

elpaso

Energy CAP

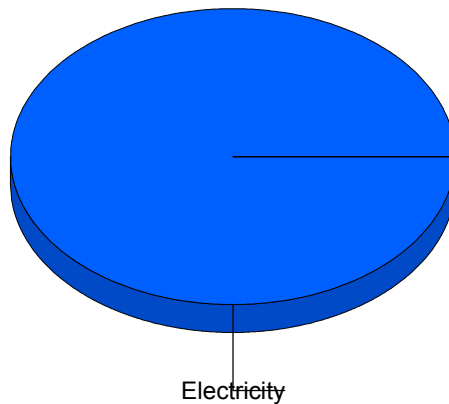
Cost Avoidance Program

## Cost Summary Graph

Grouped by Energy Type

Energy Type	Use	Units	Meter Cost	Special Charges	Total Cost	Avg Unit Cost	% of Total Cost
Site: ALAMO ELEMENTARY SCH - ALAMO ELEMENTARY SCH							
Electricity		6,250 KWH	\$715.31	\$0.00	\$715.31	0.1144	100.00%
Total Cost:			\$715.31	\$0.00	\$715.31		

For ALAMO  
ELEMENTARY  
SCH



■ Electricity	100.0%
Total:	100.0%

Filters: Cost Center Name Not Equal To DoNotReport; Billing Period Equal To 201510All Meter CodesAll Group Names

# elpaso

Energy CAP

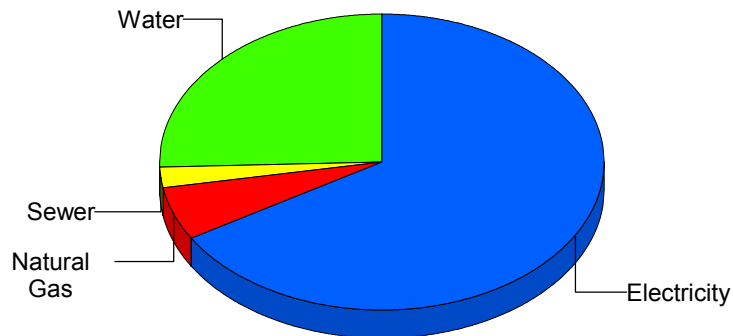
Cost Avoidance Program

## Cost Summary Graph

Grouped by Energy Type

Energy Type	Use	Units	Meter Cost	Special Charges	Total Cost	Avg Unit Cost	% of Total Cost
Site: ALTA VISTA ELEMENTAR - ALTA VISTA ELEMENTAR							
Electricity	37,350	KWH	\$4,920.15	\$0.00	\$4,920.15	0.1317	66.50%
Natural Gas	410	CCF	\$423.01	\$0.00	\$423.01	1.0317	5.72%
Water	413	CCF	\$1,891.02	\$0.00	\$1,891.02	4.5787	25.56%
Sewer	64	CCF	\$164.83	\$0.00	\$164.83	2.5755	2.23%
Total Cost:			\$7,399.01	\$0.00	\$7,399.01		

For ALTA  
VISTA  
ELEMENTAR



Electricity	66.5%
Natural Gas	5.7%
Sewer	2.2%
Water	25.6%
Total:	100.0%

Filters: Cost Center Name Not Equal To DoNotReport; Billing Period Equal To 201510All Meter CodesAll Group Names

# elpaso

Energy CAP

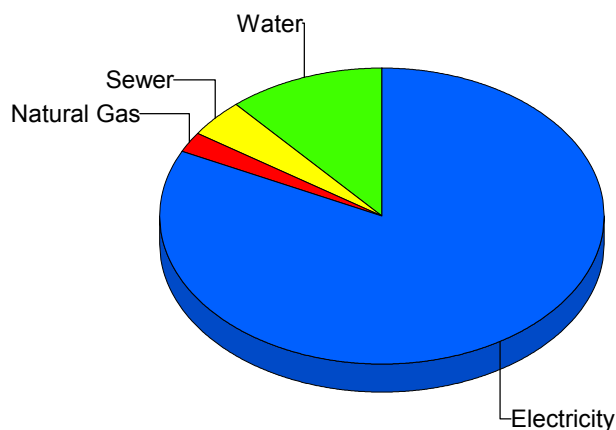
Cost Avoidance Program

## Cost Summary Graph

Grouped by Energy Type

Energy Type	Use	Units	Meter Cost	Special Charges	Total Cost	Avg Unit Cost	% of Total Cost
Site: ANDRESS HIGH SCHOOL - ANDRESS HIGH SCHOOL							
Electricity	191,183	KWH	\$21,665.90	\$0.00	\$21,665.90	0.1133	82.22%
Natural Gas	454	CCF	\$561.17	\$0.00	\$561.17	1.2361	2.13%
Water	1,341	CCF	\$2,994.80	\$0.00	\$2,994.80	2.2333	11.37%
Sewer	649	CCF	\$1,127.75	\$0.00	\$1,127.75	1.7377	4.28%
Total Cost:			\$26,349.62	\$0.00	\$26,349.62		

For ANDRESS  
HIGH SCHOOL



Electricity	82.2%
Natural Gas	2.1%
Sewer	4.3%
Water	11.4%
Total:	100.0%

Filters: Cost Center Name Not Equal To DoNotReport; Billing Period Equal To 201510All Meter CodesAll Group Names

# elpaso

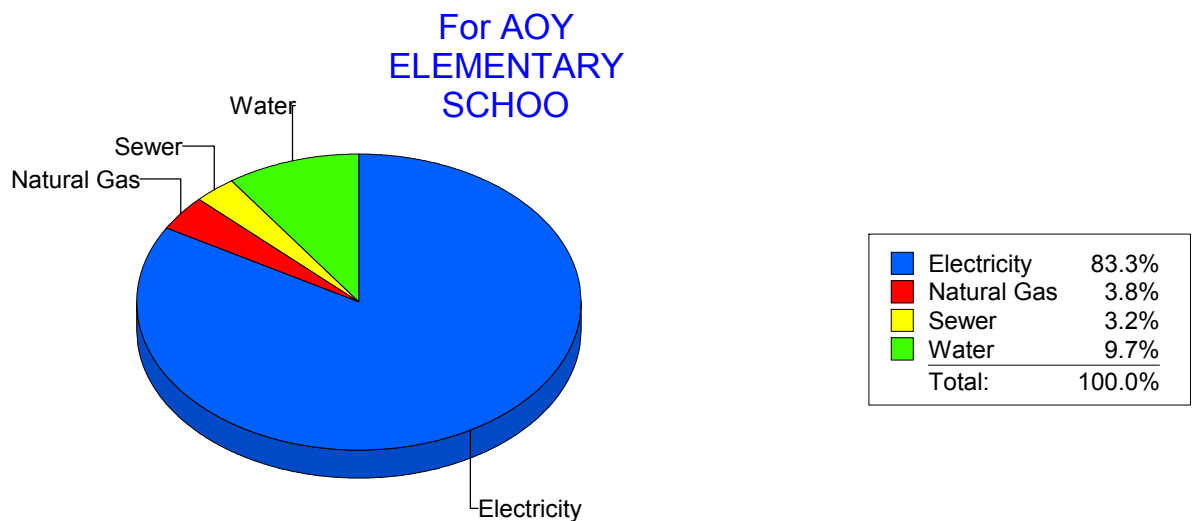
Energy CAP

Cost Avoidance Program

## Cost Summary Graph

Grouped by Energy Type

Energy Type	Use	Units	Meter Cost	Special Charges	Total Cost	Avg Unit Cost	% of Total Cost
Site: AOY ELEMENTARY SCHOO - AOY ELEMENTARY SCHOO							
Electricity	79,170	KWH	\$10,733.92	\$0.00	\$10,733.92	0.1356	83.30%
Natural Gas	545	CCF	\$487.36	\$0.00	\$487.36	0.8942	3.78%
Water	308	CCF	\$1,249.69	\$0.00	\$1,249.69	4.0574	9.70%
Sewer	73	CCF	\$414.13	\$0.00	\$414.13	5.6730	3.21%
Total Cost:			\$12,885.10	\$0.00	\$12,885.10		



Filters: Cost Center Name Not Equal To DoNotReport; Billing Period Equal To 201510All Meter CodesAll Group Names

# elpaso

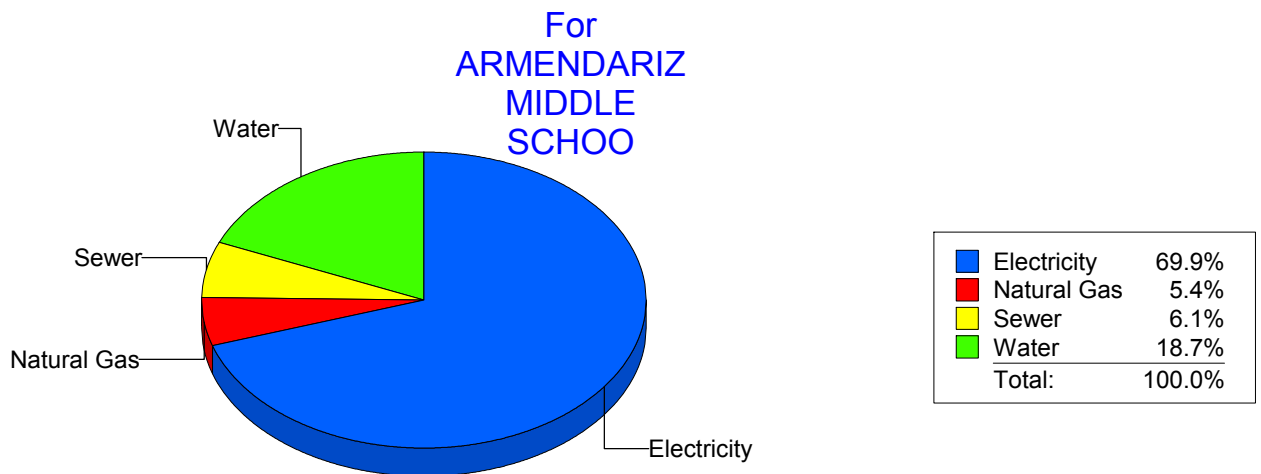
Energy CAP

Cost Avoidance Program

## Cost Summary Graph

Grouped by Energy Type

Energy Type	Use	Units	Meter Cost	Special Charges	Total Cost	Avg Unit Cost	% of Total Cost
Site: ARMENDARIZ MIDDLE SCHOO - ARMENDARIZ MIDDLE SCHOO							
Electricity	319 KWH		\$5,677.82	\$0.00	\$5,677.82	17.7988	69.90%
Natural Gas	686 CCF		\$436.26	\$0.00	\$436.26	0.6359	5.37%
Water	561 CCF		\$1,516.75	\$0.00	\$1,516.75	2.7037	18.67%
Sewer	164 CCF		\$491.93	\$0.00	\$491.93	2.9996	6.06%
Total Cost:			\$8,122.76	\$0.00	\$8,122.76		



Filters: Cost Center Name Not Equal To DoNotReport; Billing Period Equal To 201510All Meter CodesAll Group Names

# elpaso

Energy CAP

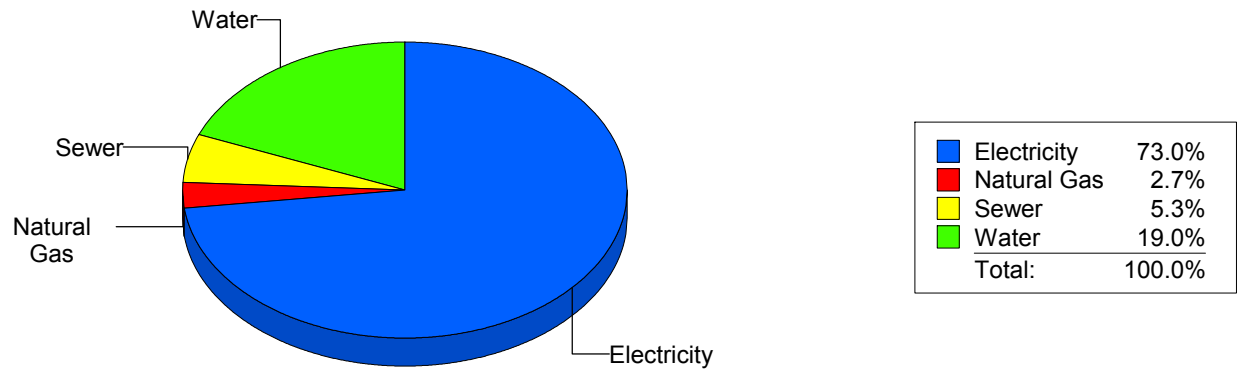
Cost Avoidance Program

## Cost Summary Graph

Grouped by Energy Type

Energy Type	Use	Units	Meter Cost	Special Charges	Total Cost	Avg Unit Cost	% of Total Cost
Site: AUSTIN HIGH SCHOOL - AUSTIN HIGH SCHOOL							
Electricity	177,303	KWH	\$21,015.77	\$0.00	\$21,015.77	0.1185	72.95%
Natural Gas	970	CCF	\$791.34	\$0.00	\$791.34	0.8158	2.75%
Water	1,457	CCF	\$5,466.79	\$0.00	\$5,466.79	3.7521	18.98%
Sewer	604	CCF	\$1,534.04	\$0.00	\$1,534.04	2.5398	5.33%
Total Cost:			\$28,807.94	\$0.00	\$28,807.94		

For AUSTIN  
HIGH SCHOOL



Filters: Cost Center Name Not Equal To DoNotReport; Billing Period Equal To 201510All Meter CodesAll Group Names

# elpaso

Energy CAP

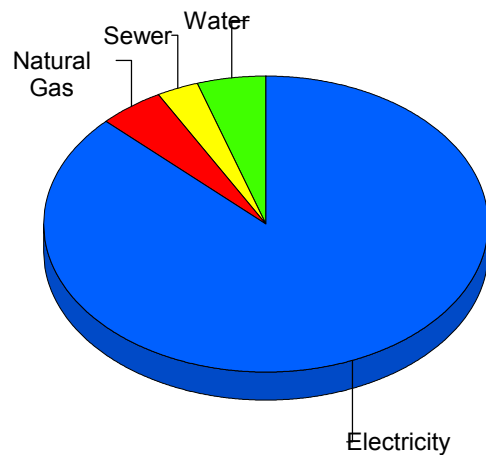
Cost Avoidance Program

## Cost Summary Graph

Grouped by Energy Type

Energy Type	Use	Units	Meter Cost	Special Charges	Total Cost	Avg Unit Cost	% of Total Cost
Site: BARRON - BARRON							
Electricity	90,469	KWH	\$10,617.41	\$0.00	\$10,617.41	0.1174	87.32%
Natural Gas	705	CCF	\$562.67	\$0.00	\$562.67	0.7981	4.63%
Water	107	CCF	\$603.41	\$0.00	\$603.41	5.6393	4.96%
Sewer	68	CCF	\$376.04	\$0.00	\$376.04	5.5300	3.09%
Total Cost:			\$12,159.53	\$0.00	\$12,159.53		

For BARRON



Electricity	87.3%
Natural Gas	4.6%
Sewer	3.1%
Water	5.0%
Total:	100.0%

Filters: Cost Center Name Not Equal To DoNotReport; Billing Period Equal To 201510All Meter CodesAll Group Names

# elpaso

Energy CAP

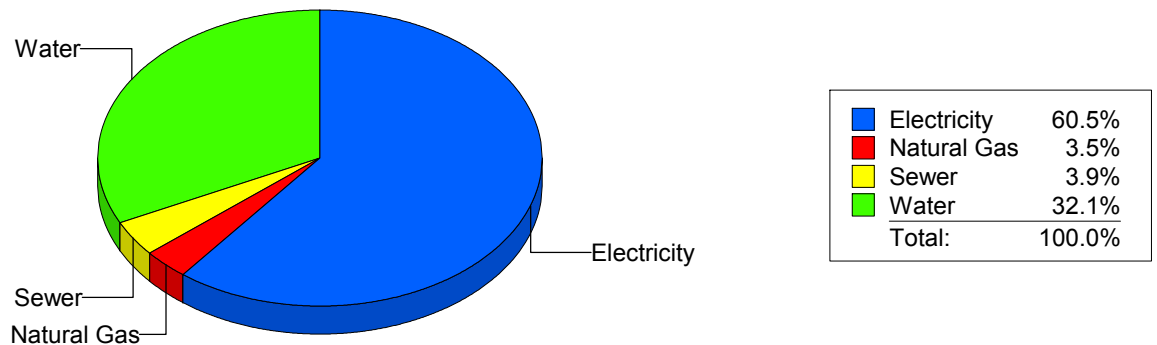
Cost Avoidance Program

## Cost Summary Graph

Grouped by Energy Type

Energy Type	Use	Units	Meter Cost	Special Charges	Total Cost	Avg Unit Cost	% of Total Cost
Site: BASSET MIDDLE SCHOOL - BASSET MIDDLE SCHOOL							
Electricity	77,011	KWH	\$8,738.63	\$0.00	\$8,738.63	0.1135	60.45%
Natural Gas	583	CCF	\$505.72	\$0.00	\$505.72	0.8674	3.50%
Water	1,250	CCF	\$4,646.91	\$0.00	\$4,646.91	3.7175	32.15%
Sewer	271	CCF	\$564.53	\$0.00	\$564.53	2.0831	3.91%
Total Cost:			\$14,455.79	\$0.00	\$14,455.79		

For BASSET  
MIDDLE  
SCHOOL



Filters: Cost Center Name Not Equal To DoNotReport; Billing Period Equal To 201510All Meter CodesAll Group Names



# elpaso

Energy CAP

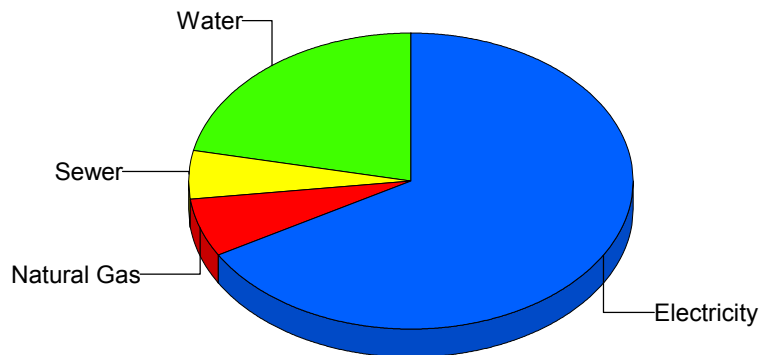
Cost Avoidance Program

## Cost Summary Graph

Grouped by Energy Type

Energy Type	Use	Units	Meter Cost	Special Charges	Total Cost	Avg Unit Cost	% of Total Cost
Site: BEALL ELEMENTARY SCH - BEALL ELEMENTARY SCH							
Electricity	29,225	KWH	\$3,504.25	\$0.00	\$3,504.25	0.1199	66.73%
Natural Gas	222	CCF	\$331.21	\$0.00	\$331.21	1.4919	6.31%
Water	298	CCF	\$1,131.14	\$0.00	\$1,131.14	3.7958	21.54%
Sewer	83	CCF	\$284.41	\$0.00	\$284.41	3.4266	5.42%
Total Cost:			\$5,251.01	\$0.00	\$5,251.01		

For BEALL  
ELEMENTARY  
SCH



Electricity	66.7%
Natural Gas	6.3%
Sewer	5.4%
Water	21.5%
Total:	100.0%

Filters: Cost Center Name Not Equal To DoNotReport; Billing Period Equal To 201510All Meter CodesAll Group Names

**elpaso**

Energy CAP

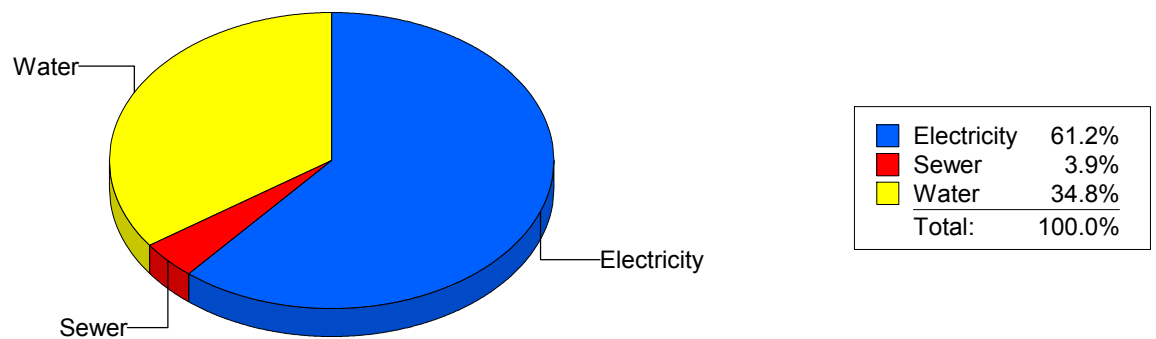
Cost Avoidance Program

**Cost Summary Graph**

Grouped by Energy Type

Energy Type	Use	Units	Meter Cost	Special Charges	Total Cost	Avg Unit Cost	% of Total Cost
Site: BLISS ELEMENTARY - BLISS ELEMENTARY							
Electricity	35,547	KWH	\$4,474.30	\$0.00	\$4,474.30	0.1259	61.25%
Water	549	CCF	\$2,543.88	\$0.00	\$2,543.88	4.6337	34.82%
Sewer	85	CCF	\$287.39	\$0.00	\$287.39	3.3811	3.93%
Total Cost:			\$7,305.57	\$0.00	\$7,305.57		

For BLISS  
ELEMENTARY



Filters: Cost Center Name Not Equal To DoNotReport; Billing Period Equal To 201510All Meter CodesAll Group Names

# elpaso

Energy CAP

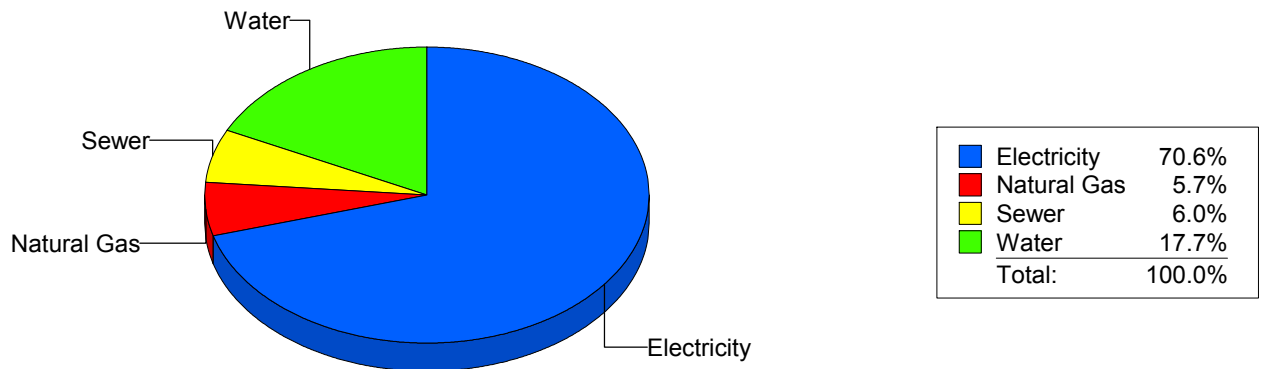
Cost Avoidance Program

## Cost Summary Graph

Grouped by Energy Type

Energy Type	Use	Units	Meter Cost	Special Charges	Total Cost	Avg Unit Cost	% of Total Cost
Site: BOND - BOND ELEMENTARY							
Electricity	29,614	KWH	\$3,907.43	\$0.00	\$3,907.43	0.1319	70.58%
Natural Gas	191	CCF	\$316.04	\$0.00	\$316.04	1.6547	5.71%
Water	301	CCF	\$980.55	\$0.00	\$980.55	3.2576	17.71%
Sewer	115	CCF	\$332.09	\$0.00	\$332.09	2.8877	6.00%
Total Cost:			\$5,536.11	\$0.00	\$5,536.11		

For BOND  
ELEMENTARY



Filters: Cost Center Name Not Equal To DoNotReport; Billing Period Equal To 201510All Meter CodesAll Group Names

# elpaso

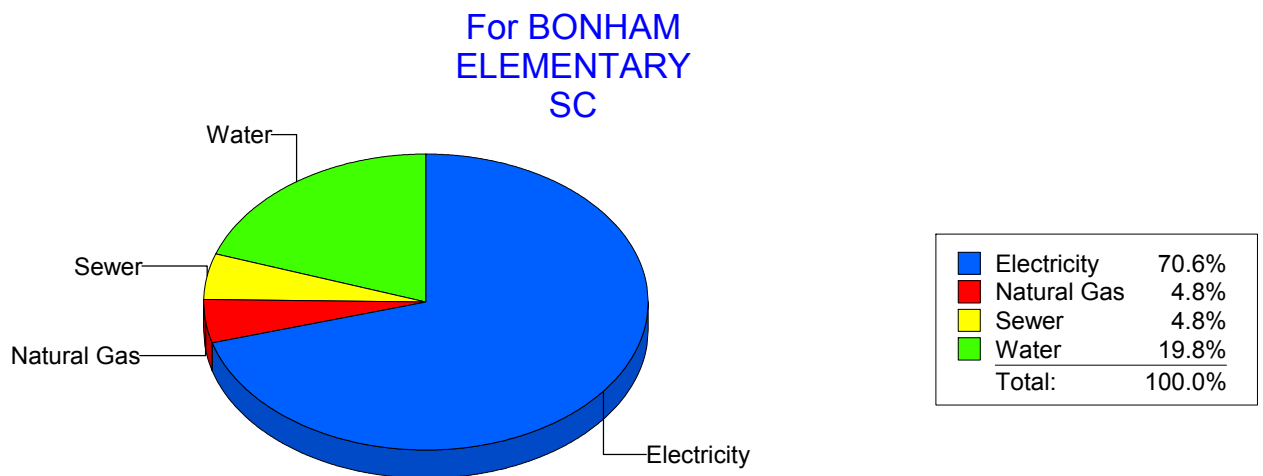
Energy CAP

Cost Avoidance Program

## Cost Summary Graph

Grouped by Energy Type

Energy Type	Use	Units	Meter Cost	Special Charges	Total Cost	Avg Unit Cost	% of Total Cost
Site: BONHAM ELEMENTARY SC - BONHAM ELEMENTARY SC							
Electricity	28,043	KWH	\$4,193.83	\$0.00	\$4,193.83	0.1495	70.62%
Natural Gas	368	CCF	\$284.98	\$0.00	\$284.98	0.7744	4.80%
Water	330	CCF	\$1,174.88	\$0.00	\$1,174.88	3.5602	19.78%
Sewer	98	CCF	\$285.08	\$0.00	\$285.08	2.9090	4.80%
Total Cost:			\$5,938.77	\$0.00	\$5,938.77		



Filters: Cost Center Name Not Equal To DoNotReport; Billing Period Equal To 201510All Meter CodesAll Group Names

# elpaso

Energy CAP

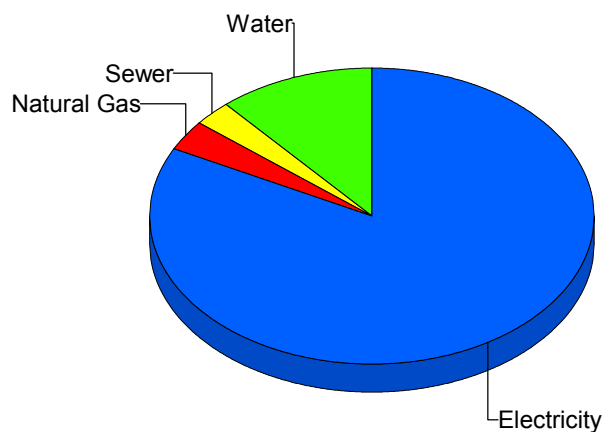
Cost Avoidance Program

## Cost Summary Graph

Grouped by Energy Type

Energy Type	Use	Units	Meter Cost	Special Charges	Total Cost	Avg Unit Cost	% of Total Cost
Site: BOWIE HIGH SCHOOL - BOWIE HIGH SCHOOL							
Electricity	308,405	KWH	\$33,760.66	\$0.00	\$33,760.66	0.1095	82.56%
Natural Gas	2,358	CCF	\$1,330.10	\$0.00	\$1,330.10	0.5641	3.25%
Water	2,327	CCF	\$4,668.36	\$0.00	\$4,668.36	2.0062	11.42%
Sewer	441	CCF	\$1,134.87	\$0.00	\$1,134.87	2.5734	2.78%
Total Cost:			\$40,893.99	\$0.00	\$40,893.99		

For BOWIE  
HIGH SCHOOL



Electricity	82.6%
Natural Gas	3.3%
Sewer	2.8%
Water	11.4%
Total:	100.0%

Filters: Cost Center Name Not Equal To DoNotReport; Billing Period Equal To 201510All Meter CodesAll Group Names

# elpaso

Energy CAP

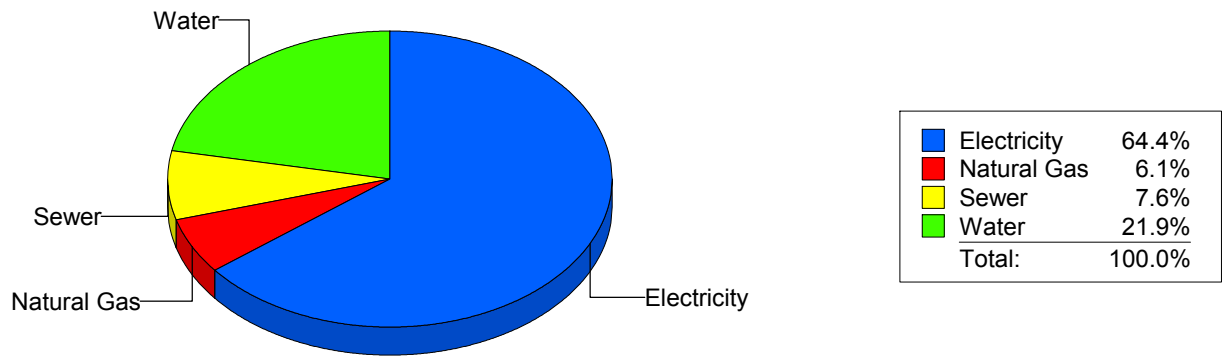
Cost Avoidance Program

## Cost Summary Graph

Grouped by Energy Type

Energy Type	Use	Units	Meter Cost	Special Charges	Total Cost	Avg Unit Cost	% of Total Cost
Site: BRADLEY ELEMENTARY - BRADLEY ELEMENTARY							
Electricity	29,500	KWH	\$3,408.21	\$0.00	\$3,408.21	0.1155	64.42%
Natural Gas	441	CCF	\$320.62	\$0.00	\$320.62	0.7270	6.06%
Water	323	CCF	\$1,158.03	\$0.00	\$1,158.03	3.5852	21.89%
Sewer	105	CCF	\$404.02	\$0.00	\$404.02	3.8478	7.64%
Total Cost:			\$5,290.88	\$0.00	\$5,290.88		

For BRADLEY  
ELEMENTARY



Filters: Cost Center Name Not Equal To DoNotReport; Billing Period Equal To 201510All Meter CodesAll Group Names

# elpaso

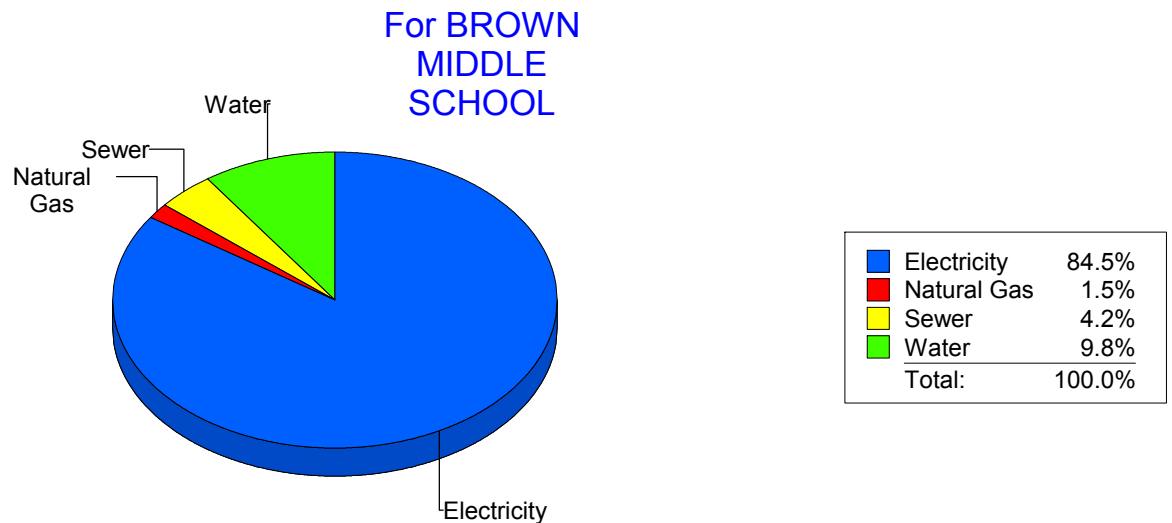
Energy CAP

Cost Avoidance Program

## Cost Summary Graph

Grouped by Energy Type

Energy Type	Use	Units	Meter Cost	Special Charges	Total Cost	Avg Unit Cost	% of Total Cost
Site: BROWN MIDDLE SCHOOL - BROWN MIDDLE SCHOOL							
Electricity	123,400	KWH	\$15,023.52	\$0.00	\$15,023.52	0.1217	84.47%
Natural Gas	341	CCF	\$271.79	\$0.00	\$271.79	0.7970	1.53%
Water	692	CCF	\$1,748.42	\$0.00	\$1,748.42	2.5266	9.83%
Sewer	332	CCF	\$742.25	\$0.00	\$742.25	2.2357	4.17%
Total Cost:			\$17,785.98	\$0.00	\$17,785.98		



Filters: Cost Center Name Not Equal To DoNotReport; Billing Period Equal To 201510All Meter CodesAll Group Names

# elpaso

Energy CAP

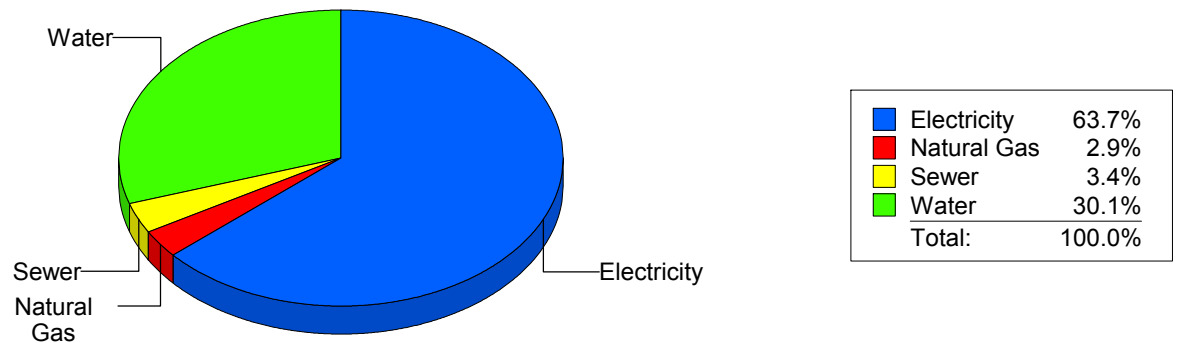
Cost Avoidance Program

## Cost Summary Graph

Grouped by Energy Type

Energy Type	Use	Units	Meter Cost	Special Charges	Total Cost	Avg Unit Cost	% of Total Cost
Site: BURGESS HIGH SCHOOL - BURGESS HIGH SCHOOL							
Electricity	131,128	KWH	\$15,831.37	\$0.00	\$15,831.37	0.1207	63.68%
Natural Gas	776	CCF	\$709.80	\$0.00	\$709.80	0.9147	2.86%
Water	1,788	CCF	\$7,482.56	\$0.00	\$7,482.56	4.1849	30.10%
Sewer	287	CCF	\$835.94	\$0.00	\$835.94	2.9127	3.36%
Total Cost:			\$24,859.67	\$0.00	\$24,859.67		

For BURGESS  
HIGH SCHOOL



Filters: Cost Center Name Not Equal To DoNotReport; Billing Period Equal To 201510All Meter CodesAll Group Names



# elpaso

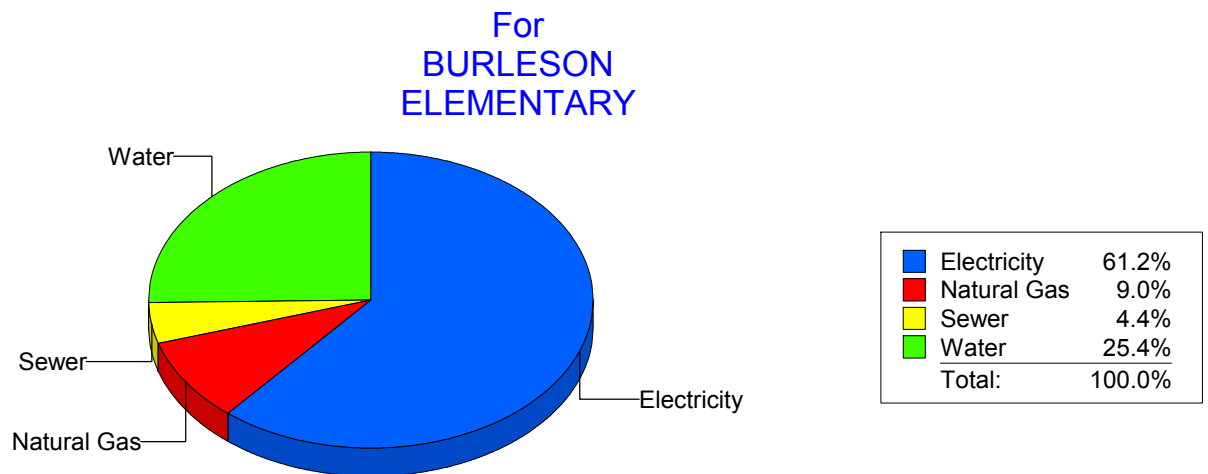
Energy CAP

Cost Avoidance Program

## Cost Summary Graph

Grouped by Energy Type

Energy Type	Use	Units	Meter Cost	Special Charges	Total Cost	Avg Unit Cost	% of Total Cost
Site: BURLESON ELEMENTARY - BURLESON ELEMENTARY							
Electricity	27,408	KWH	\$3,359.32	\$0.00	\$3,359.32	0.1226	61.23%
Natural Gas	316	CCF	\$492.78	\$0.00	\$492.78	1.5594	8.98%
Water	405	CCF	\$1,392.71	\$0.00	\$1,392.71	3.4388	25.38%
Sewer	69	CCF	\$241.75	\$0.00	\$241.75	3.5036	4.41%
Total Cost:			\$5,486.56	\$0.00	\$5,486.56		



Filters: Cost Center Name Not Equal To DoNotReport; Billing Period Equal To 201510All Meter CodesAll Group Names

# el Paso

Energy CAP

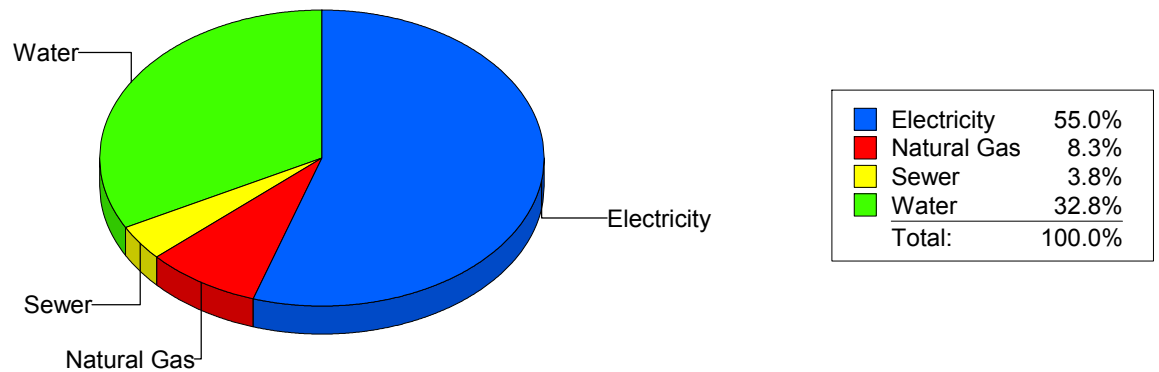
Cost Avoidance Program

## Cost Summary Graph

Grouped by Energy Type

Energy Type	Use	Units	Meter Cost	Special Charges	Total Cost	Avg Unit Cost	% of Total Cost
Site: BURNET ELEMENTARY - BURNET ELEMENTARY							
Electricity	24,677	KWH	\$2,993.71	\$0.00	\$2,993.71	0.1213	54.97%
Natural Gas	236	CCF	\$454.71	\$0.00	\$454.71	1.9267	8.35%
Water	362	CCF	\$1,788.95	\$0.00	\$1,788.95	4.9419	32.85%
Sewer	47	CCF	\$208.97	\$0.00	\$208.97	4.4462	3.84%
Total Cost:			\$5,446.34	\$0.00	\$5,446.34		

For BURNET  
ELEMENTARY



Filters: Cost Center Name Not Equal To DoNotReport; Billing Period Equal To 201510All Meter CodesAll Group Names

# elpaso

Energy CAP

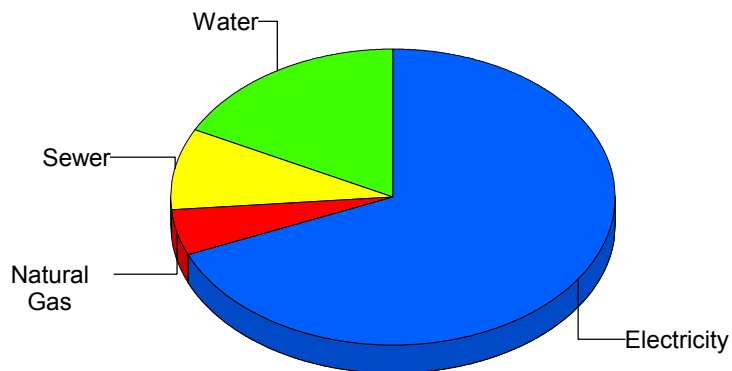
Cost Avoidance Program

## Cost Summary Graph

Grouped by Energy Type

Energy Type	Use	Units	Meter Cost	Special Charges	Total Cost	Avg Unit Cost	% of Total Cost
Site: CANYON HILLS MIDDLE - CANYON HILLS MIDDLE							
Electricity	75,990	KWH	\$5,997.21	\$0.00	\$5,997.21	0.0789	68.69%
Natural Gas	437	CCF	\$432.99	\$0.00	\$432.99	0.9908	4.96%
Water	444	CCF	\$1,522.16	\$0.00	\$1,522.16	3.4283	17.43%
Sewer	190	CCF	\$778.24	\$0.00	\$778.24	4.0960	8.91%
Total Cost:			\$8,730.60	\$0.00	\$8,730.60		

For CANYON  
HILLS MIDDLE



Electricity	68.7%
Natural Gas	5.0%
Sewer	8.9%
Water	17.4%
Total:	100.0%

Filters: Cost Center Name Not Equal To DoNotReport; Billing Period Equal To 201510All Meter CodesAll Group Names

# elpaso

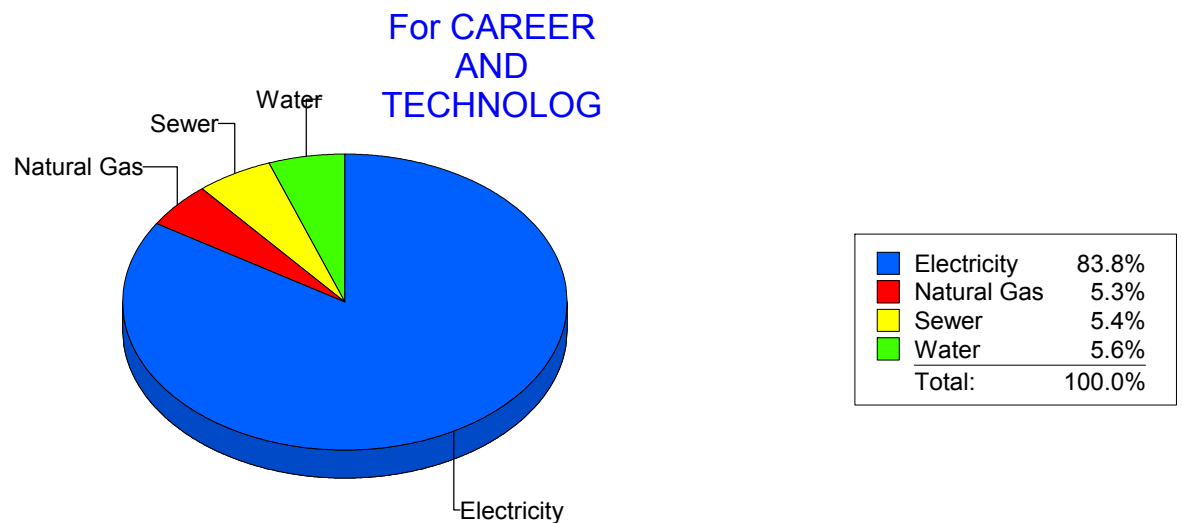
Energy CAP

Cost Avoidance Program

## Cost Summary Graph

Grouped by Energy Type

Energy Type	Use	Units	Meter Cost	Special Charges	Total Cost	Avg Unit Cost	% of Total Cost
Site: CAREER AND TECHNOLOG - CAREER AND TECHNOLOG							
Electricity	103,940	KWH	\$11,644.93	\$0.00	\$11,644.93	0.1120	83.77%
Natural Gas	1,318	CCF	\$731.31	\$0.00	\$731.31	0.5549	5.26%
Water	306	CCF	\$776.62	\$0.00	\$776.62	2.5380	5.59%
Sewer	356	CCF	\$748.97	\$0.00	\$748.97	2.1038	5.39%
Total Cost:			\$13,901.83	\$0.00	\$13,901.83		



Filters: Cost Center Name Not Equal To DoNotReport; Billing Period Equal To 201510All Meter CodesAll Group Names

# elpaso

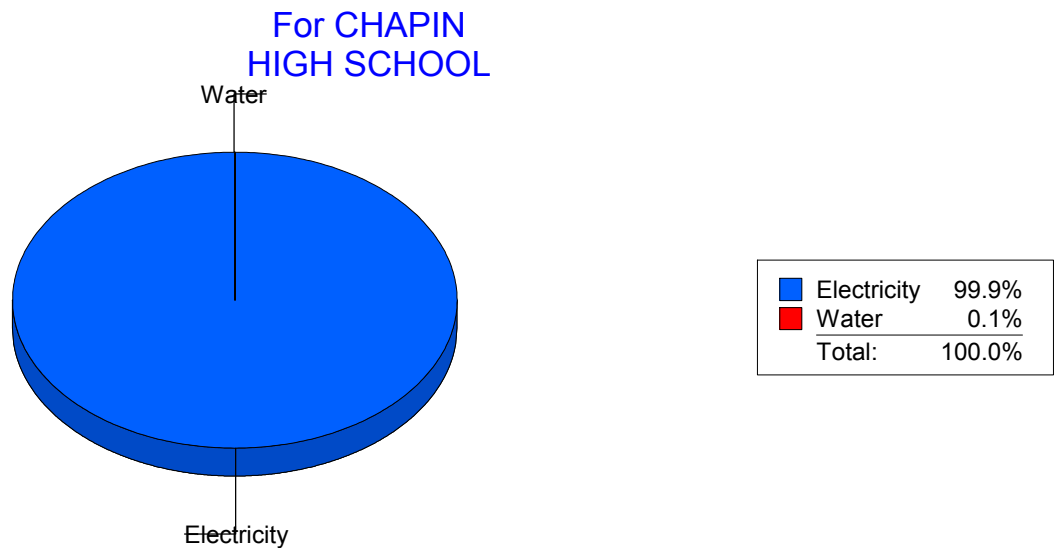
Energy CAP

Cost Avoidance Program

## Cost Summary Graph

Grouped by Energy Type

Energy Type	Use	Units	Meter Cost	Special Charges	Total Cost	Avg Unit Cost	% of Total Cost
Site: CHAPIN HIGH SCHOOL - CHAPIN HIGH SCHOOL							
Electricity	381,662	KWH	\$38,279.06	\$0.00	\$38,279.06	0.1003	99.87%
Water	0	CCF	\$50.98	\$0.00	\$50.98	0.0000	0.13%
Total Cost:			\$38,330.04	\$0.00	\$38,330.04		



Filters: Cost Center Name Not Equal To DoNotReport; Billing Period Equal To 201510All Meter CodesAll Group Names

# elpaso

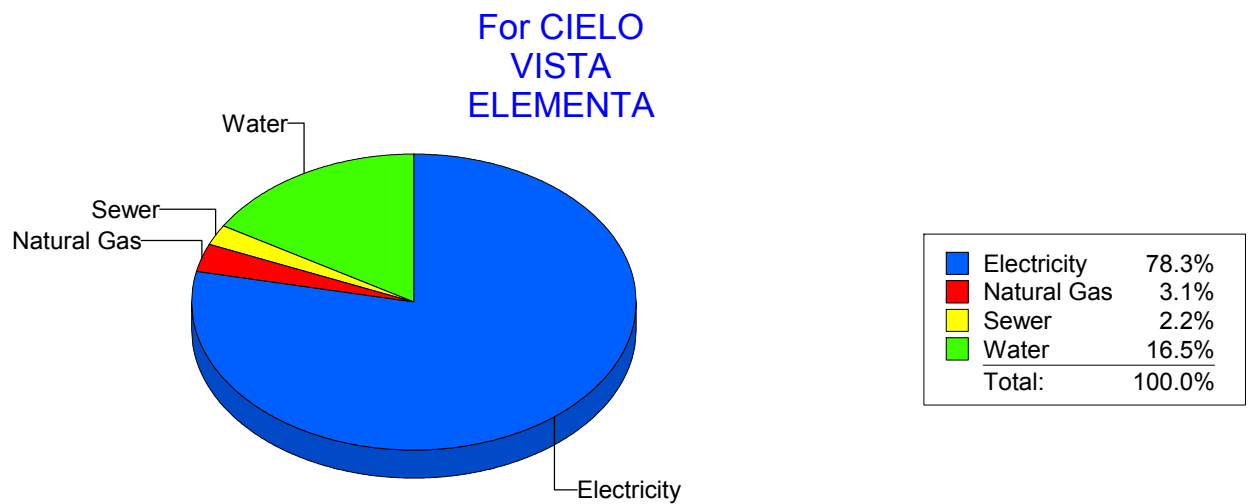
Energy CAP

Cost Avoidance Program

## Cost Summary Graph

Grouped by Energy Type

Energy Type	Use	Units	Meter Cost	Special Charges	Total Cost	Avg Unit Cost	% of Total Cost
Site: CIELO VISTA ELEMENTA - CIELO VISTA ELEMENTA							
Electricity	58,940	KWH	\$8,197.65	\$0.00	\$8,197.65	0.1391	78.29%
Natural Gas	202	CCF	\$321.06	\$0.00	\$321.06	1.5894	3.07%
Water	483	CCF	\$1,725.52	\$0.00	\$1,725.52	3.5725	16.48%
Sewer	44	CCF	\$226.30	\$0.00	\$226.30	5.1432	2.16%
Total Cost:			\$10,470.53	\$0.00	\$10,470.53		



Filters: Cost Center Name Not Equal To DoNotReport; Billing Period Equal To 201510All Meter CodesAll Group Names

# elpaso

Energy CAP

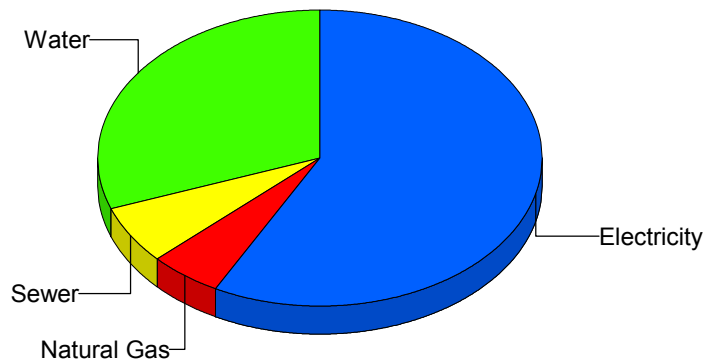
Cost Avoidance Program

## Cost Summary Graph

Grouped by Energy Type

Energy Type	Use	Units	Meter Cost	Special Charges	Total Cost	Avg Unit Cost	% of Total Cost
Site: CLARDY ELEMENTARY SC - CLARDY ELEMENTARY SC							
Electricity	32,834	KWH	\$4,025.71	\$0.00	\$4,025.71	0.1226	57.83%
Natural Gas	282	CCF	\$360.51	\$0.00	\$360.51	1.2784	5.18%
Water	560	CCF	\$2,123.43	\$0.00	\$2,123.43	3.7918	30.50%
Sewer	149	CCF	\$452.22	\$0.00	\$452.22	3.0350	6.50%
Total Cost:			\$6,961.87	\$0.00	\$6,961.87		

For CLARDY  
ELEMENTARY  
SC



Electricity	57.8%
Natural Gas	5.2%
Sewer	6.5%
Water	30.5%
Total:	100.0%

Filters: Cost Center Name Not Equal To DoNotReport; Billing Period Equal To 201510All Meter CodesAll Group Names

# elpaso

Energy CAP

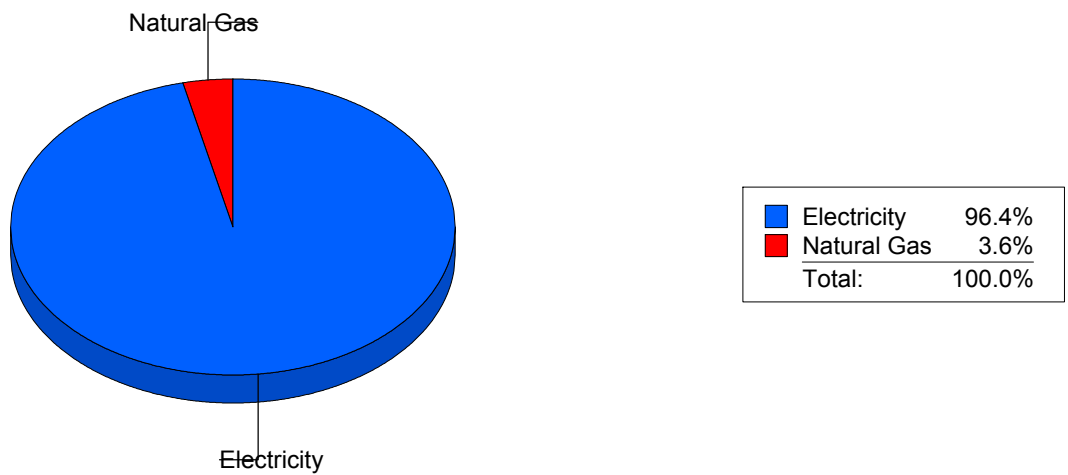
Cost Avoidance Program

## Cost Summary Graph

Grouped by Energy Type

Energy Type	Use	Units	Meter Cost	Special Charges	Total Cost	Avg Unit Cost	% of Total Cost
Site: CLENDININ - CLENDININ							
Electricity	48,220	KWH	\$6,194.45	\$0.00	\$6,194.45	0.1285	96.42%
Natural Gas	256	CCF	\$230.28	\$0.00	\$230.28	0.8995	3.58%
Total Cost:			\$6,424.73	\$0.00	\$6,424.73		

For CLENDININ



Filters: Cost Center Name Not Equal To DoNotReport; Billing Period Equal To 201510All Meter CodesAll Group Names



# elpaso

Energy CAP

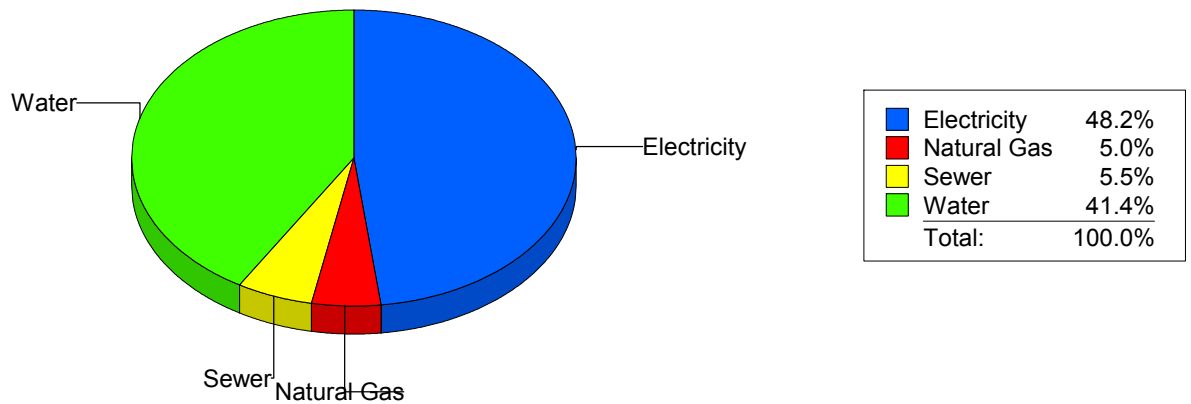
Cost Avoidance Program

## Cost Summary Graph

Grouped by Energy Type

Energy Type	Use	Units	Meter Cost	Special Charges	Total Cost	Avg Unit Cost	% of Total Cost
Site: COLDWELL INTERMEDIAT - COLDWELL INTERMEDIAT							
Electricity	31,296	KWH	\$4,116.22	\$0.00	\$4,116.22	0.1315	48.19%
Natural Gas	173	CCF	\$424.30	\$0.00	\$424.30	2.4526	4.97%
Water	768	CCF	\$3,532.78	\$0.00	\$3,532.78	4.6000	41.36%
Sewer	182	CCF	\$467.91	\$0.00	\$467.91	2.5709	5.48%
Total Cost:			\$8,541.21	\$0.00	\$8,541.21		

For  
COLDWELL  
INTERMEDIAT



Filters: Cost Center Name Not Equal To DoNotReport; Billing Period Equal To 201510All Meter CodesAll Group Names

# elpaso

Energy CAP

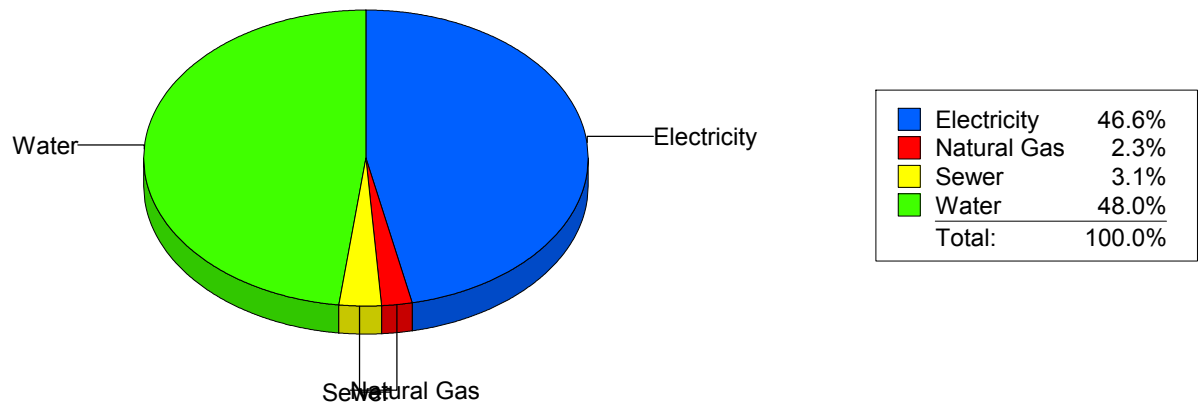
Cost Avoidance Program

## Cost Summary Graph

Grouped by Energy Type

Energy Type	Use	Units	Meter Cost	Special Charges	Total Cost	Avg Unit Cost	% of Total Cost
Site: COLLINS ELEMENTARY - COLLINS ELEMENTARY							
Electricity	54,716	KWH	\$6,635.16	\$0.00	\$6,635.16	0.1213	46.65%
Natural Gas	216	CCF	\$328.27	\$0.00	\$328.27	1.5198	2.31%
Water	1,429	CCF	\$6,826.01	\$0.00	\$6,826.01	4.7768	47.99%
Sewer	184	CCF	\$434.90	\$0.00	\$434.90	2.3636	3.06%
Total Cost:			\$14,224.34	\$0.00	\$14,224.34		

For COLLINS  
ELEMENTARY



Filters: Cost Center Name Not Equal To DoNotReport; Billing Period Equal To 201510All Meter CodesAll Group Names

# elpaso

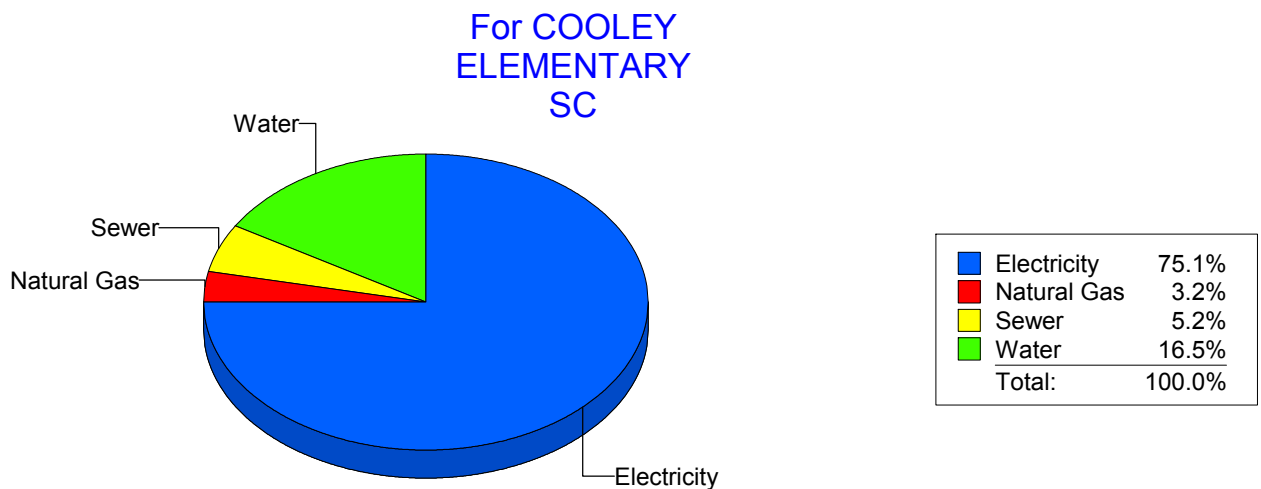
Energy CAP

Cost Avoidance Program

## Cost Summary Graph

Grouped by Energy Type

Energy Type	Use	Units	Meter Cost	Special Charges	Total Cost	Avg Unit Cost	% of Total Cost
Site: COOLEY ELEMENTARY SC - COOLEY ELEMENTARY SC							
Electricity	85,600	KWH	\$9,382.17	\$0.00	\$9,382.17	0.1096	75.12%
Natural Gas	354	CCF	\$395.67	\$0.00	\$395.67	1.1177	3.17%
Water	473	CCF	\$2,064.38	\$0.00	\$2,064.38	4.3644	16.53%
Sewer	157	CCF	\$647.46	\$0.00	\$647.46	4.1239	5.18%
Total Cost:			\$12,489.68	\$0.00	\$12,489.68		



Filters: Cost Center Name Not Equal To DoNotReport; Billing Period Equal To 201510All Meter CodesAll Group Names

# elpaso

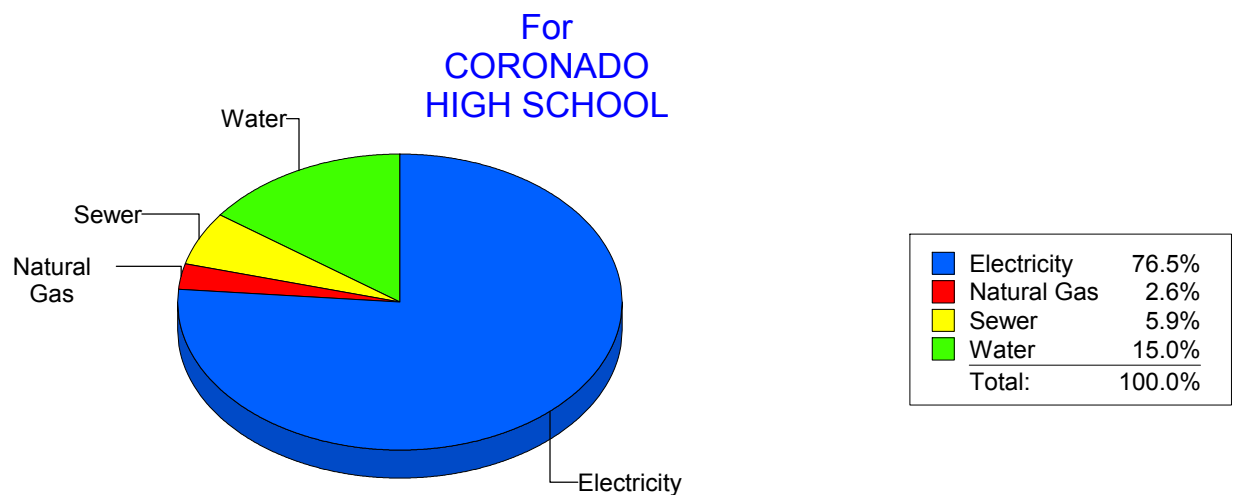
Energy CAP

Cost Avoidance Program

## Cost Summary Graph

Grouped by Energy Type

Energy Type	Use	Units	Meter Cost	Special Charges	Total Cost	Avg Unit Cost	% of Total Cost
Site: CORONADO HIGH SCHOOL - CORONADO HIGH SCHOOL							
Electricity	259,259	KWH	\$30,830.61	\$0.00	\$30,830.61	0.1189	76.48%
Natural Gas	1,752	CCF	\$1,049.72	\$0.00	\$1,049.72	0.5992	2.60%
Water	3,182	CCF	\$6,063.72	\$0.00	\$6,063.72	1.9056	15.04%
Sewer	1,352	CCF	\$2,366.92	\$0.00	\$2,366.92	1.7507	5.87%
Total Cost:			\$40,310.97	\$0.00	\$40,310.97		



Filters: Cost Center Name Not Equal To DoNotReport; Billing Period Equal To 201510All Meter CodesAll Group Names

# elpaso

Energy CAP

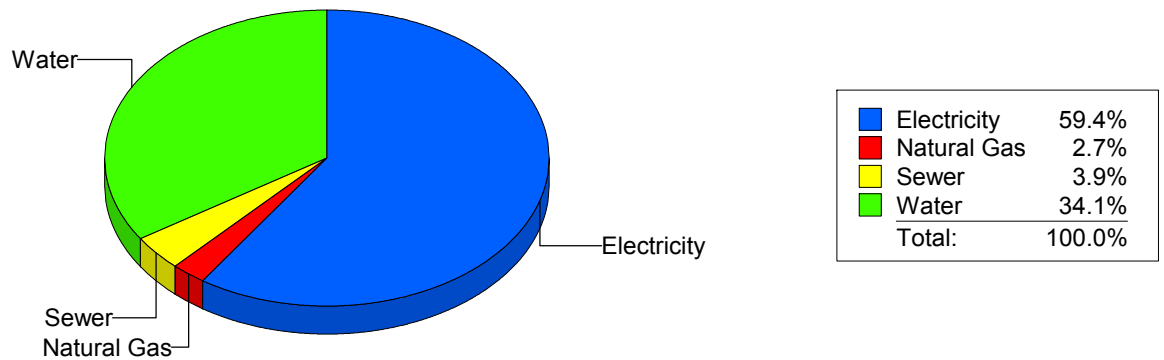
Cost Avoidance Program

## Cost Summary Graph

Grouped by Energy Type

Energy Type	Use	Units	Meter Cost	Special Charges	Total Cost	Avg Unit Cost	% of Total Cost
Site: CROCKETT - CROCKETT ELEMENTARY							
Electricity	33,600	KWH	\$4,086.35	\$0.00	\$4,086.35	0.1216	59.36%
Natural Gas	160	CCF	\$183.41	\$0.00	\$183.41	1.1463	2.66%
Water	500	CCF	\$2,348.09	\$0.00	\$2,348.09	4.6962	34.11%
Sewer	85	CCF	\$265.59	\$0.00	\$265.59	3.1246	3.86%
Total Cost:			\$6,883.44	\$0.00	\$6,883.44		

For  
CROCKETT  
ELEMENTARY



Filters: Cost Center Name Not Equal To DoNotReport; Billing Period Equal To 201510All Meter CodesAll Group Names

# elpaso

Energy CAP

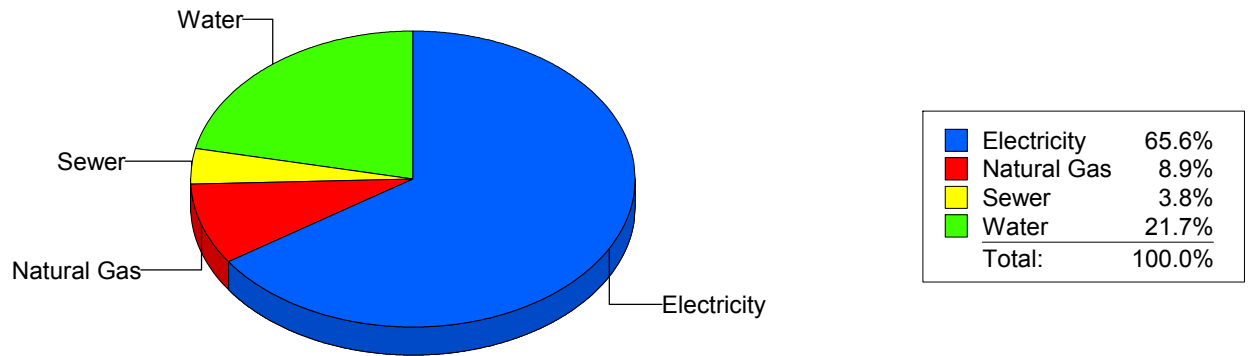
Cost Avoidance Program

## Cost Summary Graph

Grouped by Energy Type

Energy Type	Use	Units	Meter Cost	Special Charges	Total Cost	Avg Unit Cost	% of Total Cost
Site: CROSBY ELEMENTARY - CROSBY ELEMENTARY							
Electricity	38,260	KWH	\$4,543.25	\$0.00	\$4,543.25	0.1187	65.64%
Natural Gas	814	CCF	\$613.54	\$0.00	\$613.54	0.7537	8.86%
Water	360	CCF	\$1,505.19	\$0.00	\$1,505.19	4.1811	21.75%
Sewer	81	CCF	\$259.63	\$0.00	\$259.63	3.2053	3.75%
Total Cost:			\$6,921.61	\$0.00	\$6,921.61		

For CROSBY  
ELEMENTARY



Filters: Cost Center Name Not Equal To DoNotReport; Billing Period Equal To 201510All Meter CodesAll Group Names

# elpaso

Energy CAP

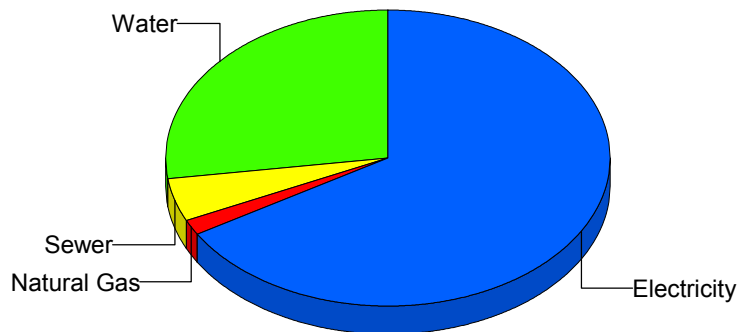
Cost Avoidance Program

## Cost Summary Graph

Grouped by Energy Type

Energy Type	Use	Units	Meter Cost	Special Charges	Total Cost	Avg Unit Cost	% of Total Cost
Site: DOUGLASS ELEMENTARY - DOUGLASS ELEMENTARY							
Electricity	41,246	KWH	\$4,739.38	\$0.00	\$4,739.38	0.1149	66.47%
Natural Gas	0	CCF	\$117.53	\$0.00	\$117.53	0.0000	1.65%
Water	443	CCF	\$1,948.71	\$0.00	\$1,948.71	4.3989	27.33%
Sewer	83	CCF	\$324.19	\$0.00	\$324.19	3.9059	4.55%
Total Cost:			\$7,129.81	\$0.00	\$7,129.81		

For  
DOUGLASS  
ELEMENTARY



Electricity	66.5%
Natural Gas	1.6%
Sewer	4.5%
Water	27.3%
Total:	100.0%

Filters: Cost Center Name Not Equal To DoNotReport; Billing Period Equal To 201510All Meter CodesAll Group Names

# elpaso

Energy CAP

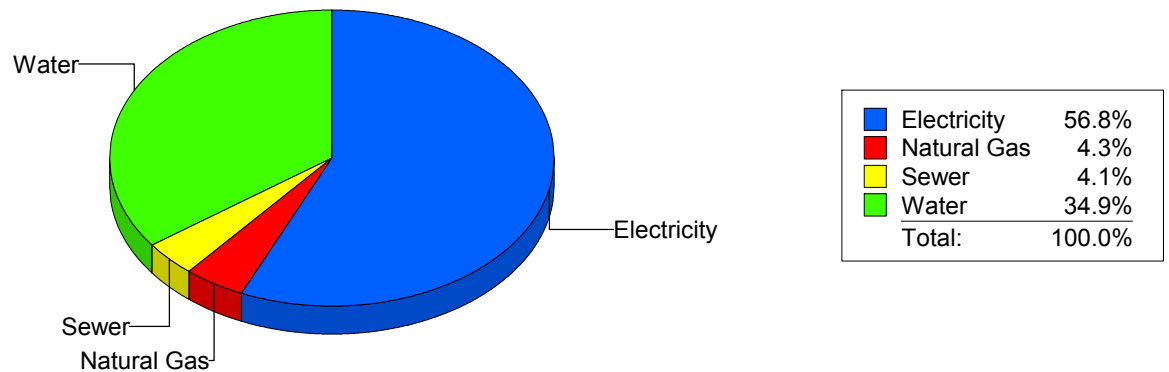
Cost Avoidance Program

## Cost Summary Graph

Grouped by Energy Type

Energy Type	Use	Units	Meter Cost	Special Charges	Total Cost	Avg Unit Cost	% of Total Cost
Site: DOWELL ELEMENTARY - DOWELL ELEMENTARY							
Electricity	22,292	KWH	\$2,705.58	\$0.00	\$2,705.58	0.1214	56.77%
Natural Gas	202	CCF	\$203.83	\$0.00	\$203.83	1.0091	4.28%
Water	617	CCF	\$1,662.80	\$0.00	\$1,662.80	2.6950	34.89%
Sewer	91	CCF	\$193.38	\$0.00	\$193.38	2.1251	4.06%
Total Cost:			\$4,765.59	\$0.00	\$4,765.59		

For DOWELL  
ELEMENTARY



Filters: Cost Center Name Not Equal To DoNotReport; Billing Period Equal To 201510All Meter CodesAll Group Names



# el Paso

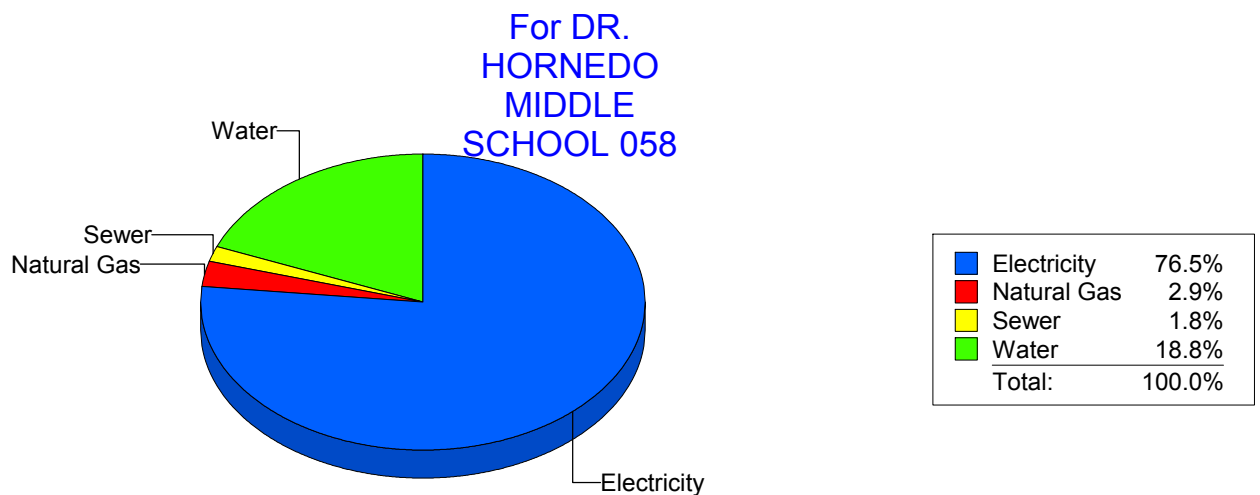
Energy CAP

Cost Avoidance Program

## Cost Summary Graph

Grouped by Energy Type

Energy Type	Use	Units	Meter Cost	Special Charges	Total Cost	Avg Unit Cost	% of Total Cost
Site: DRHORNEDOMIDDLESCHOOL - DR. HORNEDO MIDDLE SCHOOL 058							
Electricity	115,399	KWH	\$17,831.38	\$0.00	\$17,831.38	0.1545	76.53%
Natural Gas	1,184	CCF	\$668.75	\$0.00	\$668.75	0.5648	2.87%
Water	1,063	CCF	\$4,375.17	\$0.00	\$4,375.17	4.1159	18.78%
Sewer	119	CCF	\$424.88	\$0.00	\$424.88	3.5704	1.82%
Total Cost:			\$23,300.18	\$0.00	\$23,300.18		



Filters: Cost Center Name Not Equal To DoNotReport; Billing Period Equal To 201510All Meter CodesAll Group Names

# elpaso

Energy CAP

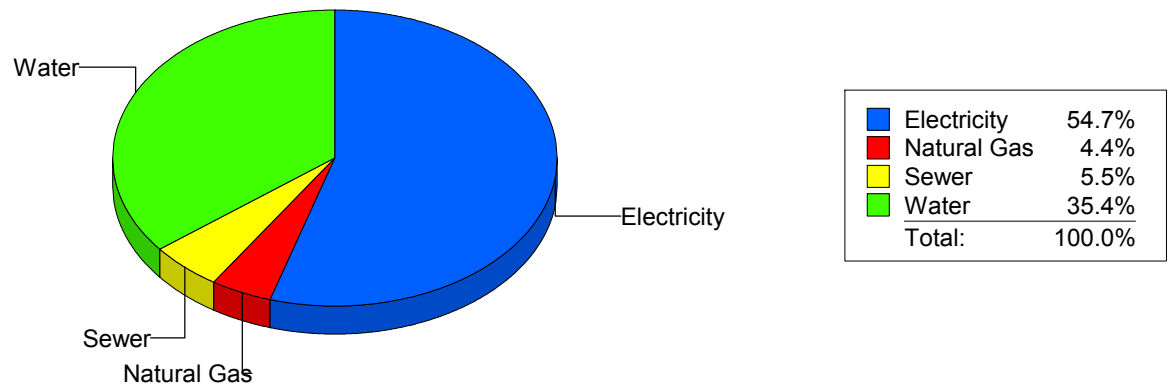
Cost Avoidance Program

## Cost Summary Graph

Grouped by Energy Type

Energy Type	Use	Units	Meter Cost	Special Charges	Total Cost	Avg Unit Cost	% of Total Cost
Site: DR. L.A. NIXON ELEME - DR. L.A. NIXON ELEME							
Electricity	40,240	KWH	\$4,881.22	\$0.00	\$4,881.22	0.1213	54.66%
Natural Gas	350	CCF	\$393.71	\$0.00	\$393.71	1.1249	4.41%
Water	718	CCF	\$3,163.40	\$0.00	\$3,163.40	4.4058	35.42%
Sewer	137	CCF	\$492.13	\$0.00	\$492.13	3.5922	5.51%
Total Cost:			\$8,930.46	\$0.00	\$8,930.46		

For DR. L.A.  
NIXON ELEME



Filters: Cost Center Name Not Equal To DoNotReport; Billing Period Equal To 201510All Meter CodesAll Group Names

# elpaso

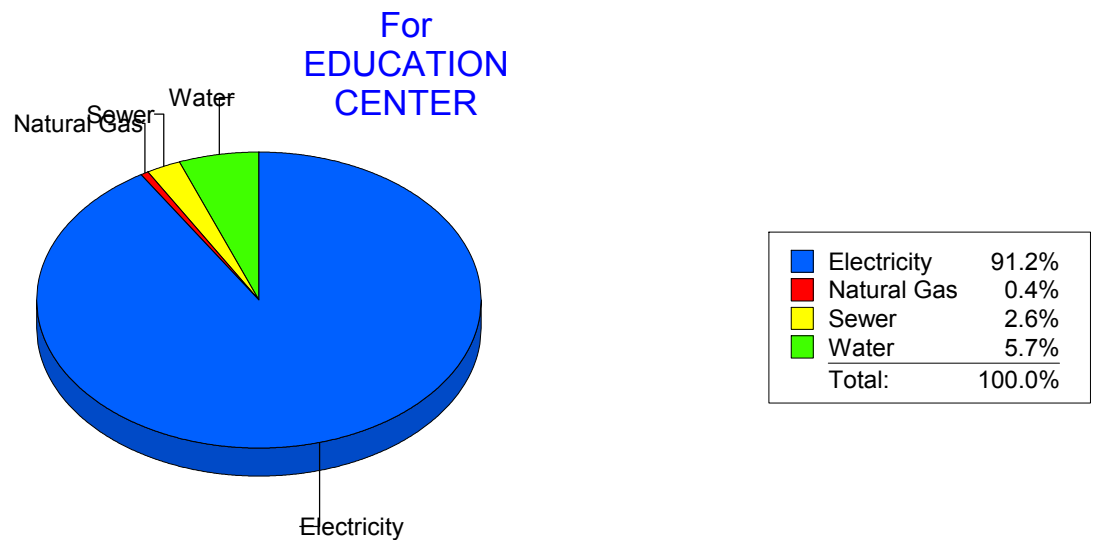
Energy CAP

Cost Avoidance Program

## Cost Summary Graph

Grouped by Energy Type

Energy Type	Use	Units	Meter Cost	Special Charges	Total Cost	Avg Unit Cost	% of Total Cost
Site: EDUCATION CENTER - EDUCATION CENTER							
Electricity	305,761	KWH	\$31,452.41	\$0.00	\$31,452.41	0.1029	91.24%
Natural Gas	21	CCF	\$125.20	\$0.00	\$125.20	5.9619	0.36%
Water	655	CCF	\$1,980.48	\$0.00	\$1,980.48	3.0236	5.75%
Sewer	373	CCF	\$913.24	\$0.00	\$913.24	2.4484	2.65%
Total Cost:			\$34,471.33	\$0.00	\$34,471.33		



Filters: Cost Center Name Not Equal To DoNotReport; Billing Period Equal To 201510All Meter CodesAll Group Names

# elpaso

Energy CAP

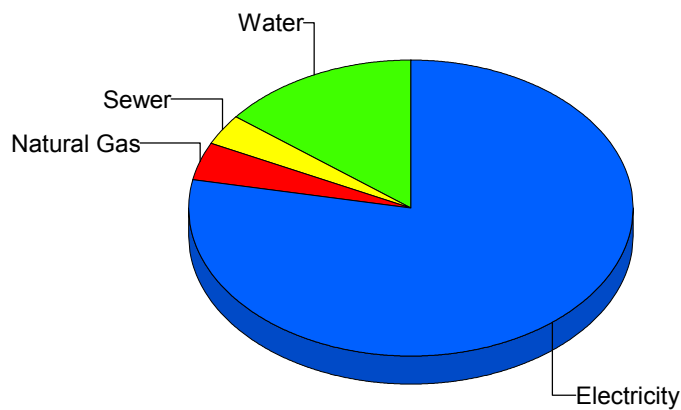
Cost Avoidance Program

## Cost Summary Graph

Grouped by Energy Type

Energy Type	Use	Units	Meter Cost	Special Charges	Total Cost	Avg Unit Cost	% of Total Cost
Site: EL PASO HIGH SCHOOL - EL PASO HIGH SCHOOL							
Electricity	193,264	KWH	\$22,868.59	\$0.00	\$22,868.59	0.1183	78.10%
Natural Gas	1,072	CCF	\$1,178.70	\$0.00	\$1,178.70	1.0995	4.03%
Water	1,292	CCF	\$4,199.48	\$0.00	\$4,199.48	3.2504	14.34%
Sewer	355	CCF	\$1,035.04	\$0.00	\$1,035.04	2.9156	3.53%
Total Cost:			\$29,281.81	\$0.00	\$29,281.81		

For EL PASO  
HIGH SCHOOL



Electricity	78.1%
Natural Gas	4.0%
Sewer	3.5%
Water	14.3%
Total:	100.0%

Filters: Cost Center Name Not Equal To DoNotReport; Billing Period Equal To 201510All Meter CodesAll Group Names

# elpaso

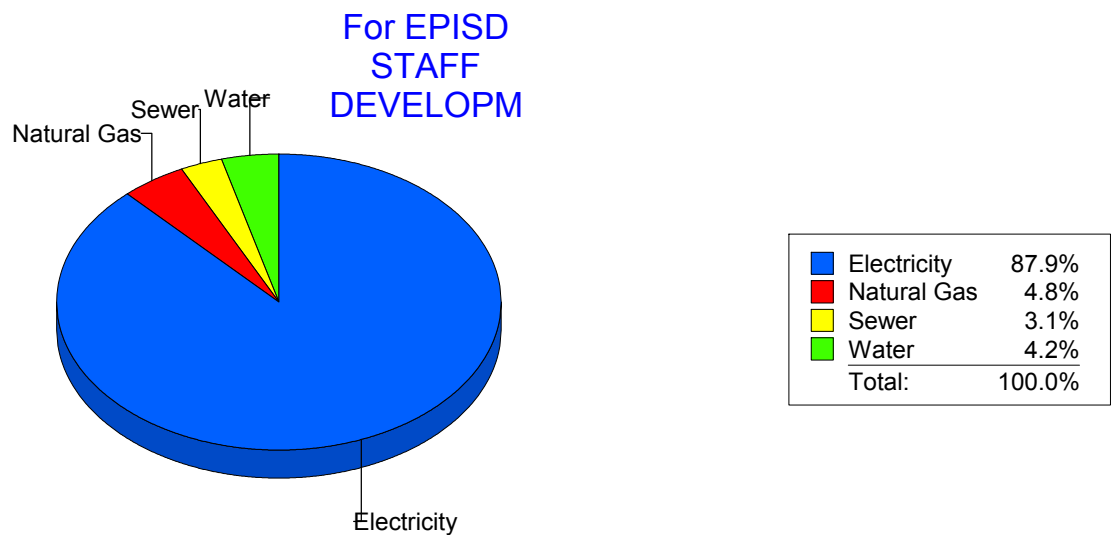
Energy CAP

Cost Avoidance Program

## Cost Summary Graph

Grouped by Energy Type

Energy Type	Use	Units	Meter Cost	Special Charges	Total Cost	Avg Unit Cost	% of Total Cost
Site: EPISD STAFF DEVELOPM - EPISD STAFF DEVELOPM							
Electricity	17,720	KWH	\$2,266.95	\$0.00	\$2,266.95	0.1279	87.93%
Natural Gas	14	CCF	\$122.65	\$0.00	\$122.65	8.7607	4.76%
Water	20	CCF	\$108.52	\$0.00	\$108.52	5.4260	4.21%
Sewer	15	CCF	\$80.14	\$0.00	\$80.14	5.3427	3.11%
Total Cost:			\$2,578.26	\$0.00	\$2,578.26		



Filters: Cost Center Name Not Equal To DoNotReport; Billing Period Equal To 201510All Meter CodesAll Group Names

# elpaso

Energy CAP

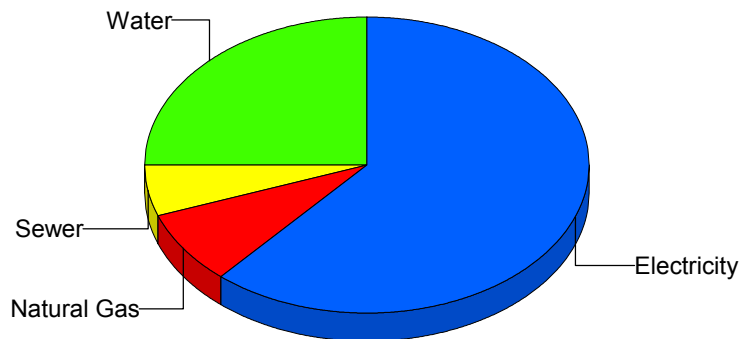
Cost Avoidance Program

## Cost Summary Graph

Grouped by Energy Type

Energy Type	Use	Units	Meter Cost	Special Charges	Total Cost	Avg Unit Cost	% of Total Cost
Site: FANNIN ELEMENTARY - FANNIN ELEMENTARY							
Electricity	35,914	KWH	\$4,490.76	\$0.00	\$4,490.76	0.1250	61.43%
Natural Gas	521	CCF	\$594.30	\$0.00	\$594.30	1.1407	8.13%
Water	643	CCF	\$1,834.12	\$0.00	\$1,834.12	2.8524	25.09%
Sewer	108	CCF	\$391.13	\$0.00	\$391.13	3.6216	5.35%
Total Cost:			\$7,310.31	\$0.00	\$7,310.31		

For FANNIN  
ELEMENTARY



Electricity	61.4%
Natural Gas	8.1%
Sewer	5.4%
Water	25.1%
Total:	100.0%

Filters: Cost Center Name Not Equal To DoNotReport; Billing Period Equal To 201510All Meter CodesAll Group Names

# elpaso

Energy CAP

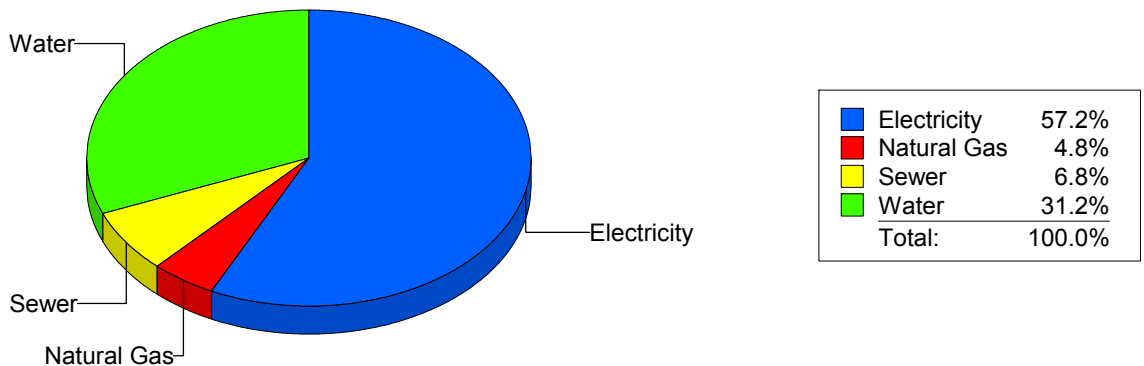
Cost Avoidance Program

## Cost Summary Graph

Grouped by Energy Type

Energy Type	Use	Units	Meter Cost	Special Charges	Total Cost	Avg Unit Cost	% of Total Cost
Site: FINE ARTS/MULTIMEDIA - FINE ARTS/MULTIMEDIA							
Electricity	12,630	KWH	\$1,421.42	\$0.00	\$1,421.42	0.1125	57.20%
Natural Gas	2	CCF	\$118.26	\$0.00	\$118.26	59.1300	4.76%
Water	224	CCF	\$776.07	\$0.00	\$776.07	3.4646	31.23%
Sewer	67	CCF	\$169.30	\$0.00	\$169.30	2.5269	6.81%
Total Cost:			\$2,485.05	\$0.00	\$2,485.05		

For FINE  
ARTS/MULTIMEDIA



Filters: Cost Center Name Not Equal To DoNotReport; Billing Period Equal To 201510All Meter CodesAll Group Names

**elpaso**

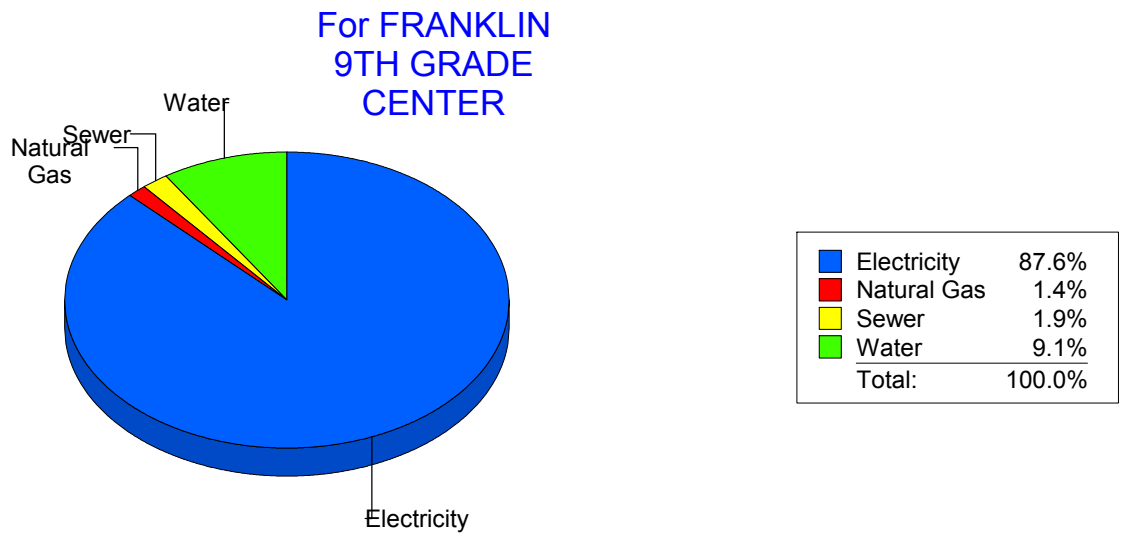
Energy CAP

Cost Avoidance Program

**Cost Summary Graph**

Grouped by Energy Type

Energy Type	Use	Units	Meter Cost	Special Charges	Total Cost	Avg Unit Cost	% of Total Cost
Site: FRANKLIN9THGRADECENTER - FRANKLIN 9TH GRADE CENTER							
Electricity	150,000	KWH	\$17,849.01	\$0.00	\$17,849.01	0.1190	87.56%
Natural Gas	388	CCF	\$294.74	\$0.00	\$294.74	0.7596	1.45%
Water	1,009	CCF	\$1,860.39	\$0.00	\$1,860.39	1.8438	9.13%
Sewer	89	CCF	\$380.18	\$0.00	\$380.18	4.2717	1.87%
Total Cost:			\$20,384.32	\$0.00	\$20,384.32		



Filters: Cost Center Name Not Equal To DoNotReport; Billing Period Equal To 201510All Meter CodesAll Group Names



**elpaso**

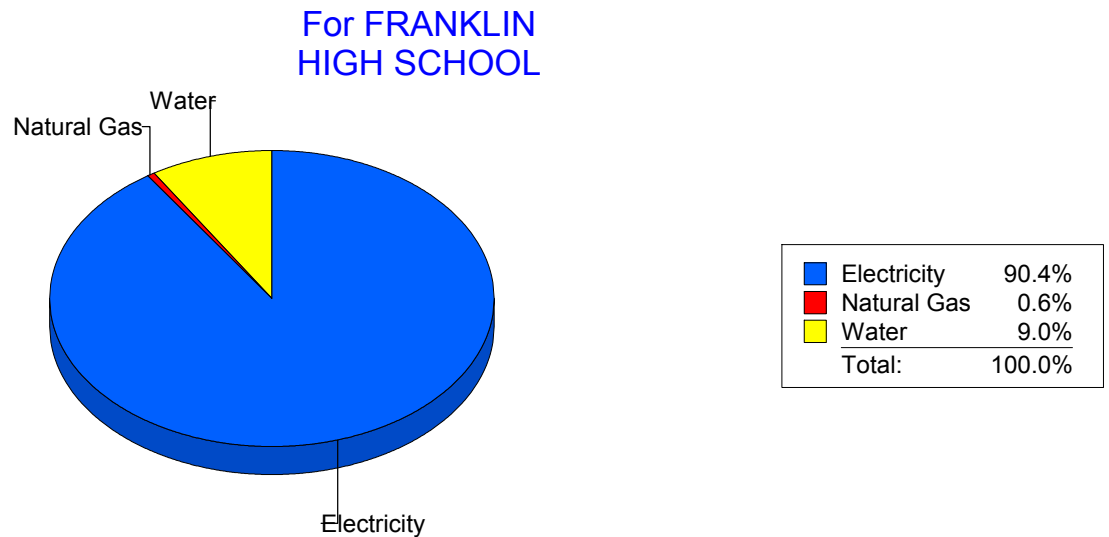
Energy CAP

Cost Avoidance Program

**Cost Summary Graph**

Grouped by Energy Type

Energy Type	Use	Units	Meter Cost	Special Charges	Total Cost	Avg Unit Cost	% of Total Cost
Site: FRANKLIN HIGH SCHOOL - FRANKLIN HIGH SCHOOL							
Electricity	319,176	KWH	\$31,154.38	\$0.00	\$31,154.38	0.0976	90.45%
Natural Gas	194	CCF	\$199.84	\$0.00	\$199.84	1.0301	0.58%
Water	1,057	CCF	\$3,090.36	\$0.00	\$3,090.36	2.9237	8.97%
Total Cost:			\$34,444.58	\$0.00	\$34,444.58		



Filters: Cost Center Name Not Equal To DoNotReport; Billing Period Equal To 201510All Meter CodesAll Group Names

# elpaso

Energy CAP

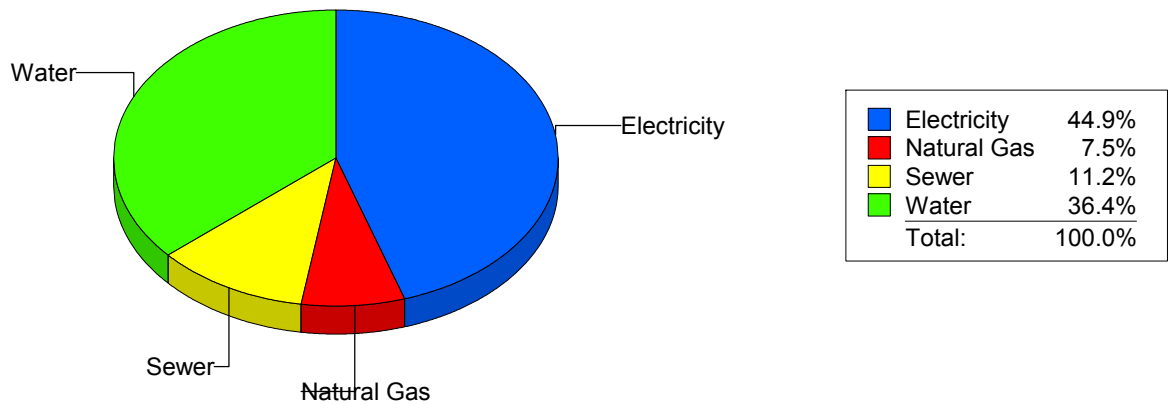
Cost Avoidance Program

## Cost Summary Graph

Grouped by Energy Type

Energy Type	Use	Units	Meter Cost	Special Charges	Total Cost	Avg Unit Cost	% of Total Cost
Site: GREEN ELEMENTARY SCH - GREEN ELEMENTARY SCH							
Electricity	40,800	KWH	\$2,271.53	\$0.00	\$2,271.53	0.0557	44.94%
Natural Gas	317	CCF	\$377.60	\$0.00	\$377.60	1.1912	7.47%
Water	520	CCF	\$1,838.39	\$0.00	\$1,838.39	3.5354	36.37%
Sewer	168	CCF	\$567.36	\$0.00	\$567.36	3.3771	11.22%
Total Cost:			\$5,054.88	\$0.00	\$5,054.88		

For GREEN  
ELEMENTARY  
SCH



Filters: Cost Center Name Not Equal To DoNotReport; Billing Period Equal To 201510All Meter CodesAll Group Names

**elpaso**

Energy CAP

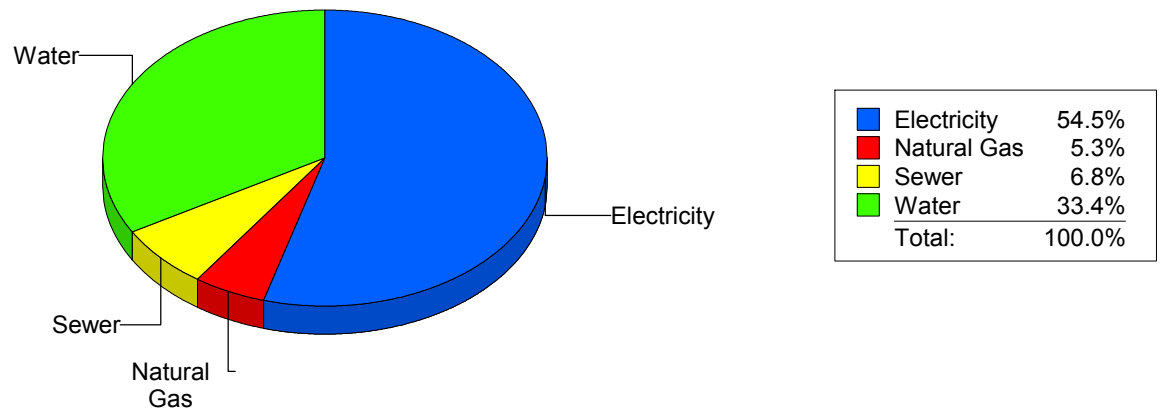
Cost Avoidance Program

**Cost Summary Graph**

Grouped by Energy Type

Energy Type	Use	Units	Meter Cost	Special Charges	Total Cost	Avg Unit Cost	% of Total Cost
Site: GUILLEN MIDDLE SCHOO - GUILLEN MIDDLE SCHOO							
Electricity	101,310	KWH	\$5,477.16	\$0.00	\$5,477.16	0.0541	54.53%
Natural Gas	643	CCF	\$533.63	\$0.00	\$533.63	0.8299	5.31%
Water	1,074	CCF	\$3,349.83	\$0.00	\$3,349.83	3.1190	33.35%
Sewer	304	CCF	\$683.17	\$0.00	\$683.17	2.2473	6.80%
<b>Total Cost:</b>			<b>\$10,043.79</b>	<b>\$0.00</b>	<b>\$10,043.79</b>		

For GUILLEN  
MIDDLE  
SCHOO



Filters: Cost Center Name Not Equal To DoNotReport; Billing Period Equal To 201510All Meter CodesAll Group Names

**el Paso**

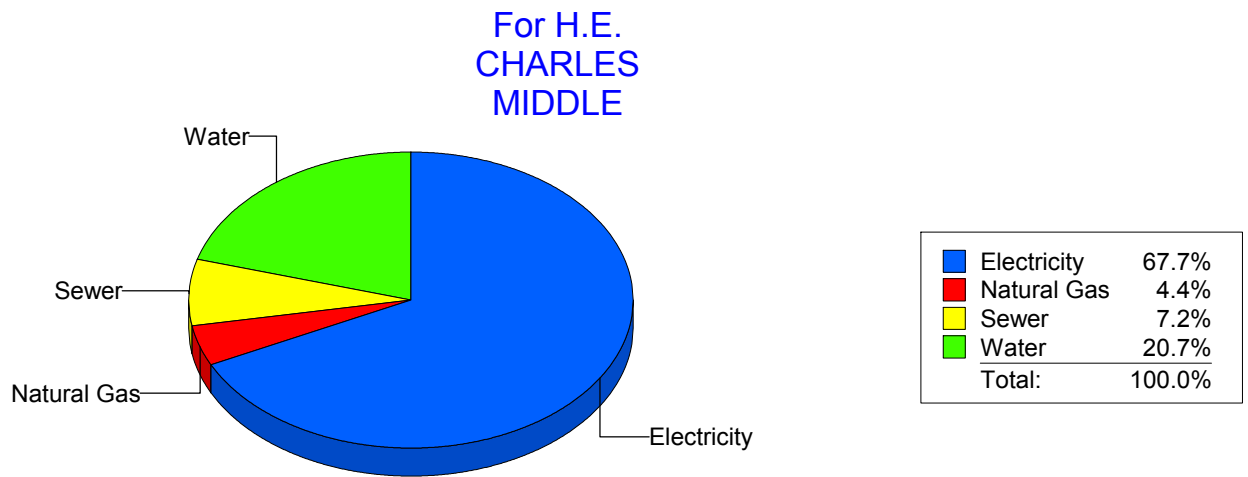
Energy CAP

Cost Avoidance Program

**Cost Summary Graph**

Grouped by Energy Type

Energy Type	Use	Units	Meter Cost	Special Charges	Total Cost	Avg Unit Cost	% of Total Cost
Site: H.E. CHARLES MIDDLE - H.E. CHARLES MIDDLE							
Electricity	85,235	KWH	\$10,782.65	\$0.00	\$10,782.65	0.1265	67.68%
Natural Gas	1,013	CCF	\$706.34	\$0.00	\$706.34	0.6973	4.43%
Water	1,347	CCF	\$3,296.44	\$0.00	\$3,296.44	2.4472	20.69%
Sewer	604	CCF	\$1,147.53	\$0.00	\$1,147.53	1.8999	7.20%
<b>Total Cost:</b>			<b>\$15,932.96</b>	<b>\$0.00</b>	<b>\$15,932.96</b>		



Filters: Cost Center Name Not Equal To DoNotReport; Billing Period Equal To 201510All Meter CodesAll Group Names

**el Paso**

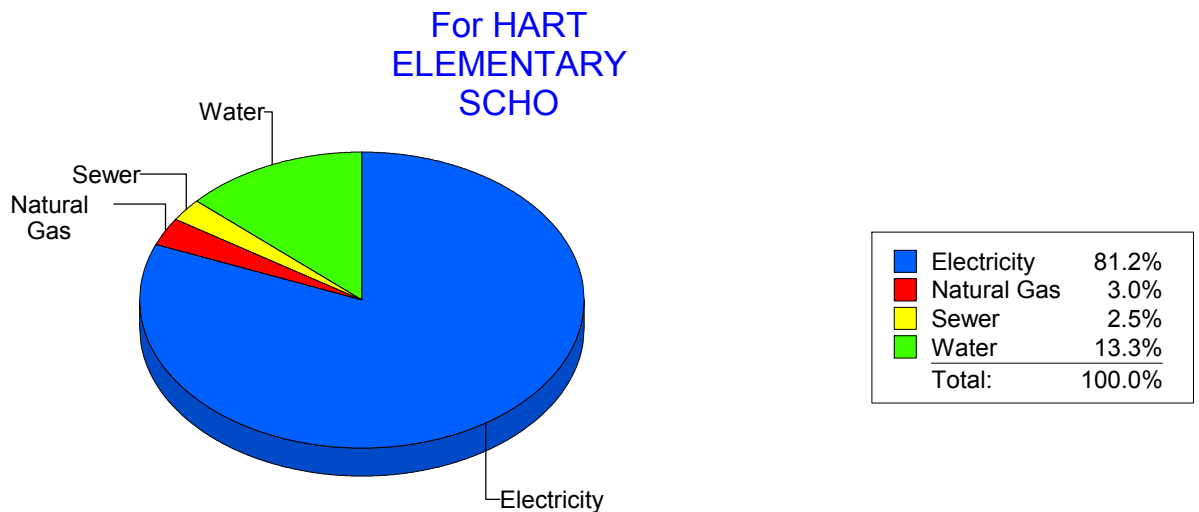
Energy CAP

Cost Avoidance Program

**Cost Summary Graph**

Grouped by Energy Type

Energy Type	Use	Units	Meter Cost	Special Charges	Total Cost	Avg Unit Cost	% of Total Cost
Site: HART ELEMENTARY SCHO - HART ELEMENTARY SCHO							
Electricity	60,000	KWH	\$7,687.81	\$0.00	\$7,687.81	0.1281	81.24%
Natural Gas	361	CCF	\$281.78	\$0.00	\$281.78	0.7806	2.98%
Water	304	CCF	\$1,256.99	\$0.00	\$1,256.99	4.1348	13.28%
Sewer	51	CCF	\$236.73	\$0.00	\$236.73	4.6418	2.50%
Total Cost:			\$9,463.31	\$0.00	\$9,463.31		



Filters: Cost Center Name Not Equal To DoNotReport; Billing Period Equal To 201510All Meter CodesAll Group Names

# elpaso

Energy CAP

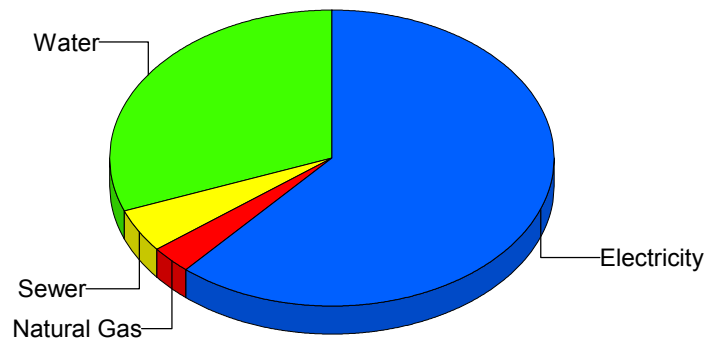
Cost Avoidance Program

## Cost Summary Graph

Grouped by Energy Type

Energy Type	Use	Units	Meter Cost	Special Charges	Total Cost	Avg Unit Cost	% of Total Cost
Site: HAWKINS ELEMENTARY S - HAWKINS ELEMENTARY S							
Electricity	27,484	KWH	\$3,015.99	\$0.00	\$3,015.99	0.1097	61.30%
Natural Gas	88	CCF	\$149.71	\$0.00	\$149.71	1.7013	3.04%
Water	336	CCF	\$1,523.13	\$0.00	\$1,523.13	4.5331	30.96%
Sewer	62	CCF	\$231.32	\$0.00	\$231.32	3.7310	4.70%
Total Cost:			\$4,920.15	\$0.00	\$4,920.15		

For HAWKINS  
ELEMENTARY  
S



Electricity	61.3%
Natural Gas	3.0%
Sewer	4.7%
Water	31.0%
Total:	100.0%

Filters: Cost Center Name Not Equal To DoNotReport; Billing Period Equal To 201510All Meter CodesAll Group Names

# elpaso

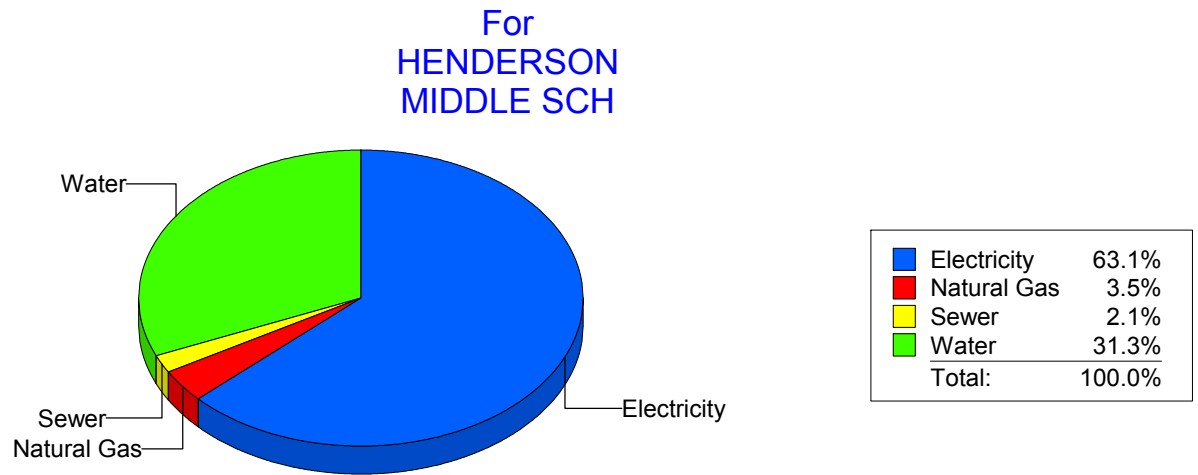
Energy CAP

Cost Avoidance Program

## Cost Summary Graph

Grouped by Energy Type

Energy Type	Use	Units	Meter Cost	Special Charges	Total Cost	Avg Unit Cost	% of Total Cost
Site: HENDERSON MIDDLE SCH - HENDERSON MIDDLE SCH							
Electricity	58,551	KWH	\$7,211.04	\$0.00	\$7,211.04	0.1232	63.09%
Natural Gas	605	CCF	\$398.45	\$0.00	\$398.45	0.6586	3.49%
Water	898	CCF	\$3,575.48	\$0.00	\$3,575.48	3.9816	31.28%
Sewer	118	CCF	\$245.29	\$0.00	\$245.29	2.0787	2.15%
Total Cost:			\$11,430.26	\$0.00	\$11,430.26		



Filters: Cost Center Name Not Equal To DoNotReport; Billing Period Equal To 201510All Meter CodesAll Group Names

# elpaso

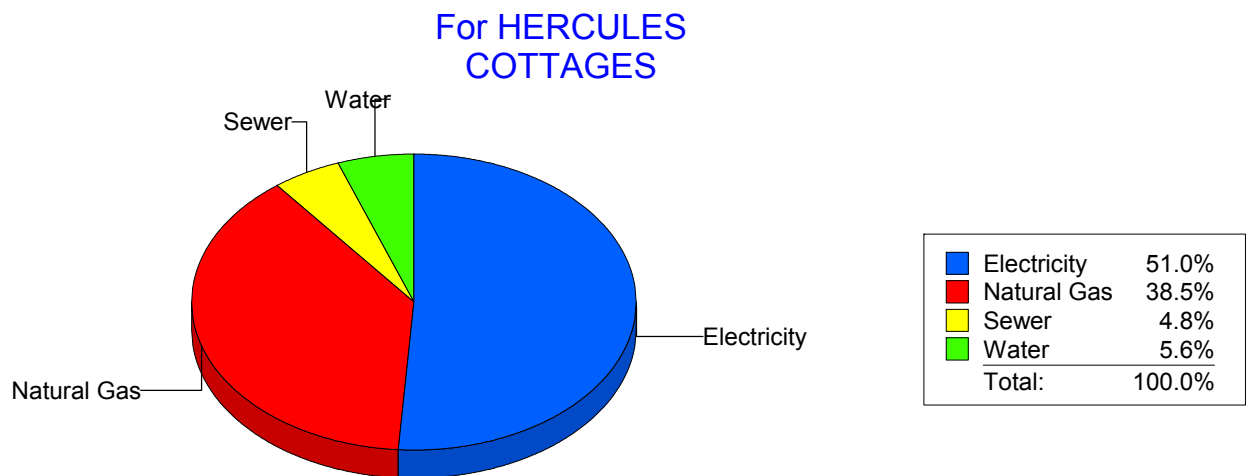
Energy CAP

Cost Avoidance Program

## Cost Summary Graph

Grouped by Energy Type

Energy Type	Use	Units	Meter Cost	Special Charges	Total Cost	Avg Unit Cost	% of Total Cost
Site: HERCULES COTTAGES - HERCULES COTTAGES							
Electricity	4,246	KWH	\$799.69	\$0.00	\$799.69	0.1883	51.01%
Natural Gas	45	CCF	\$604.10	\$0.00	\$604.10	13.4244	38.53%
Water	29	CCF	\$88.27	\$0.00	\$88.27	3.0438	5.63%
Sewer	27	CCF	\$75.63	\$0.00	\$75.63	2.8011	4.82%
Total Cost:			\$1,567.69	\$0.00	\$1,567.69		



Filters: Cost Center Name Not Equal To DoNotReport; Billing Period Equal To 201510All Meter CodesAll Group Names



# elpaso

Energy CAP

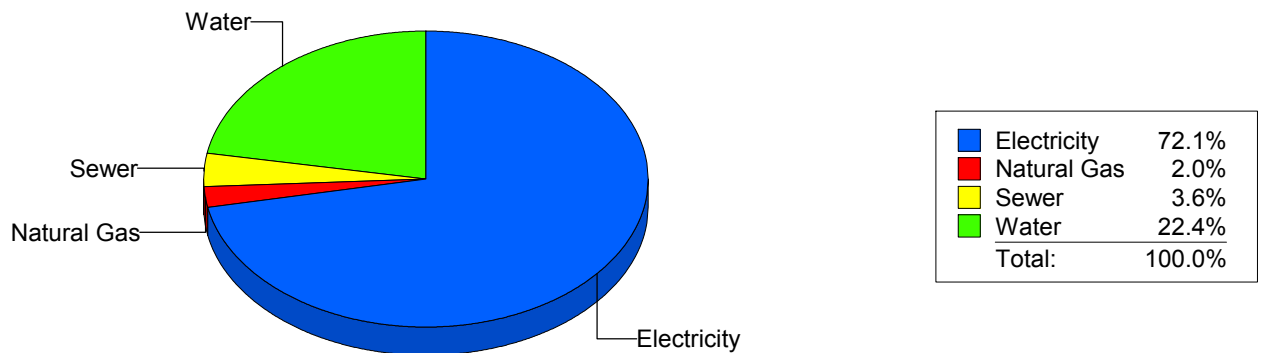
Cost Avoidance Program

## Cost Summary Graph

Grouped by Energy Type

Energy Type	Use	Units	Meter Cost	Special Charges	Total Cost	Avg Unit Cost	% of Total Cost
Site: HERRERA - HERRERA ELEMENTARY							
Electricity	70,600	KWH	\$8,984.43	\$0.00	\$8,984.43	0.1273	72.06%
Natural Gas	294	CCF	\$248.83	\$0.00	\$248.83	0.8464	2.00%
Water	734	CCF	\$2,786.84	\$0.00	\$2,786.84	3.7968	22.35%
Sewer	135	CCF	\$448.72	\$0.00	\$448.72	3.3239	3.60%
Total Cost:			\$12,468.82	\$0.00	\$12,468.82		

For HERRERA  
ELEMENTARY



Filters: Cost Center Name Not Equal To DoNotReport; Billing Period Equal To 201510All Meter CodesAll Group Names

# elpaso

Energy CAP

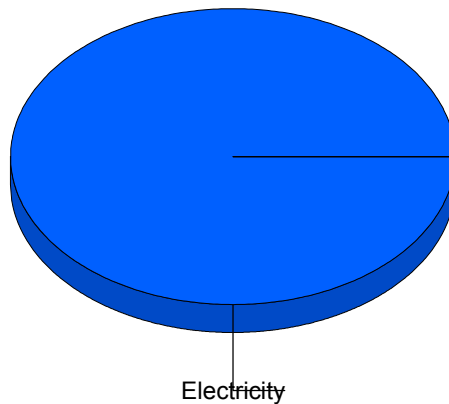
Cost Avoidance Program

## Cost Summary Graph

Grouped by Energy Type

Energy Type	Use	Units	Meter Cost	Special Charges	Total Cost	Avg Unit Cost	% of Total Cost
Site: HIGHLAND/ANNEX - HIGHLAND/ANNEX							
Electricity		0 KWH	\$31.75	\$0.00	\$31.75	0.0000	100.00%
Total Cost:			\$31.75	\$0.00	\$31.75		

For  
HIGHLAND/ANNEX



■ Electricity	100.0%
Total:	100.0%

Filters: Cost Center Name Not Equal To DoNotReport; Billing Period Equal To 201510All Meter CodesAll Group Names

# elpaso

Energy CAP

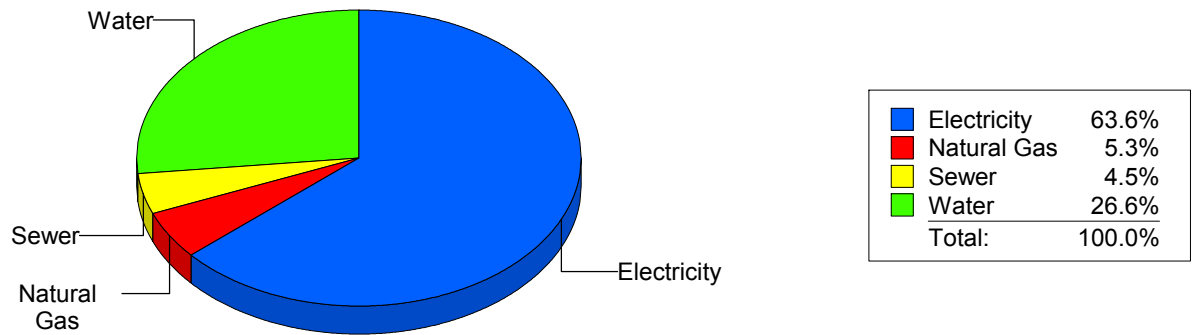
Cost Avoidance Program

## Cost Summary Graph

Grouped by Energy Type

Energy Type	Use	Units	Meter Cost	Special Charges	Total Cost	Avg Unit Cost	% of Total Cost
Site: HILLSIDE ELEMENTARY - HILLSIDE ELEMENTARY							
Electricity	42,653	KWH	\$5,514.58	\$0.00	\$5,514.58	0.1293	63.62%
Natural Gas	263	CCF	\$456.69	\$0.00	\$456.69	1.7365	5.27%
Water	532	CCF	\$2,304.01	\$0.00	\$2,304.01	4.3308	26.58%
Sewer	109	CCF	\$392.62	\$0.00	\$392.62	3.6020	4.53%
Total Cost:			\$8,667.90	\$0.00	\$8,667.90		

For HILLSIDE  
ELEMENTARY



Filters: Cost Center Name Not Equal To DoNotReport; Billing Period Equal To 201510All Meter CodesAll Group Names

# elpaso

Energy CAP

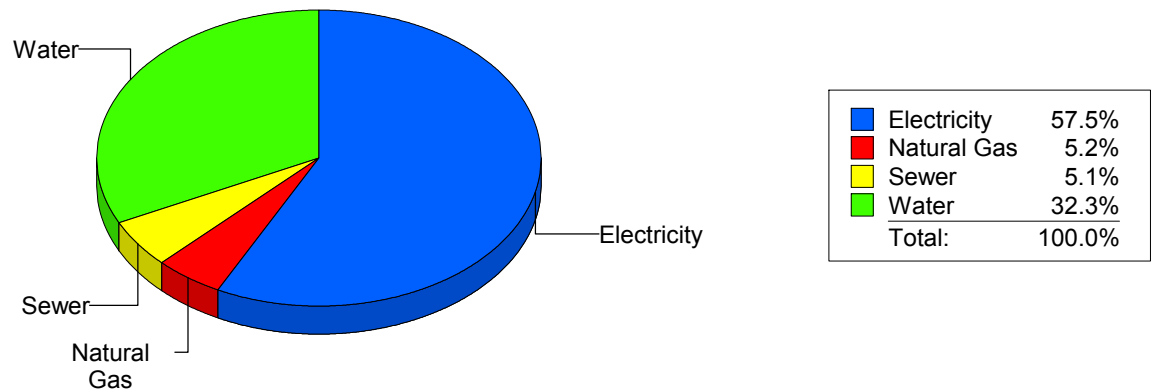
Cost Avoidance Program

## Cost Summary Graph

Grouped by Energy Type

Energy Type	Use	Units	Meter Cost	Special Charges	Total Cost	Avg Unit Cost	% of Total Cost
Site: HOUSTON INTERMEDIATE - HOUSTON INTERMEDIATE							
Electricity	33,800	KWH	\$4,091.42	\$0.00	\$4,091.42	0.1210	57.46%
Natural Gas	42	CCF	\$367.95	\$0.00	\$367.95	8.7607	5.17%
Water	480	CCF	\$2,296.77	\$0.00	\$2,296.77	4.7849	32.26%
Sewer	82	CCF	\$364.19	\$0.00	\$364.19	4.4413	5.11%
Total Cost:			\$7,120.33	\$0.00	\$7,120.33		

For HOUSTON  
INTERMEDIATE



Filters: Cost Center Name Not Equal To DoNotReport; Billing Period Equal To 201510All Meter CodesAll Group Names

# elpaso

Energy CAP

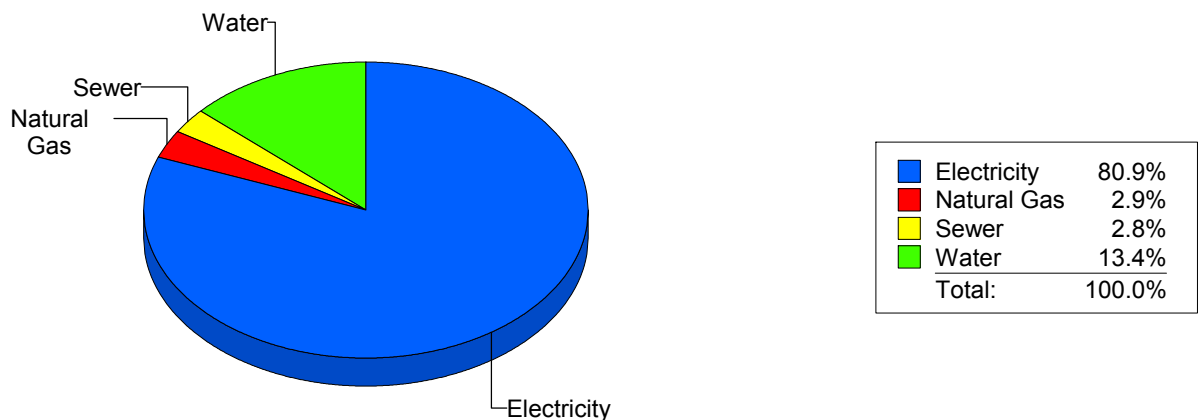
Cost Avoidance Program

## Cost Summary Graph

Grouped by Energy Type

Energy Type	Use	Units	Meter Cost	Special Charges	Total Cost	Avg Unit Cost	% of Total Cost
Site: MOYE - HR MOYE							
Electricity	73,560	KWH	\$10,251.02	\$0.00	\$10,251.02	0.1394	80.92%
Natural Gas	527	CCF	\$361.80	\$0.00	\$361.80	0.6865	2.86%
Water	340	CCF	\$1,696.43	\$0.00	\$1,696.43	4.9895	13.39%
Sewer	75	CCF	\$359.32	\$0.00	\$359.32	4.7909	2.84%
Total Cost:			\$12,668.57	\$0.00	\$12,668.57		

For HR MOYE



Filters: Cost Center Name Not Equal To DoNotReport; Billing Period Equal To 201510All Meter CodesAll Group Names

**elpaso**

Energy CAP

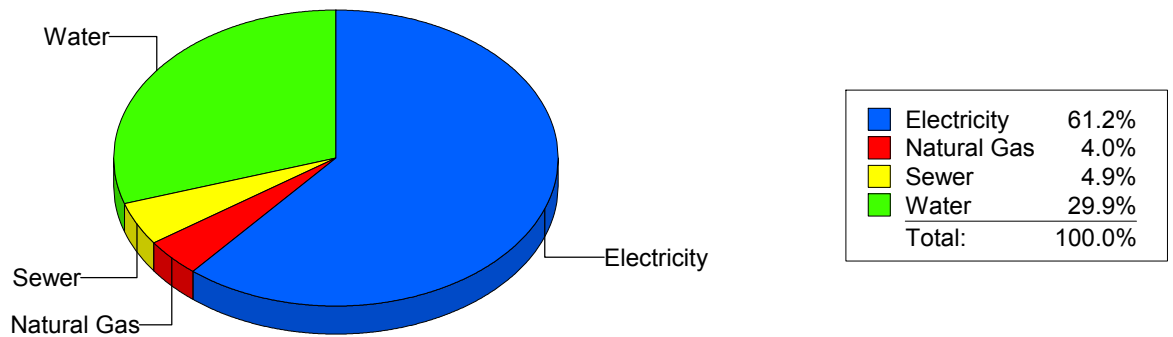
Cost Avoidance Program

**Cost Summary Graph**

Grouped by Energy Type

Energy Type	Use	Units	Meter Cost	Special Charges	Total Cost	Avg Unit Cost	% of Total Cost
Site: HUGHEY ELEMENTARY SC - HUGHEY ELEMENTARY SC							
Electricity	45,933	KWH	\$6,517.91	\$0.00	\$6,517.91	0.1419	61.24%
Natural Gas	181	CCF	\$425.84	\$0.00	\$425.84	2.3527	4.00%
Water	719	CCF	\$3,181.57	\$0.00	\$3,181.57	4.4250	29.89%
Sewer	147	CCF	\$518.71	\$0.00	\$518.71	3.5286	4.87%
Total Cost:			\$10,644.03	\$0.00	\$10,644.03		

For HUGHEY  
ELEMENTARY  
SC



Filters: Cost Center Name Not Equal To DoNotReport; Billing Period Equal To 201510All Meter CodesAll Group Names

# elpaso

Energy CAP

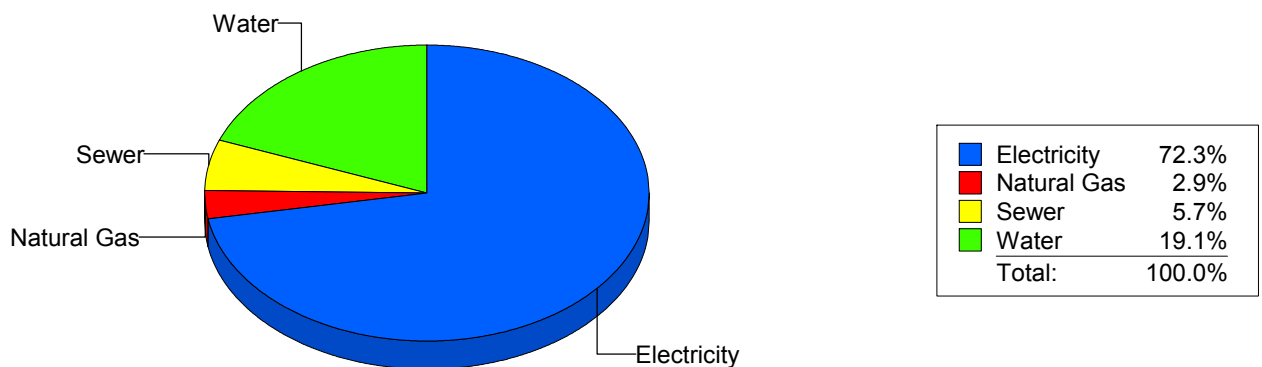
Cost Avoidance Program

## Cost Summary Graph

Grouped by Energy Type

Energy Type	Use	Units	Meter Cost	Special Charges	Total Cost	Avg Unit Cost	% of Total Cost
Site: IRVIN HIGH SCHOOL - IRVIN HIGH SCHOOL							
Electricity	140,493	KWH	\$15,627.60	\$0.00	\$15,627.60	0.1112	72.33%
Natural Gas	834	CCF	\$622.89	\$0.00	\$622.89	0.7469	2.88%
Water	1,689	CCF	\$4,131.44	\$0.00	\$4,131.44	2.4461	19.12%
Sewer	714	CCF	\$1,224.60	\$0.00	\$1,224.60	1.7151	5.67%
Total Cost:			\$21,606.53	\$0.00	\$21,606.53		

For IRVIN HIGH SCHOOL



Filters: Cost Center Name Not Equal To DoNotReport; Billing Period Equal To 201510All Meter CodesAll Group Names

# elpaso

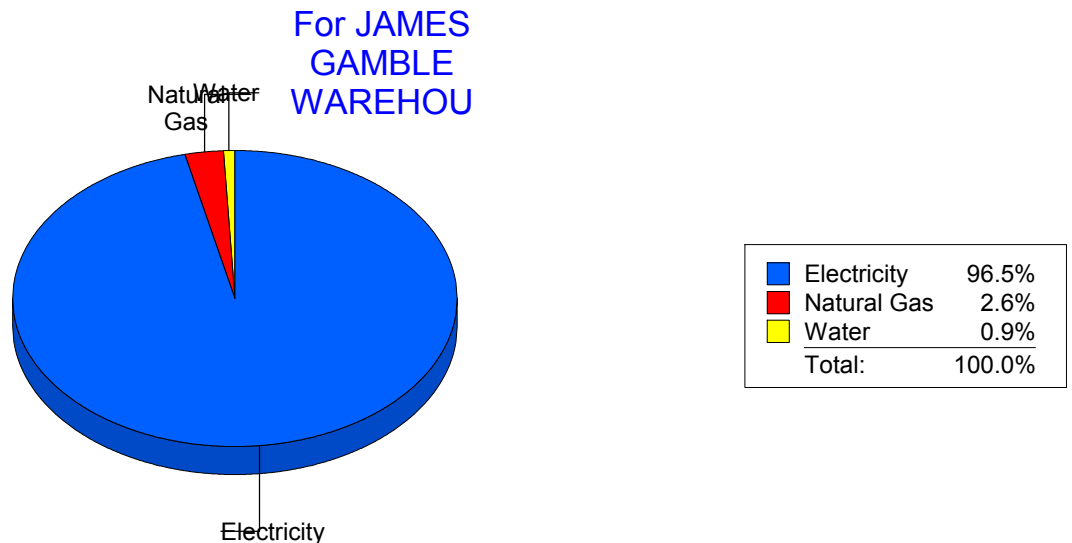
Energy CAP

Cost Avoidance Program

## Cost Summary Graph

Grouped by Energy Type

Energy Type	Use	Units	Meter Cost	Special Charges	Total Cost	Avg Unit Cost	% of Total Cost
Site: JAMES GAMBLE WAREHOU - JAMES GAMBLE WAREHOU							
Electricity	34,900	KWH	\$4,567.06	\$0.00	\$4,567.06	0.1309	96.50%
Natural Gas	15	CCF	\$123.01	\$0.00	\$123.01	8.2007	2.60%
Water	0	CCF	\$42.47	\$0.00	\$42.47	0.0000	0.90%
Total Cost:			\$4,732.54	\$0.00	\$4,732.54		



Filters: Cost Center Name Not Equal To DoNotReport; Billing Period Equal To 201510All Meter CodesAll Group Names



# elpaso

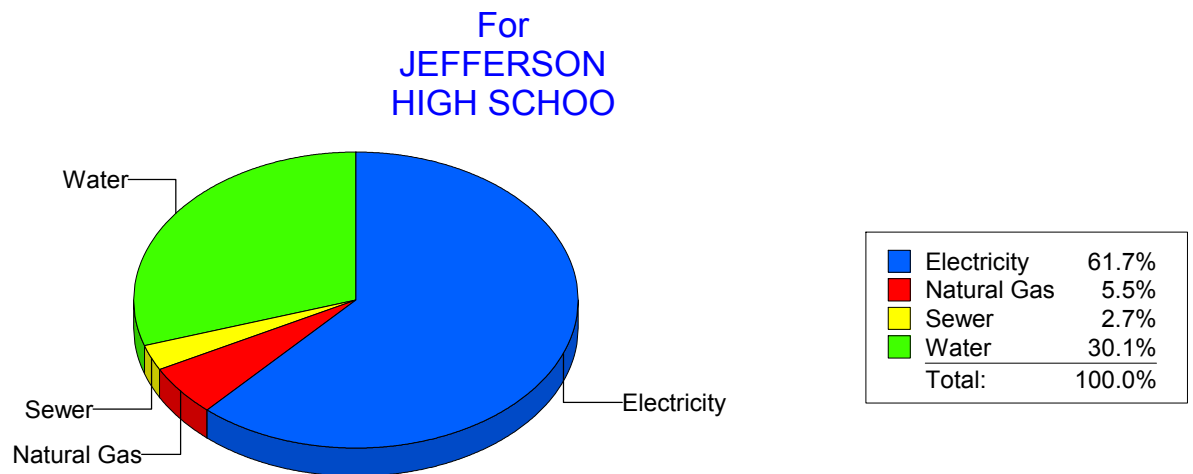
Energy CAP

Cost Avoidance Program

## Cost Summary Graph

Grouped by Energy Type

Energy Type	Use	Units	Meter Cost	Special Charges	Total Cost	Avg Unit Cost	% of Total Cost
Site: JEFFERSON HIGH SCHOO - JEFFERSON HIGH SCHOO							
Electricity	146,998	KWH	\$15,611.74	\$0.00	\$15,611.74	0.1062	61.74%
Natural Gas	1,051	CCF	\$1,389.82	\$0.00	\$1,389.82	1.3224	5.50%
Water	1,771	CCF	\$7,605.45	\$0.00	\$7,605.45	4.2944	30.08%
Sewer	197	CCF	\$679.83	\$0.00	\$679.83	3.4509	2.69%
Total Cost:			\$25,286.84	\$0.00	\$25,286.84		



Filters: Cost Center Name Not Equal To DoNotReport; Billing Period Equal To 201510All Meter CodesAll Group Names

# elpaso

Energy CAP

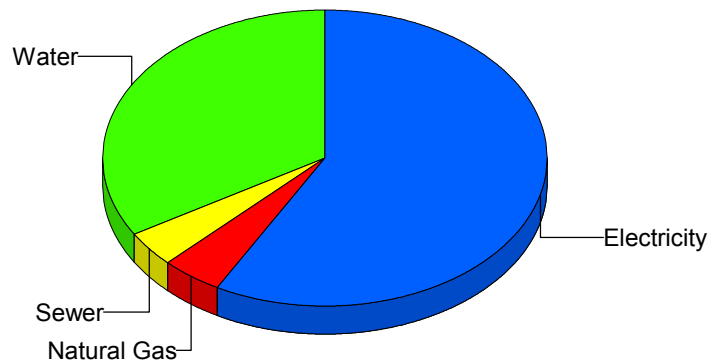
Cost Avoidance Program

## Cost Summary Graph

Grouped by Energy Type

Energy Type	Use	Units	Meter Cost	Special Charges	Total Cost	Avg Unit Cost	% of Total Cost
Site: KOHLBERG ELEMENTARY - KOHLBERG ELEMENTARY							
Electricity	54,660	KWH	\$7,006.82	\$0.00	\$7,006.82	0.1282	58.01%
Natural Gas	682	CCF	\$551.92	\$0.00	\$551.92	0.8093	4.57%
Water	911	CCF	\$4,053.68	\$0.00	\$4,053.68	4.4497	33.56%
Sewer	166	CCF	\$465.87	\$0.00	\$465.87	2.8064	3.86%
Total Cost:			\$12,078.29	\$0.00	\$12,078.29		

For  
KOHLBERG  
ELEMENTARY



Electricity	58.0%
Natural Gas	4.6%
Sewer	3.9%
Water	33.6%
Total:	100.0%

Filters: Cost Center Name Not Equal To DoNotReport; Billing Period Equal To 201510All Meter CodesAll Group Names

# elpaso

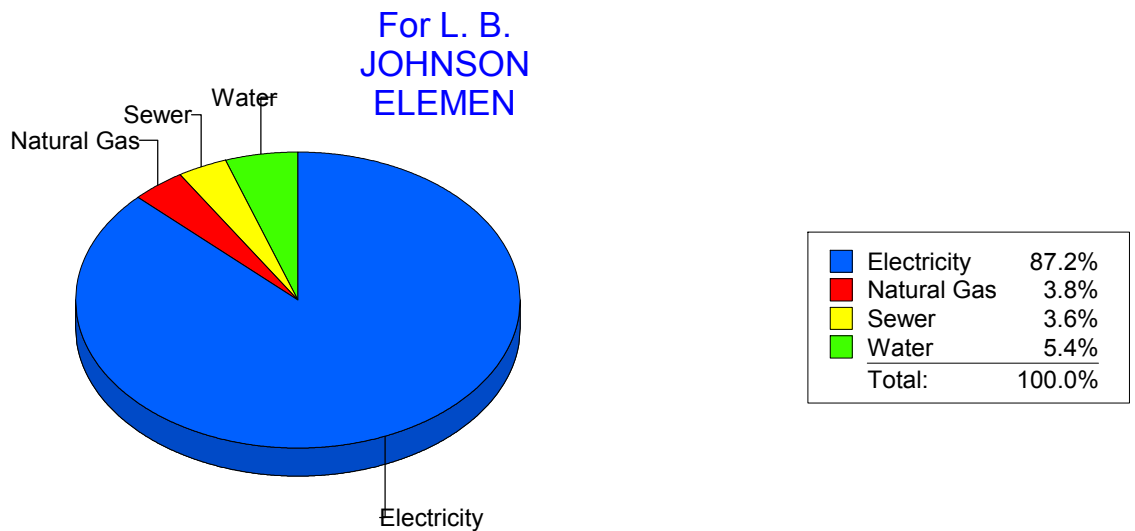
Energy CAP

Cost Avoidance Program

## Cost Summary Graph

Grouped by Energy Type

Energy Type	Use	Units	Meter Cost	Special Charges	Total Cost	Avg Unit Cost	% of Total Cost
Site: L. B. JOHNSON ELEMEN - L. B. JOHNSON ELEMEN							
Electricity	80,550	KWH	\$8,725.37	\$0.00	\$8,725.37	0.1083	87.21%
Natural Gas	327	CCF	\$382.49	\$0.00	\$382.49	1.1697	3.82%
Water	273	CCF	\$537.86	\$0.00	\$537.86	1.9702	5.38%
Sewer	133	CCF	\$358.91	\$0.00	\$358.91	2.6986	3.59%
Total Cost:			\$10,004.63	\$0.00	\$10,004.63		



Filters: Cost Center Name Not Equal To DoNotReport; Billing Period Equal To 201510All Meter CodesAll Group Names

# elpaso

Energy CAP

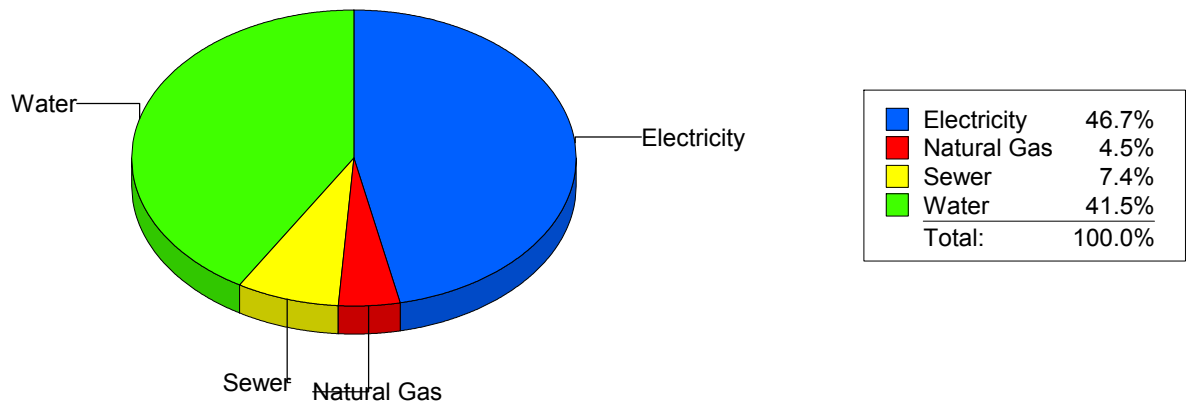
Cost Avoidance Program

## Cost Summary Graph

Grouped by Energy Type

Energy Type	Use	Units	Meter Cost	Special Charges	Total Cost	Avg Unit Cost	% of Total Cost
Site: LAMAR ELEMENTARY SCH - LAMAR ELEMENTARY SCH							
Electricity	36,300	KWH	\$4,406.06	\$0.00	\$4,406.06	0.1214	46.72%
Natural Gas	167	CCF	\$421.86	\$0.00	\$421.86	2.5261	4.47%
Water	933	CCF	\$3,909.06	\$0.00	\$3,909.06	4.1898	41.45%
Sewer	203	CCF	\$693.42	\$0.00	\$693.42	3.4159	7.35%
Total Cost:			\$9,430.40	\$0.00	\$9,430.40		

For LAMAR  
ELEMENTARY  
SCH



Filters: Cost Center Name Not Equal To DoNotReport; Billing Period Equal To 201510All Meter CodesAll Group Names

# elpaso

Energy CAP

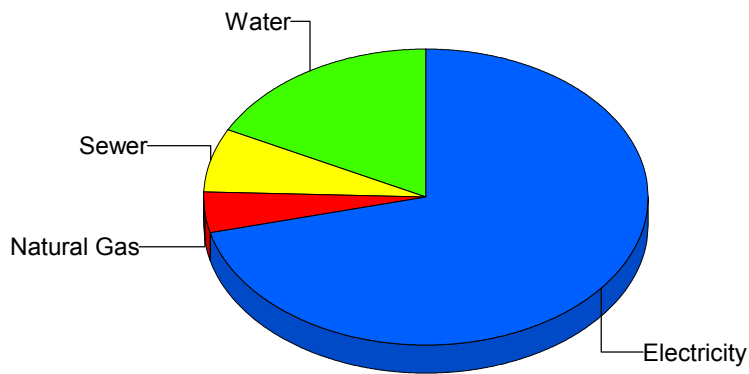
Cost Avoidance Program

## Cost Summary Graph

Grouped by Energy Type

Energy Type	Use	Units	Meter Cost	Special Charges	Total Cost	Avg Unit Cost	% of Total Cost
Site: LEE ELEMENTARY - LEE ELEMENTARY							
Electricity	34,810	KWH	\$4,663.21	\$0.00	\$4,663.21	0.1340	71.12%
Natural Gas	375	CCF	\$288.39	\$0.00	\$288.39	0.7690	4.40%
Water	336	CCF	\$1,146.66	\$0.00	\$1,146.66	3.4127	17.49%
Sewer	103	CCF	\$458.83	\$0.00	\$458.83	4.4547	7.00%
Total Cost:			\$6,557.09	\$0.00	\$6,557.09		

For LEE  
ELEMENTARY



Electricity	71.1%
Natural Gas	4.4%
Sewer	7.0%
Water	17.5%
Total:	100.0%

Filters: Cost Center Name Not Equal To DoNotReport; Billing Period Equal To 201510All Meter CodesAll Group Names

# elpaso

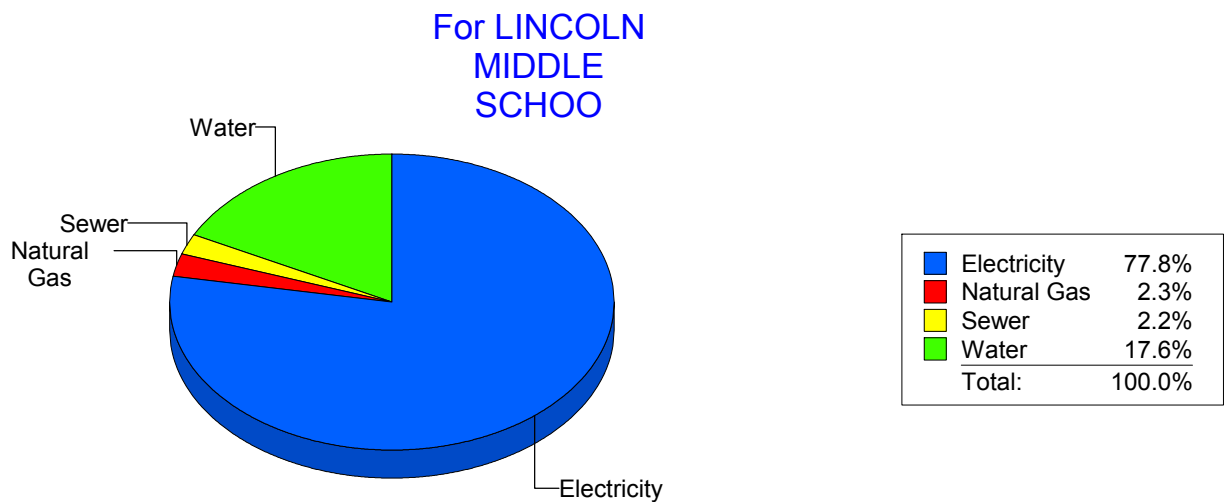
Energy CAP

Cost Avoidance Program

## Cost Summary Graph

Grouped by Energy Type

Energy Type	Use	Units	Meter Cost	Special Charges	Total Cost	Avg Unit Cost	% of Total Cost
Site: LINCOLN MIDDLE SCHOO - LINCOLN MIDDLE SCHOO							
Electricity	153,650	KWH	\$16,951.36	\$0.00	\$16,951.36	0.1103	77.84%
Natural Gas	843	CCF	\$509.56	\$0.00	\$509.56	0.6045	2.34%
Water	971	CCF	\$3,838.38	\$0.00	\$3,838.38	3.9530	17.63%
Sewer	213	CCF	\$478.11	\$0.00	\$478.11	2.2446	2.20%
Total Cost:			\$21,777.41	\$0.00	\$21,777.41		



Filters: Cost Center Name Not Equal To DoNotReport; Billing Period Equal To 201510All Meter CodesAll Group Names

**elpaso**

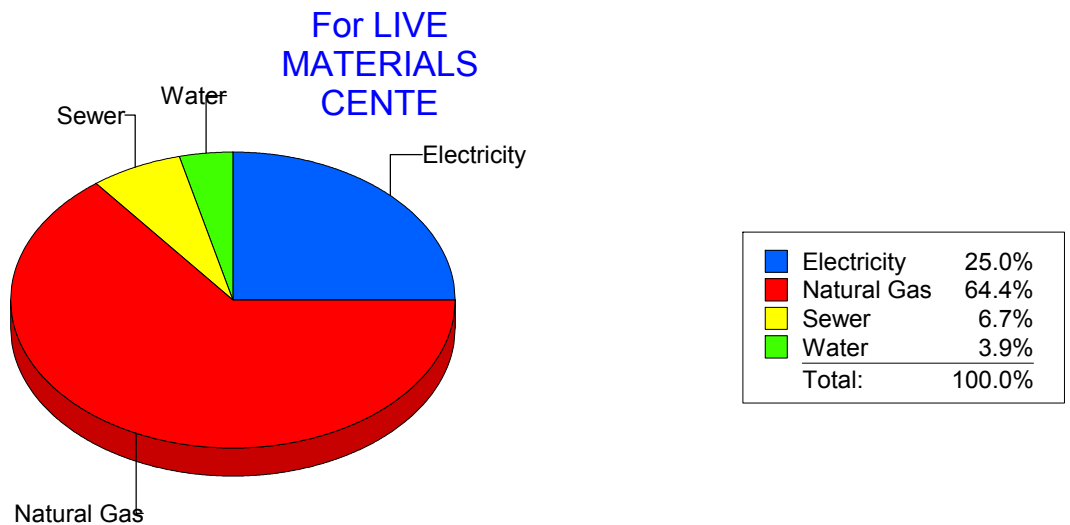
Energy CAP

Cost Avoidance Program

**Cost Summary Graph**

Grouped by Energy Type

Energy Type	Use	Units	Meter Cost	Special Charges	Total Cost	Avg Unit Cost	% of Total Cost
Site: LIVE MATERIALS CENTE - LIVE MATERIALS CENTE							
Electricity	504	KWH	\$93.32	\$0.00	\$93.32	0.1852	25.01%
Natural Gas	14	CCF	\$240.18	\$0.00	\$240.18	17.1557	64.37%
Water	2	CCF	\$14.54	\$0.00	\$14.54	7.2700	3.90%
Sewer	1	CCF	\$25.09	\$0.00	\$25.09	25.0900	6.72%
Total Cost:			\$373.13	\$0.00	\$373.13		



Filters: Cost Center Name Not Equal To DoNotReport; Billing Period Equal To 201510All Meter CodesAll Group Names

# elpaso

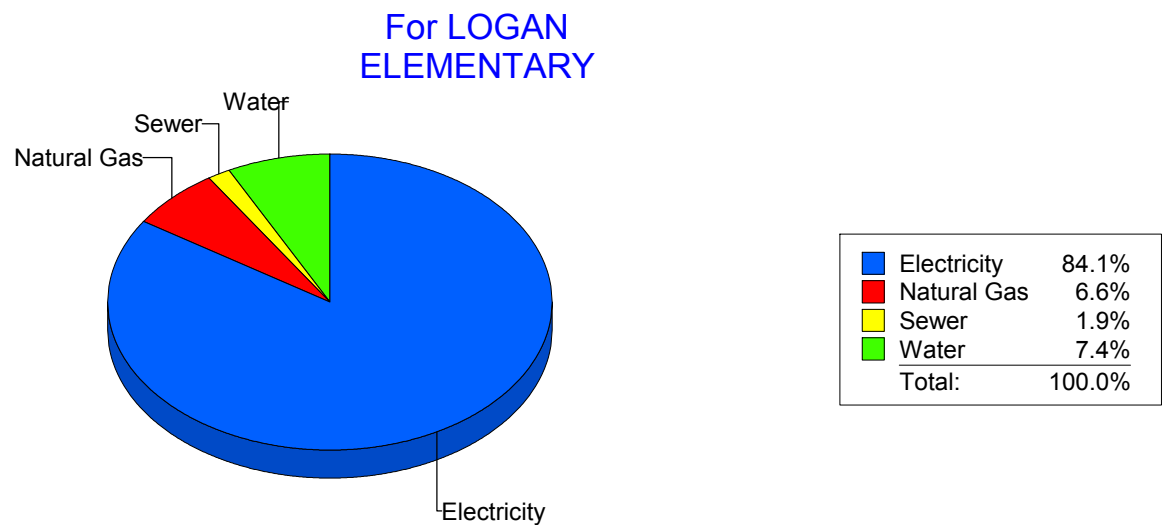
Energy CAP

Cost Avoidance Program

## Cost Summary Graph

Grouped by Energy Type

Energy Type	Use	Units	Meter Cost	Special Charges	Total Cost	Avg Unit Cost	% of Total Cost
Site: LOGAN ELEMENTARY - LOGAN ELEMENTARY							
Electricity	288 KWH		\$3,462.63	\$0.00	\$3,462.63	12.0230	84.08%
Natural Gas	344 CCF		\$273.26	\$0.00	\$273.26	0.7944	6.64%
Water	49 CCF		\$305.62	\$0.00	\$305.62	6.2371	7.42%
Sewer	5 CCF		\$76.92	\$0.00	\$76.92	15.3840	1.87%
Total Cost:			\$4,118.43	\$0.00	\$4,118.43		



Filters: Cost Center Name Not Equal To DoNotReport; Billing Period Equal To 201510All Meter CodesAll Group Names



# elpaso

Energy CAP

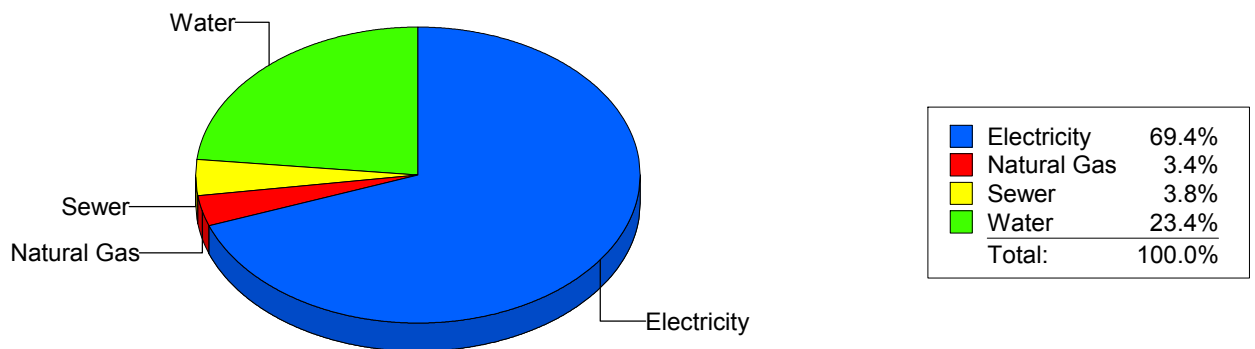
Cost Avoidance Program

## Cost Summary Graph

Grouped by Energy Type

Energy Type	Use	Units	Meter Cost	Special Charges	Total Cost	Avg Unit Cost	% of Total Cost
Site: LUNDY - LUNDY							
Electricity	81,000	KWH	\$10,517.86	\$0.00	\$10,517.86	0.1299	69.44%
Natural Gas	614	CCF	\$510.37	\$0.00	\$510.37	0.8312	3.37%
Water	1,019	CCF	\$3,537.04	\$0.00	\$3,537.04	3.4711	23.35%
Sewer	224	CCF	\$581.33	\$0.00	\$581.33	2.5952	3.84%
Total Cost:			\$15,146.60	\$0.00	\$15,146.60		

For LUNDY



Filters: Cost Center Name Not Equal To DoNotReport; Billing Period Equal To 201510All Meter CodesAll Group Names

# elpaso

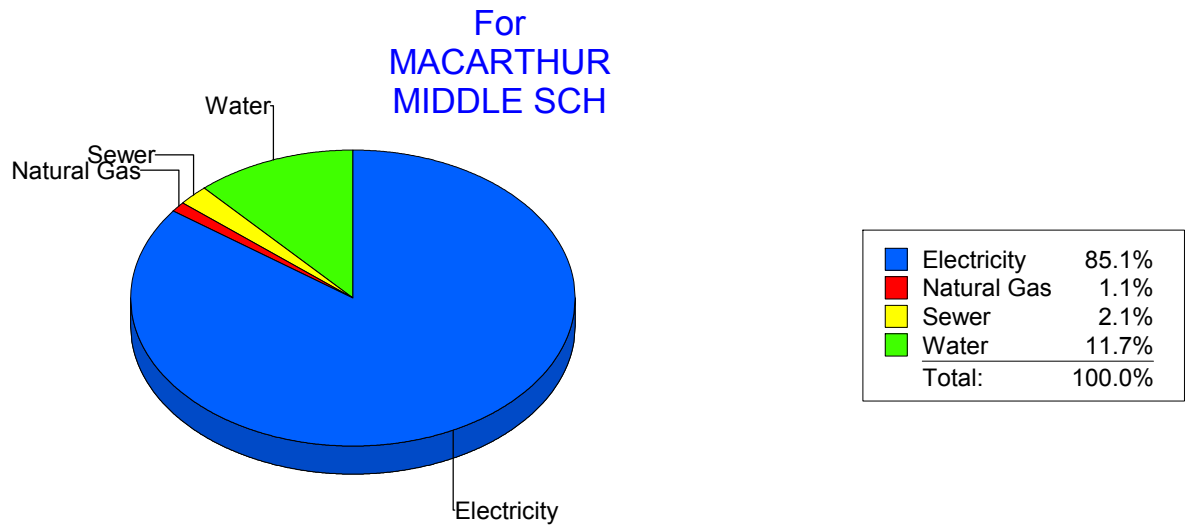
Energy CAP

Cost Avoidance Program

## Cost Summary Graph

Grouped by Energy Type

Energy Type	Use	Units	Meter Cost	Special Charges	Total Cost	Avg Unit Cost	% of Total Cost
Site: MACARTHUR MIDDLE SCH - MACARTHUR MIDDLE SCH							
Electricity	102,000	KWH	\$12,049.97	\$0.00	\$12,049.97	0.1181	85.13%
Natural Gas	93	CCF	\$151.54	\$0.00	\$151.54	1.6295	1.07%
Water	450	CCF	\$1,653.88	\$0.00	\$1,653.88	3.6753	11.68%
Sewer	93	CCF	\$299.31	\$0.00	\$299.31	3.2184	2.11%
Total Cost:			\$14,154.70	\$0.00	\$14,154.70		



Filters: Cost Center Name Not Equal To DoNotReport; Billing Period Equal To 201510All Meter CodesAll Group Names

# elpaso

Energy CAP

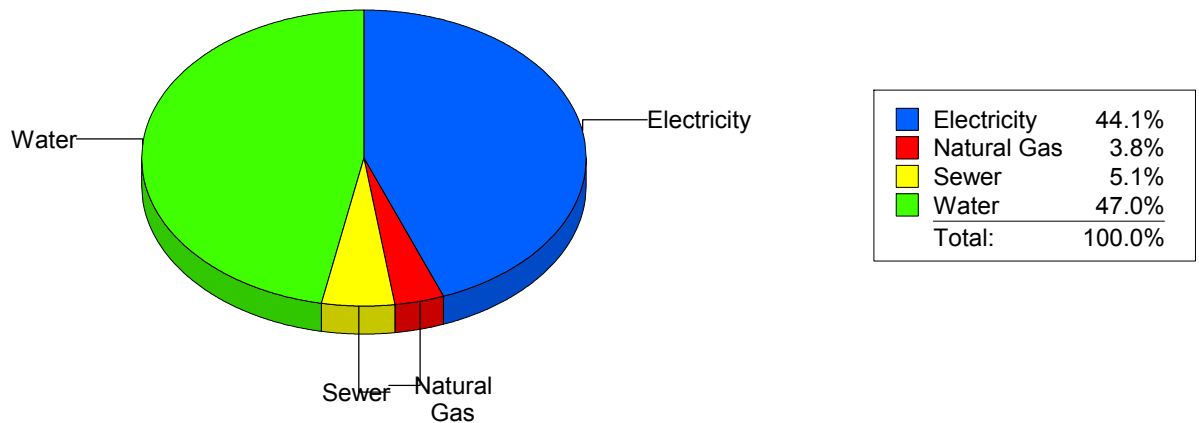
Cost Avoidance Program

## Cost Summary Graph

Grouped by Energy Type

Energy Type	Use	Units	Meter Cost	Special Charges	Total Cost	Avg Unit Cost	% of Total Cost
Site: MAGOFFIN MIDDLE SCHO - MAGOFFIN MIDDLE SCHO							
Electricity	22,145	KWH	\$2,636.74	\$0.00	\$2,636.74	0.1191	44.06%
Natural Gas	246	CCF	\$225.28	\$0.00	\$225.28	0.9158	3.76%
Water	1,005	CCF	\$2,814.93	\$0.00	\$2,814.93	2.8009	47.04%
Sewer	40	CCF	\$307.17	\$0.00	\$307.17	7.6793	5.13%
Total Cost:			\$5,984.12	\$0.00	\$5,984.12		

For MAGOFFIN  
MIDDLE SCHO



Filters: Cost Center Name Not Equal To DoNotReport; Billing Period Equal To 201510All Meter CodesAll Group Names

**elpaso**

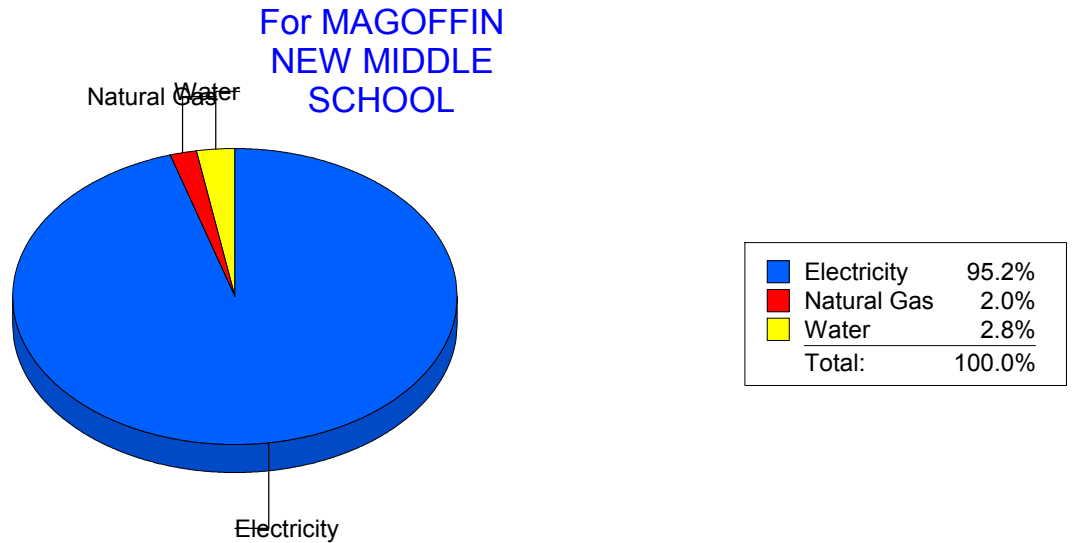
Energy CAP

Cost Avoidance Program

**Cost Summary Graph**

Grouped by Energy Type

Energy Type	Use	Units	Meter Cost	Special Charges	Total Cost	Avg Unit Cost	% of Total Cost
Site: MAGOFFINMIDDLESCHOOLN047 - MAGOFFIN NEW MIDDLE SCHOOL							
Electricity	113,200	KWH	\$13,500.11	\$0.00	\$13,500.11	0.1193	95.18%
Natural Gas	377	CCF	\$289.36	\$0.00	\$289.36	0.7675	2.04%
Water	36	CCF	\$394.76	\$0.00	\$394.76	10.9656	2.78%
<b>Total Cost:</b>			<b>\$14,184.23</b>	<b>\$0.00</b>	<b>\$14,184.23</b>		



Filters: Cost Center Name Not Equal To DoNotReport; Billing Period Equal To 201510All Meter CodesAll Group Names

# elpaso

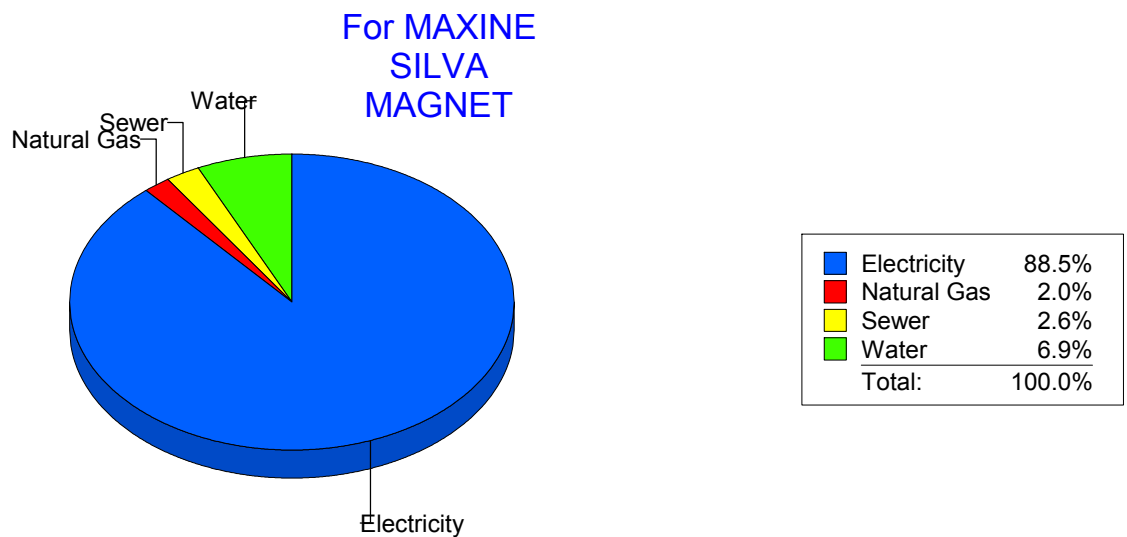
Energy CAP

Cost Avoidance Program

## Cost Summary Graph

Grouped by Energy Type

Energy Type	Use	Units	Meter Cost	Special Charges	Total Cost	Avg Unit Cost	% of Total Cost
Site: MAXINE SILVA MAGNET - MAXINE SILVA MAGNET							
Electricity	76,200	KWH	\$9,318.66	\$0.00	\$9,318.66	0.1223	88.54%
Natural Gas	213	CCF	\$209.28	\$0.00	\$209.28	0.9825	1.99%
Water	212	CCF	\$721.07	\$0.00	\$721.07	3.4013	6.85%
Sewer	77	CCF	\$275.47	\$0.00	\$275.47	3.5775	2.62%
Total Cost:			\$10,524.48	\$0.00	\$10,524.48		



Filters: Cost Center Name Not Equal To DoNotReport; Billing Period Equal To 201510All Meter CodesAll Group Names

# elpaso

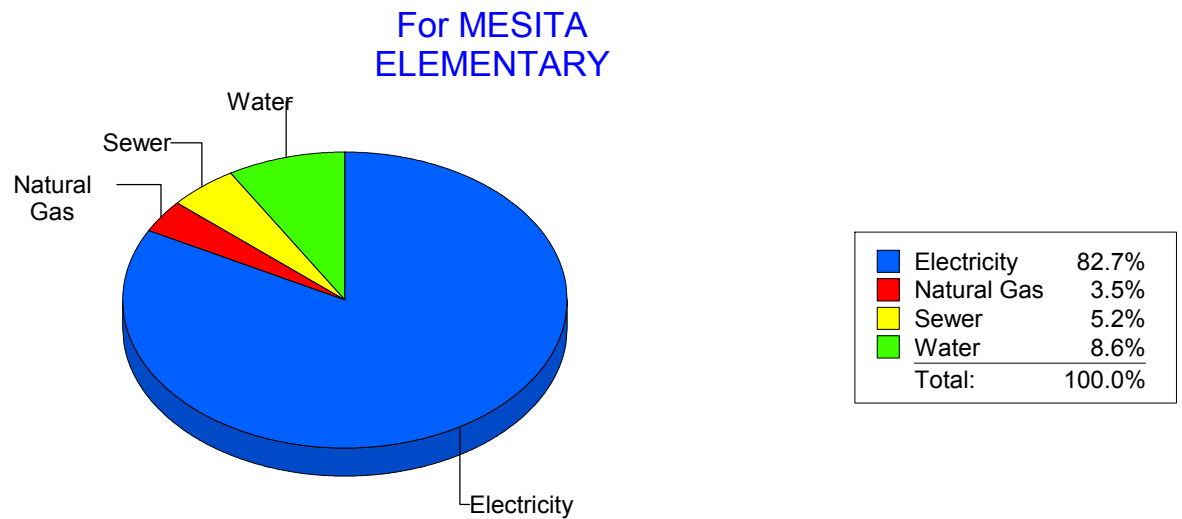
Energy CAP

Cost Avoidance Program

## Cost Summary Graph

Grouped by Energy Type

Energy Type	Use	Units	Meter Cost	Special Charges	Total Cost	Avg Unit Cost	% of Total Cost
Site: MESITA ELEMENTARY - MESITA ELEMENTARY							
Electricity	112,920	KWH	\$12,705.21	\$0.00	\$12,705.21	0.1125	82.72%
Natural Gas	675	CCF	\$543.81	\$0.00	\$543.81	0.8056	3.54%
Water	373	CCF	\$1,315.02	\$0.00	\$1,315.02	3.5255	8.56%
Sewer	368	CCF	\$795.89	\$0.00	\$795.89	2.1627	5.18%
Total Cost:			\$15,359.93	\$0.00	\$15,359.93		



Filters: Cost Center Name Not Equal To DoNotReport; Billing Period Equal To 201510All Meter CodesAll Group Names

# elpaso

Energy CAP

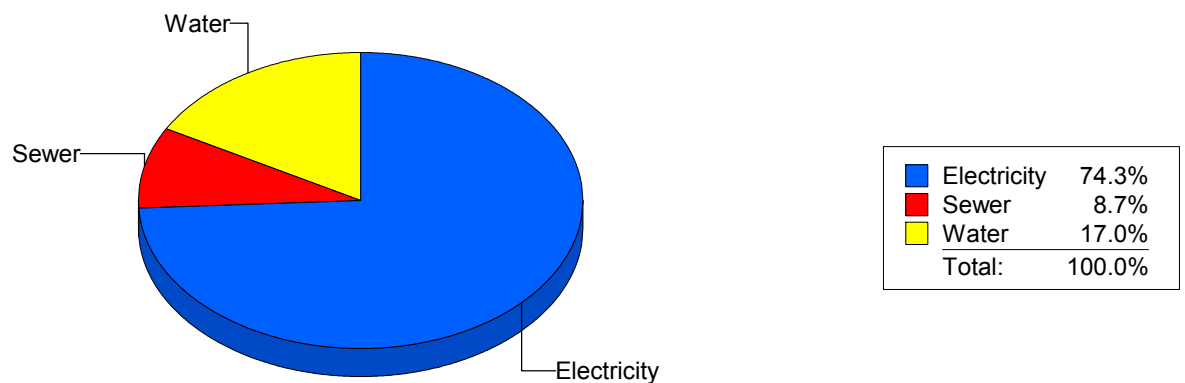
Cost Avoidance Program

## Cost Summary Graph

Grouped by Energy Type

Energy Type	Use	Units	Meter Cost	Special Charges	Total Cost	Avg Unit Cost	% of Total Cost
Site: MILAM ELEMENTARY - MILAM ELEMENTARY							
Electricity	19,560	KWH	\$2,554.50	\$0.00	\$2,554.50	0.1306	74.29%
Water	200	CCF	\$583.42	\$0.00	\$583.42	2.9171	16.97%
Sewer	94	CCF	\$300.80	\$0.00	\$300.80	3.2000	8.75%
Total Cost:			\$3,438.72	\$0.00	\$3,438.72		

For MILAM  
ELEMENTARY



Filters: Cost Center Name Not Equal To DoNotReport; Billing Period Equal To 201510All Meter CodesAll Group Names

**elpaso**

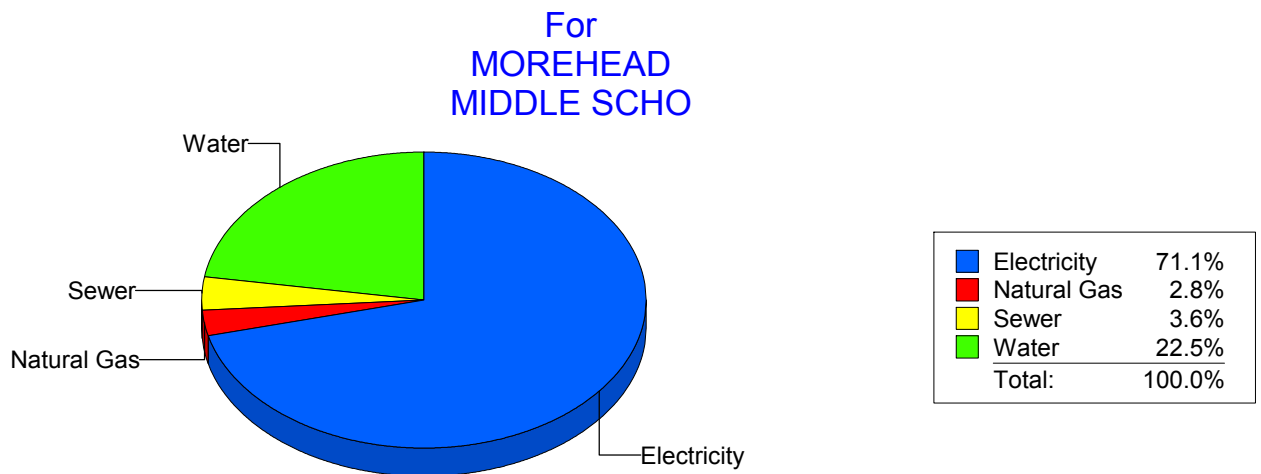
Energy CAP

Cost Avoidance Program

**Cost Summary Graph**

Grouped by Energy Type

Energy Type	Use	Units	Meter Cost	Special Charges	Total Cost	Avg Unit Cost	% of Total Cost
Site: MOREHEAD MIDDLE SCHO - MOREHEAD MIDDLE SCHO							
Electricity	103,151	KWH	\$11,869.52	\$0.00	\$11,869.52	0.1151	71.14%
Natural Gas	760	CCF	\$470.81	\$0.00	\$470.81	0.6195	2.82%
Water	1,780	CCF	\$3,747.72	\$0.00	\$3,747.72	2.1055	22.46%
Sewer	235	CCF	\$597.72	\$0.00	\$597.72	2.5435	3.58%
Total Cost:			\$16,685.77	\$0.00	\$16,685.77		



Filters: Cost Center Name Not Equal To DoNotReport; Billing Period Equal To 201510All Meter CodesAll Group Names



# elpaso

Energy CAP

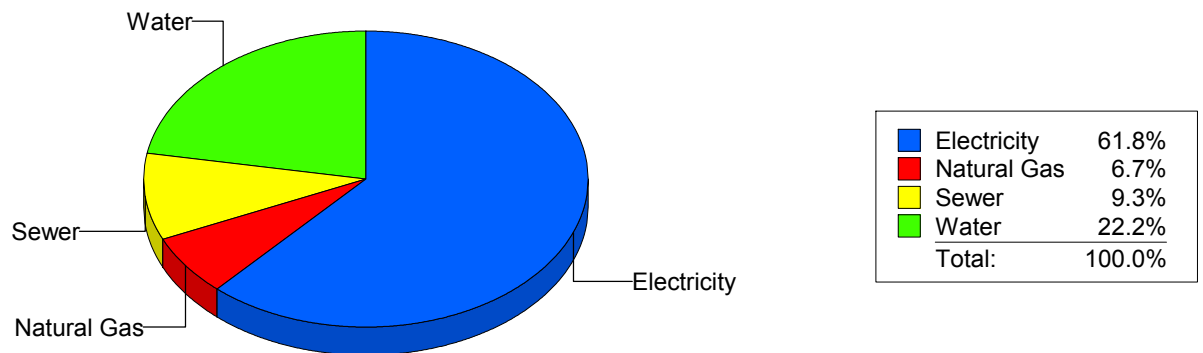
Cost Avoidance Program

## Cost Summary Graph

Grouped by Energy Type

Energy Type	Use	Units	Meter Cost	Special Charges	Total Cost	Avg Unit Cost	% of Total Cost
Site: NEWMAN ELEMENTARY - NEWMAN ELEMENTARY							
Electricity	31,001	KWH	\$3,890.86	\$0.00	\$3,890.86	0.1255	61.76%
Natural Gas	168	CCF	\$421.75	\$0.00	\$421.75	2.5104	6.69%
Water	602	CCF	\$1,399.83	\$0.00	\$1,399.83	2.3253	22.22%
Sewer	309	CCF	\$587.67	\$0.00	\$587.67	1.9018	9.33%
Total Cost:			\$6,300.11	\$0.00	\$6,300.11		

For NEWMAN  
ELEMENTARY



Filters: Cost Center Name Not Equal To DoNotReport; Billing Period Equal To 201510All Meter CodesAll Group Names

# elpaso

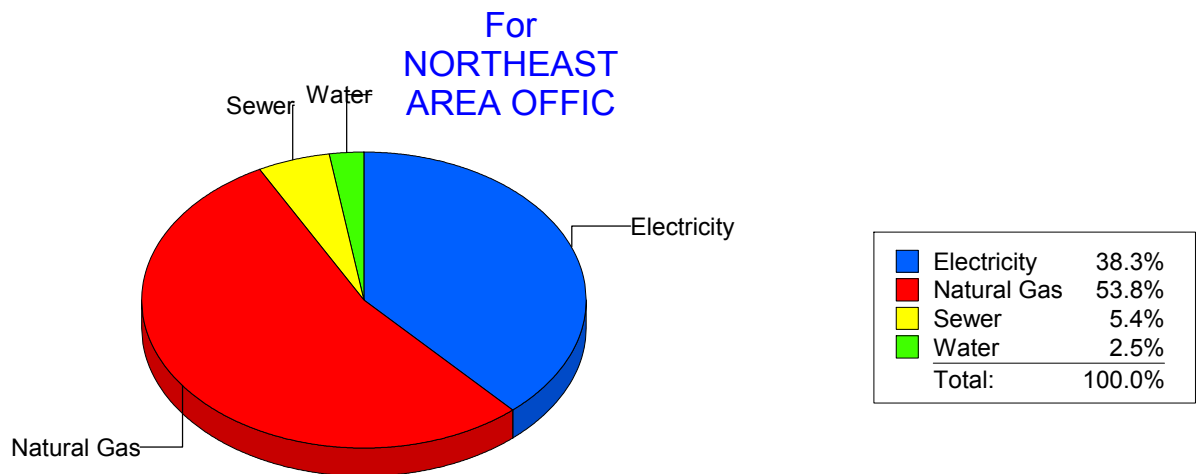
Energy CAP

Cost Avoidance Program

## Cost Summary Graph

Grouped by Energy Type

Energy Type	Use	Units	Meter Cost	Special Charges	Total Cost	Avg Unit Cost	% of Total Cost
Site: NORTHEAST AREA OFFIC - NORTHEAST AREA OFFIC							
Electricity	2,000	KWH	\$344.10	\$0.00	\$344.10	0.1721	38.32%
Natural Gas	35	CCF	\$482.91	\$0.00	\$482.91	13.7974	53.77%
Water	0	CCF	\$22.36	\$0.00	\$22.36	0.0000	2.49%
Sewer	1	CCF	\$48.69	\$0.00	\$48.69	48.6900	5.42%
Total Cost:			\$898.06	\$0.00	\$898.06		



Filters: Cost Center Name Not Equal To DoNotReport; Billing Period Equal To 201510All Meter CodesAll Group Names

# elpaso


Energy CAP

Cost Avoidance Program

## Cost Summary Graph

Grouped by Energy Type

Energy Type	Use	Units	Meter Cost	Special Charges	Total Cost	Avg Unit Cost	% of Total Cost
Site: NORTHEAST AREA TRANS - NORTHEAST AREA TRANS							
Electricity	6,144	KWH	\$605.94	\$0.00	\$605.94	0.0986	30.68%
Natural Gas	27	CCF	\$244.94	\$0.00	\$244.94	9.0719	12.40%
Water	166	CCF	\$815.18	\$0.00	\$815.18	4.9107	41.28%
Sewer	41	CCF	\$308.66	\$0.00	\$308.66	7.5283	15.63%
Total Cost:			\$1,974.72	\$0.00	\$1,974.72		



Filters: Cost Center Name Not Equal To DoNotReport; Billing Period Equal To 201510All Meter CodesAll Group Names

# elpaso

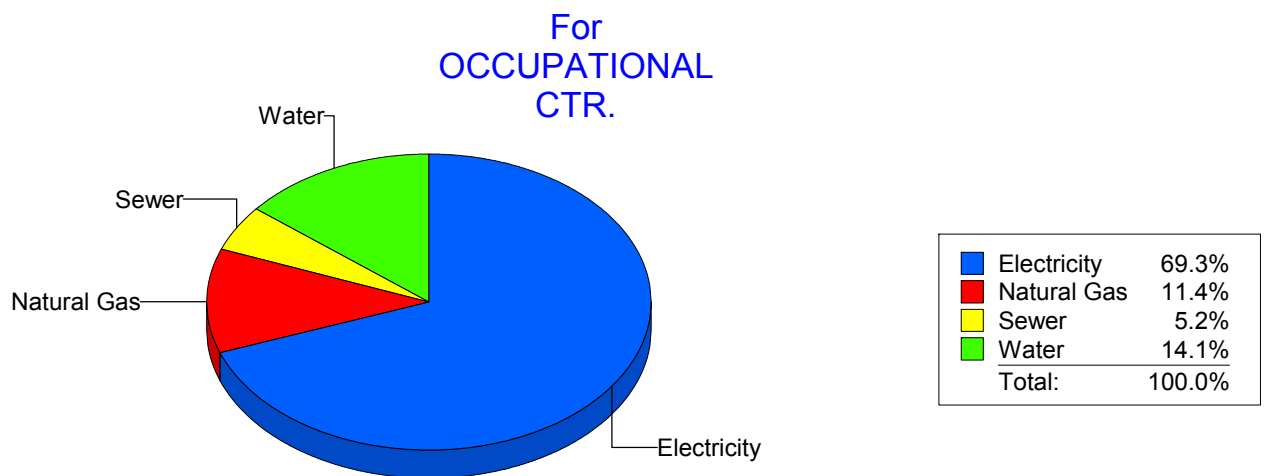
Energy CAP

Cost Avoidance Program

## Cost Summary Graph

Grouped by Energy Type

Energy Type	Use	Units	Meter Cost	Special Charges	Total Cost	Avg Unit Cost	% of Total Cost
Site: OCCUPATIONAL CTR. - OCCUPATIONAL CTR.							
Electricity	6,200	KWH	\$872.52	\$0.00	\$872.52	0.1407	69.32%
Natural Gas	72	CCF	\$143.87	\$0.00	\$143.87	1.9982	11.43%
Water	26	CCF	\$176.97	\$0.00	\$176.97	6.8065	14.06%
Sewer	5	CCF	\$65.24	\$0.00	\$65.24	13.0480	5.18%
Total Cost:			\$1,258.60	\$0.00	\$1,258.60		



Filters: Cost Center Name Not Equal To DoNotReport; Billing Period Equal To 201510All Meter CodesAll Group Names

# elpaso

Energy CAP

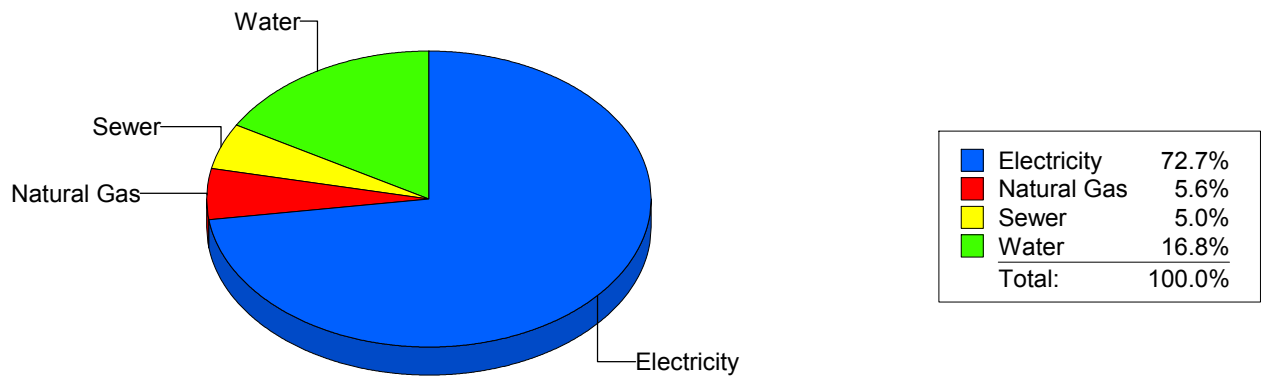
Cost Avoidance Program

## Cost Summary Graph

Grouped by Energy Type

Energy Type	Use	Units	Meter Cost	Special Charges	Total Cost	Avg Unit Cost	% of Total Cost
Site: PARK ELEMENTARY - PARK ELEMENTARY							
Electricity	36,032	KWH	\$4,806.43	\$0.00	\$4,806.43	0.1334	72.66%
Natural Gas	302	CCF	\$368.42	\$0.00	\$368.42	1.2199	5.57%
Water	294	CCF	\$1,109.20	\$0.00	\$1,109.20	3.7728	16.77%
Sewer	90	CCF	\$330.83	\$0.00	\$330.83	3.6759	5.00%
Total Cost:			\$6,614.88	\$0.00	\$6,614.88		

For PARK  
ELEMENTARY



Filters: Cost Center Name Not Equal To DoNotReport; Billing Period Equal To 201510All Meter CodesAll Group Names

# elpaso

Energy CAP

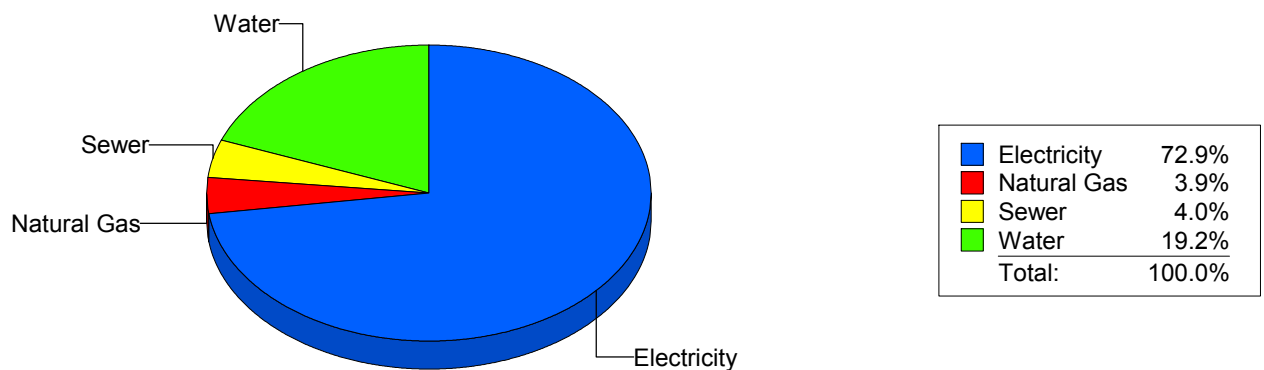
Cost Avoidance Program

## Cost Summary Graph

Grouped by Energy Type

Energy Type	Use	Units	Meter Cost	Special Charges	Total Cost	Avg Unit Cost	% of Total Cost
Site: PAUL MORENO - PAUL MORENO							
Electricity	59,100	KWH	\$6,898.89	\$0.00	\$6,898.89	0.1167	72.90%
Natural Gas	290	CCF	\$364.42	\$0.00	\$364.42	1.2566	3.85%
Water	397	CCF	\$1,819.02	\$0.00	\$1,819.02	4.5819	19.22%
Sewer	109	CCF	\$380.94	\$0.00	\$380.94	3.4949	4.03%
Total Cost:			\$9,463.27	\$0.00	\$9,463.27		

For PAUL  
MORENO



Filters: Cost Center Name Not Equal To DoNotReport; Billing Period Equal To 201510All Meter CodesAll Group Names

# elpaso

Energy CAP

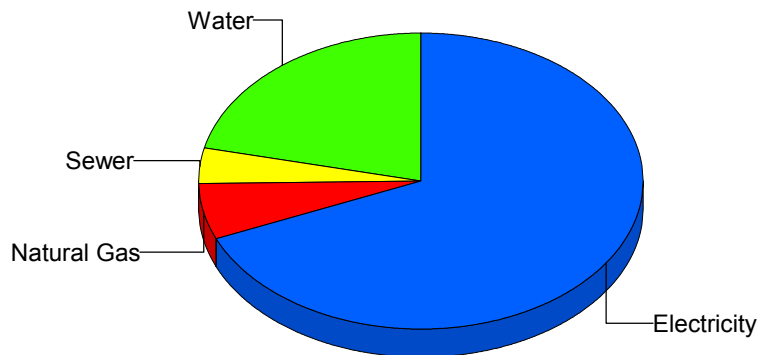
Cost Avoidance Program

## Cost Summary Graph

Grouped by Energy Type

Energy Type	Use	Units	Meter Cost	Special Charges	Total Cost	Avg Unit Cost	% of Total Cost
Site: POLK ELEMENTARY - POLK ELEMENTARY							
Electricity	36,800	KWH	\$4,423.49	\$0.00	\$4,423.49	0.1202	68.68%
Natural Gas	328	CCF	\$382.98	\$0.00	\$382.98	1.1676	5.95%
Water	311	CCF	\$1,380.78	\$0.00	\$1,380.78	4.4398	21.44%
Sewer	62	CCF	\$253.12	\$0.00	\$253.12	4.0826	3.93%
Total Cost:			\$6,440.37	\$0.00	\$6,440.37		

For POLK  
ELEMENTARY



Electricity	68.7%
Natural Gas	5.9%
Sewer	3.9%
Water	21.4%
Total:	100.0%

Filters: Cost Center Name Not Equal To DoNotReport; Billing Period Equal To 201510All Meter CodesAll Group Names

# elpaso

Energy CAP

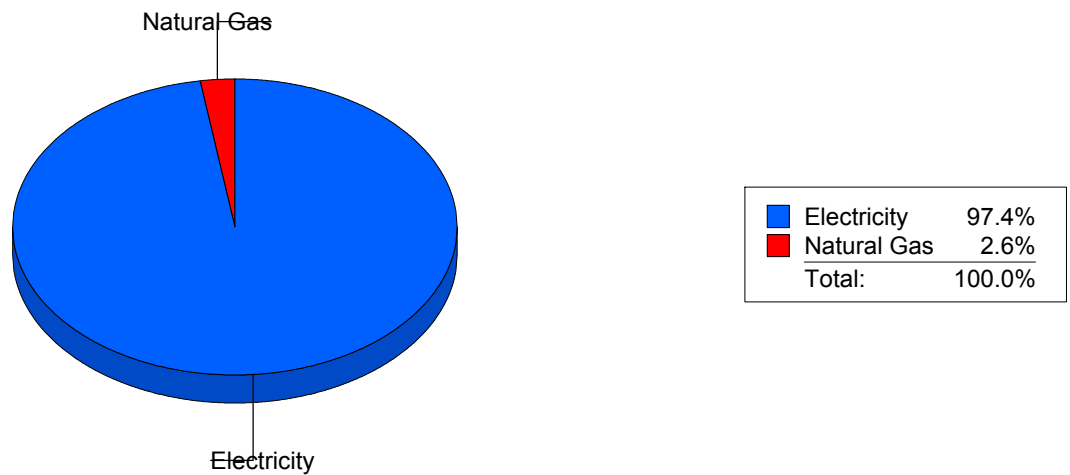
Cost Avoidance Program

## Cost Summary Graph

Grouped by Energy Type

Energy Type	Use	Units	Meter Cost	Special Charges	Total Cost	Avg Unit Cost	% of Total Cost
Site: POWELL - POWELL							
Electricity	61,080	KWH	\$8,954.44	\$0.00	\$8,954.44	0.1466	97.44%
Natural Gas	267	CCF	\$235.64	\$0.00	\$235.64	0.8825	2.56%
Total Cost:			\$9,190.08	\$0.00	\$9,190.08		

For POWELL



Filters: Cost Center Name Not Equal To DoNotReport; Billing Period Equal To 201510All Meter CodesAll Group Names



# elpaso

Energy CAP

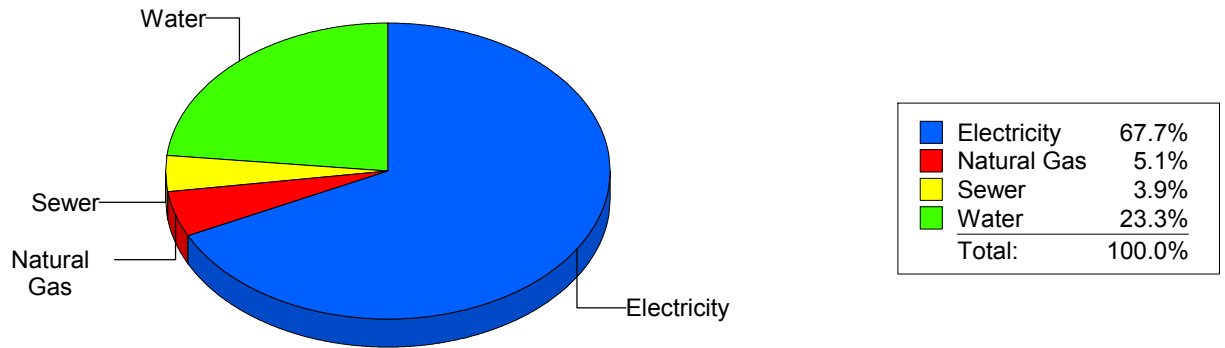
Cost Avoidance Program

## Cost Summary Graph

Grouped by Energy Type

Energy Type	Use	Units	Meter Cost	Special Charges	Total Cost	Avg Unit Cost	% of Total Cost
Site: PUTNAM ELEMENTARY - PUTNAM ELEMENTARY							
Electricity	35,422	KWH	\$4,654.42	\$0.00	\$4,654.42	0.1314	67.68%
Natural Gas	267	CCF	\$353.17	\$0.00	\$353.17	1.3227	5.14%
Water	452	CCF	\$1,602.38	\$0.00	\$1,602.38	3.5451	23.30%
Sewer	122	CCF	\$266.72	\$0.00	\$266.72	2.1862	3.88%
Total Cost:			\$6,876.69	\$0.00	\$6,876.69		

For PUTNAM  
ELEMENTARY



Filters: Cost Center Name Not Equal To DoNotReport; Billing Period Equal To 201510All Meter CodesAll Group Names

# elpaso

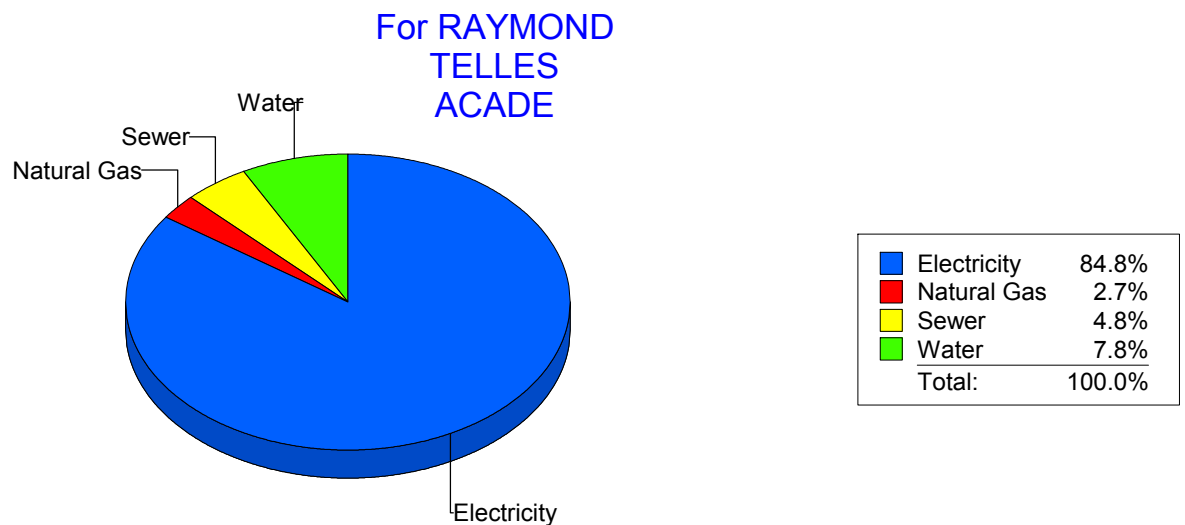
Energy CAP

Cost Avoidance Program

## Cost Summary Graph

Grouped by Energy Type

Energy Type	Use	Units	Meter Cost	Special Charges	Total Cost	Avg Unit Cost	% of Total Cost
Site: RAYMOND TELLES ACADE - RAYMOND TELLES ACADE							
Electricity	35,800	KWH	\$4,026.03	\$0.00	\$4,026.03	0.1125	84.77%
Natural Gas	24	CCF	\$126.31	\$0.00	\$126.31	5.2629	2.66%
Water	93	CCF	\$369.35	\$0.00	\$369.35	3.9715	7.78%
Sewer	45	CCF	\$227.79	\$0.00	\$227.79	5.0620	4.80%
Total Cost:			\$4,749.48	\$0.00	\$4,749.48		



Filters: Cost Center Name Not Equal To DoNotReport; Billing Period Equal To 201510All Meter CodesAll Group Names

# elpaso

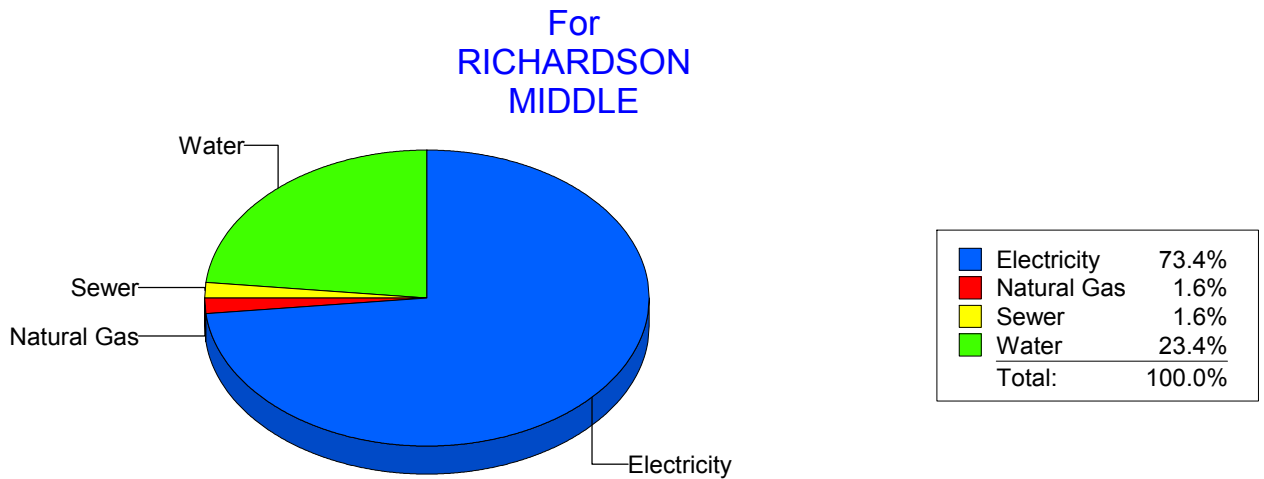
Energy CAP

Cost Avoidance Program

## Cost Summary Graph

Grouped by Energy Type

Energy Type	Use	Units	Meter Cost	Special Charges	Total Cost	Avg Unit Cost	% of Total Cost
Site: RICHARDSON MIDDLE - RICHARDSON MIDDLE							
Electricity	106,800	KWH	\$13,037.02	\$0.00	\$13,037.02	0.1221	73.41%
Natural Gas	380	CCF	\$290.84	\$0.00	\$290.84	0.7654	1.64%
Water	789	CCF	\$4,153.03	\$0.00	\$4,153.03	5.2637	23.39%
Sewer	79	CCF	\$278.45	\$0.00	\$278.45	3.5247	1.57%
Total Cost:			\$17,759.34	\$0.00	\$17,759.34		



Filters: Cost Center Name Not Equal To DoNotReport; Billing Period Equal To 201510All Meter CodesAll Group Names

# elpaso

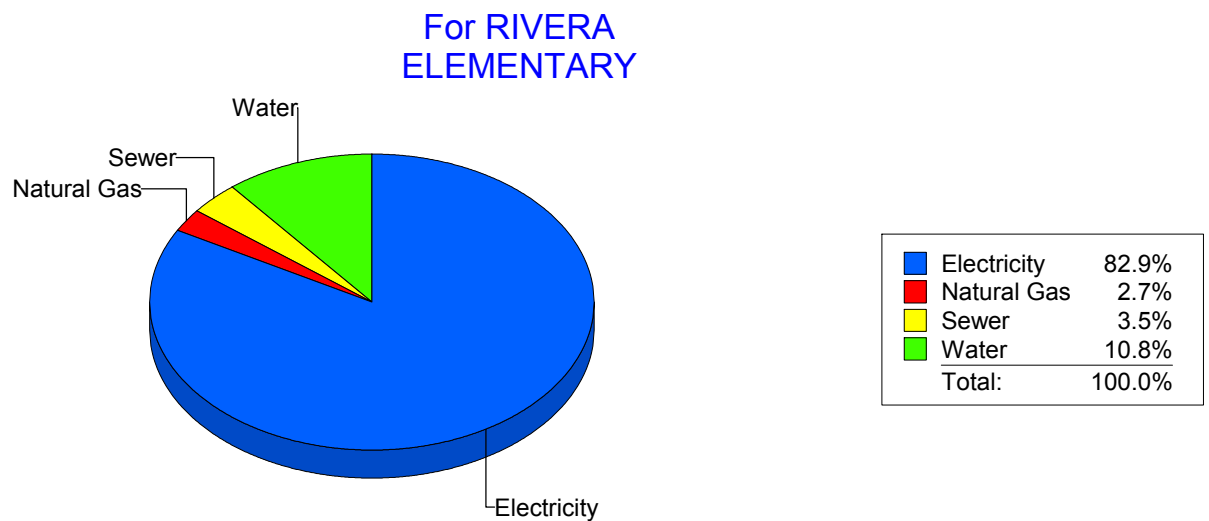
Energy CAP

Cost Avoidance Program

## Cost Summary Graph

Grouped by Energy Type

Energy Type	Use	Units	Meter Cost	Special Charges	Total Cost	Avg Unit Cost	% of Total Cost
Site: RIVERA ELEMENTARY - RIVERA ELEMENTARY							
Electricity	59,280	KWH	\$7,937.25	\$0.00	\$7,937.25	0.1339	82.92%
Natural Gas	315	CCF	\$259.10	\$0.00	\$259.10	0.8225	2.71%
Water	320	CCF	\$1,037.58	\$0.00	\$1,037.58	3.2424	10.84%
Sewer	119	CCF	\$338.05	\$0.00	\$338.05	2.8408	3.53%
Total Cost:			\$9,571.98	\$0.00	\$9,571.98		



Filters: Cost Center Name Not Equal To DoNotReport; Billing Period Equal To 201510All Meter CodesAll Group Names

# elpaso

Energy CAP

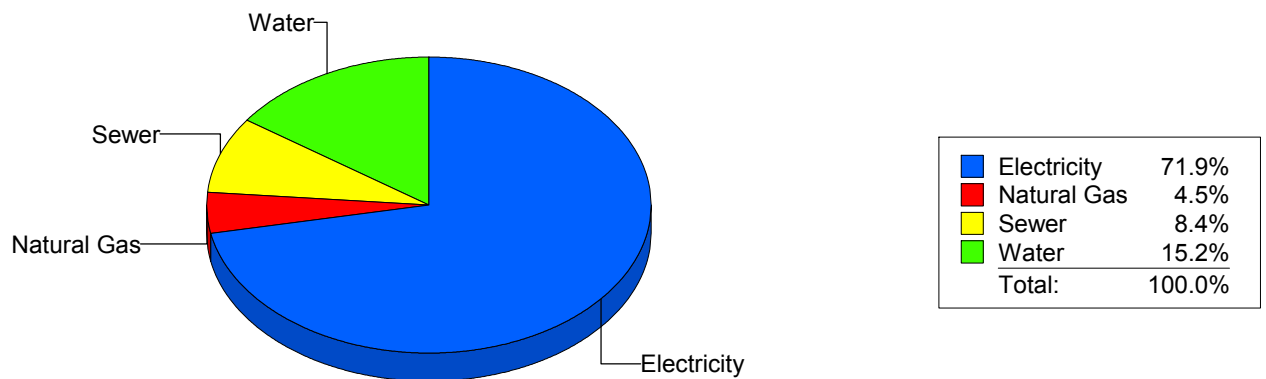
Cost Avoidance Program

## Cost Summary Graph

Grouped by Energy Type

Energy Type	Use	Units	Meter Cost	Special Charges	Total Cost	Avg Unit Cost	% of Total Cost
Site: ROBERTS ELEMENTARY - ROBERTS ELEMENTARY							
Electricity	46,363	KWH	\$5,199.98	\$0.00	\$5,199.98	0.1122	71.90%
Natural Gas	218	CCF	\$328.88	\$0.00	\$328.88	1.5086	4.55%
Water	464	CCF	\$1,098.96	\$0.00	\$1,098.96	2.3684	15.19%
Sewer	298	CCF	\$604.76	\$0.00	\$604.76	2.0294	8.36%
Total Cost:			\$7,232.58	\$0.00	\$7,232.58		

For ROBERTS  
ELEMENTARY



Filters: Cost Center Name Not Equal To DoNotReport; Billing Period Equal To 201510All Meter CodesAll Group Names

# elpaso

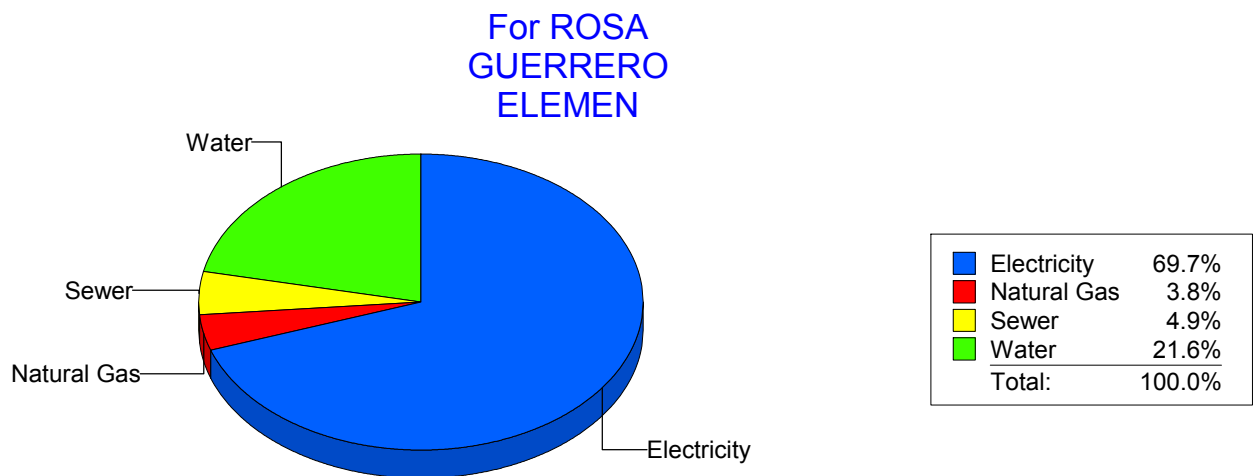
Energy CAP

Cost Avoidance Program

## Cost Summary Graph

Grouped by Energy Type

Energy Type	Use	Units	Meter Cost	Special Charges	Total Cost	Avg Unit Cost	% of Total Cost
Site: ROSA GUERRERO ELEMEN - ROSA GUERRERO ELEMEN							
Electricity	49,320	KWH	\$6,253.21	\$0.00	\$6,253.21	0.1268	69.70%
Natural Gas	239	CCF	\$339.51	\$0.00	\$339.51	1.4205	3.78%
Water	511	CCF	\$1,940.24	\$0.00	\$1,940.24	3.7969	21.63%
Sewer	140	CCF	\$438.81	\$0.00	\$438.81	3.1344	4.89%
Total Cost:			\$8,971.77	\$0.00	\$8,971.77		



Filters: Cost Center Name Not Equal To DoNotReport; Billing Period Equal To 201510All Meter CodesAll Group Names

# elpaso

Energy CAP

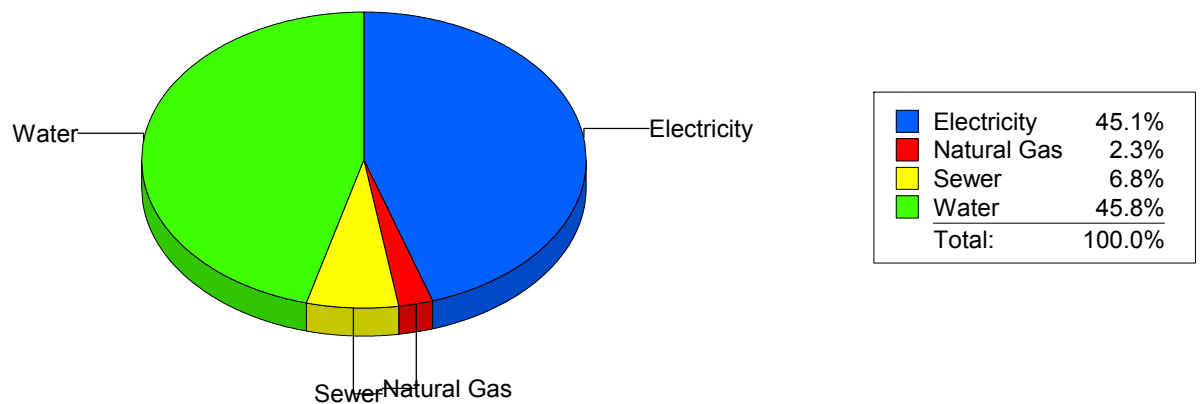
Cost Avoidance Program

## Cost Summary Graph

Grouped by Energy Type

Energy Type	Use	Units	Meter Cost	Special Charges	Total Cost	Avg Unit Cost	% of Total Cost
Site: ROSS MIDDLE SCHOOL - ROSS MIDDLE SCHOOL							
Electricity	61,185	KWH	\$7,789.23	\$0.00	\$7,789.23	0.1273	45.08%
Natural Gas	603	CCF	\$397.51	\$0.00	\$397.51	0.6592	2.30%
Water	2,389	CCF	\$7,920.70	\$0.00	\$7,920.70	3.3155	45.84%
Sewer	678	CCF	\$1,170.96	\$0.00	\$1,170.96	1.7271	6.78%
Total Cost:			\$17,278.40	\$0.00	\$17,278.40		

For ROSS  
MIDDLE  
SCHOOL



Filters: Cost Center Name Not Equal To DoNotReport; Billing Period Equal To 201510All Meter CodesAll Group Names

# elpaso

Energy CAP

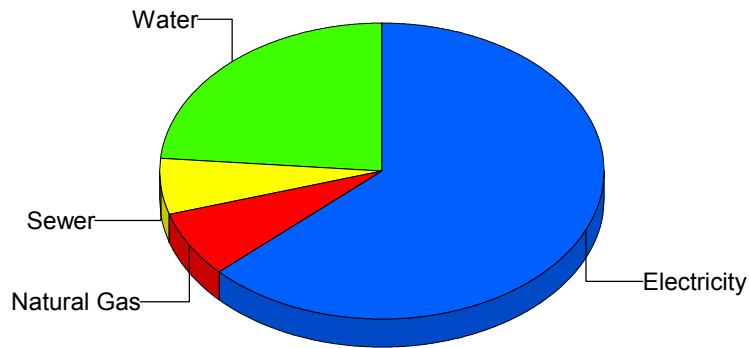
Cost Avoidance Program

## Cost Summary Graph

Grouped by Energy Type

Energy Type	Use	Units	Meter Cost	Special Charges	Total Cost	Avg Unit Cost	% of Total Cost
Site: RUSK ELEMENTARY - RUSK ELEMENTARY							
Electricity	30,156	KWH	\$3,726.11	\$0.00	\$3,726.11	0.1236	63.09%
Natural Gas	174	CCF	\$425.28	\$0.00	\$425.28	2.4441	7.20%
Water	415	CCF	\$1,392.42	\$0.00	\$1,392.42	3.3552	23.58%
Sewer	142	CCF	\$362.32	\$0.00	\$362.32	2.5515	6.13%
Total Cost:			\$5,906.13	\$0.00	\$5,906.13		

For RUSK  
ELEMENTARY



Electricity	63.1%
Natural Gas	7.2%
Sewer	6.1%
Water	23.6%
Total:	100.0%

Filters: Cost Center Name Not Equal To DoNotReport; Billing Period Equal To 201510All Meter CodesAll Group Names



# elpaso

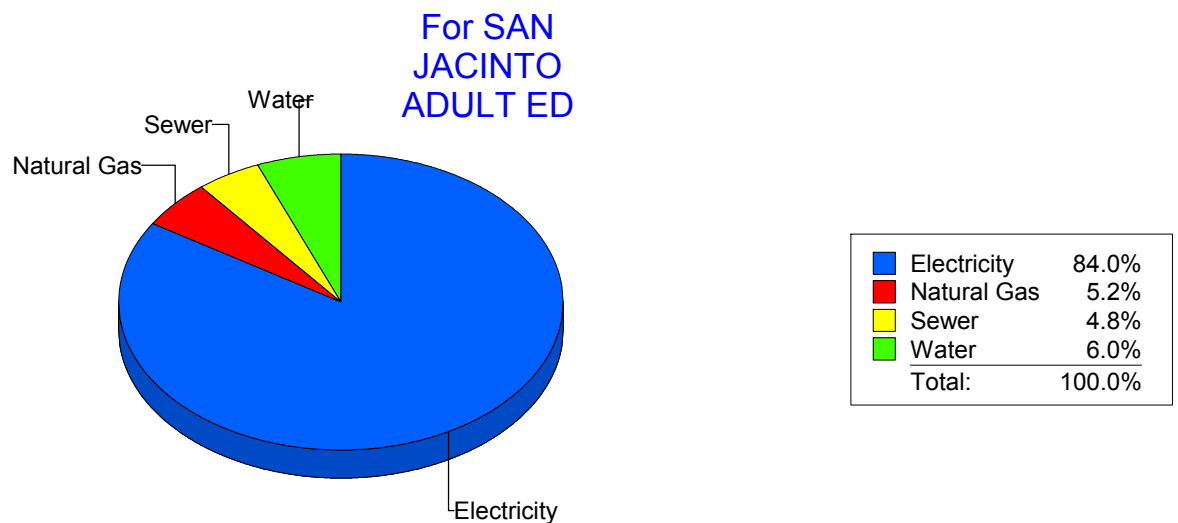
Energy CAP

Cost Avoidance Program

## Cost Summary Graph

Grouped by Energy Type

Energy Type	Use	Units	Meter Cost	Special Charges	Total Cost	Avg Unit Cost	% of Total Cost
Site: SAN JACINTO ADULT ED - SAN JACINTO ADULT ED							
Electricity	11,100	KWH	\$1,881.52	\$0.00	\$1,881.52	0.1695	83.96%
Natural Gas	0	CCF	\$117.53	\$0.00	\$117.53	0.0000	5.24%
Water	37	CCF	\$135.32	\$0.00	\$135.32	3.6573	6.04%
Sewer	25	CCF	\$106.72	\$0.00	\$106.72	4.2688	4.76%
Total Cost:			\$2,241.09	\$0.00	\$2,241.09		



Filters: Cost Center Name Not Equal To DoNotReport; Billing Period Equal To 201510All Meter CodesAll Group Names

# elpaso

Energy CAP

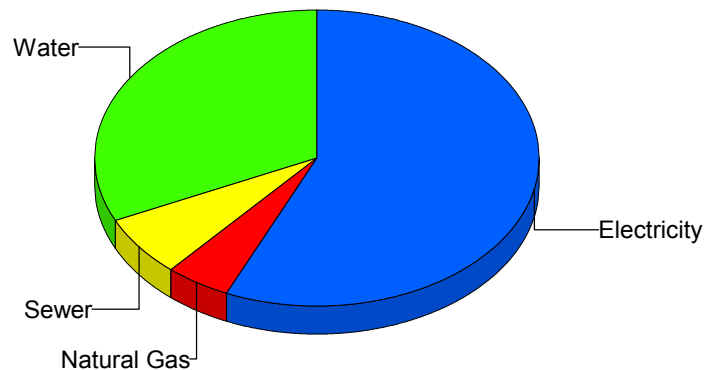
Cost Avoidance Program

## Cost Summary Graph

Grouped by Energy Type

Energy Type	Use	Units	Meter Cost	Special Charges	Total Cost	Avg Unit Cost	% of Total Cost
Site: SCHUSTER ELEMENTARY - SCHUSTER ELEMENTARY							
Electricity	19,428	KWH	\$2,302.71	\$0.00	\$2,302.71	0.1185	56.78%
Natural Gas	175	CCF	\$190.72	\$0.00	\$190.72	1.0898	4.70%
Water	417	CCF	\$1,292.86	\$0.00	\$1,292.86	3.1004	31.88%
Sewer	134	CCF	\$269.13	\$0.00	\$269.13	2.0084	6.64%
Total Cost:			\$4,055.42	\$0.00	\$4,055.42		

For  
SCHUSTER  
ELEMENTARY



Electricity	56.8%
Natural Gas	4.7%
Sewer	6.6%
Water	31.9%
Total:	100.0%

Filters: Cost Center Name Not Equal To DoNotReport; Billing Period Equal To 201510All Meter CodesAll Group Names

# elpaso

Energy CAP

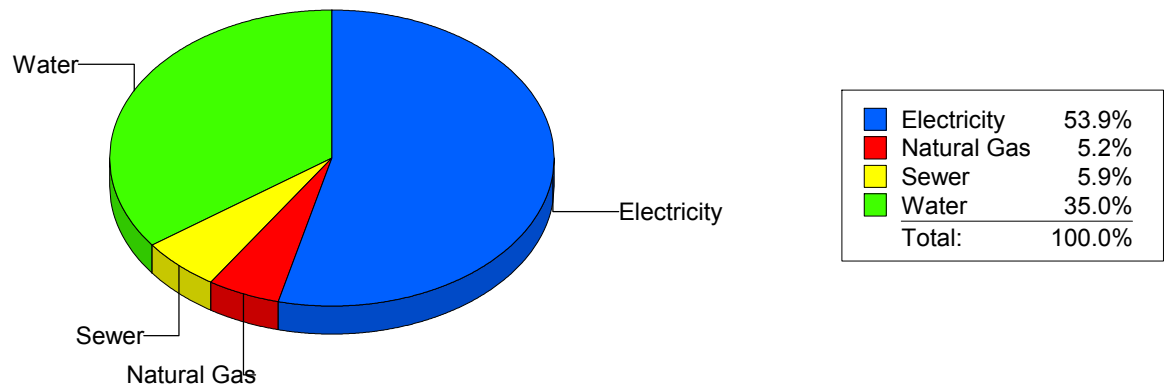
Cost Avoidance Program

## Cost Summary Graph

Grouped by Energy Type

Energy Type	Use	Units	Meter Cost	Special Charges	Total Cost	Avg Unit Cost	% of Total Cost
Site: STANTON ELEMENTARY - STANTON ELEMENTARY							
Electricity	29,061	KWH	\$3,861.77	\$0.00	\$3,861.77	0.1329	53.95%
Natural Gas	300	CCF	\$369.34	\$0.00	\$369.34	1.2311	5.16%
Water	700	CCF	\$2,501.85	\$0.00	\$2,501.85	3.5741	34.95%
Sewer	200	CCF	\$425.26	\$0.00	\$425.26	2.1263	5.94%
Total Cost:			\$7,158.22	\$0.00	\$7,158.22		

For STANTON  
ELEMENTARY



Filters: Cost Center Name Not Equal To DoNotReport; Billing Period Equal To 201510All Meter CodesAll Group Names

# elpaso

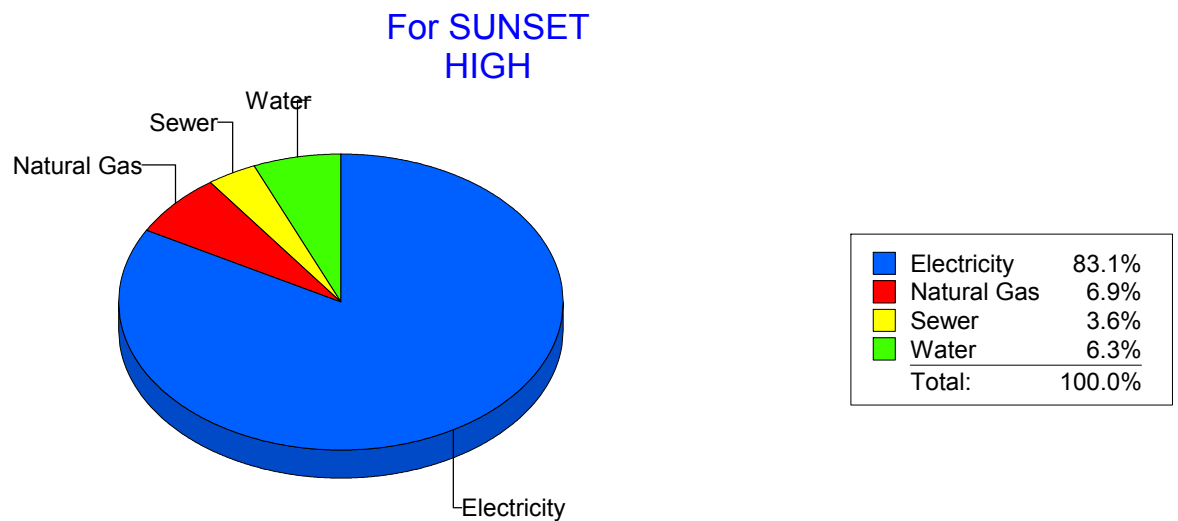
Energy CAP

Cost Avoidance Program

## Cost Summary Graph

Grouped by Energy Type

Energy Type	Use	Units	Meter Cost	Special Charges	Total Cost	Avg Unit Cost	% of Total Cost
Site: SUNSET HIGH - SUNSET HIGH							
Electricity	20,320	KWH	\$2,674.88	\$0.00	\$2,674.88	0.1316	83.14%
Natural Gas	242	CCF	\$223.44	\$0.00	\$223.44	0.9233	6.94%
Water	63	CCF	\$202.00	\$0.00	\$202.00	3.2063	6.28%
Sewer	32	CCF	\$117.15	\$0.00	\$117.15	3.6609	3.64%
Total Cost:			\$3,217.47	\$0.00	\$3,217.47		



Filters: Cost Center Name Not Equal To DoNotReport; Billing Period Equal To 201510All Meter CodesAll Group Names

# elpaso

Energy CAP

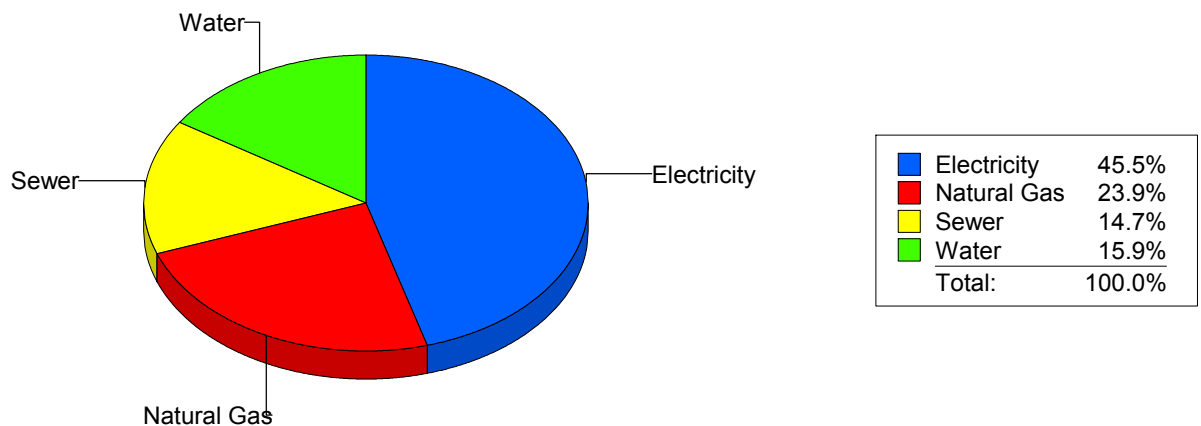
Cost Avoidance Program

## Cost Summary Graph

Grouped by Energy Type

Energy Type	Use	Units	Meter Cost	Special Charges	Total Cost	Avg Unit Cost	% of Total Cost
Site: TENNISCENTER - TENNIS CENTER							
Electricity	436 KWH		\$223.55	\$0.00	\$223.55	0.5127	45.46%
Natural Gas	0 CCF		\$117.53	\$0.00	\$117.53	0.0000	23.90%
Water	3 CCF		\$78.20	\$0.00	\$78.20	26.0667	15.90%
Sewer	2 CCF		\$72.45	\$0.00	\$72.45	36.2250	14.73%
Total Cost:			\$491.73	\$0.00	\$491.73		

For TENNIS  
CENTER



Filters: Cost Center Name Not Equal To DoNotReport; Billing Period Equal To 201510All Meter CodesAll Group Names

**elpaso**

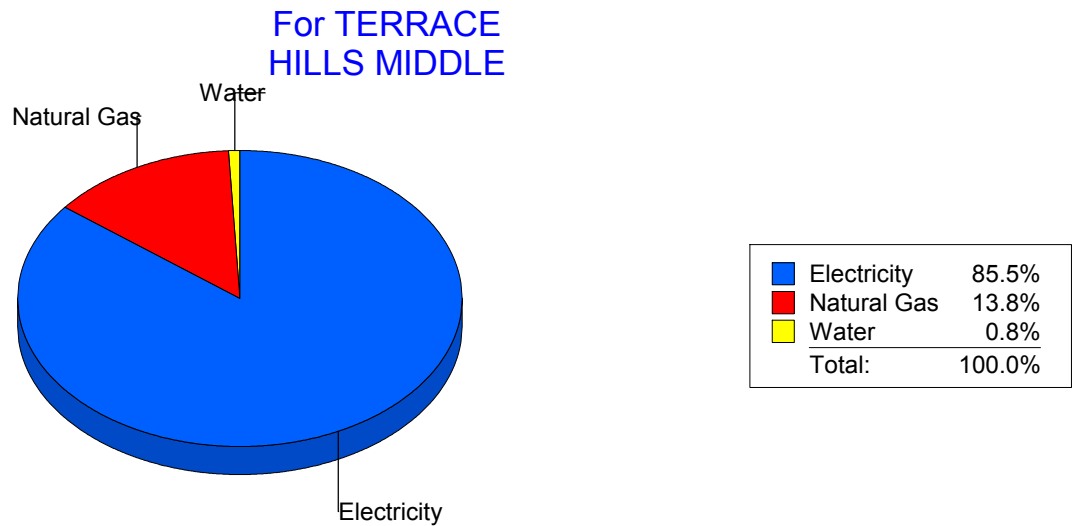
Energy CAP

Cost Avoidance Program

**Cost Summary Graph**

Grouped by Energy Type

Energy Type	Use	Units	Meter Cost	Special Charges	Total Cost	Avg Unit Cost	% of Total Cost
Site: TERRACE HILLS MIDDLE - TERRACE HILLS MIDDLE							
Electricity	39,750	KWH	\$4,632.42	\$0.00	\$4,632.42	0.1165	85.45%
Natural Gas	1,105	CCF	\$746.08	\$0.00	\$746.08	0.6752	13.76%
Water	0	CCF	\$42.47	\$0.00	\$42.47	0.0000	0.78%
Total Cost:			\$5,420.97	\$0.00	\$5,420.97		



Filters: Cost Center Name Not Equal To DoNotReport; Billing Period Equal To 201510All Meter CodesAll Group Names

# elpaso

Energy CAP

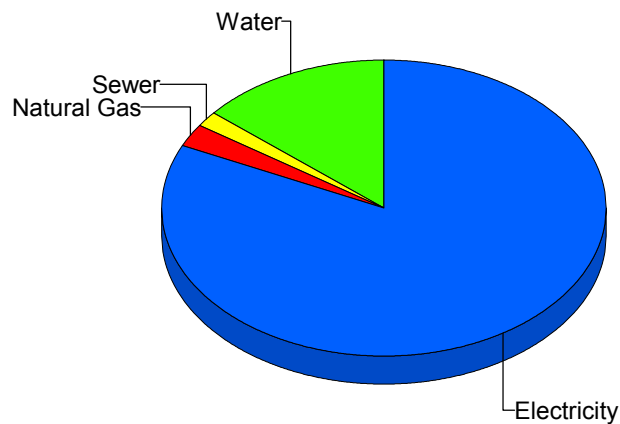
Cost Avoidance Program

## Cost Summary Graph

Grouped by Energy Type

Energy Type	Use	Units	Meter Cost	Special Charges	Total Cost	Avg Unit Cost	% of Total Cost
Site: TIPPIN - TIPPIN ELEMENTARY							
Electricity	87,720	KWH	\$12,718.48	\$0.00	\$12,718.48	0.1450	82.04%
Natural Gas	508	CCF	\$353.54	\$0.00	\$353.54	0.6959	2.28%
Water	423	CCF	\$2,137.45	\$0.00	\$2,137.45	5.0531	13.79%
Sewer	89	CCF	\$293.35	\$0.00	\$293.35	3.2961	1.89%
Total Cost:			\$15,502.82	\$0.00	\$15,502.82		

For TIPPIN  
ELEMENTARY



Electricity	82.0%
Natural Gas	2.3%
Sewer	1.9%
Water	13.8%
Total:	100.0%

Filters: Cost Center Name Not Equal To DoNotReport; Billing Period Equal To 201510All Meter CodesAll Group Names

# elpaso

Energy CAP

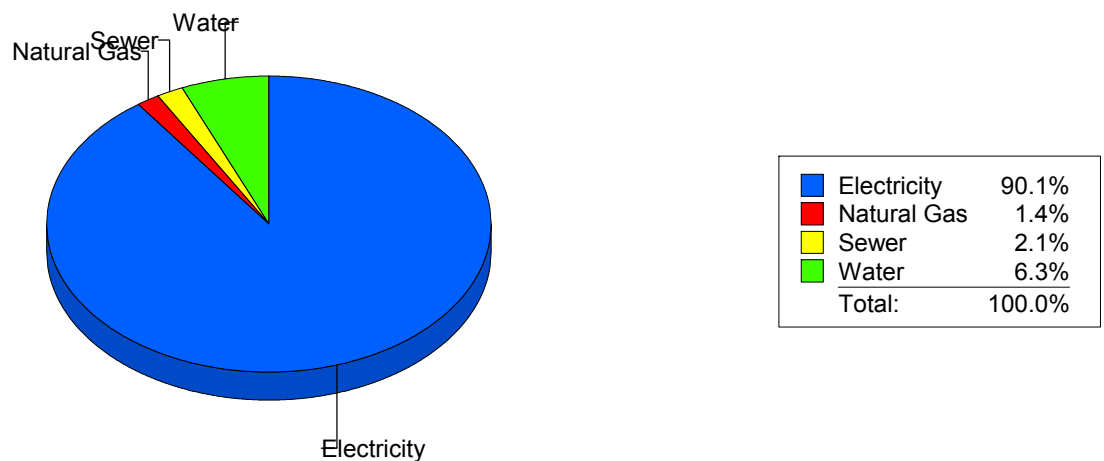
Cost Avoidance Program

## Cost Summary Graph

Grouped by Energy Type

Energy Type	Use	Units	Meter Cost	Special Charges	Total Cost	Avg Unit Cost	% of Total Cost
Site: TOMLEA - TOM LEA							
Electricity	97,720	KWH	\$13,557.31	\$0.00	\$13,557.31	0.1387	90.13%
Natural Gas	219	CCF	\$212.21	\$0.00	\$212.21	0.9690	1.41%
Water	280	CCF	\$954.47	\$0.00	\$954.47	3.4088	6.35%
Sewer	105	CCF	\$317.19	\$0.00	\$317.19	3.0209	2.11%
Total Cost:			\$15,041.18	\$0.00	\$15,041.18		

For TOM LEA



Filters: Cost Center Name Not Equal To DoNotReport; Billing Period Equal To 201510All Meter CodesAll Group Names



# elpaso

Energy CAP

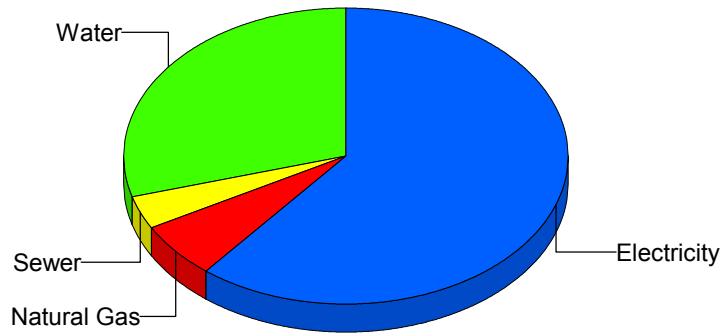
Cost Avoidance Program

## Cost Summary Graph

Grouped by Energy Type

Energy Type	Use	Units	Meter Cost	Special Charges	Total Cost	Avg Unit Cost	% of Total Cost
Site: TRAVIS ELEMENTARY SC - TRAVIS ELEMENTARY SC							
Electricity	31,208	KWH	\$3,808.04	\$0.00	\$3,808.04	0.1220	60.70%
Natural Gas	362	CCF	\$399.57	\$0.00	\$399.57	1.1038	6.37%
Water	409	CCF	\$1,847.89	\$0.00	\$1,847.89	4.5181	29.45%
Sewer	61	CCF	\$218.15	\$0.00	\$218.15	3.5762	3.48%
Total Cost:			\$6,273.65	\$0.00	\$6,273.65		

For TRAVIS  
ELEMENTARY  
SC



Electricity	60.7%
Natural Gas	6.4%
Sewer	3.5%
Water	29.5%
Total:	100.0%

Filters: Cost Center Name Not Equal To DoNotReport; Billing Period Equal To 201510All Meter CodesAll Group Names

# elpaso

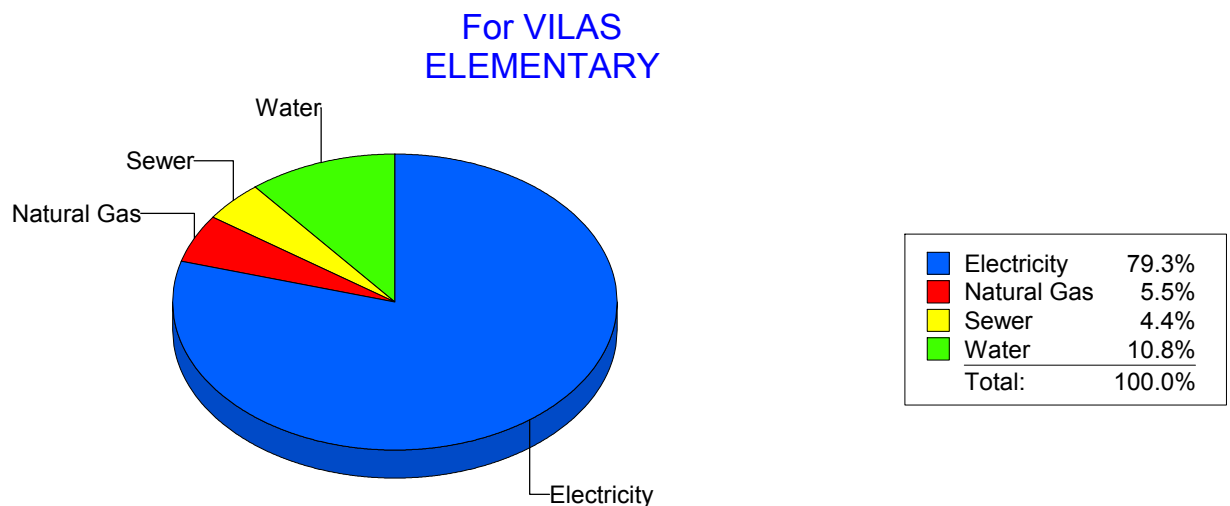
Energy CAP

Cost Avoidance Program

## Cost Summary Graph

Grouped by Energy Type

Energy Type	Use	Units	Meter Cost	Special Charges	Total Cost	Avg Unit Cost	% of Total Cost
Site: VILAS ELEMENTARY - VILAS ELEMENTARY							
Electricity	46,080	KWH	\$6,653.35	\$0.00	\$6,653.35	0.1444	79.34%
Natural Gas	254	CCF	\$462.50	\$0.00	\$462.50	1.8209	5.52%
Water	189	CCF	\$904.37	\$0.00	\$904.37	4.7850	10.78%
Sewer	59	CCF	\$365.79	\$0.00	\$365.79	6.1998	4.36%
Total Cost:			\$8,386.01	\$0.00	\$8,386.01		



Filters: Cost Center Name Not Equal To DoNotReport; Billing Period Equal To 201510All Meter CodesAll Group Names

**elpaso**

Energy CAP

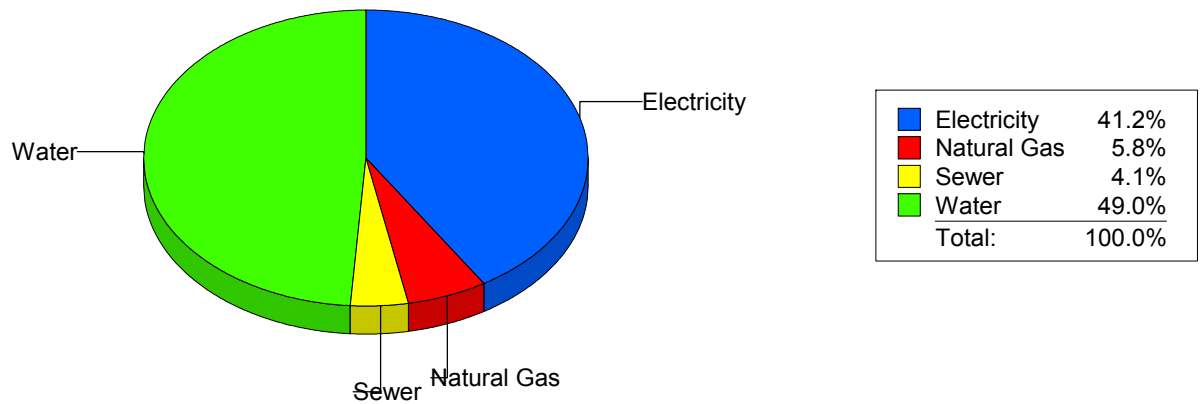
Cost Avoidance Program

**Cost Summary Graph**

Grouped by Energy Type

Energy Type	Use	Units	Meter Cost	Special Charges	Total Cost	Avg Unit Cost	% of Total Cost
Site: WAINWRIGHT ELEMENTAR - WAINWRIGHT ELEMENTAR							
Electricity	14,158	KWH	\$1,797.62	\$0.00	\$1,797.62	0.1270	41.17%
Natural Gas	44	CCF	\$251.15	\$0.00	\$251.15	5.7080	5.75%
Water	389	CCF	\$2,139.42	\$0.00	\$2,139.42	5.4998	49.00%
Sewer	26	CCF	\$177.68	\$0.00	\$177.68	6.8338	4.07%
Total Cost:			\$4,365.87	\$0.00	\$4,365.87		

For  
WAINWRIGHT  
ELEMENTAR



Filters: Cost Center Name Not Equal To DoNotReport; Billing Period Equal To 201510All Meter CodesAll Group Names

# elpaso

Energy CAP

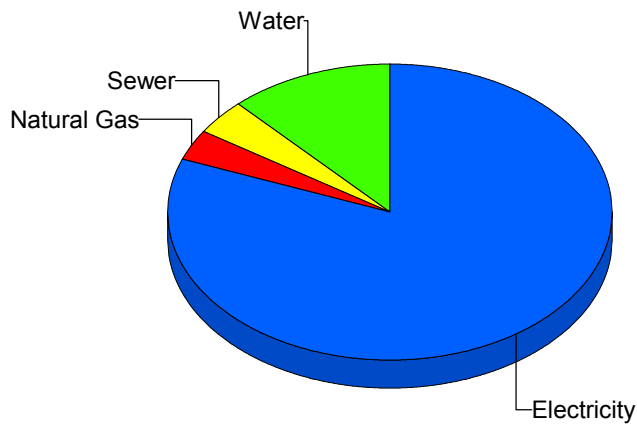
Cost Avoidance Program

## Cost Summary Graph

Grouped by Energy Type

Energy Type	Use	Units	Meter Cost	Special Charges	Total Cost	Avg Unit Cost	% of Total Cost
Site: WESTERN HILLS ELEMEN - WESTERN HILLS ELEMEN							
Electricity	54,240	KWH	\$7,134.19	\$0.00	\$7,134.19	0.1315	80.81%
Natural Gas	373	CCF	\$287.41	\$0.00	\$287.41	0.7705	3.26%
Water	370	CCF	\$1,064.05	\$0.00	\$1,064.05	2.8758	12.05%
Sewer	64	CCF	\$342.93	\$0.00	\$342.93	5.3583	3.88%
Total Cost:			\$8,828.58	\$0.00	\$8,828.58		

For WESTERN  
HILLS ELEMEN



Electricity	80.8%
Natural Gas	3.3%
Sewer	3.9%
Water	12.1%
Total:	100.0%

Filters: Cost Center Name Not Equal To DoNotReport; Billing Period Equal To 201510All Meter CodesAll Group Names

elpaso

Energy CAP

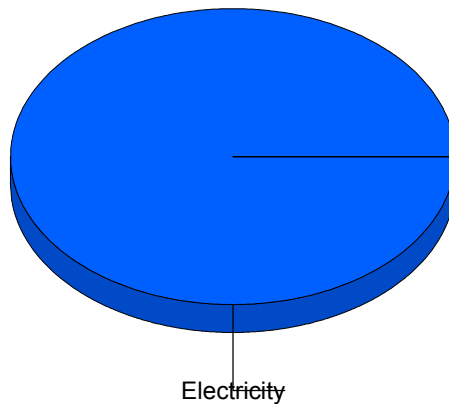
Cost Avoidance Program

## Cost Summary Graph

Grouped by Energy Type

Energy Type	Use	Units	Meter Cost	Special Charges	Total Cost	Avg Unit Cost	% of Total Cost
Site: WESTSIDE TRANSPORTAT - WESTSIDE TRANSPORTAT							
Electricity	2,928	KWH	\$382.74	\$0.00	\$382.74	0.1307	100.00%
Total Cost:			\$382.74	\$0.00	\$382.74		

For WESTSIDE  
TRANSPORTAT



■ Electricity	100.0%
Total:	100.0%

Filters: Cost Center Name Not Equal To DoNotReport; Billing Period Equal To 201510All Meter CodesAll Group Names

# elpaso

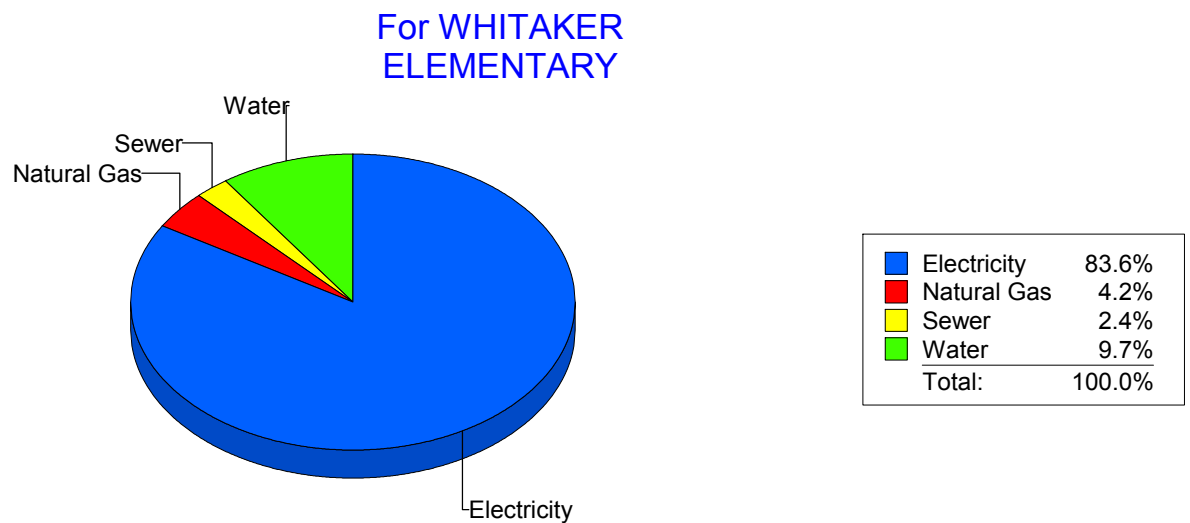
Energy CAP

Cost Avoidance Program

## Cost Summary Graph

Grouped by Energy Type

Energy Type	Use	Units	Meter Cost	Special Charges	Total Cost	Avg Unit Cost	% of Total Cost
Site: WHITAKER ELEMENTARY - WHITAKER ELEMENTARY							
Electricity	90,360	KWH	\$10,153.44	\$0.00	\$10,153.44	0.1124	83.65%
Natural Gas	851	CCF	\$513.30	\$0.00	\$513.30	0.6032	4.23%
Water	406	CCF	\$1,182.55	\$0.00	\$1,182.55	2.9127	9.74%
Sewer	86	CCF	\$288.88	\$0.00	\$288.88	3.3591	2.38%
Total Cost:			\$12,138.17	\$0.00	\$12,138.17		



Filters: Cost Center Name Not Equal To DoNotReport; Billing Period Equal To 201510All Meter CodesAll Group Names

# elpaso

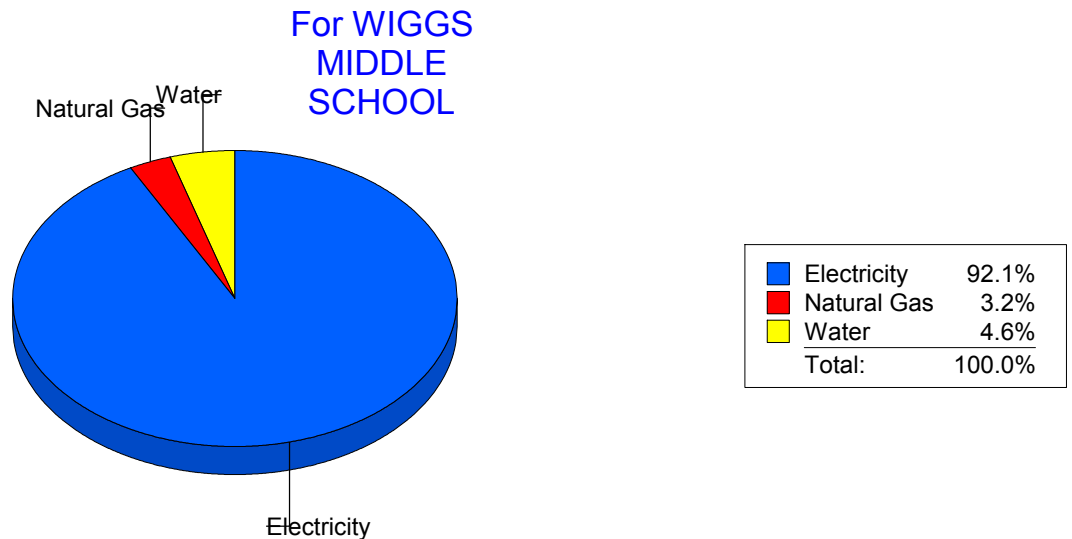
Energy CAP

Cost Avoidance Program

## Cost Summary Graph

Grouped by Energy Type

Energy Type	Use	Units	Meter Cost	Special Charges	Total Cost	Avg Unit Cost	% of Total Cost
Site: WIGGS MIDDLE SCHOOL - WIGGS MIDDLE SCHOOL							
Electricity	63,880	KWH	\$8,228.16	\$0.00	\$8,228.16	0.1288	92.14%
Natural Gas	376	CCF	\$288.88	\$0.00	\$288.88	0.7683	3.23%
Water	89	CCF	\$412.89	\$0.00	\$412.89	4.6392	4.62%
Total Cost:			\$8,929.93	\$0.00	\$8,929.93		



Filters: Cost Center Name Not Equal To DoNotReport; Billing Period Equal To 201510All Meter CodesAll Group Names

# elpaso

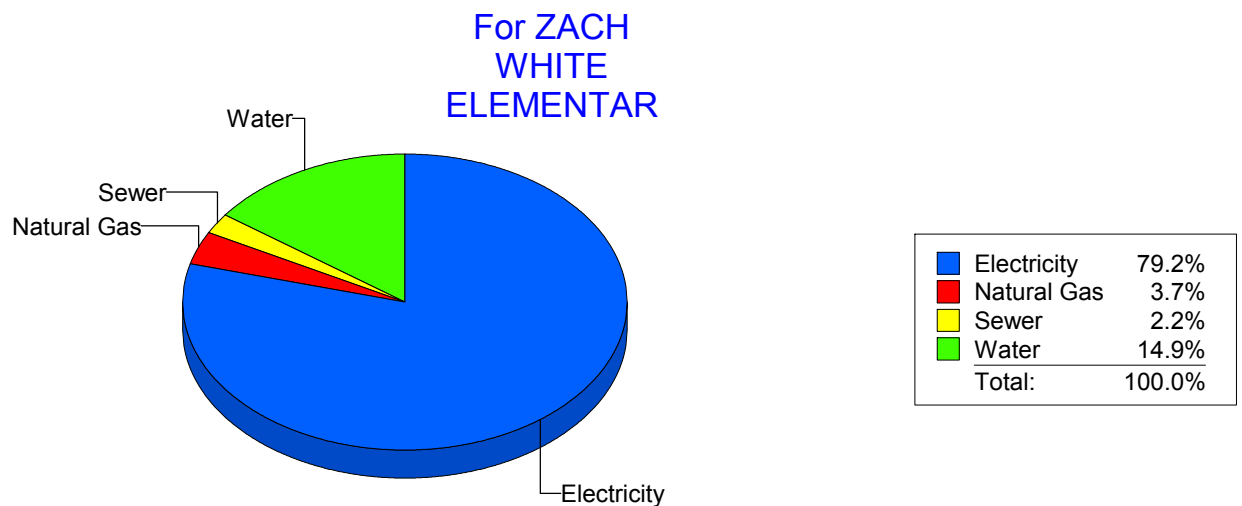
Energy CAP

Cost Avoidance Program

## Cost Summary Graph

Grouped by Energy Type

Energy Type	Use	Units	Meter Cost	Special Charges	Total Cost	Avg Unit Cost	% of Total Cost
Site: ZACH WHITE ELEMENTAR - ZACH WHITE ELEMENTAR							
Electricity	73,800	KWH	\$8,985.29	\$0.00	\$8,985.29	0.1218	79.17%
Natural Gas	407	CCF	\$421.54	\$0.00	\$421.54	1.0357	3.71%
Water	481	CCF	\$1,691.89	\$0.00	\$1,691.89	3.5174	14.91%
Sewer	75	CCF	\$250.69	\$0.00	\$250.69	3.3425	2.21%
Total Cost:			\$11,349.41	\$0.00	\$11,349.41		



Filters: Cost Center Name Not Equal To DoNotReport; Billing Period Equal To 201510All Meter CodesAll Group Names



# elpaso

Energy CAP

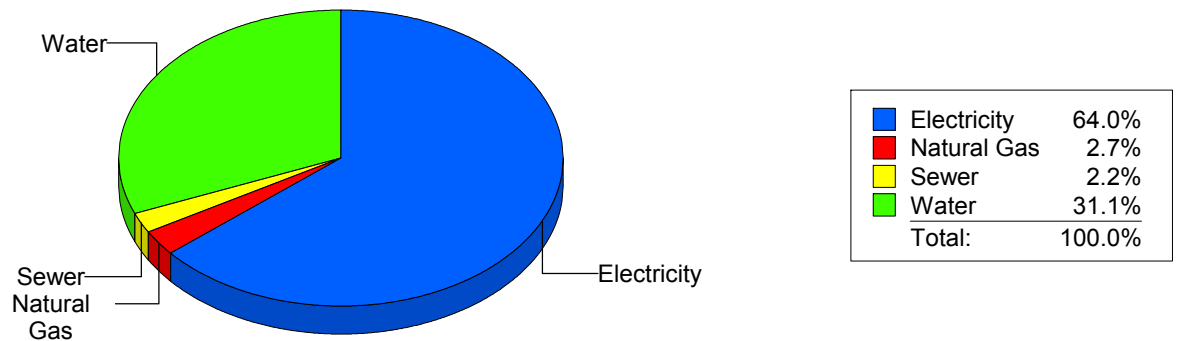
Cost Avoidance Program

## Cost Summary Graph

Grouped by Energy Type

Energy Type	Use	Units	Meter Cost	Special Charges	Total Cost	Avg Unit Cost	% of Total Cost
Site: ZAVALA ELEMENTARY SC - ZAVALA ELEMENTARY SC							
Electricity	35,000	KWH	\$3,772.92	\$0.00	\$3,772.92	0.1078	63.97%
Natural Gas	108	CCF	\$158.00	\$0.00	\$158.00	1.4630	2.68%
Water	354	CCF	\$1,836.44	\$0.00	\$1,836.44	5.1877	31.14%
Sewer	41	CCF	\$130.56	\$0.00	\$130.56	3.1844	2.21%
Total Cost:			\$5,897.92	\$0.00	\$5,897.92		

For ZAVALA  
ELEMENTARY  
SC



Filters: Cost Center Name Not Equal To DoNotReport; Billing Period Equal To 201510All Meter CodesAll Group Names

# elpaso

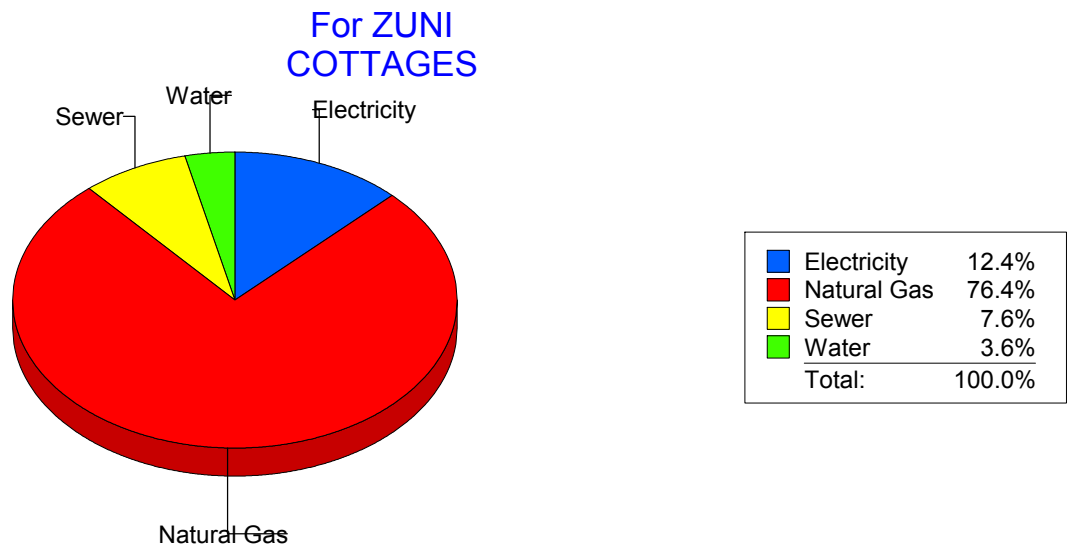
Energy CAP

Cost Avoidance Program

## Cost Summary Graph

Grouped by Energy Type

Energy Type	Use	Units	Meter Cost	Special Charges	Total Cost	Avg Unit Cost	% of Total Cost
Site: ZUNI COTTAGES - ZUNI COTTAGES							
Electricity		34 KWH	\$38.20	\$0.00	\$38.20	1.1235	12.37%
Natural Gas		2 CCF	\$235.79	\$0.00	\$235.79	117.8950	76.36%
Water		0 CCF	\$11.18	\$0.00	\$11.18	0.0000	3.62%
Sewer		0 CCF	\$23.60	\$0.00	\$23.60	0.0000	7.64%
Total Cost:			\$308.77	\$0.00	\$308.77		



Filters: Cost Center Name Not Equal To DoNotReport; Billing Period Equal To 201510All Meter CodesAll Group Names

# el Paso

Energy CAP

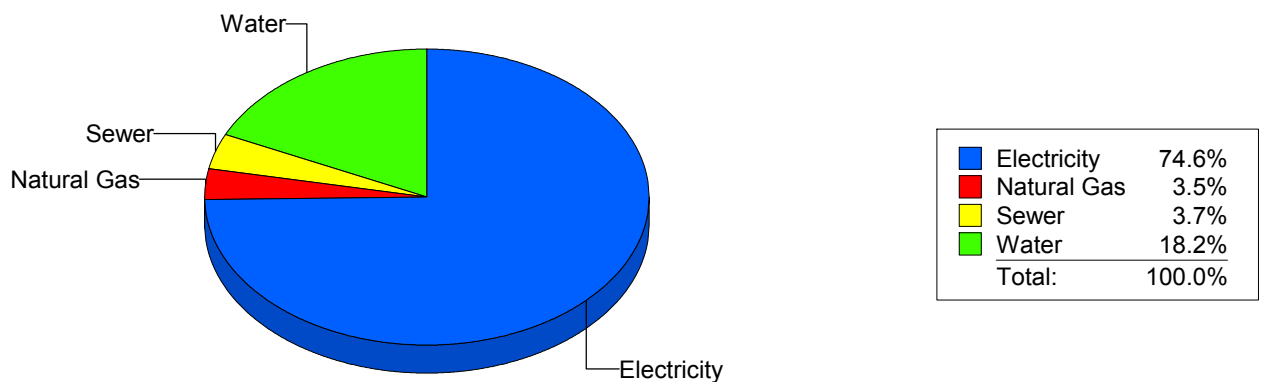
Cost Avoidance Program

## Cost Summary Graph

Grouped by Energy Type

Energy Type	Use	Units	Meter Cost	Special Charges	Total Cost	Avg Unit Cost	% of Total Cost
<b>All Sites</b>							
Electricity	7,221,368	KWH	\$855,266.59	\$0.00	\$855,266.59	0.1184	74.64%
Natural Gas	40,558	CCF	\$39,998.74	\$0.00	\$39,998.74	0.9862	3.49%
Water	60,220	CCF	\$208,197.68	\$0.00	\$208,197.68	3.4573	18.17%
Sewer	15,759	CCF	\$42,434.17	\$0.00	\$42,434.17	2.6927	3.70%
<b>Total Cost:</b>			<b>\$1,145,897.18</b>	<b>\$0.00</b>	<b>\$1,145,897.18</b>		

For All Sites



Filters: Cost Center Name Not Equal To DoNotReport; Billing Period Equal To 201510All Meter CodesAll Group Names