

el paso

Energy CAP

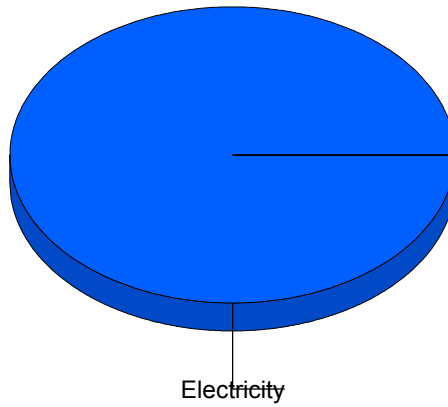
Cost Avoidance Program

Cost Summary Graph

Grouped by Energy Type

Energy Type	Use	Units	Meter Cost	Special Charges	Total Cost	Avg Unit Cost	% of Total Cost
Site: ALAMO ELEMENTARY SCH - ALAMO ELEMENTARY SCH							
Electricity		3,500 KWH	\$615.44	\$0.00	\$615.44	0.1758	100.00%
Total Cost:			\$615.44	\$0.00	\$615.44		

For ALAMO
ELEMENTARY
SCH



Electricity	100.0%
Total:	100.0%

Filters: Cost Center Name Not Equal To DoNotReport; Billing Period Equal To 201211All Meter CodesAll Group Names

el paso

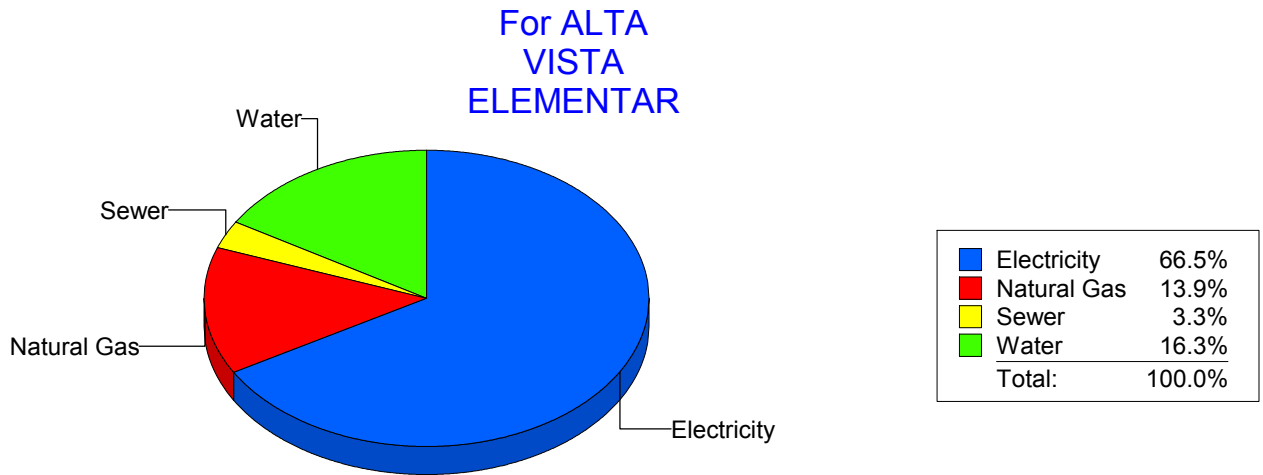
Energy CAP

Cost Avoidance Program

Cost Summary Graph

Grouped by Energy Type

Energy Type	Use	Units	Meter Cost	Special Charges	Total Cost	Avg Unit Cost	% of Total Cost
Site: ALTA VISTA ELEMENTAR - ALTA VISTA ELEMENTAR							
Electricity	23,400	KWH	\$3,361.28	\$0.00	\$3,361.28	0.1436	66.53%
Natural Gas	1,267	CCF	\$702.08	\$0.00	\$702.08	0.5541	13.90%
Water	268	CCF	\$823.78	\$0.00	\$823.78	3.0738	16.31%
Sewer	77	CCF	\$164.98	\$0.00	\$164.98	2.1426	3.27%
Total Cost:			\$5,052.12	\$0.00	\$5,052.12		



Filters: Cost Center Name Not Equal To DoNotReport; Billing Period Equal To 201211All Meter CodesAll Group Names

elpaso

Energy CAP

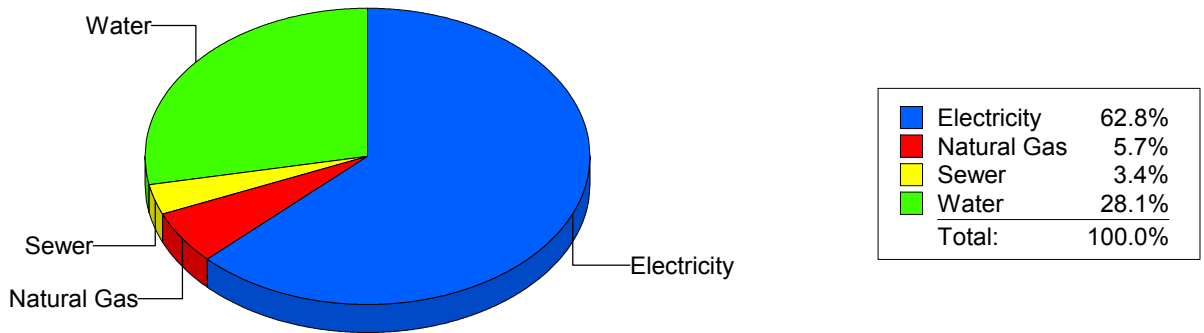
Cost Avoidance Program

Cost Summary Graph

Grouped by Energy Type

Energy Type	Use	Units	Meter Cost	Special Charges	Total Cost	Avg Unit Cost	% of Total Cost
Site: ANDRESS HIGH SCHOOL - ANDRESS HIGH SCHOOL							
Electricity	140,593	KWH	\$16,398.78	\$0.00	\$16,398.78	0.1166	62.79%
Natural Gas	2,785	CCF	\$1,488.57	\$0.00	\$1,488.57	0.5345	5.70%
Water	2,295	CCF	\$7,342.76	\$0.00	\$7,342.76	3.1995	28.11%
Sewer	569	CCF	\$887.13	\$0.00	\$887.13	1.5591	3.40%
Total Cost:			\$26,117.24	\$0.00	\$26,117.24		

For ANDRESS HIGH SCHOOL



Filters: Cost Center Name Not Equal To DoNotReport; Billing Period Equal To 201211All Meter CodesAll Group Names

elpaso

Energy CAP

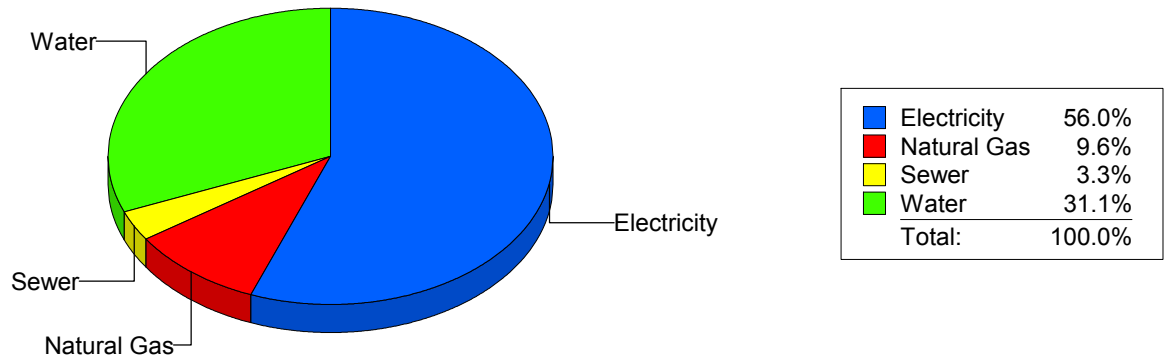
Cost Avoidance Program

Cost Summary Graph

Grouped by Energy Type

Energy Type	Use	Units	Meter Cost	Special Charges	Total Cost	Avg Unit Cost	% of Total Cost
Site: AOY ELEMENTARY SCHOO - AOY ELEMENTARY SCHOO							
Electricity	53,002	KWH	\$6,251.74	\$0.00	\$6,251.74	0.1180	55.96%
Natural Gas	2,024	CCF	\$1,075.99	\$0.00	\$1,075.99	0.5316	9.63%
Water	752	CCF	\$3,478.40	\$0.00	\$3,478.40	4.6255	31.14%
Sewer	73	CCF	\$364.90	\$0.00	\$364.90	4.9986	3.27%
Total Cost:			\$11,171.03	\$0.00	\$11,171.03		

For AOY
ELEMENTARY
SCHOO



Filters: Cost Center Name Not Equal To DoNotReport; Billing Period Equal To 201211All Meter CodesAll Group Names

elpaso

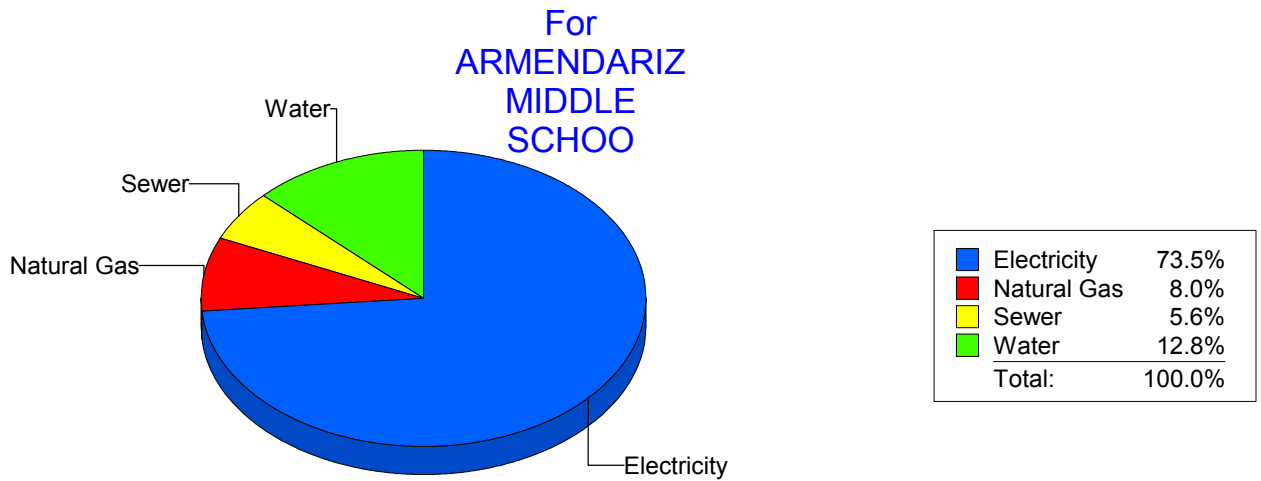
Energy CAP

Cost Avoidance Program

Cost Summary Graph

Grouped by Energy Type

Energy Type	Use	Units	Meter Cost	Special Charges	Total Cost	Avg Unit Cost	% of Total Cost
Site: ARMENDARIZ MIDDLE SCHOO - ARMENDARIZ MIDDLE SCHOO							
Electricity	68,500	KWH	\$6,567.30	\$0.00	\$6,567.30	0.0959	73.54%
Natural Gas	1,378	CCF	\$716.97	\$0.00	\$716.97	0.5203	8.03%
Water	412	CCF	\$1,141.89	\$0.00	\$1,141.89	2.7716	12.79%
Sewer	218	CCF	\$503.89	\$0.00	\$503.89	2.3114	5.64%
Total Cost:			\$8,930.05	\$0.00	\$8,930.05		



Filters: Cost Center Name Not Equal To DoNotReport; Billing Period Equal To 201211All Meter CodesAll Group Names

elpaso

Energy CAP

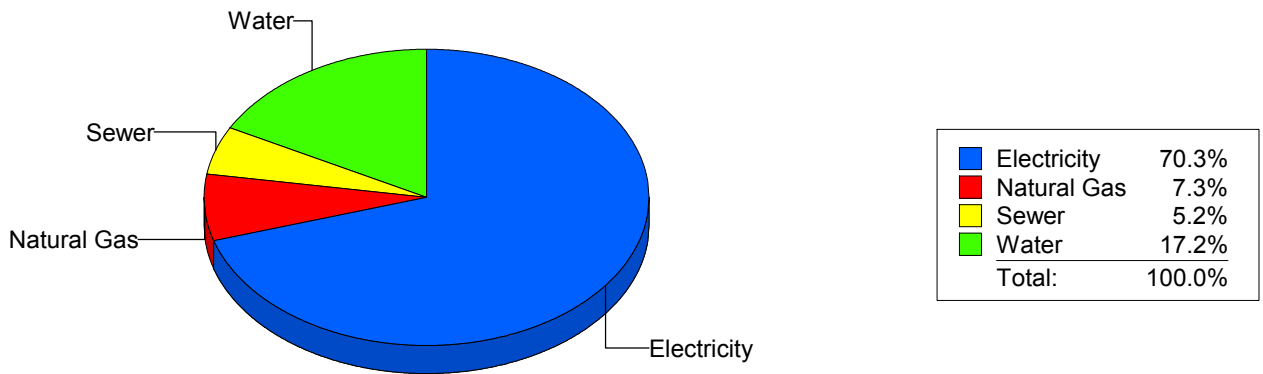
Cost Avoidance Program

Cost Summary Graph

Grouped by Energy Type

Energy Type	Use	Units	Meter Cost	Special Charges	Total Cost	Avg Unit Cost	% of Total Cost
Site: AUSTIN HIGH SCHOOL - AUSTIN HIGH SCHOOL							
Electricity	177,364	KWH	\$17,362.28	\$0.00	\$17,362.28	0.0979	70.28%
Natural Gas	3,413	CCF	\$1,796.93	\$0.00	\$1,796.93	0.5265	7.27%
Water	1,399	CCF	\$4,258.58	\$0.00	\$4,258.58	3.0440	17.24%
Sewer	551	CCF	\$1,286.65	\$0.00	\$1,286.65	2.3351	5.21%
Total Cost:			\$24,704.44	\$0.00	\$24,704.44		

For AUSTIN HIGH SCHOOL



Filters: Cost Center Name Not Equal To DoNotReport; Billing Period Equal To 201211All Meter CodesAll Group Names

elpaso

Energy CAP

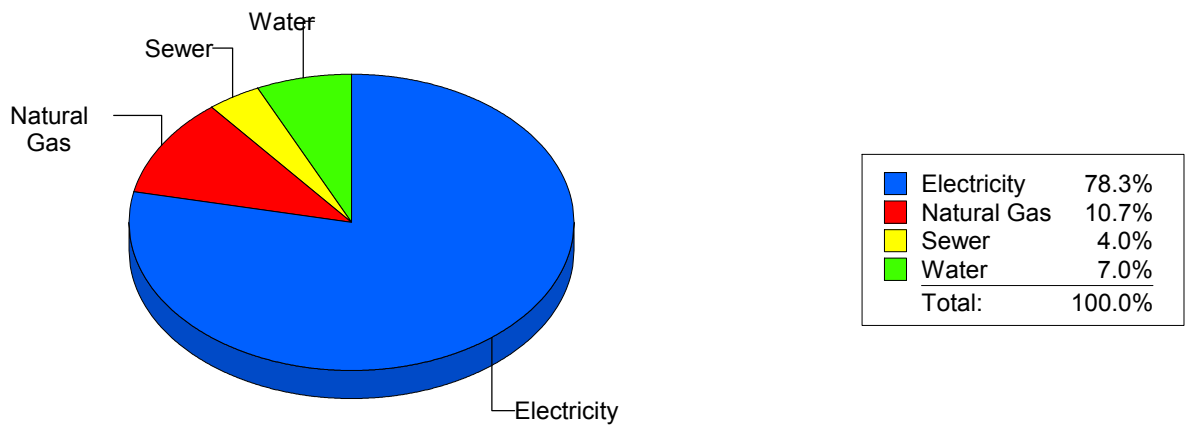
Cost Avoidance Program

Cost Summary Graph

Grouped by Energy Type

Energy Type	Use	Units	Meter Cost	Special Charges	Total Cost	Avg Unit Cost	% of Total Cost
Site: BARRON - BARRON							
Electricity	59,403	KWH	\$6,503.14	\$0.00	\$6,503.14	0.1095	78.33%
Natural Gas	110	CCF	\$889.40	\$0.00	\$889.40	8.0855	10.71%
Water	87	CCF	\$580.89	\$0.00	\$580.89	6.6769	7.00%
Sewer	66	CCF	\$328.71	\$0.00	\$328.71	4.9805	3.96%
Total Cost:			\$8,302.14	\$0.00	\$8,302.14		

For BARRON



Filters: Cost Center Name Not Equal To DoNotReport; Billing Period Equal To 201211All Meter CodesAll Group Names

elpaso

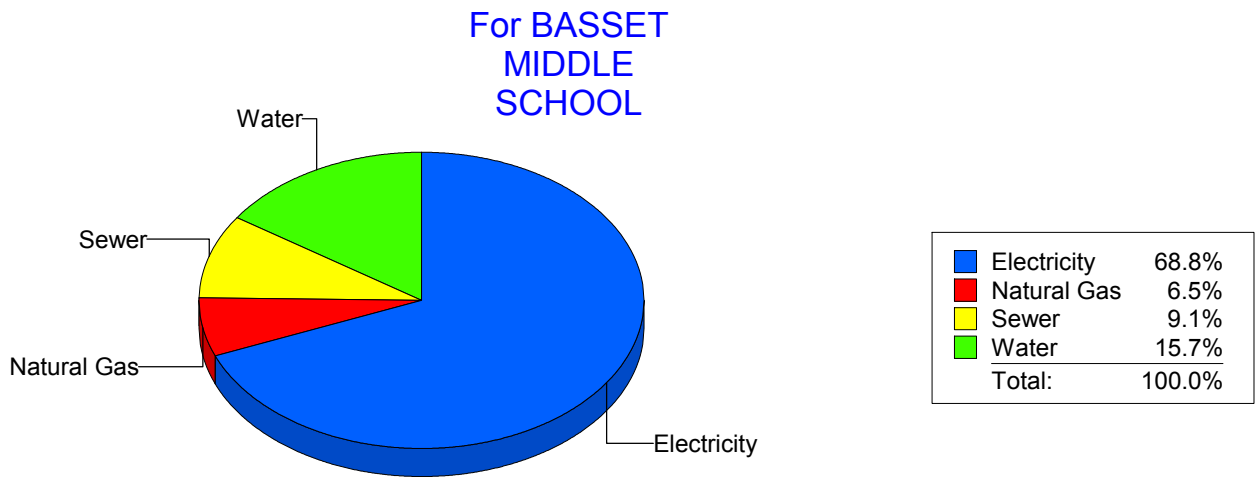
Energy CAP

Cost Avoidance Program

Cost Summary Graph

Grouped by Energy Type

Energy Type	Use	Units	Meter Cost	Special Charges	Total Cost	Avg Unit Cost	% of Total Cost
Site: BASSET MIDDLE SCHOOL - BASSET MIDDLE SCHOOL							
Electricity	51,742	KWH	\$6,564.48	\$0.00	\$6,564.48	0.1269	68.80%
Natural Gas	1,095	CCF	\$617.44	\$0.00	\$617.44	0.5639	6.47%
Water	763	CCF	\$1,493.41	\$0.00	\$1,493.41	1.9573	15.65%
Sewer	553	CCF	\$866.17	\$0.00	\$866.17	1.5663	9.08%
Total Cost:			\$9,541.50	\$0.00	\$9,541.50		



Filters: Cost Center Name Not Equal To DoNotReport; Billing Period Equal To 201211All Meter CodesAll Group Names

el paso

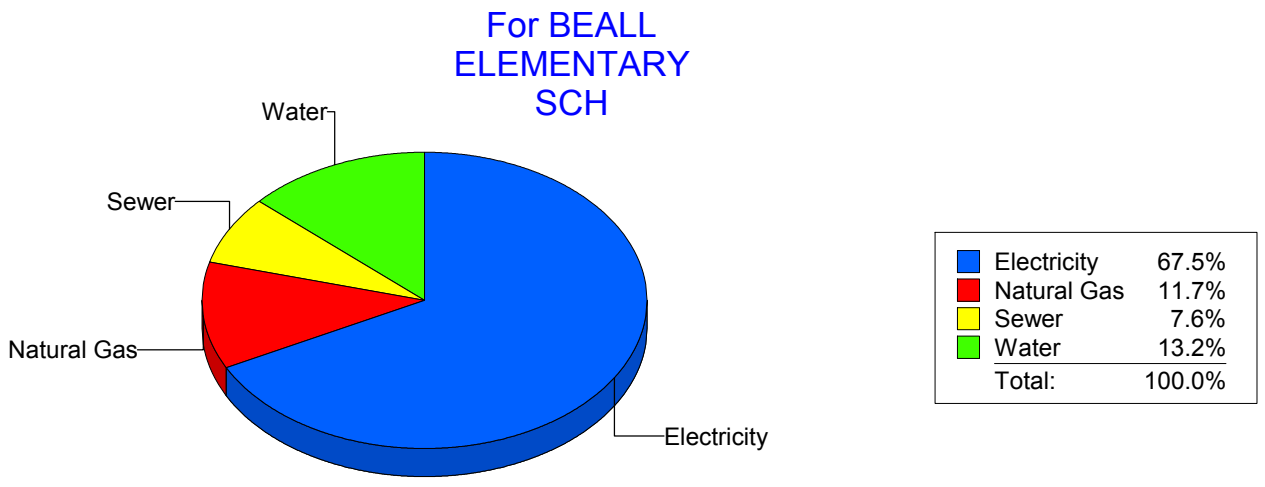
Energy CAP

Cost Avoidance Program

Cost Summary Graph

Grouped by Energy Type

Energy Type	Use	Units	Meter Cost	Special Charges	Total Cost	Avg Unit Cost	% of Total Cost
Site: BEALL ELEMENTARY SCH - BEALL ELEMENTARY SCH							
Electricity	20,818	KWH	\$2,261.52	\$0.00	\$2,261.52	0.1086	67.50%
Natural Gas	629	CCF	\$391.04	\$0.00	\$391.04	0.6217	11.67%
Water	172	CCF	\$443.51	\$0.00	\$443.51	2.5785	13.24%
Sewer	86	CCF	\$254.40	\$0.00	\$254.40	2.9581	7.59%
Total Cost:			\$3,350.47	\$0.00	\$3,350.47		



Filters: Cost Center Name Not Equal To DoNotReport; Billing Period Equal To 201211All Meter CodesAll Group Names

elpaso

Energy CAP

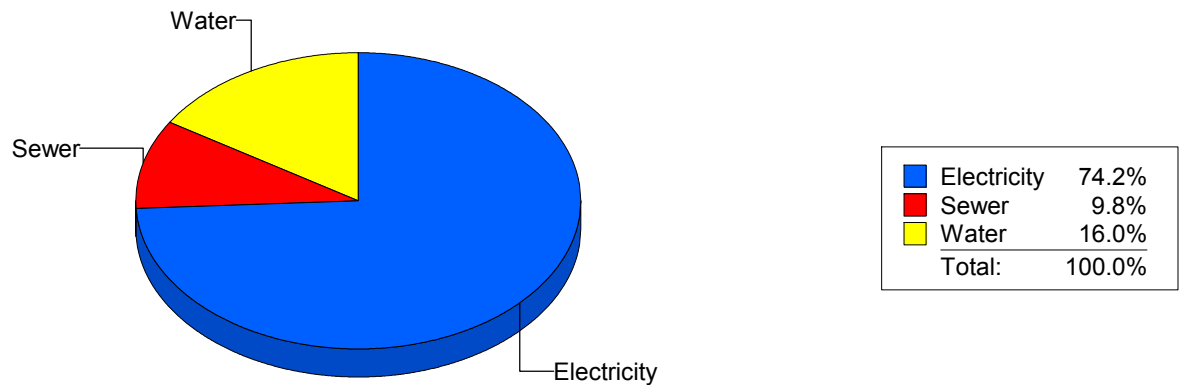
Cost Avoidance Program

Cost Summary Graph

Grouped by Energy Type

Energy Type	Use	Units	Meter Cost	Special Charges	Total Cost	Avg Unit Cost	% of Total Cost
Site: BLISS ELEMENTARY - BLISS ELEMENTARY							
Electricity	20,587	KWH	\$2,259.39	\$0.00	\$2,259.39	0.1097	74.22%
Water	216	CCF	\$486.96	\$0.00	\$486.96	2.2544	16.00%
Sewer	119	CCF	\$297.63	\$0.00	\$297.63	2.5011	9.78%
Total Cost:			\$3,043.98	\$0.00	\$3,043.98		

For BLISS ELEMENTARY



Filters: Cost Center Name Not Equal To DoNotReport; Billing Period Equal To 201211All Meter CodesAll Group Names

elpaso

Energy CAP

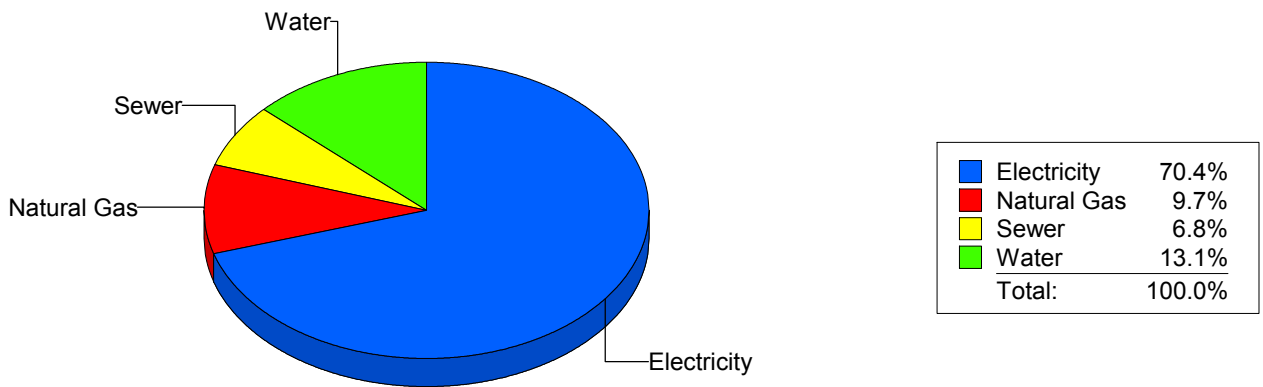
Cost Avoidance Program

Cost Summary Graph

Grouped by Energy Type

Energy Type	Use	Units	Meter Cost	Special Charges	Total Cost	Avg Unit Cost	% of Total Cost
Site: BOND - BOND ELEMENTARY							
Electricity	24,442	KWH	\$3,234.28	\$0.00	\$3,234.28	0.1323	70.38%
Natural Gas	756	CCF	\$447.49	\$0.00	\$447.49	0.5919	9.74%
Water	195	CCF	\$602.96	\$0.00	\$602.96	3.0921	13.12%
Sewer	79	CCF	\$310.65	\$0.00	\$310.65	3.9323	6.76%
Total Cost:			\$4,595.38	\$0.00	\$4,595.38		

For BOND ELEMENTARY



Filters: Cost Center Name Not Equal To DoNotReport; Billing Period Equal To 201211All Meter CodesAll Group Names

elpaso

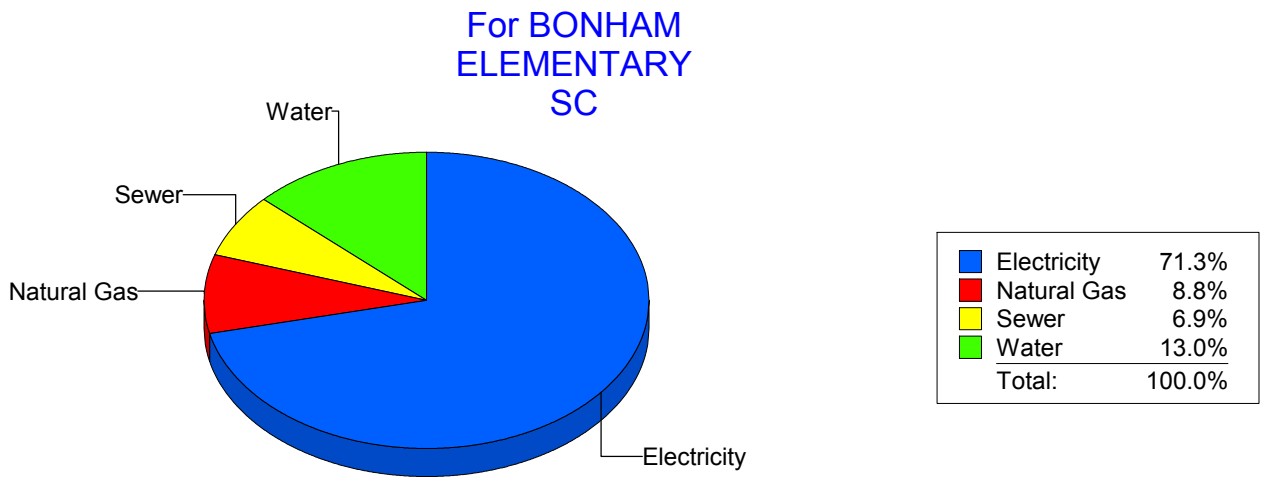
Energy CAP

Cost Avoidance Program

Cost Summary Graph

Grouped by Energy Type

Energy Type	Use	Units	Meter Cost	Special Charges	Total Cost	Avg Unit Cost	% of Total Cost
Site: BONHAM ELEMENTARY SC - BONHAM ELEMENTARY SC							
Electricity	21,658	KWH	\$3,236.39	\$0.00	\$3,236.39	0.1494	71.33%
Natural Gas	728	CCF	\$397.83	\$0.00	\$397.83	0.5465	8.77%
Water	272	CCF	\$588.71	\$0.00	\$588.71	2.1644	12.98%
Sewer	144	CCF	\$314.12	\$0.00	\$314.12	2.1814	6.92%
Total Cost:			\$4,537.05	\$0.00	\$4,537.05		



Filters: Cost Center Name Not Equal To DoNotReport; Billing Period Equal To 201211All Meter CodesAll Group Names

elpaso

Energy CAP

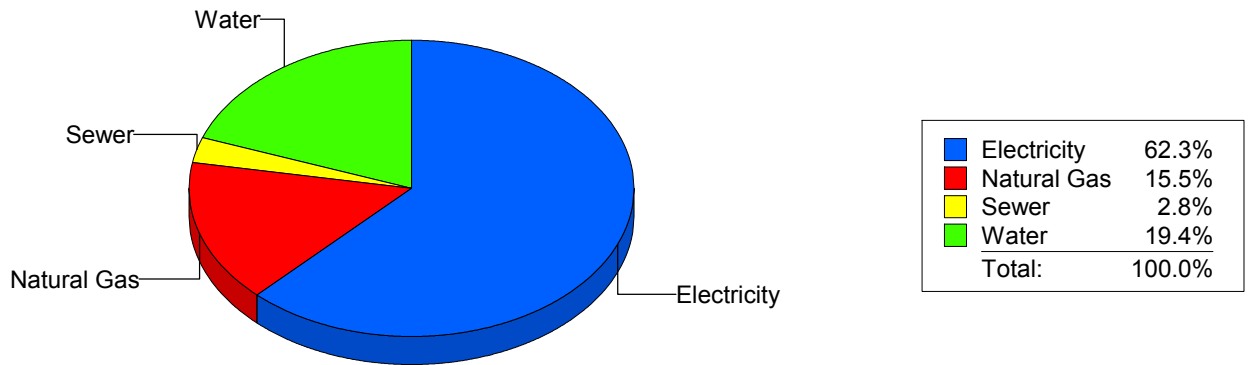
Cost Avoidance Program

Cost Summary Graph

Grouped by Energy Type

Energy Type	Use	Units	Meter Cost	Special Charges	Total Cost	Avg Unit Cost	% of Total Cost
Site: BOWIE HIGH SCHOOL - BOWIE HIGH SCHOOL							
Electricity	206,818	KWH	\$19,109.55	\$0.00	\$19,109.55	0.0924	62.32%
Natural Gas	9,680	CCF	\$4,759.53	\$0.00	\$4,759.53	0.4917	15.52%
Water	4,116	CCF	\$5,945.10	\$0.00	\$5,945.10	1.4444	19.39%
Sewer	325	CCF	\$849.91	\$0.00	\$849.91	2.6151	2.77%
Total Cost:			\$30,664.09	\$0.00	\$30,664.09		

For BOWIE HIGH SCHOOL



Filters: Cost Center Name Not Equal To DoNotReport; Billing Period Equal To 201211All Meter CodesAll Group Names

el Paso

Energy CAP

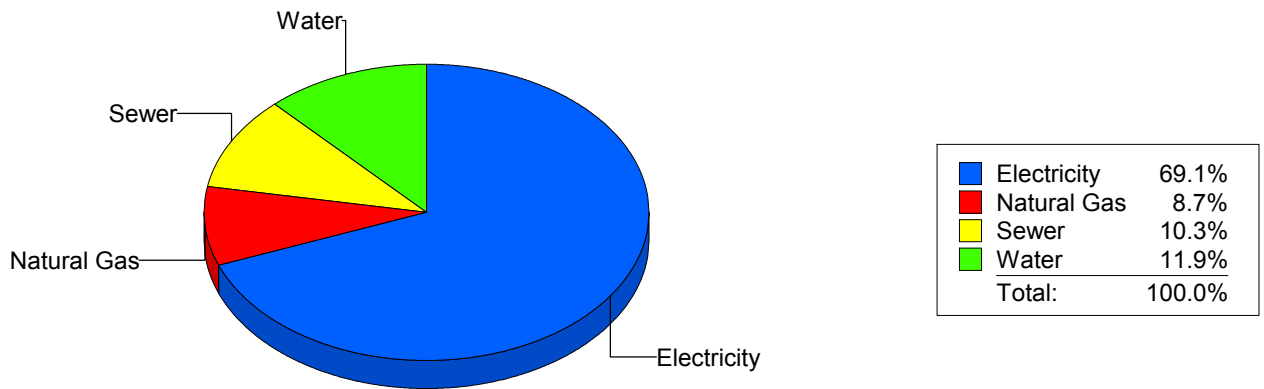
Cost Avoidance Program

Cost Summary Graph

Grouped by Energy Type

Energy Type	Use	Units	Meter Cost	Special Charges	Total Cost	Avg Unit Cost	% of Total Cost
Site: BRADLEY ELEMENTARY - BRADLEY ELEMENTARY							
Electricity	20,800	KWH	\$2,351.46	\$0.00	\$2,351.46	0.1131	69.13%
Natural Gas	521	CCF	\$296.20	\$0.00	\$296.20	0.5685	8.71%
Water	137	CCF	\$403.42	\$0.00	\$403.42	2.9447	11.86%
Sewer	101	CCF	\$350.62	\$0.00	\$350.62	3.4715	10.31%
Total Cost:			\$3,401.70	\$0.00	\$3,401.70		

For BRADLEY ELEMENTARY



Filters: Cost Center Name Not Equal To DoNotReport; Billing Period Equal To 201211All Meter CodesAll Group Names

elpaso

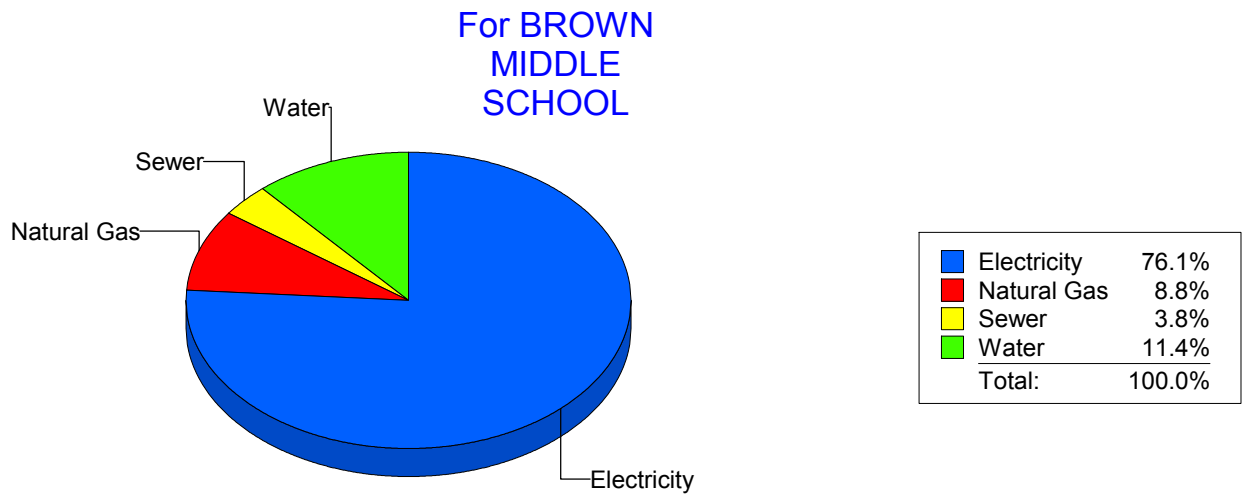
Energy CAP

Cost Avoidance Program

Cost Summary Graph

Grouped by Energy Type

Energy Type	Use	Units	Meter Cost	Special Charges	Total Cost	Avg Unit Cost	% of Total Cost
Site: BROWN MIDDLE SCHOOL - BROWN MIDDLE SCHOOL							
Electricity	89,400	KWH	\$8,756.15	\$0.00	\$8,756.15	0.0979	76.05%
Natural Gas	1,986	CCF	\$1,015.50	\$0.00	\$1,015.50	0.5113	8.82%
Water	462	CCF	\$1,307.07	\$0.00	\$1,307.07	2.8292	11.35%
Sewer	165	CCF	\$434.46	\$0.00	\$434.46	2.6331	3.77%
Total Cost:			\$11,513.18	\$0.00	\$11,513.18		



Filters: Cost Center Name Not Equal To DoNotReport; Billing Period Equal To 201211All Meter CodesAll Group Names

elpaso

Energy CAP

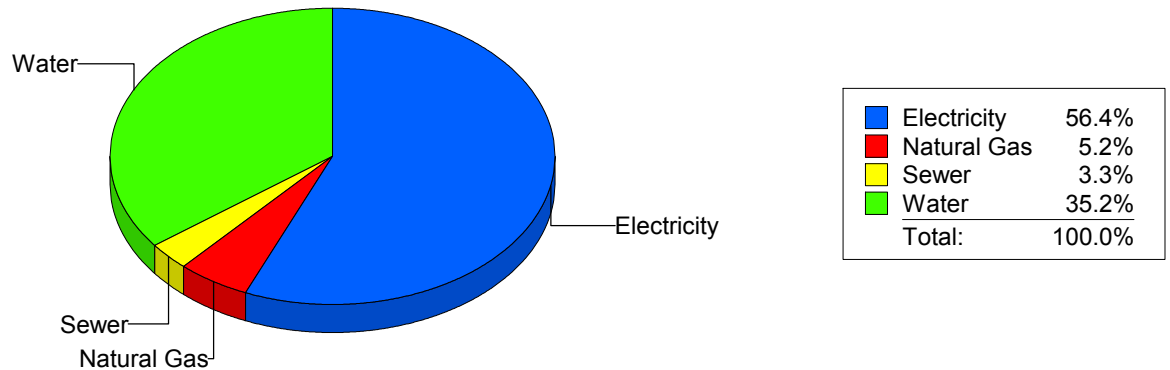
Cost Avoidance Program

Cost Summary Graph

Grouped by Energy Type

Energy Type	Use	Units	Meter Cost	Special Charges	Total Cost	Avg Unit Cost	% of Total Cost
Site: BURGESS HIGH SCHOOL - BURGESS HIGH SCHOOL							
Electricity	102,741	KWH	\$10,636.86	\$0.00	\$10,636.86	0.1035	56.39%
Natural Gas	1,751	CCF	\$975.54	\$0.00	\$975.54	0.5571	5.17%
Water	1,435	CCF	\$6,636.08	\$0.00	\$6,636.08	4.6244	35.18%
Sewer	194	CCF	\$614.19	\$0.00	\$614.19	3.1659	3.26%
Total Cost:			\$18,862.67	\$0.00	\$18,862.67		

For BURGESS HIGH SCHOOL



Filters: Cost Center Name Not Equal To DoNotReport; Billing Period Equal To 201211All Meter CodesAll Group Names

elpaso

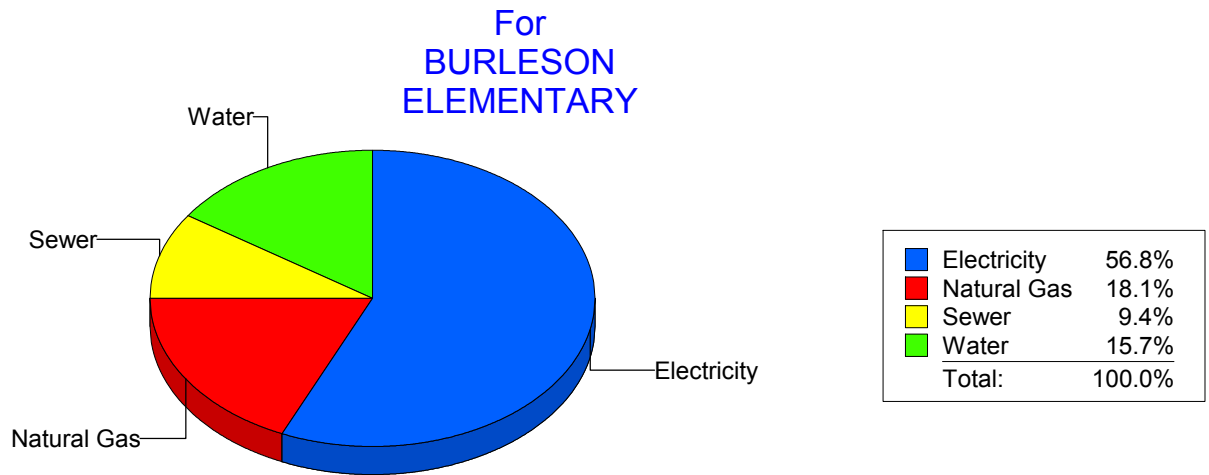
Energy CAP

Cost Avoidance Program

Cost Summary Graph

Grouped by Energy Type

Energy Type	Use	Units	Meter Cost	Special Charges	Total Cost	Avg Unit Cost	% of Total Cost
Site: BURLESON ELEMENTARY - BURLESON ELEMENTARY							
Electricity	19,382	KWH	\$2,090.65	\$0.00	\$2,090.65	0.1079	56.79%
Natural Gas	1,128	CCF	\$668.00	\$0.00	\$668.00	0.5922	18.15%
Water	335	CCF	\$576.76	\$0.00	\$576.76	1.7217	15.67%
Sewer	166	CCF	\$345.68	\$0.00	\$345.68	2.0824	9.39%
Total Cost:			\$3,681.09	\$0.00	\$3,681.09		



Filters: Cost Center Name Not Equal To DoNotReport; Billing Period Equal To 201211All Meter CodesAll Group Names

el paso

Energy CAP

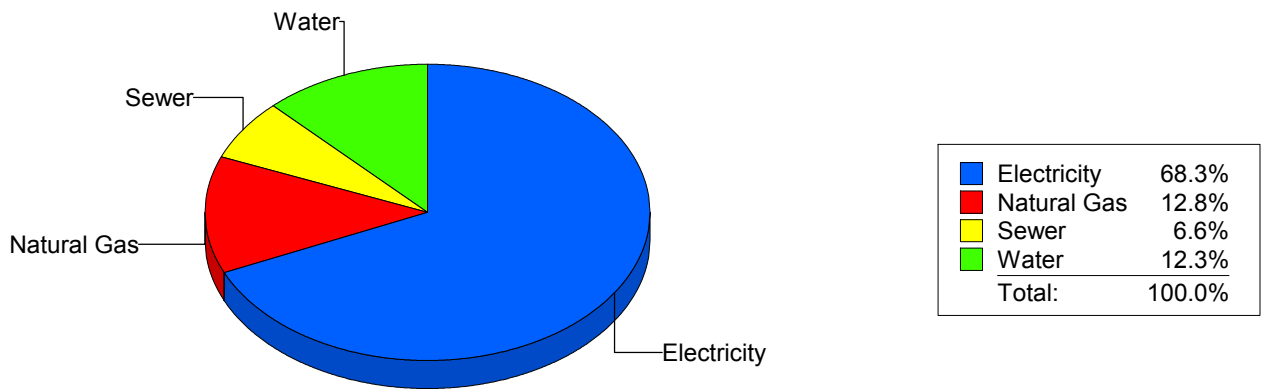
Cost Avoidance Program

Cost Summary Graph

Grouped by Energy Type

Energy Type	Use	Units	Meter Cost	Special Charges	Total Cost	Avg Unit Cost	% of Total Cost
Site: BURNET ELEMENTARY - BURNET ELEMENTARY							
Electricity	19,517	KWH	\$2,654.87	\$0.00	\$2,654.87	0.1360	68.29%
Natural Gas	768	CCF	\$498.61	\$0.00	\$498.61	0.6492	12.83%
Water	194	CCF	\$476.37	\$0.00	\$476.37	2.4555	12.25%
Sewer	99	CCF	\$257.91	\$0.00	\$257.91	2.6052	6.63%
Total Cost:			\$3,887.76	\$0.00	\$3,887.76		

For BURNET ELEMENTARY



Filters: Cost Center Name Not Equal To DoNotReport; Billing Period Equal To 201211All Meter CodesAll Group Names

elpaso

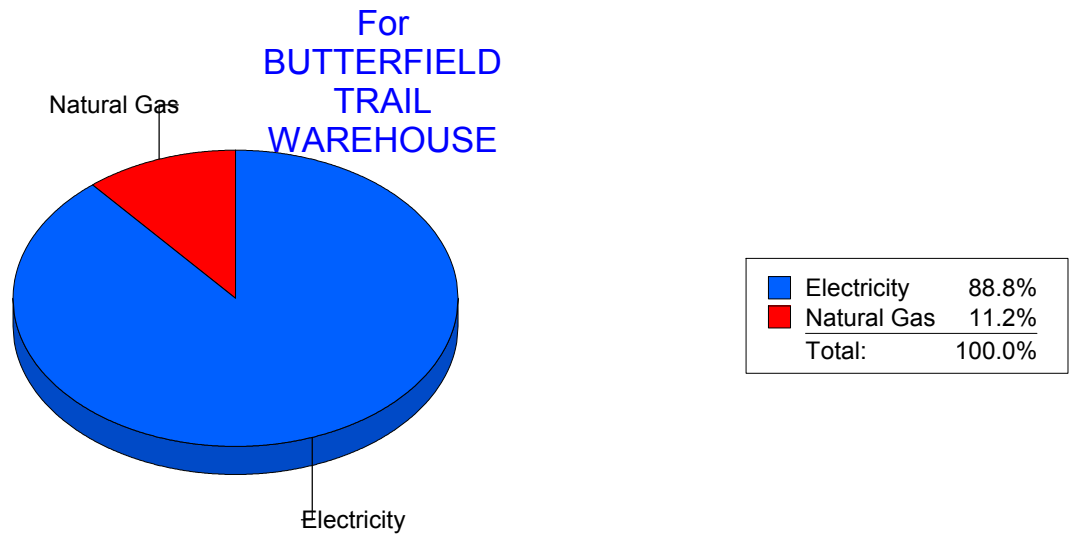
Energy CAP

Cost Avoidance Program

Cost Summary Graph

Grouped by Energy Type

Energy Type	Use	Units	Meter Cost	Special Charges	Total Cost	Avg Unit Cost	% of Total Cost
Site: BUTTERFIELDTRAILWAREHOUSE - BUTTERFIELD TRAIL WAREHOUSE							
Electricity	3,300	KWH	\$341.15	\$0.00	\$341.15	0.1034	88.81%
Natural Gas	3	CCF	\$43.00	\$0.00	\$43.00	14.3333	11.19%
Total Cost:			\$384.15	\$0.00	\$384.15		



Filters: Cost Center Name Not Equal To DoNotReport; Billing Period Equal To 201211All Meter CodesAll Group Names

el Paso

Energy CAP

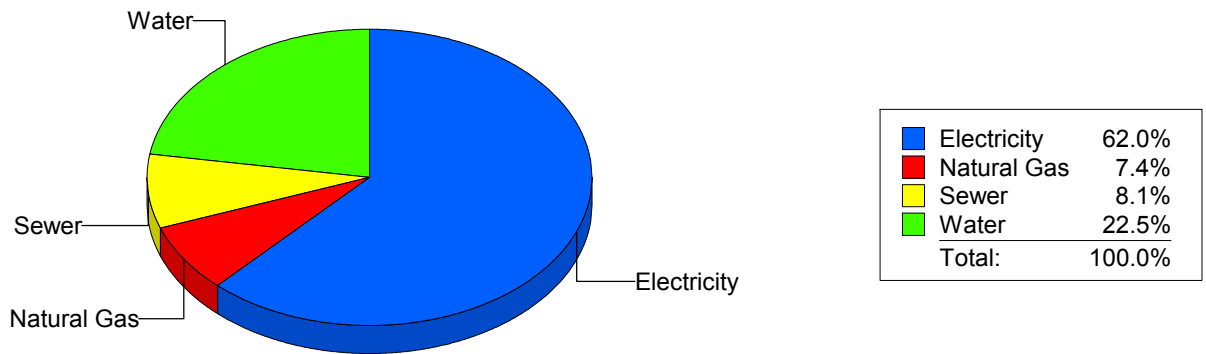
Cost Avoidance Program

Cost Summary Graph

Grouped by Energy Type

Energy Type	Use	Units	Meter Cost	Special Charges	Total Cost	Avg Unit Cost	% of Total Cost
Site: CANYON HILLS MIDDLE - CANYON HILLS MIDDLE							
Electricity	51,066	KWH	\$5,388.75	\$0.00	\$5,388.75	0.1055	62.04%
Natural Gas	1,154	CCF	\$641.09	\$0.00	\$641.09	0.5555	7.38%
Water	616	CCF	\$1,955.52	\$0.00	\$1,955.52	3.1745	22.51%
Sewer	202	CCF	\$701.24	\$0.00	\$701.24	3.4715	8.07%
Total Cost:			\$8,686.60	\$0.00	\$8,686.60		

For CANYON HILLS MIDDLE



Filters: Cost Center Name Not Equal To DoNotReport; Billing Period Equal To 201211All Meter CodesAll Group Names

elpaso

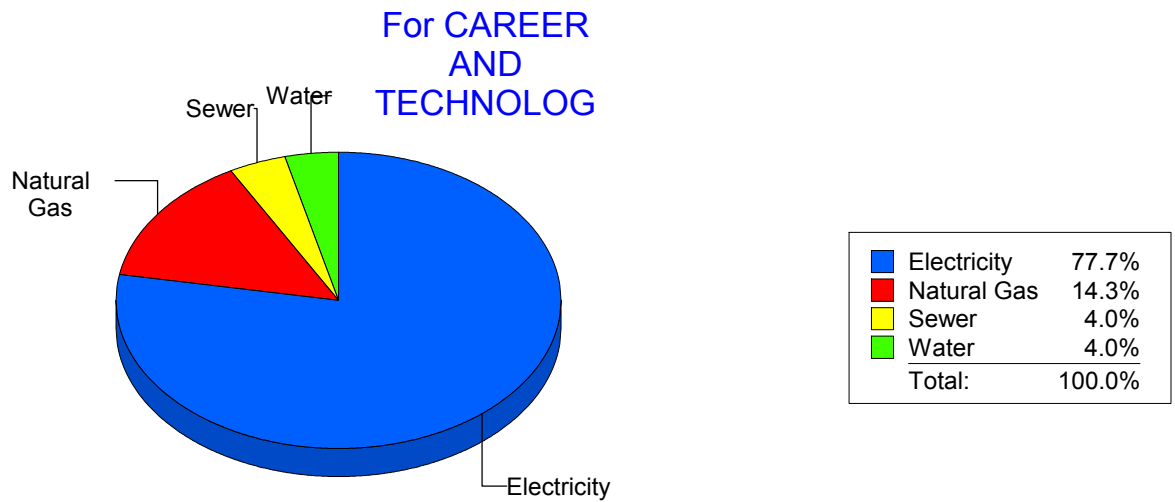
Energy CAP

Cost Avoidance Program

Cost Summary Graph

Grouped by Energy Type

Energy Type	Use	Units	Meter Cost	Special Charges	Total Cost	Avg Unit Cost	% of Total Cost
Site: CAREER AND TECHNOLOG - CAREER AND TECHNOLOG							
Electricity	82,160	KWH	\$8,541.12	\$0.00	\$8,541.12	0.1040	77.72%
Natural Gas	3,116	CCF	\$1,569.14	\$0.00	\$1,569.14	0.5036	14.28%
Water	161	CCF	\$434.89	\$0.00	\$434.89	2.7012	3.96%
Sewer	192	CCF	\$444.22	\$0.00	\$444.22	2.3136	4.04%
Total Cost:			\$10,989.37	\$0.00	\$10,989.37		



Filters: Cost Center Name Not Equal To DoNotReport; Billing Period Equal To 201211All Meter CodesAll Group Names

elpaso

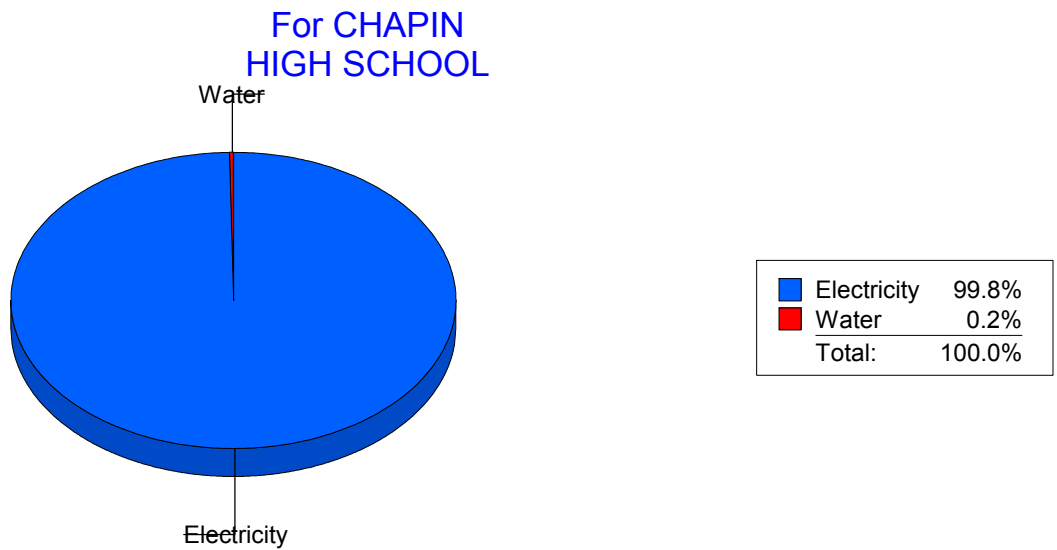
Energy CAP

Cost Avoidance Program

Cost Summary Graph

Grouped by Energy Type

Energy Type	Use	Units	Meter Cost	Special Charges	Total Cost	Avg Unit Cost	% of Total Cost
Site: CHAPIN HIGH SCHOOL - CHAPIN HIGH SCHOOL							
Electricity	239,973	KWH	\$23,656.92	\$0.00	\$23,656.92	0.0986	99.81%
Water	0	CCF	\$44.96	\$0.00	\$44.96	0.0000	0.19%
Total Cost:			\$23,701.88	\$0.00	\$23,701.88		



Filters: Cost Center Name Not Equal To DoNotReport; Billing Period Equal To 201211All Meter CodesAll Group Names

elpaso

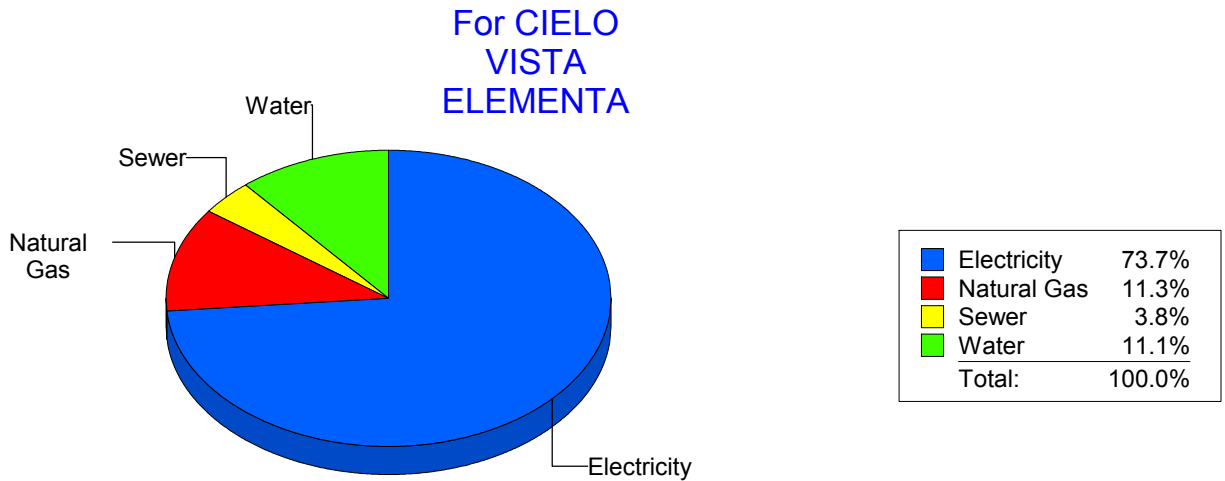
Energy CAP

Cost Avoidance Program

Cost Summary Graph

Grouped by Energy Type

Energy Type	Use	Units	Meter Cost	Special Charges	Total Cost	Avg Unit Cost	% of Total Cost
Site: CIELO VISTA ELEMENTA - CIELO VISTA ELEMENTA							
Electricity	41,620	KWH	\$4,970.16	\$0.00	\$4,970.16	0.1194	73.72%
Natural Gas	1,402	CCF	\$764.45	\$0.00	\$764.45	0.5453	11.34%
Water	277	CCF	\$751.53	\$0.00	\$751.53	2.7131	11.15%
Sewer	87	CCF	\$255.71	\$0.00	\$255.71	2.9392	3.79%
Total Cost:			\$6,741.85	\$0.00	\$6,741.85		



Filters: Cost Center Name Not Equal To DoNotReport; Billing Period Equal To 201211All Meter CodesAll Group Names

elpaso

Energy CAP

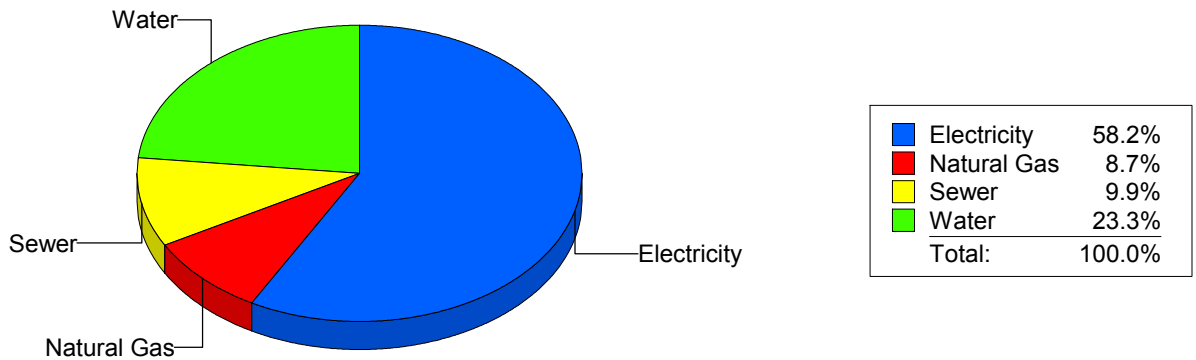
Cost Avoidance Program

Cost Summary Graph

Grouped by Energy Type

Energy Type	Use	Units	Meter Cost	Special Charges	Total Cost	Avg Unit Cost	% of Total Cost
Site: CLARDY ELEMENTARY SC - CLARDY ELEMENTARY SC							
Electricity	25,055	KWH	\$3,121.39	\$0.00	\$3,121.39	0.1246	58.15%
Natural Gas	786	CCF	\$464.77	\$0.00	\$464.77	0.5913	8.66%
Water	542	CCF	\$1,248.26	\$0.00	\$1,248.26	2.3031	23.25%
Sewer	250	CCF	\$533.35	\$0.00	\$533.35	2.1334	9.94%
Total Cost:			\$5,367.77	\$0.00	\$5,367.77		

For CLARDY
ELEMENTARY
SC



Filters: Cost Center Name Not Equal To DoNotReport; Billing Period Equal To 201211All Meter CodesAll Group Names

elpaso

Energy CAP

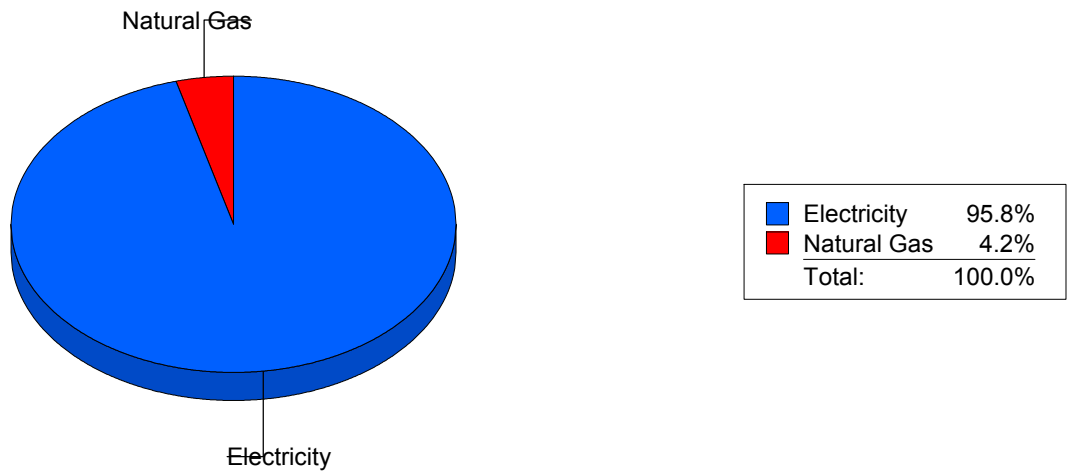
Cost Avoidance Program

Cost Summary Graph

Grouped by Energy Type

Energy Type	Use	Units	Meter Cost	Special Charges	Total Cost	Avg Unit Cost	% of Total Cost
Site: CLENDININ - CLENDININ							
Electricity	35,250	KWH	\$5,097.44	\$0.00	\$5,097.44	0.1446	95.77%
Natural Gas	381	CCF	\$225.03	\$0.00	\$225.03	0.5906	4.23%
Total Cost:			\$5,322.47	\$0.00	\$5,322.47		

For CLENDININ



Filters: Cost Center Name Not Equal To DoNotReport; Billing Period Equal To 201211All Meter CodesAll Group Names

elpaso

Energy CAP

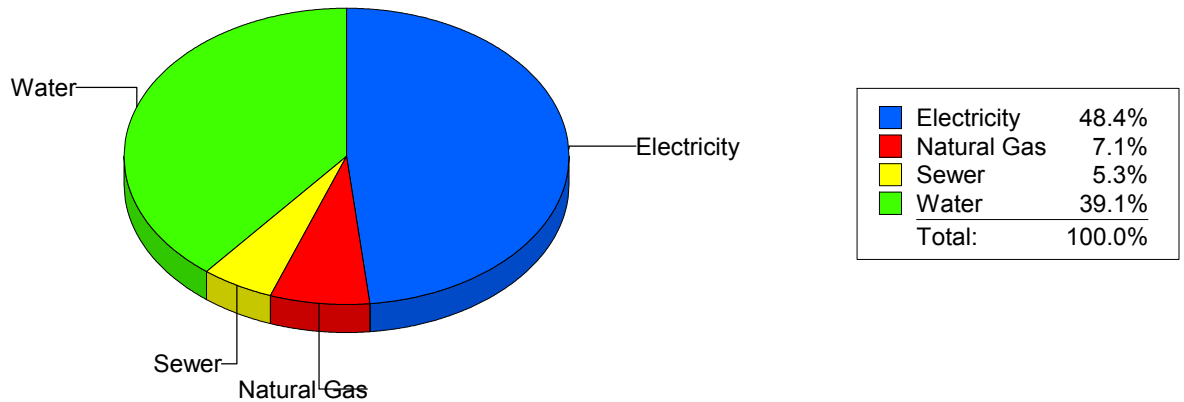
Cost Avoidance Program

Cost Summary Graph

Grouped by Energy Type

Energy Type	Use	Units	Meter Cost	Special Charges	Total Cost	Avg Unit Cost	% of Total Cost
Site: COLDWELL INTERMEDIAT - COLDWELL INTERMEDIAT							
Electricity	23,698	KWH	\$2,668.69	\$0.00	\$2,668.69	0.1126	48.42%
Natural Gas	549	CCF	\$393.29	\$0.00	\$393.29	0.7164	7.14%
Water	513	CCF	\$2,157.64	\$0.00	\$2,157.64	4.2059	39.15%
Sewer	86	CCF	\$291.84	\$0.00	\$291.84	3.3935	5.30%
Total Cost:			\$5,511.46	\$0.00	\$5,511.46		

For
COLDWELL
INTERMEDIAT



Filters: Cost Center Name Not Equal To DoNotReport; Billing Period Equal To 201211All Meter CodesAll Group Names

elpaso

Energy CAP

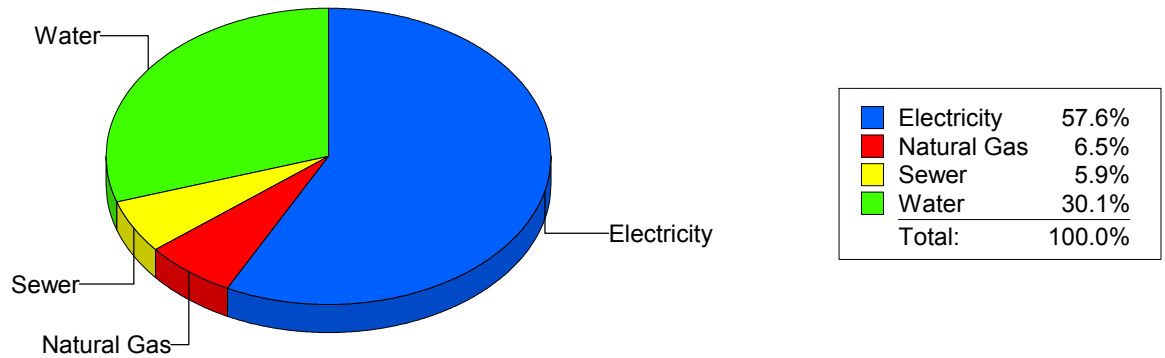
Cost Avoidance Program

Cost Summary Graph

Grouped by Energy Type

Energy Type	Use	Units	Meter Cost	Special Charges	Total Cost	Avg Unit Cost	% of Total Cost
Site: COLLINS ELEMENTARY - COLLINS ELEMENTARY							
Electricity	39,730	KWH	\$4,328.27	\$0.00	\$4,328.27	0.1089	57.59%
Natural Gas	839	CCF	\$484.73	\$0.00	\$484.73	0.5777	6.45%
Water	619	CCF	\$2,261.63	\$0.00	\$2,261.63	3.6537	30.09%
Sewer	228	CCF	\$440.42	\$0.00	\$440.42	1.9317	5.86%
Total Cost:			\$7,515.05	\$0.00	\$7,515.05		

For COLLINS ELEMENTARY



Filters: Cost Center Name Not Equal To DoNotReport; Billing Period Equal To 201211All Meter CodesAll Group Names

elpaso

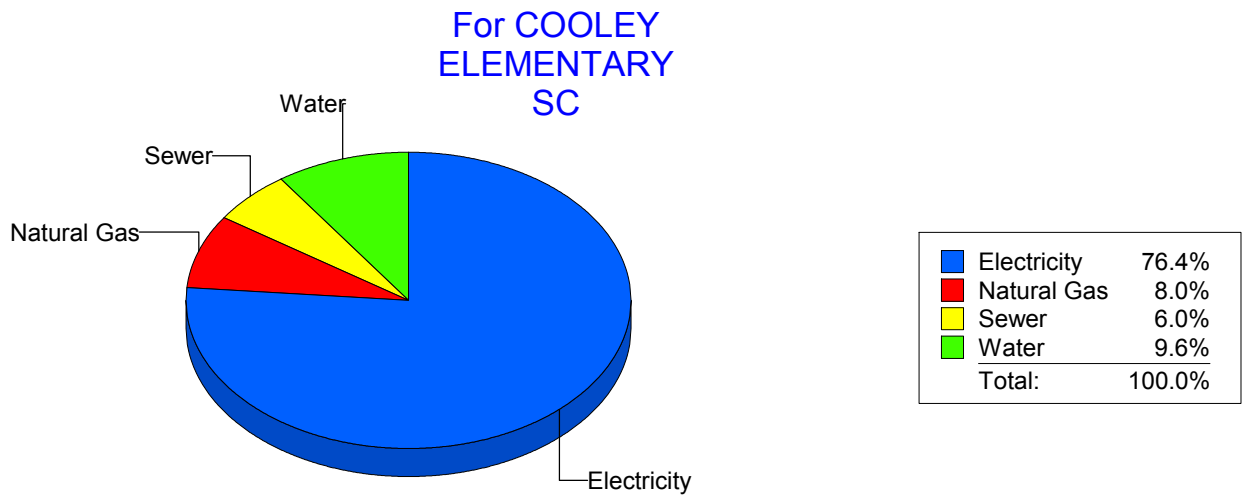
Energy CAP

Cost Avoidance Program

Cost Summary Graph

Grouped by Energy Type

Energy Type	Use	Units	Meter Cost	Special Charges	Total Cost	Avg Unit Cost	% of Total Cost
Site: COOLEY ELEMENTARY SC - COOLEY ELEMENTARY SC							
Electricity	79,600	KWH	\$7,403.34	\$0.00	\$7,403.34	0.0930	76.35%
Natural Gas	1,430	CCF	\$778.66	\$0.00	\$778.66	0.5445	8.03%
Water	283	CCF	\$932.64	\$0.00	\$932.64	3.2955	9.62%
Sewer	150	CCF	\$581.53	\$0.00	\$581.53	3.8769	6.00%
Total Cost:			\$9,696.17	\$0.00	\$9,696.17		



Filters: Cost Center Name Not Equal To DoNotReport; Billing Period Equal To 201211All Meter CodesAll Group Names

elpaso

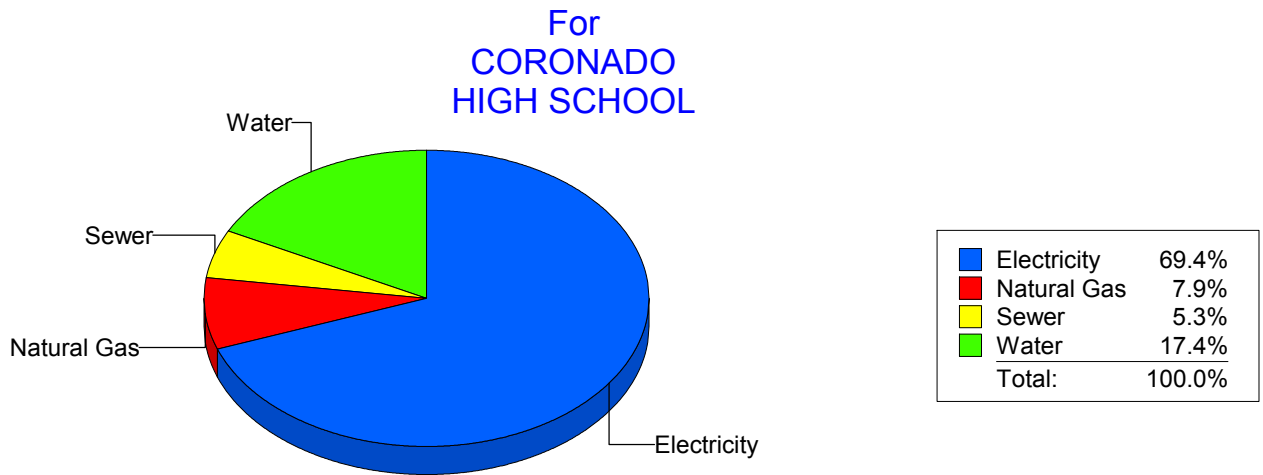
Energy CAP

Cost Avoidance Program

Cost Summary Graph

Grouped by Energy Type

Energy Type	Use	Units	Meter Cost	Special Charges	Total Cost	Avg Unit Cost	% of Total Cost
Site: CORONADO HIGH SCHOOL - CORONADO HIGH SCHOOL							
Electricity	172,481	KWH	\$18,605.01	\$0.00	\$18,605.01	0.1079	69.42%
Natural Gas	4,095	CCF	\$2,116.62	\$0.00	\$2,116.62	0.5169	7.90%
Water	3,506	CCF	\$4,664.25	\$0.00	\$4,664.25	1.3304	17.40%
Sewer	897	CCF	\$1,414.20	\$0.00	\$1,414.20	1.5766	5.28%
Total Cost:			\$26,800.08	\$0.00	\$26,800.08		



Filters: Cost Center Name Not Equal To DoNotReport; Billing Period Equal To 201211All Meter CodesAll Group Names

elpaso

Energy CAP

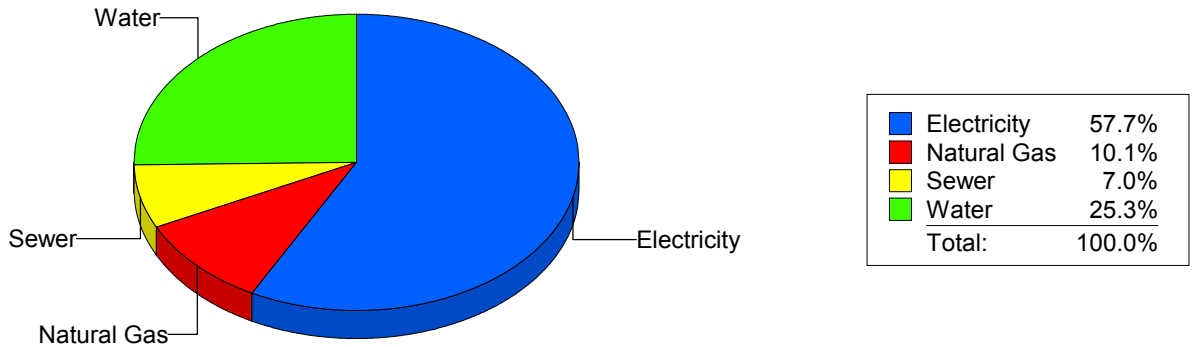
Cost Avoidance Program

Cost Summary Graph

Grouped by Energy Type

Energy Type	Use	Units	Meter Cost	Special Charges	Total Cost	Avg Unit Cost	% of Total Cost
Site: CROCKETT - CROCKETT ELEMENTARY							
Electricity	21,800	KWH	\$2,431.18	\$0.00	\$2,431.18	0.1115	57.67%
Natural Gas	781	CCF	\$423.86	\$0.00	\$423.86	0.5427	10.05%
Water	339	CCF	\$1,064.68	\$0.00	\$1,064.68	3.1406	25.26%
Sewer	128	CCF	\$295.90	\$0.00	\$295.90	2.3117	7.02%
Total Cost:			\$4,215.62	\$0.00	\$4,215.62		

For
CROCKETT
ELEMENTARY



Filters: Cost Center Name Not Equal To DoNotReport; Billing Period Equal To 201211All Meter CodesAll Group Names

elpaso

Energy CAP

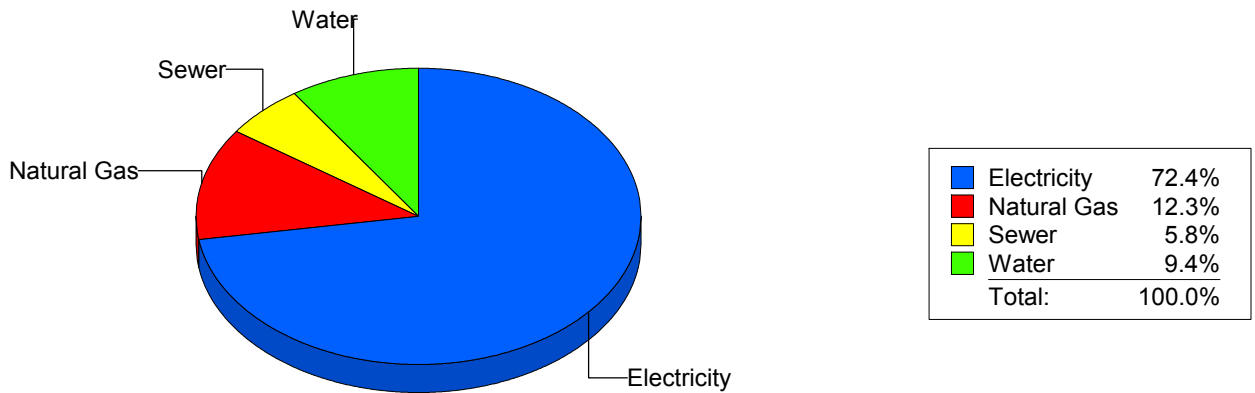
Cost Avoidance Program

Cost Summary Graph

Grouped by Energy Type

Energy Type	Use	Units	Meter Cost	Special Charges	Total Cost	Avg Unit Cost	% of Total Cost
Site: CROSBY ELEMENTARY - CROSBY ELEMENTARY							
Electricity	27,700	KWH	\$3,049.64	\$0.00	\$3,049.64	0.1101	72.39%
Natural Gas	891	CCF	\$519.70	\$0.00	\$519.70	0.5833	12.34%
Water	164	CCF	\$397.55	\$0.00	\$397.55	2.4241	9.44%
Sewer	90	CCF	\$246.12	\$0.00	\$246.12	2.7347	5.84%
Total Cost:			\$4,213.01	\$0.00	\$4,213.01		

For CROSBY ELEMENTARY



Filters: Cost Center Name Not Equal To DoNotReport; Billing Period Equal To 201211All Meter CodesAll Group Names

el paso

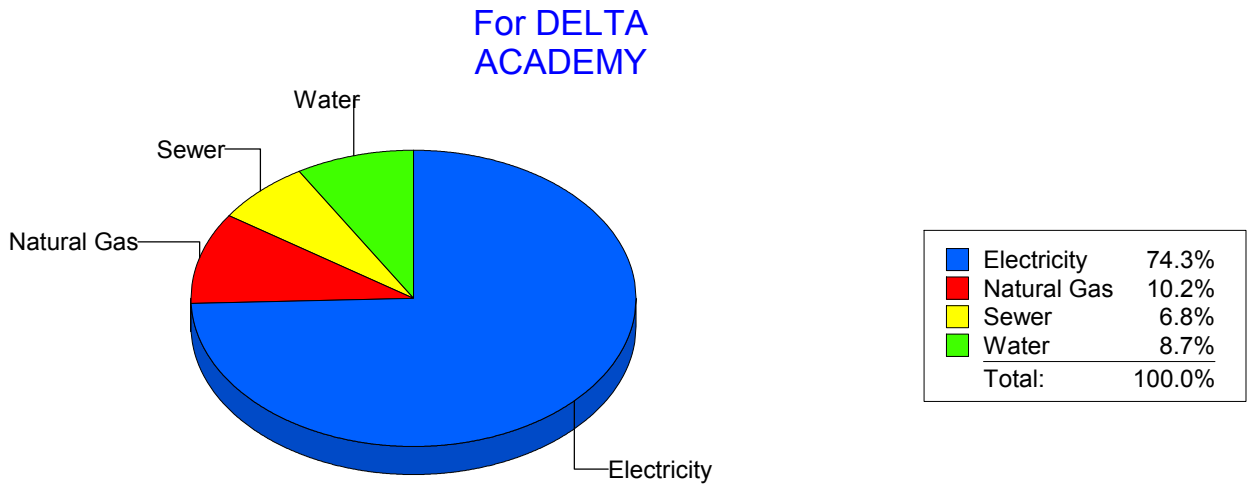
Energy CAP

Cost Avoidance Program

Cost Summary Graph

Grouped by Energy Type

Energy Type	Use	Units	Meter Cost	Special Charges	Total Cost	Avg Unit Cost	% of Total Cost
Site: DELTA ACADEMY - DELTA ACADEMY							
Electricity	7,976	KWH	\$589.12	\$0.00	\$589.12	0.0739	74.32%
Natural Gas	138	CCF	\$80.81	\$0.00	\$80.81	0.5856	10.20%
Water	23	CCF	\$69.04	\$0.00	\$69.04	3.0017	8.71%
Sewer	18	CCF	\$53.67	\$0.00	\$53.67	2.9817	6.77%
Total Cost:			\$792.64	\$0.00	\$792.64		



Filters: Cost Center Name Not Equal To DoNotReport; Billing Period Equal To 201211All Meter CodesAll Group Names

elpaso

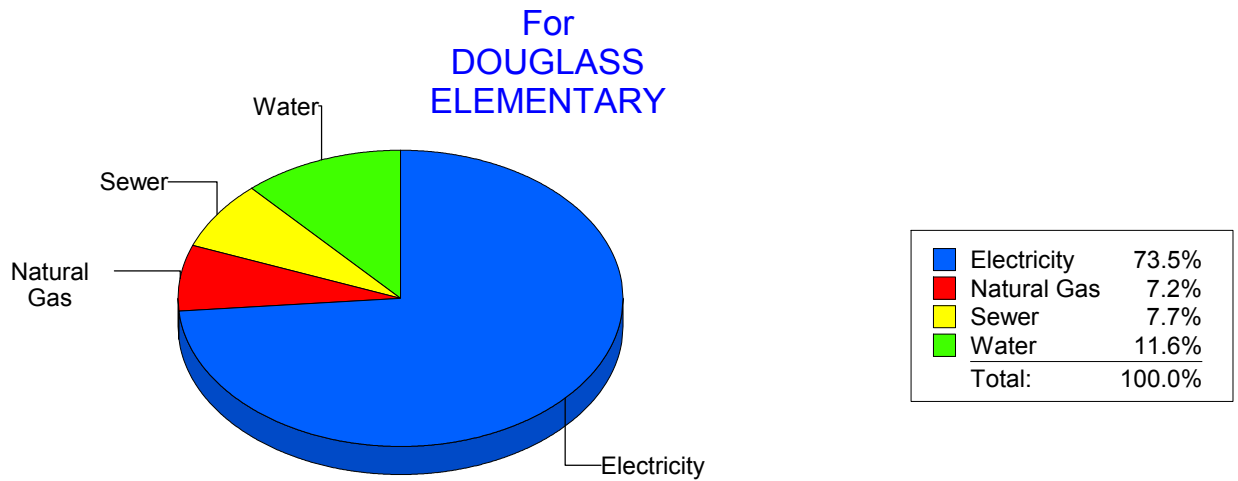
Energy CAP

Cost Avoidance Program

Cost Summary Graph

Grouped by Energy Type

Energy Type	Use	Units	Meter Cost	Special Charges	Total Cost	Avg Unit Cost	% of Total Cost
Site: DOUGLASS ELEMENTARY - DOUGLASS ELEMENTARY							
Electricity	30,969	KWH	\$3,196.15	\$0.00	\$3,196.15	0.1032	73.54%
Natural Gas	474	CCF	\$313.11	\$0.00	\$313.11	0.6606	7.20%
Water	211	CCF	\$504.20	\$0.00	\$504.20	2.3896	11.60%
Sewer	119	CCF	\$332.71	\$0.00	\$332.71	2.7959	7.66%
Total Cost:			\$4,346.17	\$0.00	\$4,346.17		



Filters: Cost Center Name Not Equal To DoNotReport; Billing Period Equal To 201211All Meter CodesAll Group Names

elpaso

Energy CAP

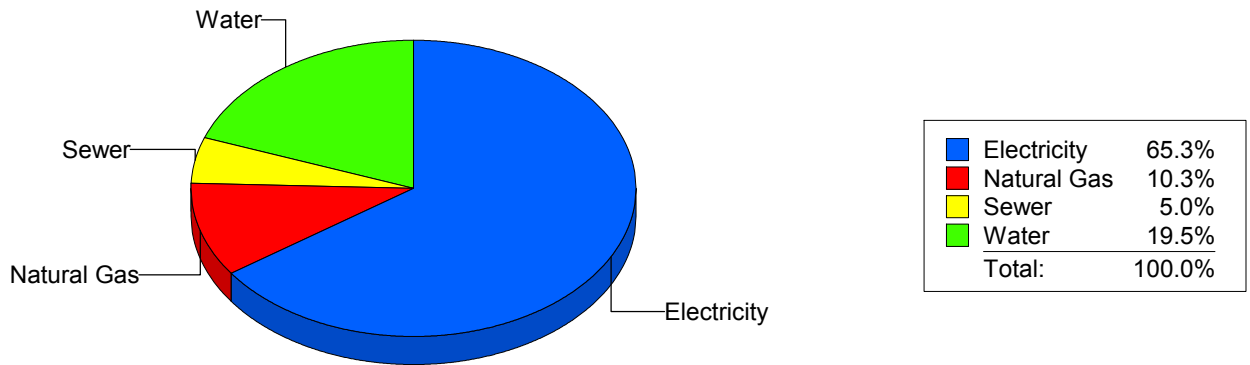
Cost Avoidance Program

Cost Summary Graph

Grouped by Energy Type

Energy Type	Use	Units	Meter Cost	Special Charges	Total Cost	Avg Unit Cost	% of Total Cost
Site: DOWELL ELEMENTARY - DOWELL ELEMENTARY							
Electricity	16,197	KWH	\$1,860.29	\$0.00	\$1,860.29	0.1149	65.29%
Natural Gas	513	CCF	\$292.20	\$0.00	\$292.20	0.5696	10.26%
Water	254	CCF	\$555.43	\$0.00	\$555.43	2.1867	19.49%
Sewer	69	CCF	\$141.35	\$0.00	\$141.35	2.0486	4.96%
Total Cost:			\$2,849.27	\$0.00	\$2,849.27		

For DOWELL ELEMENTARY



Filters: Cost Center Name Not Equal To DoNotReport; Billing Period Equal To 201211All Meter CodesAll Group Names

el Paso

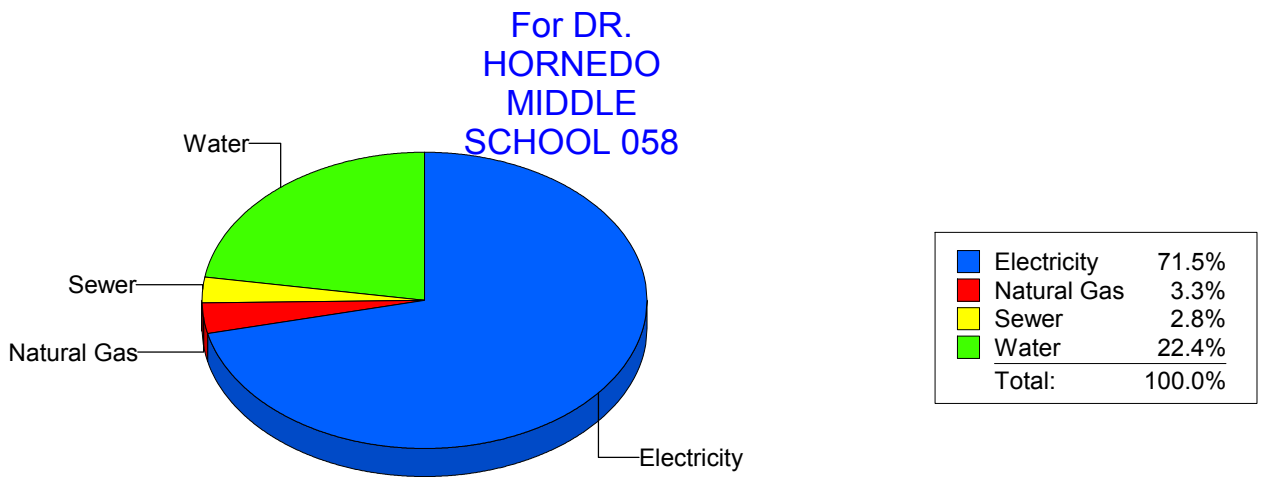
Energy CAP

Cost Avoidance Program

Cost Summary Graph

Grouped by Energy Type

Energy Type	Use	Units	Meter Cost	Special Charges	Total Cost	Avg Unit Cost	% of Total Cost
Site: DRHORNEDOMIDDLESCHOOL - DR. HORNEDO MIDDLE SCHOOL 058							
Electricity	80,600	KWH	\$8,403.65	\$0.00	\$8,403.65	0.1043	71.51%
Natural Gas	710	CCF	\$389.00	\$0.00	\$389.00	0.5479	3.31%
Water	744	CCF	\$2,633.90	\$0.00	\$2,633.90	3.5402	22.41%
Sewer	81	CCF	\$324.42	\$0.00	\$324.42	4.0052	2.76%
Total Cost:			\$11,750.97	\$0.00	\$11,750.97		



Filters: Cost Center Name Not Equal To DoNotReport; Billing Period Equal To 201211All Meter CodesAll Group Names

elpaso

Energy CAP

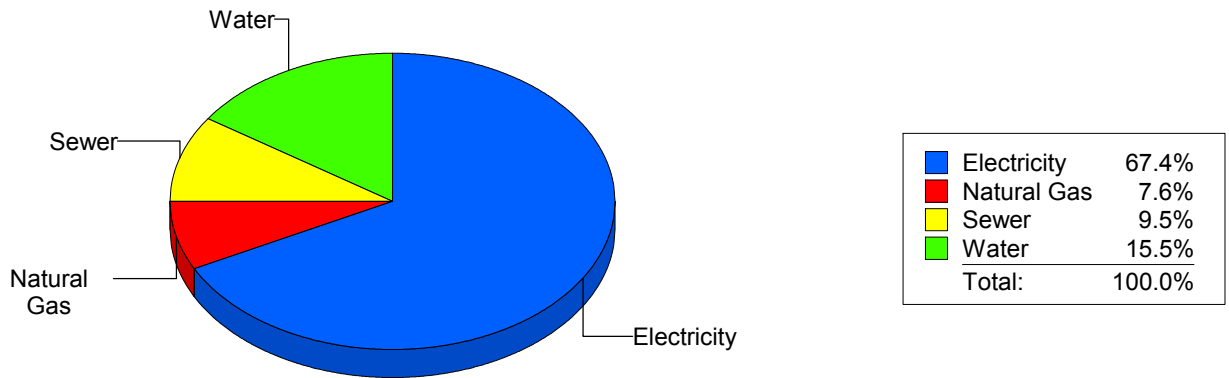
Cost Avoidance Program

Cost Summary Graph

Grouped by Energy Type

Energy Type	Use	Units	Meter Cost	Special Charges	Total Cost	Avg Unit Cost	% of Total Cost
Site: DR. L.A. NIXON ELEME - DR. L.A. NIXON ELEME							
Electricity	34,680	KWH	\$3,940.40	\$0.00	\$3,940.40	0.1136	67.37%
Natural Gas	738	CCF	\$444.56	\$0.00	\$444.56	0.6024	7.60%
Water	397	CCF	\$907.20	\$0.00	\$907.20	2.2851	15.51%
Sewer	229	CCF	\$556.80	\$0.00	\$556.80	2.4314	9.52%
Total Cost:			\$5,848.96	\$0.00	\$5,848.96		

For DR. L.A. NIXON ELEME



Filters: Cost Center Name Not Equal To DoNotReport; Billing Period Equal To 201211All Meter CodesAll Group Names

elpaso

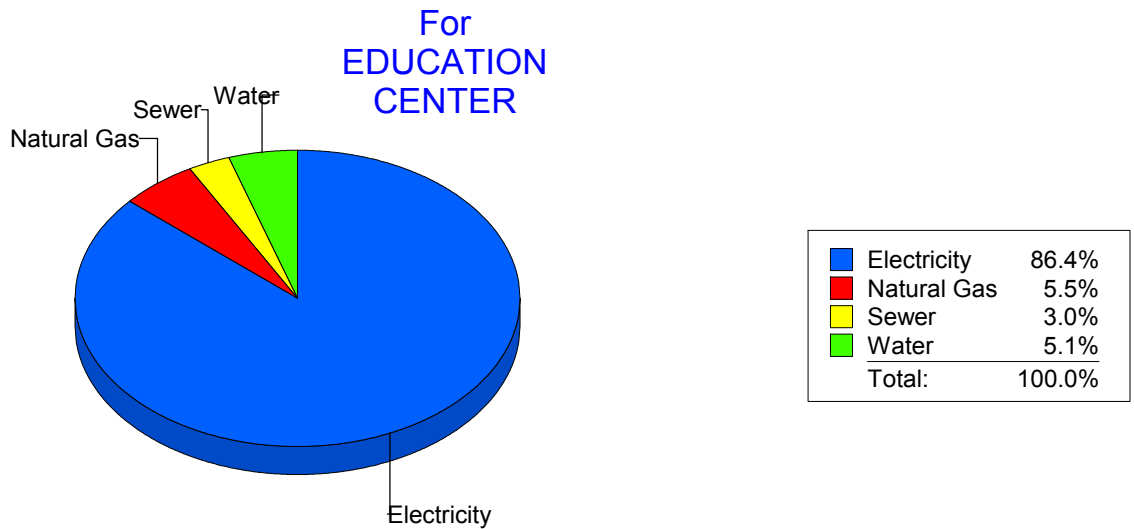
Energy CAP

Cost Avoidance Program

Cost Summary Graph

Grouped by Energy Type

Energy Type	Use	Units	Meter Cost	Special Charges	Total Cost	Avg Unit Cost	% of Total Cost
Site: EDUCATION CENTER - EDUCATION CENTER							
Electricity	235,286	KWH	\$20,867.43	\$0.00	\$20,867.43	0.0887	86.40%
Natural Gas	2,624	CCF	\$1,328.77	\$0.00	\$1,328.77	0.5064	5.50%
Water	564	CCF	\$1,234.11	\$0.00	\$1,234.11	2.1881	5.11%
Sewer	355	CCF	\$721.86	\$0.00	\$721.86	2.0334	2.99%
Total Cost:			\$24,152.17	\$0.00	\$24,152.17		



Filters: Cost Center Name Not Equal To DoNotReport; Billing Period Equal To 201211All Meter CodesAll Group Names

elpaso

Energy CAP

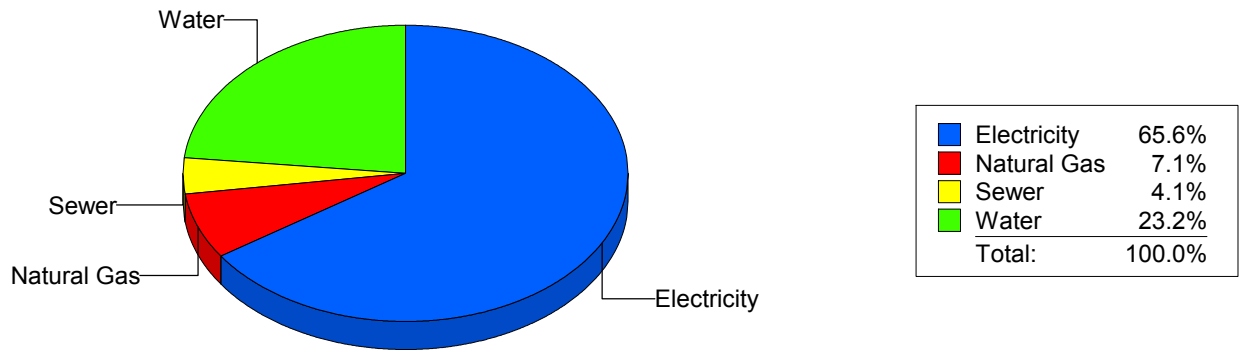
Cost Avoidance Program

Cost Summary Graph

Grouped by Energy Type

Energy Type	Use	Units	Meter Cost	Special Charges	Total Cost	Avg Unit Cost	% of Total Cost
Site: EL PASO HIGH SCHOOL - EL PASO HIGH SCHOOL							
Electricity	142,949	KWH	\$15,202.24	\$0.00	\$15,202.24	0.1063	65.62%
Natural Gas	2,870	CCF	\$1,640.82	\$0.00	\$1,640.82	0.5717	7.08%
Water	1,506	CCF	\$5,380.69	\$0.00	\$5,380.69	3.5728	23.23%
Sewer	395	CCF	\$941.61	\$0.00	\$941.61	2.3838	4.06%
Total Cost:			\$23,165.36	\$0.00	\$23,165.36		

For EL PASO HIGH SCHOOL



Filters: Cost Center Name Not Equal To DoNotReport; Billing Period Equal To 201211All Meter CodesAll Group Names

el paso

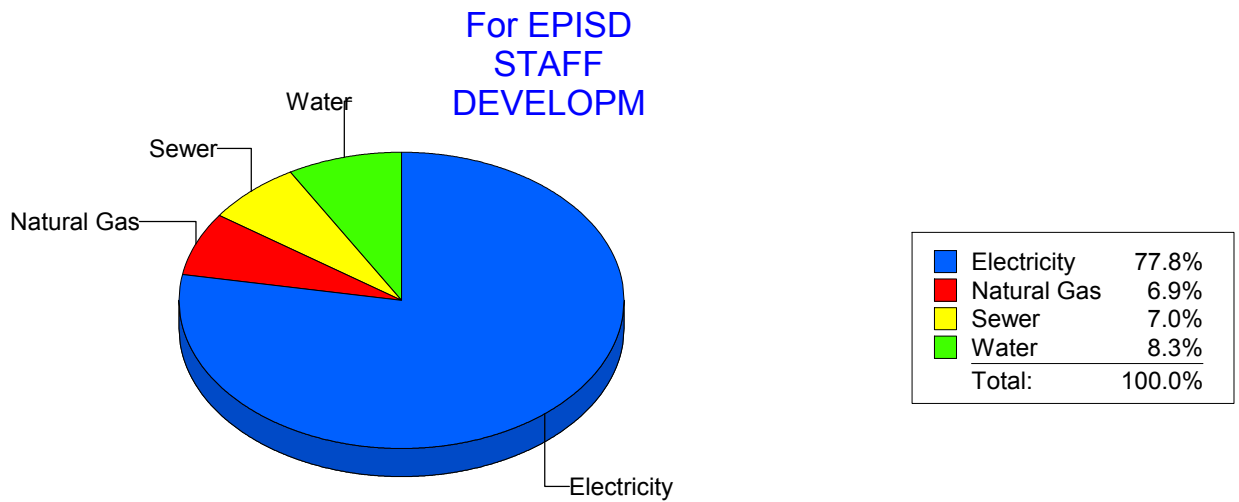
Energy CAP

Cost Avoidance Program

Cost Summary Graph

Grouped by Energy Type

Energy Type	Use	Units	Meter Cost	Special Charges	Total Cost	Avg Unit Cost	% of Total Cost
Site: EPISD STAFF DEVELOPM - EPISD STAFF DEVELOPM							
Electricity	10,200	KWH	\$1,177.70	\$0.00	\$1,177.70	0.1155	77.78%
Natural Gas	146	CCF	\$104.84	\$0.00	\$104.84	0.7181	6.92%
Water	40	CCF	\$125.66	\$0.00	\$125.66	3.1415	8.30%
Sewer	42	CCF	\$105.98	\$0.00	\$105.98	2.5233	7.00%
Total Cost:			\$1,514.18	\$0.00	\$1,514.18		



Filters: Cost Center Name Not Equal To DoNotReport; Billing Period Equal To 201211All Meter CodesAll Group Names

elpaso

Energy CAP

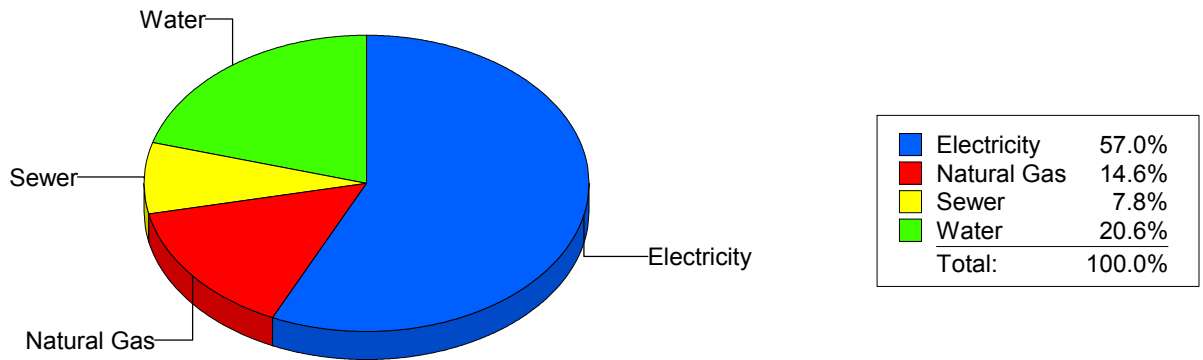
Cost Avoidance Program

Cost Summary Graph

Grouped by Energy Type

Energy Type	Use	Units	Meter Cost	Special Charges	Total Cost	Avg Unit Cost	% of Total Cost
Site: FANNIN ELEMENTARY - FANNIN ELEMENTARY							
Electricity	19,047	KWH	\$2,527.22	\$0.00	\$2,527.22	0.1327	56.99%
Natural Gas	1,074	CCF	\$647.69	\$0.00	\$647.69	0.6031	14.61%
Water	345	CCF	\$912.28	\$0.00	\$912.28	2.6443	20.57%
Sewer	108	CCF	\$347.33	\$0.00	\$347.33	3.2160	7.83%
Total Cost:			\$4,434.52	\$0.00	\$4,434.52		

For FANNIN ELEMENTARY



Filters: Cost Center Name Not Equal To DoNotReport; Billing Period Equal To 201211All Meter CodesAll Group Names

el Paso

Energy CAP

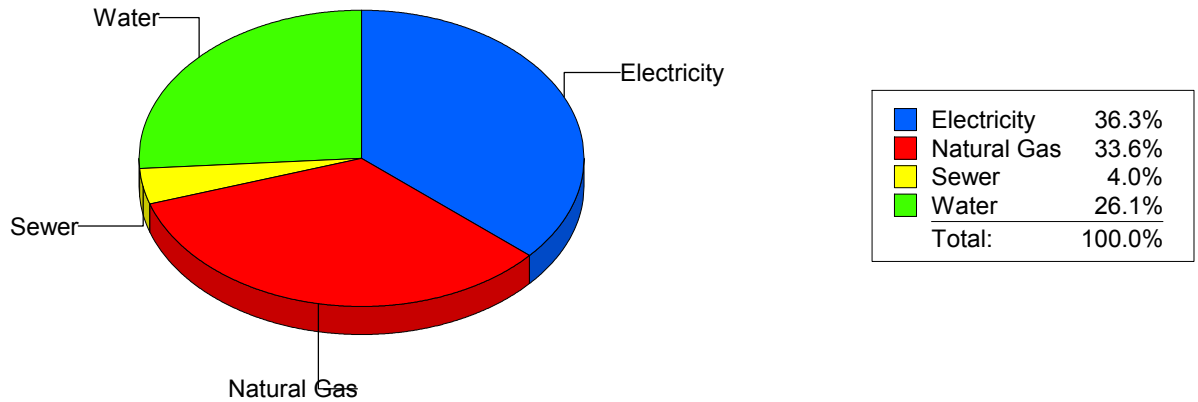
Cost Avoidance Program

Cost Summary Graph

Grouped by Energy Type

Energy Type	Use	Units	Meter Cost	Special Charges	Total Cost	Avg Unit Cost	% of Total Cost
Site: FINE ARTS/MULTIMEDIA - FINE ARTS/MULTIMEDIA							
Electricity	10,126	KWH	\$1,089.16	\$0.00	\$1,089.16	0.1076	36.31%
Natural Gas	1,971	CCF	\$1,008.14	\$0.00	\$1,008.14	0.5115	33.61%
Water	208	CCF	\$781.55	\$0.00	\$781.55	3.7575	26.06%
Sewer	43	CCF	\$120.44	\$0.00	\$120.44	2.8009	4.02%
Total Cost:			\$2,999.29	\$0.00	\$2,999.29		

For FINE ARTS/MULTIMEDIA



Filters: Cost Center Name Not Equal To DoNotReport; Billing Period Equal To 201211All Meter CodesAll Group Names

el paso

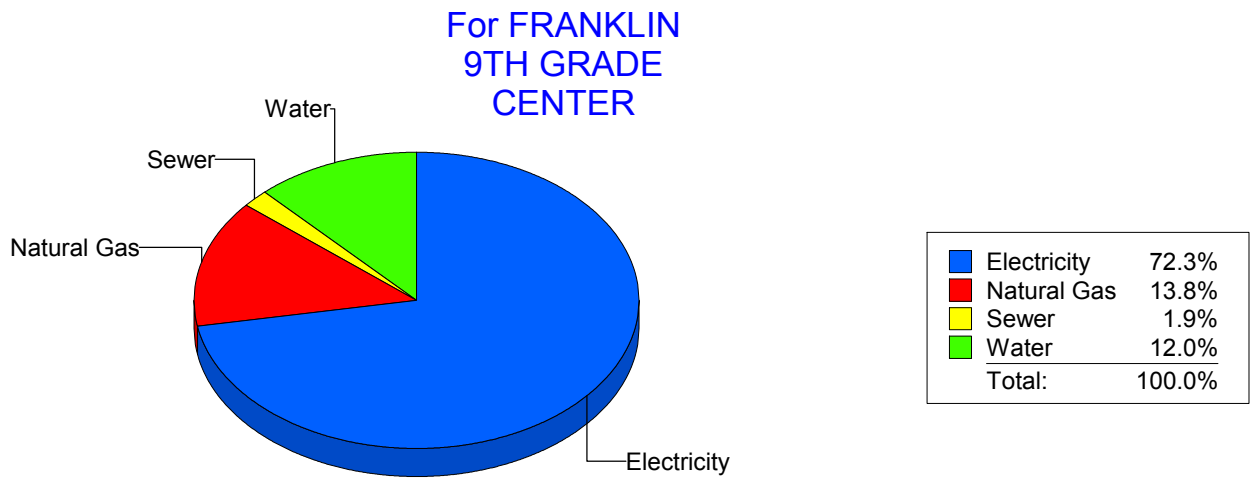
Energy CAP

Cost Avoidance Program

Cost Summary Graph

Grouped by Energy Type

Energy Type	Use	Units	Meter Cost	Special Charges	Total Cost	Avg Unit Cost	% of Total Cost
Site: FRANKLIN9THGRADECENTER - FRANKLIN 9TH GRADE CENTER							
Electricity	134,000	KWH	\$12,433.15	\$0.00	\$12,433.15	0.0928	72.28%
Natural Gas	4,774	CCF	\$2,366.32	\$0.00	\$2,366.32	0.4957	13.76%
Water	1,631	CCF	\$2,070.38	\$0.00	\$2,070.38	1.2694	12.04%
Sewer	87	CCF	\$332.28	\$0.00	\$332.28	3.8193	1.93%
Total Cost:			\$17,202.13	\$0.00	\$17,202.13		



Filters: Cost Center Name Not Equal To DoNotReport; Billing Period Equal To 201211All Meter CodesAll Group Names

el paso

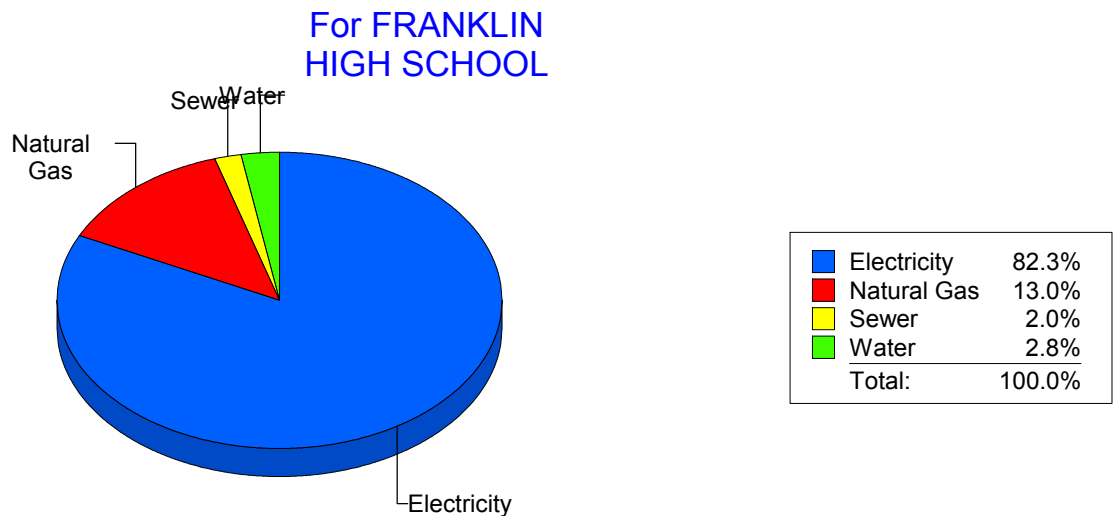
Energy CAP

Cost Avoidance Program

Cost Summary Graph

Grouped by Energy Type

Energy Type	Use	Units	Meter Cost	Special Charges	Total Cost	Avg Unit Cost	% of Total Cost
Site: FRANKLIN HIGH SCHOOL - FRANKLIN HIGH SCHOOL							
Electricity	299,548	KWH	\$26,848.04	\$0.00	\$26,848.04	0.0896	82.32%
Natural Gas	8,565	CCF	\$4,226.60	\$0.00	\$4,226.60	0.4935	12.96%
Water	447	CCF	\$902.77	\$0.00	\$902.77	2.0196	2.77%
Sewer	319	CCF	\$636.20	\$0.00	\$636.20	1.9944	1.95%
Total Cost:			\$32,613.61	\$0.00	\$32,613.61		



Filters: Cost Center Name Not Equal To DoNotReport; Billing Period Equal To 201211 All Meter Codes All Group Names

el Paso

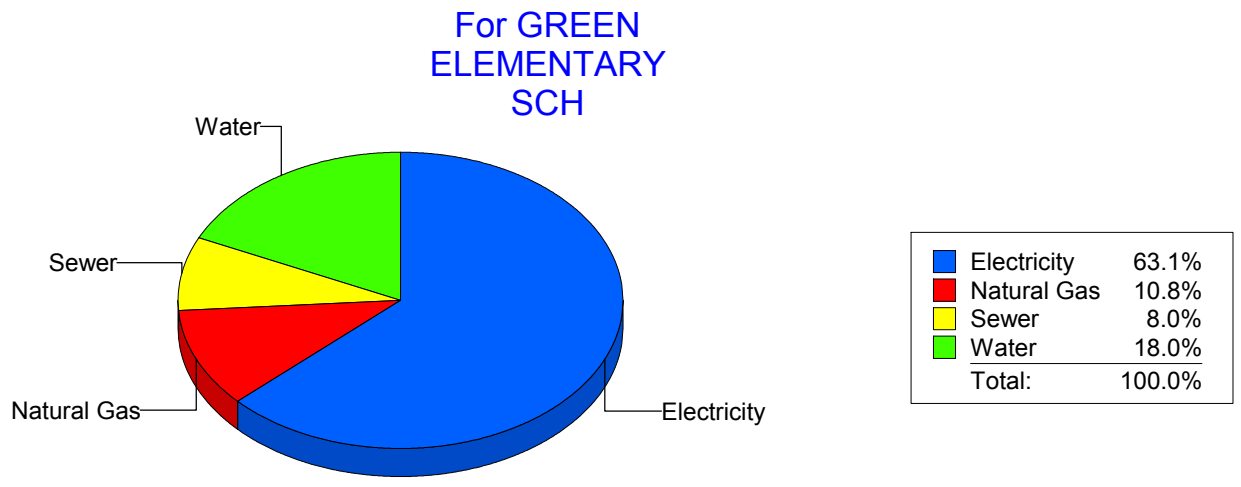
Energy CAP

Cost Avoidance Program

Cost Summary Graph

Grouped by Energy Type

Energy Type	Use	Units	Meter Cost	Special Charges	Total Cost	Avg Unit Cost	% of Total Cost
Site: GREEN ELEMENTARY SCH - GREEN ELEMENTARY SCH							
Electricity	28,500	KWH	\$3,141.53	\$0.00	\$3,141.53	0.1102	63.12%
Natural Gas	947	CCF	\$537.67	\$0.00	\$537.67	0.5678	10.80%
Water	254	CCF	\$897.87	\$0.00	\$897.87	3.5349	18.04%
Sewer	90	CCF	\$400.32	\$0.00	\$400.32	4.4480	8.04%
Total Cost:			\$4,977.39	\$0.00	\$4,977.39		



Filters: Cost Center Name Not Equal To DoNotReport; Billing Period Equal To 201211All Meter CodesAll Group Names

el paso

Energy CAP

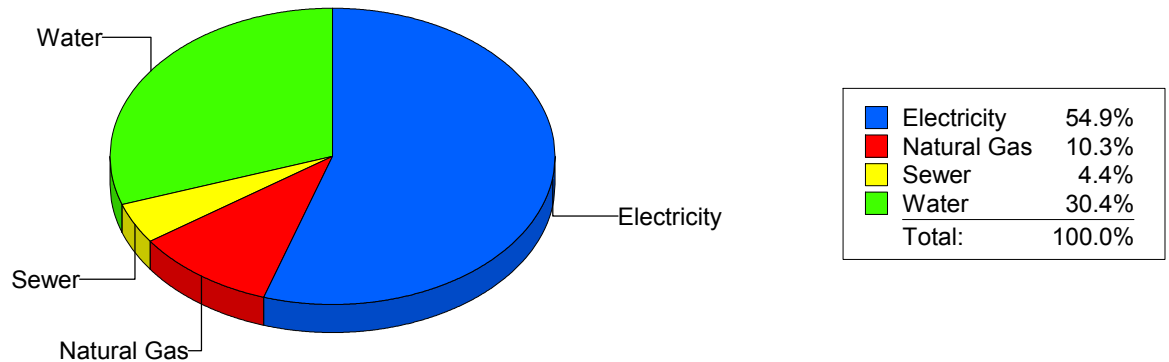
Cost Avoidance Program

Cost Summary Graph

Grouped by Energy Type

Energy Type	Use	Units	Meter Cost	Special Charges	Total Cost	Avg Unit Cost	% of Total Cost
Site: GUILLEN MIDDLE SCHOO - GUILLEN MIDDLE SCHOO							
Electricity	70,116	KWH	\$6,634.06	\$0.00	\$6,634.06	0.0946	54.92%
Natural Gas	2,362	CCF	\$1,240.52	\$0.00	\$1,240.52	0.5252	10.27%
Water	1,143	CCF	\$3,673.08	\$0.00	\$3,673.08	3.2135	30.41%
Sewer	249	CCF	\$532.04	\$0.00	\$532.04	2.1367	4.40%
Total Cost:			\$12,079.70	\$0.00	\$12,079.70		

For GUILLEN MIDDLE SCHOO



Filters: Cost Center Name Not Equal To DoNotReport; Billing Period Equal To 201211All Meter CodesAll Group Names

elpaso

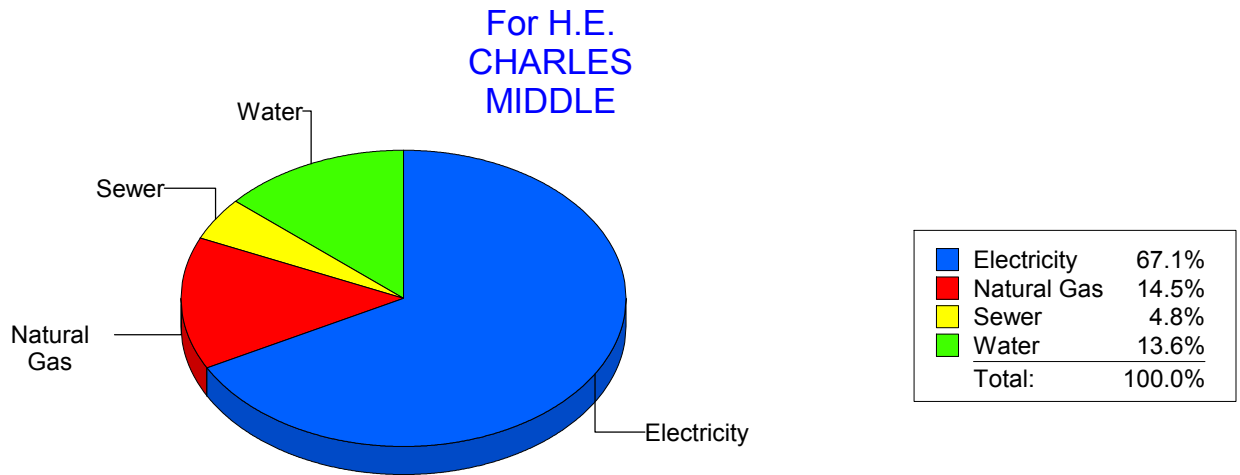
Energy CAP

Cost Avoidance Program

Cost Summary Graph

Grouped by Energy Type

Energy Type	Use	Units	Meter Cost	Special Charges	Total Cost	Avg Unit Cost	% of Total Cost
Site: H.E. CHARLES MIDDLE - H.E. CHARLES MIDDLE							
Electricity	65,942	KWH	\$7,433.00	\$0.00	\$7,433.00	0.1127	67.10%
Natural Gas	3,112	CCF	\$1,605.88	\$0.00	\$1,605.88	0.5160	14.50%
Water	594	CCF	\$1,510.84	\$0.00	\$1,510.84	2.5435	13.64%
Sewer	236	CCF	\$527.47	\$0.00	\$527.47	2.2350	4.76%
Total Cost:			\$11,077.19	\$0.00	\$11,077.19		



Filters: Cost Center Name Not Equal To DoNotReport; Billing Period Equal To 201211All Meter CodesAll Group Names

el paso

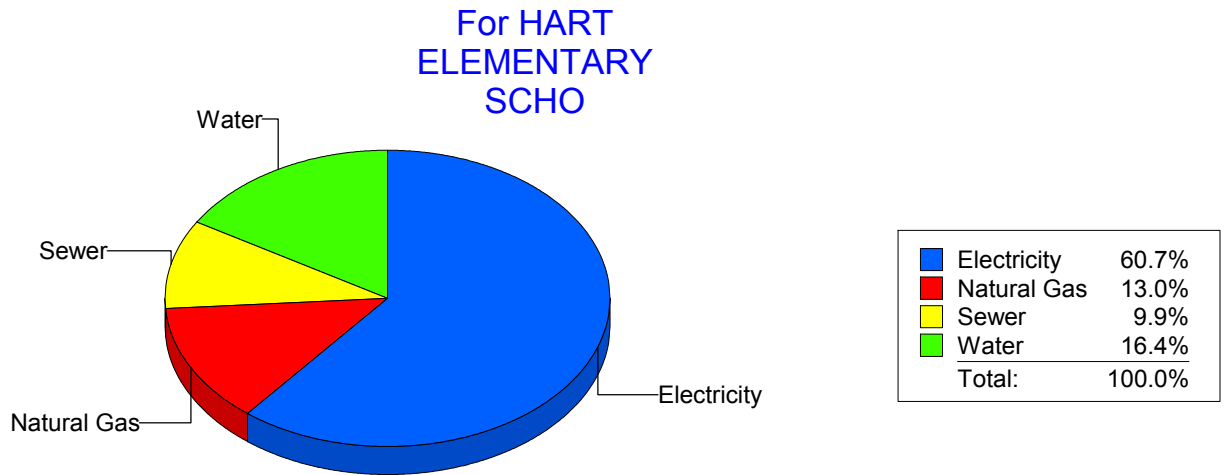
Energy CAP

Cost Avoidance Program

Cost Summary Graph

Grouped by Energy Type

Energy Type	Use	Units	Meter Cost	Special Charges	Total Cost	Avg Unit Cost	% of Total Cost
Site: HART ELEMENTARY SCHO - HART ELEMENTARY SCHO							
Electricity	18,977	KWH	\$2,138.97	\$0.00	\$2,138.97	0.1127	60.74%
Natural Gas	853	CCF	\$459.19	\$0.00	\$459.19	0.5383	13.04%
Water	263	CCF	\$576.05	\$0.00	\$576.05	2.1903	16.36%
Sewer	149	CCF	\$347.34	\$0.00	\$347.34	2.3311	9.86%
Total Cost:			\$3,521.55	\$0.00	\$3,521.55		



Filters: Cost Center Name Not Equal To DoNotReport; Billing Period Equal To 201211All Meter CodesAll Group Names

elpaso

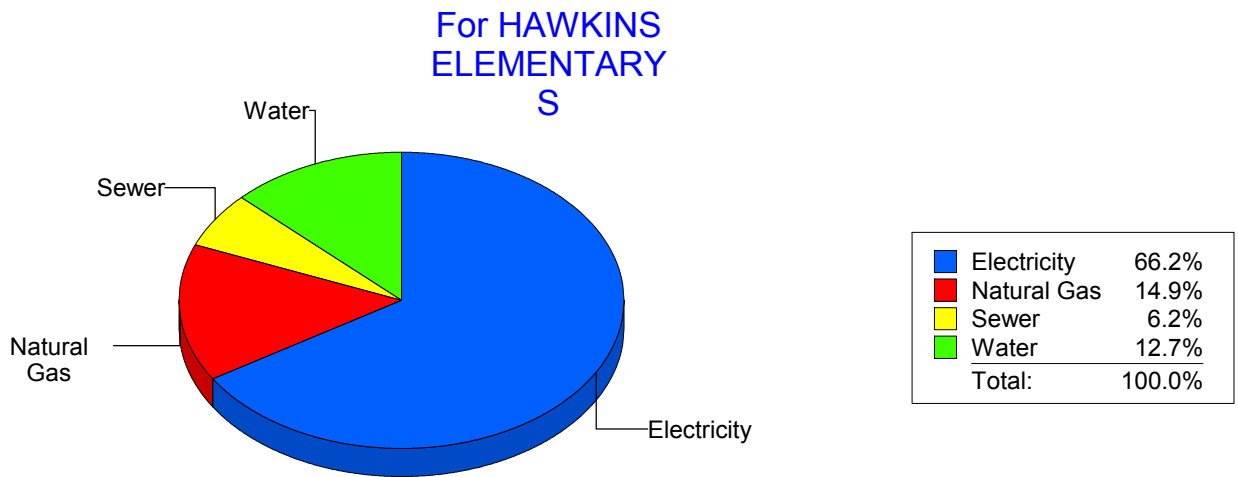
Energy CAP

Cost Avoidance Program

Cost Summary Graph

Grouped by Energy Type

Energy Type	Use	Units	Meter Cost	Special Charges	Total Cost	Avg Unit Cost	% of Total Cost
Site: HAWKINS ELEMENTARY S - HAWKINS ELEMENTARY S							
Electricity	21,950	KWH	\$2,148.36	\$0.00	\$2,148.36	0.0979	66.22%
Natural Gas	901	CCF	\$482.78	\$0.00	\$482.78	0.5358	14.88%
Water	126	CCF	\$411.77	\$0.00	\$411.77	3.2680	12.69%
Sewer	56	CCF	\$201.58	\$0.00	\$201.58	3.5996	6.21%
Total Cost:			\$3,244.49	\$0.00	\$3,244.49		



Filters: Cost Center Name Not Equal To DoNotReport; Billing Period Equal To 201211All Meter CodesAll Group Names

elpaso

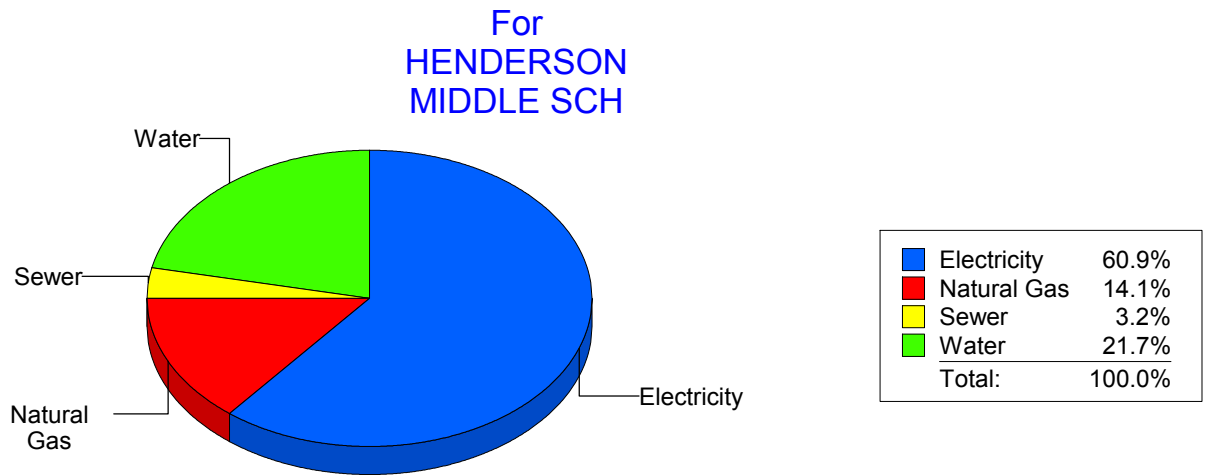
Energy CAP

Cost Avoidance Program

Cost Summary Graph

Grouped by Energy Type

Energy Type	Use	Units	Meter Cost	Special Charges	Total Cost	Avg Unit Cost	% of Total Cost
Site: HENDERSON MIDDLE SCH - HENDERSON MIDDLE SCH							
Electricity	43,333	KWH	\$4,461.24	\$0.00	\$4,461.24	0.1030	60.94%
Natural Gas	2,027	CCF	\$1,035.64	\$0.00	\$1,035.64	0.5109	14.15%
Water	610	CCF	\$1,587.73	\$0.00	\$1,587.73	2.6028	21.69%
Sewer	131	CCF	\$235.72	\$0.00	\$235.72	1.7994	3.22%
Total Cost:			\$7,320.33	\$0.00	\$7,320.33		



Filters: Cost Center Name Not Equal To DoNotReport; Billing Period Equal To 201211All Meter CodesAll Group Names

elpaso

Energy CAP

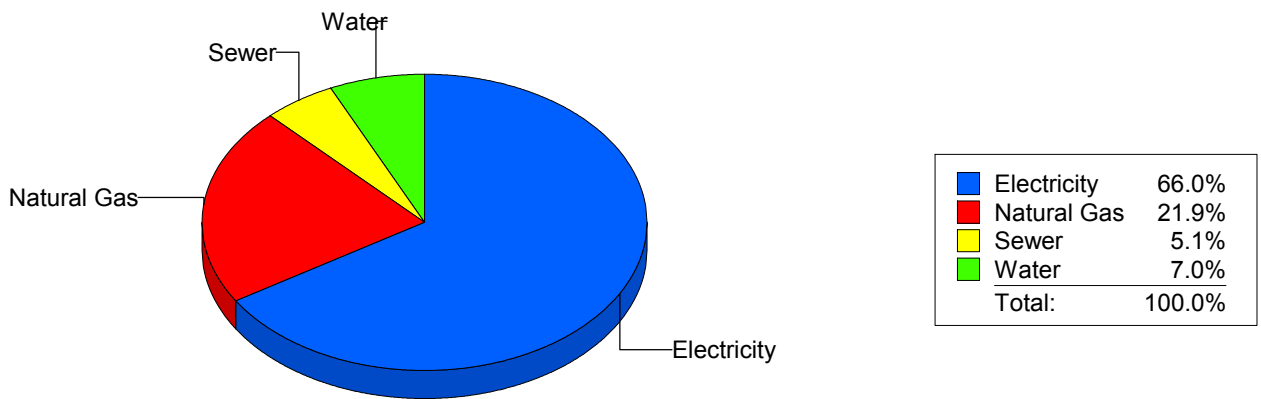
Cost Avoidance Program

Cost Summary Graph

Grouped by Energy Type

Energy Type	Use	Units	Meter Cost	Special Charges	Total Cost	Avg Unit Cost	% of Total Cost
Site: HERCULES COTTAGES - HERCULES COTTAGES							
Electricity	4,008	KWH	\$646.63	\$0.00	\$646.63	0.1613	65.97%
Natural Gas	15	CCF	\$215.03	\$0.00	\$215.03	14.3353	21.94%
Water	20	CCF	\$68.89	\$0.00	\$68.89	3.4445	7.03%
Sewer	14	CCF	\$49.57	\$0.00	\$49.57	3.5407	5.06%
Total Cost:			\$980.12	\$0.00	\$980.12		

For HERCULES COTTAGES



Filters: Cost Center Name Not Equal To DoNotReport; Billing Period Equal To 201211All Meter CodesAll Group Names

elpaso

Energy CAP

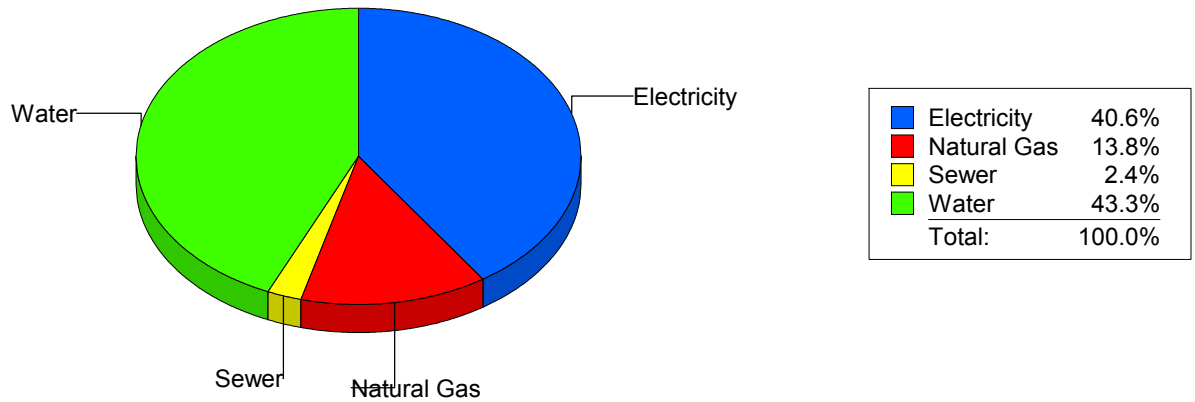
Cost Avoidance Program

Cost Summary Graph

Grouped by Energy Type

Energy Type	Use	Units	Meter Cost	Special Charges	Total Cost	Avg Unit Cost	% of Total Cost
Site: HERRERA - HERRERA ELEMENTARY							
Electricity	52,600	KWH	\$5,147.22	\$0.00	\$5,147.22	0.0979	40.55%
Natural Gas	3,483	CCF	\$1,745.61	\$0.00	\$1,745.61	0.5012	13.75%
Water	1,430	CCF	\$5,496.53	\$0.00	\$5,496.53	3.8437	43.30%
Sewer	65	CCF	\$303.46	\$0.00	\$303.46	4.6686	2.39%
Total Cost:			\$12,692.82	\$0.00	\$12,692.82		

For HERRERA ELEMENTARY



Filters: Cost Center Name Not Equal To DoNotReport; Billing Period Equal To 201211All Meter CodesAll Group Names

el Paso

Energy CAP

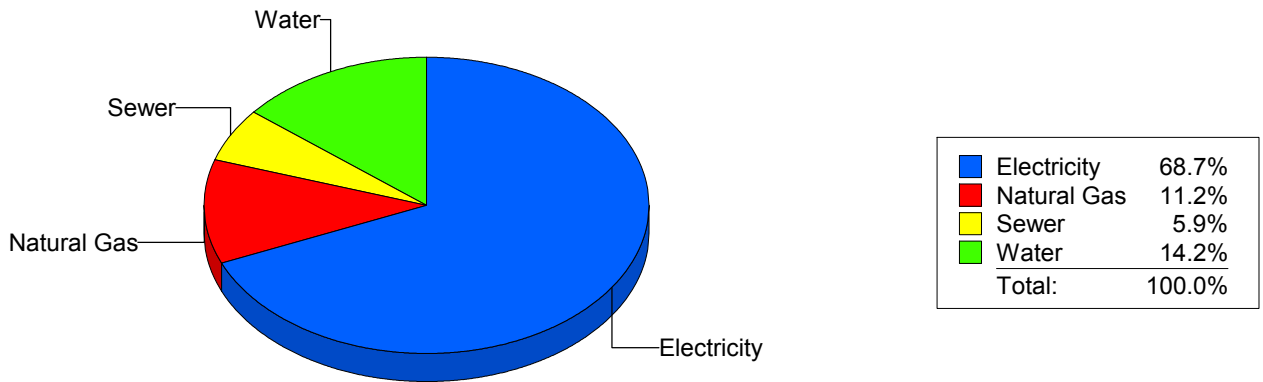
Cost Avoidance Program

Cost Summary Graph

Grouped by Energy Type

Energy Type	Use	Units	Meter Cost	Special Charges	Total Cost	Avg Unit Cost	% of Total Cost
Site: HILLSIDE ELEMENTARY - HILLSIDE ELEMENTARY							
Electricity	31,780	KWH	\$4,201.34	\$0.00	\$4,201.34	0.1322	68.69%
Natural Gas	1,082	CCF	\$686.29	\$0.00	\$686.29	0.6343	11.22%
Water	301	CCF	\$869.22	\$0.00	\$869.22	2.8878	14.21%
Sewer	117	CCF	\$359.12	\$0.00	\$359.12	3.0694	5.87%
Total Cost:			\$6,115.97	\$0.00	\$6,115.97		

For HILLSIDE ELEMENTARY



Filters: Cost Center Name Not Equal To DoNotReport; Billing Period Equal To 201211All Meter CodesAll Group Names

elpaso

Energy CAP

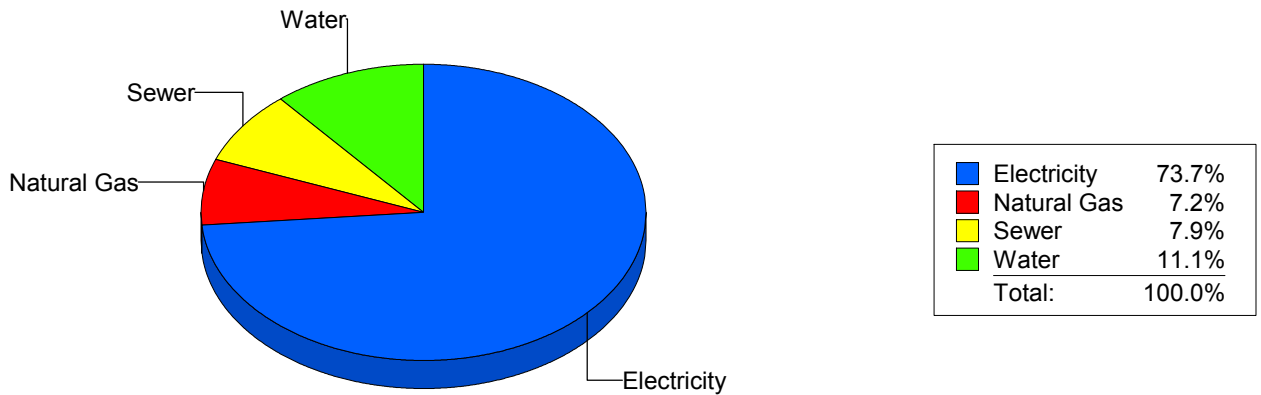
Cost Avoidance Program

Cost Summary Graph

Grouped by Energy Type

Energy Type	Use	Units	Meter Cost	Special Charges	Total Cost	Avg Unit Cost	% of Total Cost
Site: HOUSTON INTERMEDIATE - HOUSTON INTERMEDIATE							
Electricity	30,017	KWH	\$2,901.76	\$0.00	\$2,901.76	0.0967	73.74%
Natural Gas	373	CCF	\$283.86	\$0.00	\$283.86	0.7610	7.21%
Water	121	CCF	\$438.69	\$0.00	\$438.69	3.6255	11.15%
Sewer	72	CCF	\$310.58	\$0.00	\$310.58	4.3136	7.89%
Total Cost:			\$3,934.89	\$0.00	\$3,934.89		

For HOUSTON INTERMEDIATE



Filters: Cost Center Name Not Equal To DoNotReport; Billing Period Equal To 201211All Meter CodesAll Group Names

elpaso

Energy CAP

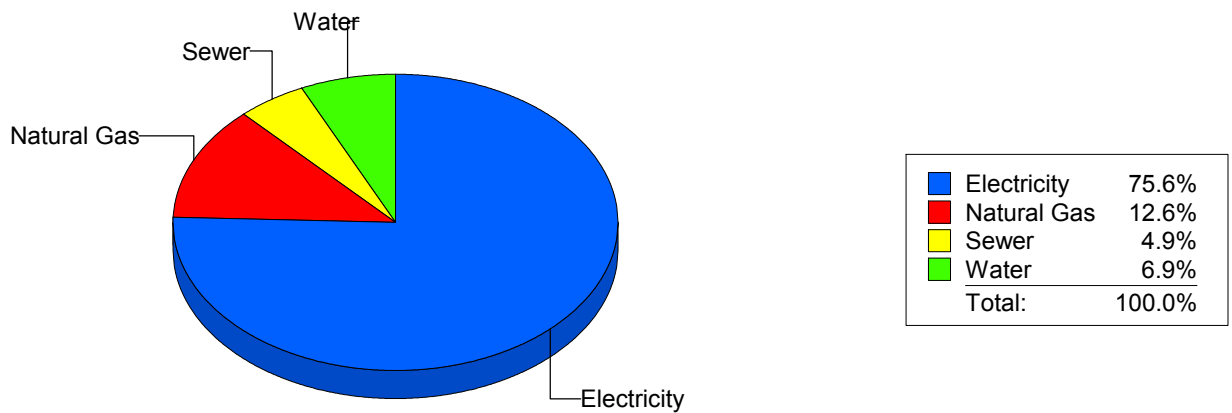
Cost Avoidance Program

Cost Summary Graph

Grouped by Energy Type

Energy Type	Use	Units	Meter Cost	Special Charges	Total Cost	Avg Unit Cost	% of Total Cost
Site: MOYE - HR MOYE							
Electricity	57,000	KWH	\$5,302.52	\$0.00	\$5,302.52	0.0930	75.61%
Natural Gas	1,711	CCF	\$880.48	\$0.00	\$880.48	0.5146	12.55%
Water	134	CCF	\$485.94	\$0.00	\$485.94	3.6264	6.93%
Sewer	96	CCF	\$344.07	\$0.00	\$344.07	3.5841	4.91%
Total Cost:			\$7,013.01	\$0.00	\$7,013.01		

For HR MOYE



Filters: Cost Center Name Not Equal To DoNotReport; Billing Period Equal To 201211All Meter CodesAll Group Names

el Paso

Energy CAP

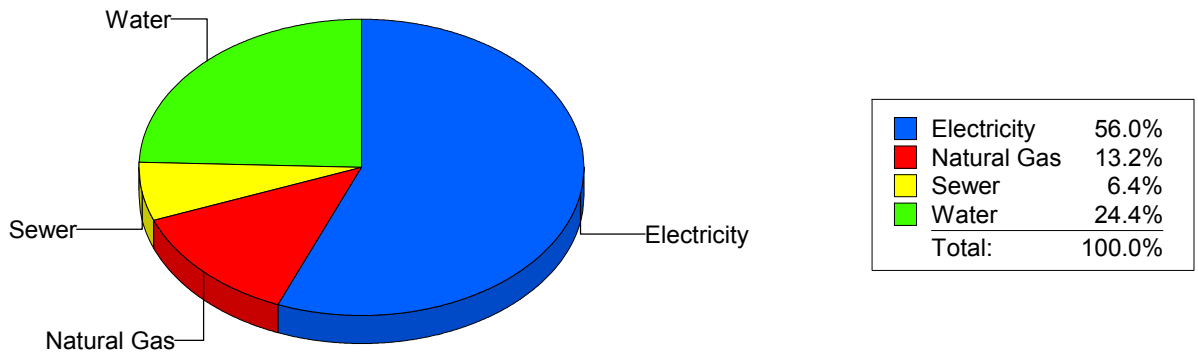
Cost Avoidance Program

Cost Summary Graph

Grouped by Energy Type

Energy Type	Use	Units	Meter Cost	Special Charges	Total Cost	Avg Unit Cost	% of Total Cost
Site: HUGHEY ELEMENTARY SC - HUGHEY ELEMENTARY SC							
Electricity	15,808	KWH	\$1,912.77	\$0.00	\$1,912.77	0.1210	56.00%
Natural Gas	755	CCF	\$450.02	\$0.00	\$450.02	0.5961	13.17%
Water	209	CCF	\$834.51	\$0.00	\$834.51	3.9929	24.43%
Sewer	69	CCF	\$218.61	\$0.00	\$218.61	3.1683	6.40%
Total Cost:			\$3,415.91	\$0.00	\$3,415.91		

For HUGHEY
ELEMENTARY
SC



Filters: Cost Center Name Not Equal To DoNotReport; Billing Period Equal To 201211All Meter CodesAll Group Names

elpaso

Energy CAP

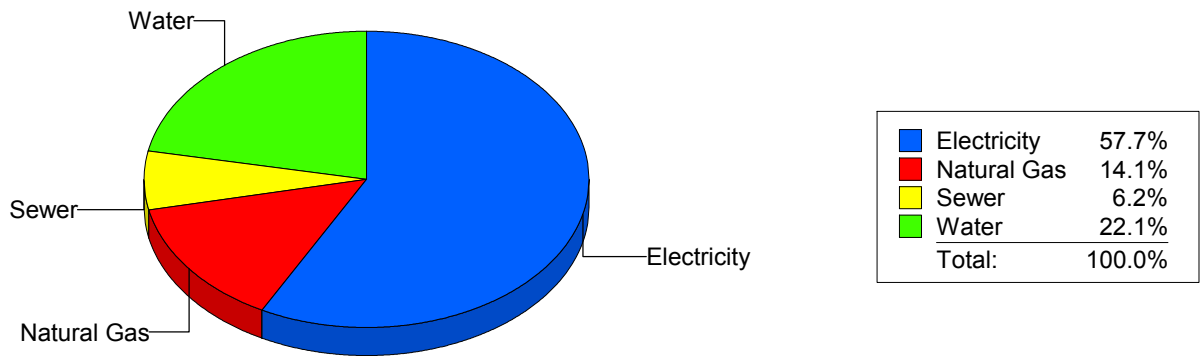
Cost Avoidance Program

Cost Summary Graph

Grouped by Energy Type

Energy Type	Use	Units	Meter Cost	Special Charges	Total Cost	Avg Unit Cost	% of Total Cost
Site: IRVIN HIGH SCHOOL - IRVIN HIGH SCHOOL							
Electricity	104,443	KWH	\$10,529.56	\$0.00	\$10,529.56	0.1008	57.66%
Natural Gas	5,102	CCF	\$2,565.83	\$0.00	\$2,565.83	0.5029	14.05%
Water	1,841	CCF	\$4,027.78	\$0.00	\$4,027.78	2.1878	22.06%
Sewer	760	CCF	\$1,137.34	\$0.00	\$1,137.34	1.4965	6.23%
Total Cost:			\$18,260.51	\$0.00	\$18,260.51		

For IRVIN HIGH SCHOOL



Filters: Cost Center Name Not Equal To DoNotReport; Billing Period Equal To 201211All Meter CodesAll Group Names

el Paso

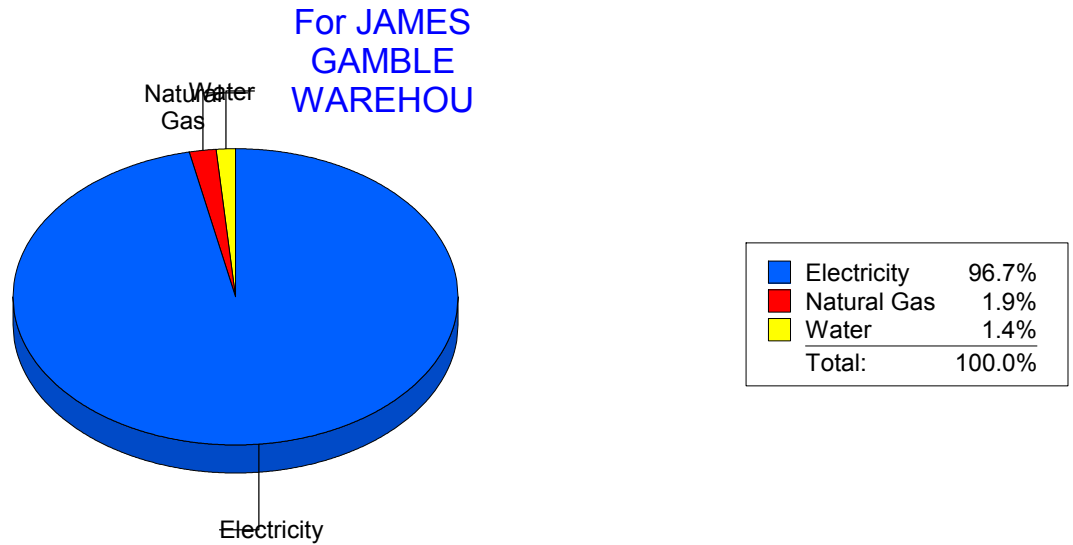
Energy CAP

Cost Avoidance Program

Cost Summary Graph

Grouped by Energy Type

Energy Type	Use	Units	Meter Cost	Special Charges	Total Cost	Avg Unit Cost	% of Total Cost
Site: JAMES GAMBLE WAREHOU - JAMES GAMBLE WAREHOU							
Electricity	26,600	KWH	\$2,568.46	\$0.00	\$2,568.46	0.0966	96.67%
Natural Gas	23	CCF	\$50.97	\$0.00	\$50.97	2.2161	1.92%
Water	0	CCF	\$37.45	\$0.00	\$37.45	0.0000	1.41%
Total Cost:			\$2,656.88	\$0.00	\$2,656.88		



Filters: Cost Center Name Not Equal To DoNotReport; Billing Period Equal To 201211All Meter CodesAll Group Names

elpaso

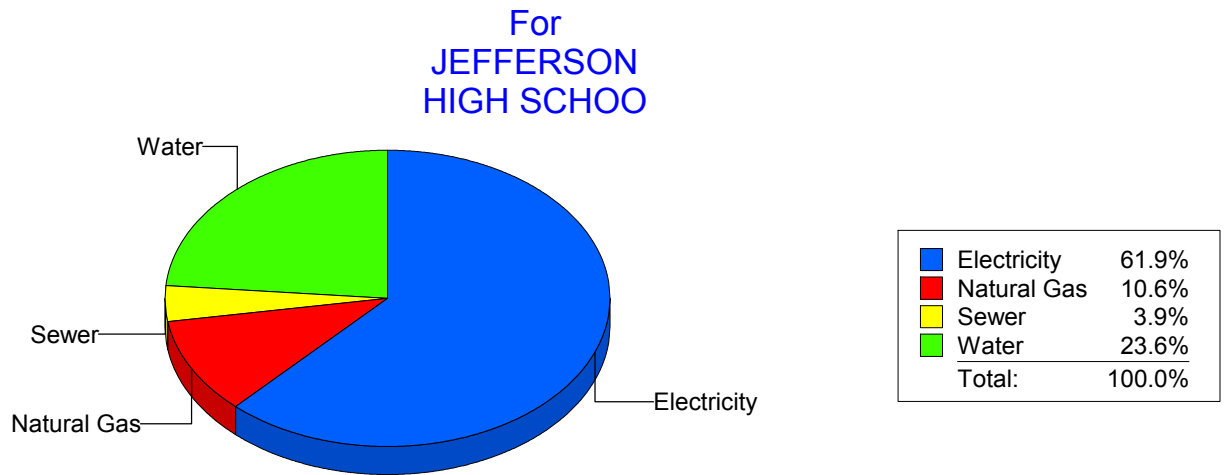
Energy CAP

Cost Avoidance Program

Cost Summary Graph

Grouped by Energy Type

Energy Type	Use	Units	Meter Cost	Special Charges	Total Cost	Avg Unit Cost	% of Total Cost
Site: JEFFERSON HIGH SCHOOL - JEFFERSON HIGH SCHOOL							
Electricity	95,768	KWH	\$10,072.77	\$0.00	\$10,072.77	0.1052	61.88%
Natural Gas	2,879	CCF	\$1,721.53	\$0.00	\$1,721.53	0.5980	10.58%
Water	1,259	CCF	\$3,846.38	\$0.00	\$3,846.38	3.0551	23.63%
Sewer	215	CCF	\$636.55	\$0.00	\$636.55	2.9607	3.91%
Total Cost:			\$16,277.23	\$0.00	\$16,277.23		



Filters: Cost Center Name Not Equal To DoNotReport; Billing Period Equal To 201211All Meter CodesAll Group Names

elpaso

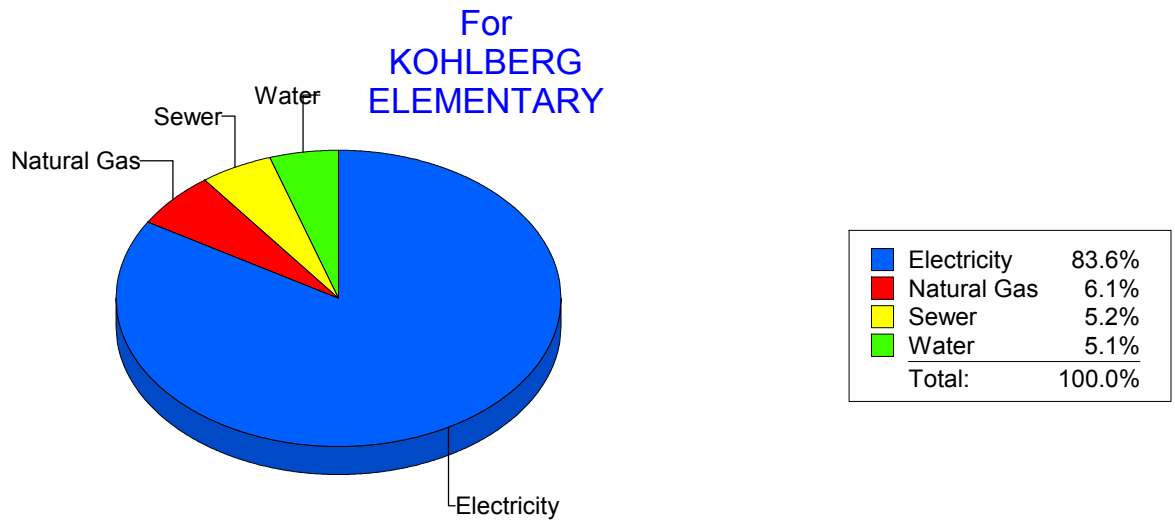
Energy CAP

Cost Avoidance Program

Cost Summary Graph

Grouped by Energy Type

Energy Type	Use	Units	Meter Cost	Special Charges	Total Cost	Avg Unit Cost	% of Total Cost
Site: KOHLBERG ELEMENTARY - KOHLBERG ELEMENTARY							
Electricity	43,180	KWH	\$5,661.93	\$0.00	\$5,661.93	0.1311	83.59%
Natural Gas	672	CCF	\$411.86	\$0.00	\$411.86	0.6129	6.08%
Water	87	CCF	\$346.79	\$0.00	\$346.79	3.9861	5.12%
Sewer	128	CCF	\$352.52	\$0.00	\$352.52	2.7541	5.20%
Total Cost:			\$6,773.10	\$0.00	\$6,773.10		



Filters: Cost Center Name Not Equal To DoNotReport; Billing Period Equal To 201211All Meter CodesAll Group Names

elpaso

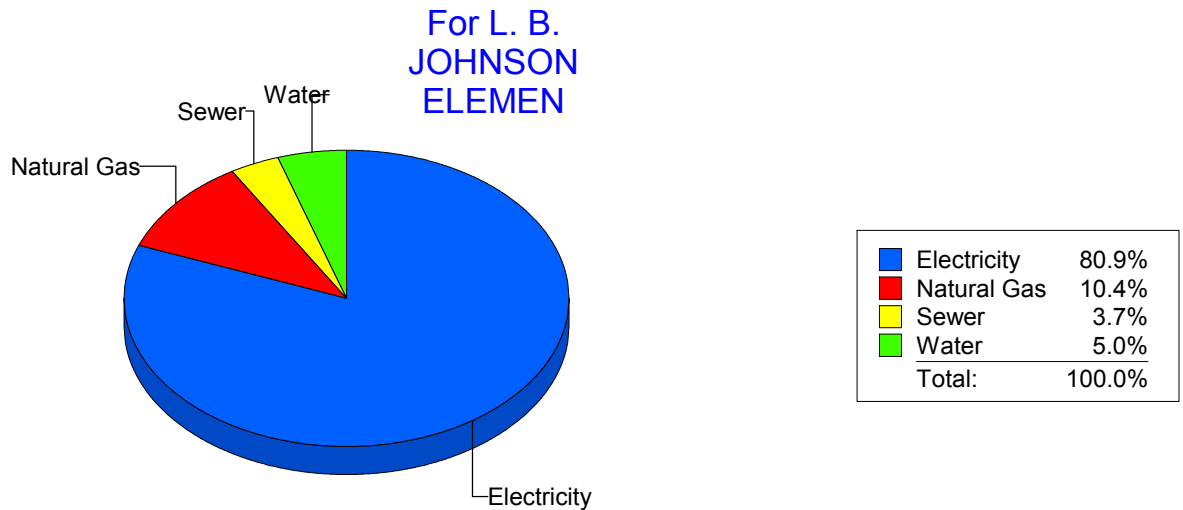
Energy CAP

Cost Avoidance Program

Cost Summary Graph

Grouped by Energy Type

Energy Type	Use	Units	Meter Cost	Special Charges	Total Cost	Avg Unit Cost	% of Total Cost
Site: L. B. JOHNSON ELEMEN - L. B. JOHNSON ELEMEN							
Electricity	44,150	KWH	\$5,374.57	\$0.00	\$5,374.57	0.1217	80.87%
Natural Gas	1,245	CCF	\$692.43	\$0.00	\$692.43	0.5562	10.42%
Water	147	CCF	\$331.01	\$0.00	\$331.01	2.2518	4.98%
Sewer	81	CCF	\$247.85	\$0.00	\$247.85	3.0599	3.73%
Total Cost:			\$6,645.86	\$0.00	\$6,645.86		



Filters: Cost Center Name Not Equal To DoNotReport; Billing Period Equal To 201211All Meter CodesAll Group Names

elpaso

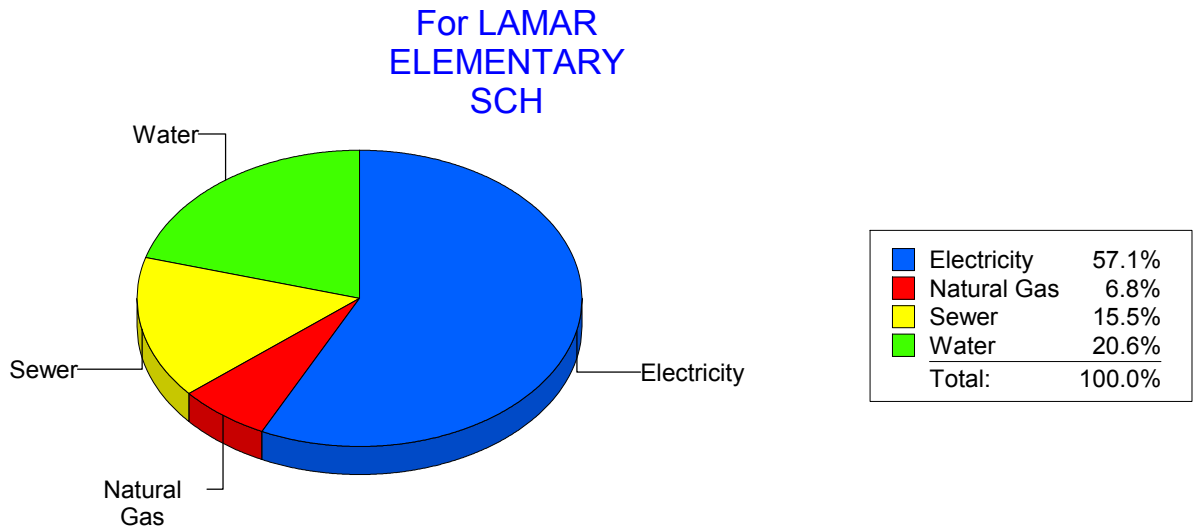
Energy CAP

Cost Avoidance Program

Cost Summary Graph

Grouped by Energy Type

Energy Type	Use	Units	Meter Cost	Special Charges	Total Cost	Avg Unit Cost	% of Total Cost
Site: LAMAR ELEMENTARY SCH - LAMAR ELEMENTARY SCH							
Electricity	26,400	KWH	\$2,682.39	\$0.00	\$2,682.39	0.1016	57.13%
Natural Gas	400	CCF	\$318.38	\$0.00	\$318.38	0.7960	6.78%
Water	432	CCF	\$966.07	\$0.00	\$966.07	2.2363	20.57%
Sewer	291	CCF	\$728.80	\$0.00	\$728.80	2.5045	15.52%
Total Cost:			\$4,695.64	\$0.00	\$4,695.64		



Filters: Cost Center Name Not Equal To DoNotReport; Billing Period Equal To 201211All Meter CodesAll Group Names

elpaso

Energy CAP

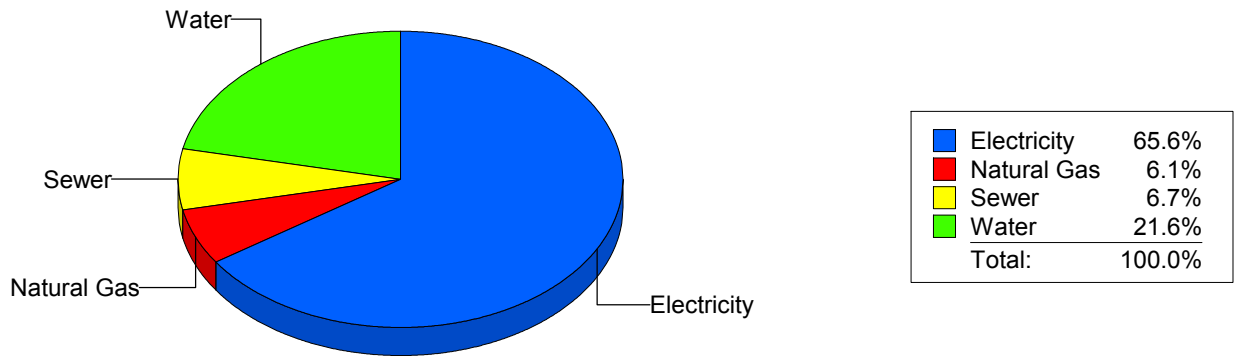
Cost Avoidance Program

Cost Summary Graph

Grouped by Energy Type

Energy Type	Use	Units	Meter Cost	Special Charges	Total Cost	Avg Unit Cost	% of Total Cost
Site: LEE ELEMENTARY - LEE ELEMENTARY							
Electricity	28,380	KWH	\$3,920.03	\$0.00	\$3,920.03	0.1381	65.63%
Natural Gas	654	CCF	\$361.50	\$0.00	\$361.50	0.5528	6.05%
Water	370	CCF	\$1,291.57	\$0.00	\$1,291.57	3.4907	21.62%
Sewer	100	CCF	\$400.27	\$0.00	\$400.27	4.0027	6.70%
Total Cost:			\$5,973.37	\$0.00	\$5,973.37		

For LEE ELEMENTARY



Filters: Cost Center Name Not Equal To DoNotReport; Billing Period Equal To 201211All Meter CodesAll Group Names

elpaso

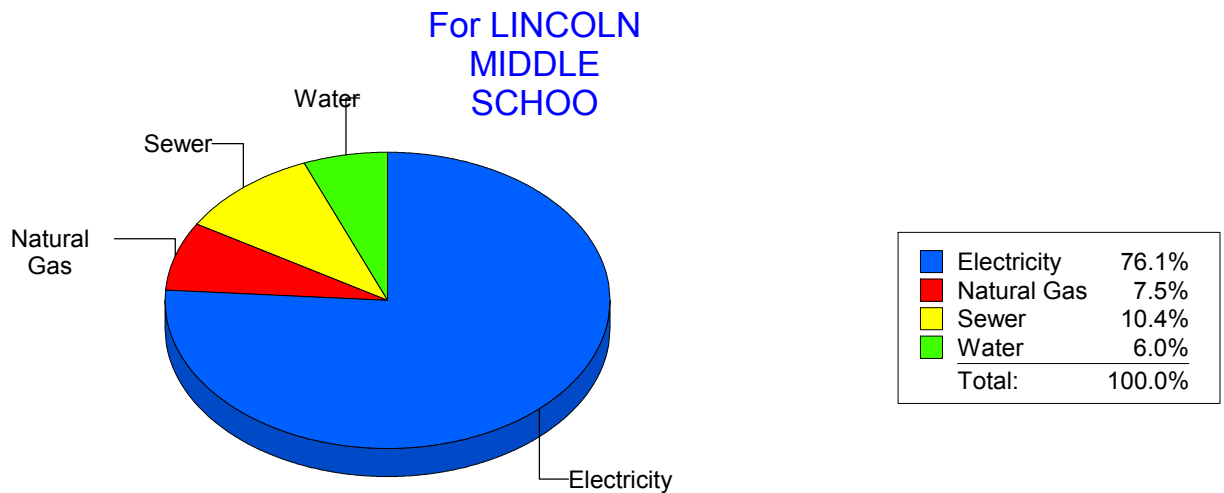
Energy CAP

Cost Avoidance Program

Cost Summary Graph

Grouped by Energy Type

Energy Type	Use	Units	Meter Cost	Special Charges	Total Cost	Avg Unit Cost	% of Total Cost
Site: LINCOLN MIDDLE SCHOOL - LINCOLN MIDDLE SCHOOL							
Electricity	77,750	KWH	\$10,258.84	\$0.00	\$10,258.84	0.1319	76.12%
Natural Gas	1,963	CCF	\$1,004.20	\$0.00	\$1,004.20	0.5116	7.45%
Water	459	CCF	\$812.85	\$0.00	\$812.85	1.7709	6.03%
Sewer	962	CCF	\$1,401.96	\$0.00	\$1,401.96	1.4573	10.40%
Total Cost:			\$13,477.85	\$0.00	\$13,477.85		



Filters: Cost Center Name Not Equal To DoNotReport; Billing Period Equal To 201211All Meter CodesAll Group Names

el Paso

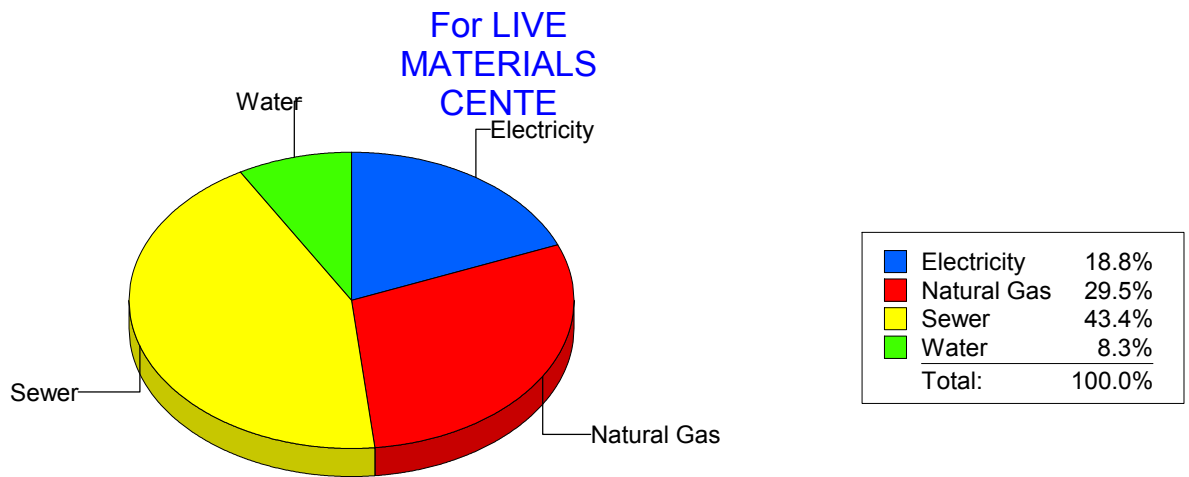
Energy CAP

Cost Avoidance Program

Cost Summary Graph

Grouped by Energy Type

Energy Type	Use	Units	Meter Cost	Special Charges	Total Cost	Avg Unit Cost	% of Total Cost
Site: LIVE MATERIALS CENTE - LIVE MATERIALS CENTE							
Electricity		192 KWH	\$53.45	\$0.00	\$53.45	0.2784	18.85%
Natural Gas		0 CCF	\$83.64	\$0.00	\$83.64	0.0000	29.49%
Water		1 CCF	\$23.53	\$0.00	\$23.53	23.5300	8.30%
Sewer		78 CCF	\$123.00	\$0.00	\$123.00	1.5769	43.37%
Total Cost:			\$283.62	\$0.00	\$283.62		



Filters: Cost Center Name Not Equal To DoNotReport; Billing Period Equal To 201211All Meter CodesAll Group Names

elpaso

Energy CAP

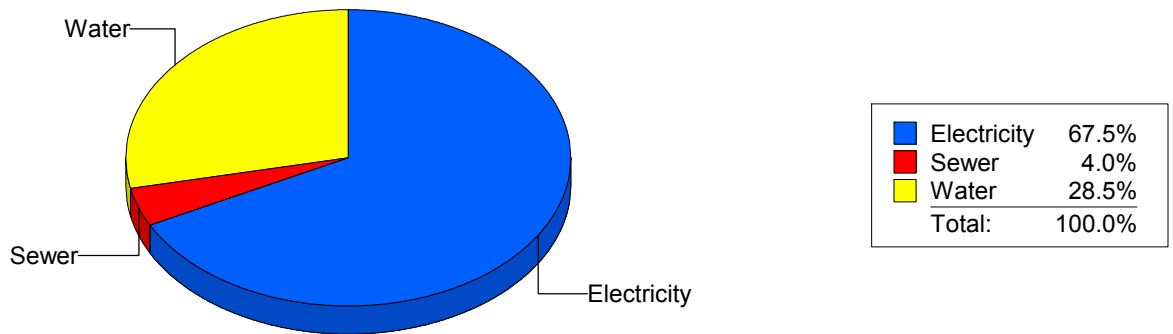
Cost Avoidance Program

Cost Summary Graph

Grouped by Energy Type

Energy Type	Use	Units	Meter Cost	Special Charges	Total Cost	Avg Unit Cost	% of Total Cost
Site: LOGAN ELEMENTARY - LOGAN ELEMENTARY							
Electricity		22,960 KWH	\$2,919.58	\$0.00	\$2,919.58	0.1272	67.51%
Water		359 CCF	\$1,231.13	\$0.00	\$1,231.13	3.4293	28.47%
Sewer		84 CCF	\$174.15	\$0.00	\$174.15	2.0732	4.03%
Total Cost:			\$4,324.86	\$0.00	\$4,324.86		

For LOGAN ELEMENTARY



Filters: Cost Center Name Not Equal To DoNotReport; Billing Period Equal To 201211All Meter CodesAll Group Names

elpaso

Energy CAP

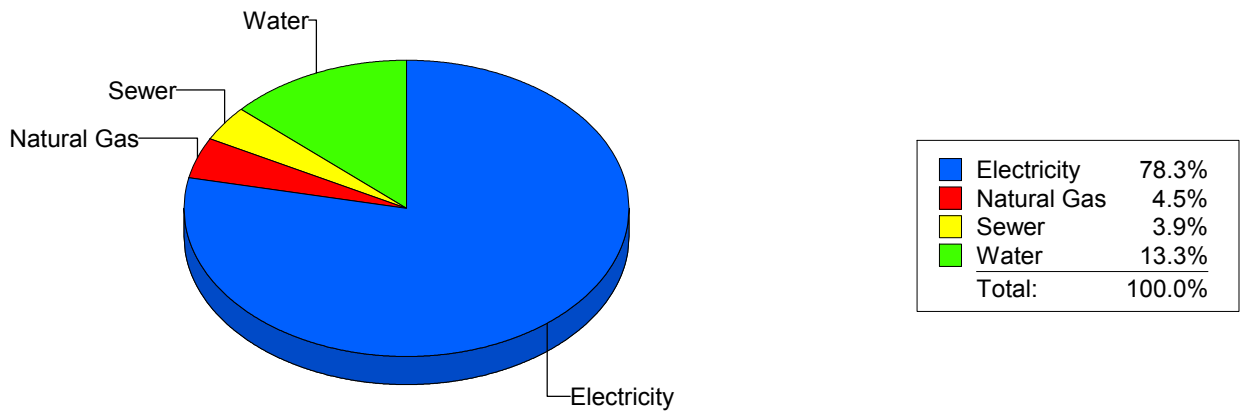
Cost Avoidance Program

Cost Summary Graph

Grouped by Energy Type

Energy Type	Use	Units	Meter Cost	Special Charges	Total Cost	Avg Unit Cost	% of Total Cost
Site: LUNDY - LUNDY							
Electricity	52,000	KWH	\$6,257.25	\$0.00	\$6,257.25	0.1203	78.27%
Natural Gas	592	CCF	\$363.11	\$0.00	\$363.11	0.6134	4.54%
Water	286	CCF	\$1,063.06	\$0.00	\$1,063.06	3.7170	13.30%
Sewer	71	CCF	\$311.32	\$0.00	\$311.32	4.3848	3.89%
Total Cost:			\$7,994.74	\$0.00	\$7,994.74		

For LUNDY



Filters: Cost Center Name Not Equal To DoNotReport; Billing Period Equal To 201211All Meter CodesAll Group Names

elpaso

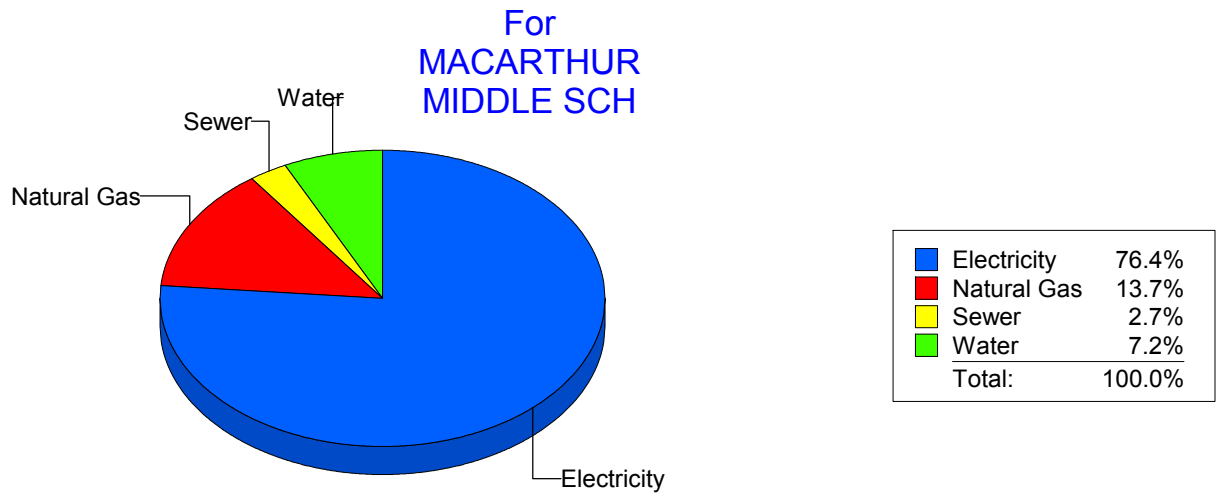
Energy CAP

Cost Avoidance Program

Cost Summary Graph

Grouped by Energy Type

Energy Type	Use	Units	Meter Cost	Special Charges	Total Cost	Avg Unit Cost	% of Total Cost
Site: MACARTHUR MIDDLE SCH - MACARTHUR MIDDLE SCH							
Electricity	81,760	KWH	\$8,223.07	\$0.00	\$8,223.07	0.1006	76.44%
Natural Gas	2,914	CCF	\$1,471.15	\$0.00	\$1,471.15	0.5049	13.68%
Water	272	CCF	\$775.61	\$0.00	\$775.61	2.8515	7.21%
Sewer	111	CCF	\$287.15	\$0.00	\$287.15	2.5869	2.67%
Total Cost:			\$10,756.98	\$0.00	\$10,756.98		



Filters: Cost Center Name Not Equal To DoNotReport; Billing Period Equal To 201211All Meter CodesAll Group Names

elpaso

Energy CAP

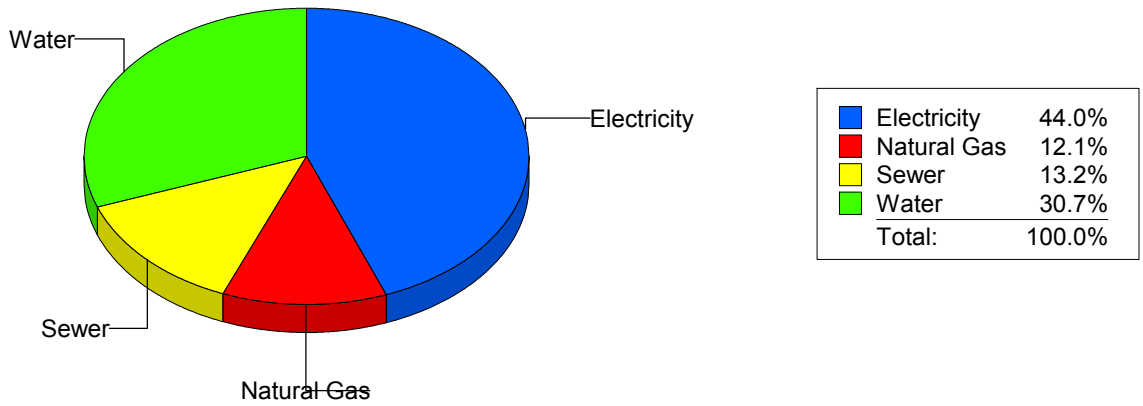
Cost Avoidance Program

Cost Summary Graph

Grouped by Energy Type

Energy Type	Use	Units	Meter Cost	Special Charges	Total Cost	Avg Unit Cost	% of Total Cost
Site: MAGOFFIN MIDDLE SCHO - MAGOFFIN MIDDLE SCHO							
Electricity	13,190	KWH	\$1,561.84	\$0.00	\$1,561.84	0.1184	44.04%
Natural Gas	789	CCF	\$427.78	\$0.00	\$427.78	0.5422	12.06%
Water	398	CCF	\$1,088.20	\$0.00	\$1,088.20	2.7342	30.69%
Sewer	191	CCF	\$468.52	\$0.00	\$468.52	2.4530	13.21%
Total Cost:			\$3,546.34	\$0.00	\$3,546.34		

For MAGOFFIN MIDDLE SCHO



Filters: Cost Center Name Not Equal To DoNotReport; Billing Period Equal To 201211All Meter CodesAll Group Names

el Paso

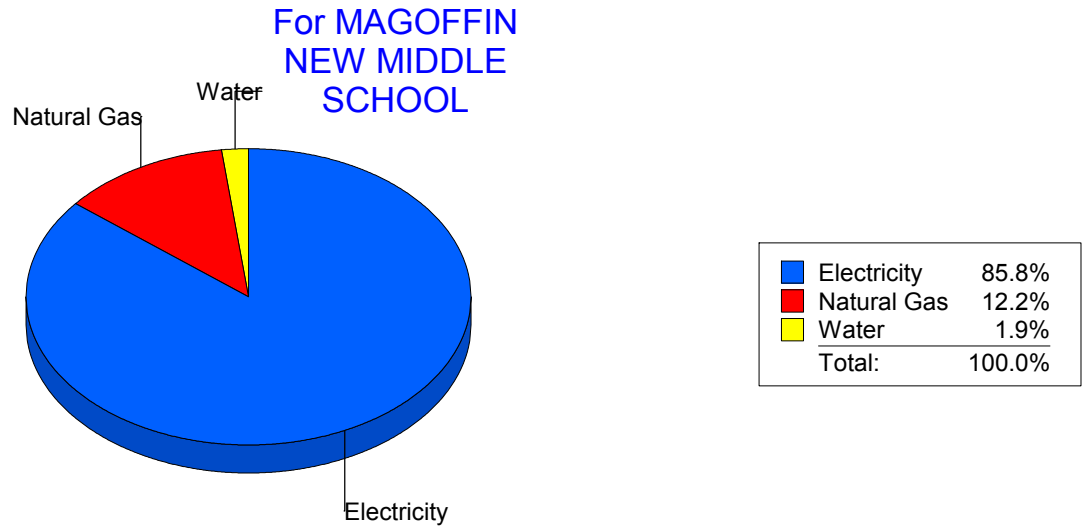
Energy CAP

Cost Avoidance Program

Cost Summary Graph

Grouped by Energy Type

Energy Type	Use	Units	Meter Cost	Special Charges	Total Cost	Avg Unit Cost	% of Total Cost
Site: MAGOFFINMIDDLESCHOOLN047 - MAGOFFIN NEW MIDDLE SCHOOL							
Electricity	106,000	KWH	\$9,845.58	\$0.00	\$9,845.58	0.0929	85.82%
Natural Gas	2,780	CCF	\$1,405.35	\$0.00	\$1,405.35	0.5055	12.25%
Water	0	CCF	\$221.77	\$0.00	\$221.77	0.0000	1.93%
Total Cost:			\$11,472.70	\$0.00	\$11,472.70		



Filters: Cost Center Name Not Equal To DoNotReport; Billing Period Equal To 201211All Meter CodesAll Group Names

elpaso

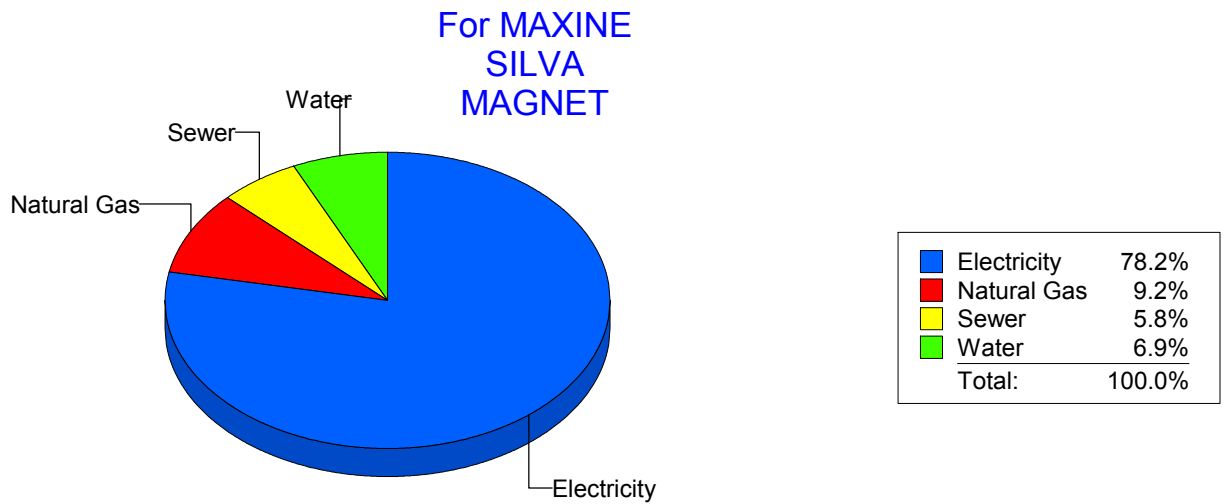
Energy CAP

Cost Avoidance Program

Cost Summary Graph

Grouped by Energy Type

Energy Type	Use	Units	Meter Cost	Special Charges	Total Cost	Avg Unit Cost	% of Total Cost
Site: MAXINE SILVA MAGNET - MAXINE SILVA MAGNET							
Electricity	48,900	KWH	\$5,194.29	\$0.00	\$5,194.29	0.1062	78.17%
Natural Gas	1,157	CCF	\$608.46	\$0.00	\$608.46	0.5259	9.16%
Water	206	CCF	\$458.36	\$0.00	\$458.36	2.2250	6.90%
Sewer	185	CCF	\$384.09	\$0.00	\$384.09	2.0762	5.78%
Total Cost:			\$6,645.20	\$0.00	\$6,645.20		



Filters: Cost Center Name Not Equal To DoNotReport; Billing Period Equal To 201211All Meter CodesAll Group Names

elpaso

Energy CAP

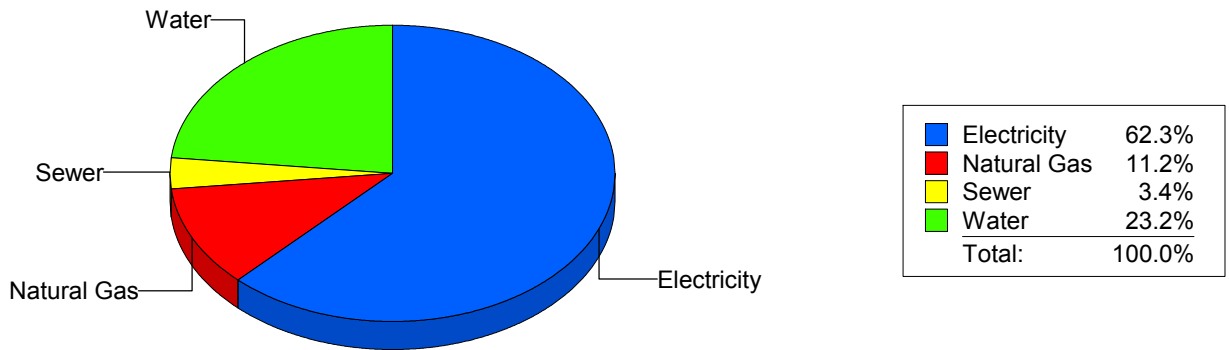
Cost Avoidance Program

Cost Summary Graph

Grouped by Energy Type

Energy Type	Use	Units	Meter Cost	Special Charges	Total Cost	Avg Unit Cost	% of Total Cost
Site: MESITA ELEMENTARY - MESITA ELEMENTARY							
Electricity	62,520	KWH	\$6,889.27	\$0.00	\$6,889.27	0.1102	62.28%
Natural Gas	2,347	CCF	\$1,234.19	\$0.00	\$1,234.19	0.5259	11.16%
Water	639	CCF	\$2,567.43	\$0.00	\$2,567.43	4.0179	23.21%
Sewer	117	CCF	\$371.58	\$0.00	\$371.58	3.1759	3.36%
Total Cost:			\$11,062.47	\$0.00	\$11,062.47		

For MESITA ELEMENTARY



Filters: Cost Center Name Not Equal To DoNotReport; Billing Period Equal To 201211All Meter CodesAll Group Names

el paso

Energy CAP

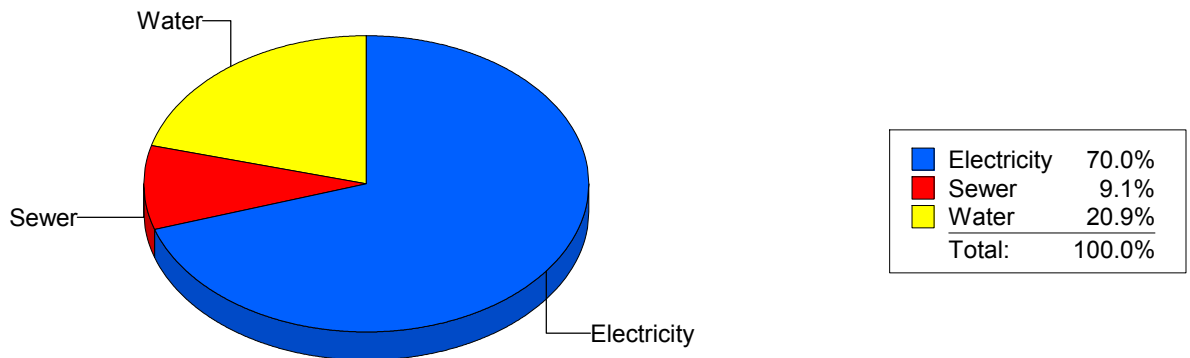
Cost Avoidance Program

Cost Summary Graph

Grouped by Energy Type

Energy Type	Use	Units	Meter Cost	Special Charges	Total Cost	Avg Unit Cost	% of Total Cost
Site: MILAM ELEMENTARY - MILAM ELEMENTARY							
Electricity	20,040	KWH	\$2,028.48	\$0.00	\$2,028.48	0.1012	70.04%
Water	224	CCF	\$605.41	\$0.00	\$605.41	2.7027	20.90%
Sewer	92	CCF	\$262.26	\$0.00	\$262.26	2.8507	9.06%
Total Cost:			\$2,896.15	\$0.00	\$2,896.15		

For MILAM ELEMENTARY



Filters: Cost Center Name Not Equal To DoNotReport; Billing Period Equal To 201211All Meter CodesAll Group Names

elpaso

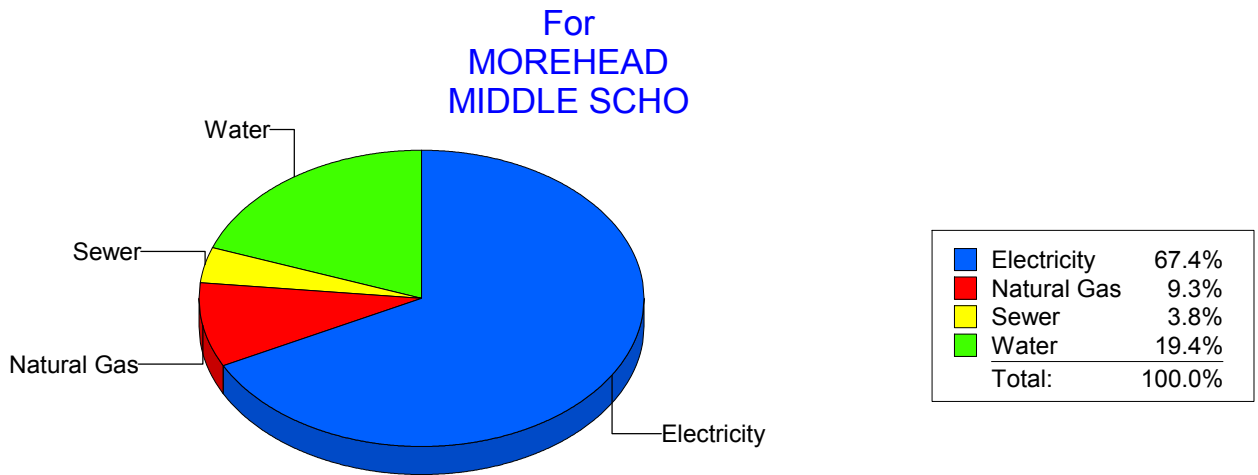
Energy CAP

Cost Avoidance Program

Cost Summary Graph

Grouped by Energy Type

Energy Type	Use	Units	Meter Cost	Special Charges	Total Cost	Avg Unit Cost	% of Total Cost
Site: MOREHEAD MIDDLE SCHO - MOREHEAD MIDDLE SCHO							
Electricity	69,297	KWH	\$7,944.53	\$0.00	\$7,944.53	0.1146	67.41%
Natural Gas	2,162	CCF	\$1,101.92	\$0.00	\$1,101.92	0.5097	9.35%
Water	1,287	CCF	\$2,288.14	\$0.00	\$2,288.14	1.7779	19.41%
Sewer	178	CCF	\$451.49	\$0.00	\$451.49	2.5365	3.83%
Total Cost:			\$11,786.08	\$0.00	\$11,786.08		



Filters: Cost Center Name Not Equal To DoNotReport; Billing Period Equal To 201211All Meter CodesAll Group Names

el Paso

Energy CAP

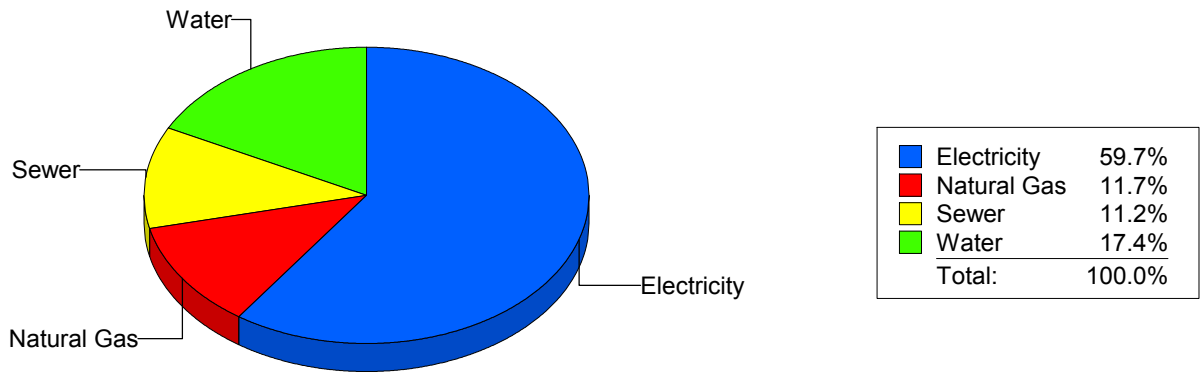
Cost Avoidance Program

Cost Summary Graph

Grouped by Energy Type

Energy Type	Use	Units	Meter Cost	Special Charges	Total Cost	Avg Unit Cost	% of Total Cost
Site: NEWMAN ELEMENTARY - NEWMAN ELEMENTARY							
Electricity	21,112	KWH	\$2,634.90	\$0.00	\$2,634.90	0.1248	59.71%
Natural Gas	802	CCF	\$515.79	\$0.00	\$515.79	0.6431	11.69%
Water	414	CCF	\$769.91	\$0.00	\$769.91	1.8597	17.45%
Sewer	288	CCF	\$492.35	\$0.00	\$492.35	1.7095	11.16%
Total Cost:			\$4,412.95	\$0.00	\$4,412.95		

For NEWMAN ELEMENTARY



Filters: Cost Center Name Not Equal To DoNotReport; Billing Period Equal To 201211All Meter CodesAll Group Names

el paso

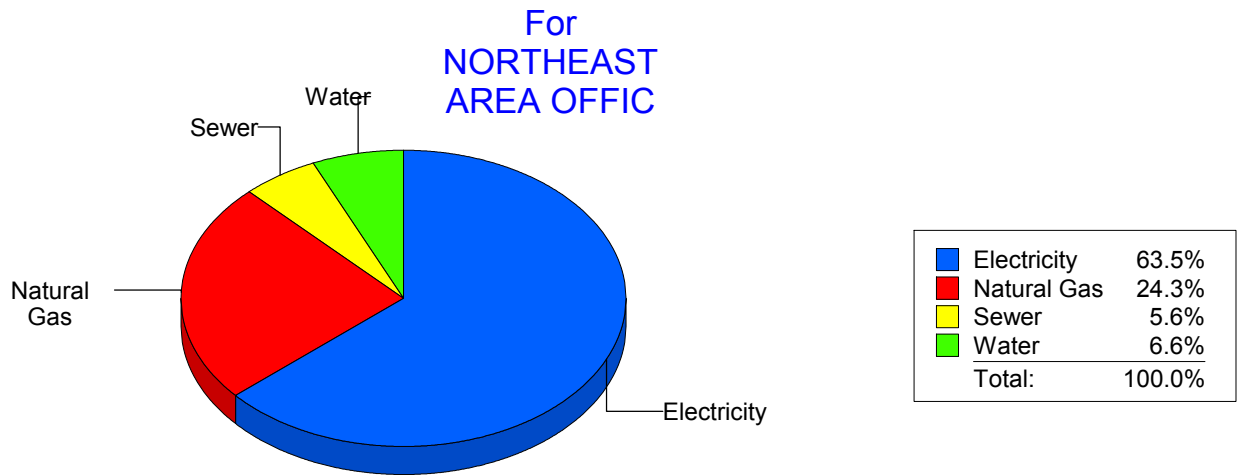
Energy CAP

Cost Avoidance Program

Cost Summary Graph

Grouped by Energy Type

Energy Type	Use	Units	Meter Cost	Special Charges	Total Cost	Avg Unit Cost	% of Total Cost
Site: NORTHEAST AREA OFFIC - NORTHEAST AREA OFFIC							
Electricity	4,360	KWH	\$542.13	\$0.00	\$542.13	0.1243	63.49%
Natural Gas	102	CCF	\$207.55	\$0.00	\$207.55	2.0348	24.31%
Water	8	CCF	\$56.00	\$0.00	\$56.00	7.0000	6.56%
Sewer	5	CCF	\$48.19	\$0.00	\$48.19	9.6380	5.64%
Total Cost:			\$853.87	\$0.00	\$853.87		



Filters: Cost Center Name Not Equal To DoNotReport; Billing Period Equal To 201211All Meter CodesAll Group Names

elpaso

Energy CAP

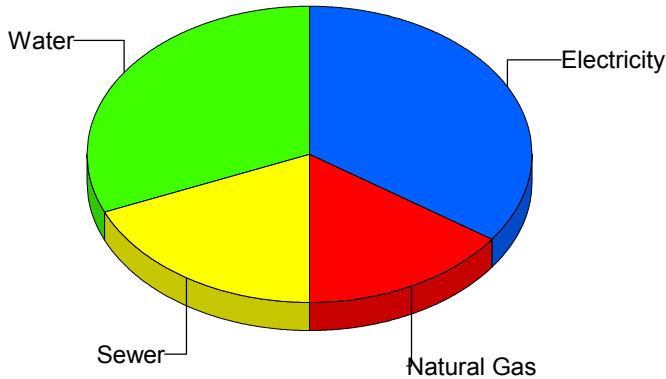
Cost Avoidance Program

Cost Summary Graph

Grouped by Energy Type

Energy Type	Use	Units	Meter Cost	Special Charges	Total Cost	Avg Unit Cost	% of Total Cost
Site: NORTHEAST AREA TRANS - NORTHEAST AREA TRANS							
Electricity	5,568	KWH	\$520.29	\$0.00	\$520.29	0.0934	34.83%
Natural Gas	315	CCF	\$227.51	\$0.00	\$227.51	0.7223	15.23%
Water	120	CCF	\$468.54	\$0.00	\$468.54	3.9045	31.37%
Sewer	45	CCF	\$277.26	\$0.00	\$277.26	6.1613	18.56%
Total Cost:			\$1,493.60	\$0.00	\$1,493.60		

For
NORTHEAST
AREA TRANS



Electricity	34.8%
Natural Gas	15.2%
Sewer	18.6%
Water	31.4%
Total:	100.0%

Filters: Cost Center Name Not Equal To DoNotReport; Billing Period Equal To 201211All Meter CodesAll Group Names

el paso

Energy CAP

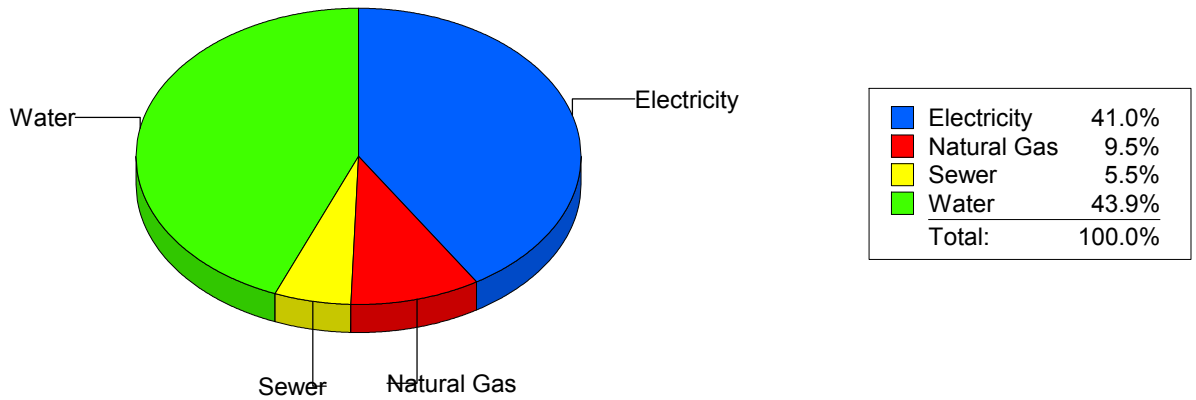
Cost Avoidance Program

Cost Summary Graph

Grouped by Energy Type

Energy Type	Use	Units	Meter Cost	Special Charges	Total Cost	Avg Unit Cost	% of Total Cost
Site: OCCUPATIONAL CTR. - OCCUPATIONAL CTR.							
Electricity	3,600	KWH	\$426.47	\$0.00	\$426.47	0.1185	41.00%
Natural Gas	135	CCF	\$99.22	\$0.00	\$99.22	0.7350	9.54%
Water	82	CCF	\$456.93	\$0.00	\$456.93	5.5723	43.93%
Sewer	5	CCF	\$57.51	\$0.00	\$57.51	11.5020	5.53%
Total Cost:			\$1,040.13	\$0.00	\$1,040.13		

For OCCUPATIONAL CTR.



Filters: Cost Center Name Not Equal To DoNotReport; Billing Period Equal To 201211All Meter CodesAll Group Names

el paso

Energy CAP

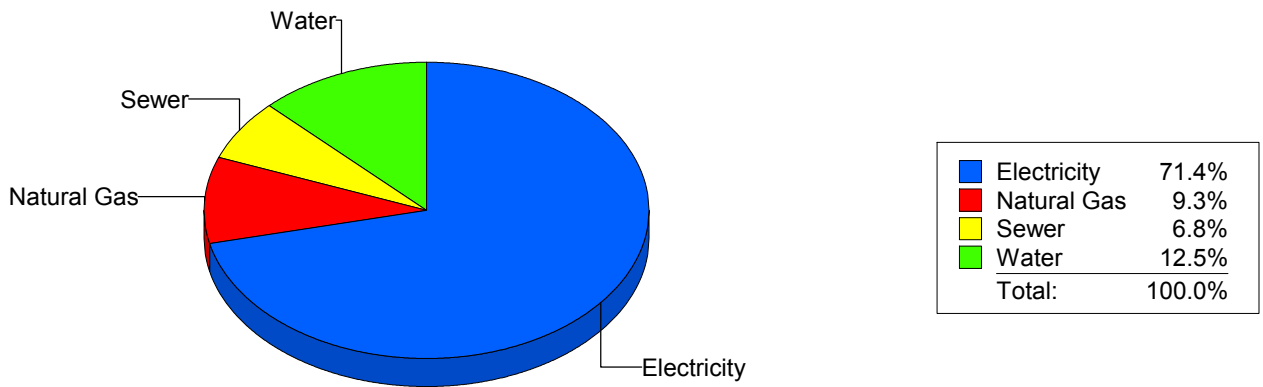
Cost Avoidance Program

Cost Summary Graph

Grouped by Energy Type

Energy Type	Use	Units	Meter Cost	Special Charges	Total Cost	Avg Unit Cost	% of Total Cost
Site: PARK ELEMENTARY - PARK ELEMENTARY							
Electricity	23,628	KWH	\$3,260.90	\$0.00	\$3,260.90	0.1380	71.43%
Natural Gas	713	CCF	\$423.62	\$0.00	\$423.62	0.5941	9.28%
Water	207	CCF	\$571.53	\$0.00	\$571.53	2.7610	12.52%
Sewer	99	CCF	\$308.87	\$0.00	\$308.87	3.1199	6.77%
Total Cost:			\$4,564.92	\$0.00	\$4,564.92		

For PARK ELEMENTARY



Filters: Cost Center Name Not Equal To DoNotReport; Billing Period Equal To 201211All Meter CodesAll Group Names

elpaso

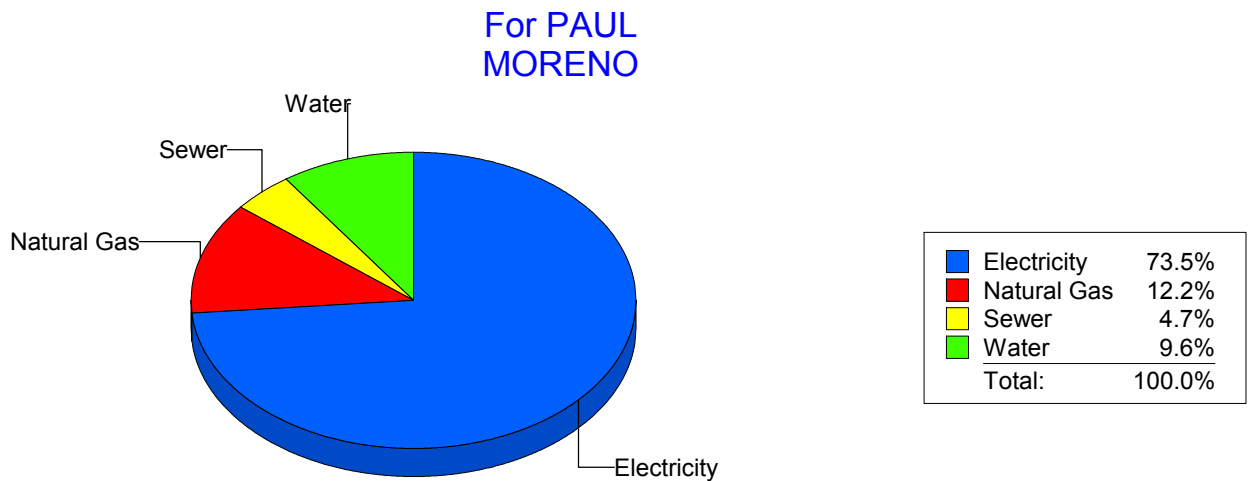
Energy CAP

Cost Avoidance Program

Cost Summary Graph

Grouped by Energy Type

Energy Type	Use	Units	Meter Cost	Special Charges	Total Cost	Avg Unit Cost	% of Total Cost
Site: PAUL MORENO - PAUL MORENO							
Electricity	49,200	KWH	\$5,338.14	\$0.00	\$5,338.14	0.1085	73.50%
Natural Gas	1,644	CCF	\$887.77	\$0.00	\$887.77	0.5400	12.22%
Water	99	CCF	\$698.56	\$0.00	\$698.56	7.0562	9.62%
Sewer	111	CCF	\$338.11	\$0.00	\$338.11	3.0460	4.66%
Total Cost:			\$7,262.58	\$0.00	\$7,262.58		



Filters: Cost Center Name Not Equal To DoNotReport; Billing Period Equal To 201211All Meter CodesAll Group Names

elpaso

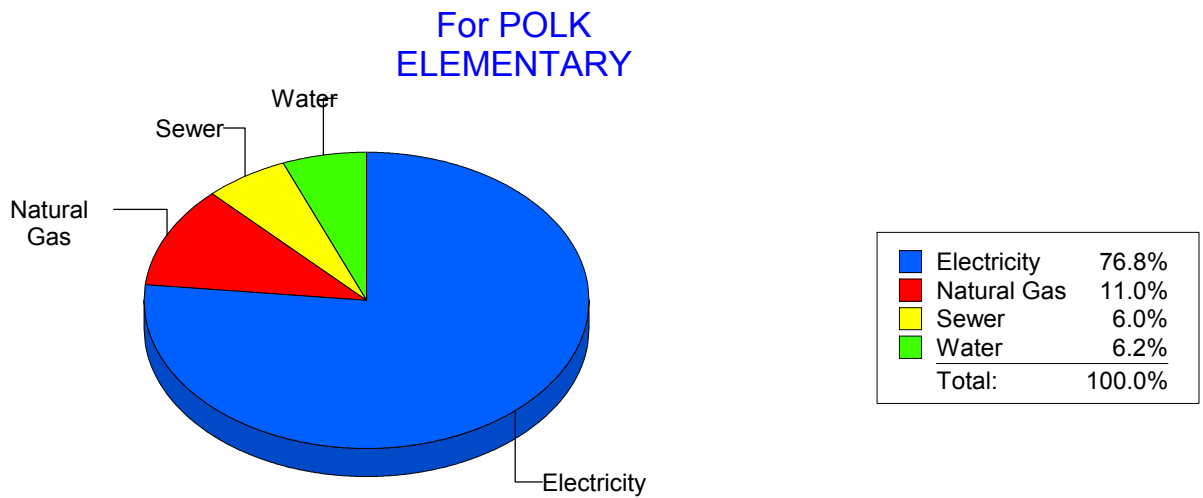
Energy CAP

Cost Avoidance Program

Cost Summary Graph

Grouped by Energy Type

Energy Type	Use	Units	Meter Cost	Special Charges	Total Cost	Avg Unit Cost	% of Total Cost
Site: POLK ELEMENTARY - POLK ELEMENTARY							
Electricity	25,740	KWH	\$3,155.62	\$0.00	\$3,155.62	0.1226	76.77%
Natural Gas	755	CCF	\$452.52	\$0.00	\$452.52	0.5994	11.01%
Water	85	CCF	\$255.59	\$0.00	\$255.59	3.0069	6.22%
Sewer	80	CCF	\$246.54	\$0.00	\$246.54	3.0818	6.00%
Total Cost:			\$4,110.27	\$0.00	\$4,110.27		



Filters: Cost Center Name Not Equal To DoNotReport; Billing Period Equal To 201211All Meter CodesAll Group Names

elpaso

Energy CAP

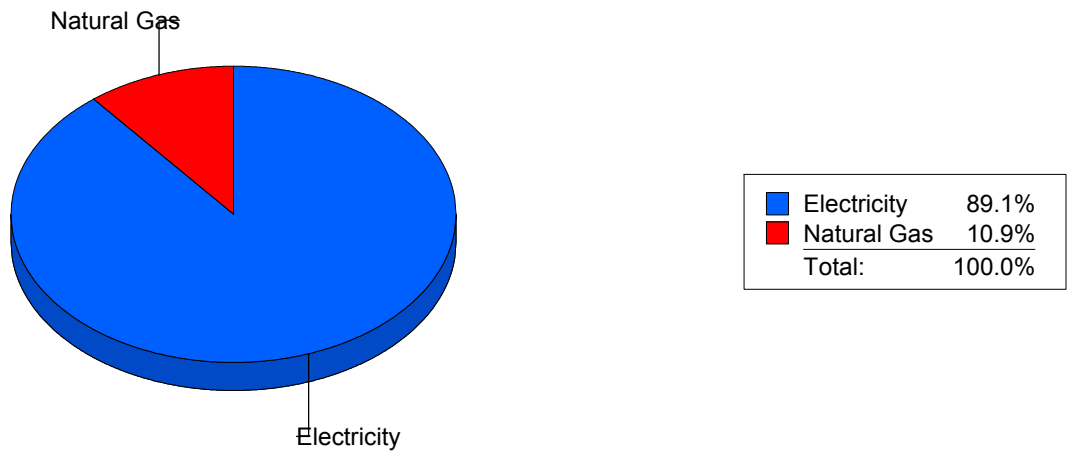
Cost Avoidance Program

Cost Summary Graph

Grouped by Energy Type

Energy Type	Use	Units	Meter Cost	Special Charges	Total Cost	Avg Unit Cost	% of Total Cost
Site: POWELL - POWELL							
Electricity	37,800	KWH	\$4,220.21	\$0.00	\$4,220.21	0.1116	89.09%
Natural Gas	970	CCF	\$516.64	\$0.00	\$516.64	0.5326	10.91%
Total Cost:			\$4,736.85	\$0.00	\$4,736.85		

For POWELL



Filters: Cost Center Name Not Equal To DoNotReport; Billing Period Equal To 201211All Meter CodesAll Group Names

el paso

Energy CAP

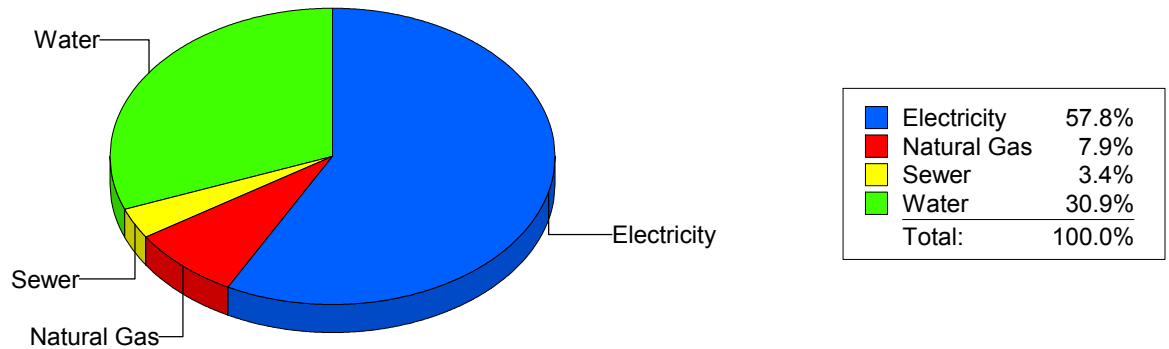
Cost Avoidance Program

Cost Summary Graph

Grouped by Energy Type

Energy Type	Use	Units	Meter Cost	Special Charges	Total Cost	Avg Unit Cost	% of Total Cost
Site: PUTNAM ELEMENTARY - PUTNAM ELEMENTARY							
Electricity	24,292	KWH	\$3,251.55	\$0.00	\$3,251.55	0.1339	57.80%
Natural Gas	222	CCF	\$445.94	\$0.00	\$445.94	2.0087	7.93%
Water	443	CCF	\$1,737.98	\$0.00	\$1,737.98	3.9232	30.89%
Sewer	88	CCF	\$190.18	\$0.00	\$190.18	2.1611	3.38%
Total Cost:			\$5,625.65	\$0.00	\$5,625.65		

For PUTNAM ELEMENTARY



Filters: Cost Center Name Not Equal To DoNotReport; Billing Period Equal To 201211All Meter CodesAll Group Names

elpaso

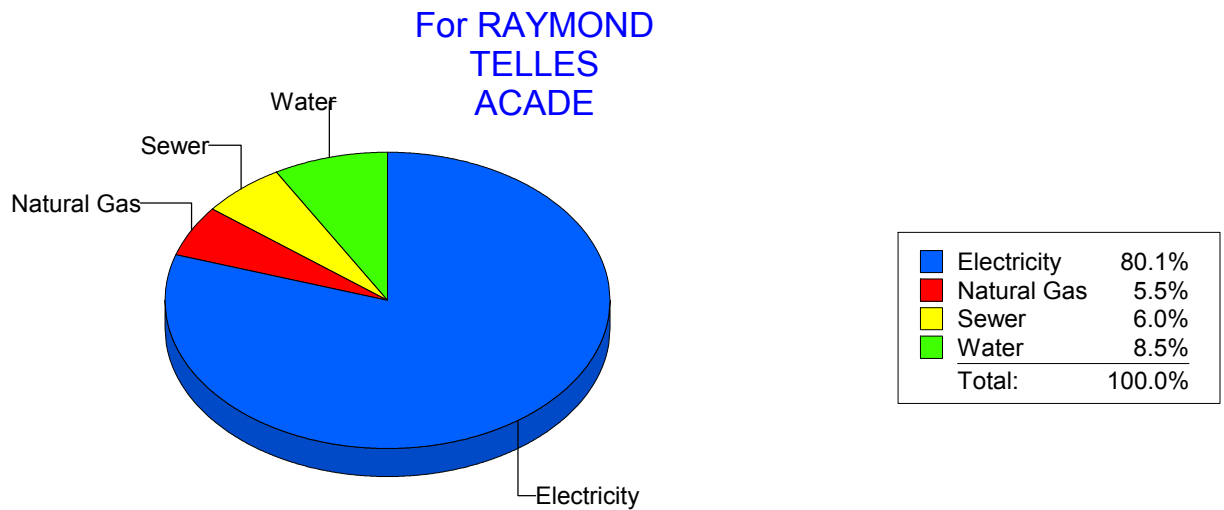
Energy CAP

Cost Avoidance Program

Cost Summary Graph

Grouped by Energy Type

Energy Type	Use	Units	Meter Cost	Special Charges	Total Cost	Avg Unit Cost	% of Total Cost
Site: RAYMOND TELLES ACADE - RAYMOND TELLES ACADE							
Electricity	36,400	KWH	\$3,834.98	\$0.00	\$3,834.98	0.1054	80.11%
Natural Gas	452	CCF	\$261.33	\$0.00	\$261.33	0.5782	5.46%
Water	170	CCF	\$404.72	\$0.00	\$404.72	2.3807	8.45%
Sewer	110	CCF	\$285.84	\$0.00	\$285.84	2.5985	5.97%
Total Cost:			\$4,786.87	\$0.00	\$4,786.87		



Filters: Cost Center Name Not Equal To DoNotReport; Billing Period Equal To 201211All Meter CodesAll Group Names

elpaso

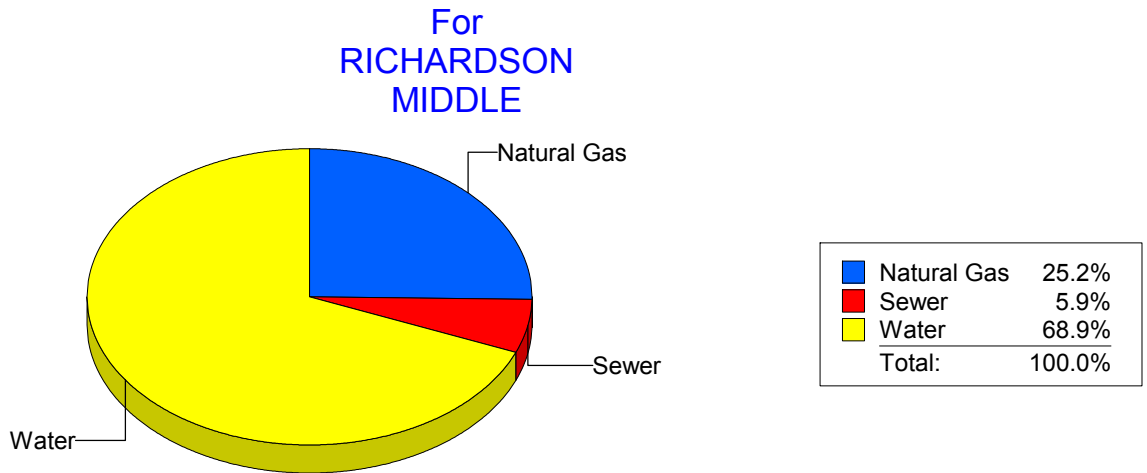
Energy CAP

Cost Avoidance Program

Cost Summary Graph

Grouped by Energy Type

Energy Type	Use	Units	Meter Cost	Special Charges	Total Cost	Avg Unit Cost	% of Total Cost
Site: RICHARDSON MIDDLE - RICHARDSON MIDDLE							
Natural Gas	2,525	CCF	\$1,280.15	\$0.00	\$1,280.15	0.5070	25.21%
Water	648	CCF	\$3,499.32	\$0.00	\$3,499.32	5.4002	68.92%
Sewer	119	CCF	\$297.63	\$0.00	\$297.63	2.5011	5.86%
Total Cost:			\$5,077.10	\$0.00	\$5,077.10		



Filters: Cost Center Name Not Equal To DoNotReport; Billing Period Equal To 201211All Meter CodesAll Group Names

el paso

Energy CAP

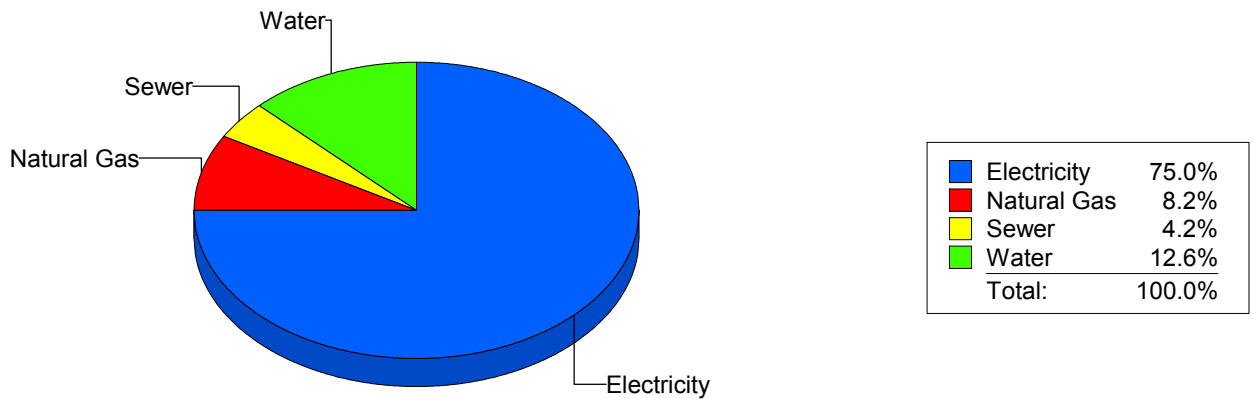
Cost Avoidance Program

Cost Summary Graph

Grouped by Energy Type

Energy Type	Use	Units	Meter Cost	Special Charges	Total Cost	Avg Unit Cost	% of Total Cost
Site: RIVERA ELEMENTARY - RIVERA ELEMENTARY							
Electricity	46,800	KWH	\$4,942.47	\$0.00	\$4,942.47	0.1056	75.00%
Natural Gas	1,018	CCF	\$540.23	\$0.00	\$540.23	0.5307	8.20%
Water	101	CCF	\$829.22	\$0.00	\$829.22	8.2101	12.58%
Sewer	104	CCF	\$277.98	\$0.00	\$277.98	2.6729	4.22%
Total Cost:			\$6,589.90	\$0.00	\$6,589.90		

For RIVERA ELEMENTARY



Filters: Cost Center Name Not Equal To DoNotReport; Billing Period Equal To 201211All Meter CodesAll Group Names

elpaso

Energy CAP

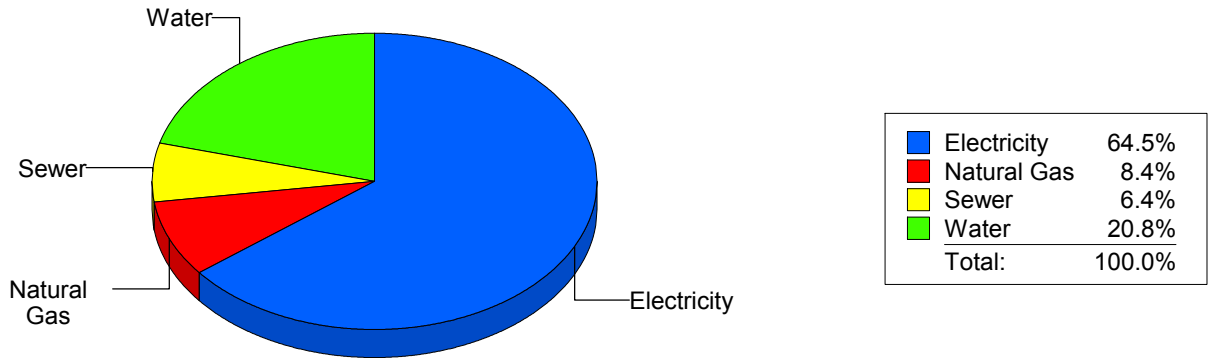
Cost Avoidance Program

Cost Summary Graph

Grouped by Energy Type

Energy Type	Use	Units	Meter Cost	Special Charges	Total Cost	Avg Unit Cost	% of Total Cost
Site: ROBERTS ELEMENTARY - ROBERTS ELEMENTARY							
Electricity	33,122	KWH	\$3,360.39	\$0.00	\$3,360.39	0.1015	64.51%
Natural Gas	722	CCF	\$435.55	\$0.00	\$435.55	0.6033	8.36%
Water	388	CCF	\$1,081.44	\$0.00	\$1,081.44	2.7872	20.76%
Sewer	137	CCF	\$331.62	\$0.00	\$331.62	2.4206	6.37%
Total Cost:			\$5,209.00	\$0.00	\$5,209.00		

For ROBERTS ELEMENTARY



Filters: Cost Center Name Not Equal To DoNotReport; Billing Period Equal To 201211All Meter CodesAll Group Names

elpaso

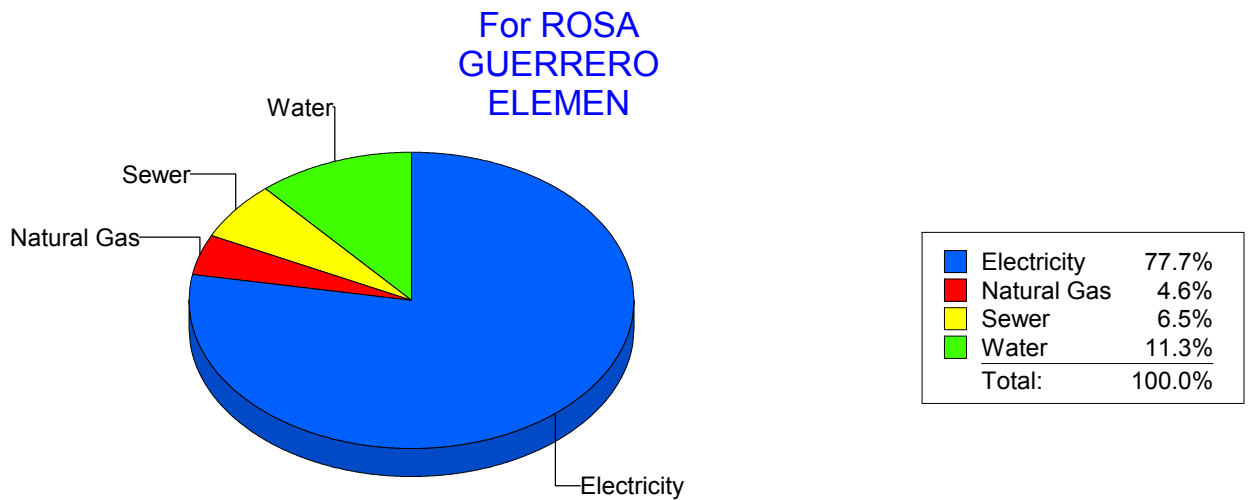
Energy CAP

Cost Avoidance Program

Cost Summary Graph

Grouped by Energy Type

Energy Type	Use	Units	Meter Cost	Special Charges	Total Cost	Avg Unit Cost	% of Total Cost
Site: ROSA GUERRERO ELEMEN - ROSA GUERRERO ELEMEN							
Electricity	38,860	KWH	\$5,320.20	\$0.00	\$5,320.20	0.1369	77.65%
Natural Gas	485	CCF	\$315.64	\$0.00	\$315.64	0.6508	4.61%
Water	319	CCF	\$771.34	\$0.00	\$771.34	2.4180	11.26%
Sewer	182	CCF	\$444.27	\$0.00	\$444.27	2.4410	6.48%
Total Cost:			\$6,851.45	\$0.00	\$6,851.45		



Filters: Cost Center Name Not Equal To DoNotReport; Billing Period Equal To 201211All Meter CodesAll Group Names

el Paso

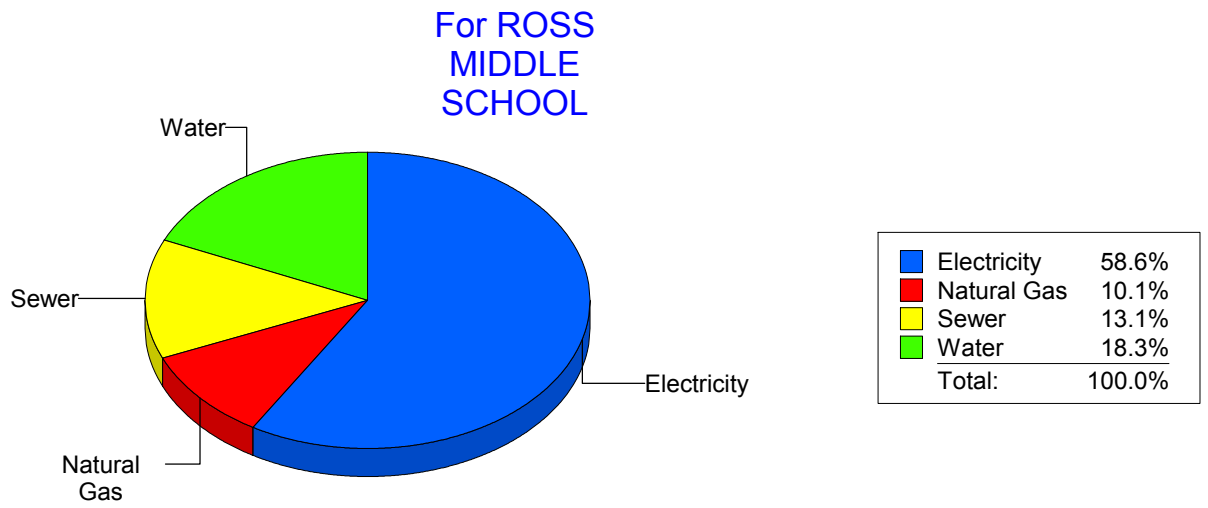
Energy CAP

Cost Avoidance Program

Cost Summary Graph

Grouped by Energy Type

Energy Type	Use	Units	Meter Cost	Special Charges	Total Cost	Avg Unit Cost	% of Total Cost
Site: ROSS MIDDLE SCHOOL - ROSS MIDDLE SCHOOL							
Electricity	39,992	KWH	\$4,917.48	\$0.00	\$4,917.48	0.1230	58.56%
Natural Gas	1,637	CCF	\$844.16	\$0.00	\$844.16	0.5157	10.05%
Water	944	CCF	\$1,535.50	\$0.00	\$1,535.50	1.6266	18.28%
Sewer	732	CCF	\$1,100.66	\$0.00	\$1,100.66	1.5036	13.11%
Total Cost:			\$8,397.80	\$0.00	\$8,397.80		



Filters: Cost Center Name Not Equal To DoNotReport; Billing Period Equal To 201211All Meter CodesAll Group Names

elpaso

Energy CAP

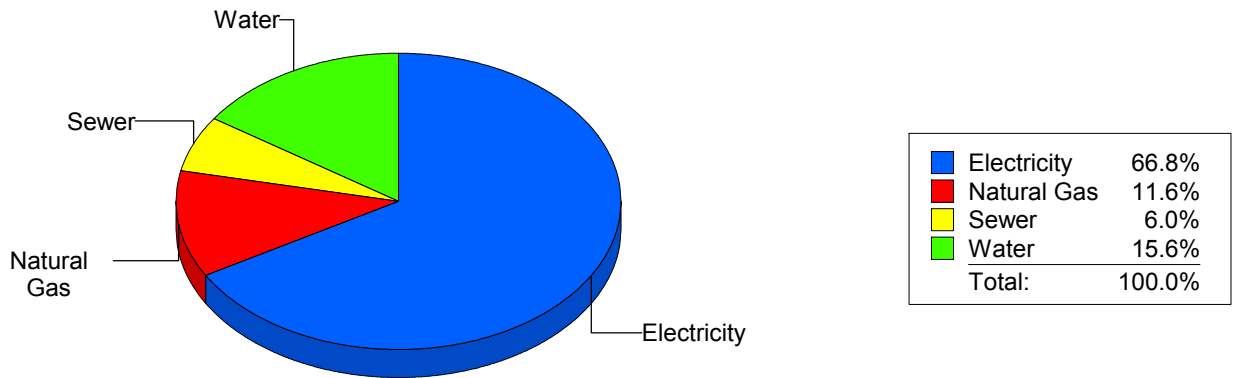
Cost Avoidance Program

Cost Summary Graph

Grouped by Energy Type

Energy Type	Use	Units	Meter Cost	Special Charges	Total Cost	Avg Unit Cost	% of Total Cost
Site: RUSK ELEMENTARY - RUSK ELEMENTARY							
Electricity	23,768	KWH	\$2,782.46	\$0.00	\$2,782.46	0.1171	66.75%
Natural Gas	748	CCF	\$485.23	\$0.00	\$485.23	0.6487	11.64%
Water	219	CCF	\$652.01	\$0.00	\$652.01	2.9772	15.64%
Sewer	84	CCF	\$248.67	\$0.00	\$248.67	2.9604	5.97%
Total Cost:			\$4,168.37	\$0.00	\$4,168.37		

For RUSK ELEMENTARY



Filters: Cost Center Name Not Equal To DoNotReport; Billing Period Equal To 201211All Meter CodesAll Group Names

elpaso

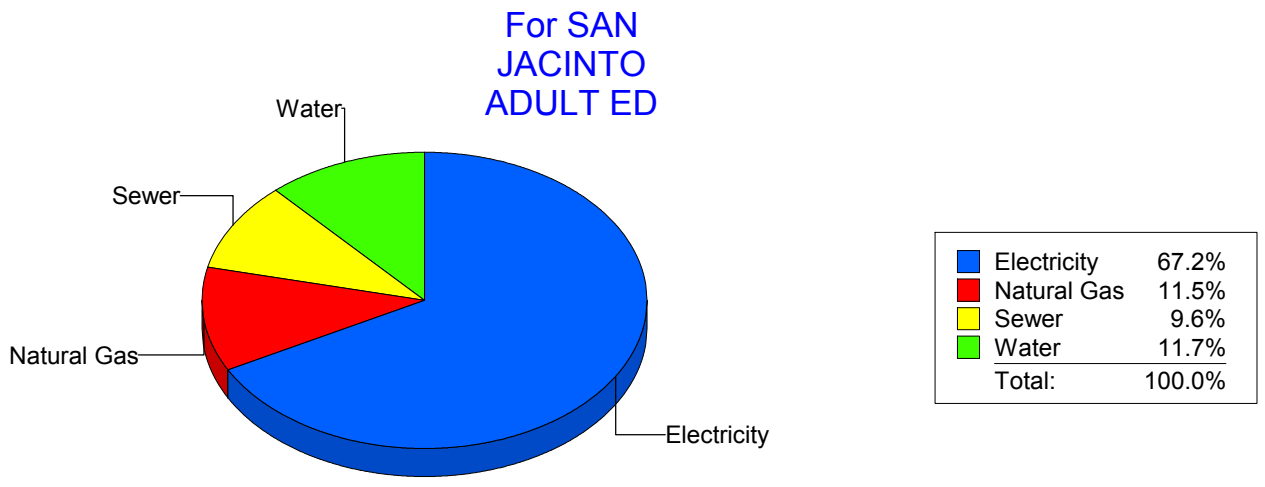
Energy CAP

Cost Avoidance Program

Cost Summary Graph

Grouped by Energy Type

Energy Type	Use	Units	Meter Cost	Special Charges	Total Cost	Avg Unit Cost	% of Total Cost
Site: SAN JACINTO ADULT ED - SAN JACINTO ADULT ED							
Electricity	6,500	KWH	\$780.57	\$0.00	\$780.57	0.1201	67.22%
Natural Gas	202	CCF	\$133.42	\$0.00	\$133.42	0.6605	11.49%
Water	48	CCF	\$136.03	\$0.00	\$136.03	2.8340	11.71%
Sewer	36	CCF	\$111.27	\$0.00	\$111.27	3.0908	9.58%
Total Cost:			\$1,161.29	\$0.00	\$1,161.29		



Filters: Cost Center Name Not Equal To DoNotReport; Billing Period Equal To 201211All Meter CodesAll Group Names

elpaso

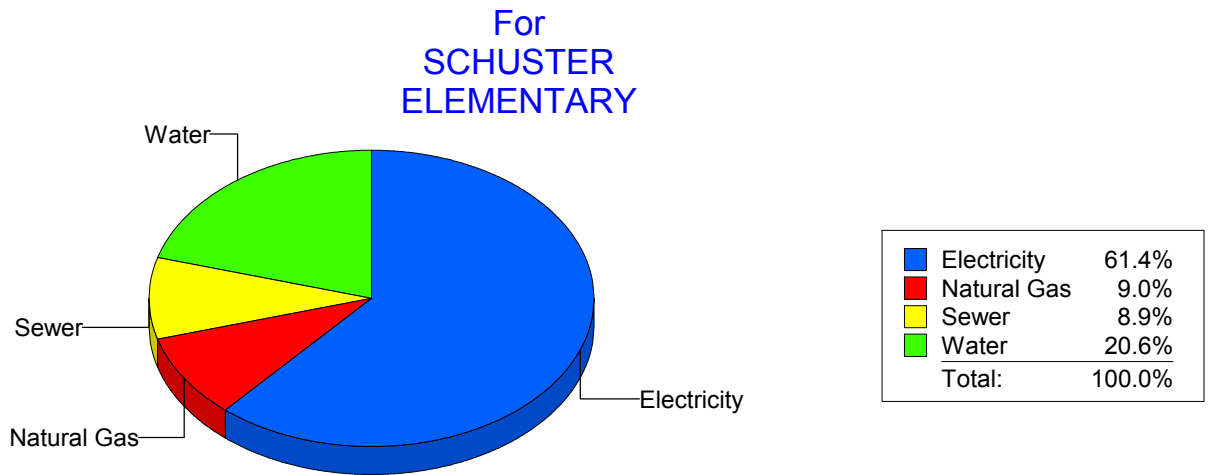
Energy CAP

Cost Avoidance Program

Cost Summary Graph

Grouped by Energy Type

Energy Type	Use	Units	Meter Cost	Special Charges	Total Cost	Avg Unit Cost	% of Total Cost
Site: SCHUSTER ELEMENTARY - SCHUSTER ELEMENTARY							
Electricity	15,040	KWH	\$1,541.03	\$0.00	\$1,541.03	0.1025	61.41%
Natural Gas	385	CCF	\$227.08	\$0.00	\$227.08	0.5898	9.05%
Water	246	CCF	\$517.48	\$0.00	\$517.48	2.1036	20.62%
Sewer	122	CCF	\$223.93	\$0.00	\$223.93	1.8355	8.92%
Total Cost:			\$2,509.52	\$0.00	\$2,509.52		



Filters: Cost Center Name Not Equal To DoNotReport; Billing Period Equal To 201211All Meter CodesAll Group Names

elpaso

Energy CAP

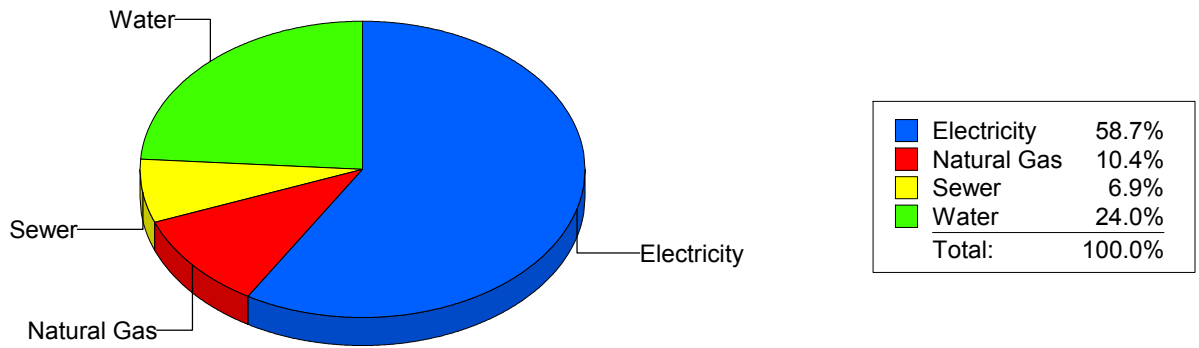
Cost Avoidance Program

Cost Summary Graph

Grouped by Energy Type

Energy Type	Use	Units	Meter Cost	Special Charges	Total Cost	Avg Unit Cost	% of Total Cost
Site: STANTON ELEMENTARY - STANTON ELEMENTARY							
Electricity	23,739	KWH	\$2,920.21	\$0.00	\$2,920.21	0.1230	58.66%
Natural Gas	889	CCF	\$517.72	\$0.00	\$517.72	0.5824	10.40%
Water	479	CCF	\$1,195.66	\$0.00	\$1,195.66	2.4962	24.02%
Sewer	175	CCF	\$344.32	\$0.00	\$344.32	1.9675	6.92%
Total Cost:			\$4,977.91	\$0.00	\$4,977.91		

For STANTON ELEMENTARY



Filters: Cost Center Name Not Equal To DoNotReport; Billing Period Equal To 201211All Meter CodesAll Group Names

elpaso

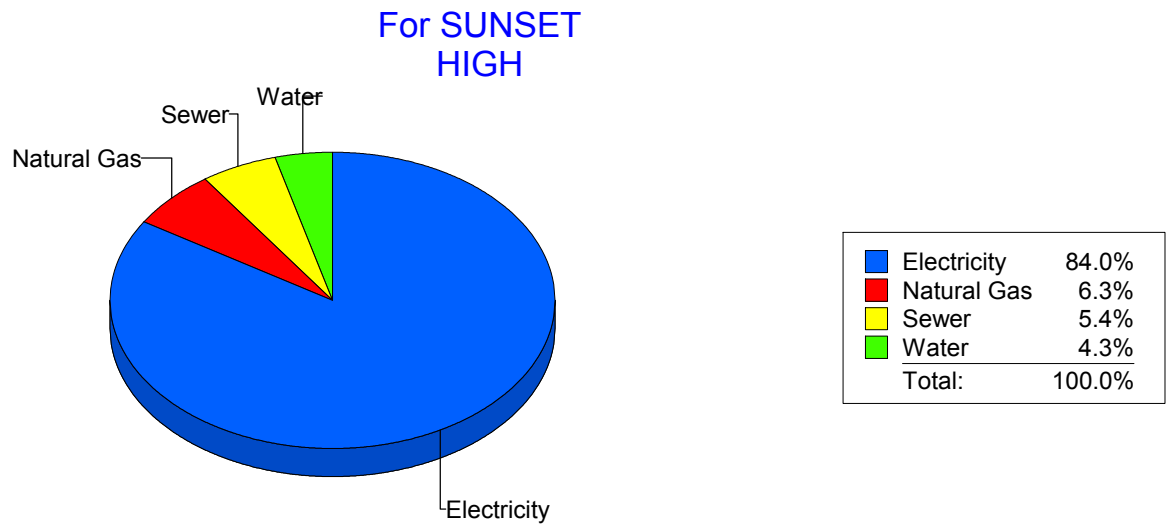
Energy CAP

Cost Avoidance Program

Cost Summary Graph

Grouped by Energy Type

Energy Type	Use	Units	Meter Cost	Special Charges	Total Cost	Avg Unit Cost	% of Total Cost
Site: SUNSET HIGH - SUNSET HIGH							
Electricity	13,600	KWH	\$1,881.11	\$0.00	\$1,881.11	0.1383	83.96%
Natural Gas	218	CCF	\$141.79	\$0.00	\$141.79	0.6504	6.33%
Water	21	CCF	\$95.80	\$0.00	\$95.80	4.5619	4.28%
Sewer	44	CCF	\$121.75	\$0.00	\$121.75	2.7670	5.43%
Total Cost:			\$2,240.45	\$0.00	\$2,240.45		



Filters: Cost Center Name Not Equal To DoNotReport; Billing Period Equal To 201211All Meter CodesAll Group Names

elpaso

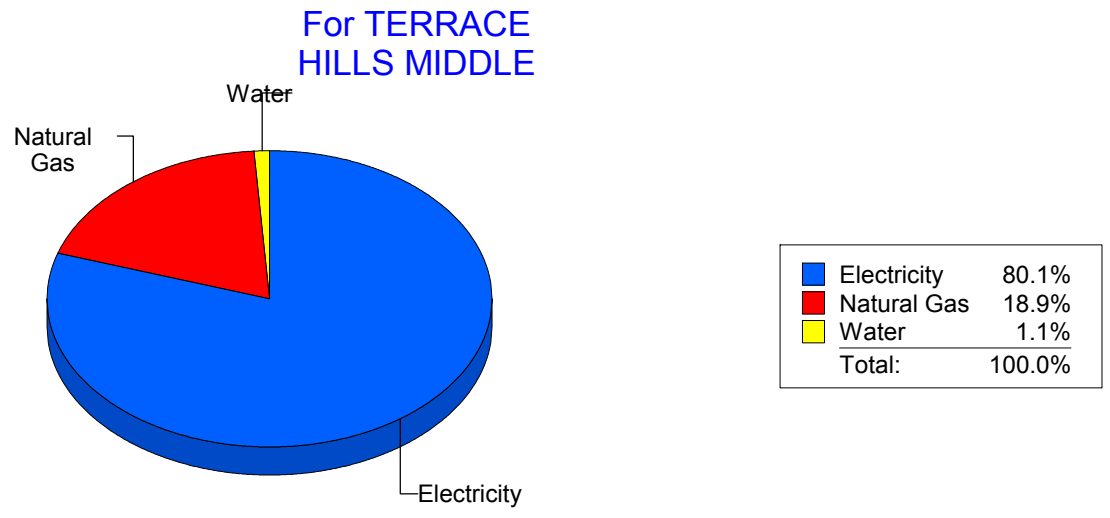
Energy CAP

Cost Avoidance Program

Cost Summary Graph

Grouped by Energy Type

Energy Type	Use	Units	Meter Cost	Special Charges	Total Cost	Avg Unit Cost	% of Total Cost
Site: TERRACE HILLS MIDDLE - TERRACE HILLS MIDDLE							
Electricity	27,150	KWH	\$2,827.34	\$0.00	\$2,827.34	0.1041	80.07%
Natural Gas	1,198	CCF	\$666.13	\$0.00	\$666.13	0.5560	18.87%
Water	0	CCF	\$37.45	\$0.00	\$37.45	0.0000	1.06%
Total Cost:			\$3,530.92	\$0.00	\$3,530.92		



Filters: Cost Center Name Not Equal To DoNotReport; Billing Period Equal To 201211All Meter CodesAll Group Names

elpaso

Energy CAP

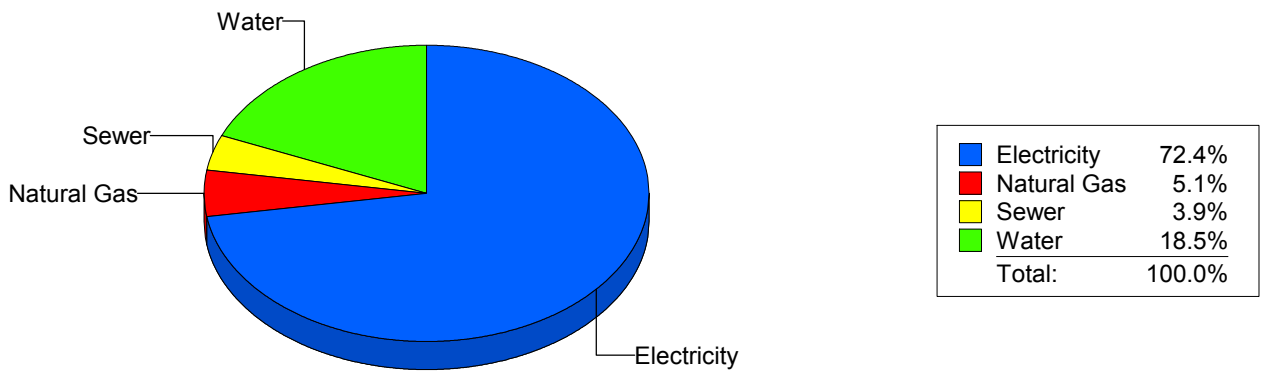
Cost Avoidance Program

Cost Summary Graph

Grouped by Energy Type

Energy Type	Use	Units	Meter Cost	Special Charges	Total Cost	Avg Unit Cost	% of Total Cost
Site: TIPPIN - TIPPIN ELEMENTARY							
Electricity	55,320	KWH	\$6,368.58	\$0.00	\$6,368.58	0.1151	72.45%
Natural Gas	834	CCF	\$449.88	\$0.00	\$449.88	0.5394	5.12%
Water	367	CCF	\$1,625.82	\$0.00	\$1,625.82	4.4300	18.50%
Sewer	156	CCF	\$346.10	\$0.00	\$346.10	2.2186	3.94%
Total Cost:			\$8,790.38	\$0.00	\$8,790.38		

For TIPPIN ELEMENTARY



Filters: Cost Center Name Not Equal To DoNotReport; Billing Period Equal To 201211All Meter CodesAll Group Names

elpaso

Energy CAP

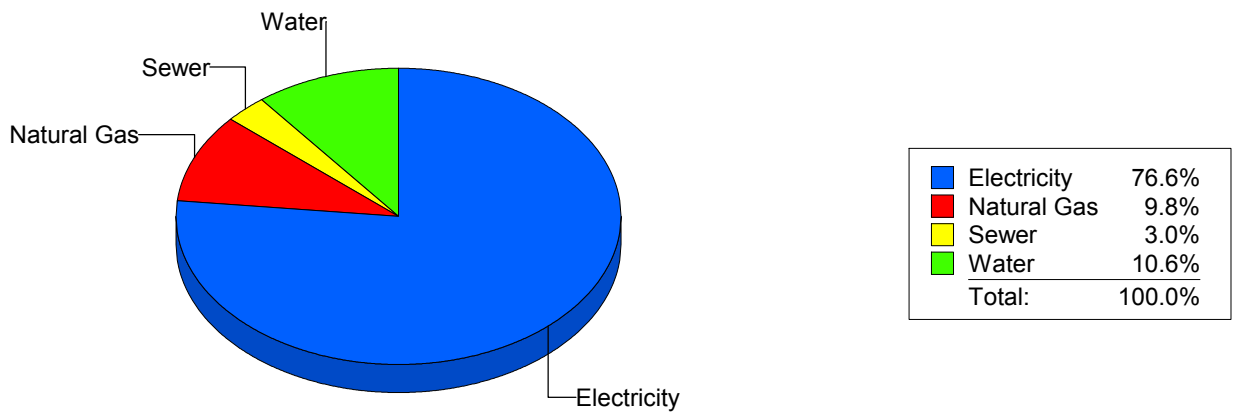
Cost Avoidance Program

Cost Summary Graph

Grouped by Energy Type

Energy Type	Use	Units	Meter Cost	Special Charges	Total Cost	Avg Unit Cost	% of Total Cost
Site: TOMLEA - TOM LEA							
Electricity	50,880	KWH	\$5,945.32	\$0.00	\$5,945.32	0.1168	76.58%
Natural Gas	1,473	CCF	\$763.63	\$0.00	\$763.63	0.5184	9.84%
Water	223	CCF	\$823.57	\$0.00	\$823.57	3.6931	10.61%
Sewer	68	CCF	\$230.82	\$0.00	\$230.82	3.3944	2.97%
Total Cost:			\$7,763.34	\$0.00	\$7,763.34		

For TOM LEA



Filters: Cost Center Name Not Equal To DoNotReport; Billing Period Equal To 201211All Meter CodesAll Group Names

el paso

Energy CAP

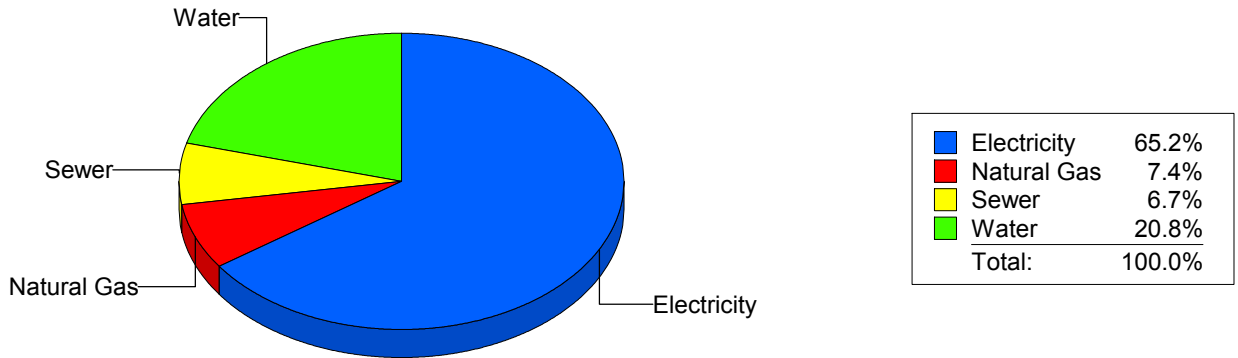
Cost Avoidance Program

Cost Summary Graph

Grouped by Energy Type

Energy Type	Use	Units	Meter Cost	Special Charges	Total Cost	Avg Unit Cost	% of Total Cost
Site: TRAVIS ELEMENTARY SC - TRAVIS ELEMENTARY SC							
Electricity	19,682	KWH	\$2,272.75	\$0.00	\$2,272.75	0.1155	65.20%
Natural Gas	361	CCF	\$256.62	\$0.00	\$256.62	0.7109	7.36%
Water	200	CCF	\$723.41	\$0.00	\$723.41	3.6171	20.75%
Sewer	90	CCF	\$232.97	\$0.00	\$232.97	2.5886	6.68%
Total Cost:			\$3,485.75	\$0.00	\$3,485.75		

For TRAVIS
ELEMENTARY
SC



Filters: Cost Center Name Not Equal To DoNotReport; Billing Period Equal To 201211All Meter CodesAll Group Names

elpaso

Energy CAP

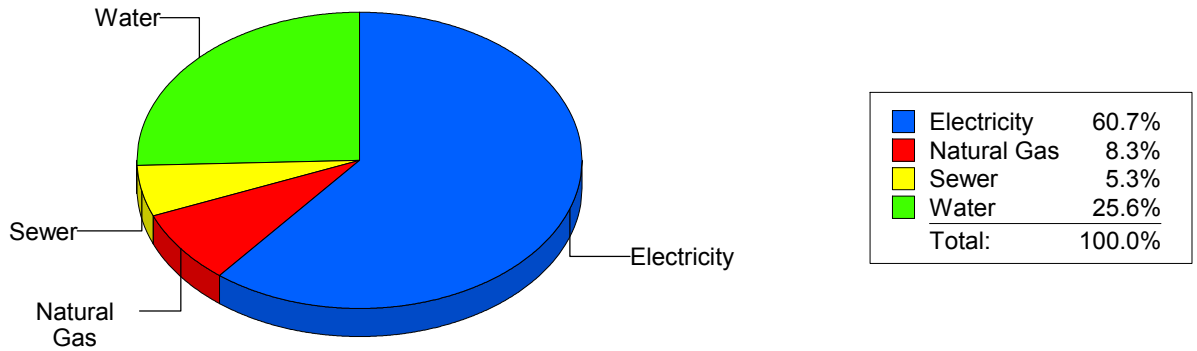
Cost Avoidance Program

Cost Summary Graph

Grouped by Energy Type

Energy Type	Use	Units	Meter Cost	Special Charges	Total Cost	Avg Unit Cost	% of Total Cost
Site: VILAS ELEMENTARY - VILAS ELEMENTARY							
Electricity	30,197	KWH	\$3,840.77	\$0.00	\$3,840.77	0.1272	60.71%
Natural Gas	844	CCF	\$525.67	\$0.00	\$525.67	0.6228	8.31%
Water	351	CCF	\$1,621.95	\$0.00	\$1,621.95	4.6209	25.64%
Sewer	62	CCF	\$337.66	\$0.00	\$337.66	5.4461	5.34%
Total Cost:			\$6,326.05	\$0.00	\$6,326.05		

For VILAS ELEMENTARY



Filters: Cost Center Name Not Equal To DoNotReport; Billing Period Equal To 201211All Meter CodesAll Group Names

elpaso

Energy CAP

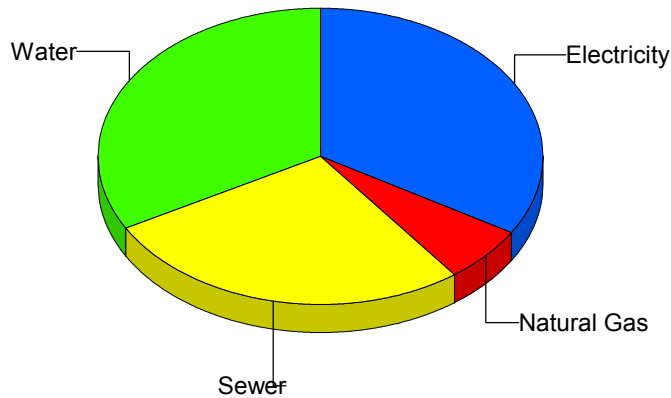
Cost Avoidance Program

Cost Summary Graph

Grouped by Energy Type

Energy Type	Use	Units	Meter Cost	Special Charges	Total Cost	Avg Unit Cost	% of Total Cost
Site: WAINWRIGHT ELEMENTAR - WAINWRIGHT ELEMENTAR							
Electricity	8,409	KWH	\$849.37	\$0.00	\$849.37	0.1010	33.61%
Natural Gas	174	CCF	\$156.31	\$0.00	\$156.31	0.8983	6.18%
Water	178	CCF	\$832.89	\$0.00	\$832.89	4.6792	32.95%
Sewer	428	CCF	\$688.90	\$0.00	\$688.90	1.6096	27.26%
Total Cost:			\$2,527.47	\$0.00	\$2,527.47		

For
WAINWRIGHT
ELEMENTAR



Electricity	33.6%
Natural Gas	6.2%
Sewer	27.3%
Water	33.0%
Total:	100.0%

Filters: Cost Center Name Not Equal To DoNotReport; Billing Period Equal To 201211All Meter CodesAll Group Names

el Paso

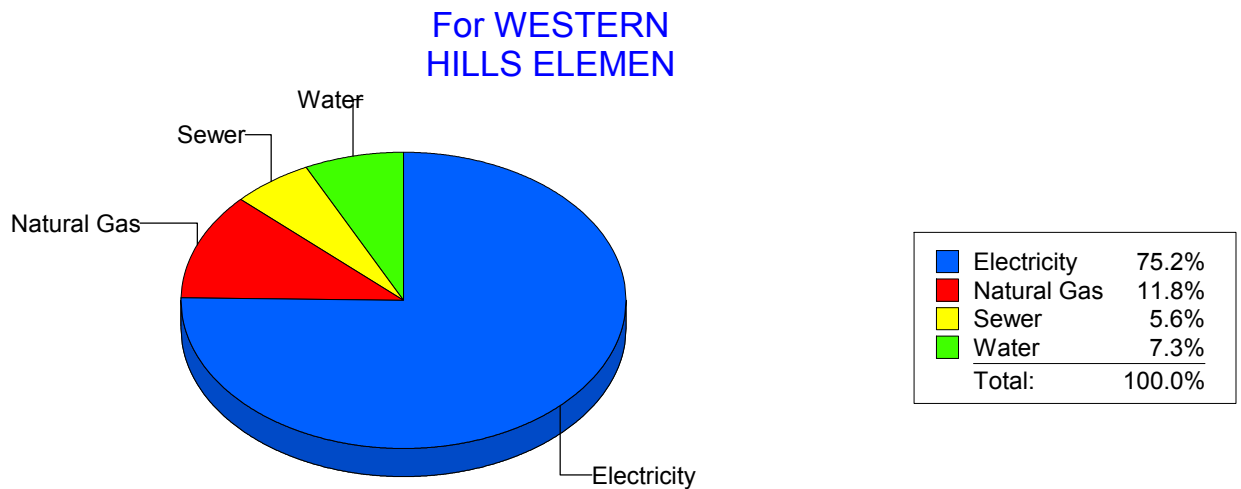
Energy CAP

Cost Avoidance Program

Cost Summary Graph

Grouped by Energy Type

Energy Type	Use	Units	Meter Cost	Special Charges	Total Cost	Avg Unit Cost	% of Total Cost
Site: WESTERN HILLS ELEMEN - WESTERN HILLS ELEMEN							
Electricity	37,680	KWH	\$4,428.04	\$0.00	\$4,428.04	0.1175	75.19%
Natural Gas	1,338	CCF	\$697.34	\$0.00	\$697.34	0.5212	11.84%
Water	153	CCF	\$431.27	\$0.00	\$431.27	2.8188	7.32%
Sewer	87	CCF	\$332.28	\$0.00	\$332.28	3.8193	5.64%
Total Cost:			\$5,888.93	\$0.00	\$5,888.93		



Filters: Cost Center Name Not Equal To DoNotReport; Billing Period Equal To 201211All Meter CodesAll Group Names

el Paso

Energy CAP

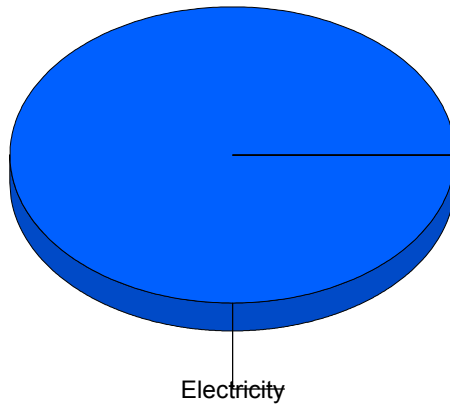
Cost Avoidance Program

Cost Summary Graph

Grouped by Energy Type

Energy Type	Use	Units	Meter Cost	Special Charges	Total Cost	Avg Unit Cost	% of Total Cost
Site: WESTSIDE TRANSPORTAT - WESTSIDE TRANSPORTAT							
Electricity	1,914	KWH	\$234.02	\$0.00	\$234.02	0.1223	100.00%
Total Cost:			\$234.02	\$0.00	\$234.02		

For WESTSIDE TRANSPORTAT



■ Electricity	100.0%
Total:	100.0%

Filters: Cost Center Name Not Equal To DoNotReport; Billing Period Equal To 201211All Meter CodesAll Group Names

elpaso

Energy CAP

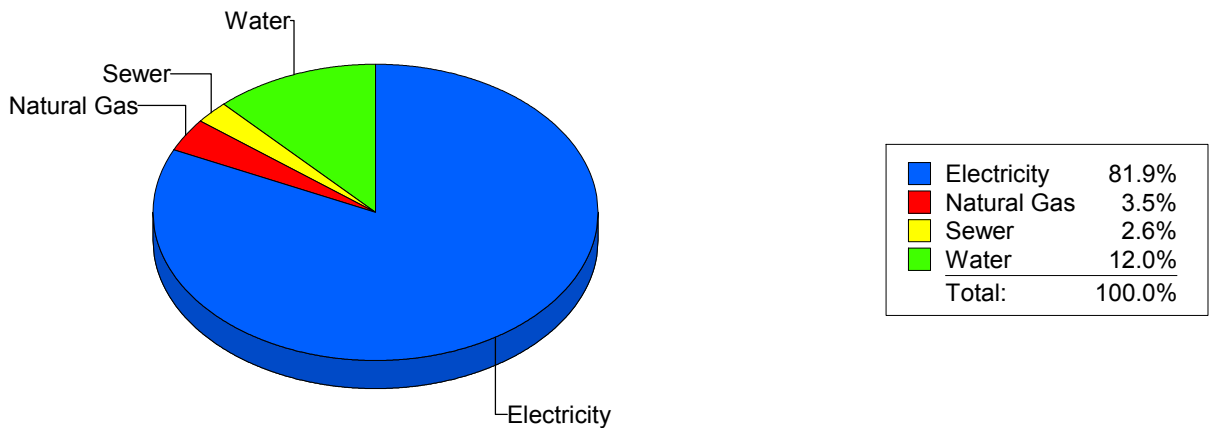
Cost Avoidance Program

Cost Summary Graph

Grouped by Energy Type

Energy Type	Use	Units	Meter Cost	Special Charges	Total Cost	Avg Unit Cost	% of Total Cost
Site: WHITAKER ELEMENTARY - WHITAKER ELEMENTARY							
Electricity	88,320	KWH	\$8,170.17	\$0.00	\$8,170.17	0.0925	81.95%
Natural Gas	628	CCF	\$348.74	\$0.00	\$348.74	0.5553	3.50%
Water	485	CCF	\$1,191.63	\$0.00	\$1,191.63	2.4570	11.95%
Sewer	90	CCF	\$259.64	\$0.00	\$259.64	2.8849	2.60%
Total Cost:			\$9,970.18	\$0.00	\$9,970.18		

For WHITAKER ELEMENTARY



Filters: Cost Center Name Not Equal To DoNotReport; Billing Period Equal To 201211All Meter CodesAll Group Names

elpaso

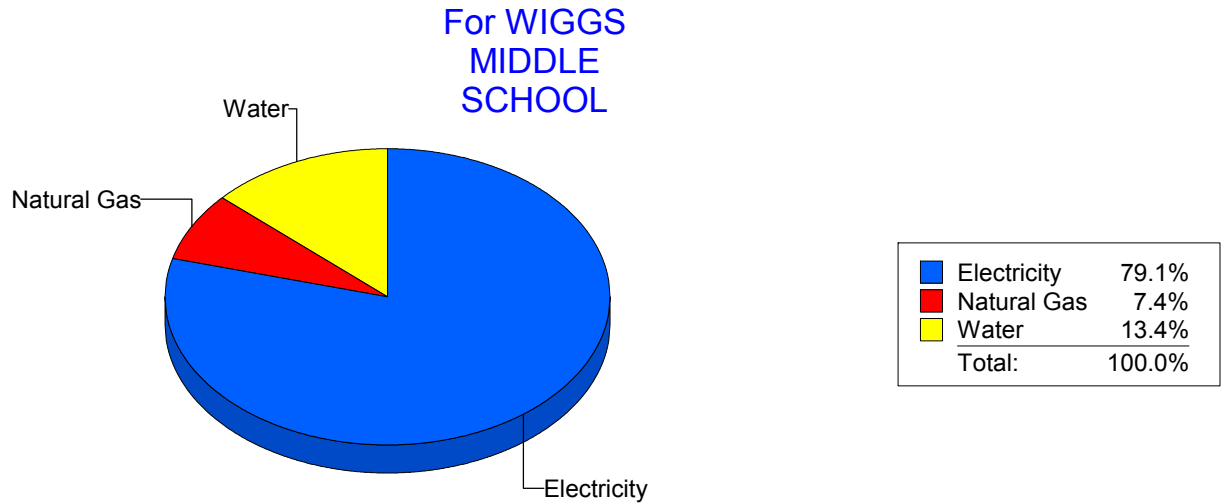
Energy CAP

Cost Avoidance Program

Cost Summary Graph

Grouped by Energy Type

Energy Type	Use	Units	Meter Cost	Special Charges	Total Cost	Avg Unit Cost	% of Total Cost
Site: WIGGS MIDDLE SCHOOL - WIGGS MIDDLE SCHOOL							
Electricity	46,840	KWH	\$5,056.23	\$0.00	\$5,056.23	0.1079	79.14%
Natural Gas	886	CCF	\$475.42	\$0.00	\$475.42	0.5366	7.44%
Water	193	CCF	\$857.15	\$0.00	\$857.15	4.4412	13.42%
Total Cost:			\$6,388.80	\$0.00	\$6,388.80		



Filters: Cost Center Name Not Equal To DoNotReport; Billing Period Equal To 201211All Meter CodesAll Group Names

elpaso

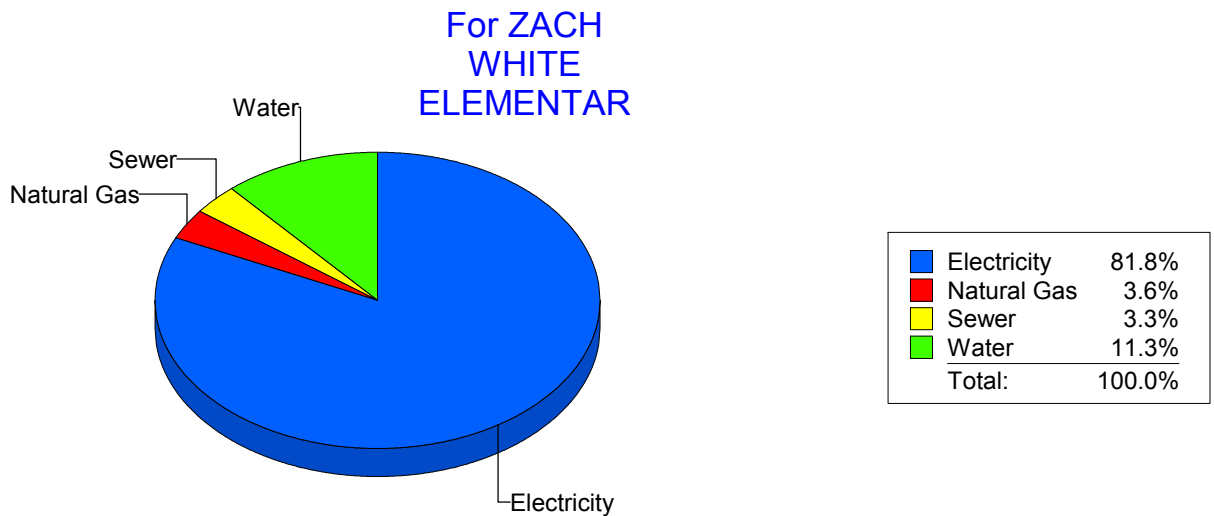
Energy CAP

Cost Avoidance Program

Cost Summary Graph

Grouped by Energy Type

Energy Type	Use	Units	Meter Cost	Special Charges	Total Cost	Avg Unit Cost	% of Total Cost
Site: ZACH WHITE ELEMENTAR - ZACH WHITE ELEMENTAR							
Electricity	50,100	KWH	\$5,769.71	\$0.00	\$5,769.71	0.1152	81.84%
Natural Gas	350	CCF	\$250.99	\$0.00	\$250.99	0.7171	3.56%
Water	271	CCF	\$797.15	\$0.00	\$797.15	2.9415	11.31%
Sewer	79	CCF	\$231.71	\$0.00	\$231.71	2.9330	3.29%
Total Cost:			\$7,049.56	\$0.00	\$7,049.56		



Filters: Cost Center Name Not Equal To DoNotReport; Billing Period Equal To 201211All Meter CodesAll Group Names

elpaso

Energy CAP

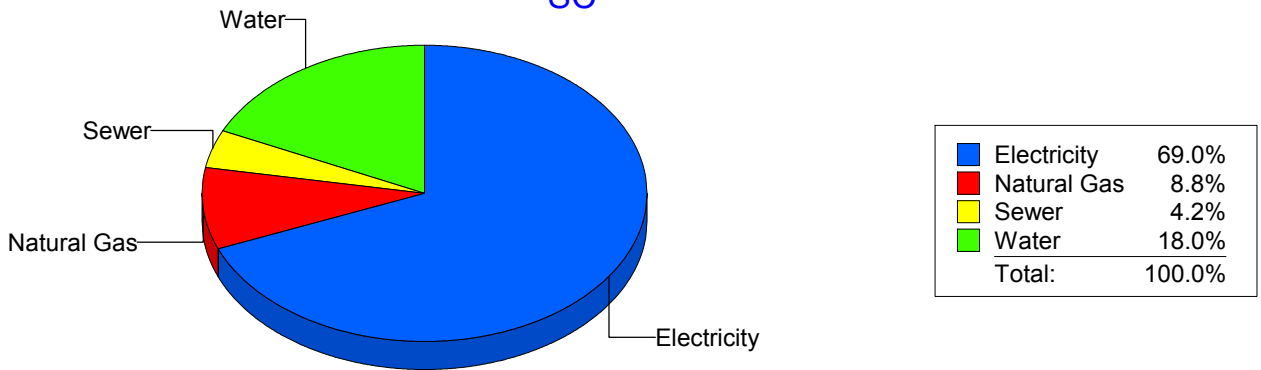
Cost Avoidance Program

Cost Summary Graph

Grouped by Energy Type

Energy Type	Use	Units	Meter Cost	Special Charges	Total Cost	Avg Unit Cost	% of Total Cost
Site: ZAVALA ELEMENTARY SC - ZAVALA ELEMENTARY SC							
Electricity	23,250	KWH	\$2,082.57	\$0.00	\$2,082.57	0.0896	68.98%
Natural Gas	463	CCF	\$266.95	\$0.00	\$266.95	0.5766	8.84%
Water	148	CCF	\$542.46	\$0.00	\$542.46	3.6653	17.97%
Sewer	48	CCF	\$126.99	\$0.00	\$126.99	2.6456	4.21%
Total Cost:			\$3,018.97	\$0.00	\$3,018.97		

For ZAVALA
ELEMENTARY
SC



Filters: Cost Center Name Not Equal To DoNotReport; Billing Period Equal To 201211All Meter CodesAll Group Names

elpaso

Energy CAP

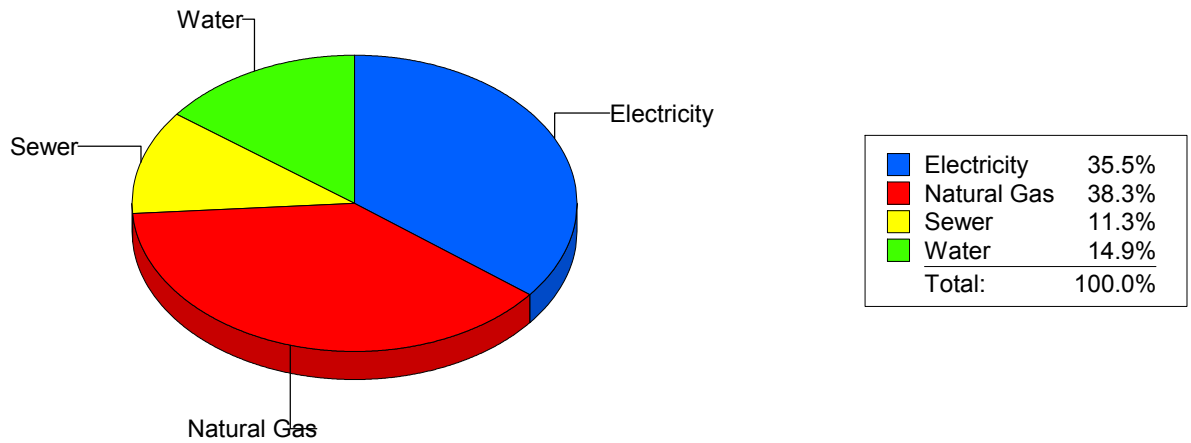
Cost Avoidance Program

Cost Summary Graph

Grouped by Energy Type

Energy Type	Use	Units	Meter Cost	Special Charges	Total Cost	Avg Unit Cost	% of Total Cost
Site: ZUNI COTTAGES - ZUNI COTTAGES							
Electricity		420 KWH	\$77.69	\$0.00	\$77.69	0.1850	35.55%
Natural Gas		0 CCF	\$83.64	\$0.00	\$83.64	0.0000	38.27%
Water		7 CCF	\$32.47	\$0.00	\$32.47	4.6386	14.86%
Sewer		3 CCF	\$24.75	\$0.00	\$24.75	8.2500	11.32%
Total Cost:			\$218.55	\$0.00	\$218.55		

For ZUNI COTTAGES



Filters: Cost Center Name Not Equal To DoNotReport; Billing Period Equal To 201211All Meter CodesAll Group Names

elpaso

Energy CAP

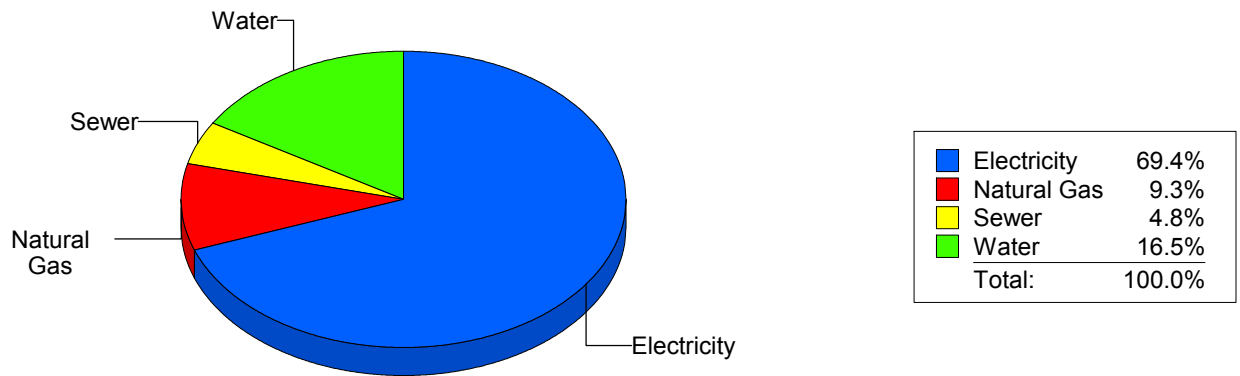
Cost Avoidance Program

Cost Summary Graph

Grouped by Energy Type

Energy Type	Use	Units	Meter Cost	Special Charges	Total Cost	Avg Unit Cost	% of Total Cost
All Sites							
Electricity	5,265,522	KWH	\$559,562.13	\$0.00	\$559,562.13	0.1063	69.43%
Natural Gas	136,831	CCF	\$75,349.77	\$0.00	\$75,349.77	0.5507	9.35%
Water	47,989	CCF	\$132,661.85	\$0.00	\$132,661.85	2.7644	16.46%
Sewer	16,425	CCF	\$38,378.68	\$0.00	\$38,378.68	2.3366	4.76%
Total Cost:			\$805,952.43	\$0.00	\$805,952.43		

For All Sites



Filters: Cost Center Name Not Equal To DoNotReport; Billing Period Equal To 201211All Meter CodesAll Group Names