

elpaso

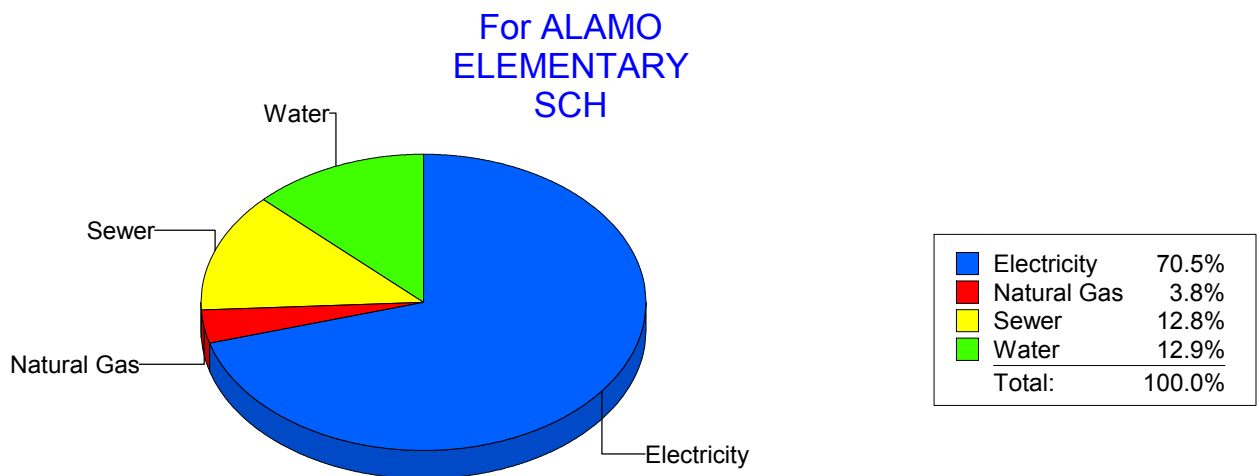
Energy CAP

Cost Avoidance Program

Cost Summary Graph

Grouped by Energy Type

Energy Type	Use	Units	Meter Cost	Special Charges	Total Cost	Avg Unit Cost	% of Total Cost
Site: ALAMO ELEMENTARY SCH - ALAMO ELEMENTARY SCH							
Electricity	3,000	KWH	\$683.88	\$0.00	\$683.88	0.2280	70.46%
Natural Gas	0	CCF	\$37.02	\$0.00	\$37.02	0.0000	3.81%
Water	0	CCF	\$125.26	\$0.00	\$125.26	0.0000	12.90%
Sewer	0	CCF	\$124.48	\$0.00	\$124.48	0.0000	12.82%
Total Cost:			\$970.64	\$0.00	\$970.64		



Filters: Cost Center Name Not Equal To DoNotReport; Billing Period Equal To 201201All Meter CodesAll Group Names

elpaso

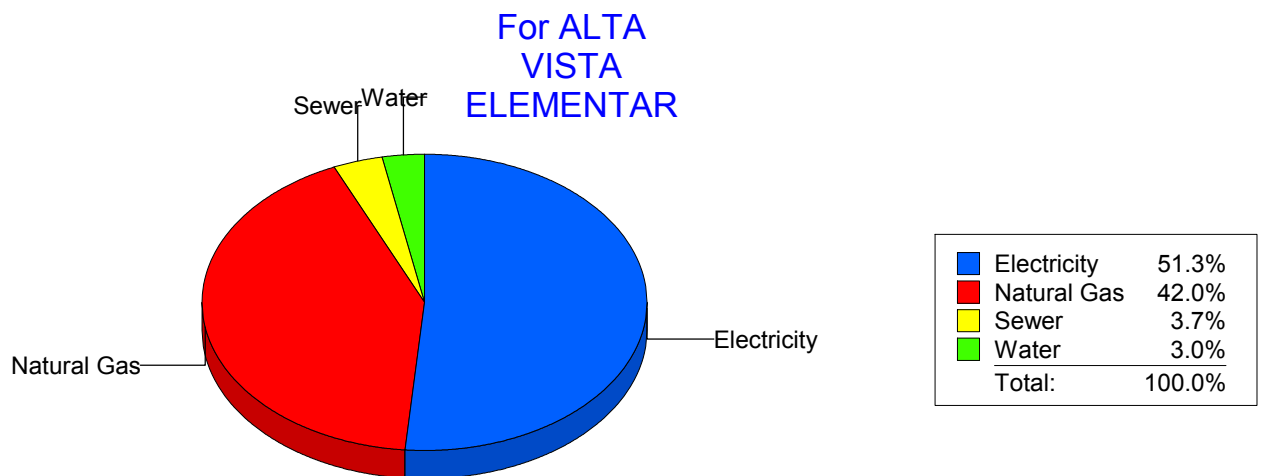
Energy CAP

Cost Avoidance Program

Cost Summary Graph

Grouped by Energy Type

Energy Type	Use	Units	Meter Cost	Special Charges	Total Cost	Avg Unit Cost	% of Total Cost
Site: ALTA VISTA ELEMENTAR - ALTA VISTA ELEMENTAR							
Electricity	22,800	KWH	\$2,425.60	\$0.00	\$2,425.60	0.1064	51.32%
Natural Gas	3,491	CCF	\$1,984.44	\$0.00	\$1,984.44	0.5684	41.98%
Water	56	CCF	\$143.83	\$0.00	\$143.83	2.5684	3.04%
Sewer	87	CCF	\$172.73	\$0.00	\$172.73	1.9854	3.65%
Total Cost:			\$4,726.60	\$0.00	\$4,726.60		



Filters: Cost Center Name Not Equal To DoNotReport; Billing Period Equal To 201201All Meter CodesAll Group Names

elpaso

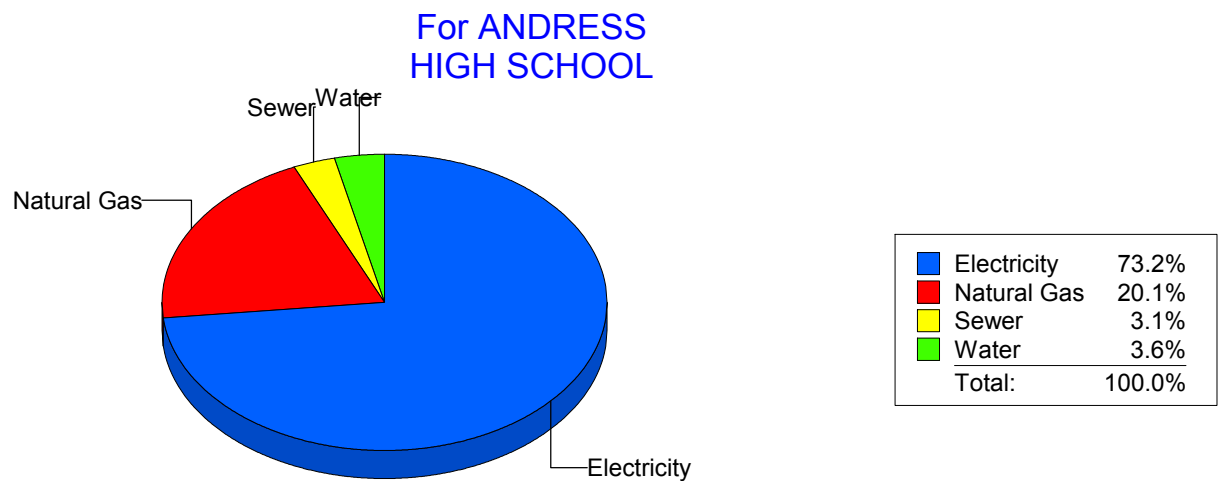
Energy CAP

Cost Avoidance Program

Cost Summary Graph

Grouped by Energy Type

Energy Type	Use	Units	Meter Cost	Special Charges	Total Cost	Avg Unit Cost	% of Total Cost
Site: ANDRESS HIGH SCHOOL - ANDRESS HIGH SCHOOL							
Electricity	164,002	KWH	\$18,509.96	\$0.00	\$18,509.96	0.1129	73.22%
Natural Gas	9,150	CCF	\$5,076.49	\$0.00	\$5,076.49	0.5548	20.08%
Water	548	CCF	\$919.79	\$0.00	\$919.79	1.6784	3.64%
Sewer	502	CCF	\$775.15	\$0.00	\$775.15	1.5441	3.07%
Total Cost:			\$25,281.39	\$0.00	\$25,281.39		



Filters: Cost Center Name Not Equal To DoNotReport; Billing Period Equal To 201201All Meter CodesAll Group Names

elpaso

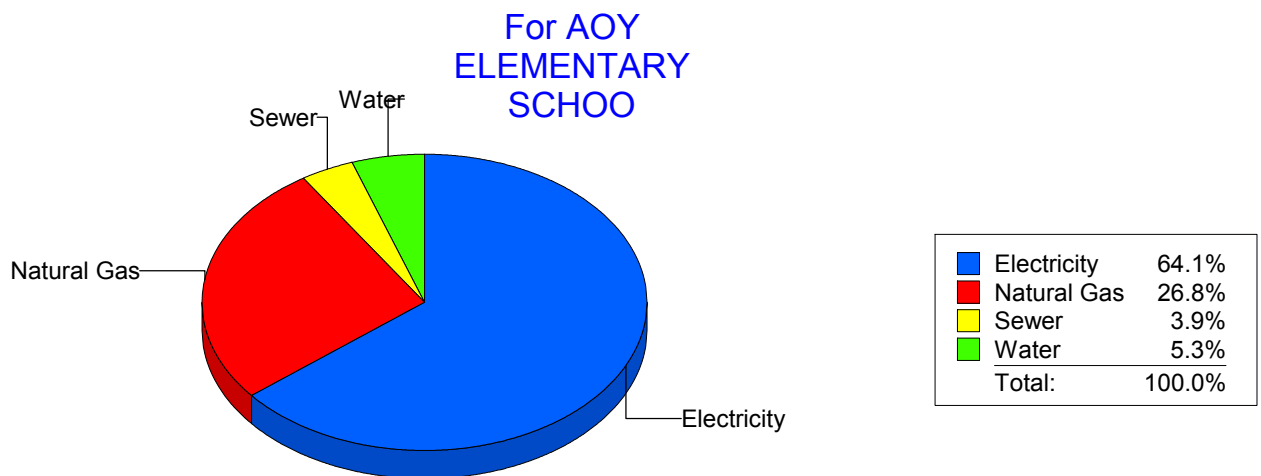
Energy CAP

Cost Avoidance Program

Cost Summary Graph

Grouped by Energy Type

Energy Type	Use	Units	Meter Cost	Special Charges	Total Cost	Avg Unit Cost	% of Total Cost
Site: AOY ELEMENTARY SCHOO - AOY ELEMENTARY SCHOO							
Electricity	48,484	KWH	\$5,796.65	\$0.00	\$5,796.65	0.1196	64.07%
Natural Gas	4,295	CCF	\$2,421.56	\$0.00	\$2,421.56	0.5638	26.77%
Water	61	CCF	\$477.18	\$0.00	\$477.18	7.8226	5.27%
Sewer	71	CCF	\$351.60	\$0.00	\$351.60	4.9521	3.89%
Total Cost:			\$9,046.99	\$0.00	\$9,046.99		



Filters: Cost Center Name Not Equal To DoNotReport; Billing Period Equal To 201201All Meter CodesAll Group Names

elpaso

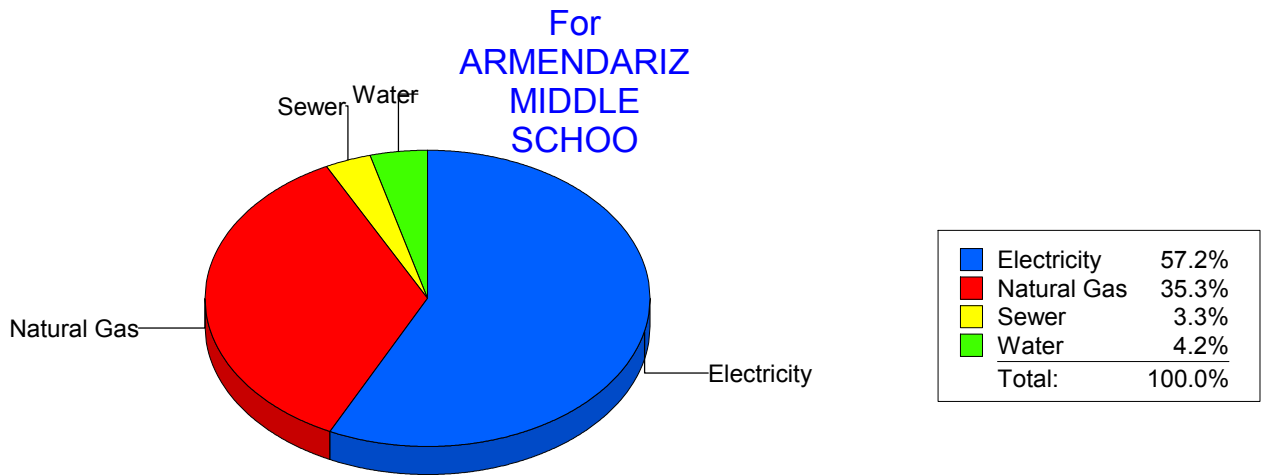
Energy CAP

Cost Avoidance Program

Cost Summary Graph

Grouped by Energy Type

Energy Type	Use	Units	Meter Cost	Special Charges	Total Cost	Avg Unit Cost	% of Total Cost
Site: ARMENDARIZ MIDDLE SCHOO - ARMENDARIZ MIDDLE SCHOO							
Electricity	69,500	KWH	\$7,005.51	\$0.00	\$7,005.51	0.1008	57.23%
Natural Gas	7,857	CCF	\$4,319.06	\$0.00	\$4,319.06	0.5497	35.29%
Water	172	CCF	\$515.91	\$0.00	\$515.91	2.9995	4.21%
Sewer	148	CCF	\$399.91	\$0.00	\$399.91	2.7021	3.27%
Total Cost:			\$12,240.39	\$0.00	\$12,240.39		



Filters: Cost Center Name Not Equal To DoNotReport; Billing Period Equal To 201201All Meter CodesAll Group Names

elpaso

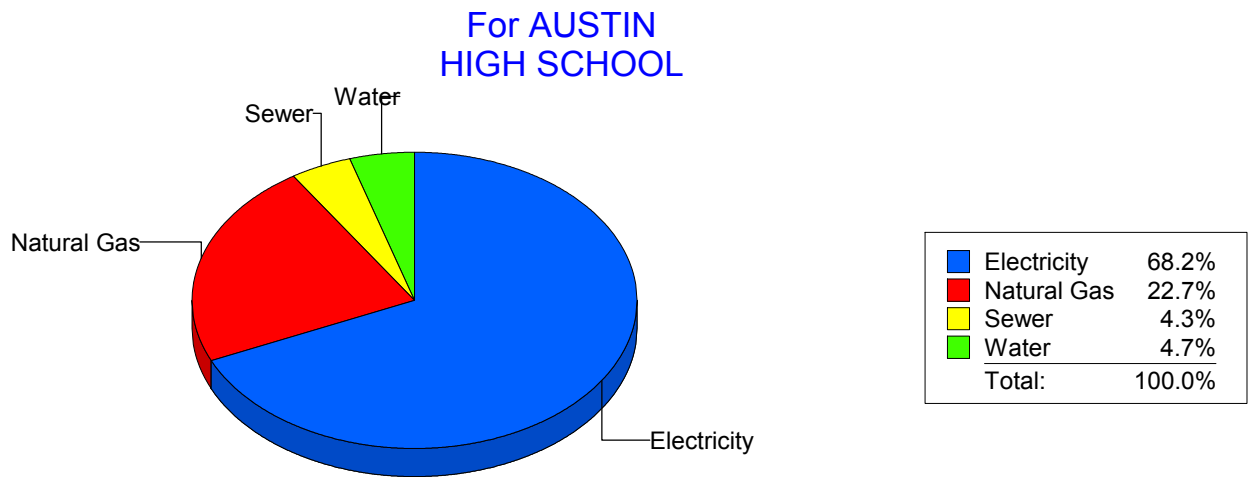
Energy CAP

Cost Avoidance Program

Cost Summary Graph

Grouped by Energy Type

Energy Type	Use	Units	Meter Cost	Special Charges	Total Cost	Avg Unit Cost	% of Total Cost
Site: AUSTIN HIGH SCHOOL - AUSTIN HIGH SCHOOL							
Electricity	163,396	KWH	\$17,796.35	\$0.00	\$17,796.35	0.1089	68.22%
Natural Gas	10,636	CCF	\$5,929.84	\$0.00	\$5,929.84	0.5575	22.73%
Water	442	CCF	\$1,237.58	\$0.00	\$1,237.58	2.8000	4.74%
Sewer	452	CCF	\$1,122.42	\$0.00	\$1,122.42	2.4832	4.30%
Total Cost:			\$26,086.19	\$0.00	\$26,086.19		



Filters: Cost Center Name Not Equal To DoNotReport; Billing Period Equal To 201201All Meter CodesAll Group Names

elpaso

Energy CAP

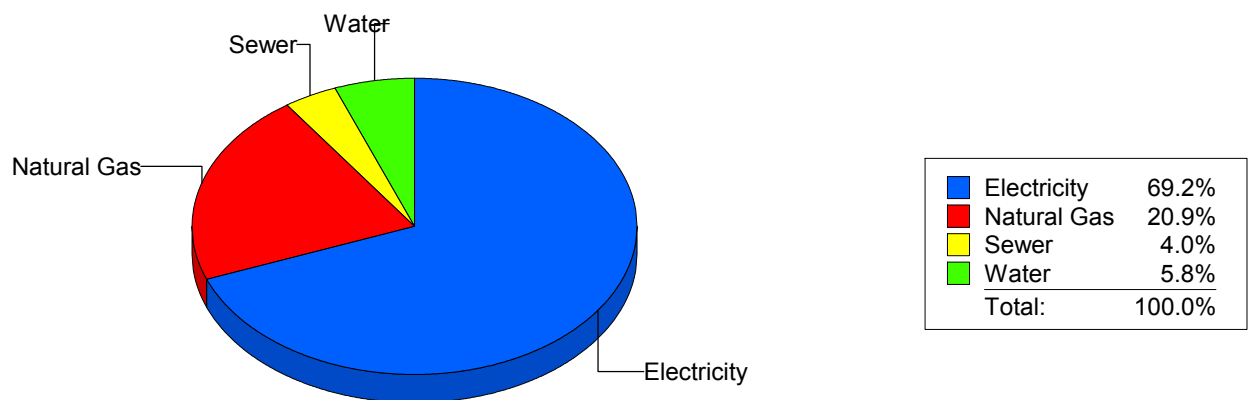
Cost Avoidance Program

Cost Summary Graph

Grouped by Energy Type

Energy Type	Use	Units	Meter Cost	Special Charges	Total Cost	Avg Unit Cost	% of Total Cost
Site: BARRON - BARRON							
Electricity	50,786	KWH	\$5,907.71	\$0.00	\$5,907.71	0.1163	69.25%
Natural Gas	3,118	CCF	\$1,786.83	\$0.00	\$1,786.83	0.5731	20.94%
Water	66	CCF	\$492.63	\$0.00	\$492.63	7.4641	5.77%
Sewer	86	CCF	\$344.41	\$0.00	\$344.41	4.0048	4.04%
Total Cost:			\$8,531.58	\$0.00	\$8,531.58		

For BARRON



Filters: Cost Center Name Not Equal To DoNotReport; Billing Period Equal To 201201All Meter CodesAll Group Names

elpaso

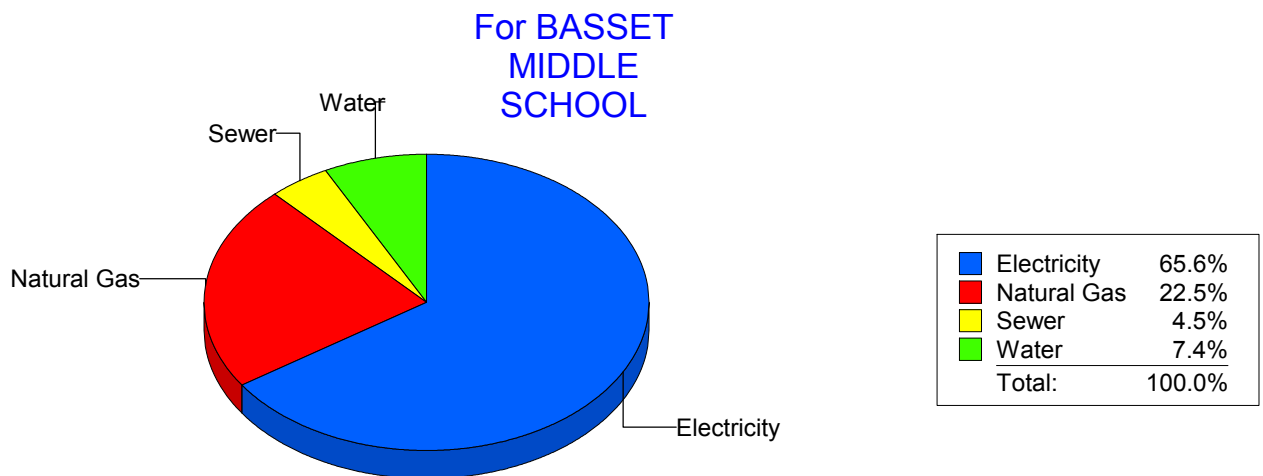
Energy CAP

Cost Avoidance Program

Cost Summary Graph

Grouped by Energy Type

Energy Type	Use	Units	Meter Cost	Special Charges	Total Cost	Avg Unit Cost	% of Total Cost
Site: BASSET MIDDLE SCHOOL - BASSET MIDDLE SCHOOL							
Electricity	53,176	KWH	\$7,344.23	\$0.00	\$7,344.23	0.1381	65.56%
Natural Gas	4,416	CCF	\$2,525.87	\$0.00	\$2,525.87	0.5720	22.55%
Water	401	CCF	\$831.83	\$0.00	\$831.83	2.0744	7.43%
Sewer	286	CCF	\$500.83	\$0.00	\$500.83	1.7512	4.47%
Total Cost:			\$11,202.76	\$0.00	\$11,202.76		



Filters: Cost Center Name Not Equal To DoNotReport; Billing Period Equal To 201201All Meter CodesAll Group Names

elpaso

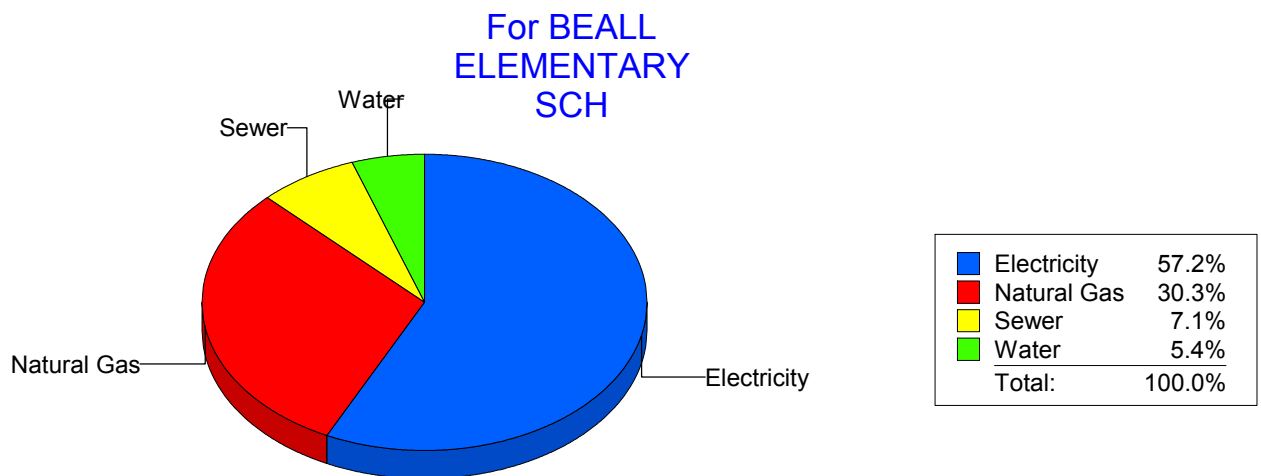
Energy CAP

Cost Avoidance Program

Cost Summary Graph

Grouped by Energy Type

Energy Type	Use	Units	Meter Cost	Special Charges	Total Cost	Avg Unit Cost	% of Total Cost
Site: BEALL ELEMENTARY SCH - BEALL ELEMENTARY SCH							
Electricity	20,446	KWH	\$2,346.32	\$0.00	\$2,346.32	0.1148	57.24%
Natural Gas	2,125	CCF	\$1,243.08	\$0.00	\$1,243.08	0.5850	30.33%
Water	65	CCF	\$219.44	\$0.00	\$219.44	3.3760	5.35%
Sewer	120	CCF	\$290.01	\$0.00	\$290.01	2.4168	7.08%
Total Cost:			\$4,098.85	\$0.00	\$4,098.85		



Filters: Cost Center Name Not Equal To DoNotReport; Billing Period Equal To 201201All Meter CodesAll Group Names

elpaso

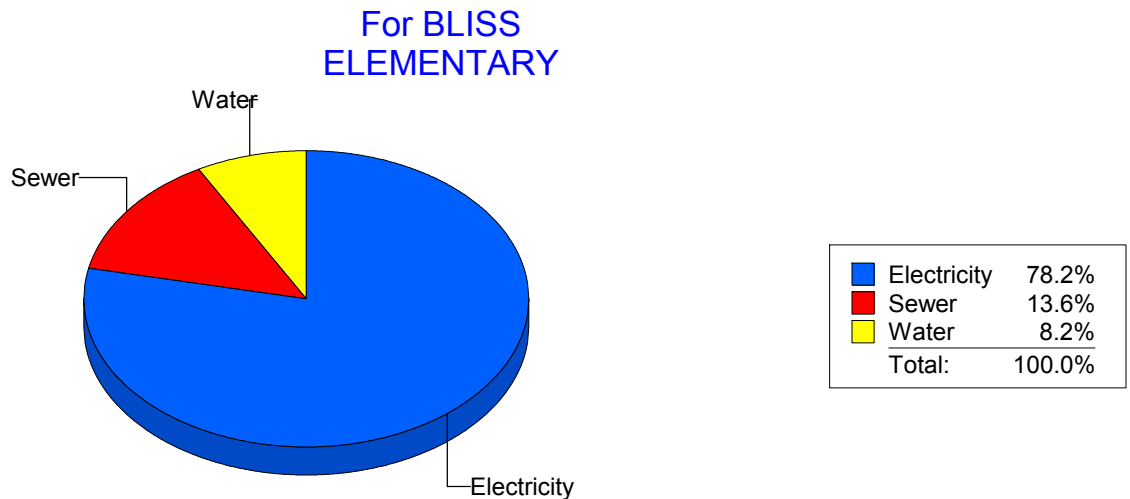
Energy CAP

Cost Avoidance Program

Cost Summary Graph

Grouped by Energy Type

Energy Type	Use	Units	Meter Cost	Special Charges	Total Cost	Avg Unit Cost	% of Total Cost
Site: BLISS ELEMENTARY - BLISS ELEMENTARY							
Electricity	24,571	KWH	\$2,595.39	\$0.00	\$2,595.39	0.1056	78.21%
Water	101	CCF	\$271.64	\$0.00	\$271.64	2.6895	8.19%
Sewer	247	CCF	\$451.30	\$0.00	\$451.30	1.8271	13.60%
Total Cost:			\$3,318.33	\$0.00	\$3,318.33		



Filters: Cost Center Name Not Equal To DoNotReport; Billing Period Equal To 201201All Meter CodesAll Group Names

elpaso

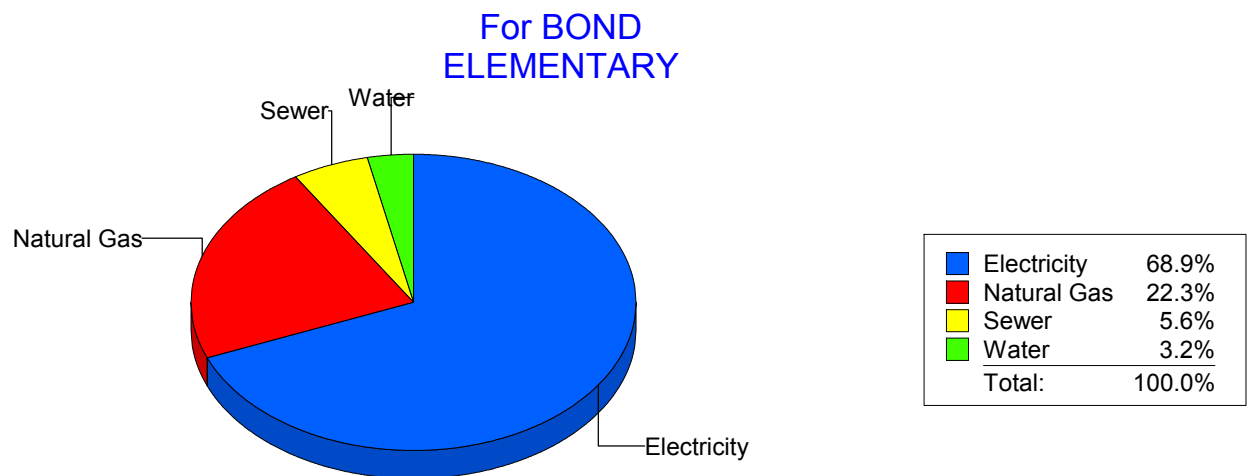
Energy CAP

Cost Avoidance Program

Cost Summary Graph

Grouped by Energy Type

Energy Type	Use	Units	Meter Cost	Special Charges	Total Cost	Avg Unit Cost	% of Total Cost
Site: BOND - BOND ELEMENTARY							
Electricity	33,693	KWH	\$4,316.53	\$0.00	\$4,316.53	0.1281	68.92%
Natural Gas	2,401	CCF	\$1,395.26	\$0.00	\$1,395.26	0.5811	22.28%
Water	53	CCF	\$202.04	\$0.00	\$202.04	3.8121	3.23%
Sewer	167	CCF	\$349.70	\$0.00	\$349.70	2.0940	5.58%
Total Cost:			\$6,263.53	\$0.00	\$6,263.53		



Filters: Cost Center Name Not Equal To DoNotReport; Billing Period Equal To 201201All Meter CodesAll Group Names

elpaso

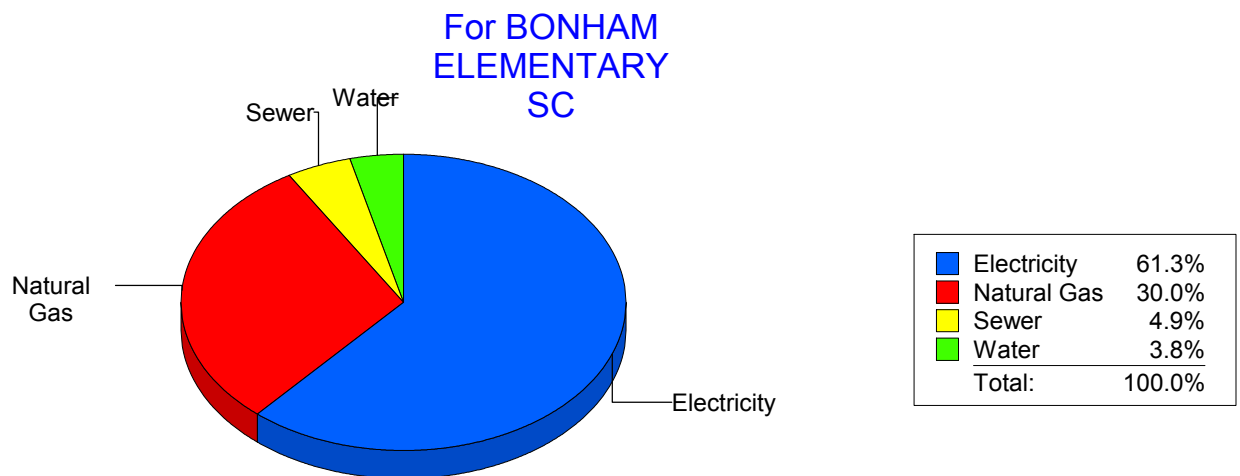
Energy CAP

Cost Avoidance Program

Cost Summary Graph

Grouped by Energy Type

Energy Type	Use	Units	Meter Cost	Special Charges	Total Cost	Avg Unit Cost	% of Total Cost
Site: BONHAM ELEMENTARY SC - BONHAM ELEMENTARY SC							
Electricity	27,248	KWH	\$3,497.43	\$0.00	\$3,497.43	0.1284	61.33%
Natural Gas	2,967	CCF	\$1,708.29	\$0.00	\$1,708.29	0.5758	29.96%
Water	70	CCF	\$217.14	\$0.00	\$217.14	3.1020	3.81%
Sewer	132	CCF	\$279.36	\$0.00	\$279.36	2.1164	4.90%
Total Cost:			\$5,702.22	\$0.00	\$5,702.22		



Filters: Cost Center Name Not Equal To DoNotReport; Billing Period Equal To 201201All Meter CodesAll Group Names

elpaso

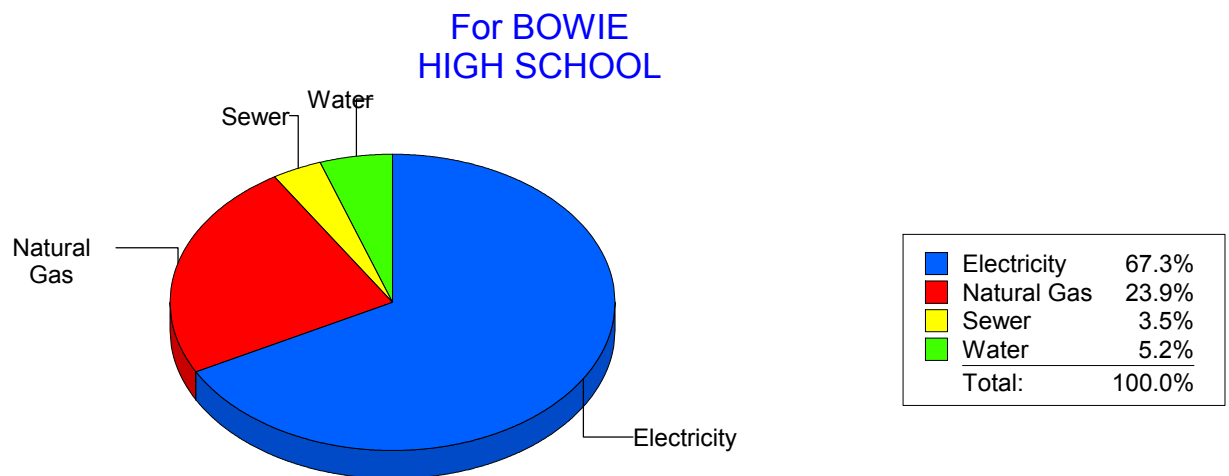
Energy CAP

Cost Avoidance Program

Cost Summary Graph

Grouped by Energy Type

Energy Type	Use	Units	Meter Cost	Special Charges	Total Cost	Avg Unit Cost	% of Total Cost
Site: BOWIE HIGH SCHOOL - BOWIE HIGH SCHOOL							
Electricity	250,557	KWH	\$21,414.46	\$0.00	\$21,414.46	0.0855	67.31%
Natural Gas	13,852	CCF	\$7,616.09	\$0.00	\$7,616.09	0.5498	23.94%
Water	1,000	CCF	\$1,656.09	\$0.00	\$1,656.09	1.6561	5.21%
Sewer	564	CCF	\$1,128.08	\$0.00	\$1,128.08	2.0001	3.55%
Total Cost:			\$31,814.72	\$0.00	\$31,814.72		



Filters: Cost Center Name Not Equal To DoNotReport; Billing Period Equal To 201201All Meter CodesAll Group Names

elpaso

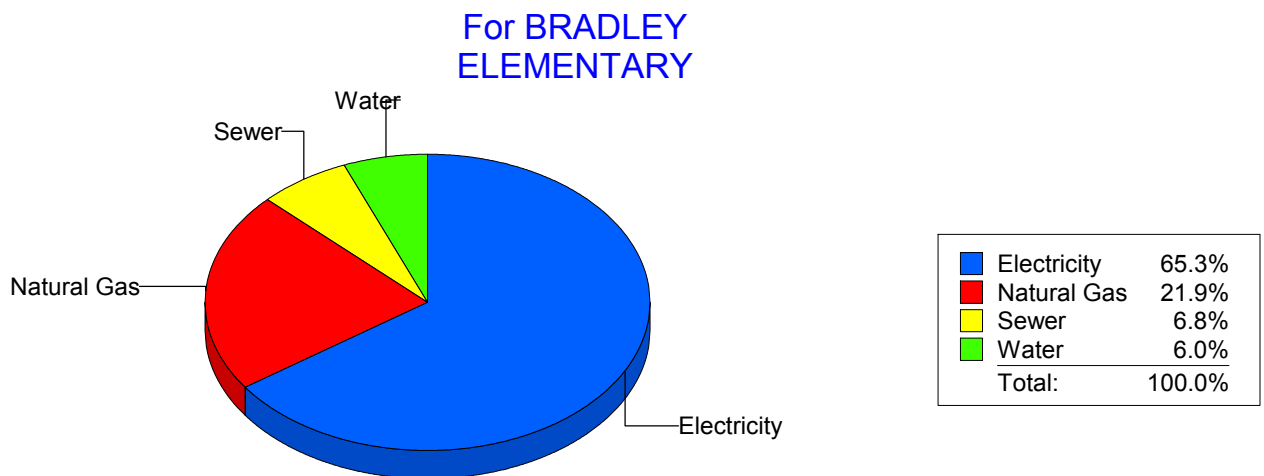
Energy CAP

Cost Avoidance Program

Cost Summary Graph

Grouped by Energy Type

Energy Type	Use	Units	Meter Cost	Special Charges	Total Cost	Avg Unit Cost	% of Total Cost
Site: BRADLEY ELEMENTARY - BRADLEY ELEMENTARY							
Electricity	29,600	KWH	\$3,200.77	\$0.00	\$3,200.77	0.1081	65.30%
Natural Gas	1,880	CCF	\$1,072.37	\$0.00	\$1,072.37	0.5704	21.88%
Water	69	CCF	\$293.53	\$0.00	\$293.53	4.2541	5.99%
Sewer	97	CCF	\$335.14	\$0.00	\$335.14	3.4551	6.84%
Total Cost:			\$4,901.81	\$0.00	\$4,901.81		



Filters: Cost Center Name Not Equal To DoNotReport; Billing Period Equal To 201201All Meter CodesAll Group Names

elpaso

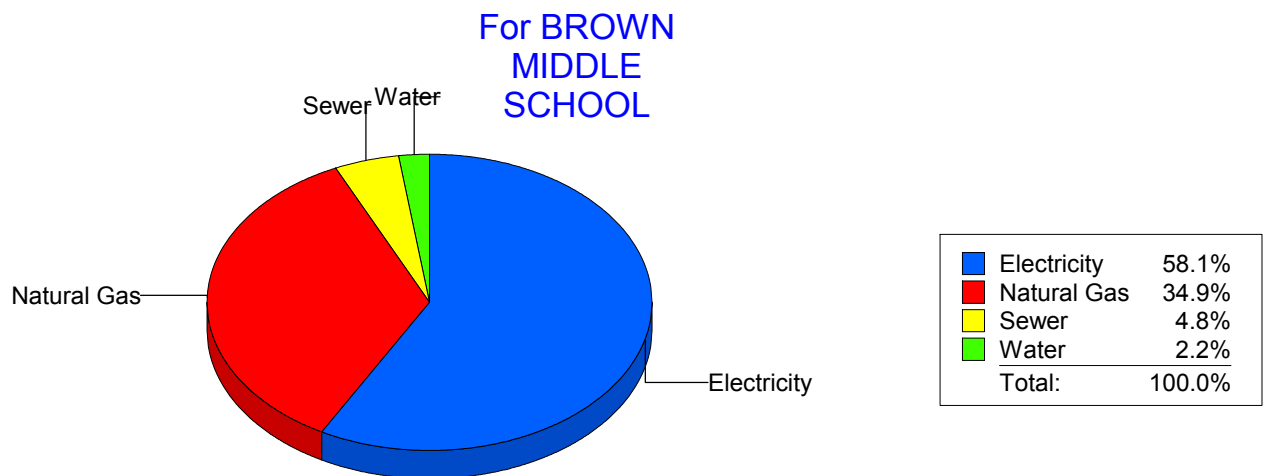
Energy CAP

Cost Avoidance Program

Cost Summary Graph

Grouped by Energy Type

Energy Type	Use	Units	Meter Cost	Special Charges	Total Cost	Avg Unit Cost	% of Total Cost
Site: BROWN MIDDLE SCHOOL - BROWN MIDDLE SCHOOL							
Electricity	92,400	KWH	\$8,739.82	\$0.00	\$8,739.82	0.0946	58.11%
Natural Gas	9,564	CCF	\$5,243.02	\$0.00	\$5,243.02	0.5482	34.86%
Water	72	CCF	\$334.24	\$0.00	\$334.24	4.6422	2.22%
Sewer	403	CCF	\$723.76	\$0.00	\$723.76	1.7959	4.81%
Total Cost:			\$15,040.84	\$0.00	\$15,040.84		



Filters: Cost Center Name Not Equal To DoNotReport; Billing Period Equal To 201201All Meter CodesAll Group Names

el Paso

Energy CAP

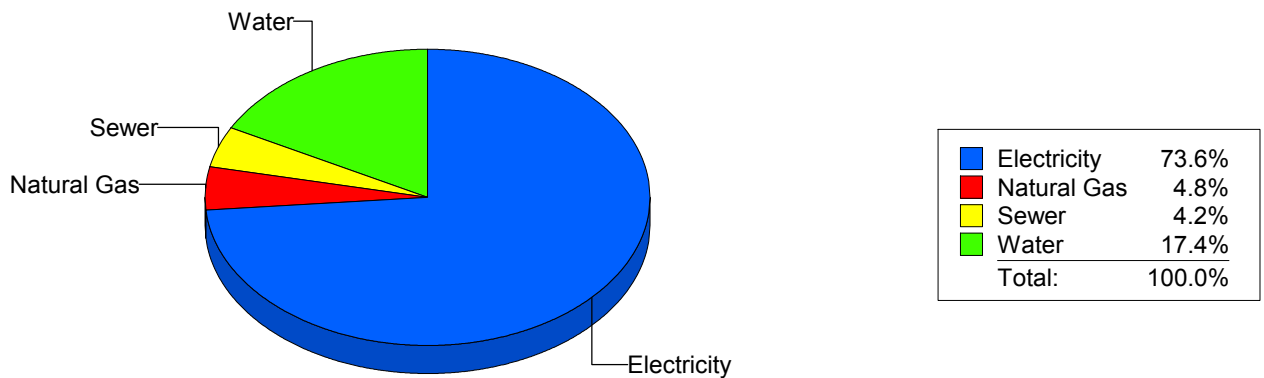
Cost Avoidance Program

Cost Summary Graph

Grouped by Energy Type

Energy Type	Use	Units	Meter Cost	Special Charges	Total Cost	Avg Unit Cost	% of Total Cost
Site: BURGESS HIGH SCHOOL - BURGESS HIGH SCHOOL							
Electricity	107,589	KWH	\$11,299.74	\$0.00	\$11,299.74	0.1050	73.61%
Natural Gas	1,145	CCF	\$735.95	\$0.00	\$735.95	0.6428	4.79%
Water	715	CCF	\$2,664.81	\$0.00	\$2,664.81	3.7270	17.36%
Sewer	237	CCF	\$650.55	\$0.00	\$650.55	2.7449	4.24%
Total Cost:			\$15,351.05	\$0.00	\$15,351.05		

For BURGESS
HIGH SCHOOL



Filters: Cost Center Name Not Equal To DoNotReport; Billing Period Equal To 201201All Meter CodesAll Group Names

elpaso

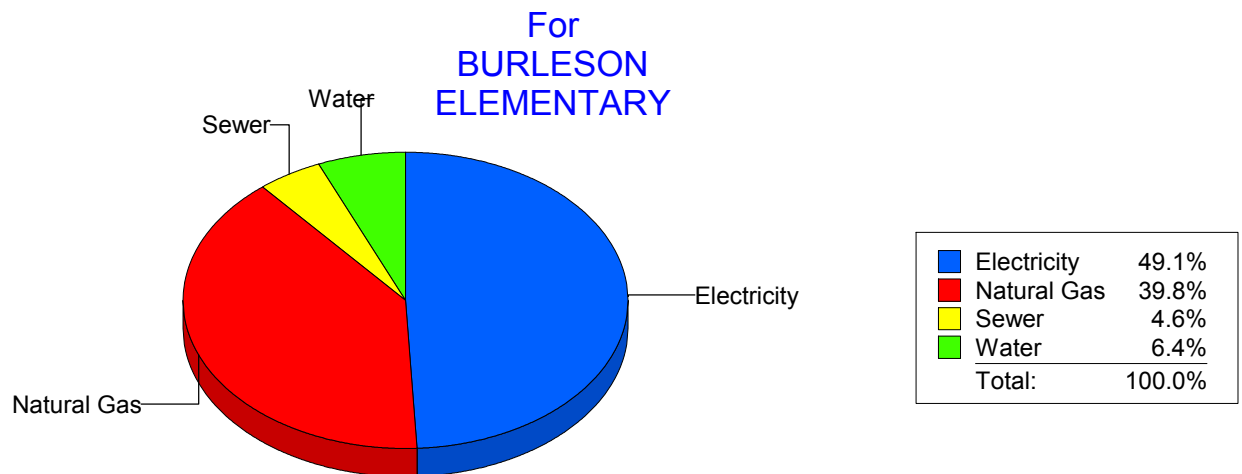
Energy CAP

Cost Avoidance Program

Cost Summary Graph

Grouped by Energy Type

Energy Type	Use	Units	Meter Cost	Special Charges	Total Cost	Avg Unit Cost	% of Total Cost
Site: BURLESON ELEMENTARY - BURLESON ELEMENTARY							
Electricity	23,629	KWH	\$2,590.48	\$0.00	\$2,590.48	0.1096	49.13%
Natural Gas	3,543	CCF	\$2,096.70	\$0.00	\$2,096.70	0.5918	39.77%
Water	152	CCF	\$339.94	\$0.00	\$339.94	2.2364	6.45%
Sewer	95	CCF	\$245.13	\$0.00	\$245.13	2.5803	4.65%
Total Cost:			\$5,272.25	\$0.00	\$5,272.25		



Filters: Cost Center Name Not Equal To DoNotReport; Billing Period Equal To 201201All Meter CodesAll Group Names

elpaso

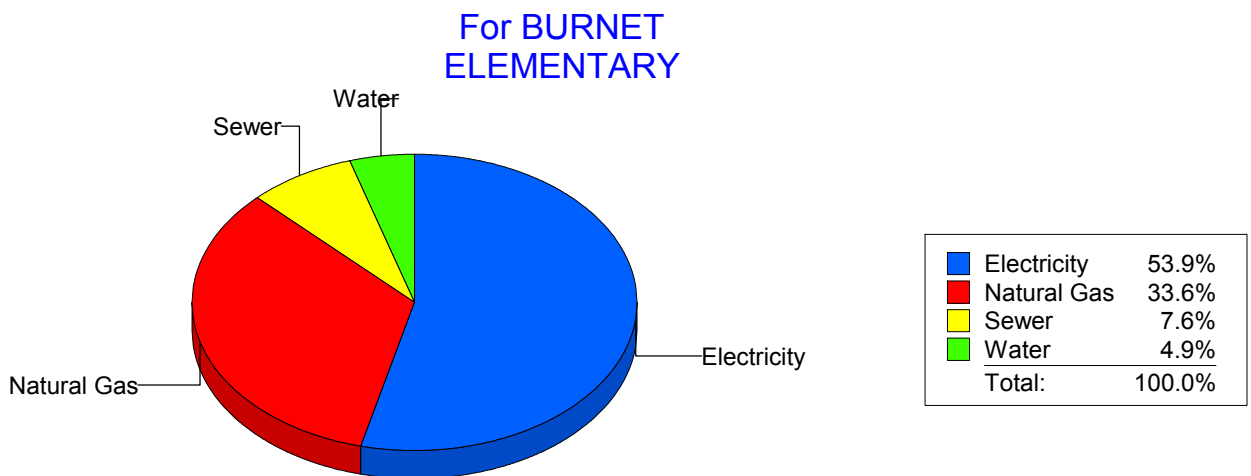
Energy CAP

Cost Avoidance Program

Cost Summary Graph

Grouped by Energy Type

Energy Type	Use	Units	Meter Cost	Special Charges	Total Cost	Avg Unit Cost	% of Total Cost
Site: BURNET ELEMENTARY - BURNET ELEMENTARY							
Electricity	24,434	KWH	\$3,080.91	\$0.00	\$3,080.91	0.1261	53.93%
Natural Gas	3,299	CCF	\$1,918.40	\$0.00	\$1,918.40	0.5815	33.58%
Water	105	CCF	\$277.51	\$0.00	\$277.51	2.6430	4.86%
Sewer	247	CCF	\$435.63	\$0.00	\$435.63	1.7637	7.63%
Total Cost:			\$5,712.45	\$0.00	\$5,712.45		



Filters: Cost Center Name Not Equal To DoNotReport; Billing Period Equal To 201201All Meter CodesAll Group Names

elpaso

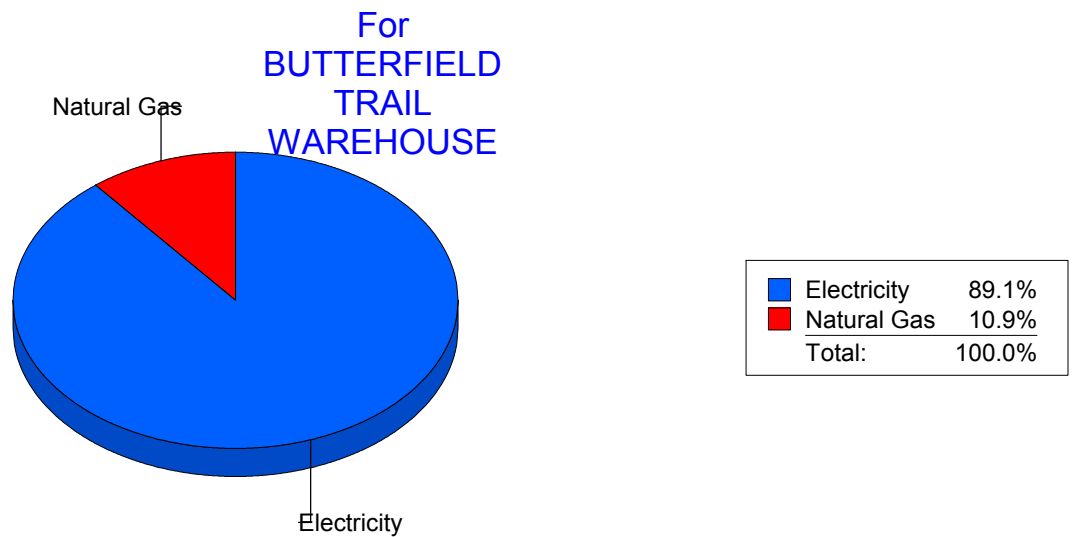
Energy CAP

Cost Avoidance Program

Cost Summary Graph

Grouped by Energy Type

Energy Type	Use	Units	Meter Cost	Special Charges	Total Cost	Avg Unit Cost	% of Total Cost
Site: BUTTERFIELDTRAILWAREHOUSE - BUTTERFIELD TRAIL WAREHOUSE							
Electricity	3,300	KWH	\$365.46	\$0.00	\$365.46	0.1107	89.09%
Natural Gas	17	CCF	\$44.76	\$0.00	\$44.76	2.6329	10.91%
Total Cost:			\$410.22	\$0.00	\$410.22		



Filters: Cost Center Name Not Equal To DoNotReport; Billing Period Equal To 201201All Meter CodesAll Group Names

elpaso

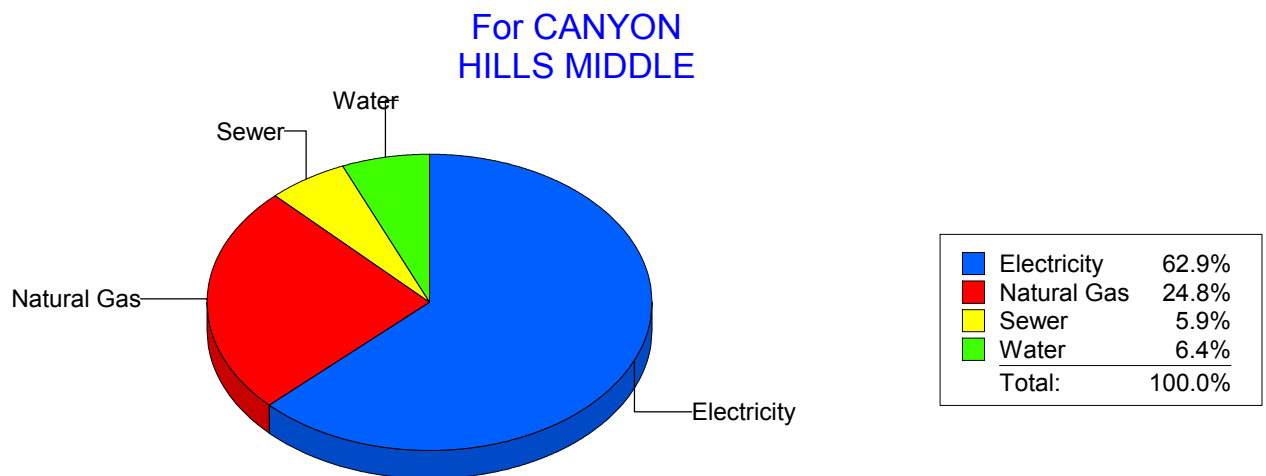
Energy CAP

Cost Avoidance Program

Cost Summary Graph

Grouped by Energy Type

Energy Type	Use	Units	Meter Cost	Special Charges	Total Cost	Avg Unit Cost	% of Total Cost
Site: CANYON HILLS MIDDLE - CANYON HILLS MIDDLE							
Electricity	59,872	KWH	\$6,095.62	\$0.00	\$6,095.62	0.1018	62.89%
Natural Gas	4,231	CCF	\$2,400.46	\$0.00	\$2,400.46	0.5674	24.77%
Water	134	CCF	\$619.52	\$0.00	\$619.52	4.6233	6.39%
Sewer	120	CCF	\$576.30	\$0.00	\$576.30	4.8025	5.95%
Total Cost:			\$9,691.90	\$0.00	\$9,691.90		



Filters: Cost Center Name Not Equal To DoNotReport; Billing Period Equal To 201201All Meter CodesAll Group Names

elpaso

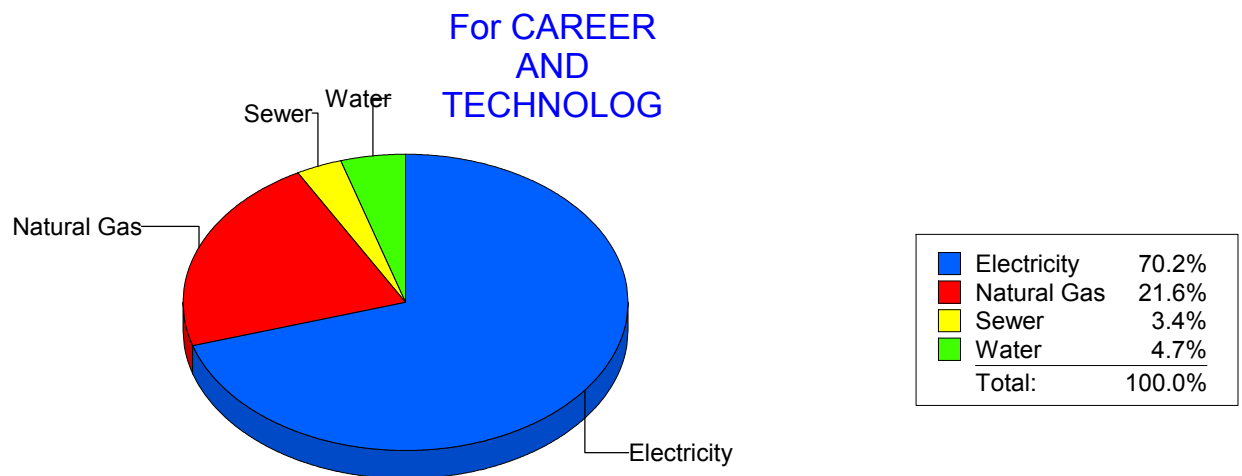
Energy CAP

Cost Avoidance Program

Cost Summary Graph

Grouped by Energy Type

Energy Type	Use	Units	Meter Cost	Special Charges	Total Cost	Avg Unit Cost	% of Total Cost
Site: CAREER AND TECHNOLOG - CAREER AND TECHNOLOG							
Electricity	66,721	KWH	\$8,020.95	\$0.00	\$8,020.95	0.1202	70.21%
Natural Gas	4,443	CCF	\$2,471.12	\$0.00	\$2,471.12	0.5562	21.63%
Water	189	CCF	\$541.38	\$0.00	\$541.38	2.8644	4.74%
Sewer	161	CCF	\$391.56	\$0.00	\$391.56	2.4320	3.43%
Total Cost:			\$11,425.01	\$0.00	\$11,425.01		



Filters: Cost Center Name Not Equal To DoNotReport; Billing Period Equal To 201201All Meter CodesAll Group Names

elpaso

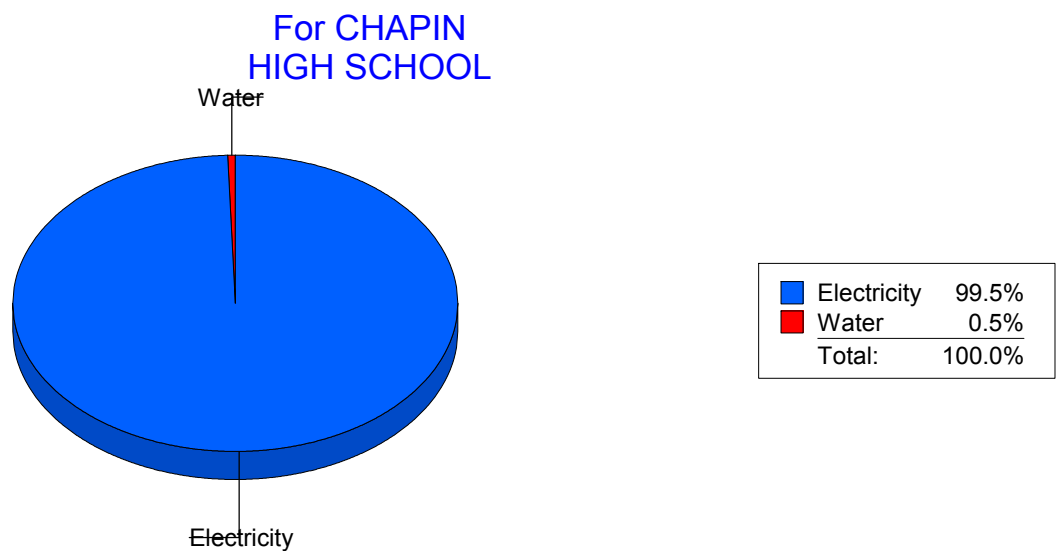
Energy CAP

Cost Avoidance Program

Cost Summary Graph

Grouped by Energy Type

Energy Type	Use	Units	Meter Cost	Special Charges	Total Cost	Avg Unit Cost	% of Total Cost
Site: CHAPIN HIGH SCHOOL - CHAPIN HIGH SCHOOL							
Electricity	220,292	KWH	\$20,921.16	\$0.00	\$20,921.16	0.0950	99.49%
Water	57	CCF	\$107.00	\$0.00	\$107.00	1.8772	0.51%
Total Cost:			\$21,028.16	\$0.00	\$21,028.16		



Filters: Cost Center Name Not Equal To DoNotReport; Billing Period Equal To 201201All Meter CodesAll Group Names

elpaso

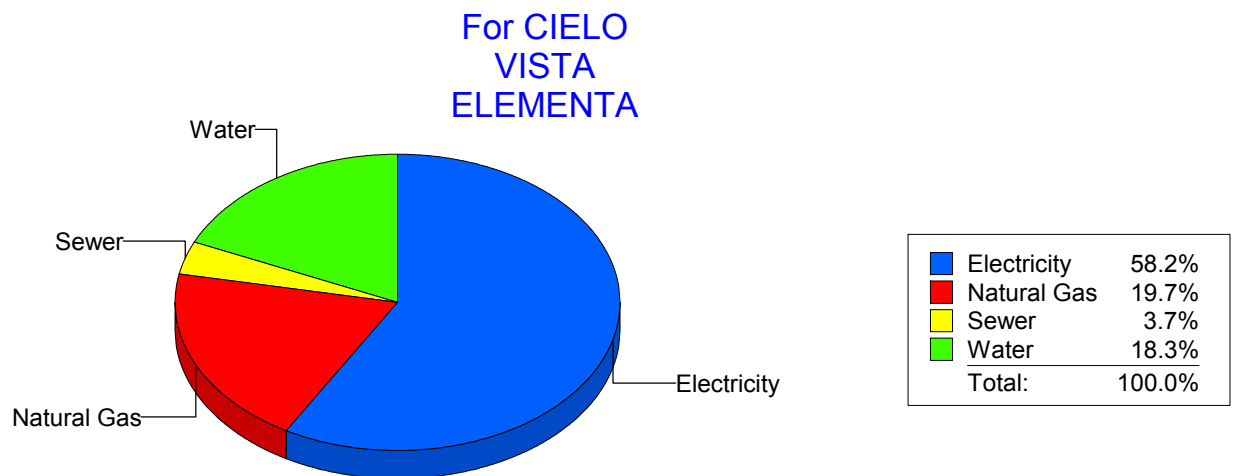
Energy CAP

Cost Avoidance Program

Cost Summary Graph

Grouped by Energy Type

Energy Type	Use	Units	Meter Cost	Special Charges	Total Cost	Avg Unit Cost	% of Total Cost
Site: CIELO VISTA ELEMENTA - CIELO VISTA ELEMENTA							
Electricity	36,780	KWH	\$4,804.38	\$0.00	\$4,804.38	0.1306	58.23%
Natural Gas	2,824	CCF	\$1,628.57	\$0.00	\$1,628.57	0.5767	19.74%
Water	365	CCF	\$1,511.73	\$0.00	\$1,511.73	4.1417	18.32%
Sewer	133	CCF	\$306.52	\$0.00	\$306.52	2.3047	3.71%
Total Cost:			\$8,251.20	\$0.00	\$8,251.20		



Filters: Cost Center Name Not Equal To DoNotReport; Billing Period Equal To 201201All Meter CodesAll Group Names

elpaso

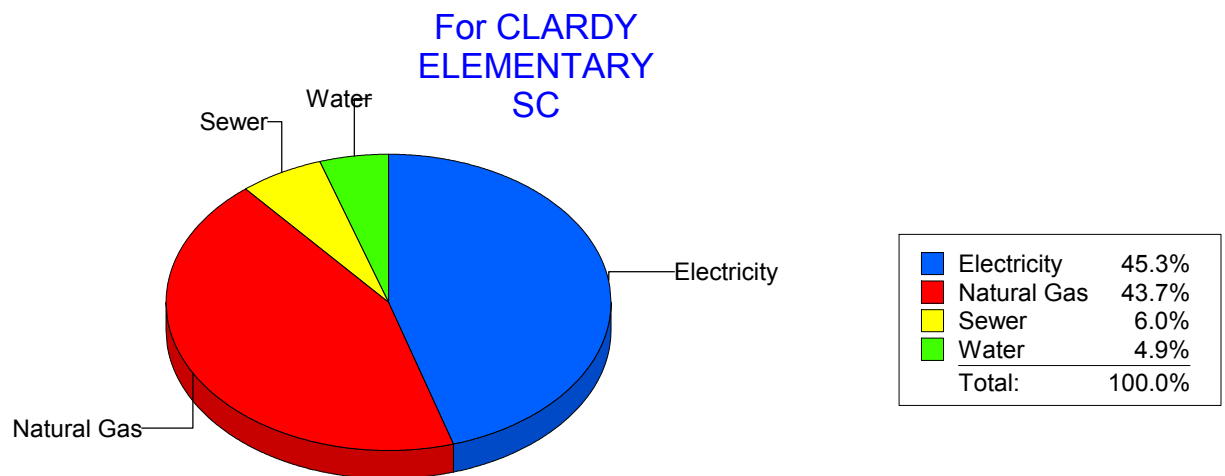
Energy CAP

Cost Avoidance Program

Cost Summary Graph

Grouped by Energy Type

Energy Type	Use	Units	Meter Cost	Special Charges	Total Cost	Avg Unit Cost	% of Total Cost
Site: CLARDY ELEMENTARY SC - CLARDY ELEMENTARY SC							
Electricity	26,702	KWH	\$3,216.23	\$0.00	\$3,216.23	0.1204	45.26%
Natural Gas	5,547	CCF	\$3,108.85	\$0.00	\$3,108.85	0.5605	43.75%
Water	113	CCF	\$351.67	\$0.00	\$351.67	3.1121	4.95%
Sewer	181	CCF	\$429.72	\$0.00	\$429.72	2.3741	6.05%
Total Cost:			\$7,106.47	\$0.00	\$7,106.47		



Filters: Cost Center Name Not Equal To DoNotReport; Billing Period Equal To 201201All Meter CodesAll Group Names

elpaso

Energy CAP

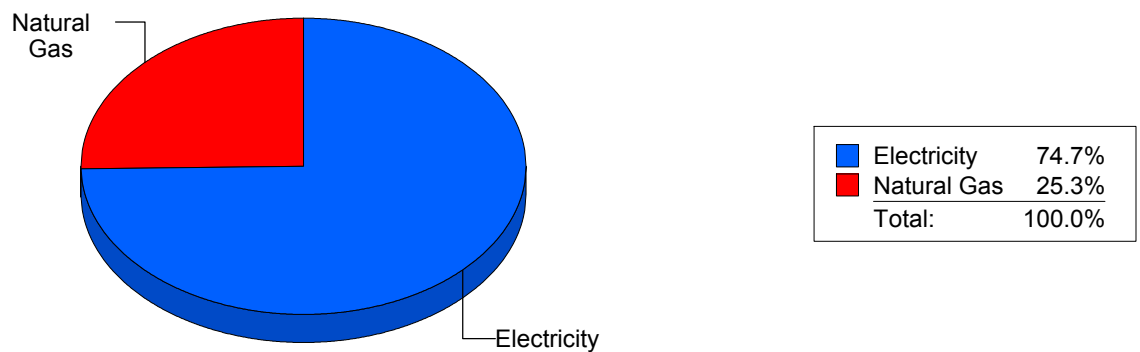
Cost Avoidance Program

Cost Summary Graph

Grouped by Energy Type

Energy Type	Use	Units	Meter Cost	Special Charges	Total Cost	Avg Unit Cost	% of Total Cost
Site: CLENDININ - CLENDININ							
Electricity	32,750	KWH	\$4,240.89	\$0.00	\$4,240.89	0.1295	74.70%
Natural Gas	2,540	CCF	\$1,436.36	\$0.00	\$1,436.36	0.5655	25.30%
Total Cost:			\$5,677.25	\$0.00	\$5,677.25		

For CLENDININ



Filters: Cost Center Name Not Equal To DoNotReport; Billing Period Equal To 201201All Meter CodesAll Group Names

elpaso

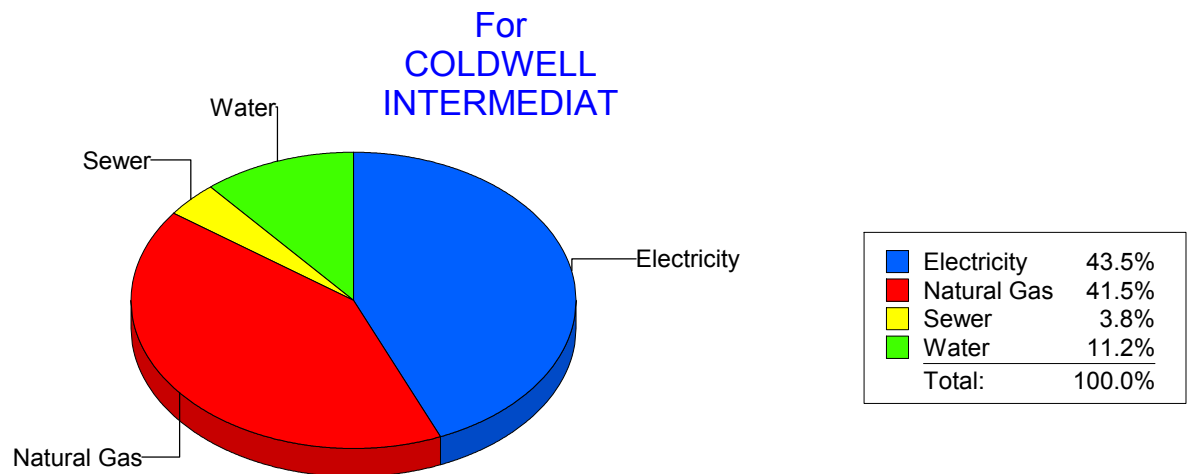
Energy CAP

Cost Avoidance Program

Cost Summary Graph

Grouped by Energy Type

Energy Type	Use	Units	Meter Cost	Special Charges	Total Cost	Avg Unit Cost	% of Total Cost
Site: COLDWELL INTERMEDIAT - COLDWELL INTERMEDIAT							
Electricity	32,361	KWH	\$3,191.07	\$0.00	\$3,191.07	0.0986	43.54%
Natural Gas	5,361	CCF	\$3,039.25	\$0.00	\$3,039.25	0.5669	41.47%
Water	160	CCF	\$817.88	\$0.00	\$817.88	5.1118	11.16%
Sewer	84	CCF	\$280.64	\$0.00	\$280.64	3.3410	3.83%
Total Cost:			\$7,328.84	\$0.00	\$7,328.84		



Filters: Cost Center Name Not Equal To DoNotReport; Billing Period Equal To 201201All Meter CodesAll Group Names

elpaso

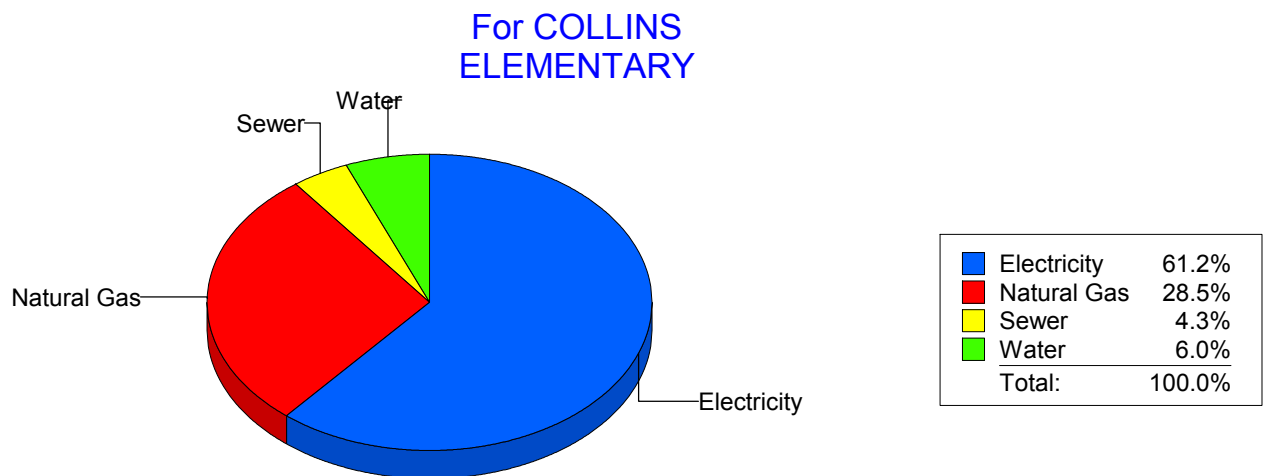
Energy CAP

Cost Avoidance Program

Cost Summary Graph

Grouped by Energy Type

Energy Type	Use	Units	Meter Cost	Special Charges	Total Cost	Avg Unit Cost	% of Total Cost
Site: COLLINS ELEMENTARY - COLLINS ELEMENTARY							
Electricity	48,080	KWH	\$5,471.88	\$0.00	\$5,471.88	0.1138	61.18%
Natural Gas	4,504	CCF	\$2,545.65	\$0.00	\$2,545.65	0.5652	28.46%
Water	199	CCF	\$539.33	\$0.00	\$539.33	2.7102	6.03%
Sewer	196	CCF	\$386.53	\$0.00	\$386.53	1.9721	4.32%
Total Cost:			\$8,943.39	\$0.00	\$8,943.39		



Filters: Cost Center Name Not Equal To DoNotReport; Billing Period Equal To 201201All Meter CodesAll Group Names

elpaso

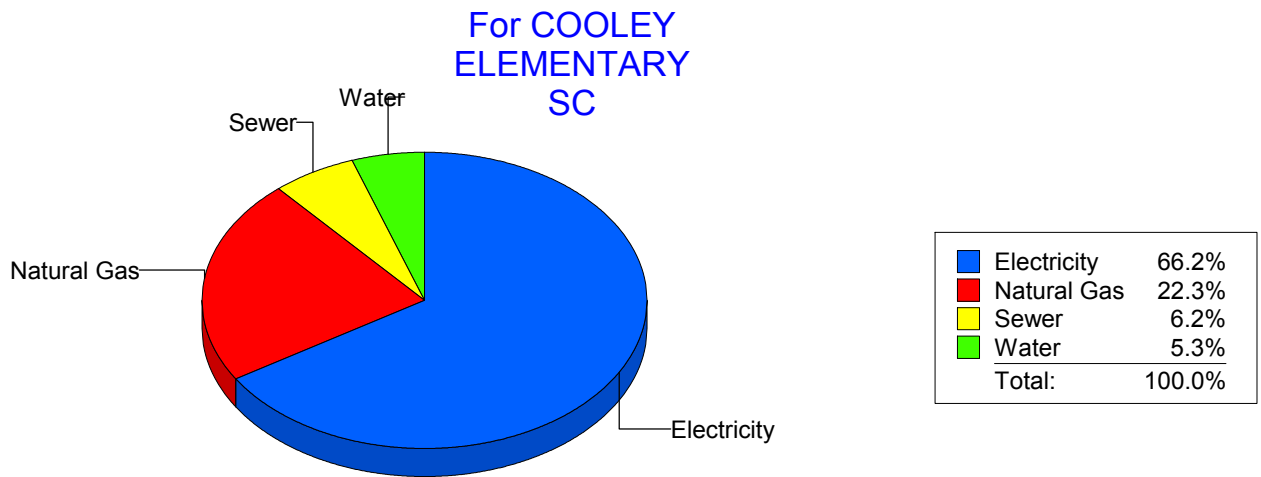
Energy CAP

Cost Avoidance Program

Cost Summary Graph

Grouped by Energy Type

Energy Type	Use	Units	Meter Cost	Special Charges	Total Cost	Avg Unit Cost	% of Total Cost
Site: COOLEY ELEMENTARY SC - COOLEY ELEMENTARY SC							
Electricity	71,600	KWH	\$6,885.97	\$0.00	\$6,885.97	0.0962	66.21%
Natural Gas	4,084	CCF	\$2,319.86	\$0.00	\$2,319.86	0.5680	22.31%
Water	132	CCF	\$546.79	\$0.00	\$546.79	4.1423	5.26%
Sewer	215	CCF	\$646.86	\$0.00	\$646.86	3.0087	6.22%
Total Cost:			\$10,399.48	\$0.00	\$10,399.48		



Filters: Cost Center Name Not Equal To DoNotReport; Billing Period Equal To 201201All Meter CodesAll Group Names

elpaso

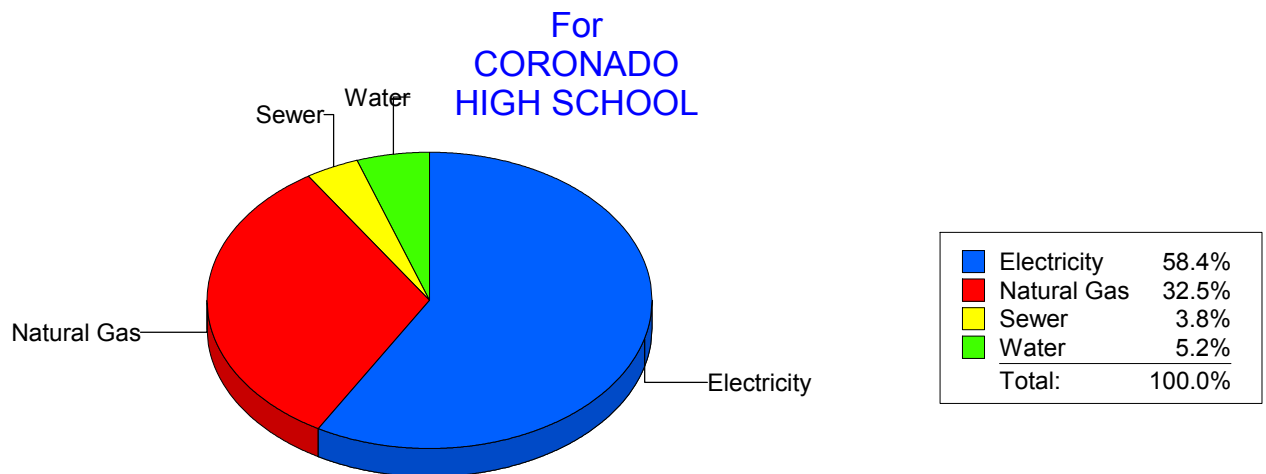
Energy CAP

Cost Avoidance Program

Cost Summary Graph

Grouped by Energy Type

Energy Type	Use	Units	Meter Cost	Special Charges	Total Cost	Avg Unit Cost	% of Total Cost
Site: CORONADO HIGH SCHOOL - CORONADO HIGH SCHOOL							
Electricity	225,896	KWH	\$21,355.89	\$0.00	\$21,355.89	0.0945	58.43%
Natural Gas	21,715	CCF	\$11,887.88	\$0.00	\$11,887.88	0.5475	32.53%
Water	1,178	CCF	\$1,901.62	\$0.00	\$1,901.62	1.6143	5.20%
Sewer	872	CCF	\$1,401.85	\$0.00	\$1,401.85	1.6076	3.84%
Total Cost:			\$36,547.24	\$0.00	\$36,547.24		



Filters: Cost Center Name Not Equal To DoNotReport; Billing Period Equal To 201201All Meter CodesAll Group Names

el Paso

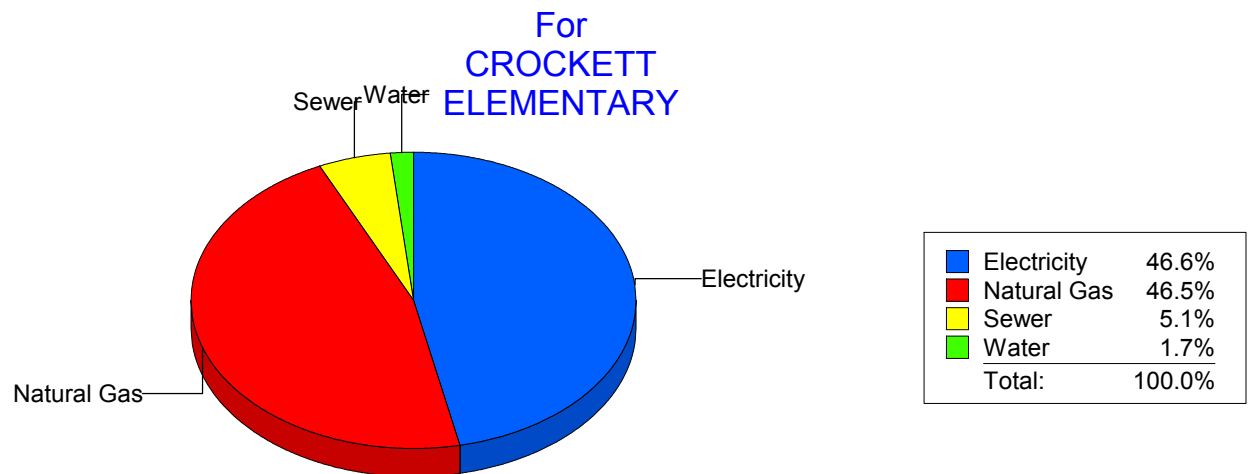
Energy CAP

Cost Avoidance Program

Cost Summary Graph

Grouped by Energy Type

Energy Type	Use	Units	Meter Cost	Special Charges	Total Cost	Avg Unit Cost	% of Total Cost
Site: CROCKETT - CROCKETT ELEMENTARY							
Electricity	25,200	KWH	\$2,758.08	\$0.00	\$2,758.08	0.1094	46.63%
Natural Gas	4,960	CCF	\$2,750.95	\$0.00	\$2,750.95	0.5546	46.51%
Water	28	CCF	\$103.23	\$0.00	\$103.23	3.6868	1.75%
Sewer	140	CCF	\$302.28	\$0.00	\$302.28	2.1591	5.11%
Total Cost:			\$5,914.54	\$0.00	\$5,914.54		



Filters: Cost Center Name Not Equal To DoNotReport; Billing Period Equal To 201201All Meter CodesAll Group Names

elpaso

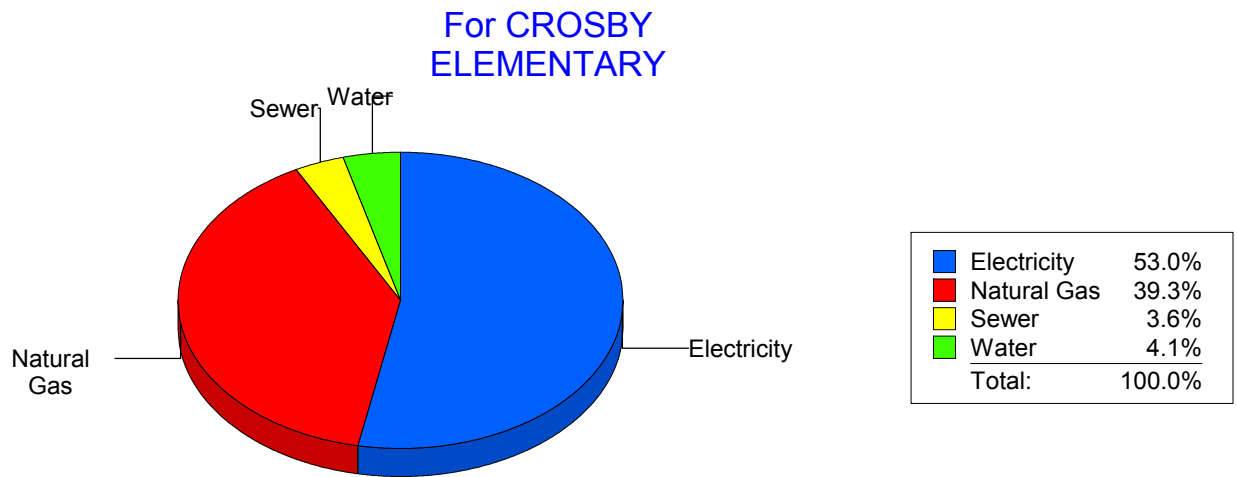
Energy CAP

Cost Avoidance Program

Cost Summary Graph

Grouped by Energy Type

Energy Type	Use	Units	Meter Cost	Special Charges	Total Cost	Avg Unit Cost	% of Total Cost
Site: CROSBY ELEMENTARY - CROSBY ELEMENTARY							
Electricity	31,076	KWH	\$3,297.58	\$0.00	\$3,297.58	0.1061	53.04%
Natural Gas	4,323	CCF	\$2,440.26	\$0.00	\$2,440.26	0.5645	39.25%
Water	88	CCF	\$252.86	\$0.00	\$252.86	2.8734	4.07%
Sewer	80	CCF	\$226.08	\$0.00	\$226.08	2.8260	3.64%
Total Cost:			\$6,216.78	\$0.00	\$6,216.78		



Filters: Cost Center Name Not Equal To DoNotReport; Billing Period Equal To 201201All Meter CodesAll Group Names

elpaso

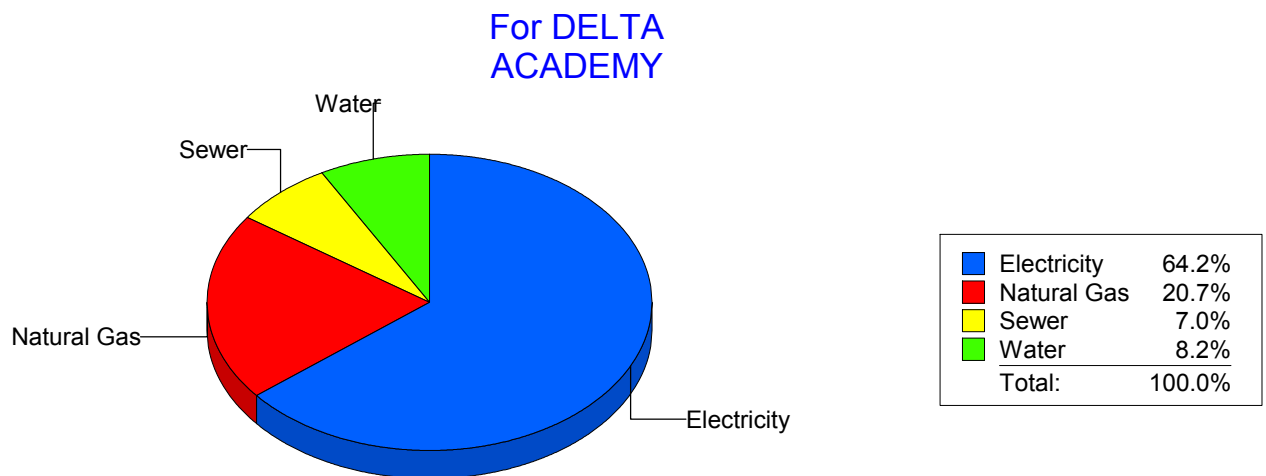
Energy CAP

Cost Avoidance Program

Cost Summary Graph

Grouped by Energy Type

Energy Type	Use	Units	Meter Cost	Special Charges	Total Cost	Avg Unit Cost	% of Total Cost
Site: DELTA ACADEMY - DELTA ACADEMY							
Electricity	3,981	KWH	\$283.90	\$0.00	\$283.90	0.0713	64.17%
Natural Gas	170	CCF	\$91.42	\$0.00	\$91.42	0.5378	20.66%
Water	12	CCF	\$36.24	\$0.00	\$36.24	3.0200	8.19%
Sewer	12	CCF	\$30.84	\$0.00	\$30.84	2.5700	6.97%
Total Cost:			\$442.40	\$0.00	\$442.40		



Filters: Cost Center Name Not Equal To DoNotReport; Billing Period Equal To 201201All Meter CodesAll Group Names

elpaso

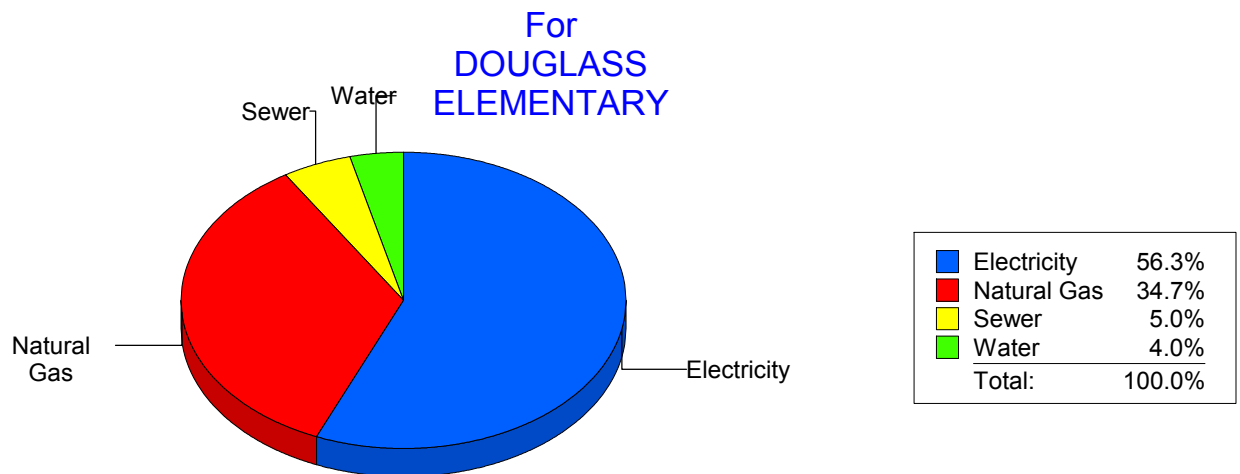
Energy CAP

Cost Avoidance Program

Cost Summary Graph

Grouped by Energy Type

Energy Type	Use	Units	Meter Cost	Special Charges	Total Cost	Avg Unit Cost	% of Total Cost
Site: DOUGLASS ELEMENTARY - DOUGLASS ELEMENTARY							
Electricity	30,490	KWH	\$3,294.12	\$0.00	\$3,294.12	0.1080	56.33%
Natural Gas	3,574	CCF	\$2,031.11	\$0.00	\$2,031.11	0.5683	34.73%
Water	58	CCF	\$233.26	\$0.00	\$233.26	4.0217	3.99%
Sewer	93	CCF	\$289.79	\$0.00	\$289.79	3.1160	4.96%
Total Cost:			\$5,848.28	\$0.00	\$5,848.28		



Filters: Cost Center Name Not Equal To DoNotReport; Billing Period Equal To 201201All Meter CodesAll Group Names

elpaso

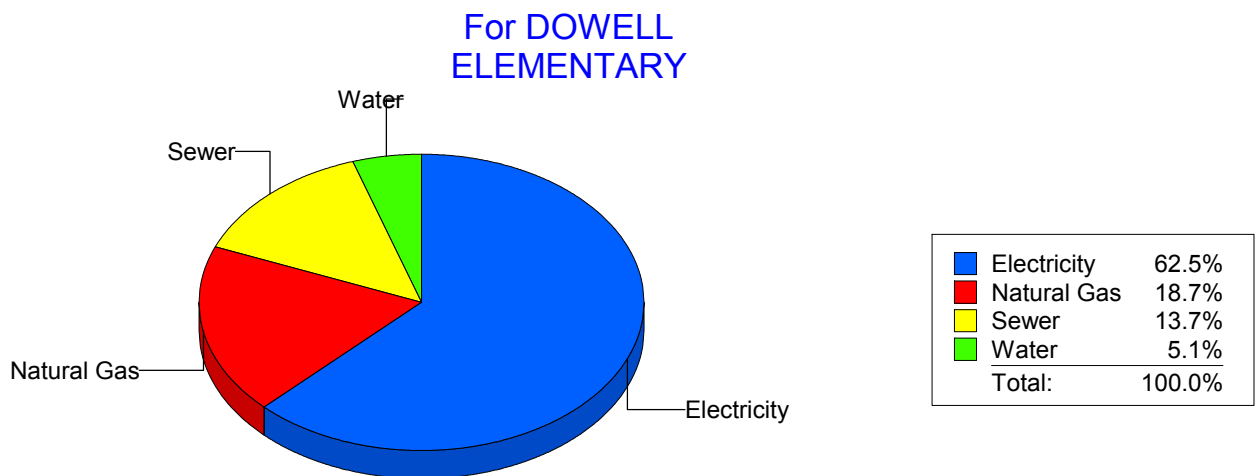
Energy CAP

Cost Avoidance Program

Cost Summary Graph

Grouped by Energy Type

Energy Type	Use	Units	Meter Cost	Special Charges	Total Cost	Avg Unit Cost	% of Total Cost
Site: DOWELL ELEMENTARY - DOWELL ELEMENTARY							
Electricity	21,489	KWH	\$2,355.06	\$0.00	\$2,355.06	0.1096	62.53%
Natural Gas	1,214	CCF	\$705.07	\$0.00	\$705.07	0.5808	18.72%
Water	60	CCF	\$191.94	\$0.00	\$191.94	3.1990	5.10%
Sewer	366	CCF	\$514.30	\$0.00	\$514.30	1.4052	13.66%
Total Cost:			\$3,766.37	\$0.00	\$3,766.37		



Filters: Cost Center Name Not Equal To DoNotReport; Billing Period Equal To 201201All Meter CodesAll Group Names

elpaso

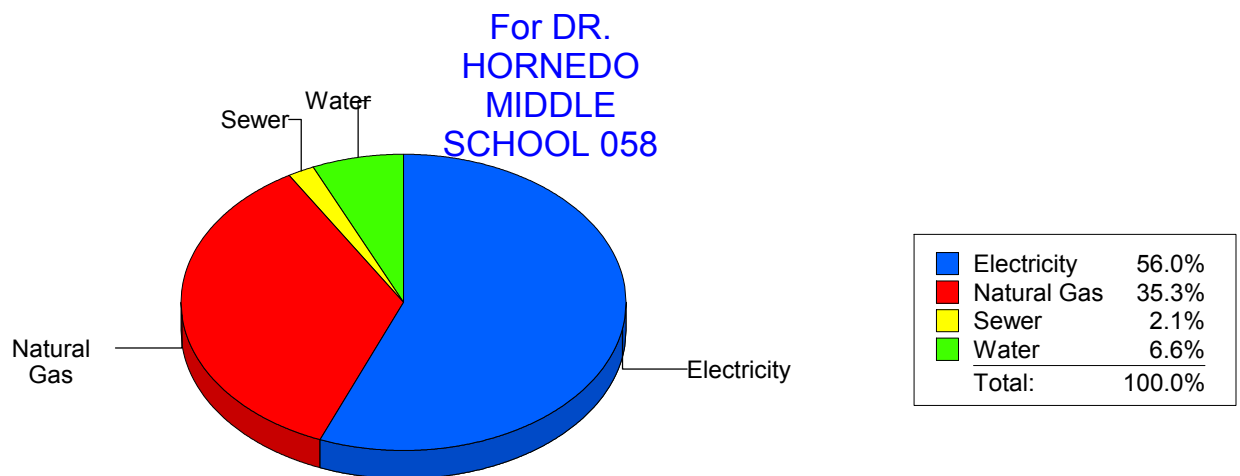
Energy CAP

Cost Avoidance Program

Cost Summary Graph

Grouped by Energy Type

Energy Type	Use	Units	Meter Cost	Special Charges	Total Cost	Avg Unit Cost	% of Total Cost
Site: DRHORNEDOMIDDLESCHOOL - DR. HORNEDO MIDDLE SCHOOL 058							
Electricity	87,200	KWH	\$9,307.46	\$0.00	\$9,307.46	0.1067	55.98%
Natural Gas	10,736	CCF	\$5,877.40	\$0.00	\$5,877.40	0.5474	35.35%
Water	270	CCF	\$1,093.47	\$0.00	\$1,093.47	4.0499	6.58%
Sewer	108	CCF	\$349.11	\$0.00	\$349.11	3.2325	2.10%
Total Cost:			\$16,627.44	\$0.00	\$16,627.44		



Filters: Cost Center Name Not Equal To DoNotReport; Billing Period Equal To 201201All Meter CodesAll Group Names

elpaso

Energy CAP

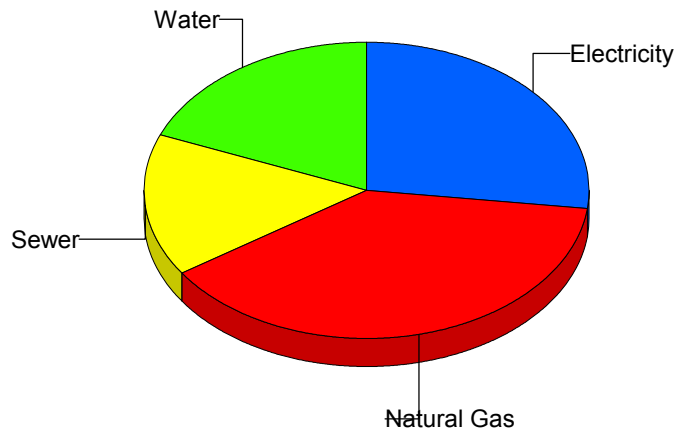
Cost Avoidance Program

Cost Summary Graph

Grouped by Energy Type

Energy Type	Use	Units	Meter Cost	Special Charges	Total Cost	Avg Unit Cost	% of Total Cost
Site: DR. L.A. NIXON ELEME - DR. L.A. NIXON ELEME							
Electricity	9,680	KWH	\$968.27	\$0.00	\$968.27	0.1000	26.84%
Natural Gas	2,419	CCF	\$1,399.62	\$0.00	\$1,399.62	0.5786	38.80%
Water	308	CCF	\$680.63	\$0.00	\$680.63	2.2098	18.87%
Sewer	244	CCF	\$559.21	\$0.00	\$559.21	2.2918	15.50%
Total Cost:			\$3,607.73	\$0.00	\$3,607.73		

For DR. L.A.
NIXON ELEME



Electricity	26.8%
Natural Gas	38.8%
Sewer	15.5%
Water	18.9%
Total:	100.0%

Filters: Cost Center Name Not Equal To DoNotReport; Billing Period Equal To 201201All Meter CodesAll Group Names

elpaso

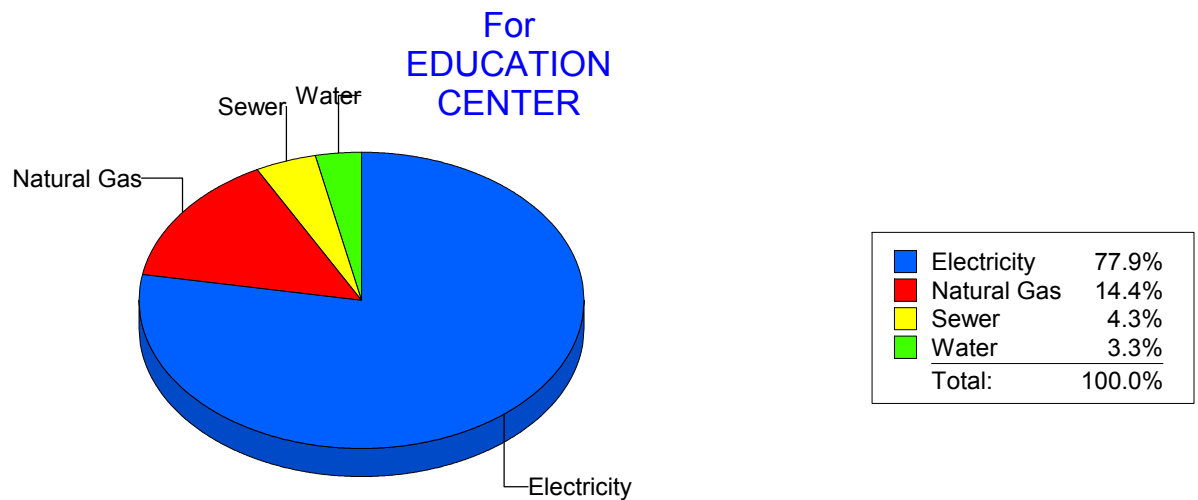
Energy CAP

Cost Avoidance Program

Cost Summary Graph

Grouped by Energy Type

Energy Type	Use	Units	Meter Cost	Special Charges	Total Cost	Avg Unit Cost	% of Total Cost
Site: EDUCATION CENTER - EDUCATION CENTER							
Electricity	248,233	KWH	\$21,761.23	\$0.00	\$21,761.23	0.0877	77.90%
Natural Gas	7,321	CCF	\$4,028.92	\$0.00	\$4,028.92	0.5503	14.42%
Water	347	CCF	\$932.46	\$0.00	\$932.46	2.6872	3.34%
Sewer	659	CCF	\$1,210.74	\$0.00	\$1,210.74	1.8372	4.33%
Total Cost:			\$27,933.35	\$0.00	\$27,933.35		



Filters: Cost Center Name Not Equal To DoNotReport; Billing Period Equal To 201201All Meter CodesAll Group Names

elpaso

Energy CAP

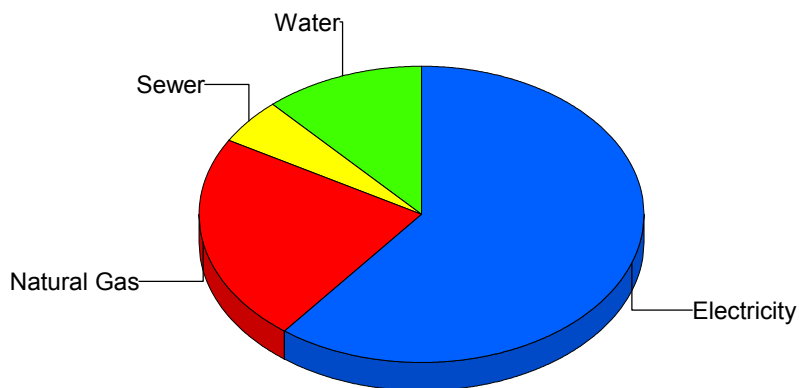
Cost Avoidance Program

Cost Summary Graph

Grouped by Energy Type

Energy Type	Use	Units	Meter Cost	Special Charges	Total Cost	Avg Unit Cost	% of Total Cost
Site: EL PASO HIGH SCHOOL - EL PASO HIGH SCHOOL							
Electricity	119,783	KWH	\$13,943.64	\$0.00	\$13,943.64	0.1164	60.65%
Natural Gas	9,123	CCF	\$5,207.76	\$0.00	\$5,207.76	0.5708	22.65%
Water	694	CCF	\$2,659.62	\$0.00	\$2,659.62	3.8323	11.57%
Sewer	604	CCF	\$1,178.88	\$0.00	\$1,178.88	1.9518	5.13%
Total Cost:			\$22,989.90	\$0.00	\$22,989.90		

For EL PASO
HIGH SCHOOL



Electricity	60.7%
Natural Gas	22.7%
Sewer	5.1%
Water	11.6%
Total:	100.0%

Filters: Cost Center Name Not Equal To DoNotReport; Billing Period Equal To 201201All Meter CodesAll Group Names

elpaso

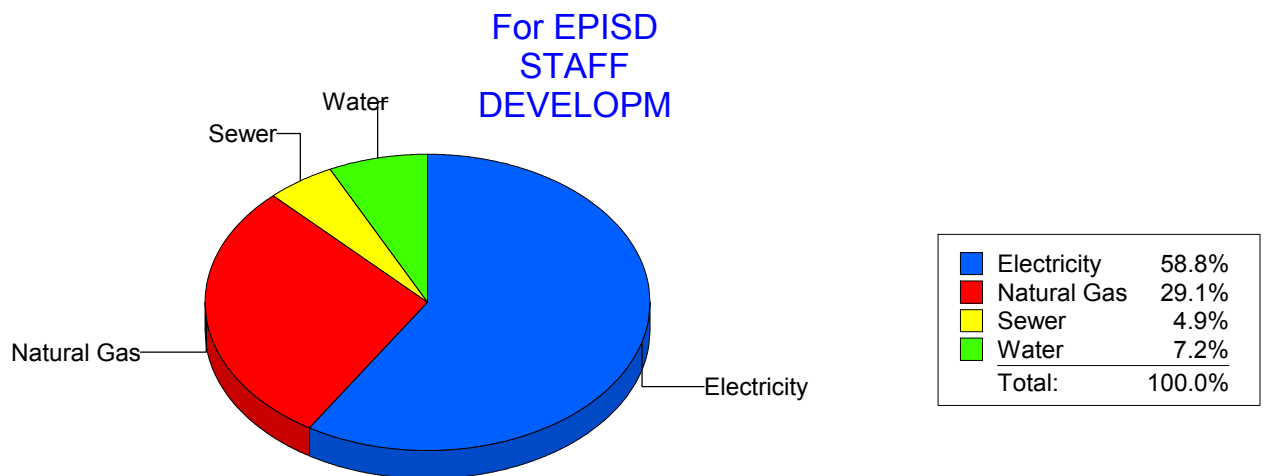
Energy CAP

Cost Avoidance Program

Cost Summary Graph

Grouped by Energy Type

Energy Type	Use	Units	Meter Cost	Special Charges	Total Cost	Avg Unit Cost	% of Total Cost
Site: EPISD STAFF DEVELOPM - EPISD STAFF DEVELOPM							
Electricity	10,160	KWH	\$1,002.38	\$0.00	\$1,002.38	0.0987	58.78%
Natural Gas	834	CCF	\$495.53	\$0.00	\$495.53	0.5942	29.06%
Water	41	CCF	\$123.59	\$0.00	\$123.59	3.0144	7.25%
Sewer	27	CCF	\$83.77	\$0.00	\$83.77	3.1026	4.91%
Total Cost:			\$1,705.27	\$0.00	\$1,705.27		



Filters: Cost Center Name Not Equal To DoNotReport; Billing Period Equal To 201201All Meter CodesAll Group Names

elpaso

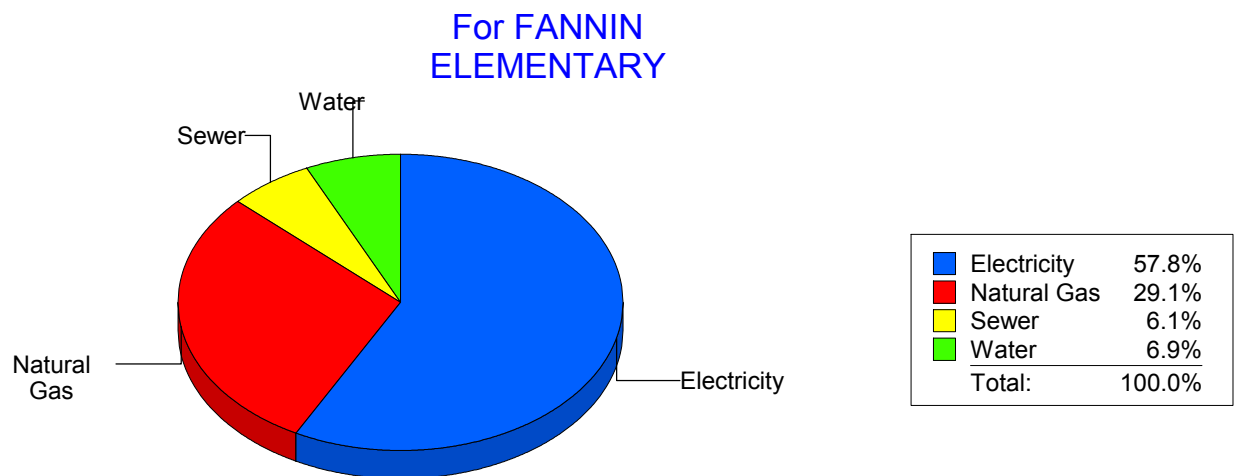
Energy CAP

Cost Avoidance Program

Cost Summary Graph

Grouped by Energy Type

Energy Type	Use	Units	Meter Cost	Special Charges	Total Cost	Avg Unit Cost	% of Total Cost
Site: FANNIN ELEMENTARY - FANNIN ELEMENTARY							
Electricity	33,242	KWH	\$3,855.53	\$0.00	\$3,855.53	0.1160	57.84%
Natural Gas	3,342	CCF	\$1,941.81	\$0.00	\$1,941.81	0.5810	29.13%
Water	101	CCF	\$459.46	\$0.00	\$459.46	4.5491	6.89%
Sewer	165	CCF	\$409.40	\$0.00	\$409.40	2.4812	6.14%
Total Cost:			\$6,666.20	\$0.00	\$6,666.20		



Filters: Cost Center Name Not Equal To DoNotReport; Billing Period Equal To 201201All Meter CodesAll Group Names

elpaso

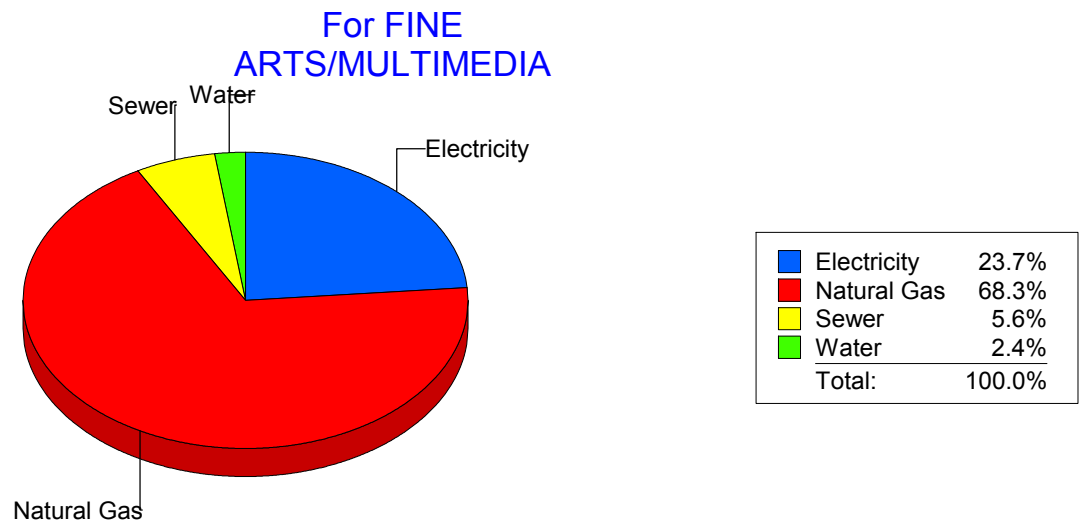
Energy CAP

Cost Avoidance Program

Cost Summary Graph

Grouped by Energy Type

Energy Type	Use	Units	Meter Cost	Special Charges	Total Cost	Avg Unit Cost	% of Total Cost
Site: FINE ARTS/MULTIMEDIA - FINE ARTS/MULTIMEDIA							
Electricity	10,502	KWH	\$1,066.60	\$0.00	\$1,066.60	0.1016	23.72%
Natural Gas	5,553	CCF	\$3,071.94	\$0.00	\$3,071.94	0.5532	68.30%
Water	30	CCF	\$106.13	\$0.00	\$106.13	3.5377	2.36%
Sewer	150	CCF	\$252.74	\$0.00	\$252.74	1.6849	5.62%
Total Cost:			\$4,497.41	\$0.00	\$4,497.41		



Filters: Cost Center Name Not Equal To DoNotReport; Billing Period Equal To 201201All Meter CodesAll Group Names

elpaso

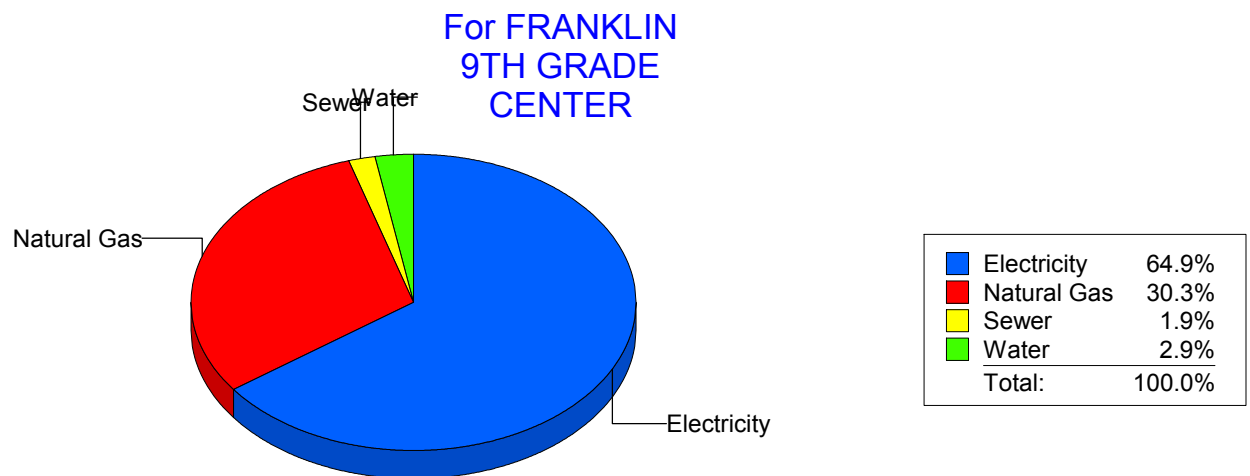
Energy CAP

Cost Avoidance Program

Cost Summary Graph

Grouped by Energy Type

Energy Type	Use	Units	Meter Cost	Special Charges	Total Cost	Avg Unit Cost	% of Total Cost
Site: FRANKLIN9THGRADECENTER - FRANKLIN 9TH GRADE CENTER							
Electricity	105,000	KWH	\$11,604.52	\$0.00	\$11,604.52	0.1105	64.91%
Natural Gas	9,884	CCF	\$5,416.23	\$0.00	\$5,416.23	0.5480	30.29%
Water	280	CCF	\$518.84	\$0.00	\$518.84	1.8530	2.90%
Sewer	100	CCF	\$338.95	\$0.00	\$338.95	3.3895	1.90%
Total Cost:			\$17,878.54	\$0.00	\$17,878.54		



Filters: Cost Center Name Not Equal To DoNotReport; Billing Period Equal To 201201All Meter CodesAll Group Names

elpaso

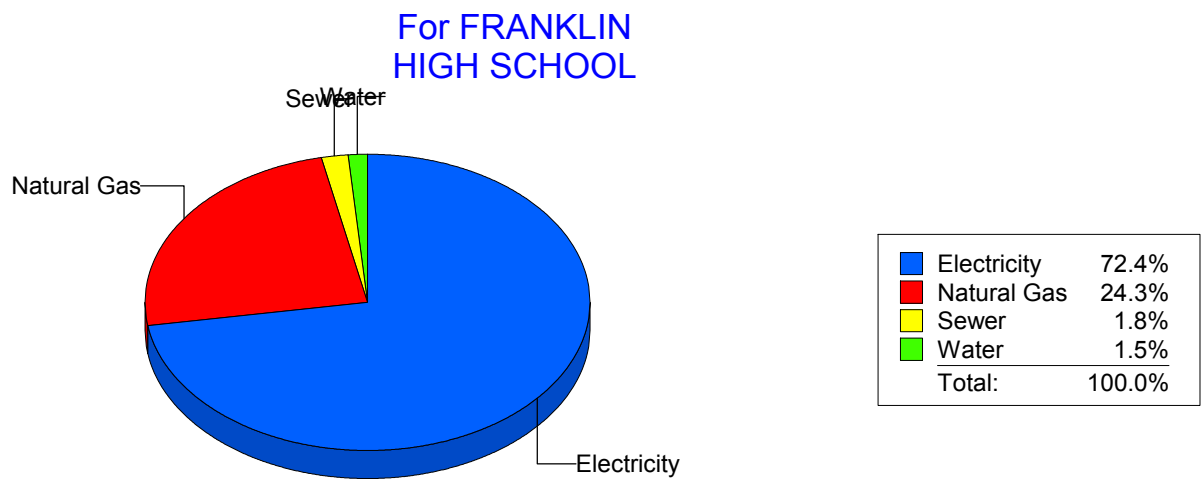
Energy CAP

Cost Avoidance Program

Cost Summary Graph

Grouped by Energy Type

Energy Type	Use	Units	Meter Cost	Special Charges	Total Cost	Avg Unit Cost	% of Total Cost
Site: FRANKLIN HIGH SCHOOL - FRANKLIN HIGH SCHOOL							
Electricity	260,265	KWH	\$24,895.63	\$0.00	\$24,895.63	0.0957	72.40%
Natural Gas	15,278	CCF	\$8,366.07	\$0.00	\$8,366.07	0.5476	24.33%
Water	201	CCF	\$521.29	\$0.00	\$521.29	2.5935	1.52%
Sewer	307	CCF	\$601.84	\$0.00	\$601.84	1.9604	1.75%
Total Cost:			\$34,384.83	\$0.00	\$34,384.83		



Filters: Cost Center Name Not Equal To DoNotReport; Billing Period Equal To 201201All Meter CodesAll Group Names

elpaso

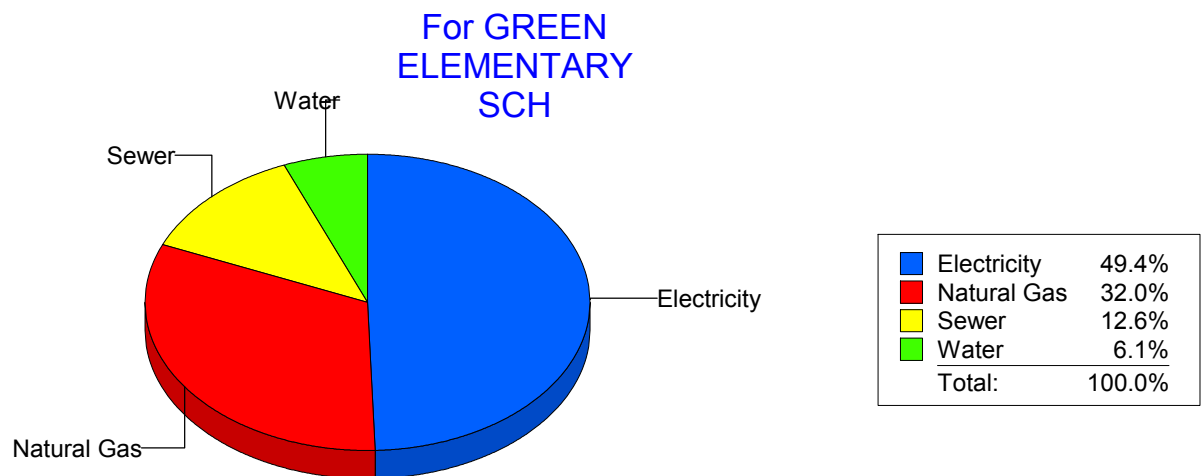
Energy CAP

Cost Avoidance Program

Cost Summary Graph

Grouped by Energy Type

Energy Type	Use	Units	Meter Cost	Special Charges	Total Cost	Avg Unit Cost	% of Total Cost
Site: GREEN ELEMENTARY SCH - GREEN ELEMENTARY SCH							
Electricity	33,600	KWH	\$3,214.98	\$0.00	\$3,214.98	0.0957	49.37%
Natural Gas	3,650	CCF	\$2,081.07	\$0.00	\$2,081.07	0.5702	31.96%
Water	70	CCF	\$393.97	\$0.00	\$393.97	5.6281	6.05%
Sewer	431	CCF	\$821.56	\$0.00	\$821.56	1.9062	12.62%
Total Cost:			\$6,511.58	\$0.00	\$6,511.58		



Filters: Cost Center Name Not Equal To DoNotReport; Billing Period Equal To 201201All Meter CodesAll Group Names

elpaso

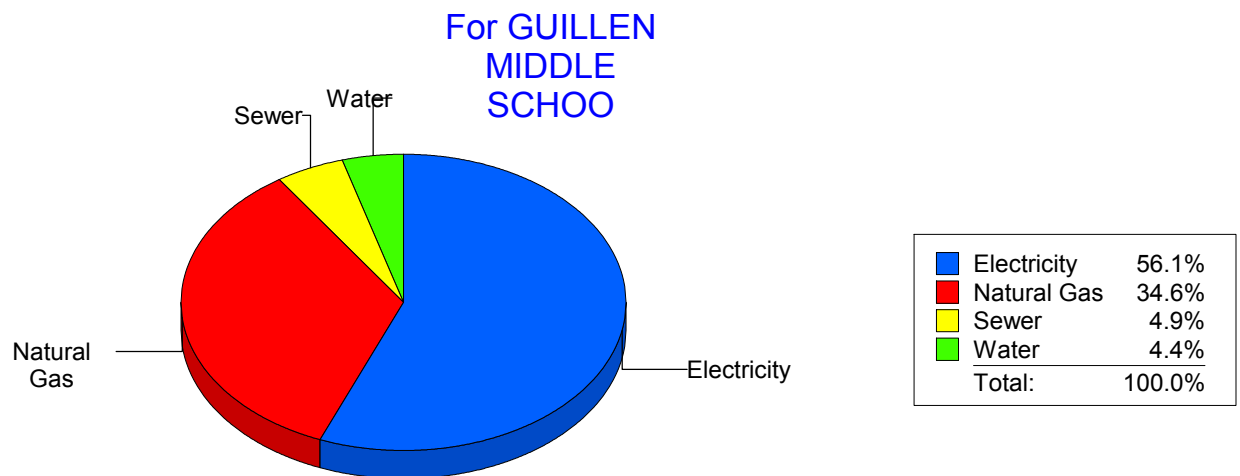
Energy CAP

Cost Avoidance Program

Cost Summary Graph

Grouped by Energy Type

Energy Type	Use	Units	Meter Cost	Special Charges	Total Cost	Avg Unit Cost	% of Total Cost
Site: GUILLEN MIDDLE SCHOO - GUILLEN MIDDLE SCHOO							
Electricity	71,071	KWH	\$7,054.21	\$0.00	\$7,054.21	0.0993	56.06%
Natural Gas	7,800	CCF	\$4,354.39	\$0.00	\$4,354.39	0.5583	34.60%
Water	204	CCF	\$554.33	\$0.00	\$554.33	2.7173	4.41%
Sewer	331	CCF	\$620.22	\$0.00	\$620.22	1.8738	4.93%
Total Cost:			\$12,583.15	\$0.00	\$12,583.15		



Filters: Cost Center Name Not Equal To DoNotReport; Billing Period Equal To 201201All Meter CodesAll Group Names

elpaso

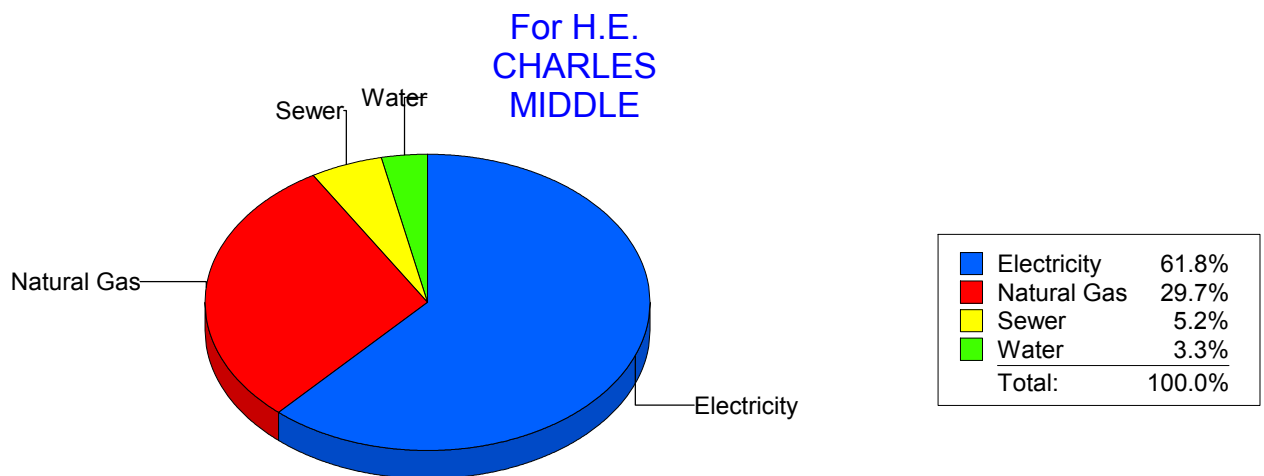
Energy CAP

Cost Avoidance Program

Cost Summary Graph

Grouped by Energy Type

Energy Type	Use	Units	Meter Cost	Special Charges	Total Cost	Avg Unit Cost	% of Total Cost
Site: H.E. CHARLES MIDDLE - H.E. CHARLES MIDDLE							
Electricity	56,522	KWH	\$6,044.75	\$0.00	\$6,044.75	0.1069	61.78%
Natural Gas	5,176	CCF	\$2,902.77	\$0.00	\$2,902.77	0.5608	29.67%
Water	77	CCF	\$326.96	\$0.00	\$326.96	4.2462	3.34%
Sewer	235	CCF	\$510.40	\$0.00	\$510.40	2.1719	5.22%
Total Cost:			\$9,784.88	\$0.00	\$9,784.88		



Filters: Cost Center Name Not Equal To DoNotReport; Billing Period Equal To 201201All Meter CodesAll Group Names

elpaso

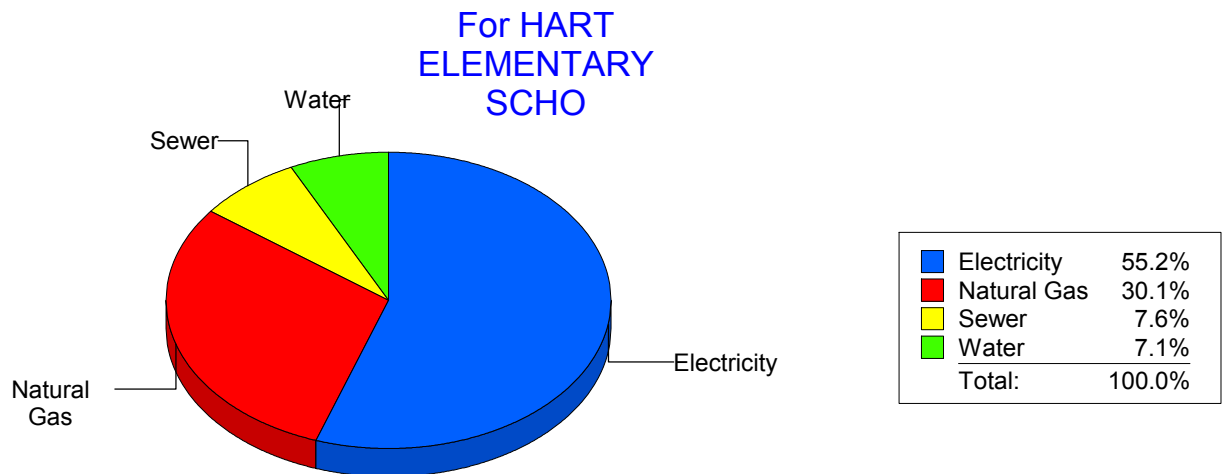
Energy CAP

Cost Avoidance Program

Cost Summary Graph

Grouped by Energy Type

Energy Type	Use	Units	Meter Cost	Special Charges	Total Cost	Avg Unit Cost	% of Total Cost
Site: HART ELEMENTARY SCHO - HART ELEMENTARY SCHO							
Electricity	17,605	KWH	\$2,264.38	\$0.00	\$2,264.38	0.1286	55.21%
Natural Gas	2,174	CCF	\$1,234.52	\$0.00	\$1,234.52	0.5679	30.10%
Water	108	CCF	\$292.49	\$0.00	\$292.49	2.7082	7.13%
Sewer	128	CCF	\$310.28	\$0.00	\$310.28	2.4241	7.56%
Total Cost:			\$4,101.67	\$0.00	\$4,101.67		



Filters: Cost Center Name Not Equal To DoNotReport; Billing Period Equal To 201201All Meter CodesAll Group Names

elpaso

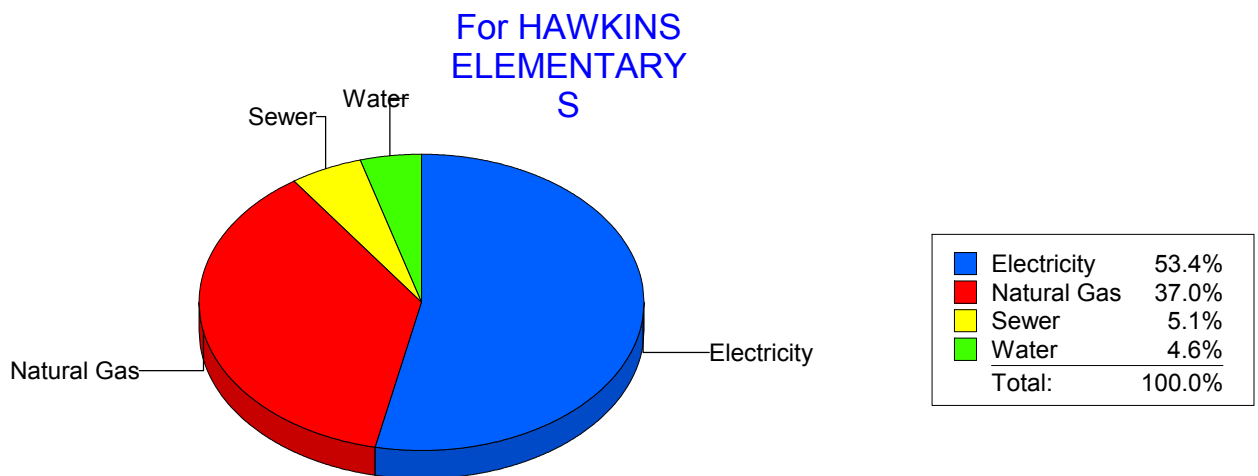
Energy CAP

Cost Avoidance Program

Cost Summary Graph

Grouped by Energy Type

Energy Type	Use	Units	Meter Cost	Special Charges	Total Cost	Avg Unit Cost	% of Total Cost
Site: HAWKINS ELEMENTARY S - HAWKINS ELEMENTARY S							
Electricity	22,326	KWH	\$2,246.70	\$0.00	\$2,246.70	0.1006	53.40%
Natural Gas	2,755	CCF	\$1,554.92	\$0.00	\$1,554.92	0.5644	36.96%
Water	46	CCF	\$191.96	\$0.00	\$191.96	4.1730	4.56%
Sewer	70	CCF	\$213.38	\$0.00	\$213.38	3.0483	5.07%
Total Cost:			\$4,206.96	\$0.00	\$4,206.96		



Filters: Cost Center Name Not Equal To DoNotReport; Billing Period Equal To 201201All Meter CodesAll Group Names

elpaso

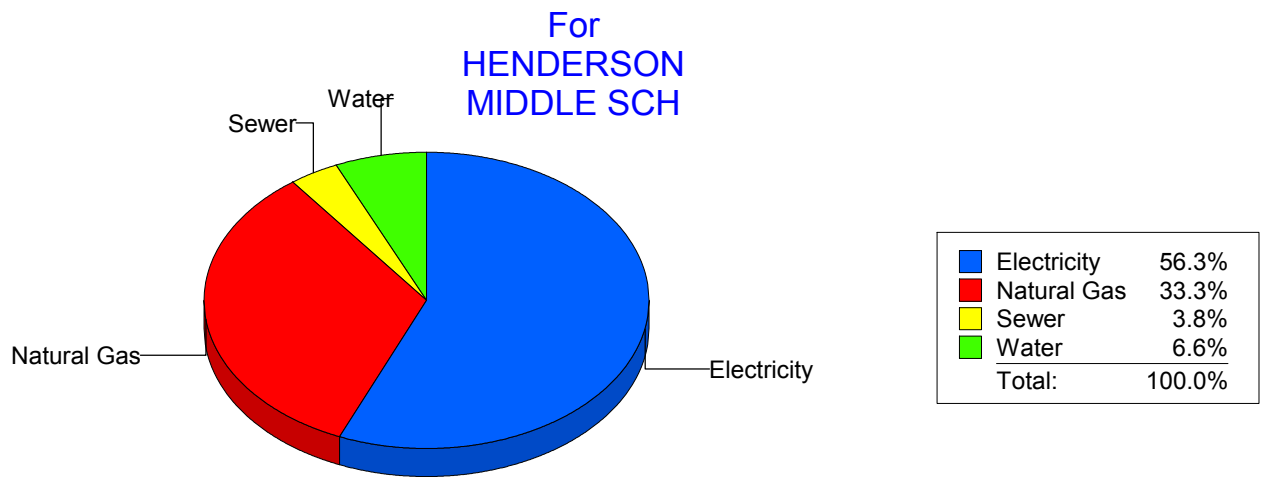
Energy CAP

Cost Avoidance Program

Cost Summary Graph

Grouped by Energy Type

Energy Type	Use	Units	Meter Cost	Special Charges	Total Cost	Avg Unit Cost	% of Total Cost
Site: HENDERSON MIDDLE SCH - HENDERSON MIDDLE SCH							
Electricity	44,694	KWH	\$4,729.97	\$0.00	\$4,729.97	0.1058	56.28%
Natural Gas	5,050	CCF	\$2,799.67	\$0.00	\$2,799.67	0.5544	33.31%
Water	235	CCF	\$553.77	\$0.00	\$553.77	2.3565	6.59%
Sewer	204	CCF	\$321.32	\$0.00	\$321.32	1.5751	3.82%
Total Cost:			\$8,404.73	\$0.00	\$8,404.73		



Filters: Cost Center Name Not Equal To DoNotReport; Billing Period Equal To 201201All Meter CodesAll Group Names

elpaso

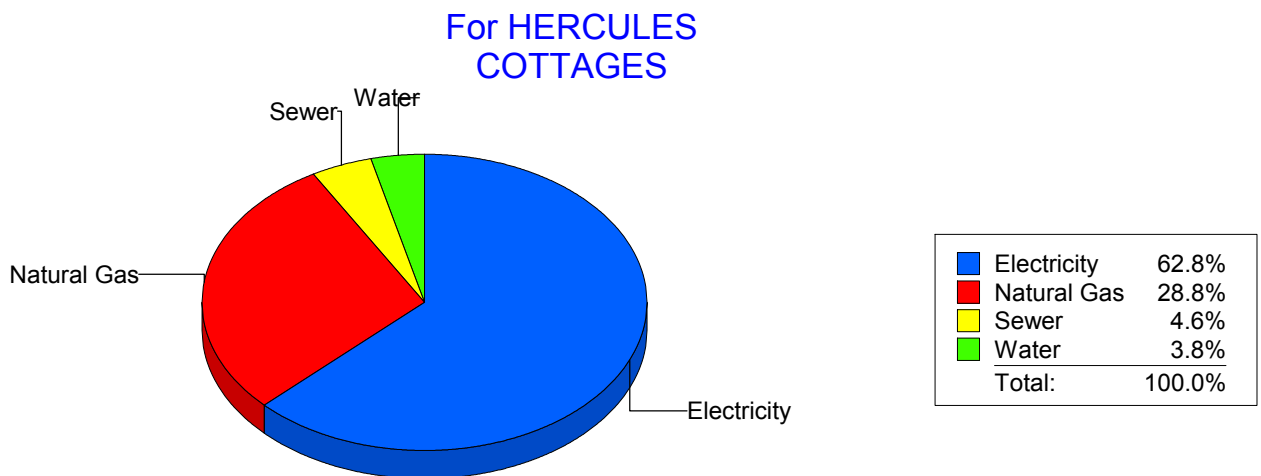
Energy CAP

Cost Avoidance Program

Cost Summary Graph

Grouped by Energy Type

Energy Type	Use	Units	Meter Cost	Special Charges	Total Cost	Avg Unit Cost	% of Total Cost
Site: HERCULES COTTAGES - HERCULES COTTAGES							
Electricity	4,619	KWH	\$771.11	\$0.00	\$771.11	0.1669	62.78%
Natural Gas	370	CCF	\$353.62	\$0.00	\$353.62	0.9557	28.79%
Water	10	CCF	\$46.60	\$0.00	\$46.60	4.6600	3.79%
Sewer	21	CCF	\$57.00	\$0.00	\$57.00	2.7143	4.64%
Total Cost:			\$1,228.33	\$0.00	\$1,228.33		



Filters: Cost Center Name Not Equal To DoNotReport; Billing Period Equal To 201201All Meter CodesAll Group Names

elpaso

Energy CAP

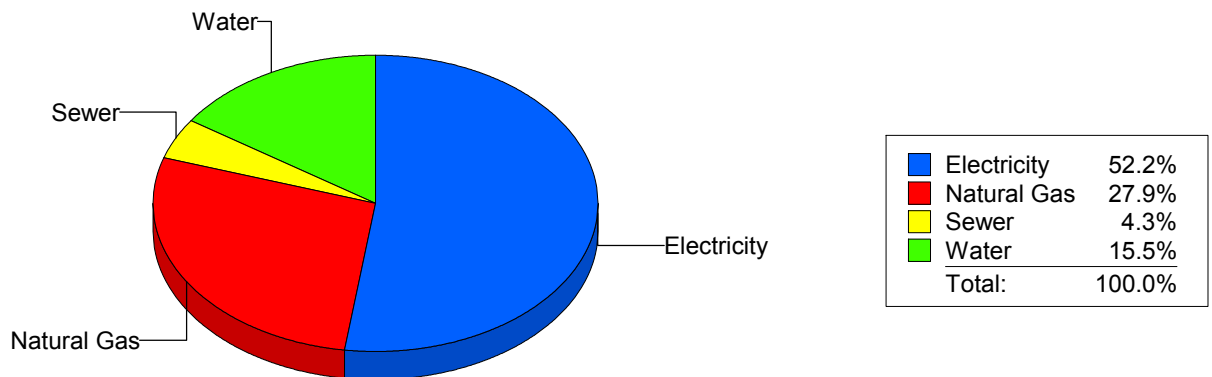
Cost Avoidance Program

Cost Summary Graph

Grouped by Energy Type

Energy Type	Use	Units	Meter Cost	Special Charges	Total Cost	Avg Unit Cost	% of Total Cost
Site: HERRERA - HERRERA ELEMENTARY							
Electricity	35,200	KWH	\$3,839.12	\$0.00	\$3,839.12	0.1091	52.18%
Natural Gas	3,676	CCF	\$2,055.94	\$0.00	\$2,055.94	0.5593	27.95%
Water	276	CCF	\$1,143.12	\$0.00	\$1,143.12	4.1417	15.54%
Sewer	84	CCF	\$318.63	\$0.00	\$318.63	3.7932	4.33%
Total Cost:			\$7,356.81	\$0.00	\$7,356.81		

For HERRERA
ELEMENTARY



Filters: Cost Center Name Not Equal To DoNotReport; Billing Period Equal To 201201All Meter CodesAll Group Names

elpaso

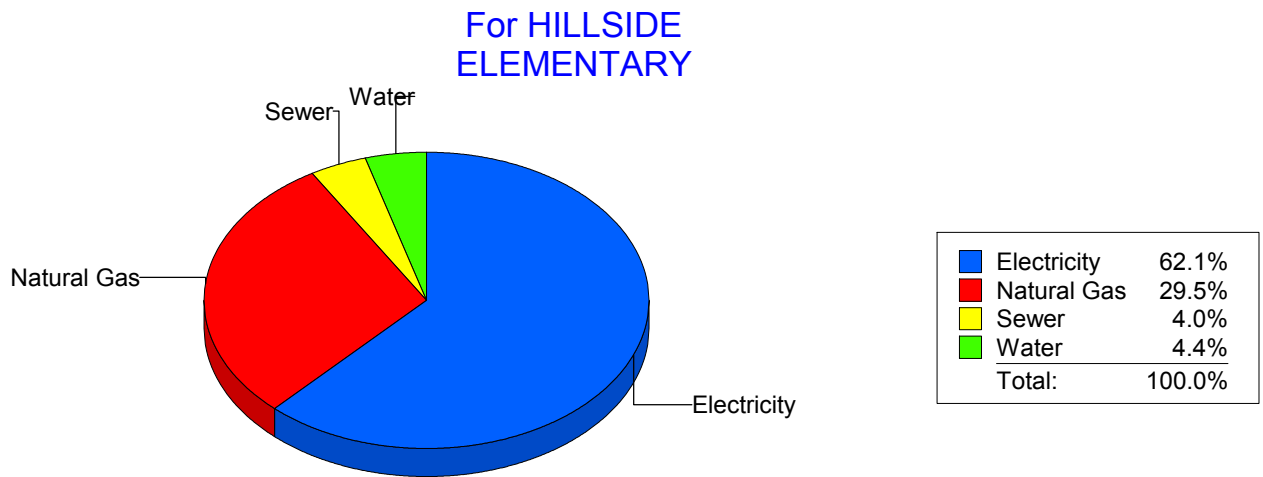
Energy CAP

Cost Avoidance Program

Cost Summary Graph

Grouped by Energy Type

Energy Type	Use	Units	Meter Cost	Special Charges	Total Cost	Avg Unit Cost	% of Total Cost
Site: HILLSIDE ELEMENTARY - HILLSIDE ELEMENTARY							
Electricity	42,993	KWH	\$5,195.42	\$0.00	\$5,195.42	0.1208	62.05%
Natural Gas	4,229	CCF	\$2,466.67	\$0.00	\$2,466.67	0.5833	29.46%
Water	127	CCF	\$371.97	\$0.00	\$371.97	2.9289	4.44%
Sewer	109	CCF	\$338.28	\$0.00	\$338.28	3.1035	4.04%
Total Cost:			\$8,372.34	\$0.00	\$8,372.34		



Filters: Cost Center Name Not Equal To DoNotReport; Billing Period Equal To 201201All Meter CodesAll Group Names

elpaso

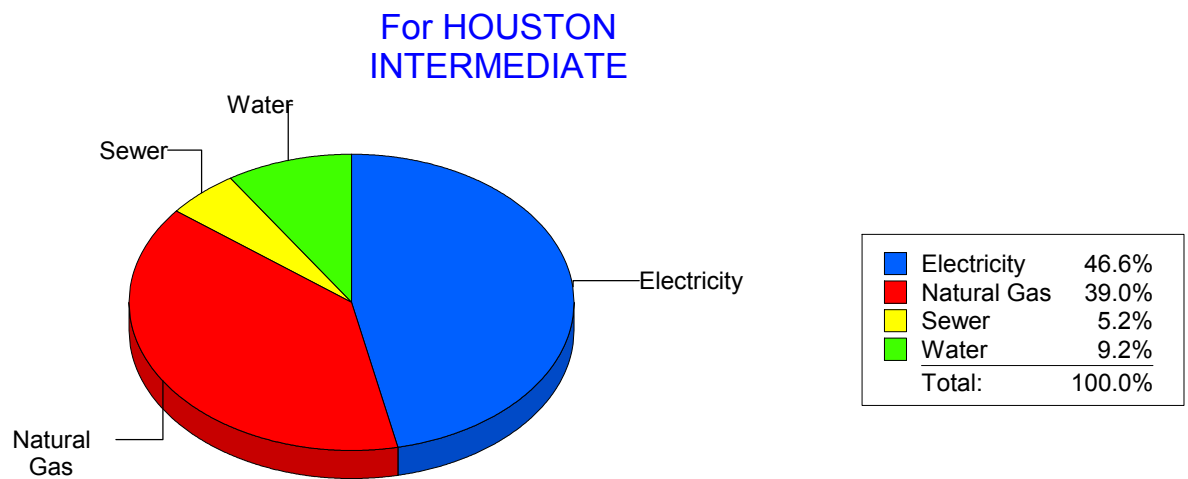
Energy CAP

Cost Avoidance Program

Cost Summary Graph

Grouped by Energy Type

Energy Type	Use	Units	Meter Cost	Special Charges	Total Cost	Avg Unit Cost	% of Total Cost
Site: HOUSTON INTERMEDIATE - HOUSTON INTERMEDIATE							
Electricity	22,348	KWH	\$2,137.77	\$0.00	\$2,137.77	0.0957	46.61%
Natural Gas	3,064	CCF	\$1,788.88	\$0.00	\$1,788.88	0.5838	39.01%
Water	77	CCF	\$421.47	\$0.00	\$421.47	5.4736	9.19%
Sewer	22	CCF	\$237.90	\$0.00	\$237.90	10.8136	5.19%
Total Cost:			\$4,586.02	\$0.00	\$4,586.02		



Filters: Cost Center Name Not Equal To DoNotReport; Billing Period Equal To 201201All Meter CodesAll Group Names

elpaso

Energy CAP

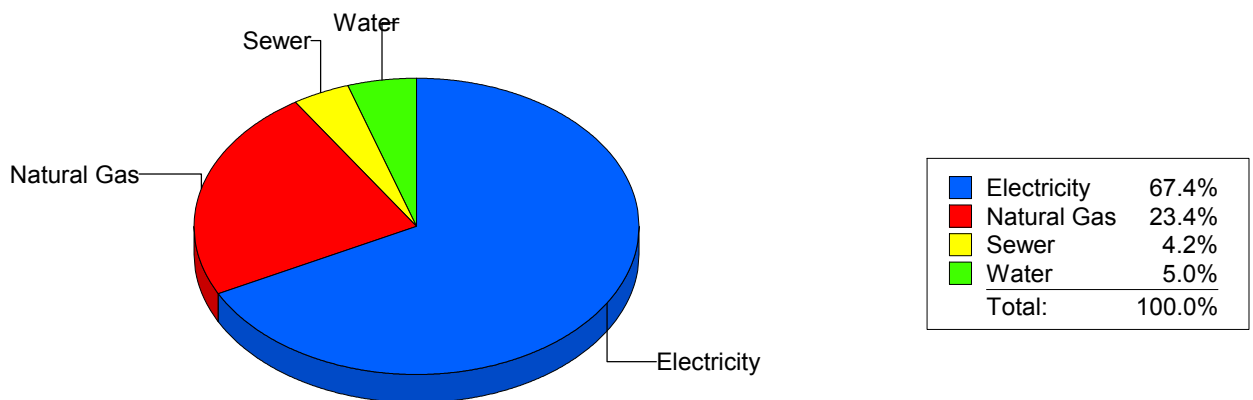
Cost Avoidance Program

Cost Summary Graph

Grouped by Energy Type

Energy Type	Use	Units	Meter Cost	Special Charges	Total Cost	Avg Unit Cost	% of Total Cost
Site: MOYE - HR MOYE							
Electricity	47,400	KWH	\$5,480.18	\$0.00	\$5,480.18	0.1156	67.40%
Natural Gas	3,389	CCF	\$1,900.60	\$0.00	\$1,900.60	0.5608	23.38%
Water	89	CCF	\$406.99	\$0.00	\$406.99	4.5729	5.01%
Sewer	103	CCF	\$342.76	\$0.00	\$342.76	3.3278	4.22%
Total Cost:			\$8,130.53	\$0.00	\$8,130.53		

For HR MOYE



Filters: Cost Center Name Not Equal To DoNotReport; Billing Period Equal To 201201All Meter CodesAll Group Names

elpaso

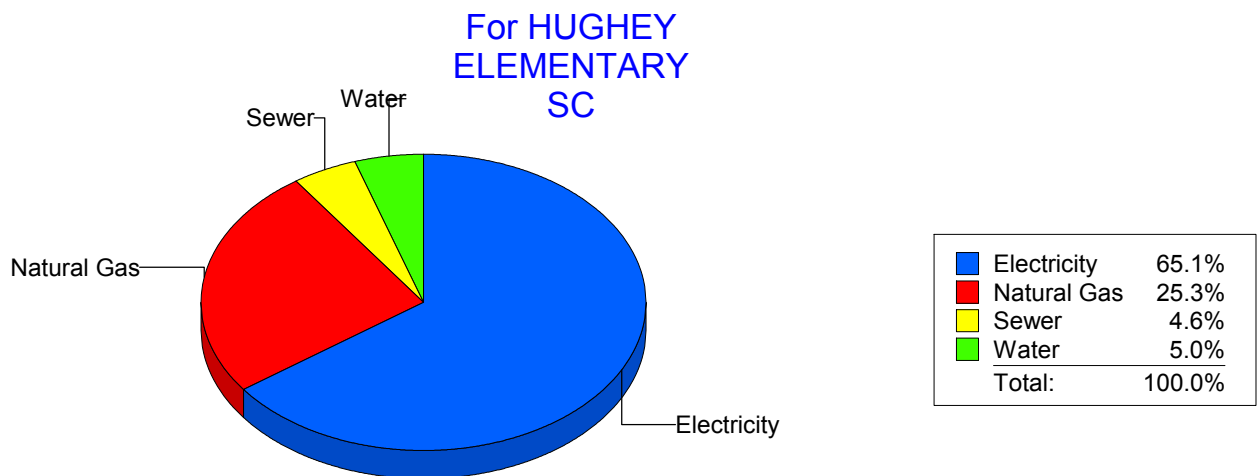
Energy CAP

Cost Avoidance Program

Cost Summary Graph

Grouped by Energy Type

Energy Type	Use	Units	Meter Cost	Special Charges	Total Cost	Avg Unit Cost	% of Total Cost
Site: HUGHEY ELEMENTARY SC - HUGHEY ELEMENTARY SC							
Electricity	31,326	KWH	\$4,185.70	\$0.00	\$4,185.70	0.1336	65.10%
Natural Gas	2,822	CCF	\$1,623.59	\$0.00	\$1,623.59	0.5753	25.25%
Water	62	CCF	\$322.14	\$0.00	\$322.14	5.1958	5.01%
Sewer	186	CCF	\$298.46	\$0.00	\$298.46	1.6046	4.64%
Total Cost:			\$6,429.89	\$0.00	\$6,429.89		



Filters: Cost Center Name Not Equal To DoNotReport; Billing Period Equal To 201201All Meter CodesAll Group Names

elpaso

Energy CAP

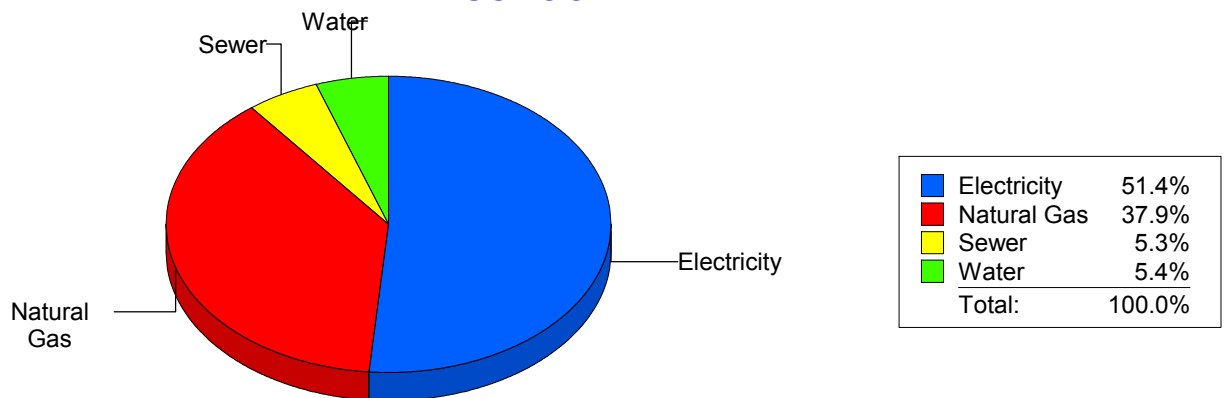
Cost Avoidance Program

Cost Summary Graph

Grouped by Energy Type

Energy Type	Use	Units	Meter Cost	Special Charges	Total Cost	Avg Unit Cost	% of Total Cost
Site: IRVIN HIGH SCHOOL - IRVIN HIGH SCHOOL							
Electricity	112,560	KWH	\$10,950.83	\$0.00	\$10,950.83	0.0973	51.41%
Natural Gas	14,734	CCF	\$8,074.08	\$0.00	\$8,074.08	0.5480	37.90%
Water	701	CCF	\$1,141.64	\$0.00	\$1,141.64	1.6286	5.36%
Sewer	786	CCF	\$1,135.83	\$0.00	\$1,135.83	1.4451	5.33%
Total Cost:			\$21,302.38	\$0.00	\$21,302.38		

For IRVIN HIGH SCHOOL



Filters: Cost Center Name Not Equal To DoNotReport; Billing Period Equal To 201201All Meter CodesAll Group Names

elpaso

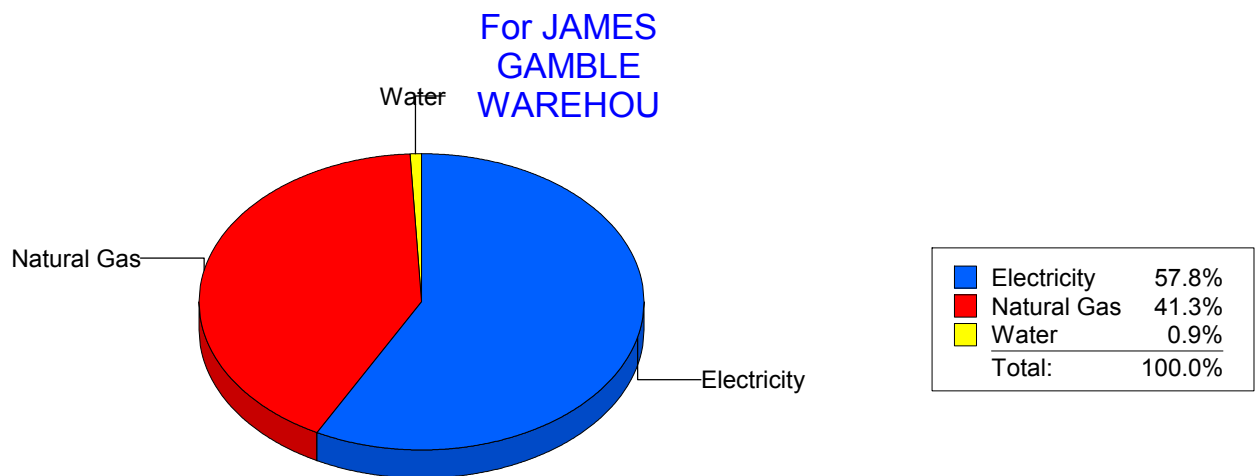
Energy CAP

Cost Avoidance Program

Cost Summary Graph

Grouped by Energy Type

Energy Type	Use	Units	Meter Cost	Special Charges	Total Cost	Avg Unit Cost	% of Total Cost
Site: JAMES GAMBLE WAREHOU - JAMES GAMBLE WAREHOU							
Electricity	21,900	KWH	\$2,272.21	\$0.00	\$2,272.21	0.1038	57.75%
Natural Gas	2,883	CCF	\$1,625.78	\$0.00	\$1,625.78	0.5639	41.32%
Water	0	CCF	\$36.36	\$0.00	\$36.36	0.0000	0.92%
Total Cost:			\$3,934.35	\$0.00	\$3,934.35		



Filters: Cost Center Name Not Equal To DoNotReport; Billing Period Equal To 201201All Meter CodesAll Group Names

elpaso

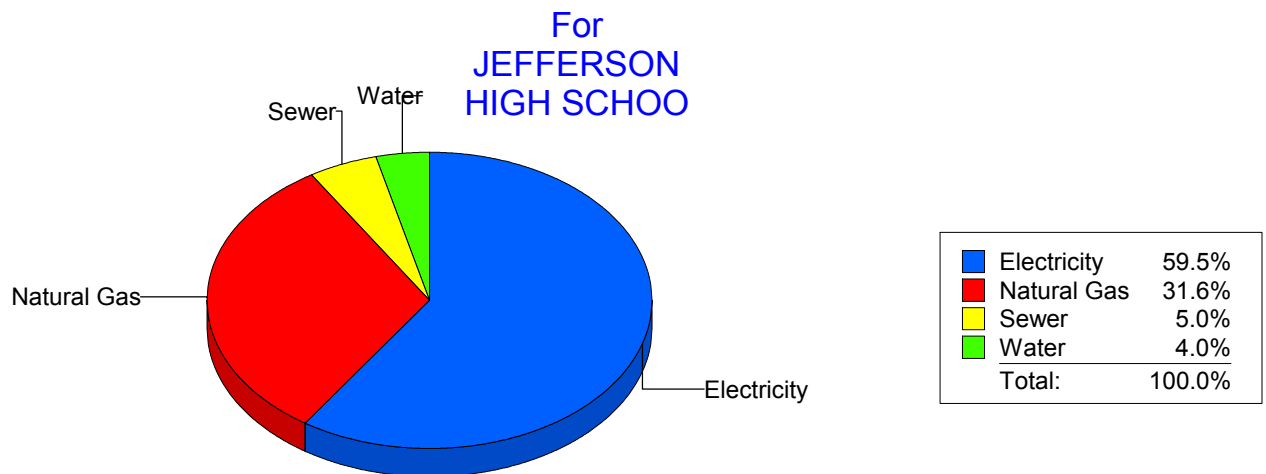
Energy CAP

Cost Avoidance Program

Cost Summary Graph

Grouped by Energy Type

Energy Type	Use	Units	Meter Cost	Special Charges	Total Cost	Avg Unit Cost	% of Total Cost
Site: JEFFERSON HIGH SCHOO - JEFFERSON HIGH SCHOO							
Electricity	92,978	KWH	\$9,606.68	\$0.00	\$9,606.68	0.1033	59.49%
Natural Gas	8,768	CCF	\$5,097.27	\$0.00	\$5,097.27	0.5813	31.56%
Water	236	CCF	\$638.36	\$0.00	\$638.36	2.7049	3.95%
Sewer	364	CCF	\$806.83	\$0.00	\$806.83	2.2166	5.00%
Total Cost:			\$16,149.14	\$0.00	\$16,149.14		



Filters: Cost Center Name Not Equal To DoNotReport; Billing Period Equal To 201201All Meter CodesAll Group Names

elpaso

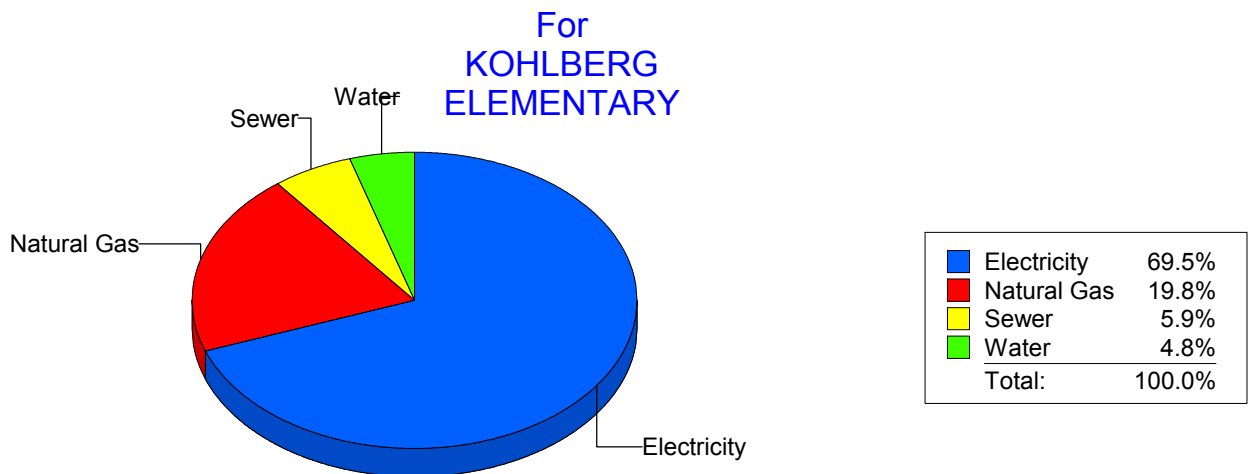
Energy CAP

Cost Avoidance Program

Cost Summary Graph

Grouped by Energy Type

Energy Type	Use	Units	Meter Cost	Special Charges	Total Cost	Avg Unit Cost	% of Total Cost
Site: KOHLBERG ELEMENTARY - KOHLBERG ELEMENTARY							
Electricity	60,100	KWH	\$6,393.66	\$0.00	\$6,393.66	0.1064	69.49%
Natural Gas	2,956	CCF	\$1,825.55	\$0.00	\$1,825.55	0.6176	19.84%
Water	171	CCF	\$437.28	\$0.00	\$437.28	2.5572	4.75%
Sewer	281	CCF	\$543.96	\$0.00	\$543.96	1.9358	5.91%
Total Cost:			\$9,200.45	\$0.00	\$9,200.45		



Filters: Cost Center Name Not Equal To DoNotReport; Billing Period Equal To 201201All Meter CodesAll Group Names

elpaso

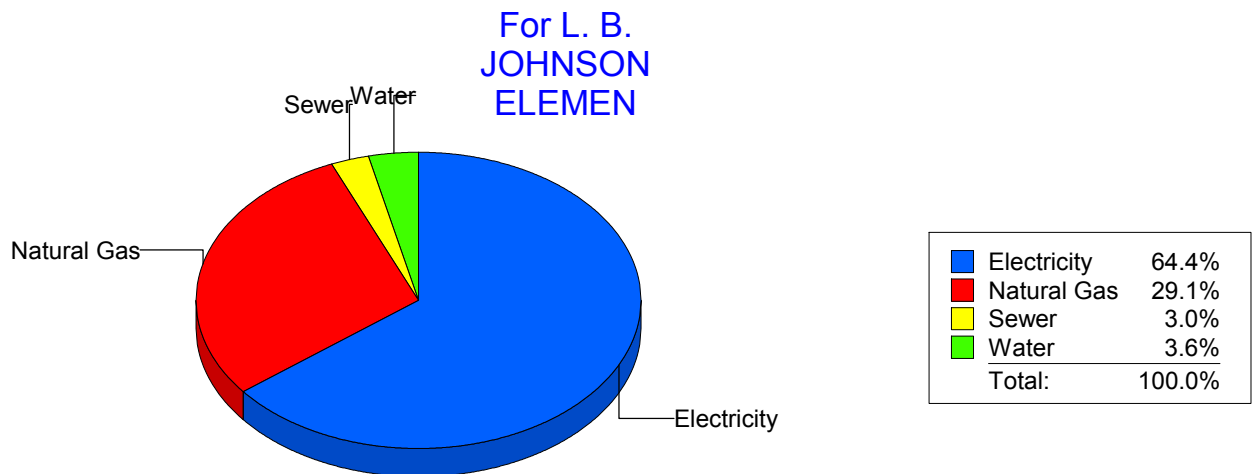
Energy CAP

Cost Avoidance Program

Cost Summary Graph

Grouped by Energy Type

Energy Type	Use	Units	Meter Cost	Special Charges	Total Cost	Avg Unit Cost	% of Total Cost
Site: L. B. JOHNSON ELEMEN - L. B. JOHNSON ELEMEN							
Electricity	51,350	KWH	\$6,779.95	\$0.00	\$6,779.95	0.1320	64.39%
Natural Gas	5,476	CCF	\$3,064.62	\$0.00	\$3,064.62	0.5596	29.10%
Water	191	CCF	\$374.06	\$0.00	\$374.06	1.9584	3.55%
Sewer	137	CCF	\$311.60	\$0.00	\$311.60	2.2745	2.96%
Total Cost:			\$10,530.23	\$0.00	\$10,530.23		



Filters: Cost Center Name Not Equal To DoNotReport; Billing Period Equal To 201201All Meter CodesAll Group Names

elpaso

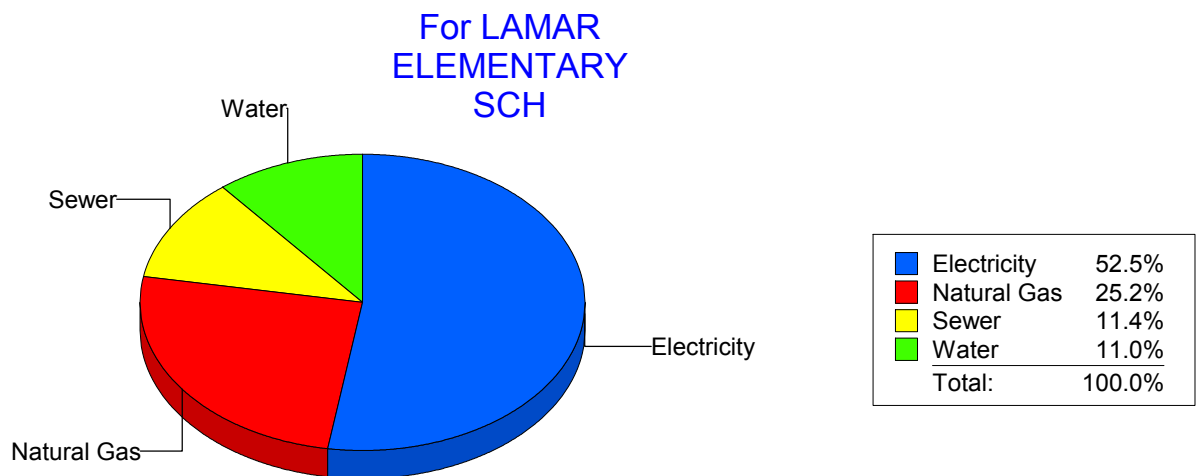
Energy CAP

Cost Avoidance Program

Cost Summary Graph

Grouped by Energy Type

Energy Type	Use	Units	Meter Cost	Special Charges	Total Cost	Avg Unit Cost	% of Total Cost
Site: LAMAR ELEMENTARY SCH - LAMAR ELEMENTARY SCH							
Electricity	24,900	KWH	\$2,893.22	\$0.00	\$2,893.22	0.1162	52.48%
Natural Gas	2,328	CCF	\$1,387.11	\$0.00	\$1,387.11	0.5958	25.16%
Water	201	CCF	\$604.46	\$0.00	\$604.46	3.0073	10.96%
Sewer	229	CCF	\$628.29	\$0.00	\$628.29	2.7436	11.40%
Total Cost:			\$5,513.08	\$0.00	\$5,513.08		



Filters: Cost Center Name Not Equal To DoNotReport; Billing Period Equal To 201201All Meter CodesAll Group Names

elpaso

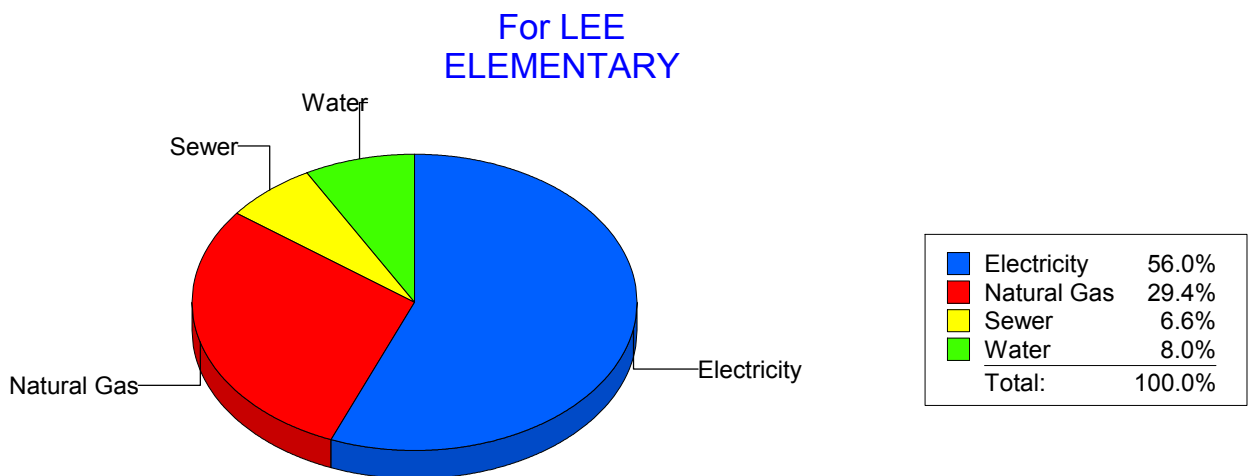
Energy CAP

Cost Avoidance Program

Cost Summary Graph

Grouped by Energy Type

Energy Type	Use	Units	Meter Cost	Special Charges	Total Cost	Avg Unit Cost	% of Total Cost
Site: LEE ELEMENTARY - LEE ELEMENTARY							
Electricity	34,617	KWH	\$4,223.21	\$0.00	\$4,223.21	0.1220	56.02%
Natural Gas	3,863	CCF	\$2,213.88	\$0.00	\$2,213.88	0.5731	29.37%
Water	104	CCF	\$601.47	\$0.00	\$601.47	5.7834	7.98%
Sewer	172	CCF	\$500.09	\$0.00	\$500.09	2.9075	6.63%
Total Cost:			\$7,538.65	\$0.00	\$7,538.65		



Filters: Cost Center Name Not Equal To DoNotReport; Billing Period Equal To 201201All Meter CodesAll Group Names

elpaso

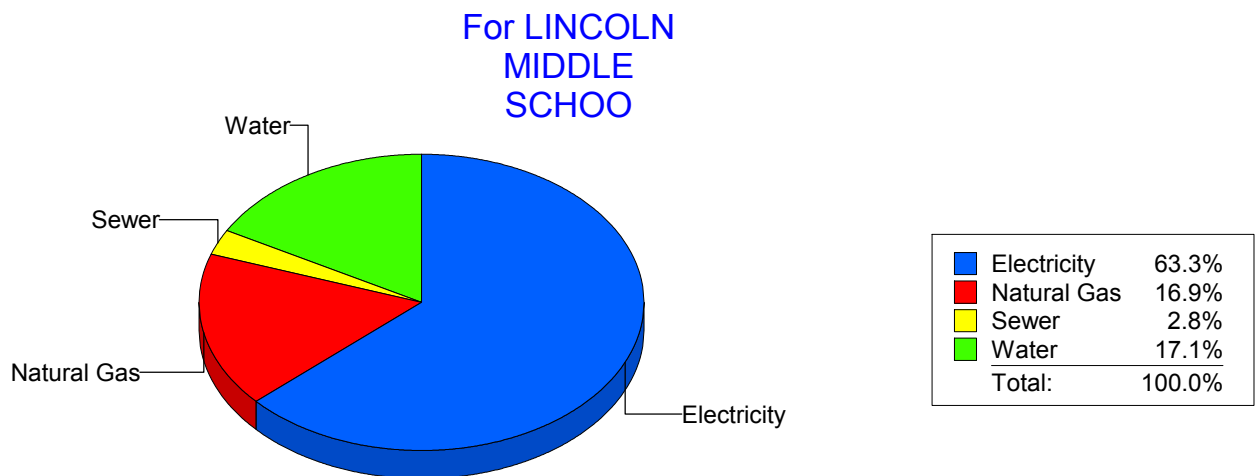
Energy CAP

Cost Avoidance Program

Cost Summary Graph

Grouped by Energy Type

Energy Type	Use	Units	Meter Cost	Special Charges	Total Cost	Avg Unit Cost	% of Total Cost
Site: LINCOLN MIDDLE SCHOO - LINCOLN MIDDLE SCHOO							
Electricity	24,850	KWH	\$11,571.95	\$0.00	\$11,571.95	0.4657	63.30%
Natural Gas	5,581	CCF	\$3,087.10	\$0.00	\$3,087.10	0.5531	16.89%
Water	1,050	CCF	\$3,118.38	\$0.00	\$3,118.38	2.9699	17.06%
Sewer	289	CCF	\$504.64	\$0.00	\$504.64	1.7462	2.76%
Total Cost:			\$18,282.07	\$0.00	\$18,282.07		



Filters: Cost Center Name Not Equal To DoNotReport; Billing Period Equal To 201201All Meter CodesAll Group Names

elpaso

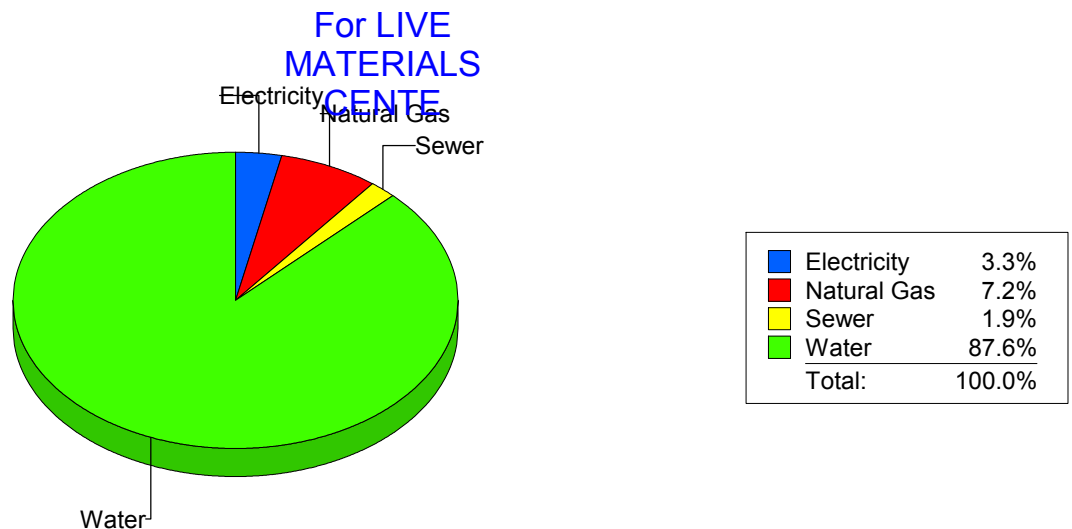
Energy CAP

Cost Avoidance Program

Cost Summary Graph

Grouped by Energy Type

Energy Type	Use	Units	Meter Cost	Special Charges	Total Cost	Avg Unit Cost	% of Total Cost
Site: LIVE MATERIALS CENTE - LIVE MATERIALS CENTE							
Electricity	139 KWH		\$48.34	\$0.00	\$48.34	0.3478	3.33%
Natural Gas	67 CCF		\$104.56	\$0.00	\$104.56	1.5606	7.20%
Water	260 CCF		\$1,271.90	\$0.00	\$1,271.90	4.8919	87.56%
Sewer	6 CCF		\$27.84	\$0.00	\$27.84	4.6400	1.92%
Total Cost:			\$1,452.64	\$0.00	\$1,452.64		



Filters: Cost Center Name Not Equal To DoNotReport; Billing Period Equal To 201201All Meter CodesAll Group Names

elpaso

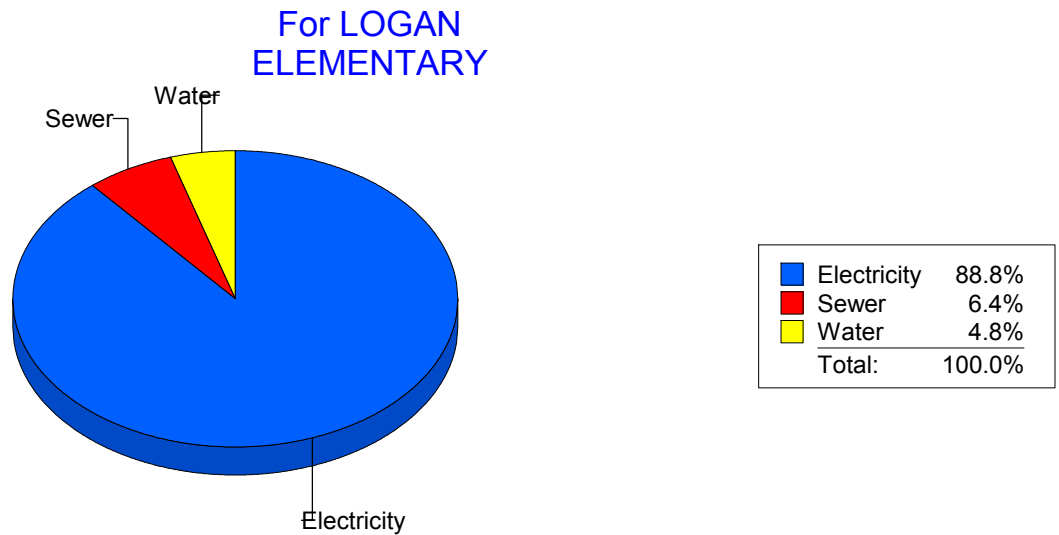
Energy CAP

Cost Avoidance Program

Cost Summary Graph

Grouped by Energy Type

Energy Type	Use	Units	Meter Cost	Special Charges	Total Cost	Avg Unit Cost	% of Total Cost
Site: LOGAN ELEMENTARY - LOGAN ELEMENTARY							
Electricity	28,400	KWH	\$3,168.87	\$0.00	\$3,168.87	0.1116	88.79%
Water	76	CCF	\$172.83	\$0.00	\$172.83	2.2741	4.84%
Sewer	130	CCF	\$227.34	\$0.00	\$227.34	1.7488	6.37%
Total Cost:			\$3,569.04	\$0.00	\$3,569.04		



Filters: Cost Center Name Not Equal To DoNotReport; Billing Period Equal To 201201All Meter CodesAll Group Names

elpaso

Energy CAP

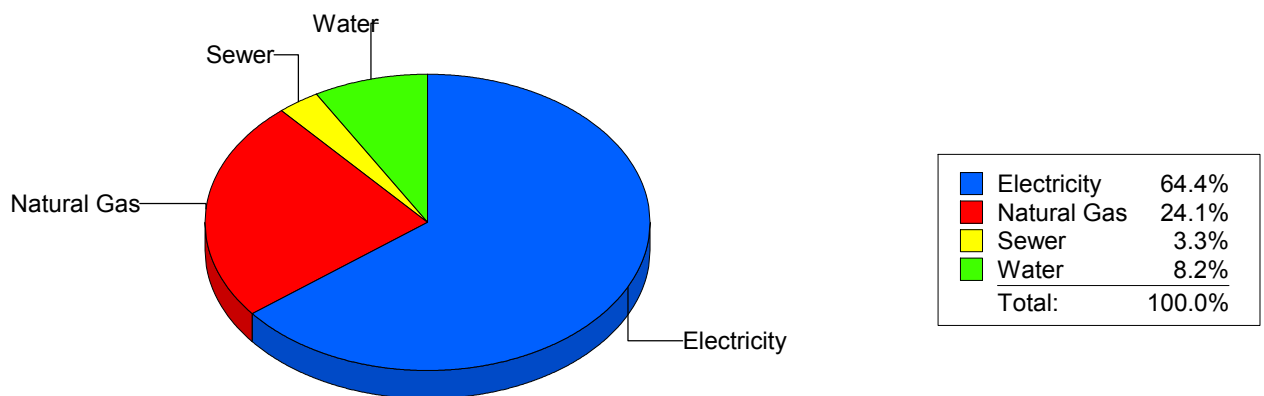
Cost Avoidance Program

Cost Summary Graph

Grouped by Energy Type

Energy Type	Use	Units	Meter Cost	Special Charges	Total Cost	Avg Unit Cost	% of Total Cost
Site: LUNDY - LUNDY							
Electricity	60,800	KWH	\$6,311.13	\$0.00	\$6,311.13	0.1038	64.43%
Natural Gas	4,173	CCF	\$2,355.73	\$0.00	\$2,355.73	0.5645	24.05%
Water	181	CCF	\$804.52	\$0.00	\$804.52	4.4449	8.21%
Sewer	88	CCF	\$323.71	\$0.00	\$323.71	3.6785	3.30%
Total Cost:			\$9,795.09	\$0.00	\$9,795.09		

For LUNDY



Filters: Cost Center Name Not Equal To DoNotReport; Billing Period Equal To 201201All Meter CodesAll Group Names

elpaso

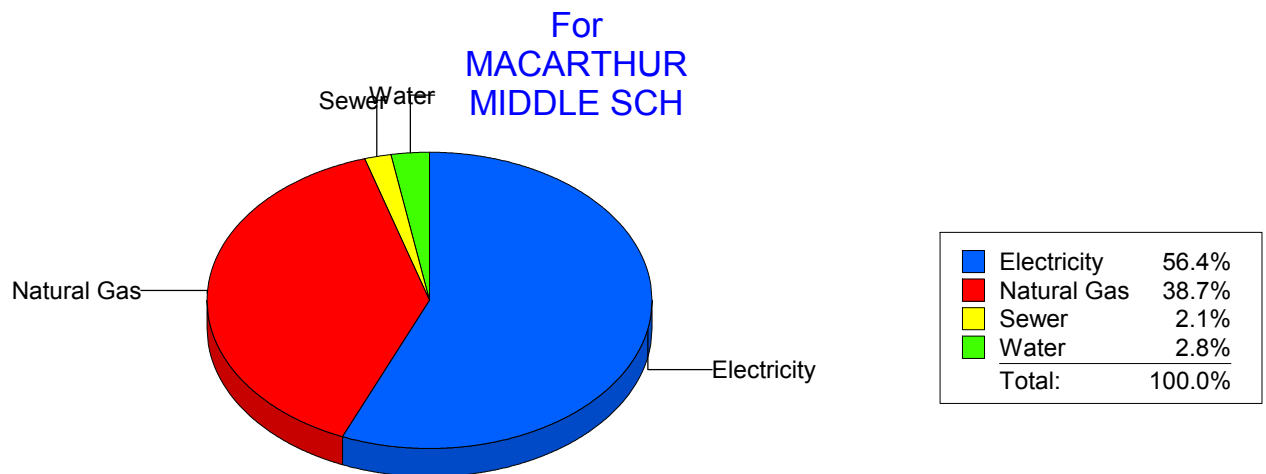
Energy CAP

Cost Avoidance Program

Cost Summary Graph

Grouped by Energy Type

Energy Type	Use	Units	Meter Cost	Special Charges	Total Cost	Avg Unit Cost	% of Total Cost
Site: MACARTHUR MIDDLE SCH - MACARTHUR MIDDLE SCH							
Electricity	79,440	KWH	\$7,807.59	\$0.00	\$7,807.59	0.0983	56.39%
Natural Gas	9,788	CCF	\$5,364.26	\$0.00	\$5,364.26	0.5480	38.75%
Water	121	CCF	\$382.77	\$0.00	\$382.77	3.1634	2.76%
Sewer	120	CCF	\$290.01	\$0.00	\$290.01	2.4168	2.09%
Total Cost:			\$13,844.63	\$0.00	\$13,844.63		



Filters: Cost Center Name Not Equal To DoNotReport; Billing Period Equal To 201201All Meter CodesAll Group Names

elpaso

Energy CAP

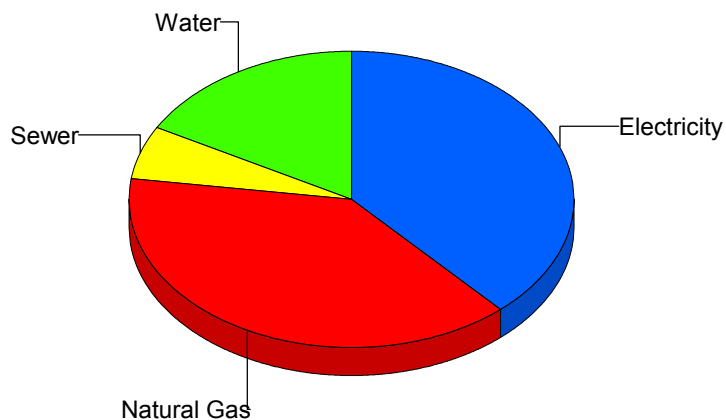
Cost Avoidance Program

Cost Summary Graph

Grouped by Energy Type

Energy Type	Use	Units	Meter Cost	Special Charges	Total Cost	Avg Unit Cost	% of Total Cost
Site: MAGOFFIN MIDDLE SCHO - MAGOFFIN MIDDLE SCHO							
Electricity	14,815	KWH	\$1,909.23	\$0.00	\$1,909.23	0.1289	38.45%
Natural Gas	3,425	CCF	\$1,920.24	\$0.00	\$1,920.24	0.5607	38.67%
Water	228	CCF	\$844.26	\$0.00	\$844.26	3.7029	17.00%
Sewer	63	CCF	\$291.96	\$0.00	\$291.96	4.6343	5.88%
Total Cost:			\$4,965.69	\$0.00	\$4,965.69		

For MAGOFFIN
MIDDLE SCHO



Electricity	38.4%
Natural Gas	38.7%
Sewer	5.9%
Water	17.0%
Total:	100.0%

Filters: Cost Center Name Not Equal To DoNotReport; Billing Period Equal To 201201All Meter CodesAll Group Names

elpaso

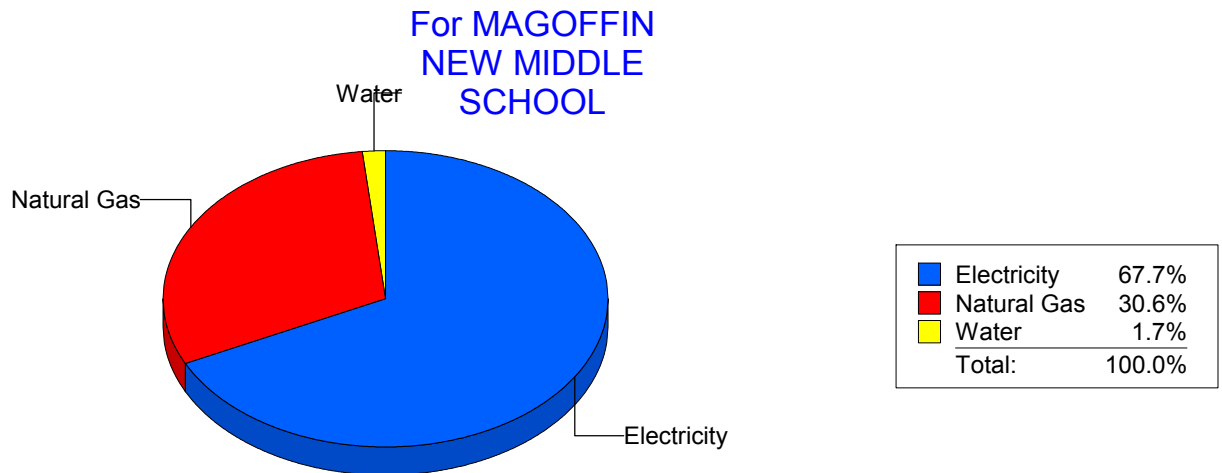
Energy CAP

Cost Avoidance Program

Cost Summary Graph

Grouped by Energy Type

Energy Type	Use	Units	Meter Cost	Special Charges	Total Cost	Avg Unit Cost	% of Total Cost
Site: MAGOFFINMIDDLESCHOOLN047 - MAGOFFIN NEW MIDDLE SCHOOL							
Electricity	92,400	KWH	\$8,945.89	\$0.00	\$8,945.89	0.0968	67.69%
Natural Gas	7,357	CCF	\$4,048.41	\$0.00	\$4,048.41	0.5503	30.63%
Water	2	CCF	\$222.11	\$0.00	\$222.11	111.0550	1.68%
Total Cost:			\$13,216.41	\$0.00	\$13,216.41		



Filters: Cost Center Name Not Equal To DoNotReport; Billing Period Equal To 201201All Meter CodesAll Group Names

elpaso

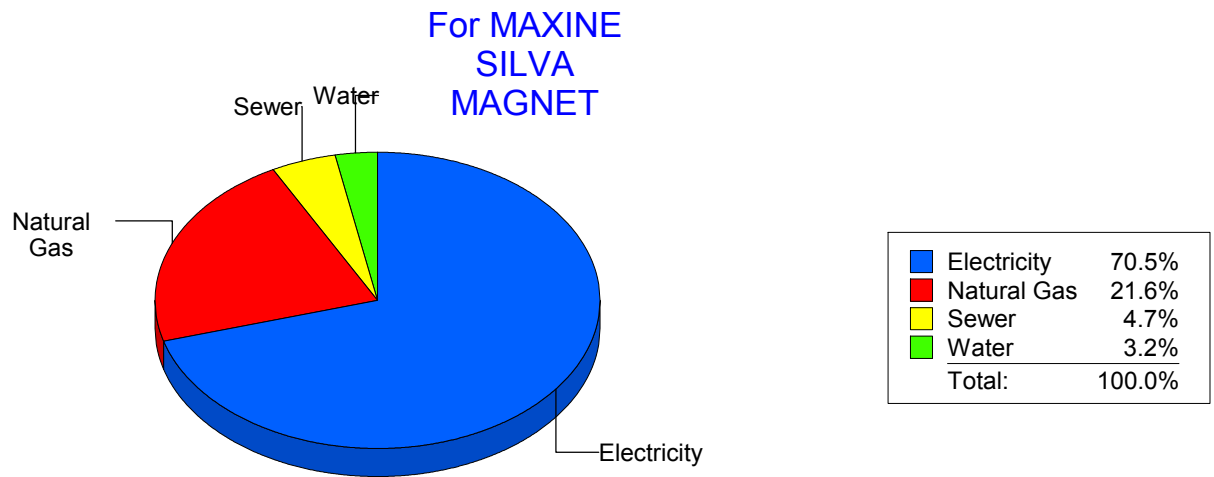
Energy CAP

Cost Avoidance Program

Cost Summary Graph

Grouped by Energy Type

Energy Type	Use	Units	Meter Cost	Special Charges	Total Cost	Avg Unit Cost	% of Total Cost
Site: MAXINE SILVA MAGNET - MAXINE SILVA MAGNET							
Electricity	48,300	KWH	\$5,089.48	\$0.00	\$5,089.48	0.1054	70.49%
Natural Gas	2,770	CCF	\$1,563.19	\$0.00	\$1,563.19	0.5643	21.65%
Water	57	CCF	\$229.67	\$0.00	\$229.67	4.0293	3.18%
Sewer	158	CCF	\$338.27	\$0.00	\$338.27	2.1409	4.68%
Total Cost:			\$7,220.61	\$0.00	\$7,220.61		



Filters: Cost Center Name Not Equal To DoNotReport; Billing Period Equal To 201201All Meter CodesAll Group Names

elpaso

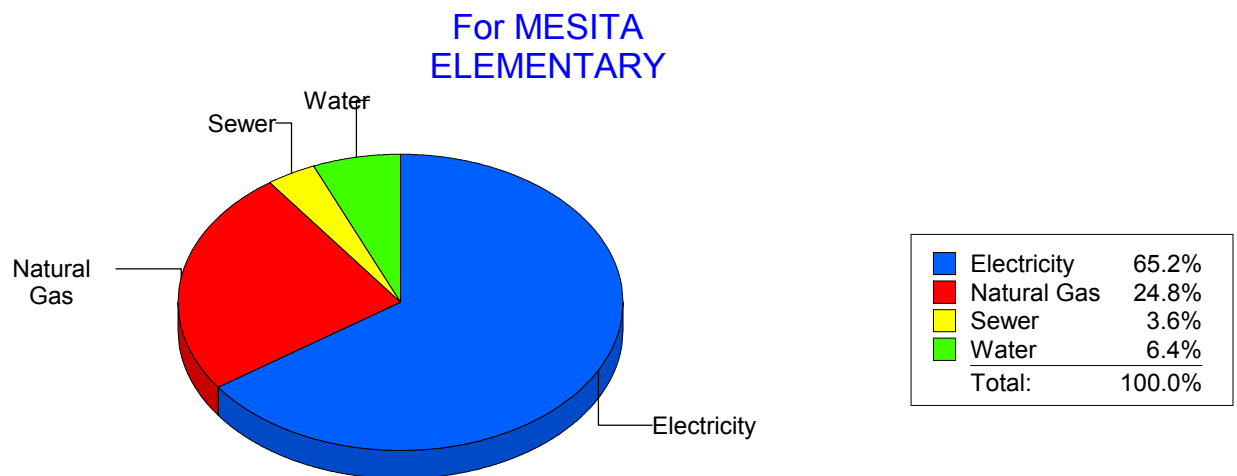
Energy CAP

Cost Avoidance Program

Cost Summary Graph

Grouped by Energy Type

Energy Type	Use	Units	Meter Cost	Special Charges	Total Cost	Avg Unit Cost	% of Total Cost
Site: MESITA ELEMENTARY - MESITA ELEMENTARY							
Electricity	52,560	KWH	\$6,041.89	\$0.00	\$6,041.89	0.1150	65.18%
Natural Gas	4,066	CCF	\$2,301.93	\$0.00	\$2,301.93	0.5661	24.83%
Water	130	CCF	\$590.33	\$0.00	\$590.33	4.5410	6.37%
Sewer	97	CCF	\$335.14	\$0.00	\$335.14	3.4551	3.62%
Total Cost:			\$9,269.29	\$0.00	\$9,269.29		



Filters: Cost Center Name Not Equal To DoNotReport; Billing Period Equal To 201201All Meter CodesAll Group Names

elpaso

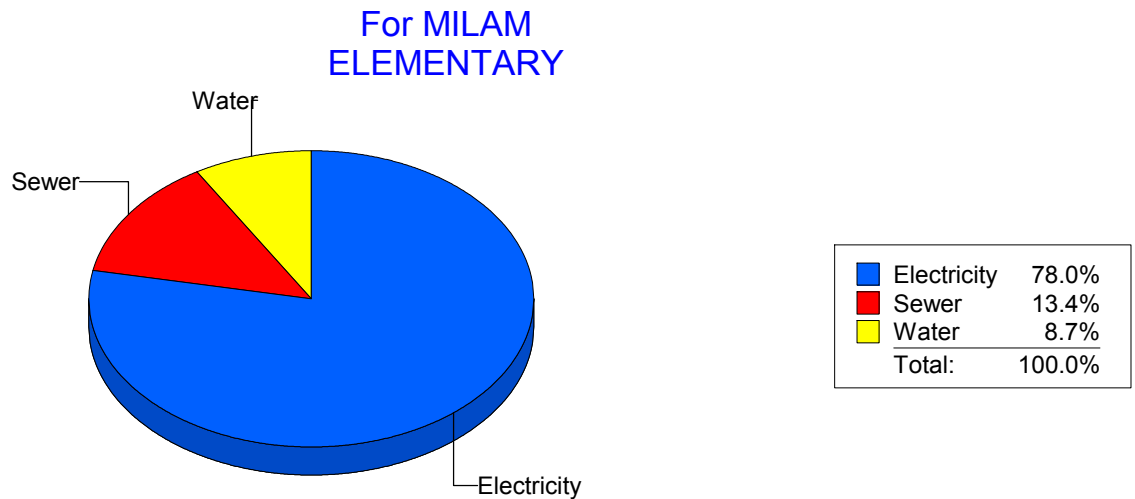
Energy CAP

Cost Avoidance Program

Cost Summary Graph

Grouped by Energy Type

Energy Type	Use	Units	Meter Cost	Special Charges	Total Cost	Avg Unit Cost	% of Total Cost
Site: MILAM ELEMENTARY - MILAM ELEMENTARY							
Electricity	21,840	KWH	\$2,283.76	\$0.00	\$2,283.76	0.1046	77.95%
Water	89	CCF	\$254.24	\$0.00	\$254.24	2.8566	8.68%
Sewer	200	CCF	\$391.61	\$0.00	\$391.61	1.9581	13.37%
Total Cost:			\$2,929.61	\$0.00	\$2,929.61		



Filters: Cost Center Name Not Equal To DoNotReport; Billing Period Equal To 201201All Meter CodesAll Group Names

elpaso

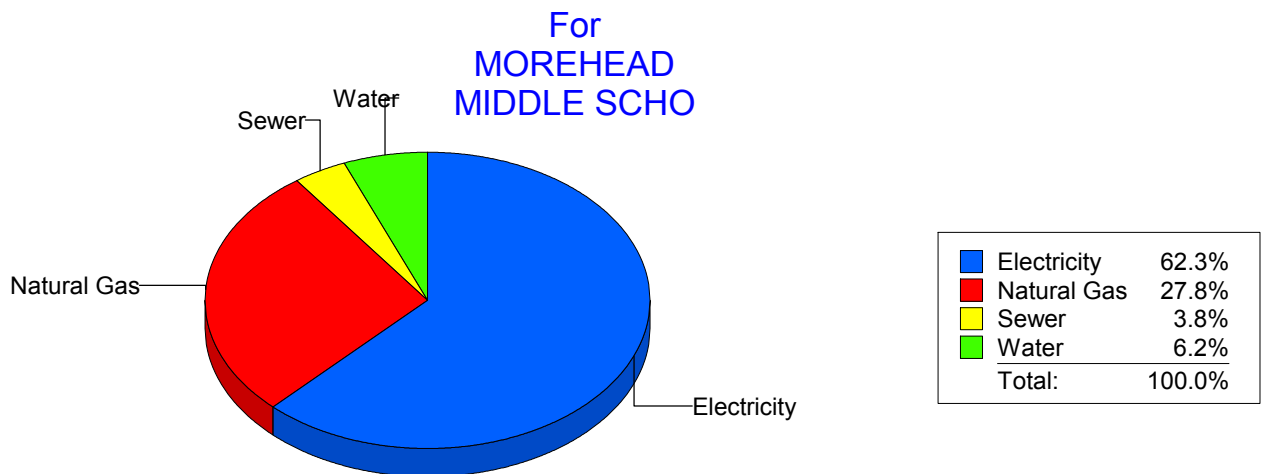
Energy CAP

Cost Avoidance Program

Cost Summary Graph

Grouped by Energy Type

Energy Type	Use	Units	Meter Cost	Special Charges	Total Cost	Avg Unit Cost	% of Total Cost
Site: MOREHEAD MIDDLE SCHO - MOREHEAD MIDDLE SCHO							
Electricity	78,909	KWH	\$7,952.14	\$0.00	\$7,952.14	0.1008	62.27%
Natural Gas	6,435	CCF	\$3,549.35	\$0.00	\$3,549.35	0.5516	27.80%
Water	518	CCF	\$785.45	\$0.00	\$785.45	1.5163	6.15%
Sewer	213	CCF	\$482.46	\$0.00	\$482.46	2.2651	3.78%
Total Cost:			\$12,769.40	\$0.00	\$12,769.40		



Filters: Cost Center Name Not Equal To DoNotReport; Billing Period Equal To 201201All Meter CodesAll Group Names

elpaso

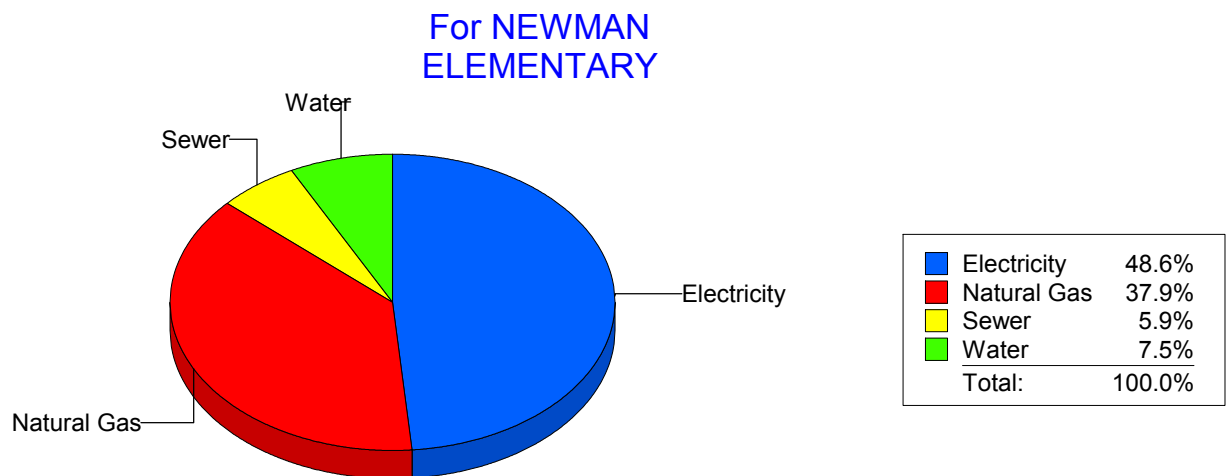
Energy CAP

Cost Avoidance Program

Cost Summary Graph

Grouped by Energy Type

Energy Type	Use	Units	Meter Cost	Special Charges	Total Cost	Avg Unit Cost	% of Total Cost
Site: NEWMAN ELEMENTARY - NEWMAN ELEMENTARY							
Electricity	25,509	KWH	\$3,072.92	\$0.00	\$3,072.92	0.1205	48.64%
Natural Gas	4,173	CCF	\$2,396.58	\$0.00	\$2,396.58	0.5743	37.94%
Water	223	CCF	\$471.95	\$0.00	\$471.95	2.1164	7.47%
Sewer	208	CCF	\$375.88	\$0.00	\$375.88	1.8071	5.95%
Total Cost:			\$6,317.33	\$0.00	\$6,317.33		



Filters: Cost Center Name Not Equal To DoNotReport; Billing Period Equal To 201201All Meter CodesAll Group Names

elpaso

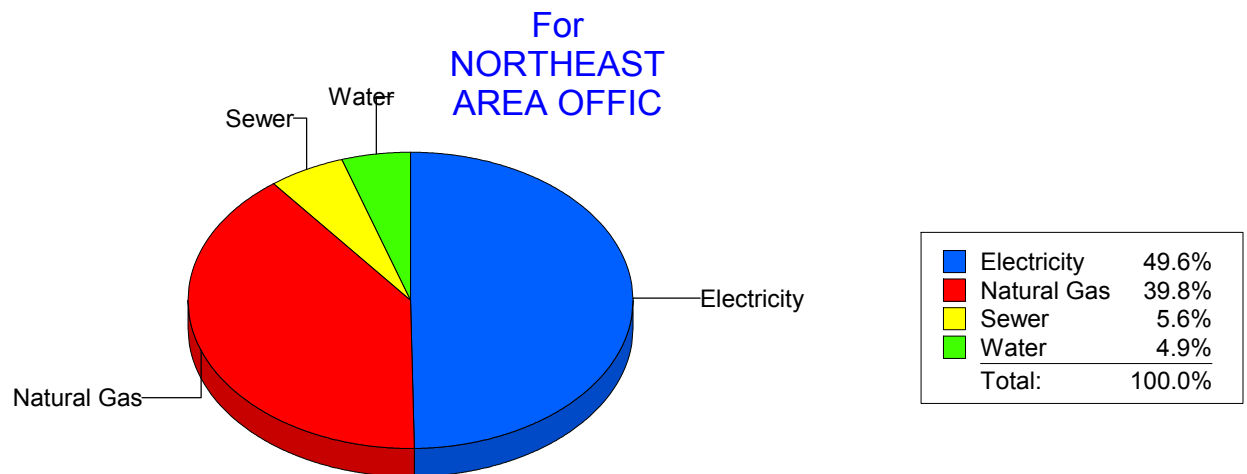
Energy CAP

Cost Avoidance Program

Cost Summary Graph

Grouped by Energy Type

Energy Type	Use	Units	Meter Cost	Special Charges	Total Cost	Avg Unit Cost	% of Total Cost
Site: NORTHEAST AREA OFFIC - NORTHEAST AREA OFFIC							
Electricity	4,720	KWH	\$502.99	\$0.00	\$502.99	0.1066	49.65%
Natural Gas	517	CCF	\$403.12	\$0.00	\$403.12	0.7797	39.79%
Water	5	CCF	\$50.05	\$0.00	\$50.05	10.0100	4.94%
Sewer	13	CCF	\$56.95	\$0.00	\$56.95	4.3808	5.62%
Total Cost:			\$1,013.11	\$0.00	\$1,013.11		



Filters: Cost Center Name Not Equal To DoNotReport; Billing Period Equal To 201201All Meter CodesAll Group Names

elpaso


Energy CAP

Cost Avoidance Program

Cost Summary Graph

Grouped by Energy Type

Energy Type	Use	Units	Meter Cost	Special Charges	Total Cost	Avg Unit Cost	% of Total Cost
Site: NORTHEAST AREA TRANS - NORTHEAST AREA TRANS							
Electricity	5,405	KWH	\$471.74	\$0.00	\$471.74	0.0873	29.82%
Natural Gas	999	CCF	\$614.17	\$0.00	\$614.17	0.6148	38.83%
Water	30	CCF	\$236.98	\$0.00	\$236.98	7.8993	14.98%
Sewer	37	CCF	\$258.94	\$0.00	\$258.94	6.9984	16.37%
Total Cost:			\$1,581.83	\$0.00	\$1,581.83		



Filters: Cost Center Name Not Equal To DoNotReport; Billing Period Equal To 201201All Meter CodesAll Group Names

elpaso

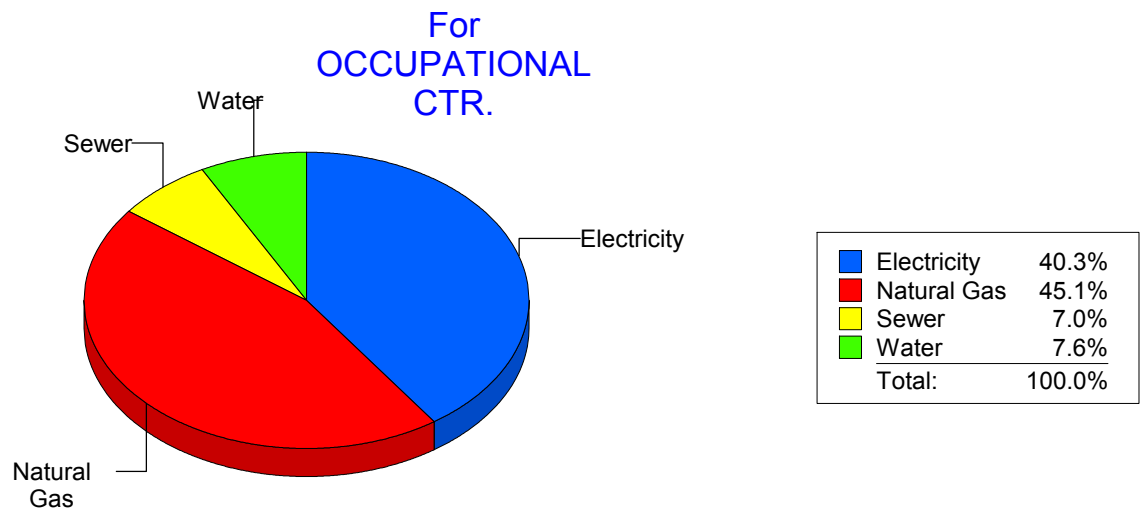
Energy CAP

Cost Avoidance Program

Cost Summary Graph

Grouped by Energy Type

Energy Type	Use	Units	Meter Cost	Special Charges	Total Cost	Avg Unit Cost	% of Total Cost
Site: OCCUPATIONAL CTR. - OCCUPATIONAL CTR.							
Electricity	3,800	KWH	\$421.68	\$0.00	\$421.68	0.1110	40.27%
Natural Gas	791	CCF	\$471.82	\$0.00	\$471.82	0.5965	45.06%
Water	6	CCF	\$80.08	\$0.00	\$80.08	13.3467	7.65%
Sewer	19	CCF	\$73.61	\$0.00	\$73.61	3.8742	7.03%
Total Cost:			\$1,047.19	\$0.00	\$1,047.19		



Filters: Cost Center Name Not Equal To DoNotReport; Billing Period Equal To 201201All Meter CodesAll Group Names

elpaso

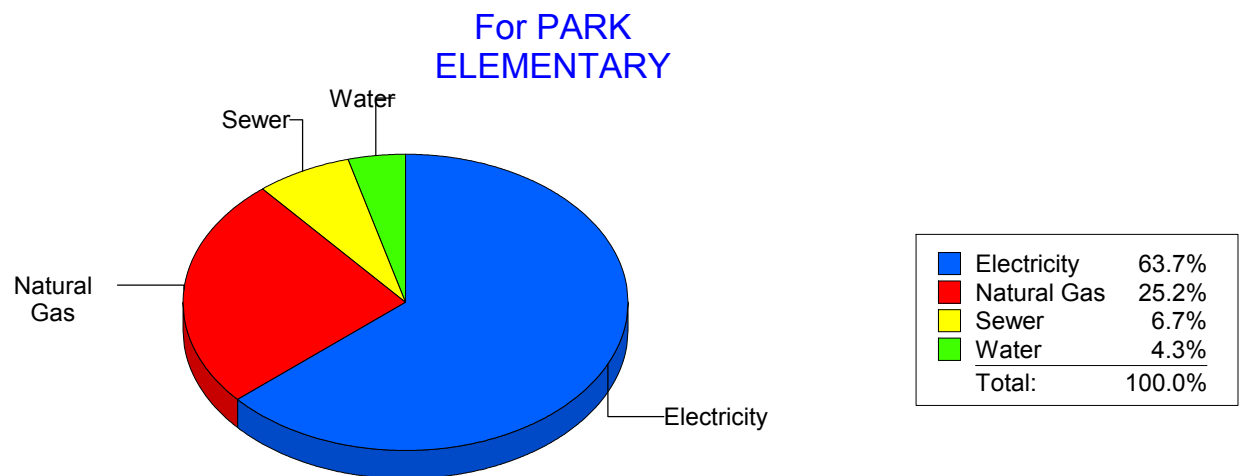
Energy CAP

Cost Avoidance Program

Cost Summary Graph

Grouped by Energy Type

Energy Type	Use	Units	Meter Cost	Special Charges	Total Cost	Avg Unit Cost	% of Total Cost
Site: PARK ELEMENTARY - PARK ELEMENTARY							
Electricity	32,273	KWH	\$4,047.92	\$0.00	\$4,047.92	0.1254	63.71%
Natural Gas	2,713	CCF	\$1,604.22	\$0.00	\$1,604.22	0.5913	25.25%
Water	73	CCF	\$273.42	\$0.00	\$273.42	3.7455	4.30%
Sewer	200	CCF	\$427.96	\$0.00	\$427.96	2.1398	6.74%
Total Cost:			\$6,353.52	\$0.00	\$6,353.52		



Filters: Cost Center Name Not Equal To DoNotReport; Billing Period Equal To 201201All Meter CodesAll Group Names

elpaso

Energy CAP

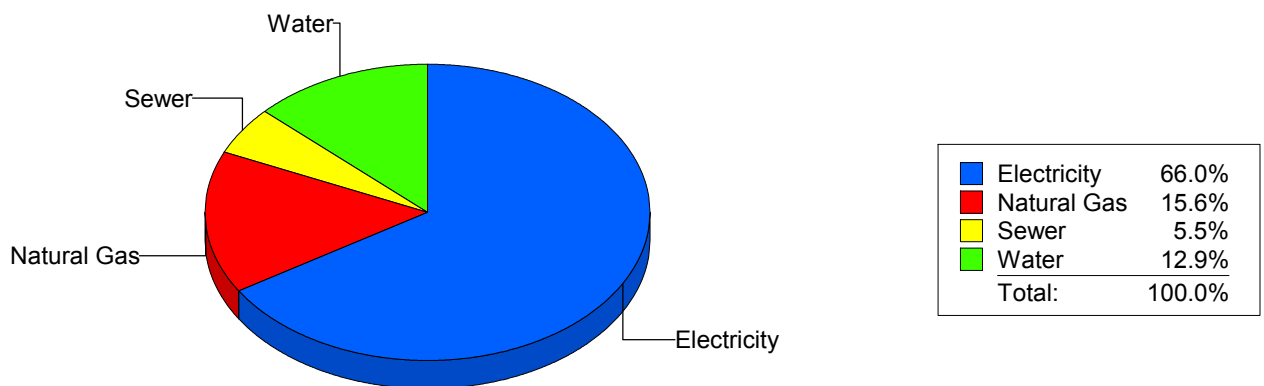
Cost Avoidance Program

Cost Summary Graph

Grouped by Energy Type

Energy Type	Use	Units	Meter Cost	Special Charges	Total Cost	Avg Unit Cost	% of Total Cost
Site: PAUL MORENO - PAUL MORENO							
Electricity	40,200	KWH	\$5,292.61	\$0.00	\$5,292.61	0.1317	66.00%
Natural Gas	2,147	CCF	\$1,251.69	\$0.00	\$1,251.69	0.5830	15.61%
Water	228	CCF	\$1,036.05	\$0.00	\$1,036.05	4.5441	12.92%
Sewer	198	CCF	\$438.55	\$0.00	\$438.55	2.2149	5.47%
Total Cost:			\$8,018.90	\$0.00	\$8,018.90		

For PAUL MORENO



Filters: Cost Center Name Not Equal To DoNotReport; Billing Period Equal To 201201All Meter CodesAll Group Names

elpaso

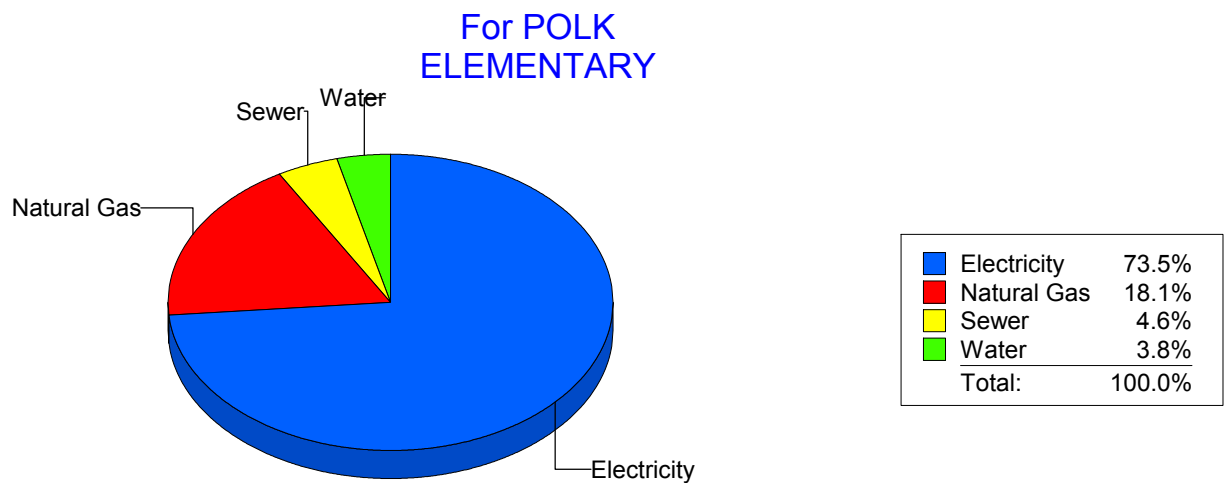
Energy CAP

Cost Avoidance Program

Cost Summary Graph

Grouped by Energy Type

Energy Type	Use	Units	Meter Cost	Special Charges	Total Cost	Avg Unit Cost	% of Total Cost
Site: POLK ELEMENTARY - POLK ELEMENTARY							
Electricity	38,940	KWH	\$4,507.98	\$0.00	\$4,507.98	0.1158	73.55%
Natural Gas	1,875	CCF	\$1,106.64	\$0.00	\$1,106.64	0.5902	18.05%
Water	73	CCF	\$231.04	\$0.00	\$231.04	3.1649	3.77%
Sewer	115	CCF	\$283.66	\$0.00	\$283.66	2.4666	4.63%
Total Cost:			\$6,129.32	\$0.00	\$6,129.32		



Filters: Cost Center Name Not Equal To DoNotReport; Billing Period Equal To 201201All Meter CodesAll Group Names

elpaso

Energy CAP

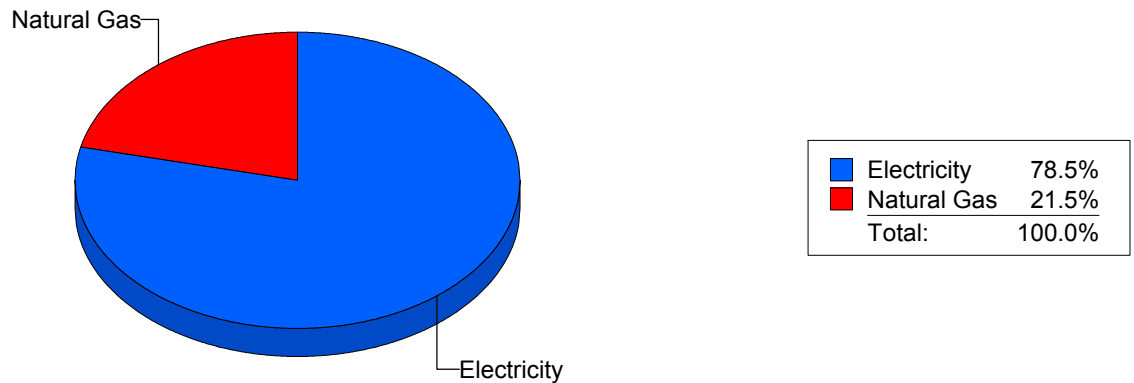
Cost Avoidance Program

Cost Summary Graph

Grouped by Energy Type

Energy Type	Use	Units	Meter Cost	Special Charges	Total Cost	Avg Unit Cost	% of Total Cost
Site: POWELL - POWELL							
Electricity	35,880	KWH	\$4,623.02	\$0.00	\$4,623.02	0.1288	78.48%
Natural Gas	2,234	CCF	\$1,267.60	\$0.00	\$1,267.60	0.5674	21.52%
Total Cost:			\$5,890.62	\$0.00	\$5,890.62		

For POWELL



Filters: Cost Center Name Not Equal To DoNotReport; Billing Period Equal To 201201All Meter CodesAll Group Names

elpaso

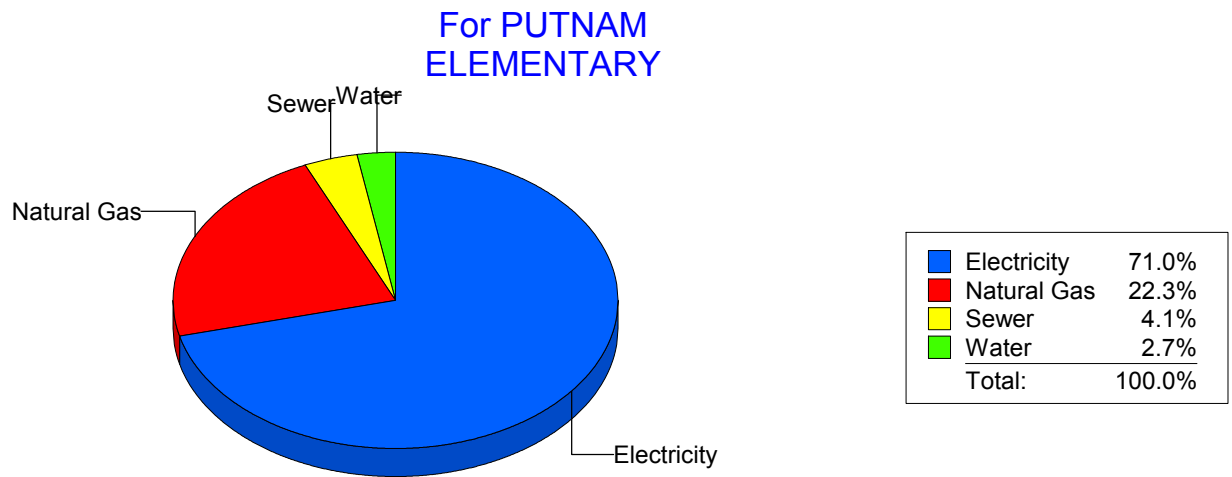
Energy CAP

Cost Avoidance Program

Cost Summary Graph

Grouped by Energy Type

Energy Type	Use	Units	Meter Cost	Special Charges	Total Cost	Avg Unit Cost	% of Total Cost
Site: PUTNAM ELEMENTARY - PUTNAM ELEMENTARY							
Electricity	33,421	KWH	\$4,044.57	\$0.00	\$4,044.57	0.1210	70.97%
Natural Gas	2,181	CCF	\$1,268.40	\$0.00	\$1,268.40	0.5816	22.26%
Water	61	CCF	\$152.99	\$0.00	\$152.99	2.5080	2.68%
Sewer	126	CCF	\$232.74	\$0.00	\$232.74	1.8471	4.08%
Total Cost:			\$5,698.70	\$0.00	\$5,698.70		



Filters: Cost Center Name Not Equal To DoNotReport; Billing Period Equal To 201201All Meter CodesAll Group Names

elpaso

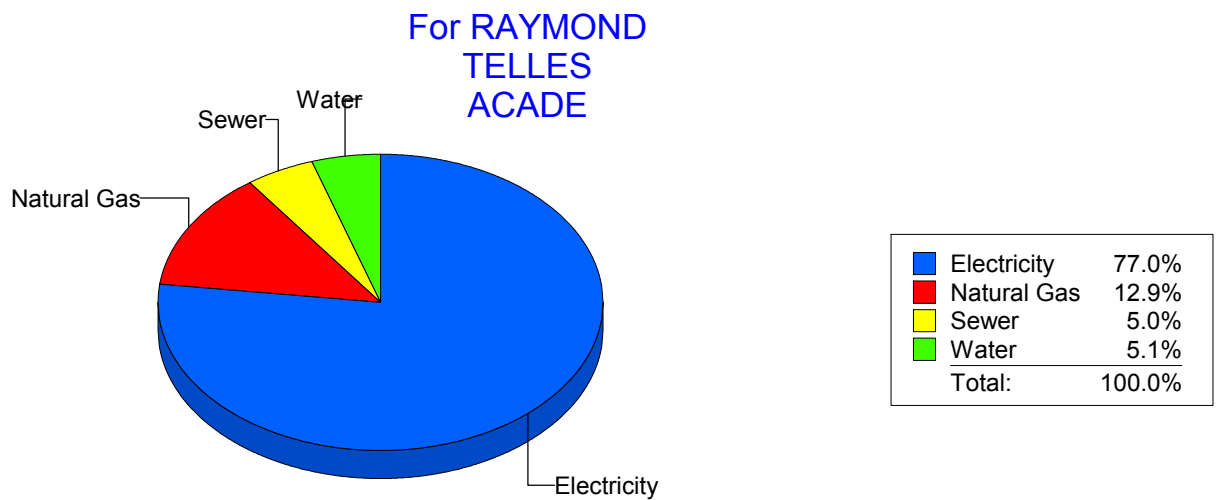
Energy CAP

Cost Avoidance Program

Cost Summary Graph

Grouped by Energy Type

Energy Type	Use	Units	Meter Cost	Special Charges	Total Cost	Avg Unit Cost	% of Total Cost
Site: RAYMOND TELLES ACADE - RAYMOND TELLES ACADE							
Electricity	29,400	KWH	\$3,663.89	\$0.00	\$3,663.89	0.1246	77.01%
Natural Gas	1,047	CCF	\$612.99	\$0.00	\$612.99	0.5855	12.88%
Water	67	CCF	\$244.17	\$0.00	\$244.17	3.6443	5.13%
Sewer	78	CCF	\$236.67	\$0.00	\$236.67	3.0342	4.97%
Total Cost:			\$4,757.72	\$0.00	\$4,757.72		



Filters: Cost Center Name Not Equal To DoNotReport; Billing Period Equal To 201201All Meter CodesAll Group Names

elpaso

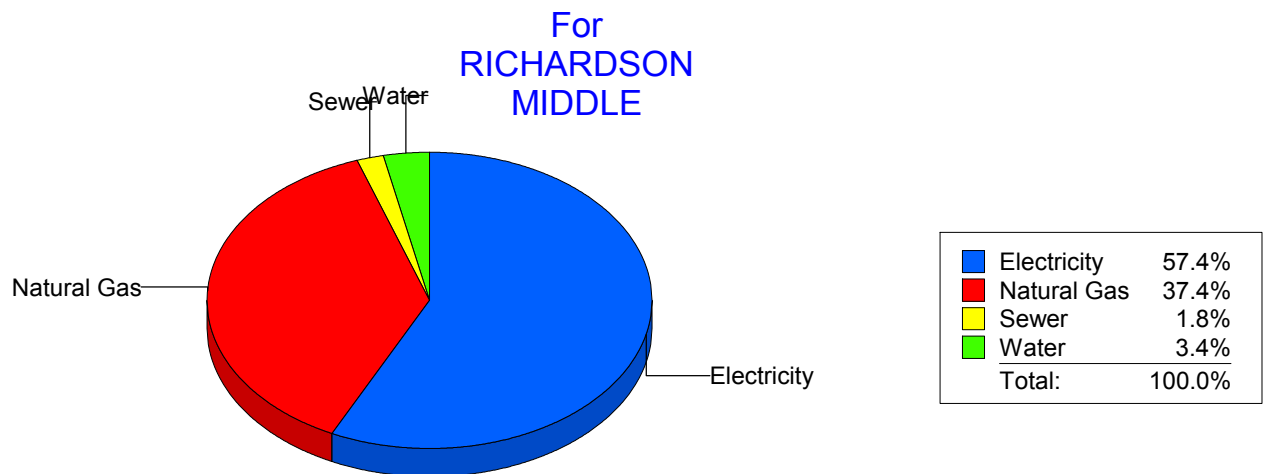
Energy CAP

Cost Avoidance Program

Cost Summary Graph

Grouped by Energy Type

Energy Type	Use	Units	Meter Cost	Special Charges	Total Cost	Avg Unit Cost	% of Total Cost
Site: RICHARDSON MIDDLE - RICHARDSON MIDDLE							
Electricity	81,000	KWH	\$8,529.97	\$0.00	\$8,529.97	0.1053	57.35%
Natural Gas	10,145	CCF	\$5,557.50	\$0.00	\$5,557.50	0.5478	37.37%
Water	149	CCF	\$510.09	\$0.00	\$510.09	3.4234	3.43%
Sewer	108	CCF	\$274.77	\$0.00	\$274.77	2.5442	1.85%
Total Cost:			\$14,872.33	\$0.00	\$14,872.33		



Filters: Cost Center Name Not Equal To DoNotReport; Billing Period Equal To 201201All Meter CodesAll Group Names

elpaso

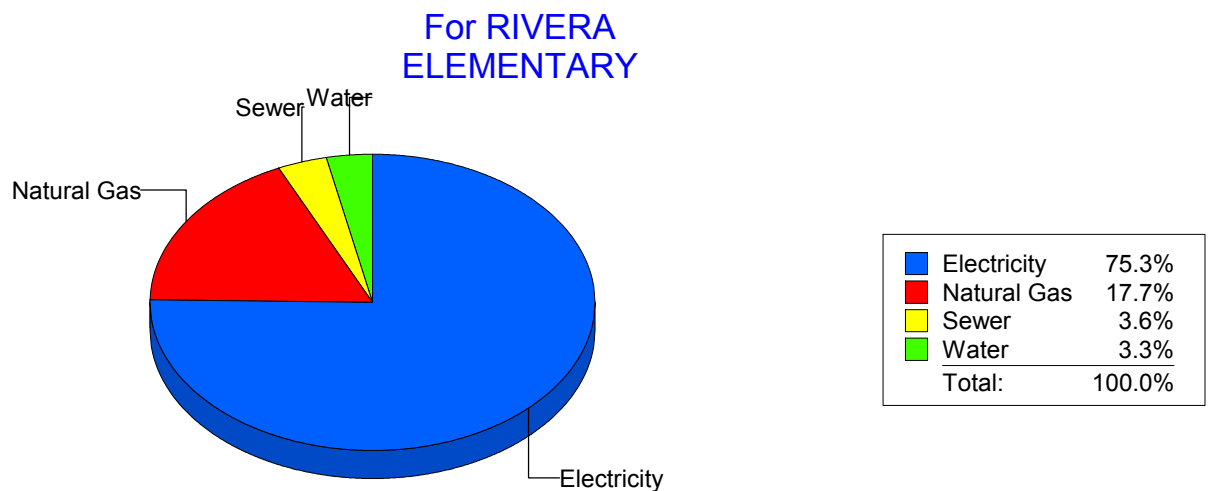
Energy CAP

Cost Avoidance Program

Cost Summary Graph

Grouped by Energy Type

Energy Type	Use	Units	Meter Cost	Special Charges	Total Cost	Avg Unit Cost	% of Total Cost
Site: RIVERA ELEMENTARY - RIVERA ELEMENTARY							
Electricity	56,700	KWH	\$6,356.27	\$0.00	\$6,356.27	0.1121	75.35%
Natural Gas	2,592	CCF	\$1,492.60	\$0.00	\$1,492.60	0.5758	17.69%
Water	65	CCF	\$282.07	\$0.00	\$282.07	4.3395	3.34%
Sewer	132	CCF	\$305.25	\$0.00	\$305.25	2.3125	3.62%
Total Cost:			\$8,436.19	\$0.00	\$8,436.19		



Filters: Cost Center Name Not Equal To DoNotReport; Billing Period Equal To 201201All Meter CodesAll Group Names

elpaso

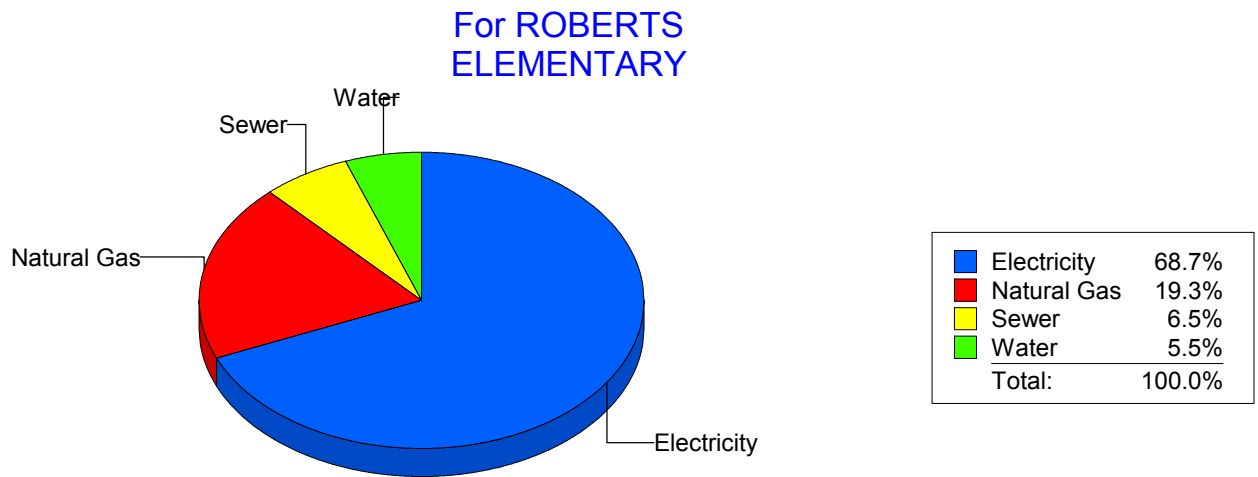
Energy CAP

Cost Avoidance Program

Cost Summary Graph

Grouped by Energy Type

Energy Type	Use	Units	Meter Cost	Special Charges	Total Cost	Avg Unit Cost	% of Total Cost
Site: ROBERTS ELEMENTARY - ROBERTS ELEMENTARY							
Electricity	38,412	KWH	\$4,120.53	\$0.00	\$4,120.53	0.1073	68.70%
Natural Gas	1,974	CCF	\$1,159.89	\$0.00	\$1,159.89	0.5876	19.34%
Water	122	CCF	\$329.34	\$0.00	\$329.34	2.6995	5.49%
Sewer	189	CCF	\$387.75	\$0.00	\$387.75	2.0516	6.47%
Total Cost:			\$5,997.51	\$0.00	\$5,997.51		



Filters: Cost Center Name Not Equal To DoNotReport; Billing Period Equal To 201201All Meter CodesAll Group Names

elpaso

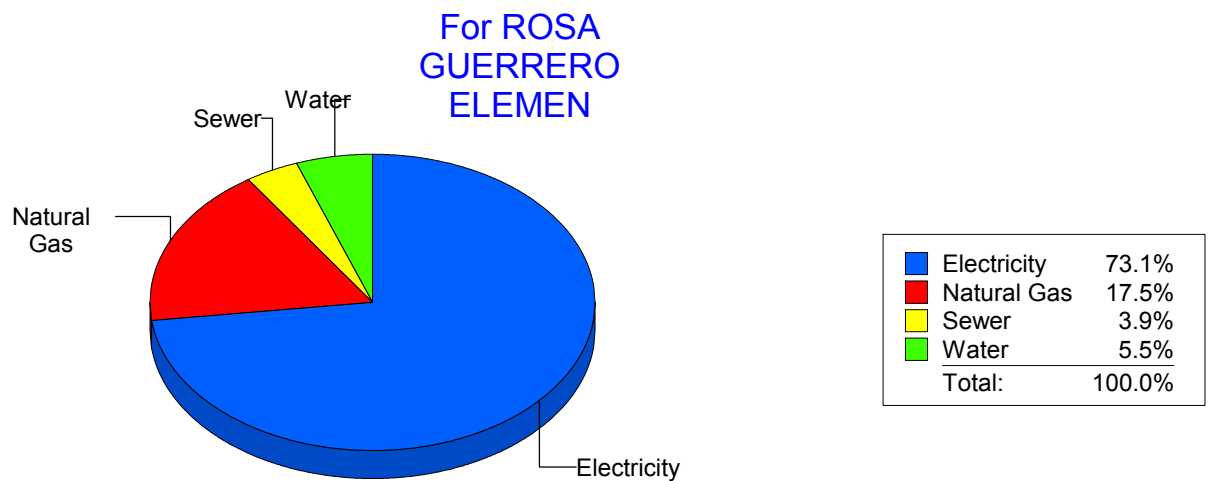
Energy CAP

Cost Avoidance Program

Cost Summary Graph

Grouped by Energy Type

Energy Type	Use	Units	Meter Cost	Special Charges	Total Cost	Avg Unit Cost	% of Total Cost
Site: ROSA GUERRERO ELEMEN - ROSA GUERRERO ELEMEN							
Electricity	50,780	KWH	\$6,153.20	\$0.00	\$6,153.20	0.1212	73.08%
Natural Gas	2,551	CCF	\$1,475.60	\$0.00	\$1,475.60	0.5784	17.53%
Water	213	CCF	\$459.23	\$0.00	\$459.23	2.1560	5.45%
Sewer	104	CCF	\$331.93	\$0.00	\$331.93	3.1916	3.94%
Total Cost:			\$8,419.96	\$0.00	\$8,419.96		



Filters: Cost Center Name Not Equal To DoNotReport; Billing Period Equal To 201201All Meter CodesAll Group Names

el Paso

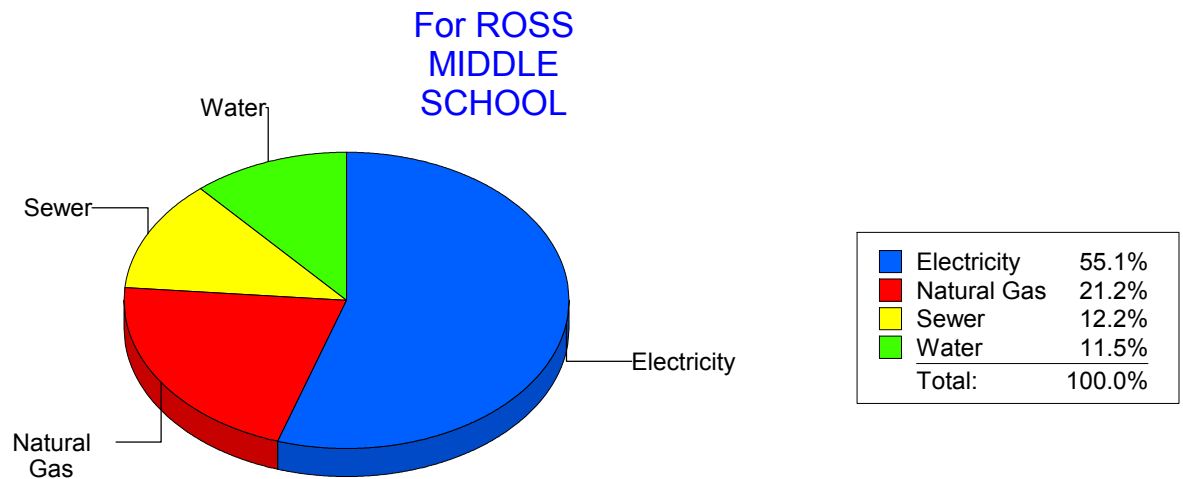
Energy CAP

Cost Avoidance Program

Cost Summary Graph

Grouped by Energy Type

Energy Type	Use	Units	Meter Cost	Special Charges	Total Cost	Avg Unit Cost	% of Total Cost
Site: ROSS MIDDLE SCHOOL - ROSS MIDDLE SCHOOL							
Electricity	51,152	KWH	\$5,930.48	\$0.00	\$5,930.48	0.1159	55.08%
Natural Gas	4,100	CCF	\$2,285.46	\$0.00	\$2,285.46	0.5574	21.23%
Water	765	CCF	\$1,234.44	\$0.00	\$1,234.44	1.6136	11.47%
Sewer	928	CCF	\$1,316.17	\$0.00	\$1,316.17	1.4183	12.22%
Total Cost:			\$10,766.55	\$0.00	\$10,766.55		



Filters: Cost Center Name Not Equal To DoNotReport; Billing Period Equal To 201201All Meter CodesAll Group Names

elpaso

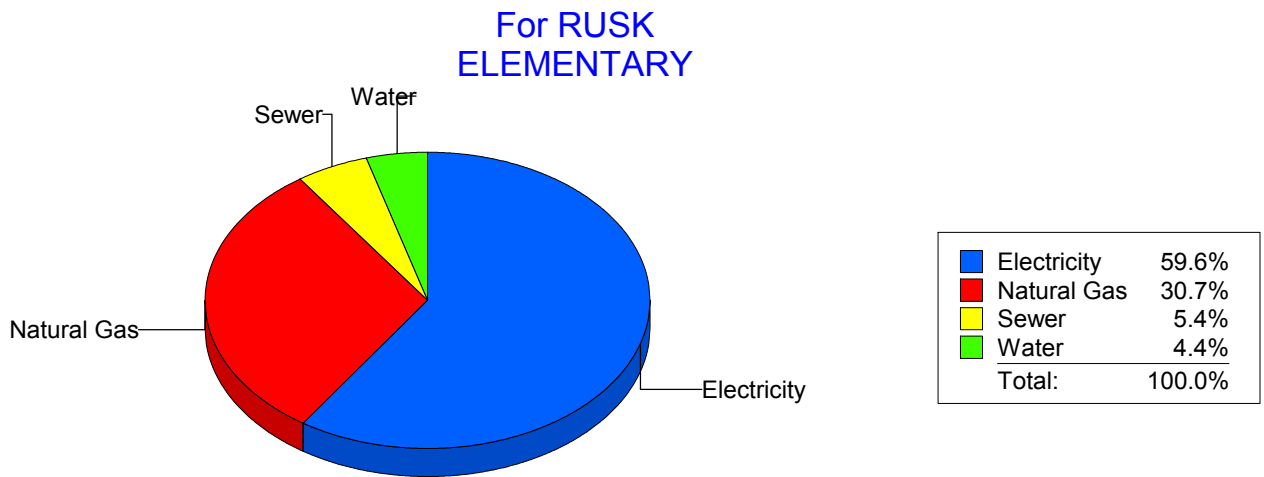
Energy CAP

Cost Avoidance Program

Cost Summary Graph

Grouped by Energy Type

Energy Type	Use	Units	Meter Cost	Special Charges	Total Cost	Avg Unit Cost	% of Total Cost
Site: RUSK ELEMENTARY - RUSK ELEMENTARY							
Electricity	26,188	KWH	\$3,235.33	\$0.00	\$3,235.33	0.1235	59.55%
Natural Gas	2,842	CCF	\$1,666.48	\$0.00	\$1,666.48	0.5864	30.67%
Water	71	CCF	\$238.91	\$0.00	\$238.91	3.3649	4.40%
Sewer	124	CCF	\$292.07	\$0.00	\$292.07	2.3554	5.38%
Total Cost:			\$5,432.79	\$0.00	\$5,432.79		



Filters: Cost Center Name Not Equal To DoNotReport; Billing Period Equal To 201201All Meter CodesAll Group Names

elpaso

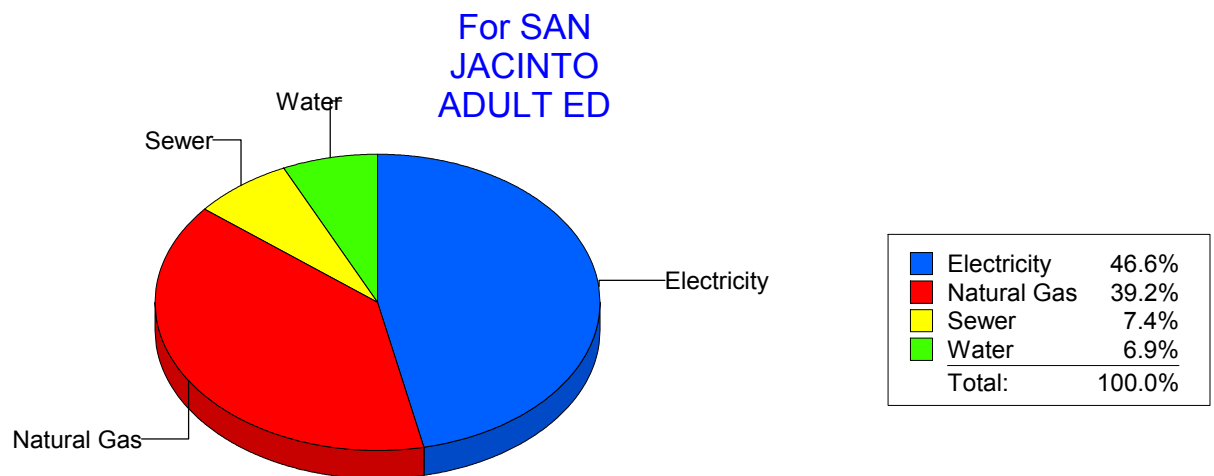
Energy CAP

Cost Avoidance Program

Cost Summary Graph

Grouped by Energy Type

Energy Type	Use	Units	Meter Cost	Special Charges	Total Cost	Avg Unit Cost	% of Total Cost
Site: SAN JACINTO ADULT ED - SAN JACINTO ADULT ED							
Electricity	5,500	KWH	\$681.74	\$0.00	\$681.74	0.1240	46.56%
Natural Gas	976	CCF	\$574.18	\$0.00	\$574.18	0.5883	39.21%
Water	26	CCF	\$100.33	\$0.00	\$100.33	3.8588	6.85%
Sewer	36	CCF	\$107.96	\$0.00	\$107.96	2.9989	7.37%
Total Cost:			\$1,464.21	\$0.00	\$1,464.21		



Filters: Cost Center Name Not Equal To DoNotReport; Billing Period Equal To 201201All Meter CodesAll Group Names

elpaso

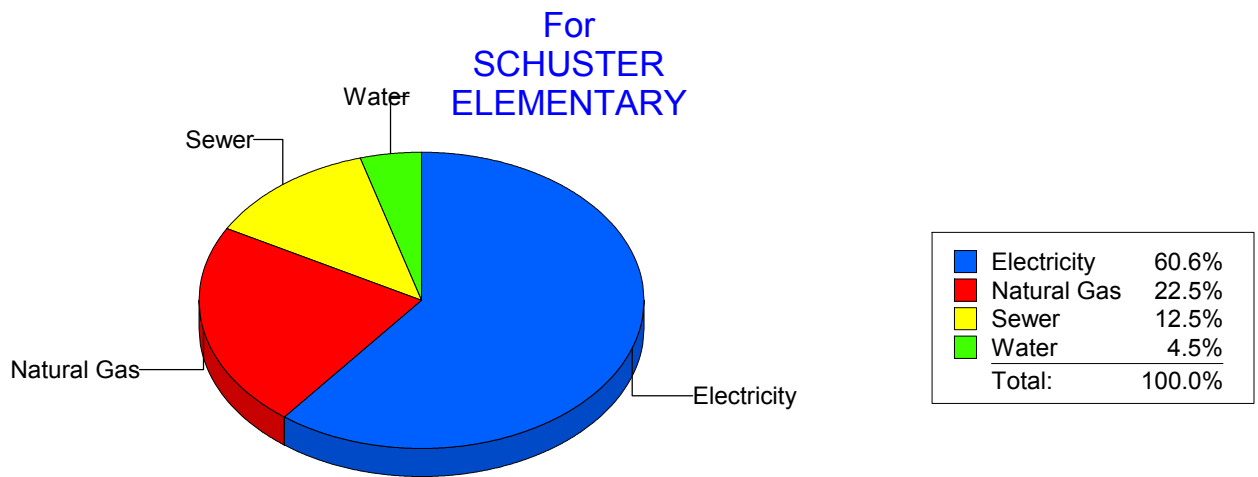
Energy CAP

Cost Avoidance Program

Cost Summary Graph

Grouped by Energy Type

Energy Type	Use	Units	Meter Cost	Special Charges	Total Cost	Avg Unit Cost	% of Total Cost
Site: SCHUSTER ELEMENTARY - SCHUSTER ELEMENTARY							
Electricity	18,960	KWH	\$1,917.18	\$0.00	\$1,917.18	0.1011	60.57%
Natural Gas	1,224	CCF	\$710.61	\$0.00	\$710.61	0.5806	22.45%
Water	55	CCF	\$142.38	\$0.00	\$142.38	2.5887	4.50%
Sewer	262	CCF	\$394.98	\$0.00	\$394.98	1.5076	12.48%
Total Cost:			\$3,165.15	\$0.00	\$3,165.15		



Filters: Cost Center Name Not Equal To DoNotReport; Billing Period Equal To 201201All Meter CodesAll Group Names

elpaso

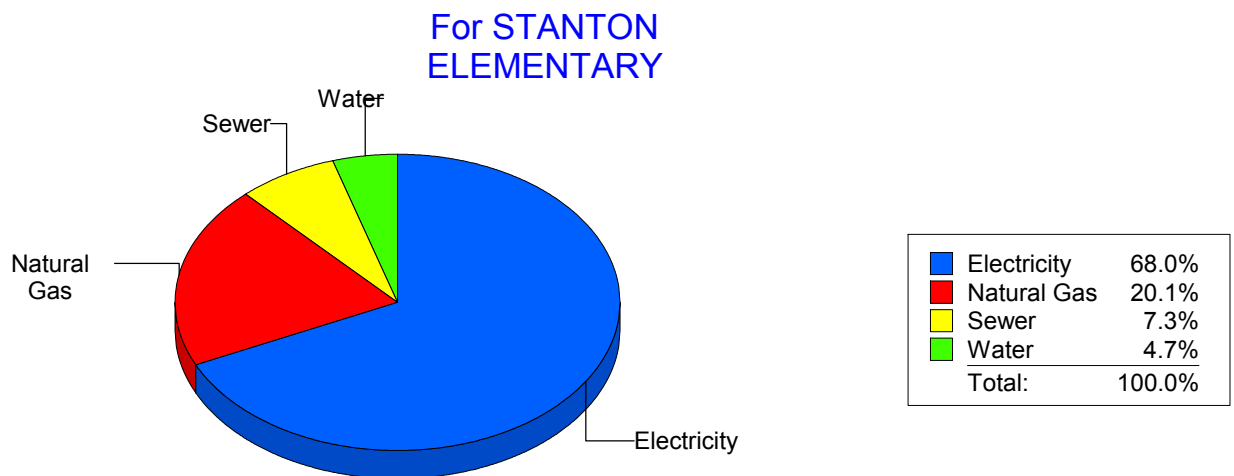
Energy CAP

Cost Avoidance Program

Cost Summary Graph

Grouped by Energy Type

Energy Type	Use	Units	Meter Cost	Special Charges	Total Cost	Avg Unit Cost	% of Total Cost
Site: STANTON ELEMENTARY - STANTON ELEMENTARY							
Electricity	28,440	KWH	\$3,577.91	\$0.00	\$3,577.91	0.1258	67.99%
Natural Gas	1,794	CCF	\$1,055.22	\$0.00	\$1,055.22	0.5882	20.05%
Water	97	CCF	\$245.59	\$0.00	\$245.59	2.5319	4.67%
Sewer	214	CCF	\$383.50	\$0.00	\$383.50	1.7921	7.29%
Total Cost:			\$5,262.22	\$0.00	\$5,262.22		



Filters: Cost Center Name Not Equal To DoNotReport; Billing Period Equal To 201201All Meter CodesAll Group Names

elpaso

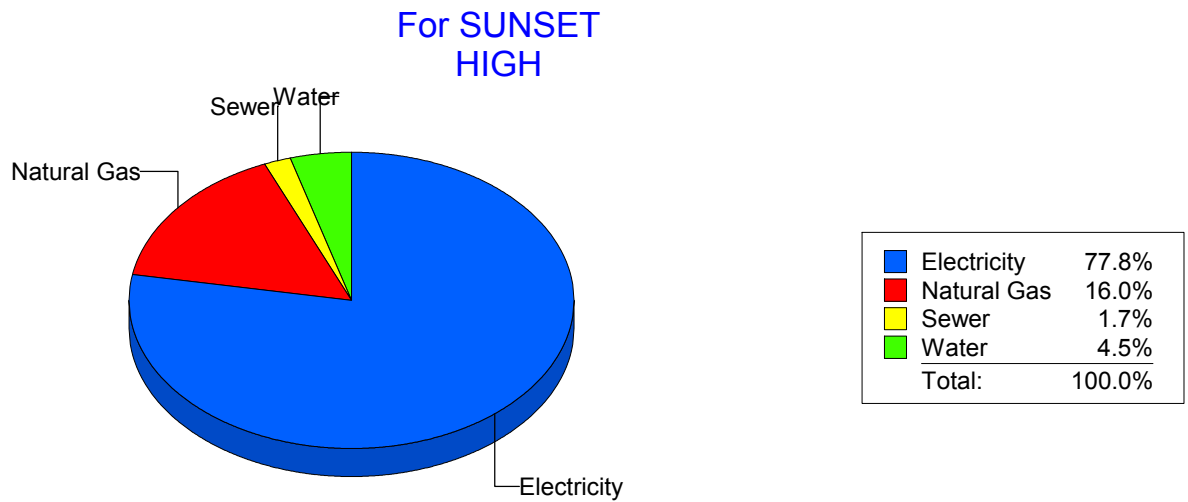
Energy CAP

Cost Avoidance Program

Cost Summary Graph

Grouped by Energy Type

Energy Type	Use	Units	Meter Cost	Special Charges	Total Cost	Avg Unit Cost	% of Total Cost
Site: SUNSET HIGH - SUNSET HIGH							
Electricity	23,040	KWH	\$3,071.71	\$0.00	\$3,071.71	0.1333	77.77%
Natural Gas	1,079	CCF	\$630.60	\$0.00	\$630.60	0.5844	15.97%
Water	32	CCF	\$178.87	\$0.00	\$178.87	5.5897	4.53%
Sewer	5	CCF	\$68.59	\$0.00	\$68.59	13.7180	1.74%
Total Cost:			\$3,949.77	\$0.00	\$3,949.77		



Filters: Cost Center Name Not Equal To DoNotReport; Billing Period Equal To 201201All Meter CodesAll Group Names

elpaso

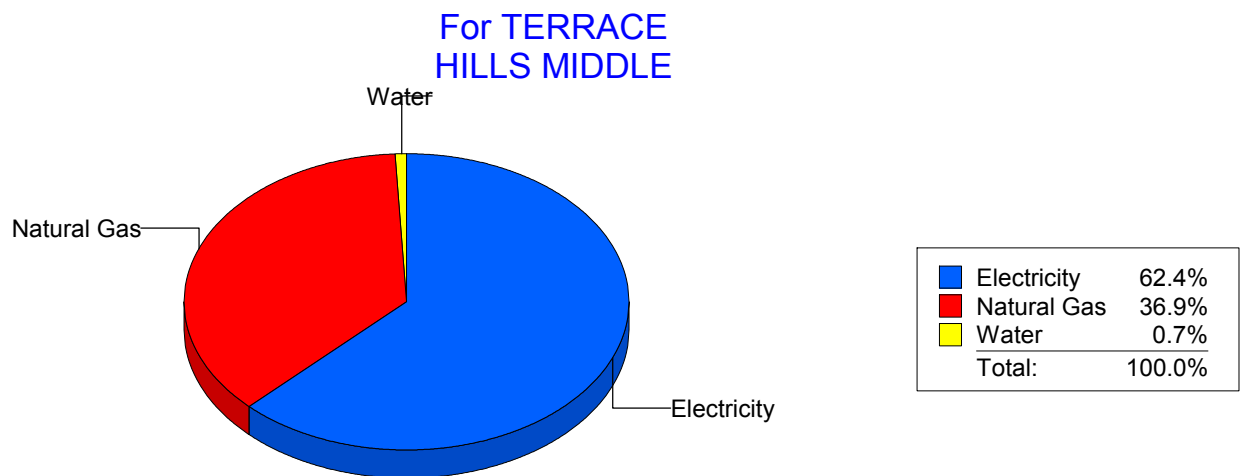
Energy CAP

Cost Avoidance Program

Cost Summary Graph

Grouped by Energy Type

Energy Type	Use	Units	Meter Cost	Special Charges	Total Cost	Avg Unit Cost	% of Total Cost
Site: TERRACE HILLS MIDDLE - TERRACE HILLS MIDDLE							
Electricity	30,900	KWH	\$3,061.80	\$0.00	\$3,061.80	0.0991	62.39%
Natural Gas	3,152	CCF	\$1,809.57	\$0.00	\$1,809.57	0.5741	36.87%
Water	0	CCF	\$36.36	\$0.00	\$36.36	0.0000	0.74%
Total Cost:			\$4,907.73	\$0.00	\$4,907.73		



Filters: Cost Center Name Not Equal To DoNotReport; Billing Period Equal To 201201All Meter CodesAll Group Names

elpaso

Energy CAP

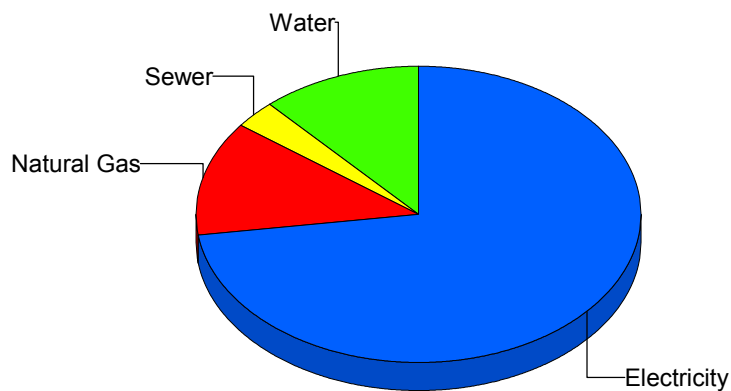
Cost Avoidance Program

Cost Summary Graph

Grouped by Energy Type

Energy Type	Use	Units	Meter Cost	Special Charges	Total Cost	Avg Unit Cost	% of Total Cost
Site: TIPPIN - TIPPIN ELEMENTARY							
Electricity	49,440	KWH	\$5,798.15	\$0.00	\$5,798.15	0.1173	72.75%
Natural Gas	1,733	CCF	\$991.31	\$0.00	\$991.31	0.5720	12.44%
Water	240	CCF	\$938.49	\$0.00	\$938.49	3.9104	11.78%
Sewer	82	CCF	\$241.75	\$0.00	\$241.75	2.9482	3.03%
Total Cost:			\$7,969.70	\$0.00	\$7,969.70		

For TIPPIN
ELEMENTARY



Electricity	72.8%
Natural Gas	12.4%
Sewer	3.0%
Water	11.8%
Total:	100.0%

Filters: Cost Center Name Not Equal To DoNotReport; Billing Period Equal To 201201All Meter CodesAll Group Names

elpaso

Energy CAP

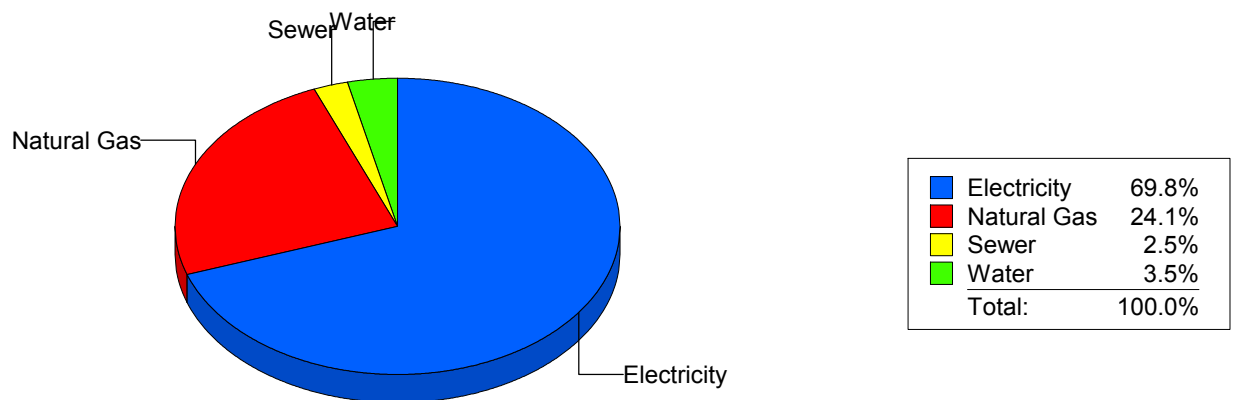
Cost Avoidance Program

Cost Summary Graph

Grouped by Energy Type

Energy Type	Use	Units	Meter Cost	Special Charges	Total Cost	Avg Unit Cost	% of Total Cost
Site: TOMLEA - TOM LEA							
Electricity	50,160	KWH	\$5,930.29	\$0.00	\$5,930.29	0.1182	69.78%
Natural Gas	3,669	CCF	\$2,052.17	\$0.00	\$2,052.17	0.5593	24.15%
Water	62	CCF	\$299.55	\$0.00	\$299.55	4.8315	3.52%
Sewer	62	CCF	\$216.35	\$0.00	\$216.35	3.4895	2.55%
Total Cost:			\$8,498.36	\$0.00	\$8,498.36		

For TOM LEA



Filters: Cost Center Name Not Equal To DoNotReport; Billing Period Equal To 201201All Meter CodesAll Group Names

elpaso

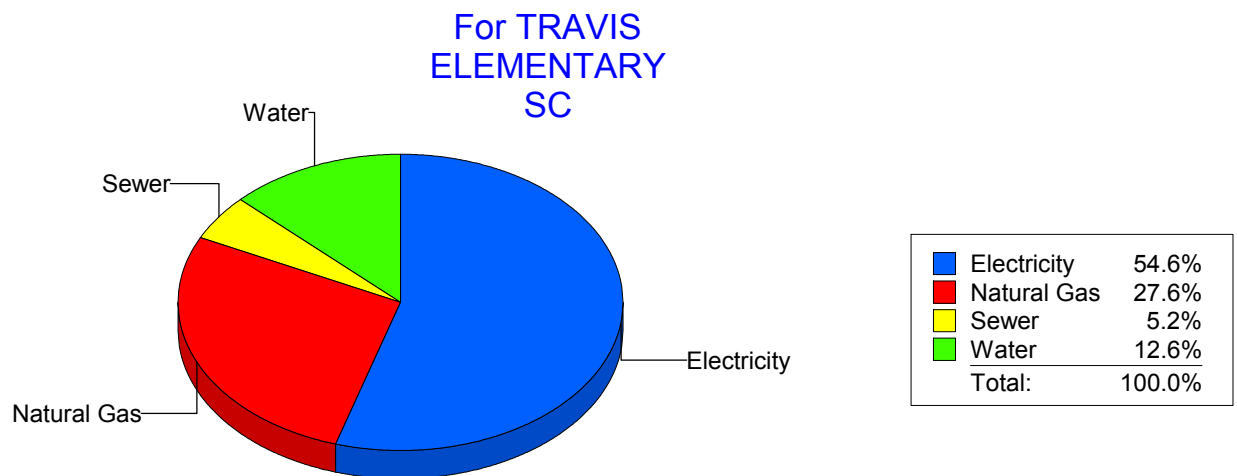
Energy CAP

Cost Avoidance Program

Cost Summary Graph

Grouped by Energy Type

Energy Type	Use	Units	Meter Cost	Special Charges	Total Cost	Avg Unit Cost	% of Total Cost
Site: TRAVIS ELEMENTARY SC - TRAVIS ELEMENTARY SC							
Electricity	22,682	KWH	\$2,514.32	\$0.00	\$2,514.32	0.1109	54.62%
Natural Gas	2,171	CCF	\$1,269.21	\$0.00	\$1,269.21	0.5846	27.57%
Water	158	CCF	\$582.13	\$0.00	\$582.13	3.6844	12.65%
Sewer	99	CCF	\$237.45	\$0.00	\$237.45	2.3985	5.16%
Total Cost:			\$4,603.11	\$0.00	\$4,603.11		



Filters: Cost Center Name Not Equal To DoNotReport; Billing Period Equal To 201201All Meter CodesAll Group Names

elpaso

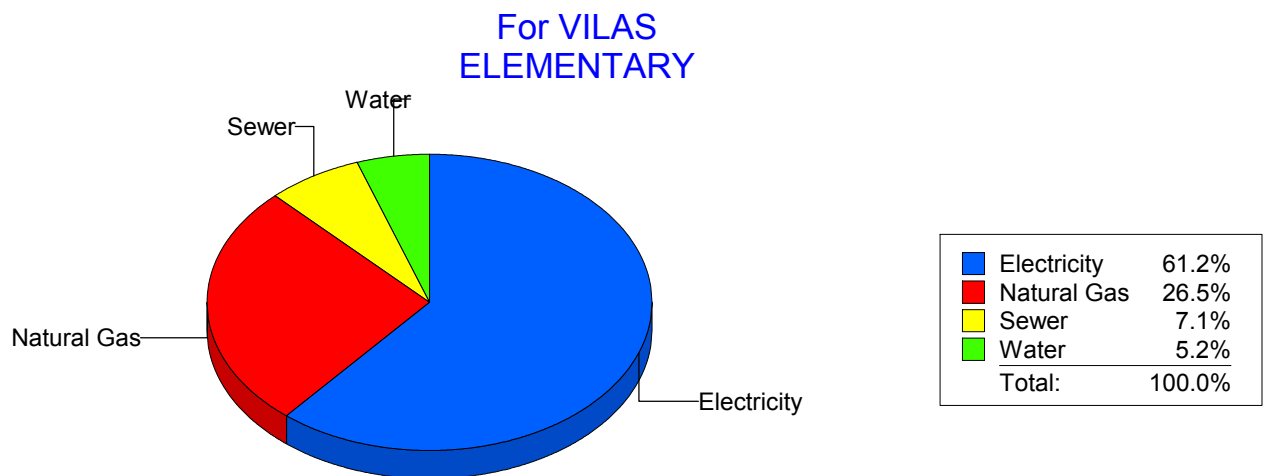
Energy CAP

Cost Avoidance Program

Cost Summary Graph

Grouped by Energy Type

Energy Type	Use	Units	Meter Cost	Special Charges	Total Cost	Avg Unit Cost	% of Total Cost
Site: VILAS ELEMENTARY - VILAS ELEMENTARY							
Electricity	26,049	KWH	\$3,836.12	\$0.00	\$3,836.12	0.1473	61.17%
Natural Gas	2,765	CCF	\$1,664.53	\$0.00	\$1,664.53	0.6020	26.54%
Water	43	CCF	\$323.57	\$0.00	\$323.57	7.5249	5.16%
Sewer	148	CCF	\$447.03	\$0.00	\$447.03	3.0205	7.13%
Total Cost:			\$6,271.25	\$0.00	\$6,271.25		



Filters: Cost Center Name Not Equal To DoNotReport; Billing Period Equal To 201201All Meter CodesAll Group Names

elpaso

Energy CAP

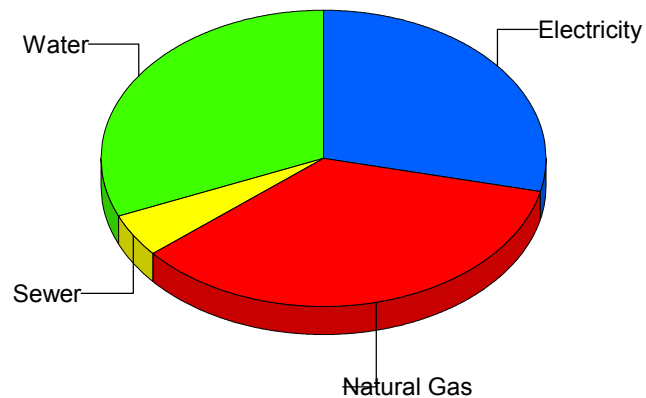
Cost Avoidance Program

Cost Summary Graph

Grouped by Energy Type

Energy Type	Use	Units	Meter Cost	Special Charges	Total Cost	Avg Unit Cost	% of Total Cost
Site: WAINWRIGHT ELEMENTAR - WAINWRIGHT ELEMENTAR							
Electricity	10,523	KWH	\$1,106.62	\$0.00	\$1,106.62	0.1052	28.49%
Natural Gas	2,300	CCF	\$1,376.61	\$0.00	\$1,376.61	0.5985	35.44%
Water	280	CCF	\$1,214.56	\$0.00	\$1,214.56	4.3377	31.27%
Sewer	41	CCF	\$186.66	\$0.00	\$186.66	4.5527	4.81%
Total Cost:			\$3,884.45	\$0.00	\$3,884.45		

For
WAINWRIGHT
ELEMENTAR



Electricity	28.5%
Natural Gas	35.4%
Sewer	4.8%
Water	31.3%
Total:	100.0%

Filters: Cost Center Name Not Equal To DoNotReport; Billing Period Equal To 201201All Meter CodesAll Group Names

elpaso

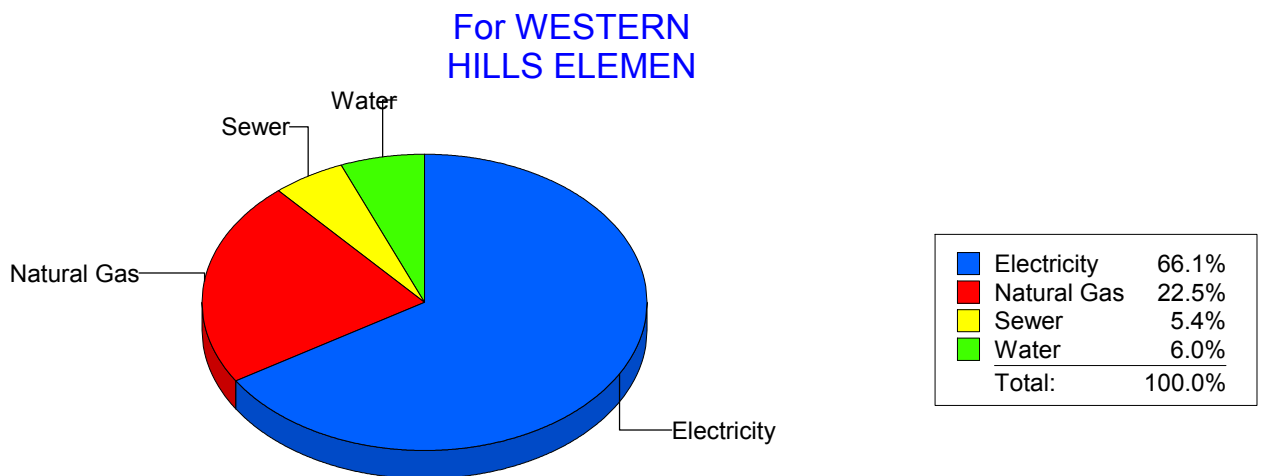
Energy CAP

Cost Avoidance Program

Cost Summary Graph

Grouped by Energy Type

Energy Type	Use	Units	Meter Cost	Special Charges	Total Cost	Avg Unit Cost	% of Total Cost
Site: WESTERN HILLS ELEMEN - WESTERN HILLS ELEMEN							
Electricity	36,720	KWH	\$4,401.14	\$0.00	\$4,401.14	0.1199	66.06%
Natural Gas	2,648	CCF	\$1,495.92	\$0.00	\$1,495.92	0.5649	22.45%
Water	101	CCF	\$402.69	\$0.00	\$402.69	3.9870	6.04%
Sewer	70	CCF	\$363.09	\$0.00	\$363.09	5.1870	5.45%
Total Cost:			\$6,662.84	\$0.00	\$6,662.84		



Filters: Cost Center Name Not Equal To DoNotReport; Billing Period Equal To 201201All Meter CodesAll Group Names

elpaso

Energy CAP

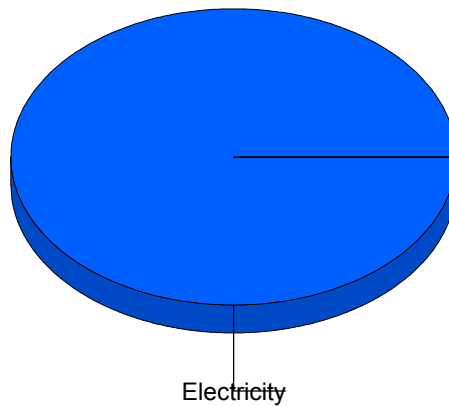
Cost Avoidance Program

Cost Summary Graph

Grouped by Energy Type

Energy Type	Use	Units	Meter Cost	Special Charges	Total Cost	Avg Unit Cost	% of Total Cost
Site: WESTSIDE TRANSPORTAT - WESTSIDE TRANSPORTAT							
Electricity	2,331 KWH		\$288.47	\$0.00	\$288.47	0.1238	100.00%
Total Cost:			\$288.47	\$0.00	\$288.47		

For WESTSIDE
TRANSPORTAT



■ Electricity	100.0%
Total:	100.0%

Filters: Cost Center Name Not Equal To DoNotReport; Billing Period Equal To 201201All Meter CodesAll Group Names

elpaso

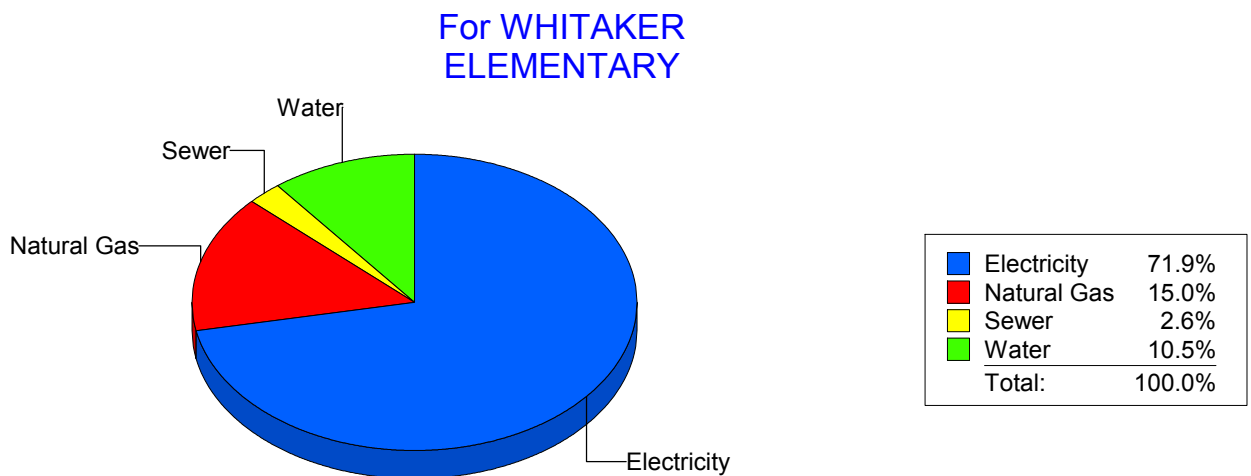
Energy CAP

Cost Avoidance Program

Cost Summary Graph

Grouped by Energy Type

Energy Type	Use	Units	Meter Cost	Special Charges	Total Cost	Avg Unit Cost	% of Total Cost
Site: WHITAKER ELEMENTARY - WHITAKER ELEMENTARY							
Electricity	81,360	KWH	\$7,778.77	\$0.00	\$7,778.77	0.0956	71.93%
Natural Gas	2,874	CCF	\$1,620.56	\$0.00	\$1,620.56	0.5639	14.98%
Water	475	CCF	\$1,139.59	\$0.00	\$1,139.59	2.3991	10.54%
Sewer	109	CCF	\$276.04	\$0.00	\$276.04	2.5325	2.55%
Total Cost:			\$10,814.96	\$0.00	\$10,814.96		



Filters: Cost Center Name Not Equal To DoNotReport; Billing Period Equal To 201201All Meter CodesAll Group Names

elpaso

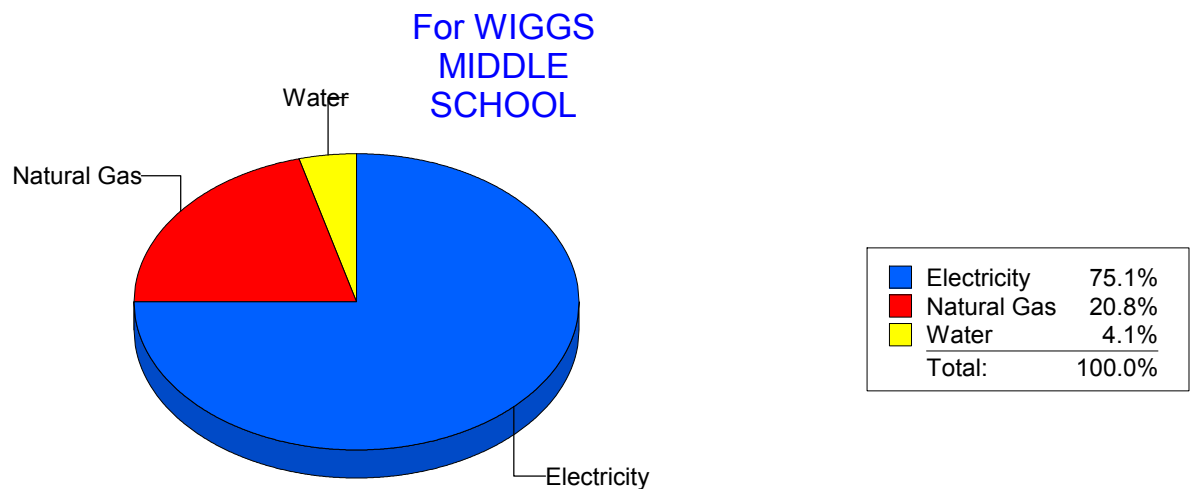
Energy CAP

Cost Avoidance Program

Cost Summary Graph

Grouped by Energy Type

Energy Type	Use	Units	Meter Cost	Special Charges	Total Cost	Avg Unit Cost	% of Total Cost
Site: WIGGS MIDDLE SCHOOL - WIGGS MIDDLE SCHOOL							
Electricity	47,200	KWH	\$5,401.71	\$0.00	\$5,401.71	0.1144	75.08%
Natural Gas	2,652	CCF	\$1,498.13	\$0.00	\$1,498.13	0.5649	20.82%
Water	55	CCF	\$295.23	\$0.00	\$295.23	5.3678	4.10%
Total Cost:			\$7,195.07	\$0.00	\$7,195.07		



Filters: Cost Center Name Not Equal To DoNotReport; Billing Period Equal To 201201All Meter CodesAll Group Names

elpaso

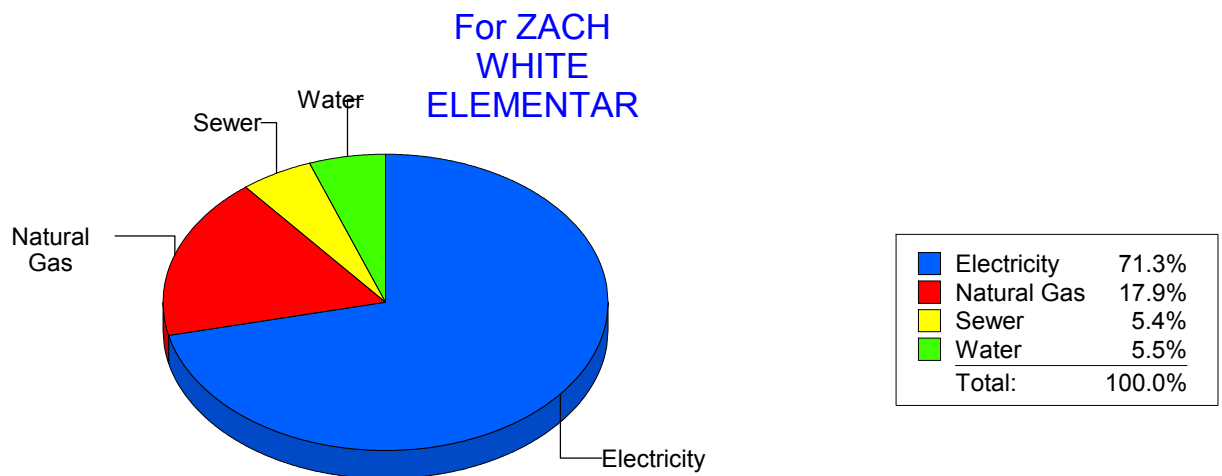
Energy CAP

Cost Avoidance Program

Cost Summary Graph

Grouped by Energy Type

Energy Type	Use	Units	Meter Cost	Special Charges	Total Cost	Avg Unit Cost	% of Total Cost
Site: ZACH WHITE ELEMENTAR - ZACH WHITE ELEMENTAR							
Electricity	45,000	KWH	\$5,237.89	\$0.00	\$5,237.89	0.1164	71.27%
Natural Gas	2,253	CCF	\$1,313.85	\$0.00	\$1,313.85	0.5832	17.88%
Water	47	CCF	\$403.06	\$0.00	\$403.06	8.5757	5.48%
Sewer	104	CCF	\$394.17	\$0.00	\$394.17	3.7901	5.36%
Total Cost:			\$7,348.97	\$0.00	\$7,348.97		



Filters: Cost Center Name Not Equal To DoNotReport; Billing Period Equal To 201201All Meter CodesAll Group Names

elpaso

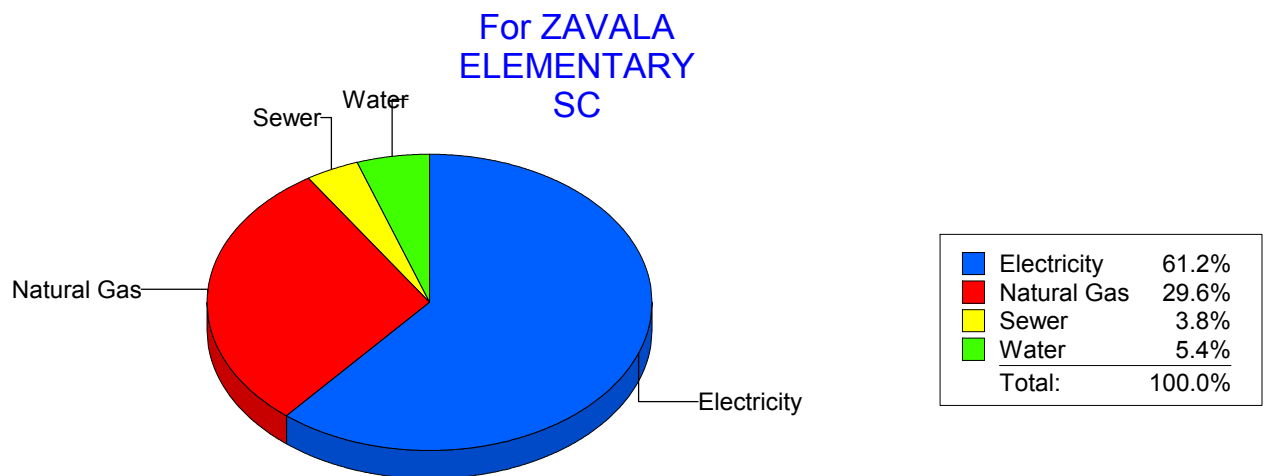
Energy CAP

Cost Avoidance Program

Cost Summary Graph

Grouped by Energy Type

Energy Type	Use	Units	Meter Cost	Special Charges	Total Cost	Avg Unit Cost	% of Total Cost
Site: ZAVALA ELEMENTARY SC - ZAVALA ELEMENTARY SC							
Electricity	22,753	KWH	\$2,031.34	\$0.00	\$2,031.34	0.0893	61.21%
Natural Gas	1,717	CCF	\$982.48	\$0.00	\$982.48	0.5722	29.61%
Water	37	CCF	\$178.91	\$0.00	\$178.91	4.8354	5.39%
Sewer	50	CCF	\$125.74	\$0.00	\$125.74	2.5148	3.79%
Total Cost:			\$3,318.47	\$0.00	\$3,318.47		



Filters: Cost Center Name Not Equal To DoNotReport; Billing Period Equal To 201201All Meter CodesAll Group Names

elpaso

Energy CAP

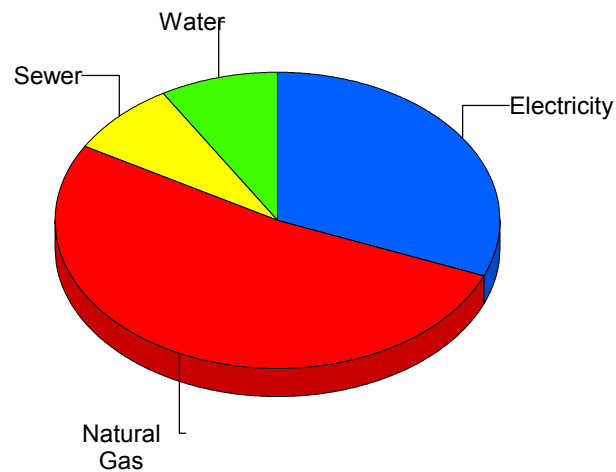
Cost Avoidance Program

Cost Summary Graph

Grouped by Energy Type

Energy Type	Use	Units	Meter Cost	Special Charges	Total Cost	Avg Unit Cost	% of Total Cost
Site: ZUNI COTTAGES - ZUNI COTTAGES							
Electricity	456	KWH	\$83.20	\$0.00	\$83.20	0.1825	31.19%
Natural Gas	143	CCF	\$139.17	\$0.00	\$139.17	0.9732	52.18%
Water	1	CCF	\$22.85	\$0.00	\$22.85	22.8500	8.57%
Sewer	1	CCF	\$21.49	\$0.00	\$21.49	21.4900	8.06%
Total Cost:			\$266.71	\$0.00	\$266.71		

For ZUNI COTTAGES



Electricity	31.2%
Natural Gas	52.2%
Sewer	8.1%
Water	8.6%
Total:	100.0%

Filters: Cost Center Name Not Equal To DoNotReport; Billing Period Equal To 201201All Meter CodesAll Group Names

elpaso

Energy CAP

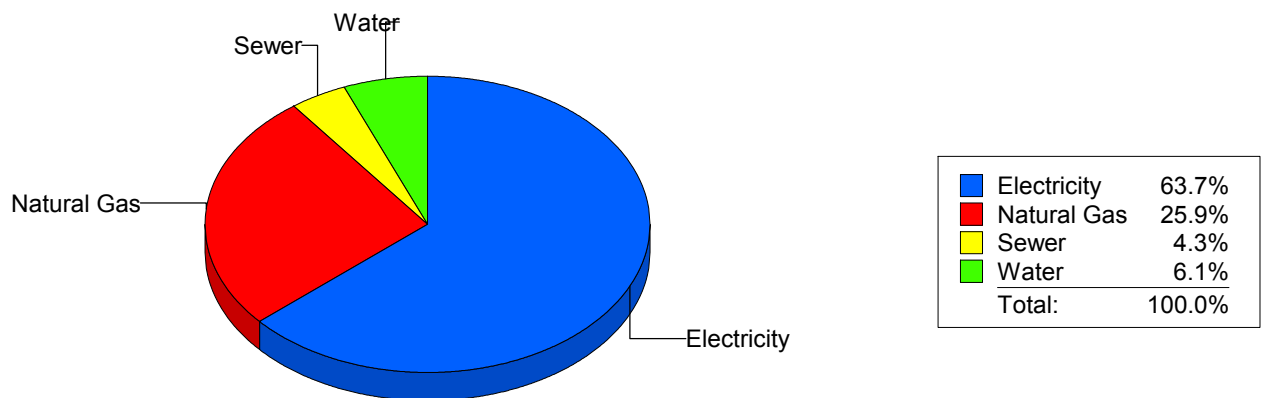
Cost Avoidance Program

Cost Summary Graph

Grouped by Energy Type

Energy Type	Use	Units	Meter Cost	Special Charges	Total Cost	Avg Unit Cost	% of Total Cost
All Sites							
Electricity	5,415,822	KWH	\$586,623.02	\$0.00	\$586,623.02	0.1083	63.72%
Natural Gas	422,592	CCF	\$238,335.70	\$0.00	\$238,335.70	0.5640	25.89%
Water	18,750	CCF	\$55,941.16	\$0.00	\$55,941.16	2.9835	6.08%
Sewer	18,077	CCF	\$39,735.57	\$0.00	\$39,735.57	2.1981	4.32%
Total Cost:			\$920,635.45	\$0.00	\$920,635.45		

For All Sites



Filters: Cost Center Name Not Equal To DoNotReport; Billing Period Equal To 201201All Meter CodesAll Group Names