

el Paso

Energy CAP

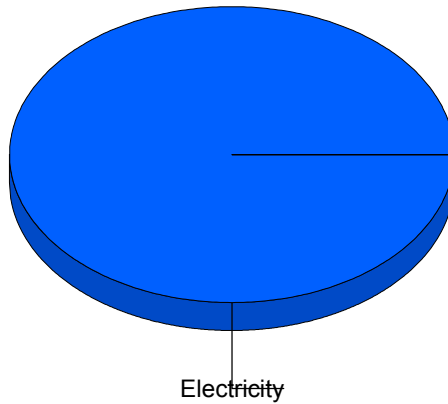
Cost Avoidance Program

Cost Summary Graph

Grouped by Energy Type

Energy Type	Use	Units	Meter Cost	Special Charges	Total Cost	Avg Unit Cost	% of Total Cost
Site: ALAMO ELEMENTARY SCH - ALAMO ELEMENTARY SCH							
Electricity		5,500 KWH	\$702.31	\$0.00	\$702.31	0.1277	100.00%
Total Cost:			\$702.31	\$0.00	\$702.31		

For ALAMO
ELEMENTARY
SCH



Electricity	100.0%
Total:	100.0%

Filters: Cost Center Name Not Equal To DoNotReport; Billing Period Equal To 201410All Meter CodesAll Group Names

elpaso

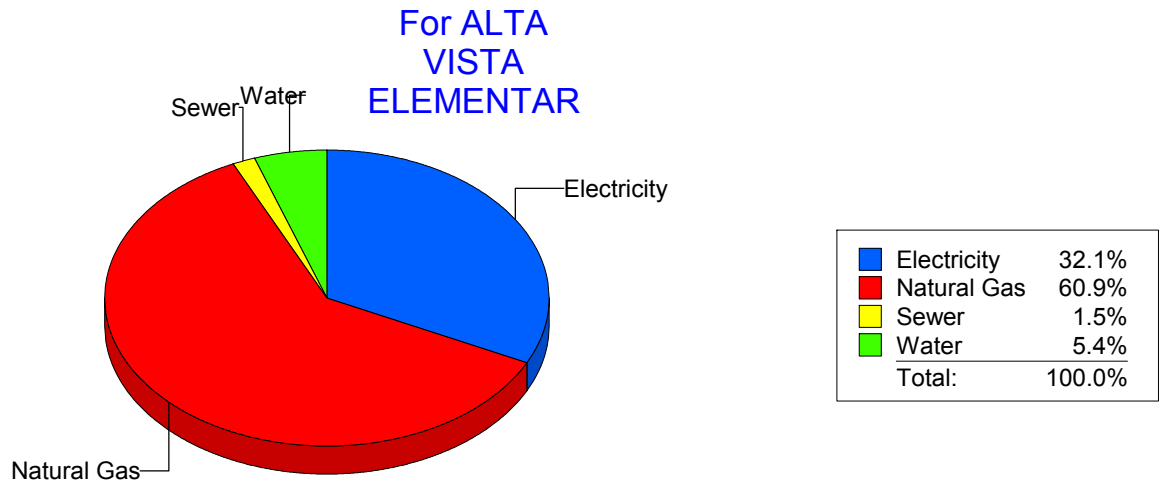
Energy CAP

Cost Avoidance Program

Cost Summary Graph

Grouped by Energy Type

Energy Type	Use	Units	Meter Cost	Special Charges	Total Cost	Avg Unit Cost	% of Total Cost
Site: ALTA VISTA ELEMENTAR - ALTA VISTA ELEMENTAR							
Electricity	32,700	KWH	\$4,443.60	\$0.00	\$4,443.60	0.1359	32.12%
Natural Gas	573	CCF	\$8,430.98	\$0.00	\$8,430.98	14.7138	60.94%
Water	280	CCF	\$748.38	\$0.00	\$748.38	2.6728	5.41%
Sewer	104	CCF	\$210.84	\$0.00	\$210.84	2.0273	1.52%
Total Cost:			\$13,833.80	\$0.00	\$13,833.80		



Filters: Cost Center Name Not Equal To DoNotReport; Billing Period Equal To 201410All Meter CodesAll Group Names

elpaso

Energy CAP

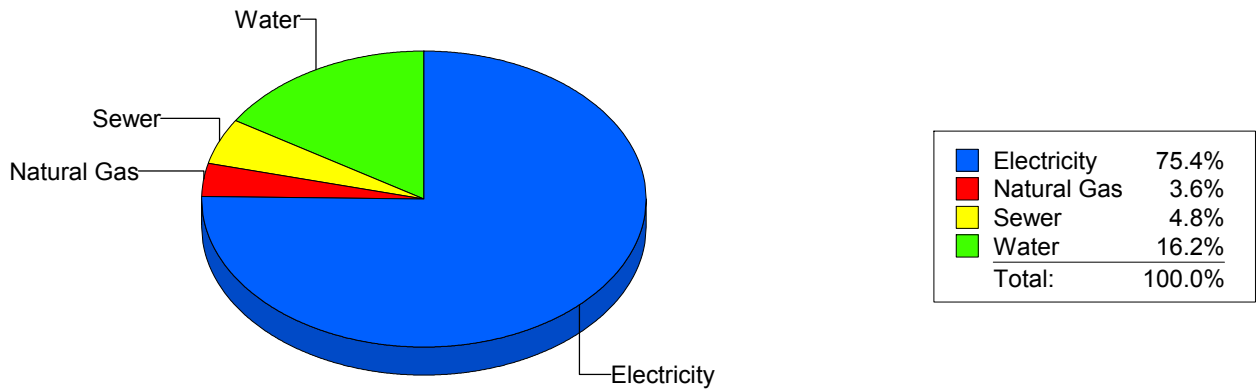
Cost Avoidance Program

Cost Summary Graph

Grouped by Energy Type

Energy Type	Use	Units	Meter Cost	Special Charges	Total Cost	Avg Unit Cost	% of Total Cost
Site: ANDRESS HIGH SCHOOL - ANDRESS HIGH SCHOOL							
Electricity	185,362	KWH	\$18,361.85	\$0.00	\$18,361.85	0.0991	75.36%
Natural Gas	1,071	CCF	\$882.97	\$0.00	\$882.97	0.8244	3.62%
Water	1,750	CCF	\$3,944.47	\$0.00	\$3,944.47	2.2540	16.19%
Sewer	744	CCF	\$1,175.55	\$0.00	\$1,175.55	1.5800	4.82%
Total Cost:			\$24,364.84	\$0.00	\$24,364.84		

For ANDRESS HIGH SCHOOL



Filters: Cost Center Name Not Equal To DoNotReport; Billing Period Equal To 201410All Meter CodesAll Group Names

el Paso

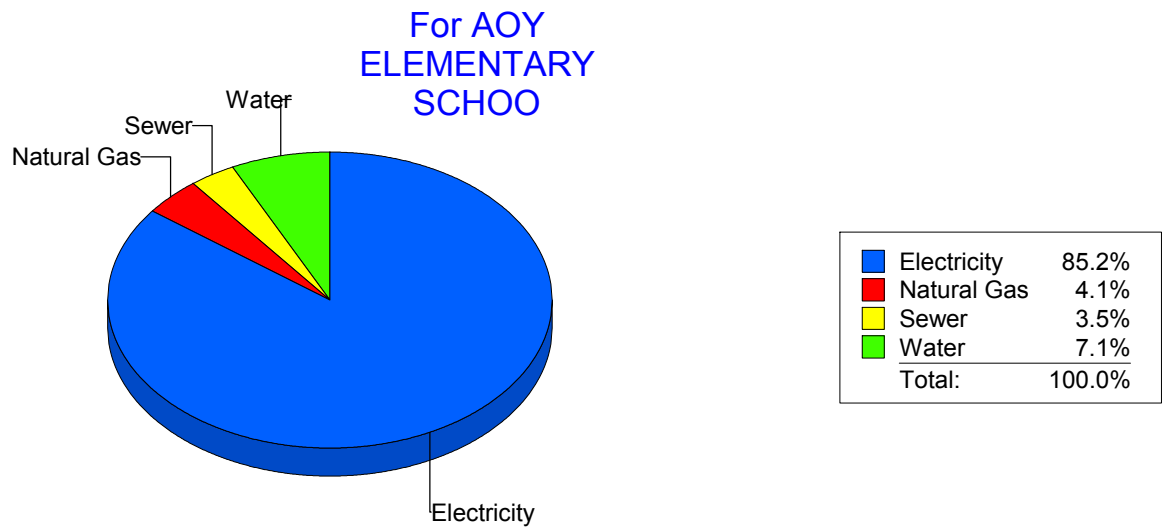
Energy CAP

Cost Avoidance Program

Cost Summary Graph

Grouped by Energy Type

Energy Type	Use	Units	Meter Cost	Special Charges	Total Cost	Avg Unit Cost	% of Total Cost
Site: AOY ELEMENTARY SCHOO - AOY ELEMENTARY SCHOO							
Electricity	81,495	KWH	\$10,999.32	\$0.00	\$10,999.32	0.1350	85.19%
Natural Gas	624	CCF	\$533.88	\$0.00	\$533.88	0.8556	4.13%
Water	283	CCF	\$921.80	\$0.00	\$921.80	3.2572	7.14%
Sewer	126	CCF	\$456.62	\$0.00	\$456.62	3.6240	3.54%
Total Cost:			\$12,911.62	\$0.00	\$12,911.62		



Filters: Cost Center Name Not Equal To DoNotReport; Billing Period Equal To 201410All Meter CodesAll Group Names

elpaso

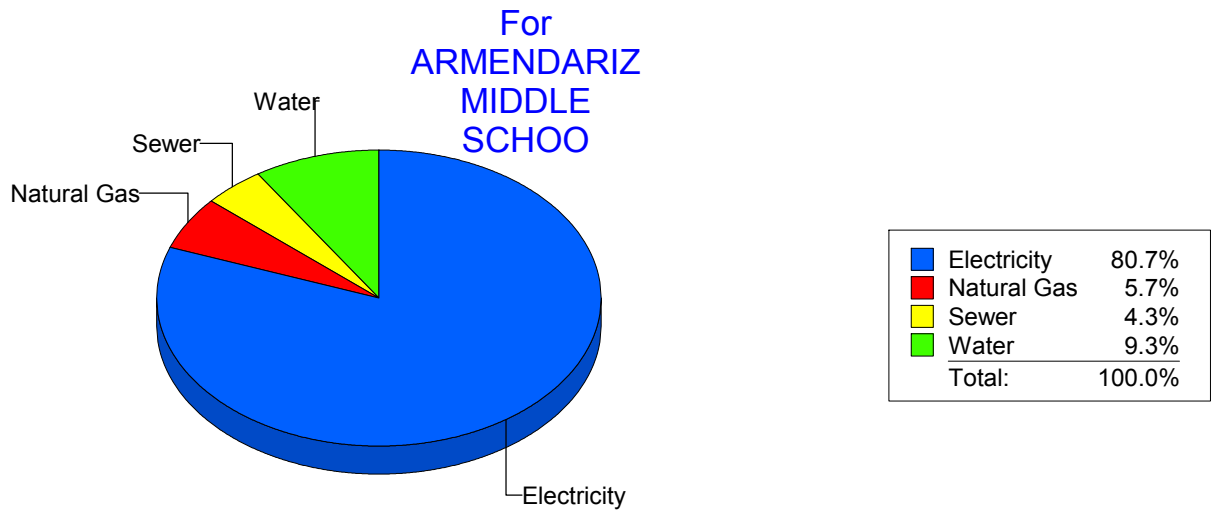
Energy CAP

Cost Avoidance Program

Cost Summary Graph

Grouped by Energy Type

Energy Type	Use	Units	Meter Cost	Special Charges	Total Cost	Avg Unit Cost	% of Total Cost
Site: ARMENDARIZ MIDDLE SCHOO - ARMENDARIZ MIDDLE SCHOO							
Electricity	75,500	KWH	\$9,941.91	\$0.00	\$9,941.91	0.1317	80.66%
Natural Gas	1,035	CCF	\$702.47	\$0.00	\$702.47	0.6787	5.70%
Water	511	CCF	\$1,145.24	\$0.00	\$1,145.24	2.2412	9.29%
Sewer	222	CCF	\$535.59	\$0.00	\$535.59	2.4126	4.35%
Total Cost:			\$12,325.21	\$0.00	\$12,325.21		



Filters: Cost Center Name Not Equal To DoNotReport; Billing Period Equal To 201410All Meter CodesAll Group Names

el Paso

Energy CAP

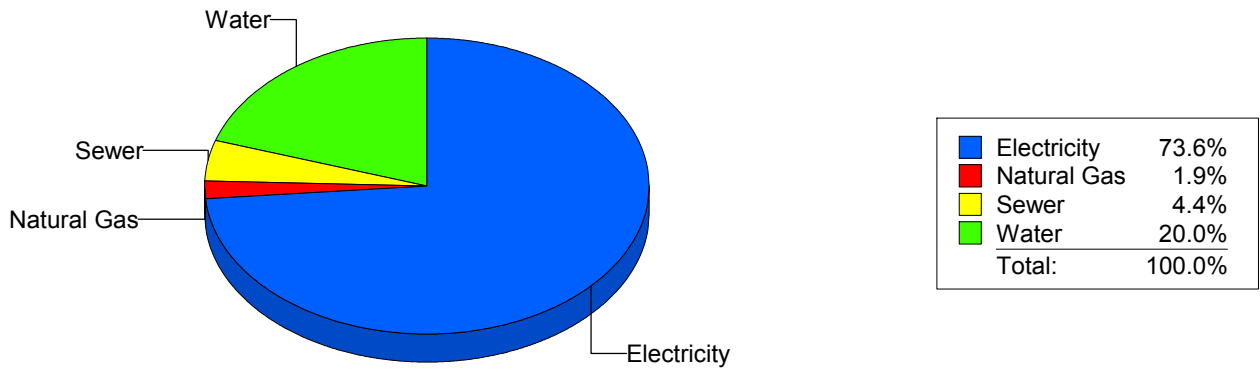
Cost Avoidance Program

Cost Summary Graph

Grouped by Energy Type

Energy Type	Use	Units	Meter Cost	Special Charges	Total Cost	Avg Unit Cost	% of Total Cost
Site: AUSTIN HIGH SCHOOL - AUSTIN HIGH SCHOOL							
Electricity	190,445	KWH	\$22,921.89	\$0.00	\$22,921.89	0.1204	73.64%
Natural Gas	632	CCF	\$606.38	\$0.00	\$606.38	0.9595	1.95%
Water	1,974	CCF	\$6,231.63	\$0.00	\$6,231.63	3.1569	20.02%
Sewer	560	CCF	\$1,365.90	\$0.00	\$1,365.90	2.4391	4.39%
Total Cost:			\$31,125.80	\$0.00	\$31,125.80		

For AUSTIN HIGH SCHOOL



Filters: Cost Center Name Not Equal To DoNotReport; Billing Period Equal To 201410All Meter CodesAll Group Names

elpaso

Energy CAP

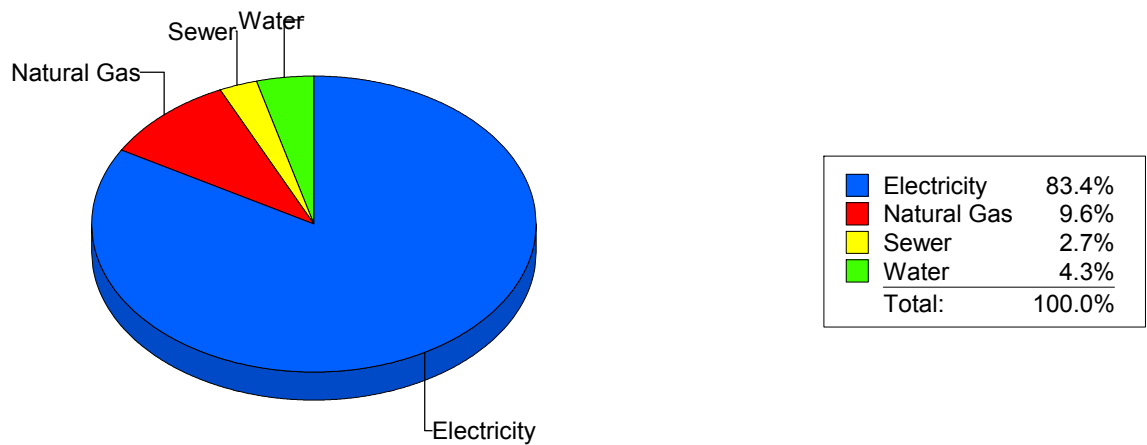
Cost Avoidance Program

Cost Summary Graph

Grouped by Energy Type

Energy Type	Use	Units	Meter Cost	Special Charges	Total Cost	Avg Unit Cost	% of Total Cost
Site: BARRON - BARRON							
Electricity	91,074	KWH	\$10,680.50	\$0.00	\$10,680.50	0.1173	83.41%
Natural Gas	1,775	CCF	\$1,228.60	\$0.00	\$1,228.60	0.6922	9.60%
Water	101	CCF	\$549.83	\$0.00	\$549.83	5.4439	4.29%
Sewer	66	CCF	\$345.45	\$0.00	\$345.45	5.2341	2.70%
Total Cost:			\$12,804.38	\$0.00	\$12,804.38		

For BARRON



Filters: Cost Center Name Not Equal To DoNotReport; Billing Period Equal To 201410All Meter CodesAll Group Names

elpaso

Energy CAP

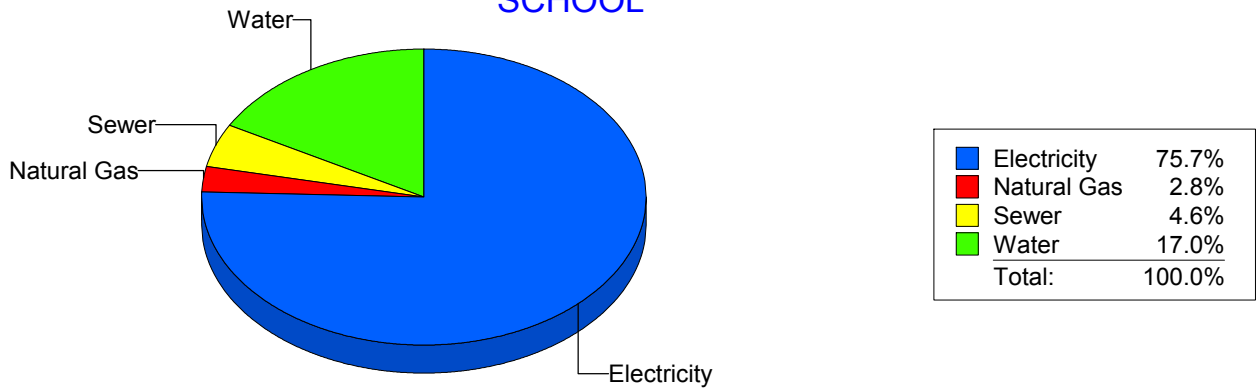
Cost Avoidance Program

Cost Summary Graph

Grouped by Energy Type

Energy Type	Use	Units	Meter Cost	Special Charges	Total Cost	Avg Unit Cost	% of Total Cost
Site: BASSET MIDDLE SCHOOL - BASSET MIDDLE SCHOOL							
Electricity	73,336	KWH	\$9,501.46	\$0.00	\$9,501.46	0.1296	75.65%
Natural Gas	327	CCF	\$351.80	\$0.00	\$351.80	1.0758	2.80%
Water	843	CCF	\$2,133.94	\$0.00	\$2,133.94	2.5314	16.99%
Sewer	307	CCF	\$572.49	\$0.00	\$572.49	1.8648	4.56%
Total Cost:			\$12,559.69	\$0.00	\$12,559.69		

For BASSET MIDDLE SCHOOL



Filters: Cost Center Name Not Equal To DoNotReport; Billing Period Equal To 201410All Meter CodesAll Group Names

elpaso

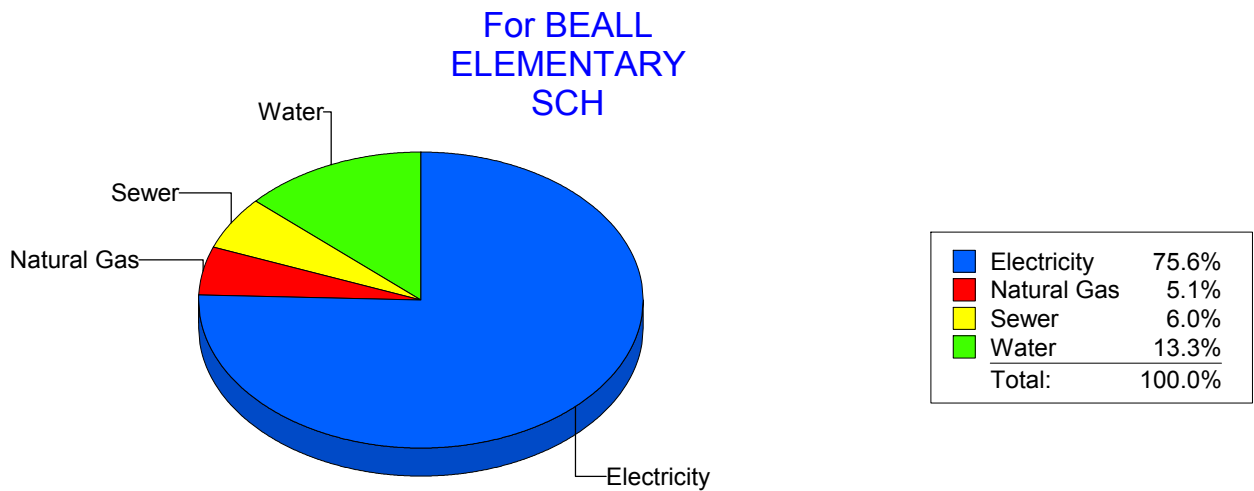
Energy CAP

Cost Avoidance Program

Cost Summary Graph

Grouped by Energy Type

Energy Type	Use	Units	Meter Cost	Special Charges	Total Cost	Avg Unit Cost	% of Total Cost
Site: BEALL ELEMENTARY SCH - BEALL ELEMENTARY SCH							
Electricity	26,106	KWH	\$3,412.30	\$0.00	\$3,412.30	0.1307	75.57%
Natural Gas	134	CCF	\$231.58	\$0.00	\$231.58	1.7282	5.13%
Water	212	CCF	\$599.67	\$0.00	\$599.67	2.8286	13.28%
Sewer	89	CCF	\$271.65	\$0.00	\$271.65	3.0522	6.02%
Total Cost:			\$4,515.20	\$0.00	\$4,515.20		



Filters: Cost Center Name Not Equal To DoNotReport; Billing Period Equal To 201410All Meter CodesAll Group Names

el Paso

Energy CAP

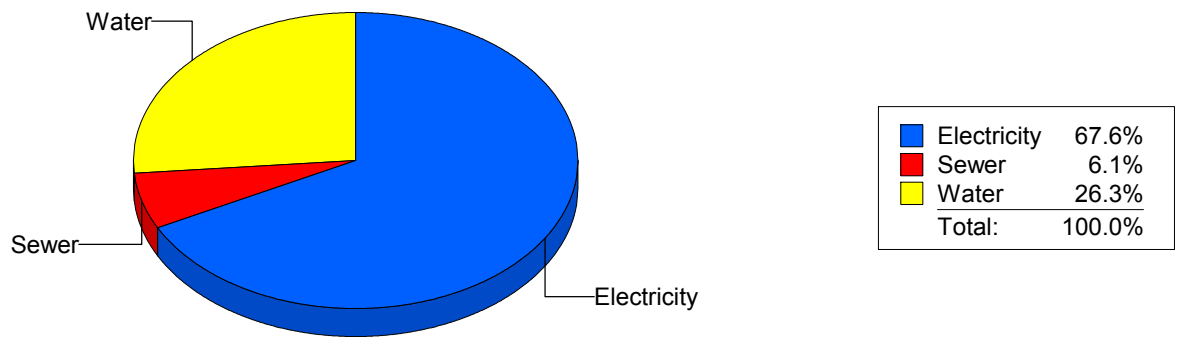
Cost Avoidance Program

Cost Summary Graph

Grouped by Energy Type

Energy Type	Use	Units	Meter Cost	Special Charges	Total Cost	Avg Unit Cost	% of Total Cost
Site: BLISS ELEMENTARY - BLISS ELEMENTARY							
Electricity	28,582	KWH	\$3,940.72	\$0.00	\$3,940.72	0.1379	67.59%
Water	490	CCF	\$1,535.26	\$0.00	\$1,535.26	3.1332	26.33%
Sewer	149	CCF	\$354.45	\$0.00	\$354.45	2.3789	6.08%
Total Cost:			\$5,830.43	\$0.00	\$5,830.43		

For BLISS ELEMENTARY



Filters: Cost Center Name Not Equal To DoNotReport; Billing Period Equal To 201410All Meter CodesAll Group Names

elpaso

Energy CAP

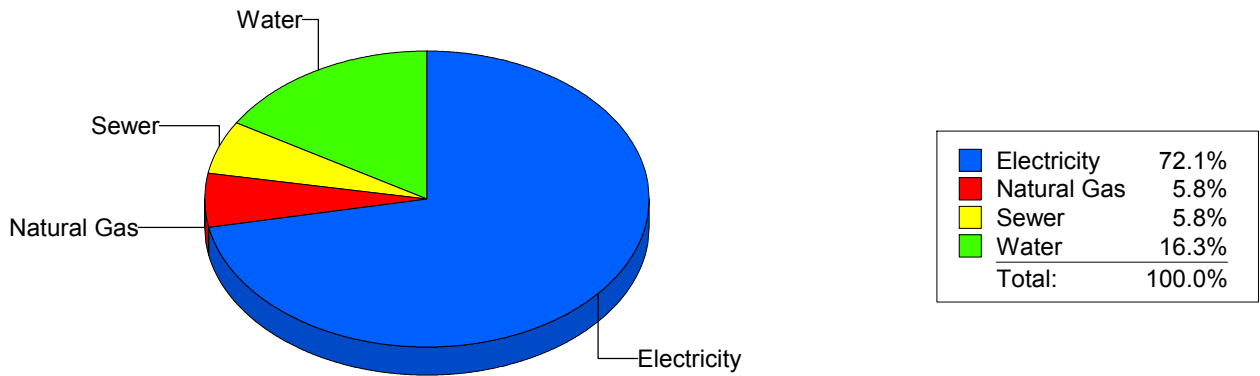
Cost Avoidance Program

Cost Summary Graph

Grouped by Energy Type

Energy Type	Use	Units	Meter Cost	Special Charges	Total Cost	Avg Unit Cost	% of Total Cost
Site: BOND - BOND ELEMENTARY							
Electricity	32,136	KWH	\$4,654.29	\$0.00	\$4,654.29	0.1448	72.05%
Natural Gas	366	CCF	\$376.60	\$0.00	\$376.60	1.0290	5.83%
Water	332	CCF	\$1,050.98	\$0.00	\$1,050.98	3.1656	16.27%
Sewer	117	CCF	\$377.61	\$0.00	\$377.61	3.2274	5.85%
Total Cost:			\$6,459.48	\$0.00	\$6,459.48		

For BOND ELEMENTARY



Filters: Cost Center Name Not Equal To DoNotReport; Billing Period Equal To 201410All Meter CodesAll Group Names

elpaso

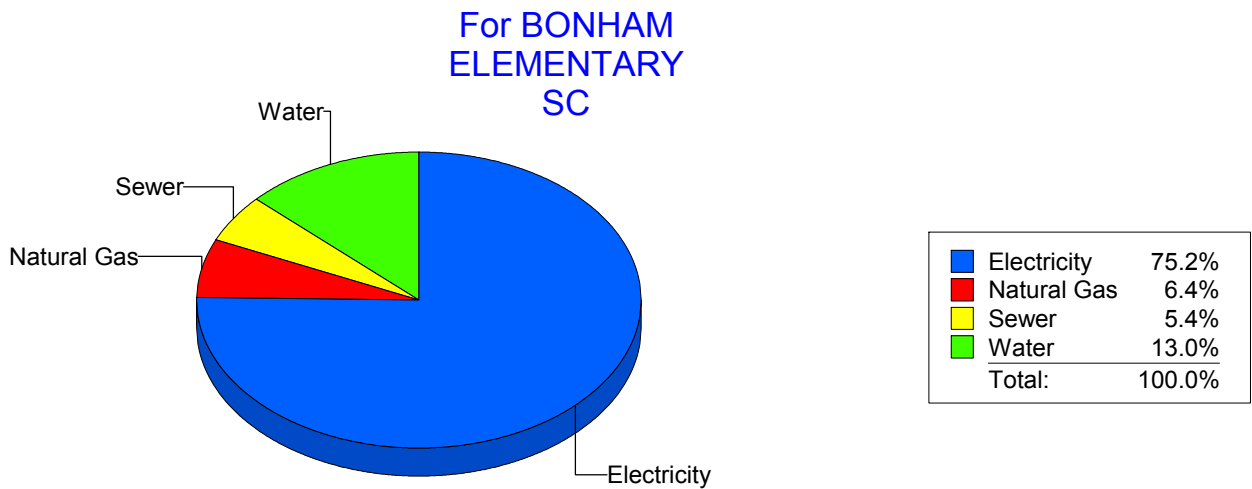
Energy CAP

Cost Avoidance Program

Cost Summary Graph

Grouped by Energy Type

Energy Type	Use	Units	Meter Cost	Special Charges	Total Cost	Avg Unit Cost	% of Total Cost
Site: BONHAM ELEMENTARY SC - BONHAM ELEMENTARY SC							
Electricity	27,376	KWH	\$4,304.29	\$0.00	\$4,304.29	0.1572	75.20%
Natural Gas	478	CCF	\$366.23	\$0.00	\$366.23	0.7662	6.40%
Water	291	CCF	\$746.50	\$0.00	\$746.50	2.5653	13.04%
Sewer	127	CCF	\$307.02	\$0.00	\$307.02	2.4175	5.36%
Total Cost:			\$5,724.04	\$0.00	\$5,724.04		



Filters: Cost Center Name Not Equal To DoNotReport; Billing Period Equal To 201410All Meter CodesAll Group Names

elpaso

Energy CAP

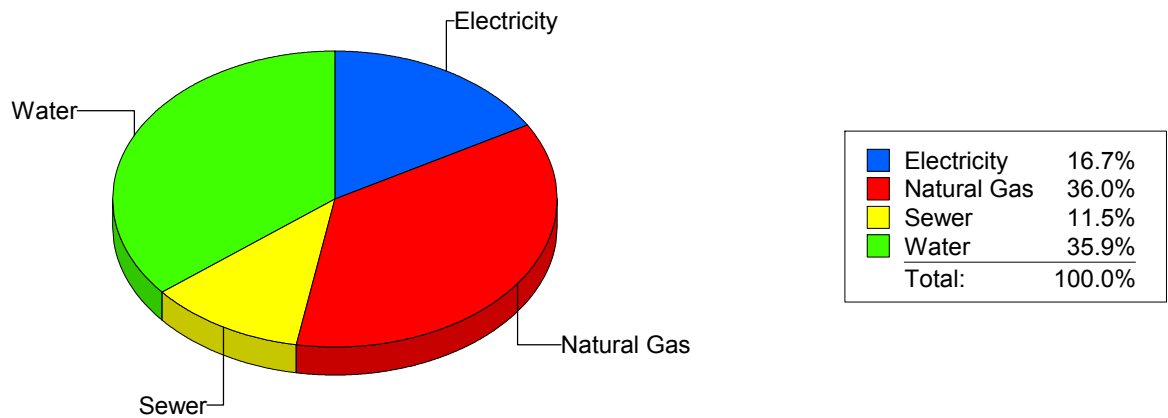
Cost Avoidance Program

Cost Summary Graph

Grouped by Energy Type

Energy Type	Use	Units	Meter Cost	Special Charges	Total Cost	Avg Unit Cost	% of Total Cost
Site: BOWIE HIGH SCHOOL - BOWIE HIGH SCHOOL							
Electricity	328,863	KWH	\$1,676.82	\$0.00	\$1,676.82	0.0051	16.69%
Natural Gas	5,790	CCF	\$3,613.15	\$0.00	\$3,613.15	0.6240	35.96%
Water	2,347	CCF	\$3,605.37	\$0.00	\$3,605.37	1.5362	35.88%
Sewer	513	CCF	\$1,153.32	\$0.00	\$1,153.32	2.2482	11.48%
Total Cost:			\$10,048.66	\$0.00	\$10,048.66		

For BOWIE HIGH SCHOOL



Filters: Cost Center Name Not Equal To DoNotReport; Billing Period Equal To 201410All Meter CodesAll Group Names

el Paso

Energy CAP

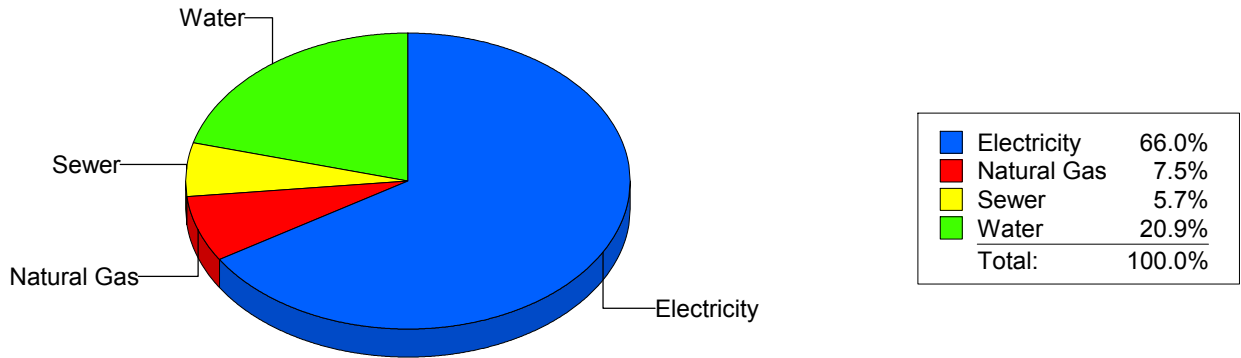
Cost Avoidance Program

Cost Summary Graph

Grouped by Energy Type

Energy Type	Use	Units	Meter Cost	Special Charges	Total Cost	Avg Unit Cost	% of Total Cost
Site: BRADLEY ELEMENTARY - BRADLEY ELEMENTARY							
Electricity	29,300	KWH	\$3,599.90	\$0.00	\$3,599.90	0.1229	65.97%
Natural Gas	545	CCF	\$407.09	\$0.00	\$407.09	0.7470	7.46%
Water	265	CCF	\$1,138.87	\$0.00	\$1,138.87	4.2976	20.87%
Sewer	59	CCF	\$310.65	\$0.00	\$310.65	5.2653	5.69%
Total Cost:			\$5,456.51	\$0.00	\$5,456.51		

For BRADLEY ELEMENTARY



Filters: Cost Center Name Not Equal To DoNotReport; Billing Period Equal To 201410All Meter CodesAll Group Names

elpaso

Energy CAP

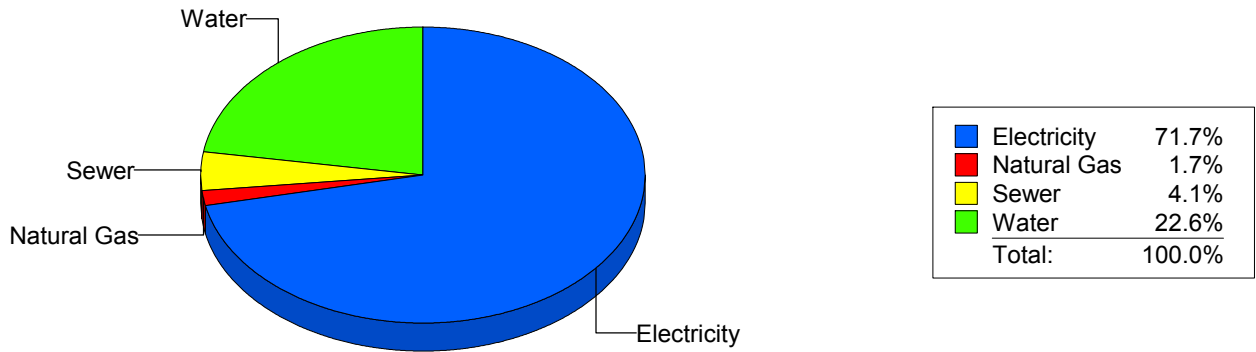
Cost Avoidance Program

Cost Summary Graph

Grouped by Energy Type

Energy Type	Use	Units	Meter Cost	Special Charges	Total Cost	Avg Unit Cost	% of Total Cost
Site: BROWN MIDDLE SCHOOL - BROWN MIDDLE SCHOOL							
Electricity	122,000	KWH	\$13,612.25	\$0.00	\$13,612.25	0.1116	71.68%
Natural Gas	402	CCF	\$318.80	\$0.00	\$318.80	0.7930	1.68%
Water	1,360	CCF	\$4,287.18	\$0.00	\$4,287.18	3.1523	22.58%
Sewer	393	CCF	\$771.57	\$0.00	\$771.57	1.9633	4.06%
Total Cost:			\$18,989.80	\$0.00	\$18,989.80		

For BROWN MIDDLE SCHOOL



Filters: Cost Center Name Not Equal To DoNotReport; Billing Period Equal To 201410All Meter CodesAll Group Names

elpaso

Energy CAP

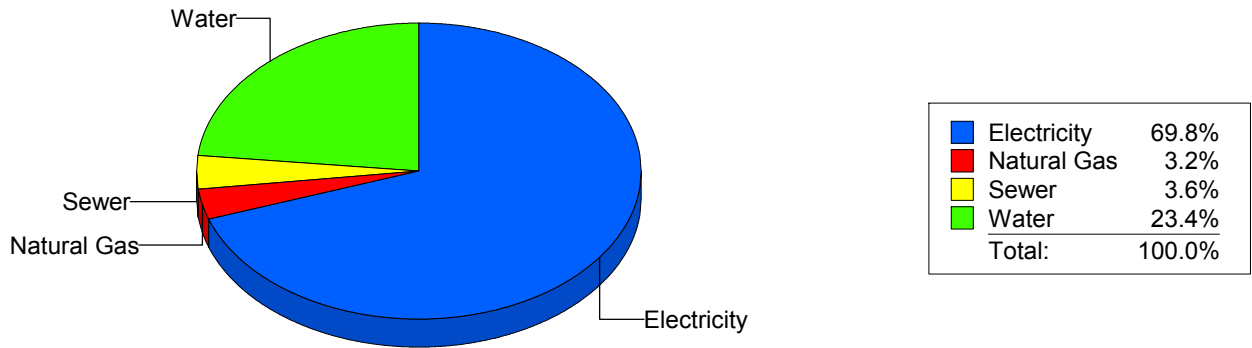
Cost Avoidance Program

Cost Summary Graph

Grouped by Energy Type

Energy Type	Use	Units	Meter Cost	Special Charges	Total Cost	Avg Unit Cost	% of Total Cost
Site: BURGESS HIGH SCHOOL - BURGESS HIGH SCHOOL							
Electricity	136,338	KWH	\$16,601.32	\$0.00	\$16,601.32	0.1218	69.84%
Natural Gas	873	CCF	\$754.17	\$0.00	\$754.17	0.8639	3.17%
Water	1,543	CCF	\$5,560.95	\$0.00	\$5,560.95	3.6040	23.39%
Sewer	345	CCF	\$854.16	\$0.00	\$854.16	2.4758	3.59%
Total Cost:			\$23,770.60	\$0.00	\$23,770.60		

For BURGESS HIGH SCHOOL



Filters: Cost Center Name Not Equal To DoNotReport; Billing Period Equal To 201410All Meter CodesAll Group Names

elpaso

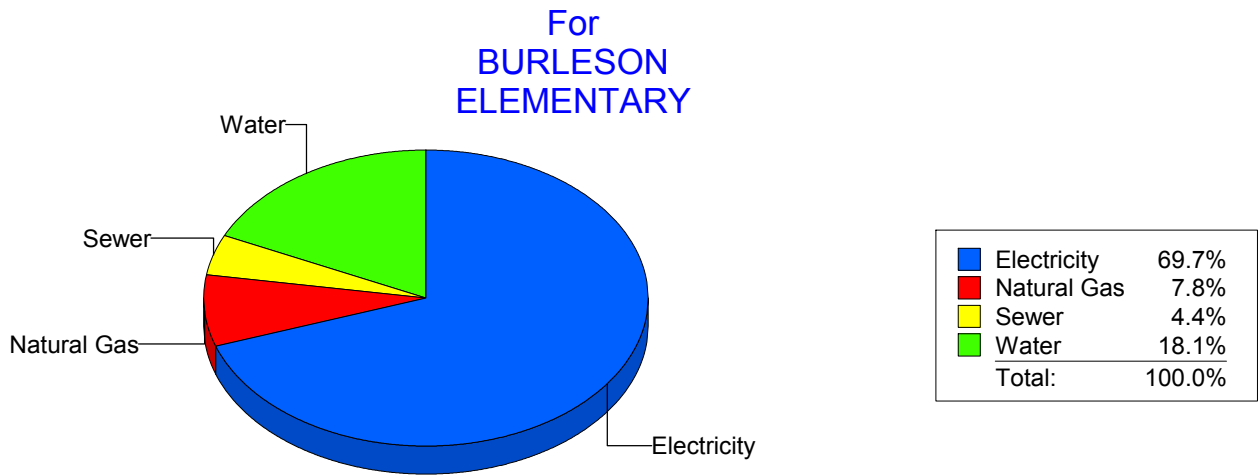
Energy CAP

Cost Avoidance Program

Cost Summary Graph

Grouped by Energy Type

Energy Type	Use	Units	Meter Cost	Special Charges	Total Cost	Avg Unit Cost	% of Total Cost
Site: BURLESON ELEMENTARY - BURLESON ELEMENTARY							
Electricity	27,636	KWH	\$3,715.13	\$0.00	\$3,715.13	0.1344	69.73%
Natural Gas	309	CCF	\$413.94	\$0.00	\$413.94	1.3396	7.77%
Water	313	CCF	\$963.53	\$0.00	\$963.53	3.0784	18.08%
Sewer	73	CCF	\$235.38	\$0.00	\$235.38	3.2244	4.42%
Total Cost:			\$5,327.98	\$0.00	\$5,327.98		



Filters: Cost Center Name Not Equal To DoNotReport; Billing Period Equal To 201410All Meter CodesAll Group Names

elpaso

Energy CAP

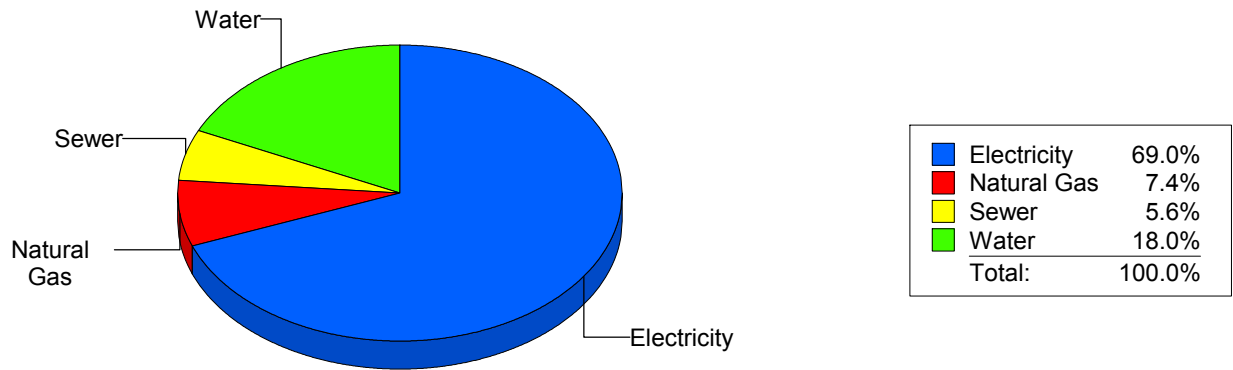
Cost Avoidance Program

Cost Summary Graph

Grouped by Energy Type

Energy Type	Use	Units	Meter Cost	Special Charges	Total Cost	Avg Unit Cost	% of Total Cost
Site: BURNET ELEMENTARY - BURNET ELEMENTARY							
Electricity	23,576	KWH	\$3,455.04	\$0.00	\$3,455.04	0.1465	69.04%
Natural Gas	232	CCF	\$372.34	\$0.00	\$372.34	1.6049	7.44%
Water	304	CCF	\$898.55	\$0.00	\$898.55	2.9558	17.96%
Sewer	104	CCF	\$278.16	\$0.00	\$278.16	2.6746	5.56%
Total Cost:			\$5,004.09	\$0.00	\$5,004.09		

For BURNET ELEMENTARY



Filters: Cost Center Name Not Equal To DoNotReport; Billing Period Equal To 201410All Meter CodesAll Group Names

elpaso

Energy CAP

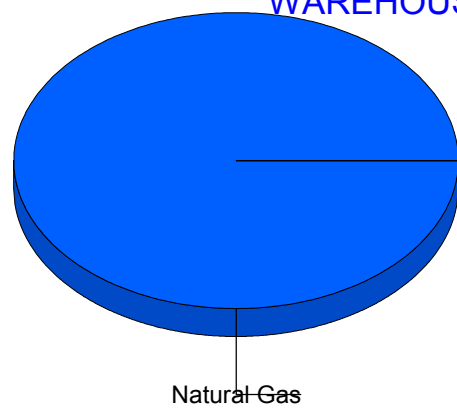
Cost Avoidance Program

Cost Summary Graph

Grouped by Energy Type

Energy Type	Use	Units	Meter Cost	Special Charges	Total Cost	Avg Unit Cost	% of Total Cost
Site: BUTTERFIELDTRAILWAREHOUSE - BUTTERFIELD TRAIL WAREHOUSE							
Natural Gas		0 CCF	\$80.07	\$0.00	\$80.07	0.0000	100.00%
Total Cost:			\$80.07	\$0.00	\$80.07		

For
BUTTERFIELD
TRAIL
WAREHOUSE



■	Natural Gas	100.0%
Total:		100.0%

Filters: Cost Center Name Not Equal To DoNotReport; Billing Period Equal To 201410All Meter CodesAll Group Names

elpaso

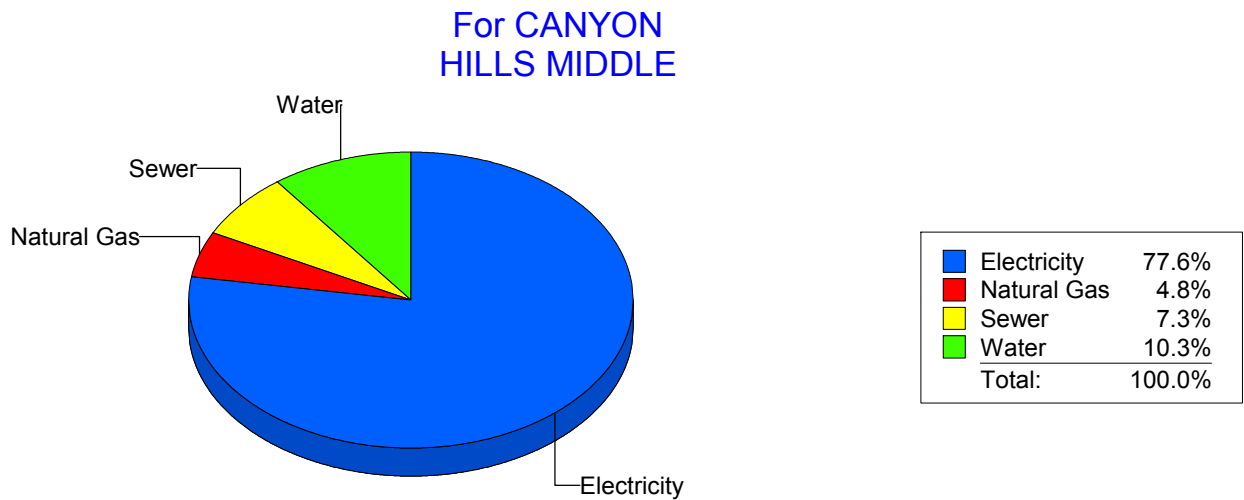
Energy CAP

Cost Avoidance Program

Cost Summary Graph

Grouped by Energy Type

Energy Type	Use	Units	Meter Cost	Special Charges	Total Cost	Avg Unit Cost	% of Total Cost
Site: CANYON HILLS MIDDLE - CANYON HILLS MIDDLE							
Electricity	80,160	KWH	\$9,081.84	\$0.00	\$9,081.84	0.1133	77.61%
Natural Gas	678	CCF	\$560.68	\$0.00	\$560.68	0.8270	4.79%
Water	482	CCF	\$1,202.45	\$0.00	\$1,202.45	2.4947	10.28%
Sewer	289	CCF	\$857.28	\$0.00	\$857.28	2.9664	7.33%
Total Cost:			\$11,702.25	\$0.00	\$11,702.25		



Filters: Cost Center Name Not Equal To DoNotReport; Billing Period Equal To 201410All Meter CodesAll Group Names

elpaso

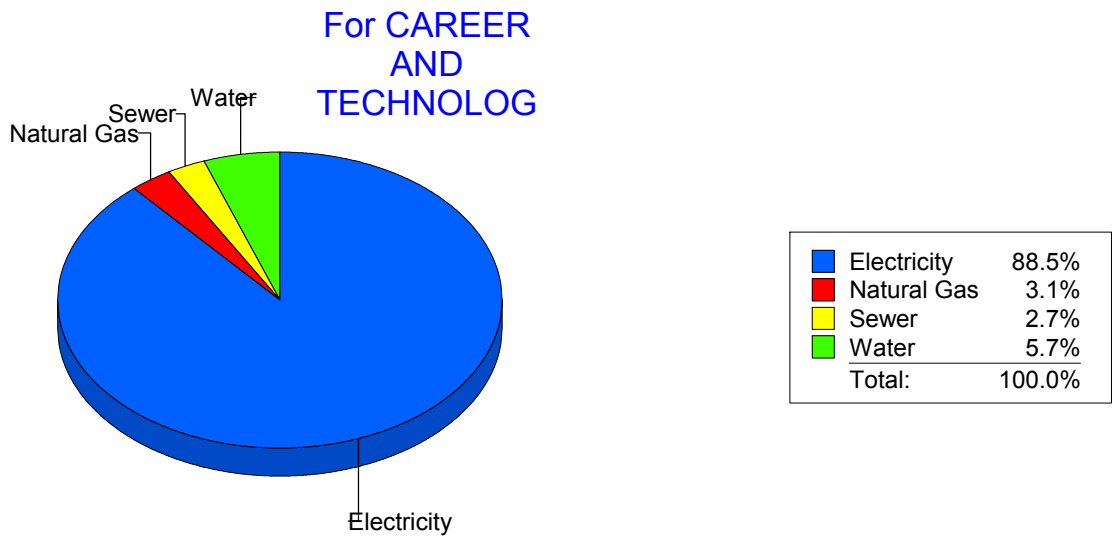
Energy CAP

Cost Avoidance Program

Cost Summary Graph

Grouped by Energy Type

Energy Type	Use	Units	Meter Cost	Special Charges	Total Cost	Avg Unit Cost	% of Total Cost
Site: CAREER AND TECHNOLOG - CAREER AND TECHNOLOG							
Electricity	107,452	KWH	\$12,662.75	\$0.00	\$12,662.75	0.1178	88.54%
Natural Gas	603	CCF	\$442.05	\$0.00	\$442.05	0.7331	3.09%
Water	258	CCF	\$811.81	\$0.00	\$811.81	3.1466	5.68%
Sewer	132	CCF	\$384.50	\$0.00	\$384.50	2.9129	2.69%
Total Cost:			\$14,301.11	\$0.00	\$14,301.11		



Filters: Cost Center Name Not Equal To DoNotReport; Billing Period Equal To 201410All Meter CodesAll Group Names

elpaso

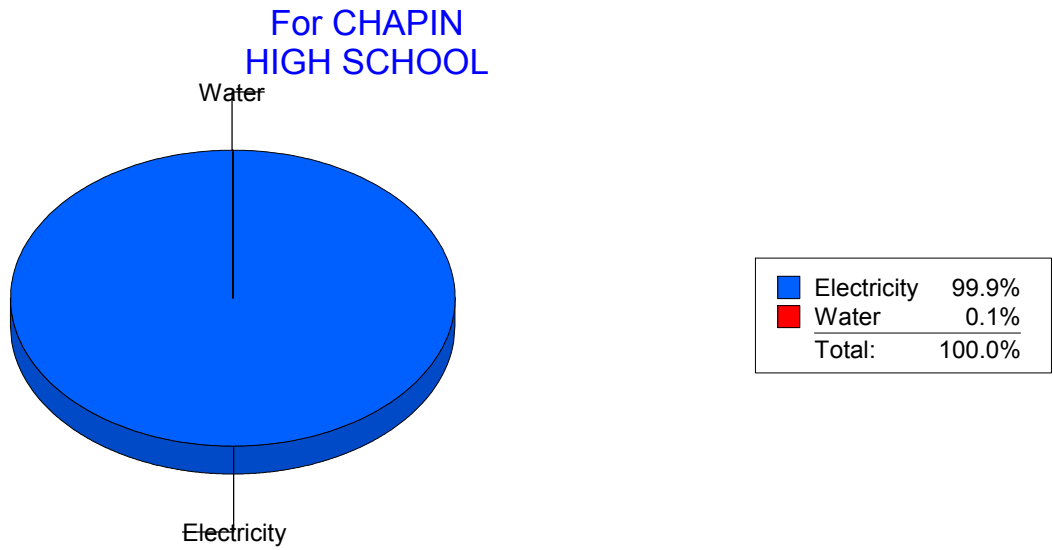
Energy CAP

Cost Avoidance Program

Cost Summary Graph

Grouped by Energy Type

Energy Type	Use	Units	Meter Cost	Special Charges	Total Cost	Avg Unit Cost	% of Total Cost
Site: CHAPIN HIGH SCHOOL - CHAPIN HIGH SCHOOL							
Electricity	331,829	KWH	\$35,644.14	\$0.00	\$35,644.14	0.1074	99.87%
Water	0	CCF	\$47.20	\$0.00	\$47.20	0.0000	0.13%
Total Cost:			\$35,691.34	\$0.00	\$35,691.34		



Filters: Cost Center Name Not Equal To DoNotReport; Billing Period Equal To 201410All Meter CodesAll Group Names

elpaso

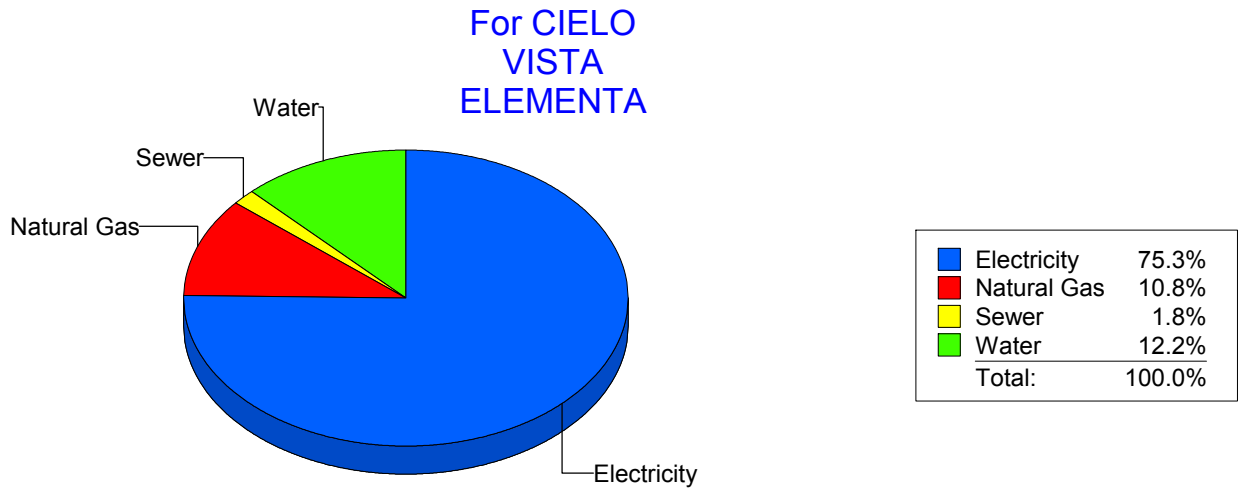
Energy CAP

Cost Avoidance Program

Cost Summary Graph

Grouped by Energy Type

Energy Type	Use	Units	Meter Cost	Special Charges	Total Cost	Avg Unit Cost	% of Total Cost
Site: CIELO VISTA ELEMENTA - CIELO VISTA ELEMENTA							
Electricity	67,220	KWH	\$9,086.15	\$0.00	\$9,086.15	0.1352	75.27%
Natural Gas	1,906	CCF	\$1,300.67	\$0.00	\$1,300.67	0.6824	10.78%
Water	461	CCF	\$1,469.12	\$0.00	\$1,469.12	3.1868	12.17%
Sewer	48	CCF	\$215.07	\$0.00	\$215.07	4.4806	1.78%
Total Cost:			\$12,071.01	\$0.00	\$12,071.01		



Filters: Cost Center Name Not Equal To DoNotReport; Billing Period Equal To 201410All Meter CodesAll Group Names

el paso

Energy CAP

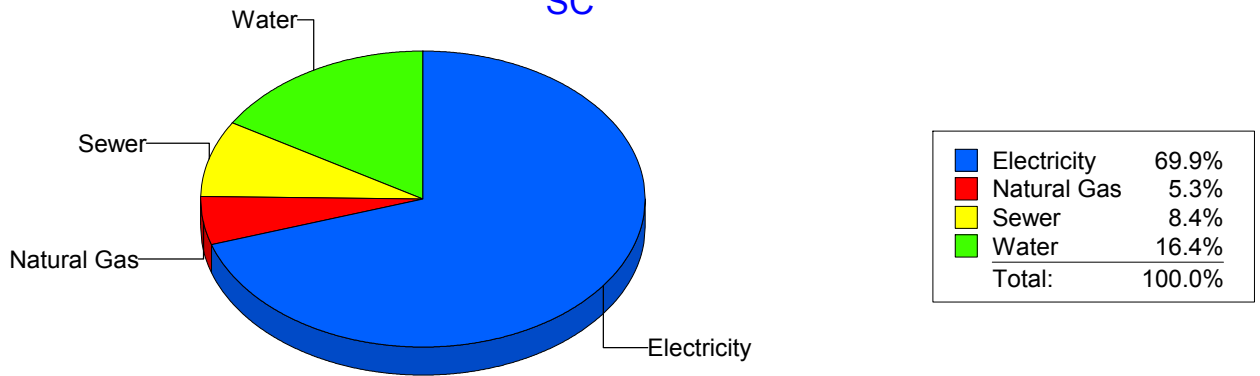
Cost Avoidance Program

Cost Summary Graph

Grouped by Energy Type

Energy Type	Use	Units	Meter Cost	Special Charges	Total Cost	Avg Unit Cost	% of Total Cost
Site: CLARDY ELEMENTARY SC - CLARDY ELEMENTARY SC							
Electricity	33,472	KWH	\$4,616.47	\$0.00	\$4,616.47	0.1379	69.89%
Natural Gas	321	CCF	\$348.29	\$0.00	\$348.29	1.0850	5.27%
Water	461	CCF	\$1,083.40	\$0.00	\$1,083.40	2.3501	16.40%
Sewer	247	CCF	\$557.01	\$0.00	\$557.01	2.2551	8.43%
Total Cost:			\$6,605.17	\$0.00	\$6,605.17		

For CLARDY
ELEMENTARY
SC



Filters: Cost Center Name Not Equal To DoNotReport; Billing Period Equal To 201410All Meter CodesAll Group Names

elpaso

Energy CAP

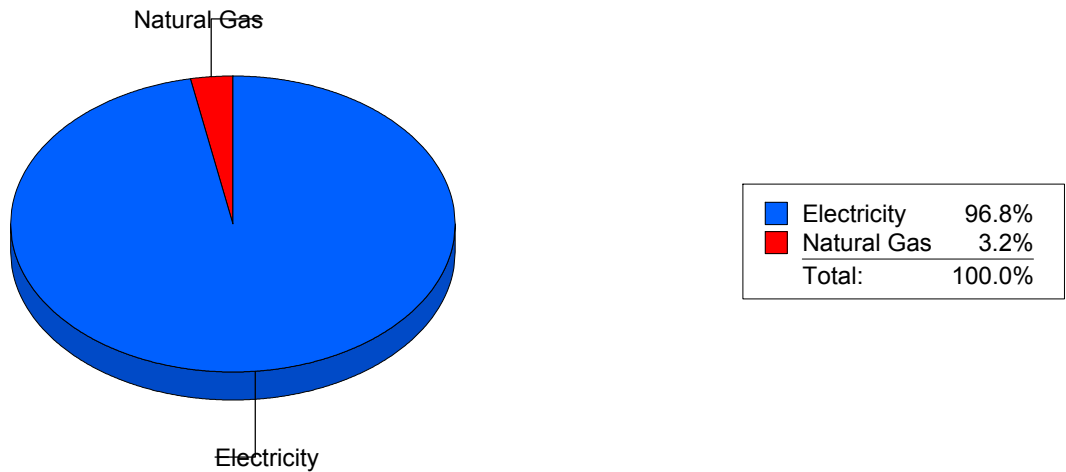
Cost Avoidance Program

Cost Summary Graph

Grouped by Energy Type

Energy Type	Use	Units	Meter Cost	Special Charges	Total Cost	Avg Unit Cost	% of Total Cost
Site: CLENDININ - CLENDININ							
Electricity	48,516	KWH	\$6,574.35	\$0.00	\$6,574.35	0.1355	96.84%
Natural Gas	235	CCF	\$214.54	\$0.00	\$214.54	0.9129	3.16%
Total Cost:			\$6,788.89	\$0.00	\$6,788.89		

For CLENDININ



Filters: Cost Center Name Not Equal To DoNotReport; Billing Period Equal To 201410All Meter CodesAll Group Names

elpaso

Energy CAP

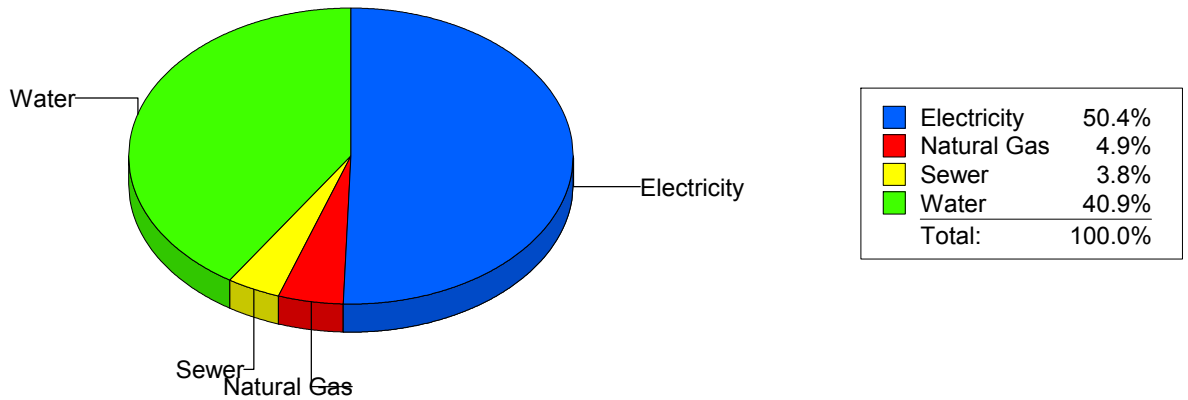
Cost Avoidance Program

Cost Summary Graph

Grouped by Energy Type

Energy Type	Use	Units	Meter Cost	Special Charges	Total Cost	Avg Unit Cost	% of Total Cost
Site: COLDWELL INTERMEDIAT - COLDWELL INTERMEDIAT							
Electricity	5,784	KWH	\$3,897.17	\$0.00	\$3,897.17	0.6738	50.42%
Natural Gas	242	CCF	\$378.32	\$0.00	\$378.32	1.5633	4.89%
Water	667	CCF	\$3,160.90	\$0.00	\$3,160.90	4.7390	40.89%
Sewer	76	CCF	\$293.03	\$0.00	\$293.03	3.8557	3.79%
Total Cost:			\$7,729.42	\$0.00	\$7,729.42		

For
COLDWELL
INTERMEDIAT



Filters: Cost Center Name Not Equal To DoNotReport; Billing Period Equal To 201410All Meter CodesAll Group Names

el paso

Energy CAP

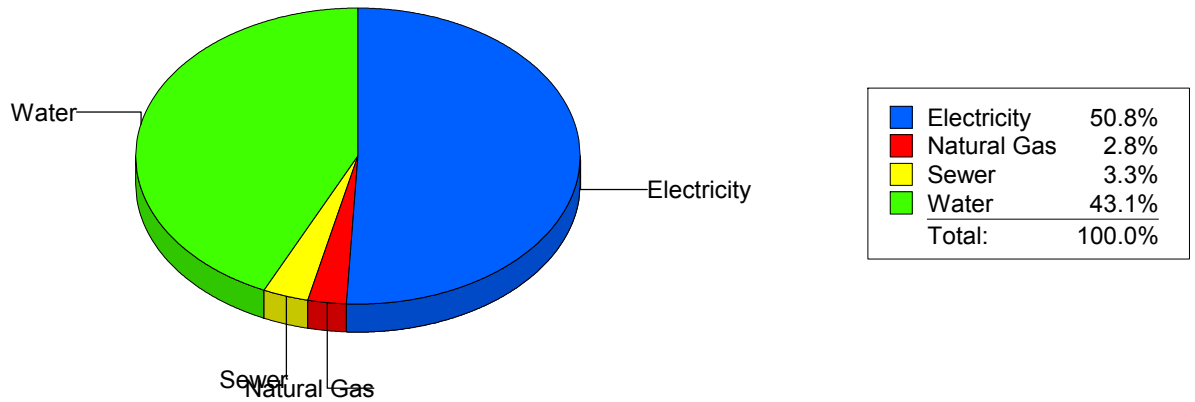
Cost Avoidance Program

Cost Summary Graph

Grouped by Energy Type

Energy Type	Use	Units	Meter Cost	Special Charges	Total Cost	Avg Unit Cost	% of Total Cost
Site: COLLINS ELEMENTARY - COLLINS ELEMENTARY							
Electricity	50,958	KWH	\$6,360.96	\$0.00	\$6,360.96	0.1248	50.83%
Natural Gas	316	CCF	\$345.19	\$0.00	\$345.19	1.0924	2.76%
Water	1,264	CCF	\$5,395.64	\$0.00	\$5,395.64	4.2687	43.12%
Sewer	191	CCF	\$412.41	\$0.00	\$412.41	2.1592	3.30%
Total Cost:			\$12,514.20	\$0.00	\$12,514.20		

For COLLINS ELEMENTARY



Filters: Cost Center Name Not Equal To DoNotReport; Billing Period Equal To 201410All Meter CodesAll Group Names

elpaso

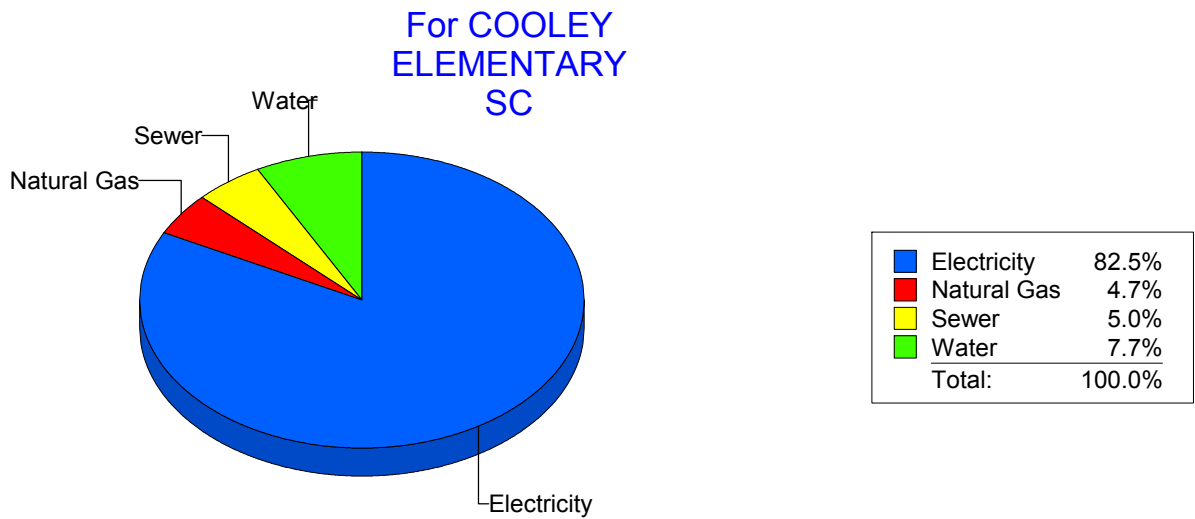
Energy CAP

Cost Avoidance Program

Cost Summary Graph

Grouped by Energy Type

Energy Type	Use	Units	Meter Cost	Special Charges	Total Cost	Avg Unit Cost	% of Total Cost
Site: COOLEY ELEMENTARY SC - COOLEY ELEMENTARY SC							
Electricity	87,800	KWH	\$9,934.97	\$0.00	\$9,934.97	0.1132	82.49%
Natural Gas	683	CCF	\$570.35	\$0.00	\$570.35	0.8351	4.74%
Water	265	CCF	\$932.89	\$0.00	\$932.89	3.5203	7.75%
Sewer	146	CCF	\$605.78	\$0.00	\$605.78	4.1492	5.03%
Total Cost:			\$12,043.99	\$0.00	\$12,043.99		



Filters: Cost Center Name Not Equal To DoNotReport; Billing Period Equal To 201410All Meter CodesAll Group Names

el paso

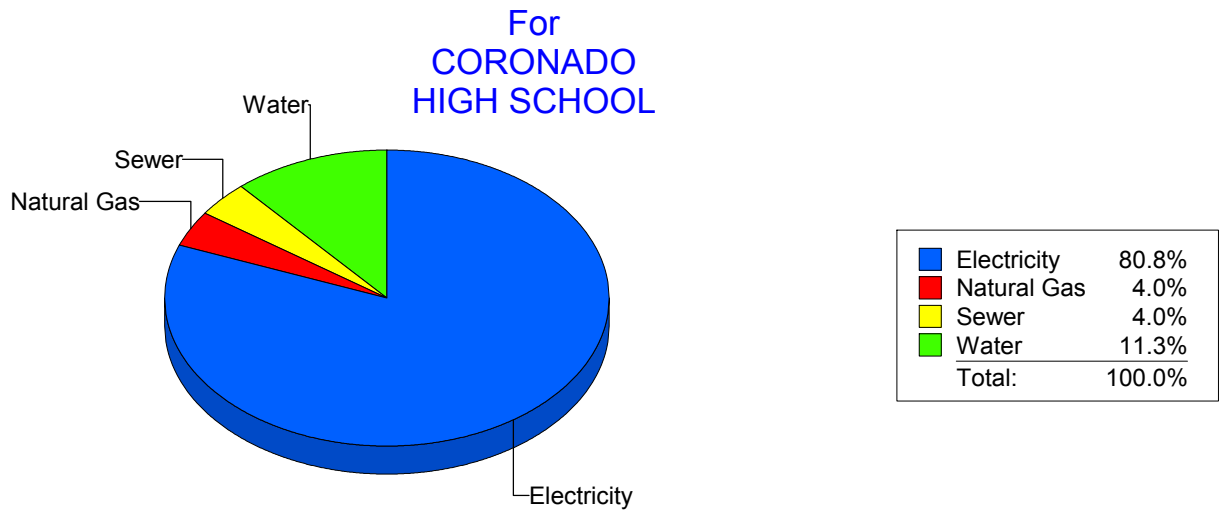
Energy CAP

Cost Avoidance Program

Cost Summary Graph

Grouped by Energy Type

Energy Type	Use	Units	Meter Cost	Special Charges	Total Cost	Avg Unit Cost	% of Total Cost
Site: CORONADO HIGH SCHOOL - CORONADO HIGH SCHOOL							
Electricity	255,351	KWH	\$31,682.24	\$0.00	\$31,682.24	0.1241	80.76%
Natural Gas	2,235	CCF	\$1,583.41	\$0.00	\$1,583.41	0.7085	4.04%
Water	2,031	CCF	\$4,415.83	\$0.00	\$4,415.83	2.1742	11.26%
Sewer	893	CCF	\$1,550.75	\$0.00	\$1,550.75	1.7366	3.95%
Total Cost:			\$39,232.23	\$0.00	\$39,232.23		



Filters: Cost Center Name Not Equal To DoNotReport; Billing Period Equal To 201410All Meter CodesAll Group Names

elpaso

Energy CAP

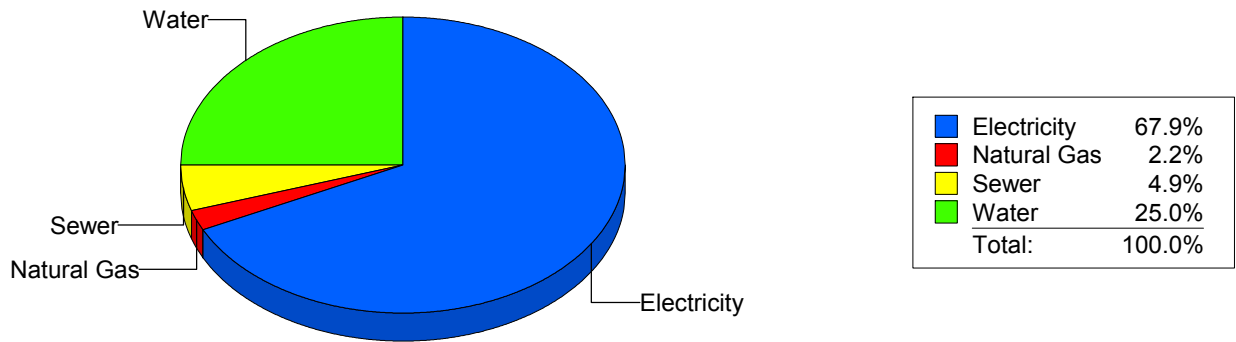
Cost Avoidance Program

Cost Summary Graph

Grouped by Energy Type

Energy Type	Use	Units	Meter Cost	Special Charges	Total Cost	Avg Unit Cost	% of Total Cost
Site: CROCKETT - CROCKETT ELEMENTARY							
Electricity	31,200	KWH	\$4,112.74	\$0.00	\$4,112.74	0.1318	67.85%
Natural Gas	108	CCF	\$135.27	\$0.00	\$135.27	1.2525	2.23%
Water	446	CCF	\$1,517.22	\$0.00	\$1,517.22	3.4018	25.03%
Sewer	117	CCF	\$296.10	\$0.00	\$296.10	2.5308	4.89%
Total Cost:			\$6,061.33	\$0.00	\$6,061.33		

For
CROCKETT
ELEMENTARY



Filters: Cost Center Name Not Equal To DoNotReport; Billing Period Equal To 201410All Meter CodesAll Group Names

elpaso

Energy CAP

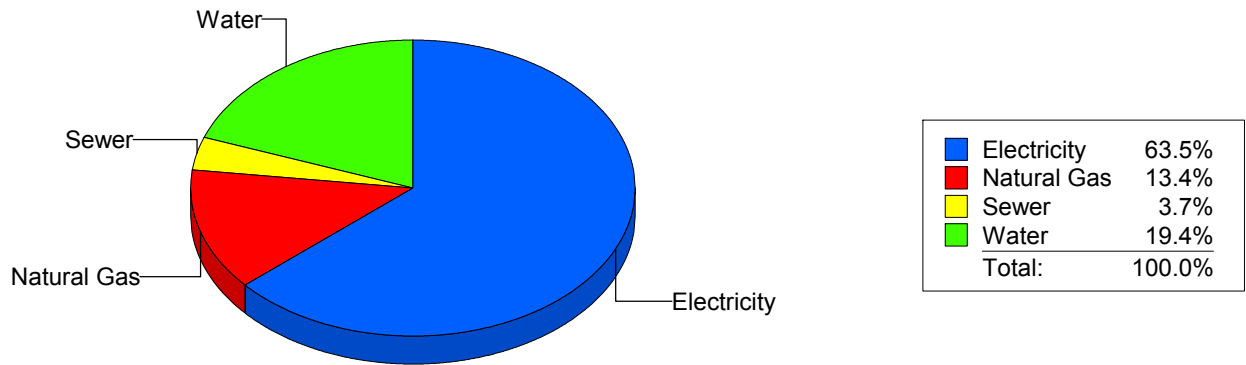
Cost Avoidance Program

Cost Summary Graph

Grouped by Energy Type

Energy Type	Use	Units	Meter Cost	Special Charges	Total Cost	Avg Unit Cost	% of Total Cost
Site: CROSBY ELEMENTARY - CROSBY ELEMENTARY							
Electricity	34,785	KWH	\$4,520.53	\$0.00	\$4,520.53	0.1300	63.54%
Natural Gas	1,317	CCF	\$952.52	\$0.00	\$952.52	0.7232	13.39%
Water	377	CCF	\$1,378.13	\$0.00	\$1,378.13	3.6555	19.37%
Sewer	93	CCF	\$262.98	\$0.00	\$262.98	2.8277	3.70%
Total Cost:			\$7,114.16	\$0.00	\$7,114.16		

For CROSBY ELEMENTARY



Filters: Cost Center Name Not Equal To DoNotReport; Billing Period Equal To 201410All Meter CodesAll Group Names

elpaso

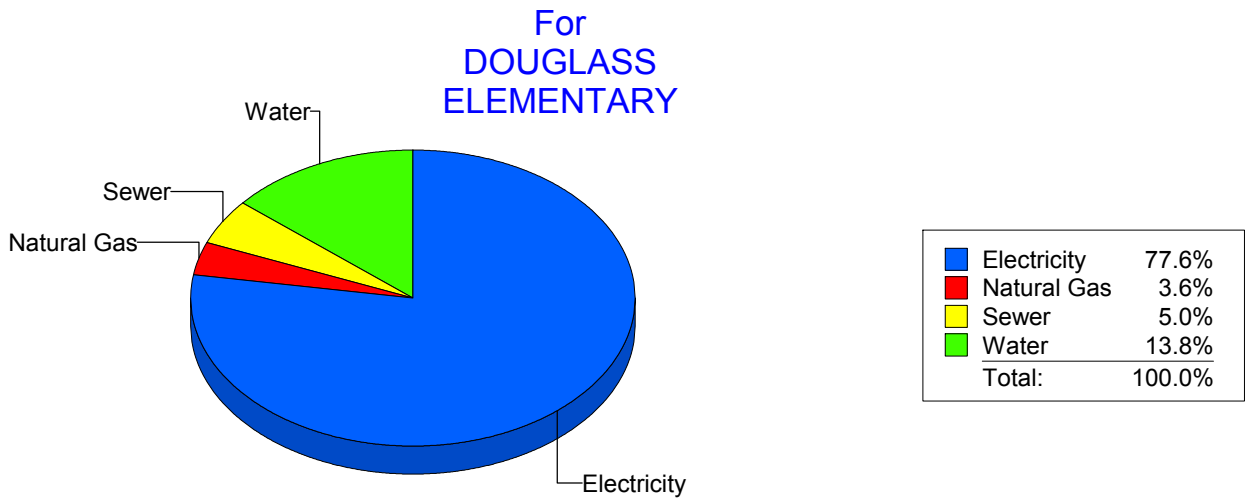
Energy CAP

Cost Avoidance Program

Cost Summary Graph

Grouped by Energy Type

Energy Type	Use	Units	Meter Cost	Special Charges	Total Cost	Avg Unit Cost	% of Total Cost
Site: DOUGLASS ELEMENTARY - DOUGLASS ELEMENTARY							
Electricity	6,805	KWH	\$5,245.88	\$0.00	\$5,245.88	0.7709	77.58%
Natural Gas	150	CCF	\$241.57	\$0.00	\$241.57	1.6105	3.57%
Water	316	CCF	\$934.64	\$0.00	\$934.64	2.9577	13.82%
Sewer	112	CCF	\$340.23	\$0.00	\$340.23	3.0378	5.03%
Total Cost:			\$6,762.32	\$0.00	\$6,762.32		



Filters: Cost Center Name Not Equal To DoNotReport; Billing Period Equal To 201410All Meter CodesAll Group Names

elpaso

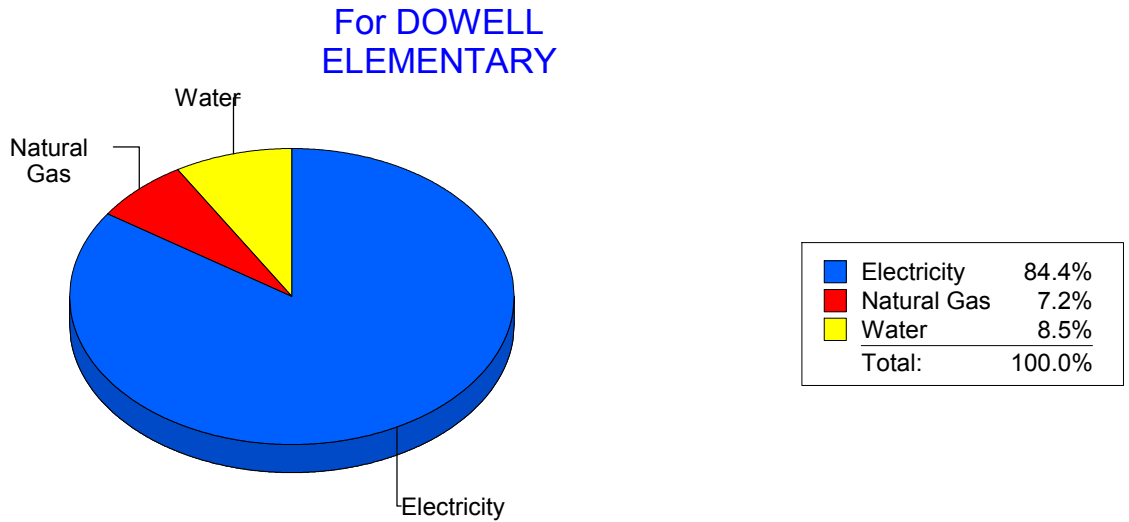
Energy CAP

Cost Avoidance Program

Cost Summary Graph

Grouped by Energy Type

Energy Type	Use	Units	Meter Cost	Special Charges	Total Cost	Avg Unit Cost	% of Total Cost
Site: DOWELL ELEMENTARY - DOWELL ELEMENTARY							
Electricity	21,847	KWH	\$2,764.03	\$0.00	\$2,764.03	0.1265	84.35%
Natural Gas	267	CCF	\$234.73	\$0.00	\$234.73	0.8791	7.16%
Water	178	CCF	\$277.97	\$0.00	\$277.97	1.5616	8.48%
Total Cost:			\$3,276.73	\$0.00	\$3,276.73		



Filters: Cost Center Name Not Equal To DoNotReport; Billing Period Equal To 201410All Meter CodesAll Group Names

el Paso

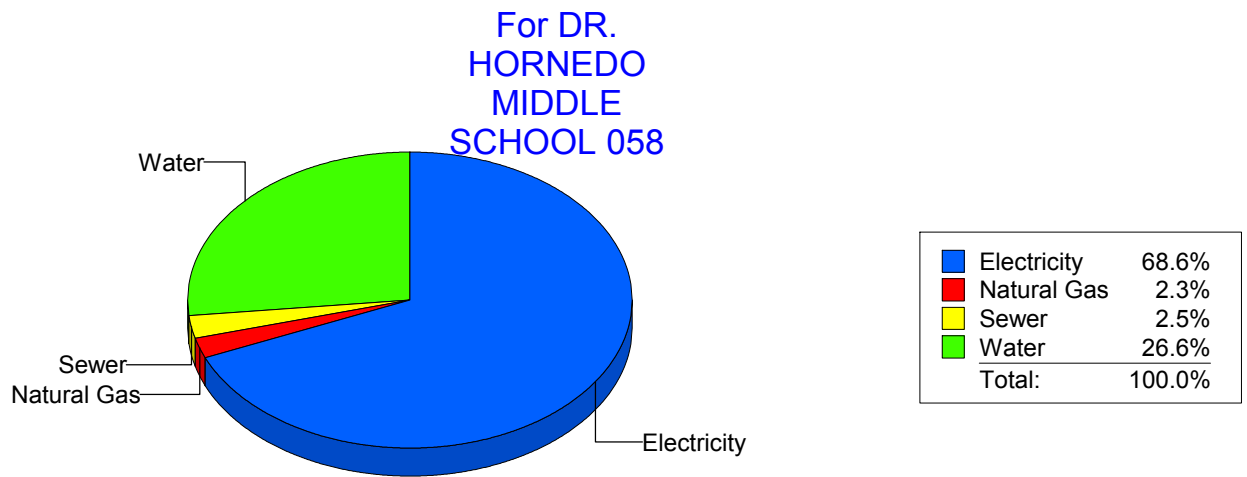
Energy CAP

Cost Avoidance Program

Cost Summary Graph

Grouped by Energy Type

Energy Type	Use	Units	Meter Cost	Special Charges	Total Cost	Avg Unit Cost	% of Total Cost
Site: DRHORNEDOMIDDLESCHOOL - DR. HORNEDO MIDDLE SCHOOL 058							
Electricity	103,400	KWH	\$10,425.12	\$0.00	\$10,425.12	0.1008	68.62%
Natural Gas	449	CCF	\$348.13	\$0.00	\$348.13	0.7753	2.29%
Water	1,111	CCF	\$4,044.38	\$0.00	\$4,044.38	3.6403	26.62%
Sewer	105	CCF	\$374.13	\$0.00	\$374.13	3.5631	2.46%
Total Cost:			\$15,191.76	\$0.00	\$15,191.76		



Filters: Cost Center Name Not Equal To DoNotReport; Billing Period Equal To 201410All Meter CodesAll Group Names

el paso

Energy CAP

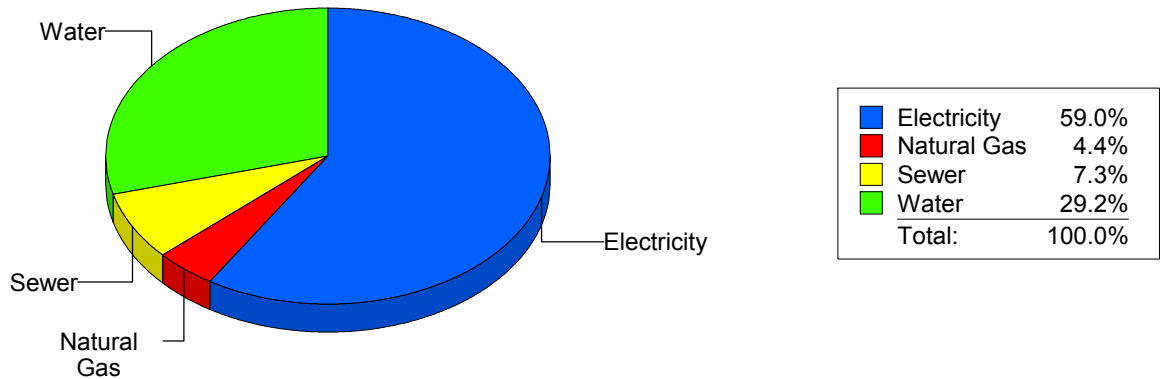
Cost Avoidance Program

Cost Summary Graph

Grouped by Energy Type

Energy Type	Use	Units	Meter Cost	Special Charges	Total Cost	Avg Unit Cost	% of Total Cost
Site: DR. L.A. NIXON ELEME - DR. L.A. NIXON ELEME							
Electricity	44,780	KWH	\$5,219.25	\$0.00	\$5,219.25	0.1166	59.02%
Natural Gas	390	CCF	\$391.38	\$0.00	\$391.38	1.0035	4.43%
Water	856	CCF	\$2,584.35	\$0.00	\$2,584.35	3.0191	29.23%
Sewer	274	CCF	\$647.78	\$0.00	\$647.78	2.3642	7.33%
Total Cost:			\$8,842.76	\$0.00	\$8,842.76		

For DR. L.A. NIXON ELEME



Filters: Cost Center Name Not Equal To DoNotReport; Billing Period Equal To 201410All Meter CodesAll Group Names

elpaso

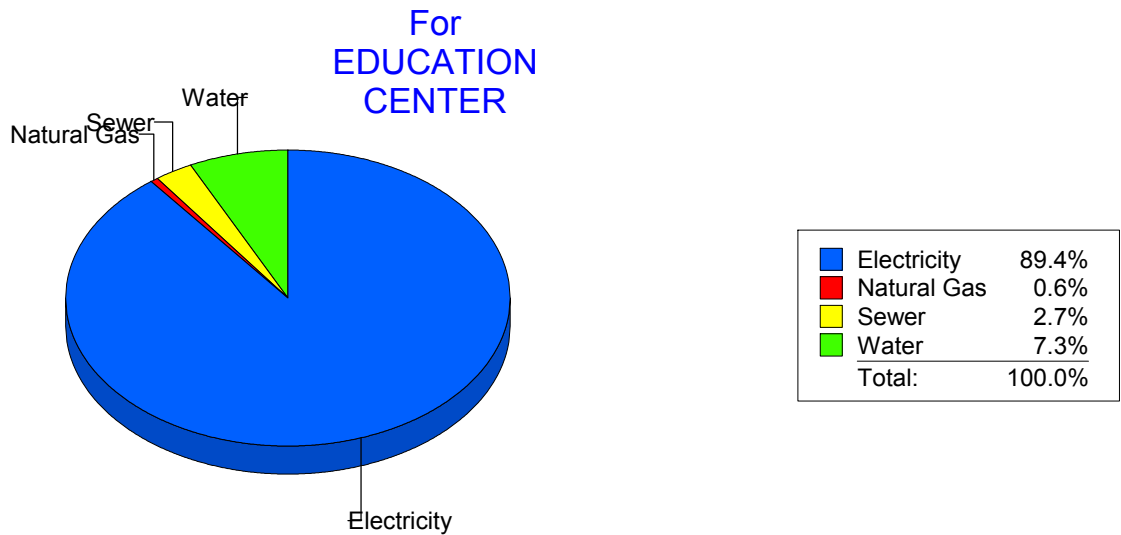
Energy CAP

Cost Avoidance Program

Cost Summary Graph

Grouped by Energy Type

Energy Type	Use	Units	Meter Cost	Special Charges	Total Cost	Avg Unit Cost	% of Total Cost
Site: EDUCATION CENTER - EDUCATION CENTER							
Electricity	248,349	KWH	\$31,428.43	\$0.00	\$31,428.43	0.1265	89.37%
Natural Gas	227	CCF	\$209.57	\$0.00	\$209.57	0.9232	0.60%
Water	975	CCF	\$2,579.95	\$0.00	\$2,579.95	2.6461	7.34%
Sewer	442	CCF	\$946.94	\$0.00	\$946.94	2.1424	2.69%
Total Cost:			\$35,164.89	\$0.00	\$35,164.89		



Filters: Cost Center Name Not Equal To DoNotReport; Billing Period Equal To 201410All Meter CodesAll Group Names

elpaso

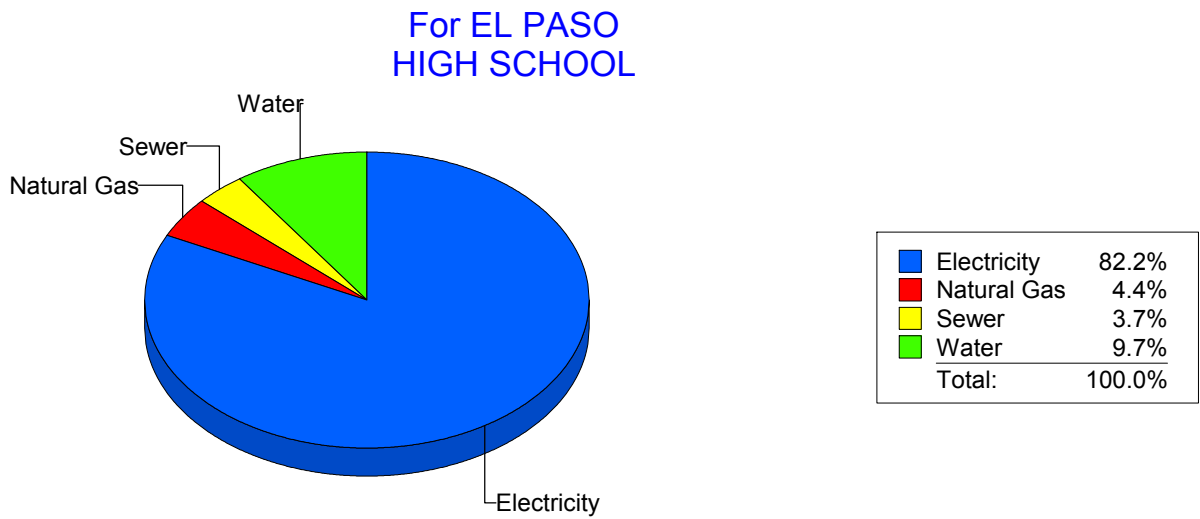
Energy CAP

Cost Avoidance Program

Cost Summary Graph

Grouped by Energy Type

Energy Type	Use	Units	Meter Cost	Special Charges	Total Cost	Avg Unit Cost	% of Total Cost
Site: EL PASO HIGH SCHOOL - EL PASO HIGH SCHOOL							
Electricity	182,393	KWH	\$22,372.72	\$0.00	\$22,372.72	0.1227	82.24%
Natural Gas	1,200	CCF	\$1,190.06	\$0.00	\$1,190.06	0.9917	4.37%
Water	785	CCF	\$2,645.65	\$0.00	\$2,645.65	3.3703	9.73%
Sewer	399	CCF	\$996.00	\$0.00	\$996.00	2.4962	3.66%
Total Cost:			\$27,204.43	\$0.00	\$27,204.43		



Filters: Cost Center Name Not Equal To DoNotReport; Billing Period Equal To 201410All Meter CodesAll Group Names

elpaso

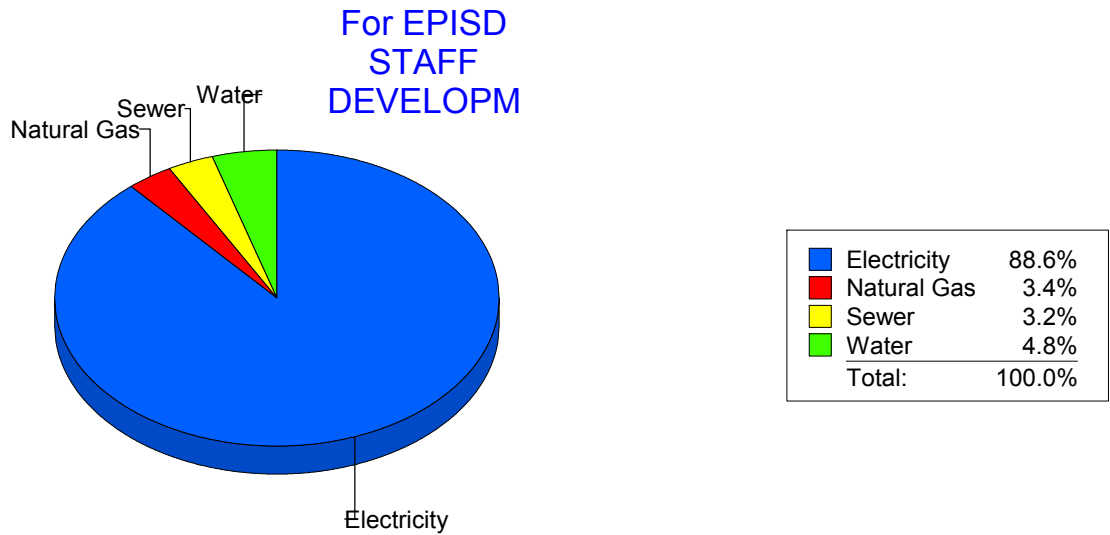
Energy CAP

Cost Avoidance Program

Cost Summary Graph

Grouped by Energy Type

Energy Type	Use	Units	Meter Cost	Special Charges	Total Cost	Avg Unit Cost	% of Total Cost
Site: EPISD STAFF DEVELOPM - EPISD STAFF DEVELOPM							
Electricity	19,440	KWH	\$2,386.74	\$0.00	\$2,386.74	0.1228	88.62%
Natural Gas	22	CCF	\$91.14	\$0.00	\$91.14	4.1427	3.38%
Water	38	CCF	\$128.64	\$0.00	\$128.64	3.3853	4.78%
Sewer	24	CCF	\$86.63	\$0.00	\$86.63	3.6096	3.22%
Total Cost:			\$2,693.15	\$0.00	\$2,693.15		



Filters: Cost Center Name Not Equal To DoNotReport; Billing Period Equal To 201410All Meter CodesAll Group Names

elpaso

Energy CAP

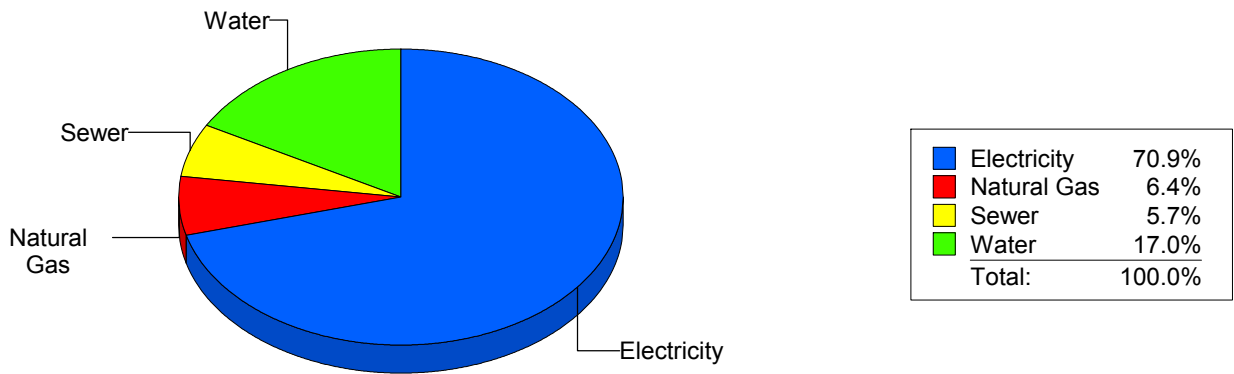
Cost Avoidance Program

Cost Summary Graph

Grouped by Energy Type

Energy Type	Use	Units	Meter Cost	Special Charges	Total Cost	Avg Unit Cost	% of Total Cost
Site: FANNIN ELEMENTARY - FANNIN ELEMENTARY							
Electricity	9,304	KWH	\$4,826.92	\$0.00	\$4,826.92	0.5188	70.87%
Natural Gas	331	CCF	\$433.13	\$0.00	\$433.13	1.3085	6.36%
Water	357	CCF	\$1,161.05	\$0.00	\$1,161.05	3.2522	17.05%
Sewer	126	CCF	\$390.03	\$0.00	\$390.03	3.0955	5.73%
Total Cost:			\$6,811.13	\$0.00	\$6,811.13		

For FANNIN ELEMENTARY



Filters: Cost Center Name Not Equal To DoNotReport; Billing Period Equal To 201410All Meter CodesAll Group Names

elpaso

Energy CAP

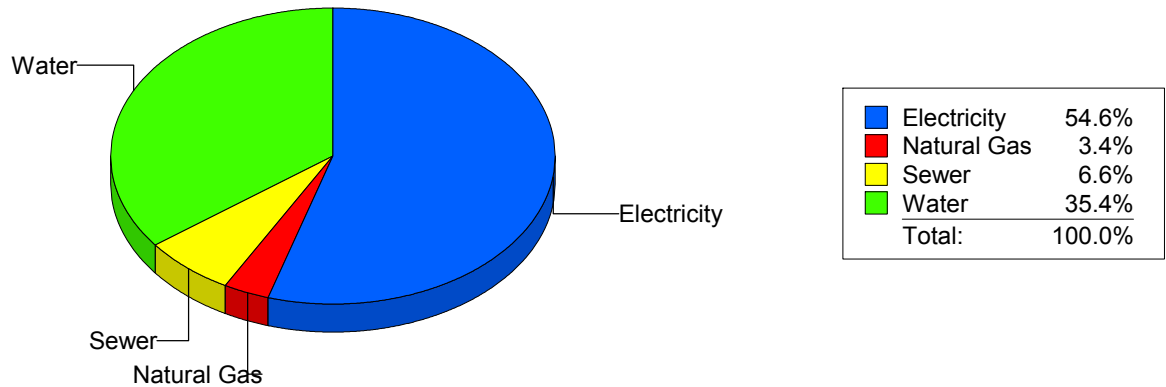
Cost Avoidance Program

Cost Summary Graph

Grouped by Energy Type

Energy Type	Use	Units	Meter Cost	Special Charges	Total Cost	Avg Unit Cost	% of Total Cost
Site: FINE ARTS/MULTIMEDIA - FINE ARTS/MULTIMEDIA							
Electricity	10,390	KWH	\$1,303.10	\$0.00	\$1,303.10	0.1254	54.60%
Natural Gas	0	CCF	\$80.07	\$0.00	\$80.07	0.0000	3.35%
Water	247	CCF	\$845.25	\$0.00	\$845.25	3.4221	35.41%
Sewer	66	CCF	\$158.40	\$0.00	\$158.40	2.4000	6.64%
Total Cost:			\$2,386.82	\$0.00	\$2,386.82		

For FINE ARTS/MULTIMEDIA



Filters: Cost Center Name Not Equal To DoNotReport; Billing Period Equal To 201410All Meter CodesAll Group Names

elpaso

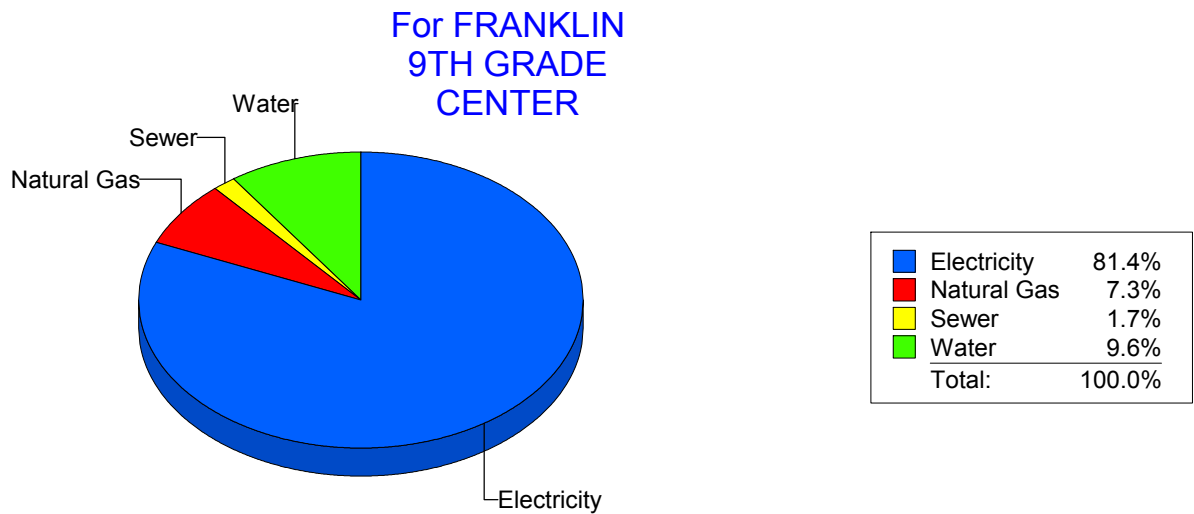
Energy CAP

Cost Avoidance Program

Cost Summary Graph

Grouped by Energy Type

Energy Type	Use	Units	Meter Cost	Special Charges	Total Cost	Avg Unit Cost	% of Total Cost
Site: FRANKLIN9THGRADECENTER - FRANKLIN 9TH GRADE CENTER							
Electricity	166,000	KWH	\$17,894.18	\$0.00	\$17,894.18	0.1078	81.35%
Natural Gas	2,530	CCF	\$1,603.62	\$0.00	\$1,603.62	0.6338	7.29%
Water	1,464	CCF	\$2,118.94	\$0.00	\$2,118.94	1.4474	9.63%
Sewer	109	CCF	\$379.65	\$0.00	\$379.65	3.4830	1.73%
Total Cost:			\$21,996.39	\$0.00	\$21,996.39		



Filters: Cost Center Name Not Equal To DoNotReport; Billing Period Equal To 201410All Meter CodesAll Group Names

elpaso

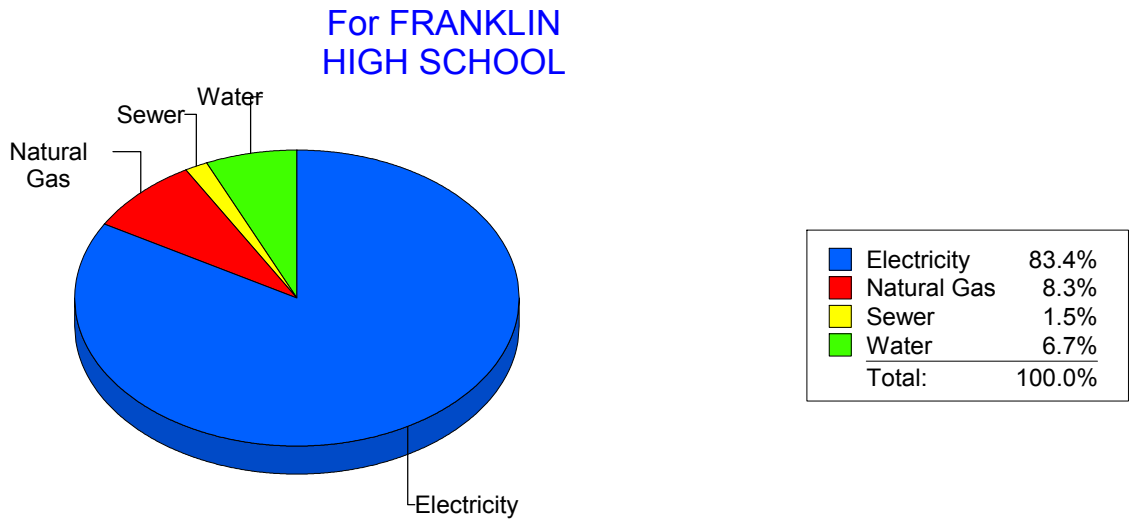
Energy CAP

Cost Avoidance Program

Cost Summary Graph

Grouped by Energy Type

Energy Type	Use	Units	Meter Cost	Special Charges	Total Cost	Avg Unit Cost	% of Total Cost
Site: FRANKLIN HIGH SCHOOL - FRANKLIN HIGH SCHOOL							
Electricity	335,356	KWH	\$35,193.26	\$0.00	\$35,193.26	0.1049	83.43%
Natural Gas	5,619	CCF	\$3,510.36	\$0.00	\$3,510.36	0.6247	8.32%
Water	942	CCF	\$2,837.45	\$0.00	\$2,837.45	3.0122	6.73%
Sewer	299	CCF	\$641.85	\$0.00	\$641.85	2.1467	1.52%
Total Cost:			\$42,182.92	\$0.00	\$42,182.92		



Filters: Cost Center Name Not Equal To DoNotReport; Billing Period Equal To 201410All Meter CodesAll Group Names

el Paso

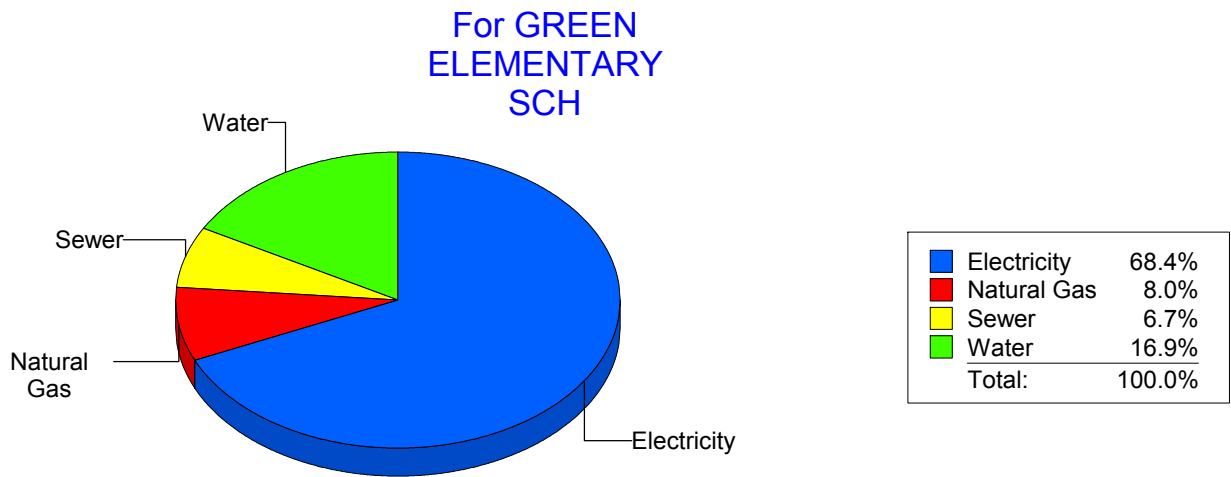
Energy CAP

Cost Avoidance Program

Cost Summary Graph

Grouped by Energy Type

Energy Type	Use	Units	Meter Cost	Special Charges	Total Cost	Avg Unit Cost	% of Total Cost
Site: GREEN ELEMENTARY SCH - GREEN ELEMENTARY SCH							
Electricity	42,600	KWH	\$5,213.90	\$0.00	\$5,213.90	0.1224	68.41%
Natural Gas	746	CCF	\$608.32	\$0.00	\$608.32	0.8154	7.98%
Water	415	CCF	\$1,289.12	\$0.00	\$1,289.12	3.1063	16.91%
Sewer	155	CCF	\$510.45	\$0.00	\$510.45	3.2932	6.70%
Total Cost:			\$7,621.79	\$0.00	\$7,621.79		



Filters: Cost Center Name Not Equal To DoNotReport; Billing Period Equal To 201410All Meter CodesAll Group Names

elpaso

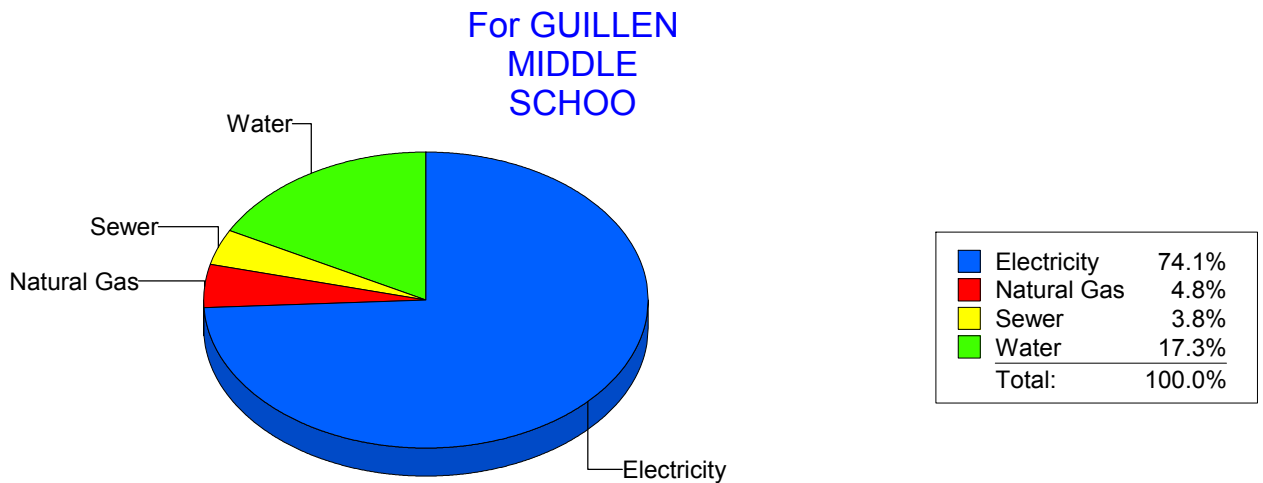
Energy CAP

Cost Avoidance Program

Cost Summary Graph

Grouped by Energy Type

Energy Type	Use	Units	Meter Cost	Special Charges	Total Cost	Avg Unit Cost	% of Total Cost
Site: GUILLEN MIDDLE SCHOO - GUILLEN MIDDLE SCHOO							
Electricity	103,264	KWH	\$11,176.63	\$0.00	\$11,176.63	0.1082	74.06%
Natural Gas	951	CCF	\$729.33	\$0.00	\$729.33	0.7669	4.83%
Water	936	CCF	\$2,609.31	\$0.00	\$2,609.31	2.7877	17.29%
Sewer	261	CCF	\$576.33	\$0.00	\$576.33	2.2082	3.82%
Total Cost:			\$15,091.60	\$0.00	\$15,091.60		



Filters: Cost Center Name Not Equal To DoNotReport; Billing Period Equal To 201410All Meter CodesAll Group Names

el Paso

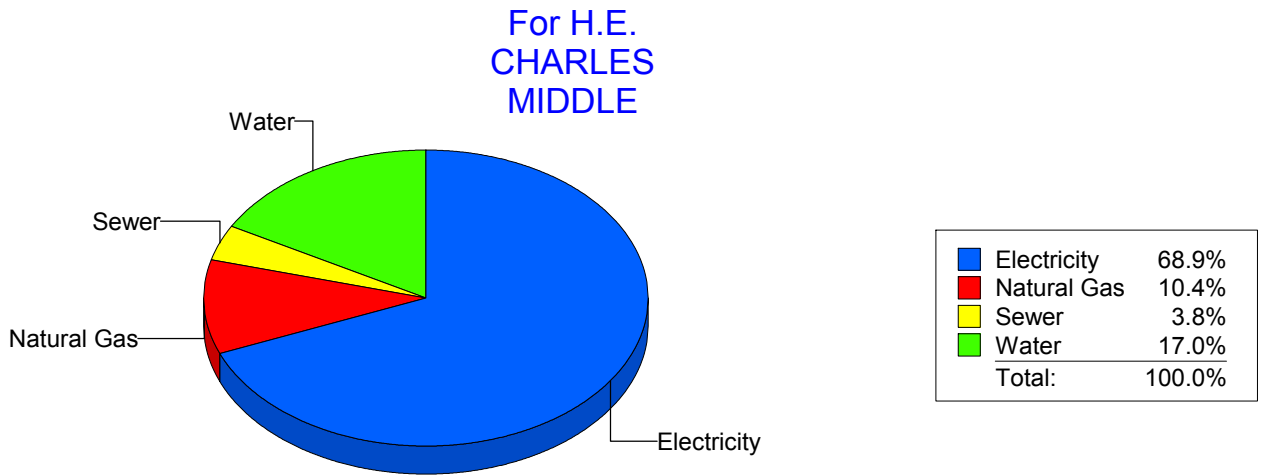
Energy CAP

Cost Avoidance Program

Cost Summary Graph

Grouped by Energy Type

Energy Type	Use	Units	Meter Cost	Special Charges	Total Cost	Avg Unit Cost	% of Total Cost
Site: H.E. CHARLES MIDDLE - H.E. CHARLES MIDDLE							
Electricity	94,365	KWH	\$11,497.71	\$0.00	\$11,497.71	0.1218	68.86%
Natural Gas	2,606	CCF	\$1,729.43	\$0.00	\$1,729.43	0.6636	10.36%
Water	930	CCF	\$2,844.35	\$0.00	\$2,844.35	3.0584	17.03%
Sewer	288	CCF	\$626.67	\$0.00	\$626.67	2.1759	3.75%
Total Cost:			\$16,698.16	\$0.00	\$16,698.16		



Filters: Cost Center Name Not Equal To DoNotReport; Billing Period Equal To 201410All Meter CodesAll Group Names

elpaso

Energy CAP

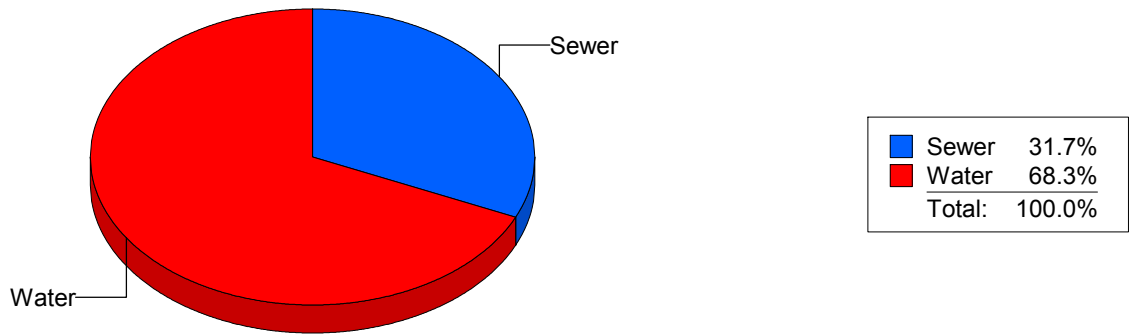
Cost Avoidance Program

Cost Summary Graph

Grouped by Energy Type

Energy Type	Use	Units	Meter Cost	Special Charges	Total Cost	Avg Unit Cost	% of Total Cost
Site: HART ELEMENTARY SCHO - HART ELEMENTARY SCHO							
Water		116 CCF	\$437.19	\$0.00	\$437.19	3.7689	68.33%
Sewer		39 CCF	\$202.65	\$0.00	\$202.65	5.1962	31.67%
Total Cost:			\$639.84	\$0.00	\$639.84		

For HART
ELEMENTARY
SCHO



Filters: Cost Center Name Not Equal To DoNotReport; Billing Period Equal To 201410All Meter CodesAll Group Names

elpaso

Energy CAP

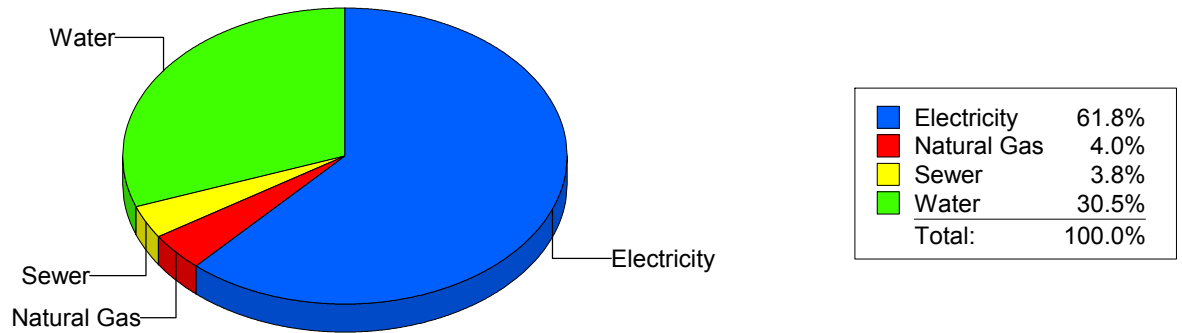
Cost Avoidance Program

Cost Summary Graph

Grouped by Energy Type

Energy Type	Use	Units	Meter Cost	Special Charges	Total Cost	Avg Unit Cost	% of Total Cost
Site: HAWKINS ELEMENTARY S - HAWKINS ELEMENTARY S							
Electricity	27,279	KWH	\$3,269.99	\$0.00	\$3,269.99	0.1199	61.77%
Natural Gas	231	CCF	\$212.07	\$0.00	\$212.07	0.9181	4.01%
Water	350	CCF	\$1,612.14	\$0.00	\$1,612.14	4.6061	30.45%
Sewer	47	CCF	\$199.50	\$0.00	\$199.50	4.2447	3.77%
Total Cost:			\$5,293.70	\$0.00	\$5,293.70		

For HAWKINS
ELEMENTARY
S



Filters: Cost Center Name Not Equal To DoNotReport; Billing Period Equal To 201410All Meter CodesAll Group Names

elpaso

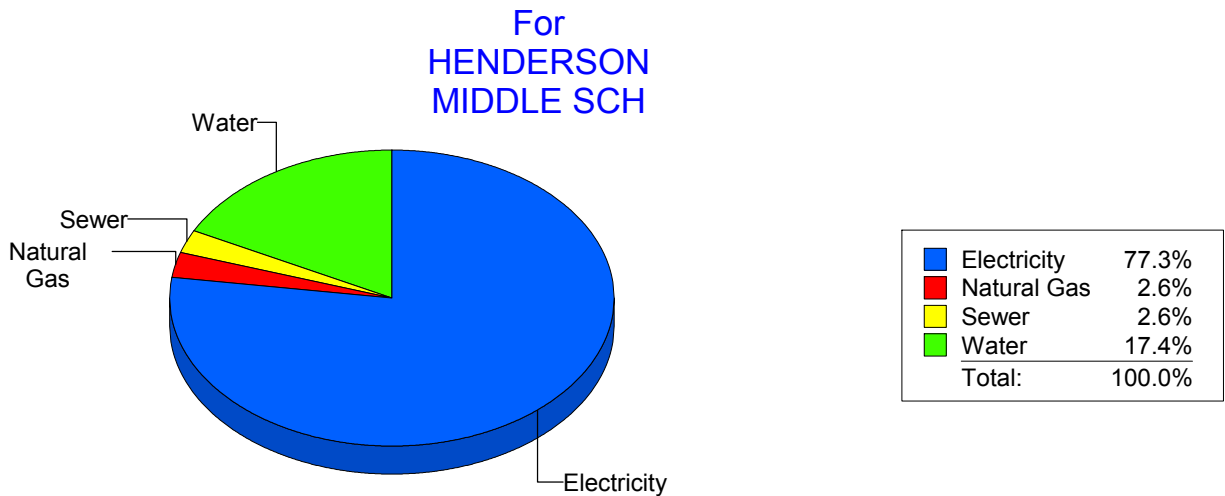
Energy CAP

Cost Avoidance Program

Cost Summary Graph

Grouped by Energy Type

Energy Type	Use	Units	Meter Cost	Special Charges	Total Cost	Avg Unit Cost	% of Total Cost
Site: HENDERSON MIDDLE SCH - HENDERSON MIDDLE SCH							
Electricity	58,950	KWH	\$7,512.74	\$0.00	\$7,512.74	0.1274	77.32%
Natural Gas	303	CCF	\$257.01	\$0.00	\$257.01	0.8482	2.65%
Water	620	CCF	\$1,692.72	\$0.00	\$1,692.72	2.7302	17.42%
Sewer	135	CCF	\$253.62	\$0.00	\$253.62	1.8787	2.61%
Total Cost:			\$9,716.09	\$0.00	\$9,716.09		



Filters: Cost Center Name Not Equal To DoNotReport; Billing Period Equal To 201410All Meter CodesAll Group Names

elpaso

Energy CAP

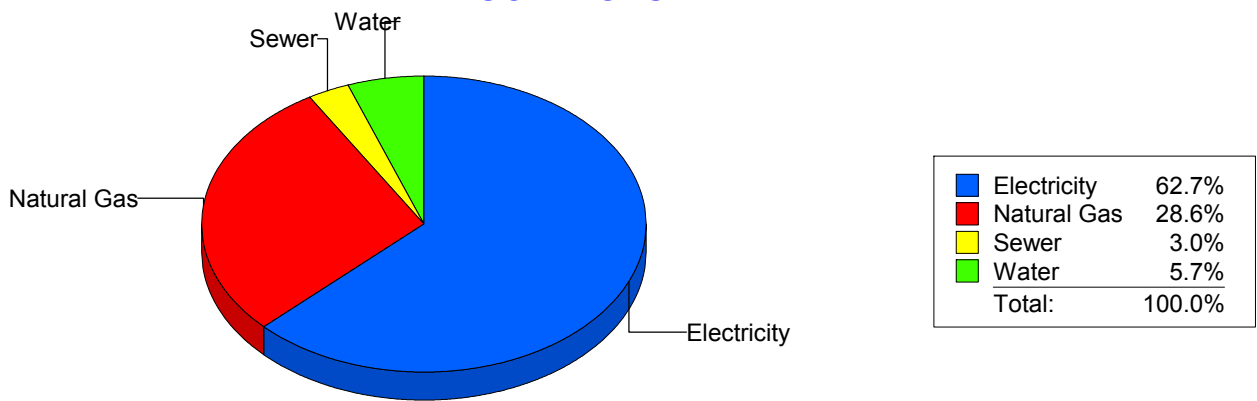
Cost Avoidance Program

Cost Summary Graph

Grouped by Energy Type

Energy Type	Use	Units	Meter Cost	Special Charges	Total Cost	Avg Unit Cost	% of Total Cost
Site: HERCULES COTTAGES - HERCULES COTTAGES							
Electricity	4,457	KWH	\$881.92	\$0.00	\$881.92	0.1979	62.69%
Natural Gas	5	CCF	\$402.86	\$0.00	\$402.86	80.5720	28.64%
Water	22	CCF	\$79.63	\$0.00	\$79.63	3.6195	5.66%
Sewer	7	CCF	\$42.45	\$0.00	\$42.45	6.0643	3.02%
Total Cost:			\$1,406.86	\$0.00	\$1,406.86		

For HERCULES COTTAGES



Filters: Cost Center Name Not Equal To DoNotReport; Billing Period Equal To 201410All Meter CodesAll Group Names

elpaso

Energy CAP

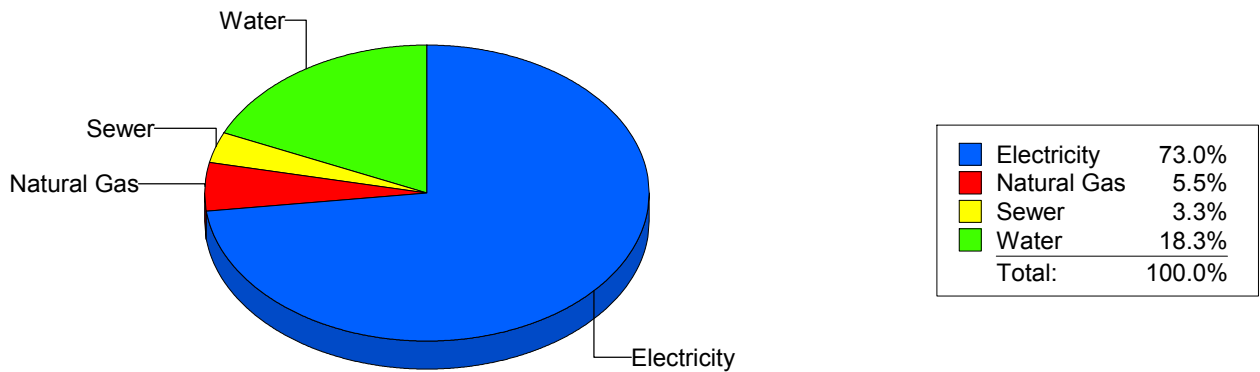
Cost Avoidance Program

Cost Summary Graph

Grouped by Energy Type

Energy Type	Use	Units	Meter Cost	Special Charges	Total Cost	Avg Unit Cost	% of Total Cost
Site: HERRERA - HERRERA ELEMENTARY							
Electricity	7,400	KWH	\$8,970.20	\$0.00	\$8,970.20	1.2122	72.98%
Natural Gas	983	CCF	\$671.12	\$0.00	\$671.12	0.6827	5.46%
Water	642	CCF	\$2,246.38	\$0.00	\$2,246.38	3.4990	18.28%
Sewer	126	CCF	\$403.11	\$0.00	\$403.11	3.1993	3.28%
Total Cost:			\$12,290.81	\$0.00	\$12,290.81		

For HERRERA ELEMENTARY



Filters: Cost Center Name Not Equal To DoNotReport; Billing Period Equal To 201410All Meter CodesAll Group Names

elpaso

Energy CAP

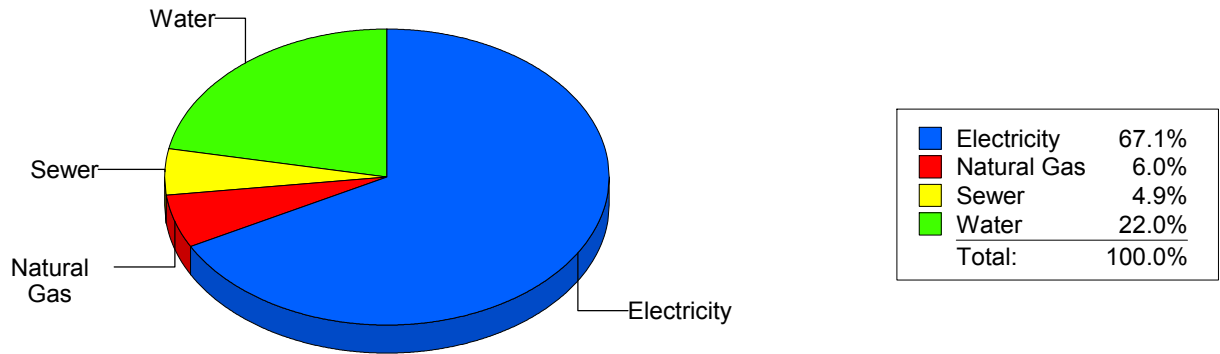
Cost Avoidance Program

Cost Summary Graph

Grouped by Energy Type

Energy Type	Use	Units	Meter Cost	Special Charges	Total Cost	Avg Unit Cost	% of Total Cost
Site: HILLSIDE ELEMENTARY - HILLSIDE ELEMENTARY							
Electricity	35,915	KWH	\$5,073.11	\$0.00	\$5,073.11	0.1413	67.14%
Natural Gas	256	CCF	\$455.79	\$0.00	\$455.79	1.7804	6.03%
Water	442	CCF	\$1,659.55	\$0.00	\$1,659.55	3.7546	21.96%
Sewer	110	CCF	\$367.95	\$0.00	\$367.95	3.3450	4.87%
Total Cost:			\$7,556.40	\$0.00	\$7,556.40		

For HILLSIDE ELEMENTARY



Filters: Cost Center Name Not Equal To DoNotReport; Billing Period Equal To 201410All Meter CodesAll Group Names

elpaso

Energy CAP

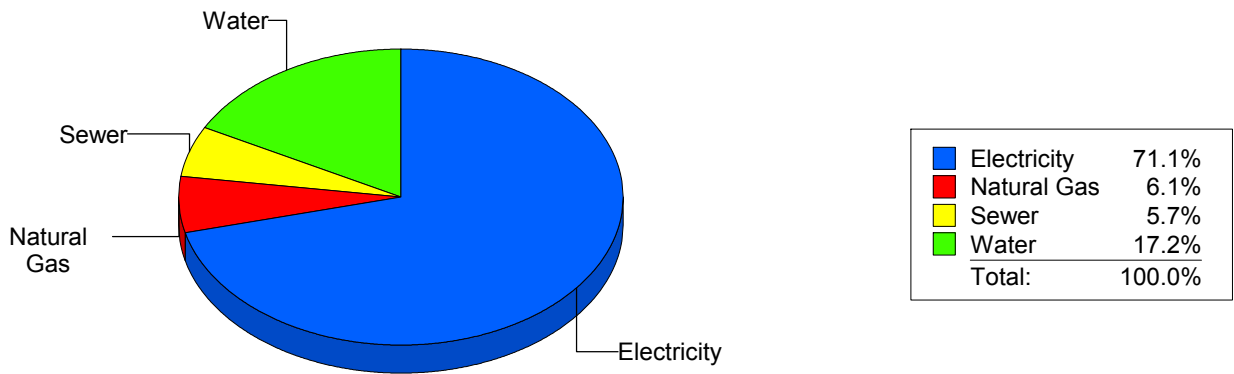
Cost Avoidance Program

Cost Summary Graph

Grouped by Energy Type

Energy Type	Use	Units	Meter Cost	Special Charges	Total Cost	Avg Unit Cost	% of Total Cost
Site: HOUSTON INTERMEDIATE - HOUSTON INTERMEDIATE							
Electricity	35,211	KWH	\$4,106.13	\$0.00	\$4,106.13	0.1166	71.08%
Natural Gas	195	CCF	\$349.71	\$0.00	\$349.71	1.7934	6.05%
Water	261	CCF	\$994.44	\$0.00	\$994.44	3.8101	17.21%
Sewer	72	CCF	\$326.44	\$0.00	\$326.44	4.5339	5.65%
Total Cost:			\$5,776.72	\$0.00	\$5,776.72		

For HOUSTON INTERMEDIATE



Filters: Cost Center Name Not Equal To DoNotReport; Billing Period Equal To 201410All Meter CodesAll Group Names

elpaso

Energy CAP

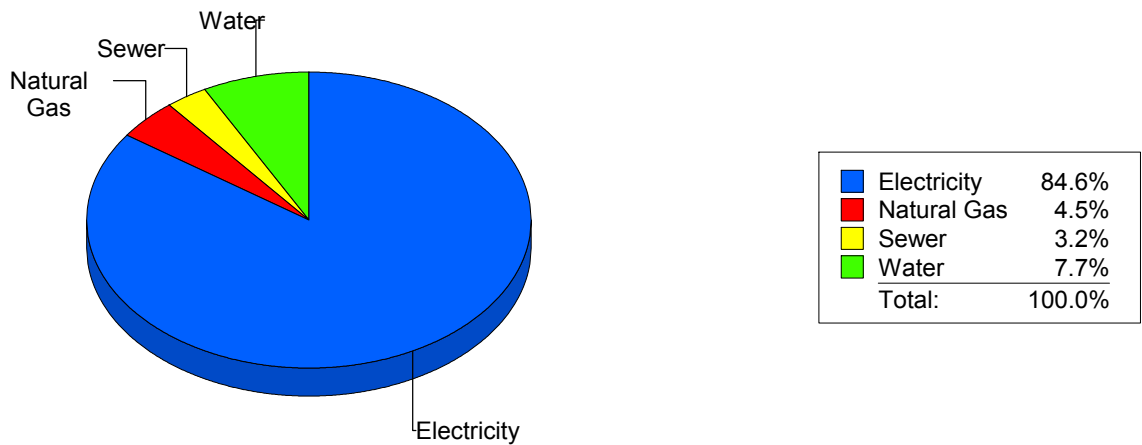
Cost Avoidance Program

Cost Summary Graph

Grouped by Energy Type

Energy Type	Use	Units	Meter Cost	Special Charges	Total Cost	Avg Unit Cost	% of Total Cost
Site: MOYE - HR MOYE							
Electricity	65,880	KWH	\$8,955.45	\$0.00	\$8,955.45	0.1359	84.59%
Natural Gas	665	CCF	\$479.41	\$0.00	\$479.41	0.7209	4.53%
Water	186	CCF	\$817.05	\$0.00	\$817.05	4.3927	7.72%
Sewer	77	CCF	\$335.49	\$0.00	\$335.49	4.3570	3.17%
Total Cost:			\$10,587.40	\$0.00	\$10,587.40		

For HR MOYE



Filters: Cost Center Name Not Equal To DoNotReport; Billing Period Equal To 201410All Meter CodesAll Group Names

elpaso

Energy CAP

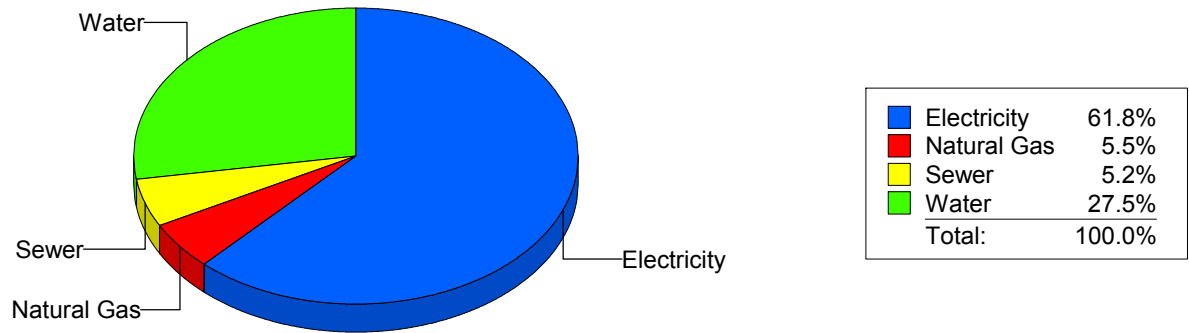
Cost Avoidance Program

Cost Summary Graph

Grouped by Energy Type

Energy Type	Use	Units	Meter Cost	Special Charges	Total Cost	Avg Unit Cost	% of Total Cost
Site: HUGHEY ELEMENTARY SC - HUGHEY ELEMENTARY SC							
Electricity	42,225	KWH	\$5,813.65	\$0.00	\$5,813.65	0.1377	61.83%
Natural Gas	458	CCF	\$512.59	\$0.00	\$512.59	1.1192	5.45%
Water	658	CCF	\$2,586.57	\$0.00	\$2,586.57	3.9310	27.51%
Sewer	150	CCF	\$490.47	\$0.00	\$490.47	3.2698	5.22%
Total Cost:			\$9,403.28	\$0.00	\$9,403.28		

For HUGHEY
ELEMENTARY
SC



Filters: Cost Center Name Not Equal To DoNotReport; Billing Period Equal To 201410All Meter CodesAll Group Names

elpaso

Energy CAP

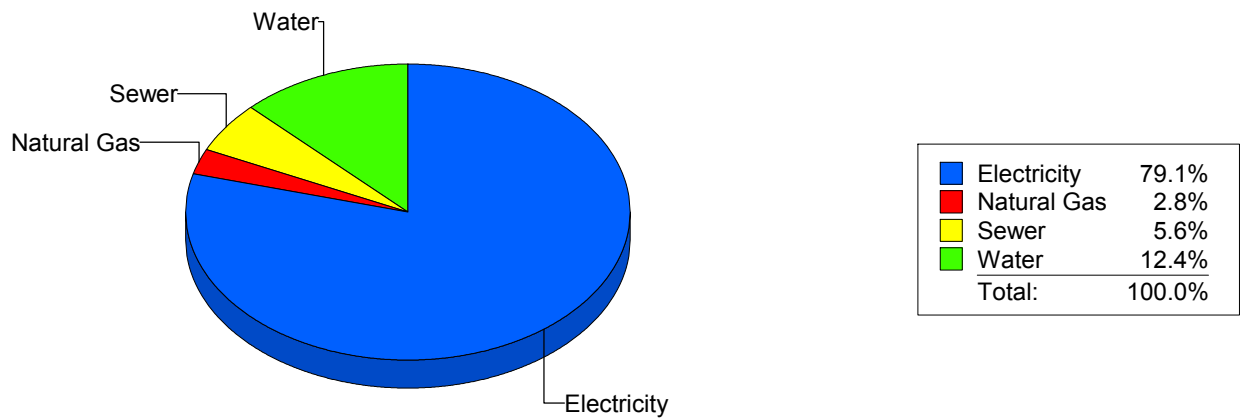
Cost Avoidance Program

Cost Summary Graph

Grouped by Energy Type

Energy Type	Use	Units	Meter Cost	Special Charges	Total Cost	Avg Unit Cost	% of Total Cost
Site: IRVIN HIGH SCHOOL - IRVIN HIGH SCHOOL							
Electricity	135,175	KWH	\$15,904.92	\$0.00	\$15,904.92	0.1177	79.09%
Natural Gas	686	CCF	\$572.16	\$0.00	\$572.16	0.8341	2.85%
Water	1,328	CCF	\$2,499.63	\$0.00	\$2,499.63	1.8823	12.43%
Sewer	714	CCF	\$1,134.15	\$0.00	\$1,134.15	1.5884	5.64%
Total Cost:			\$20,110.86	\$0.00	\$20,110.86		

For IRVIN HIGH SCHOOL



Filters: Cost Center Name Not Equal To DoNotReport; Billing Period Equal To 201410All Meter CodesAll Group Names

elpaso

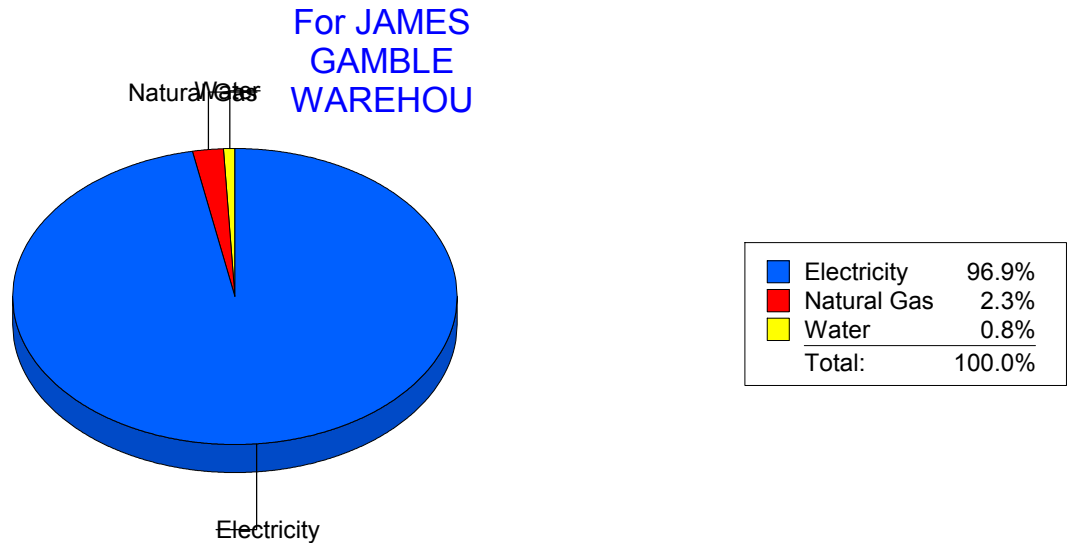
Energy CAP

Cost Avoidance Program

Cost Summary Graph

Grouped by Energy Type

Energy Type	Use	Units	Meter Cost	Special Charges	Total Cost	Avg Unit Cost	% of Total Cost
Site: JAMES GAMBLE WAREHOU - JAMES GAMBLE WAREHOU							
Electricity	36,900	KWH	\$4,861.65	\$0.00	\$4,861.65	0.1318	96.94%
Natural Gas	68	CCF	\$114.33	\$0.00	\$114.33	1.6813	2.28%
Water	0	CCF	\$39.32	\$0.00	\$39.32	0.0000	0.78%
Total Cost:			\$5,015.30	\$0.00	\$5,015.30		



Filters: Cost Center Name Not Equal To DoNotReport; Billing Period Equal To 201410All Meter CodesAll Group Names

elpaso

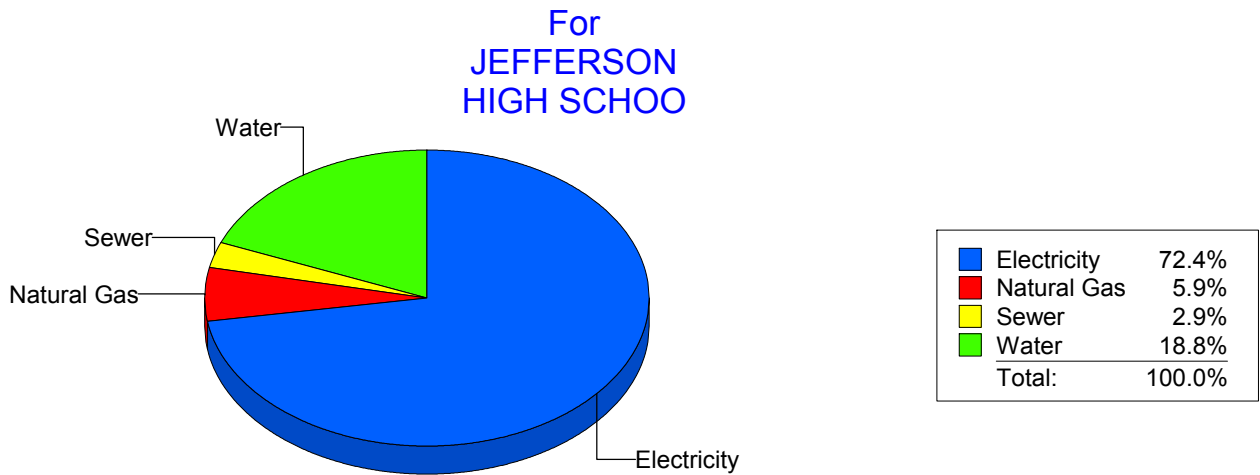
Energy CAP

Cost Avoidance Program

Cost Summary Graph

Grouped by Energy Type

Energy Type	Use	Units	Meter Cost	Special Charges	Total Cost	Avg Unit Cost	% of Total Cost
Site: JEFFERSON HIGH SCHOOL - JEFFERSON HIGH SCHOOL							
Electricity	98,371	KWH	\$16,025.70	\$0.00	\$16,025.70	0.1629	72.39%
Natural Gas	1,155	CCF	\$1,305.97	\$0.00	\$1,305.97	1.1307	5.90%
Water	1,122	CCF	\$4,159.01	\$0.00	\$4,159.01	3.7068	18.79%
Sewer	168	CCF	\$648.64	\$0.00	\$648.64	3.8610	2.93%
Total Cost:			\$22,139.32	\$0.00	\$22,139.32		



Filters: Cost Center Name Not Equal To DoNotReport; Billing Period Equal To 201410All Meter CodesAll Group Names

elpaso

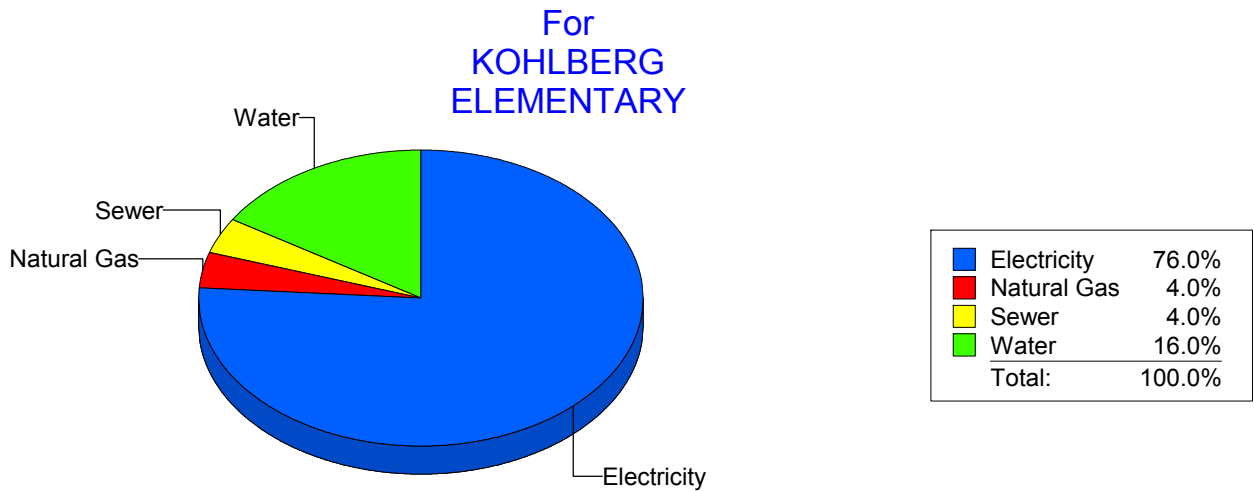
Energy CAP

Cost Avoidance Program

Cost Summary Graph

Grouped by Energy Type

Energy Type	Use	Units	Meter Cost	Special Charges	Total Cost	Avg Unit Cost	% of Total Cost
Site: KOHLBERG ELEMENTARY - KOHLBERG ELEMENTARY							
Electricity	54,780	KWH	\$6,885.06	\$0.00	\$6,885.06	0.1257	76.04%
Natural Gas	347	CCF	\$364.54	\$0.00	\$364.54	1.0505	4.03%
Water	396	CCF	\$1,446.32	\$0.00	\$1,446.32	3.6523	15.97%
Sewer	108	CCF	\$358.38	\$0.00	\$358.38	3.3183	3.96%
Total Cost:			\$9,054.30	\$0.00	\$9,054.30		



Filters: Cost Center Name Not Equal To DoNotReport; Billing Period Equal To 201410All Meter CodesAll Group Names

elpaso

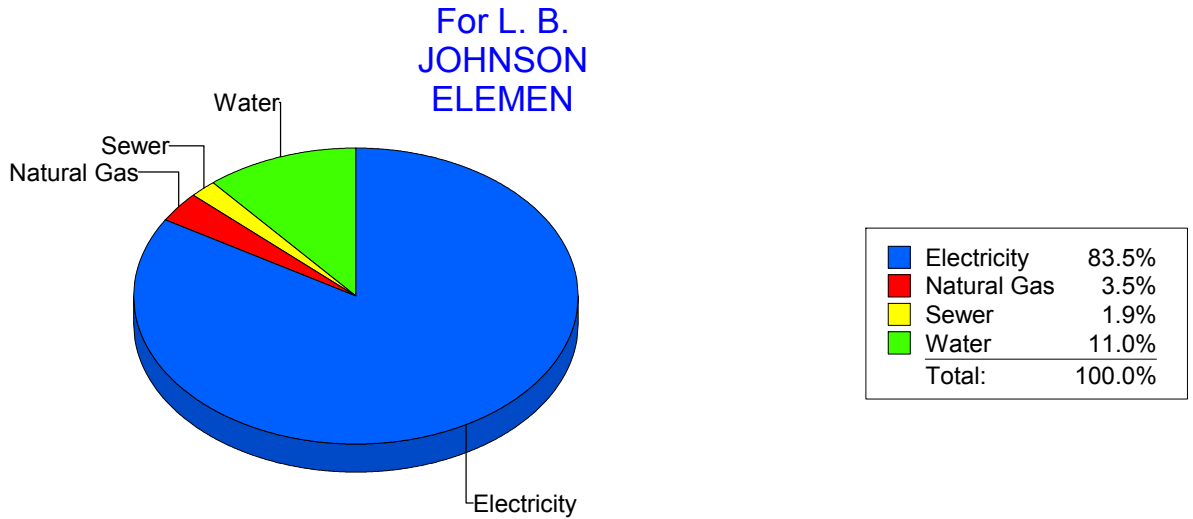
Energy CAP

Cost Avoidance Program

Cost Summary Graph

Grouped by Energy Type

Energy Type	Use	Units	Meter Cost	Special Charges	Total Cost	Avg Unit Cost	% of Total Cost
Site: L. B. JOHNSON ELEMEN - L. B. JOHNSON ELEMEN							
Electricity	75,150	KWH	\$8,893.04	\$0.00	\$8,893.04	0.1183	83.52%
Natural Gas	366	CCF	\$376.40	\$0.00	\$376.40	1.0284	3.54%
Water	345	CCF	\$1,176.51	\$0.00	\$1,176.51	3.4102	11.05%
Sewer	38	CCF	\$201.27	\$0.00	\$201.27	5.2966	1.89%
Total Cost:			\$10,647.22	\$0.00	\$10,647.22		



Filters: Cost Center Name Not Equal To DoNotReport; Billing Period Equal To 201410All Meter CodesAll Group Names

elpaso

Energy CAP

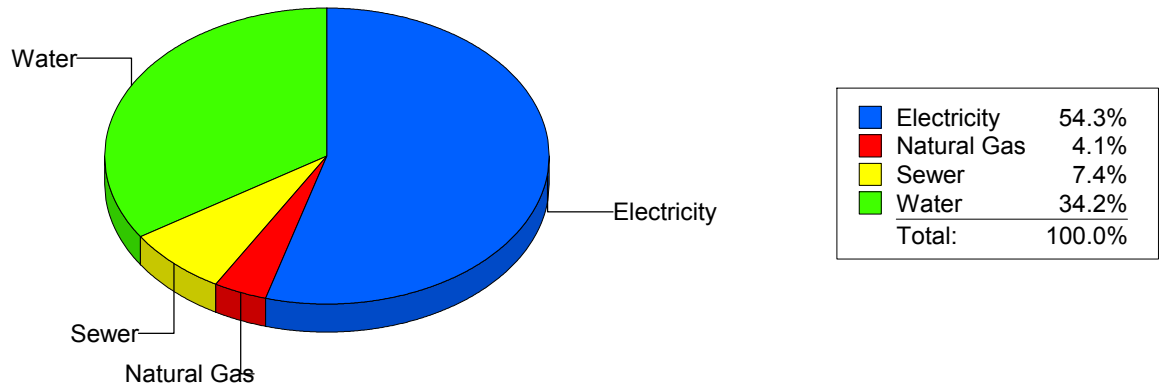
Cost Avoidance Program

Cost Summary Graph

Grouped by Energy Type

Energy Type	Use	Units	Meter Cost	Special Charges	Total Cost	Avg Unit Cost	% of Total Cost
Site: LAMAR ELEMENTARY SCH - LAMAR ELEMENTARY SCH							
Electricity	36,600	KWH	\$4,638.09	\$0.00	\$4,638.09	0.1267	54.31%
Natural Gas	196	CCF	\$350.33	\$0.00	\$350.33	1.7874	4.10%
Water	779	CCF	\$2,922.74	\$0.00	\$2,922.74	3.7519	34.23%
Sewer	191	CCF	\$628.56	\$0.00	\$628.56	3.2909	7.36%
Total Cost:			\$8,539.72	\$0.00	\$8,539.72		

For LAMAR ELEMENTARY SCH



Filters: Cost Center Name Not Equal To DoNotReport; Billing Period Equal To 201410All Meter CodesAll Group Names

elpaso

Energy CAP

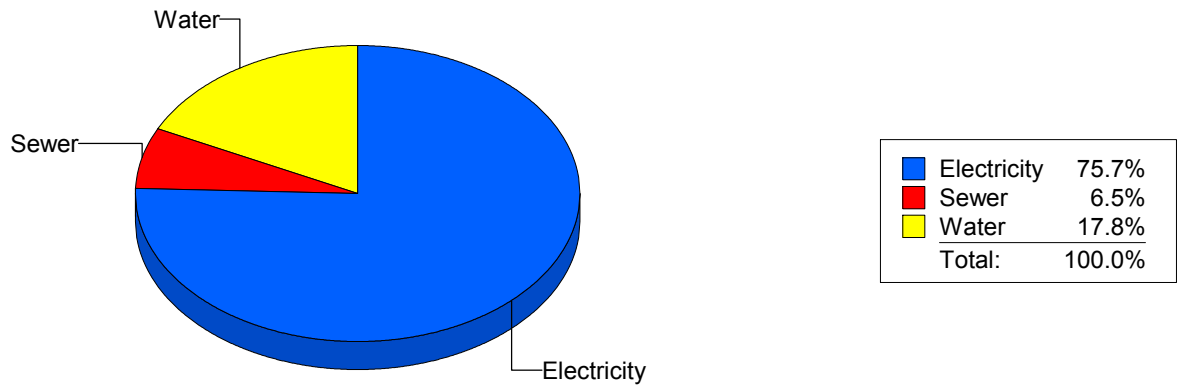
Cost Avoidance Program

Cost Summary Graph

Grouped by Energy Type

Energy Type	Use	Units	Meter Cost	Special Charges	Total Cost	Avg Unit Cost	% of Total Cost
Site: LEE ELEMENTARY - LEE ELEMENTARY							
Electricity	34,010	KWH	\$4,853.66	\$0.00	\$4,853.66	0.1427	75.67%
Water	359	CCF	\$1,143.59	\$0.00	\$1,143.59	3.1855	17.83%
Sewer	97	CCF	\$416.60	\$0.00	\$416.60	4.2948	6.50%
Total Cost:			\$6,413.85	\$0.00	\$6,413.85		

For LEE ELEMENTARY



Filters: Cost Center Name Not Equal To DoNotReport; Billing Period Equal To 201410All Meter CodesAll Group Names

elpaso

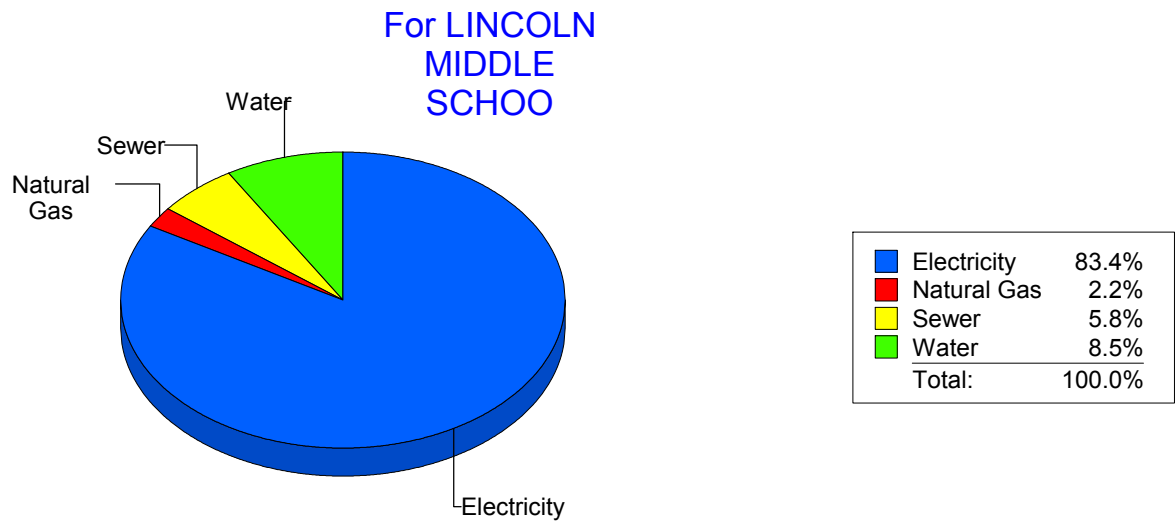
Energy CAP

Cost Avoidance Program

Cost Summary Graph

Grouped by Energy Type

Energy Type	Use	Units	Meter Cost	Special Charges	Total Cost	Avg Unit Cost	% of Total Cost
Site: LINCOLN MIDDLE SCHOOL - LINCOLN MIDDLE SCHOOL							
Electricity	123,850	KWH	\$14,929.93	\$0.00	\$14,929.93	0.1205	83.42%
Natural Gas	536	CCF	\$401.68	\$0.00	\$401.68	0.7494	2.24%
Water	888	CCF	\$1,520.67	\$0.00	\$1,520.67	1.7125	8.50%
Sewer	650	CCF	\$1,045.83	\$0.00	\$1,045.83	1.6090	5.84%
Total Cost:			\$17,898.11	\$0.00	\$17,898.11		



Filters: Cost Center Name Not Equal To DoNotReport; Billing Period Equal To 201410All Meter CodesAll Group Names

el Paso

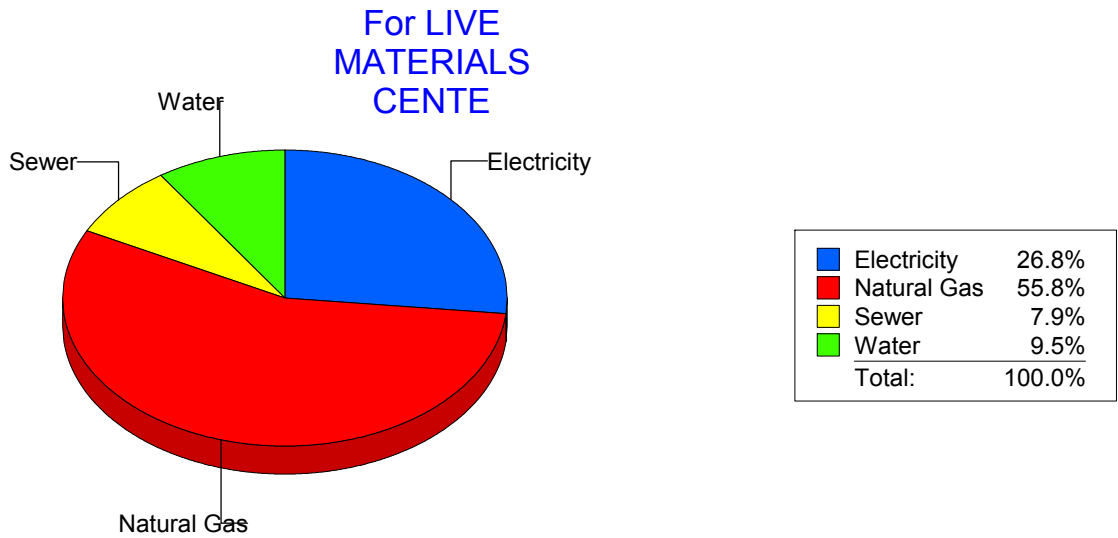
Energy CAP

Cost Avoidance Program

Cost Summary Graph

Grouped by Energy Type

Energy Type	Use	Units	Meter Cost	Special Charges	Total Cost	Avg Unit Cost	% of Total Cost
Site: LIVE MATERIALS CENTE - LIVE MATERIALS CENTE							
Electricity		364 KWH	\$78.33	\$0.00	\$78.33	0.2152	26.78%
Natural Gas		6 CCF	\$163.14	\$0.00	\$163.14	27.1900	55.77%
Water		3 CCF	\$27.82	\$0.00	\$27.82	9.2733	9.51%
Sewer		1 CCF	\$23.24	\$0.00	\$23.24	23.2400	7.94%
Total Cost:			\$292.53	\$0.00	\$292.53		



Filters: Cost Center Name Not Equal To DoNotReport; Billing Period Equal To 201410All Meter CodesAll Group Names

elpaso

Energy CAP

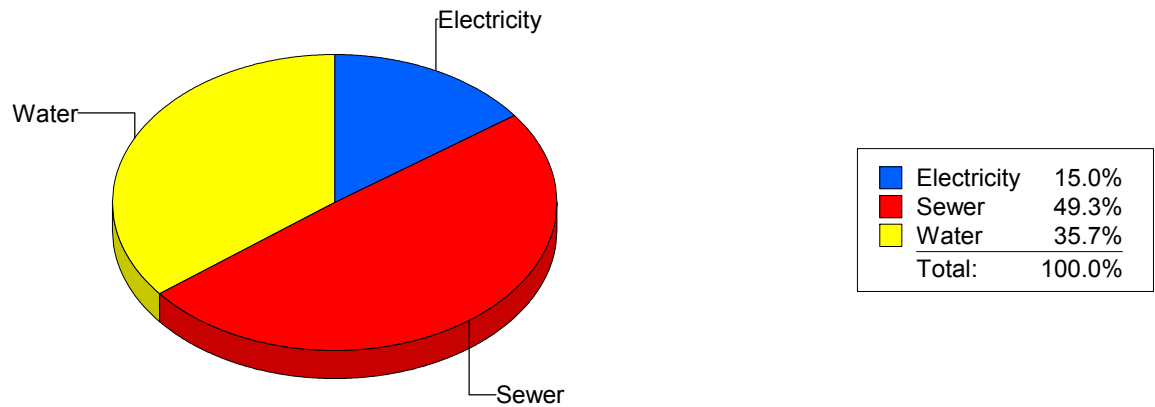
Cost Avoidance Program

Cost Summary Graph

Grouped by Energy Type

Energy Type	Use	Units	Meter Cost	Special Charges	Total Cost	Avg Unit Cost	% of Total Cost
Site: LOGAN ELEMENTARY - LOGAN ELEMENTARY							
Electricity		280 KWH	\$67.93	\$0.00	\$67.93	0.2426	15.01%
Water		60 CCF	\$161.33	\$0.00	\$161.33	2.6888	35.65%
Sewer		113 CCF	\$223.26	\$0.00	\$223.26	1.9758	49.34%
Total Cost:			\$452.52	\$0.00	\$452.52		

For LOGAN ELEMENTARY



Filters: Cost Center Name Not Equal To DoNotReport; Billing Period Equal To 201410All Meter CodesAll Group Names

elpaso

Energy CAP

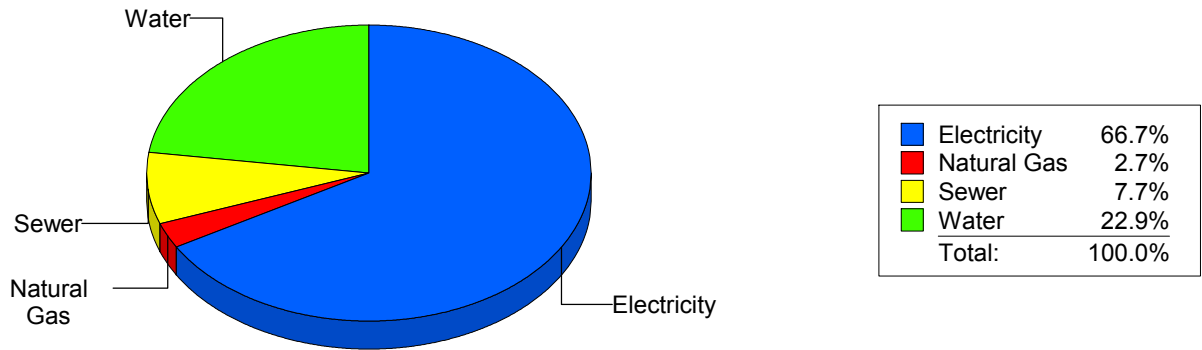
Cost Avoidance Program

Cost Summary Graph

Grouped by Energy Type

Energy Type	Use	Units	Meter Cost	Special Charges	Total Cost	Avg Unit Cost	% of Total Cost
Site: LUNDY - LUNDY							
Electricity	73,800	KWH	\$9,617.96	\$0.00	\$9,617.96	0.1303	66.70%
Natural Gas	407	CCF	\$389.81	\$0.00	\$389.81	0.9578	2.70%
Water	1,048	CCF	\$3,299.50	\$0.00	\$3,299.50	3.1484	22.88%
Sewer	640	CCF	\$1,112.43	\$0.00	\$1,112.43	1.7382	7.71%
Total Cost:			\$14,419.70	\$0.00	\$14,419.70		

For LUNDY



Filters: Cost Center Name Not Equal To DoNotReport; Billing Period Equal To 201410All Meter CodesAll Group Names

elpaso

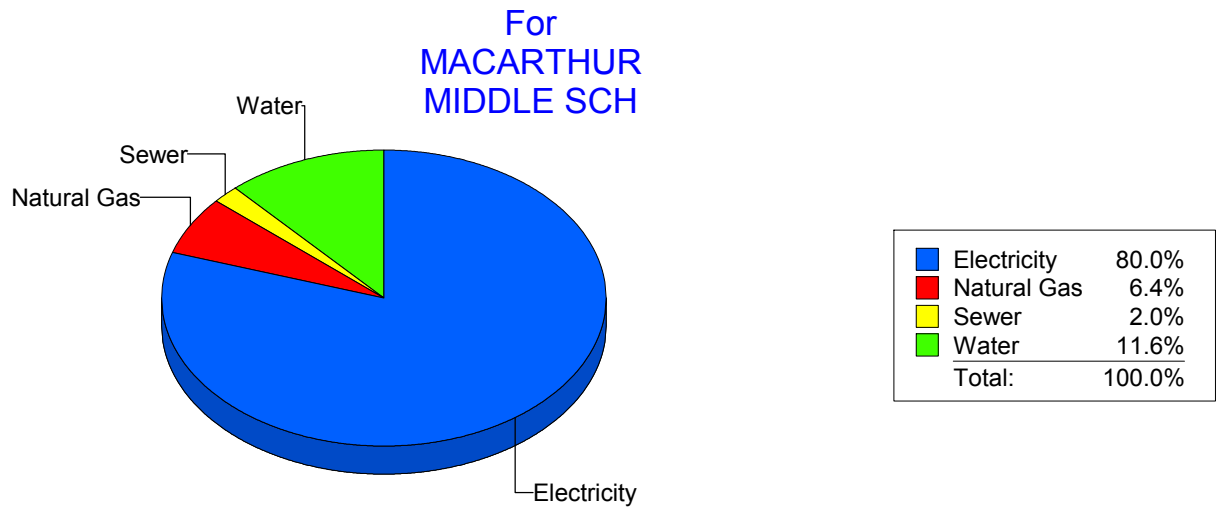
Energy CAP

Cost Avoidance Program

Cost Summary Graph

Grouped by Energy Type

Energy Type	Use	Units	Meter Cost	Special Charges	Total Cost	Avg Unit Cost	% of Total Cost
Site: MACARTHUR MIDDLE SCH - MACARTHUR MIDDLE SCH							
Electricity	103,920	KWH	\$13,155.80	\$0.00	\$13,155.80	0.1266	79.96%
Natural Gas	1,606	CCF	\$1,046.64	\$0.00	\$1,046.64	0.6517	6.36%
Water	595	CCF	\$1,915.72	\$0.00	\$1,915.72	3.2197	11.64%
Sewer	135	CCF	\$335.13	\$0.00	\$335.13	2.4824	2.04%
Total Cost:			\$16,453.29	\$0.00	\$16,453.29		



Filters: Cost Center Name Not Equal To DoNotReport; Billing Period Equal To 201410All Meter CodesAll Group Names

elpaso

Energy CAP

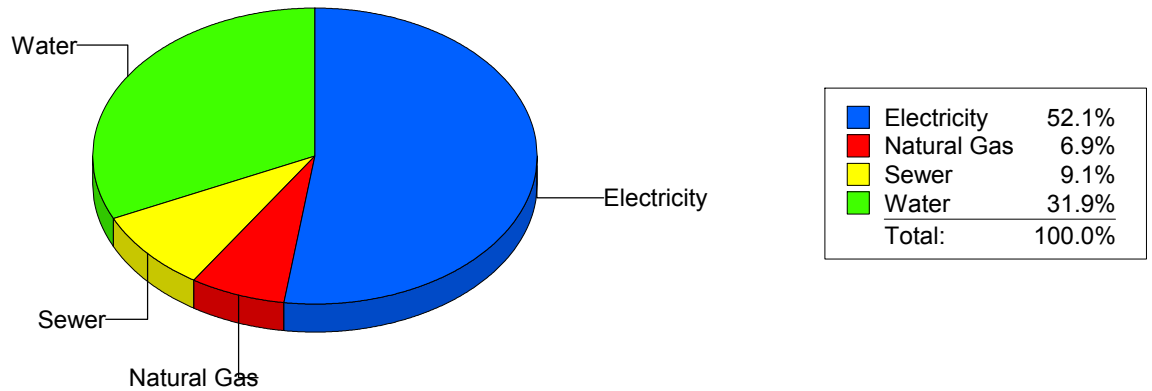
Cost Avoidance Program

Cost Summary Graph

Grouped by Energy Type

Energy Type	Use	Units	Meter Cost	Special Charges	Total Cost	Avg Unit Cost	% of Total Cost
Site: MAGOFFIN MIDDLE SCHO - MAGOFFIN MIDDLE SCHO							
Electricity	20,414	KWH	\$2,553.23	\$0.00	\$2,553.23	0.1251	52.14%
Natural Gas	432	CCF	\$337.74	\$0.00	\$337.74	0.7818	6.90%
Water	592	CCF	\$1,560.27	\$0.00	\$1,560.27	2.6356	31.86%
Sewer	157	CCF	\$445.89	\$0.00	\$445.89	2.8401	9.11%
Total Cost:			\$4,897.13	\$0.00	\$4,897.13		

For MAGOFFIN MIDDLE SCHO



Filters: Cost Center Name Not Equal To DoNotReport; Billing Period Equal To 201410All Meter CodesAll Group Names

elpaso

Energy CAP

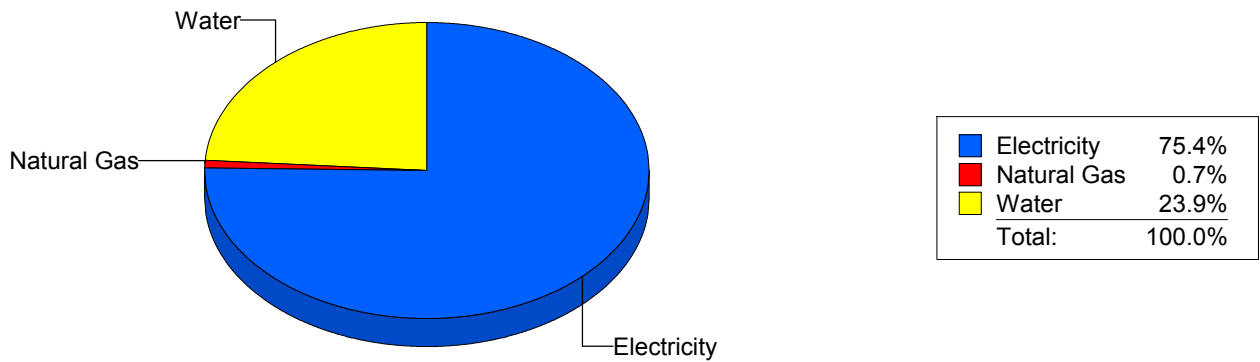
Cost Avoidance Program

Cost Summary Graph

Grouped by Energy Type

Energy Type	Use	Units	Meter Cost	Special Charges	Total Cost	Avg Unit Cost	% of Total Cost
Site: MAGOFFINMIDDLESCHOOLN047 - MAGOFFIN NEW MIDDLE SCHOOL							
Electricity	122,600	KWH	\$14,196.76	\$0.00	\$14,196.76	0.1158	75.41%
Natural Gas	101	CCF	\$130.92	\$0.00	\$130.92	1.2962	0.70%
Water	1,159	CCF	\$4,497.97	\$0.00	\$4,497.97	3.8809	23.89%
Total Cost:			\$18,825.65	\$0.00	\$18,825.65		

For MAGOFFIN
NEW MIDDLE
SCHOOL



Filters: Cost Center Name Not Equal To DoNotReport; Billing Period Equal To 201410All Meter CodesAll Group Names

elpaso

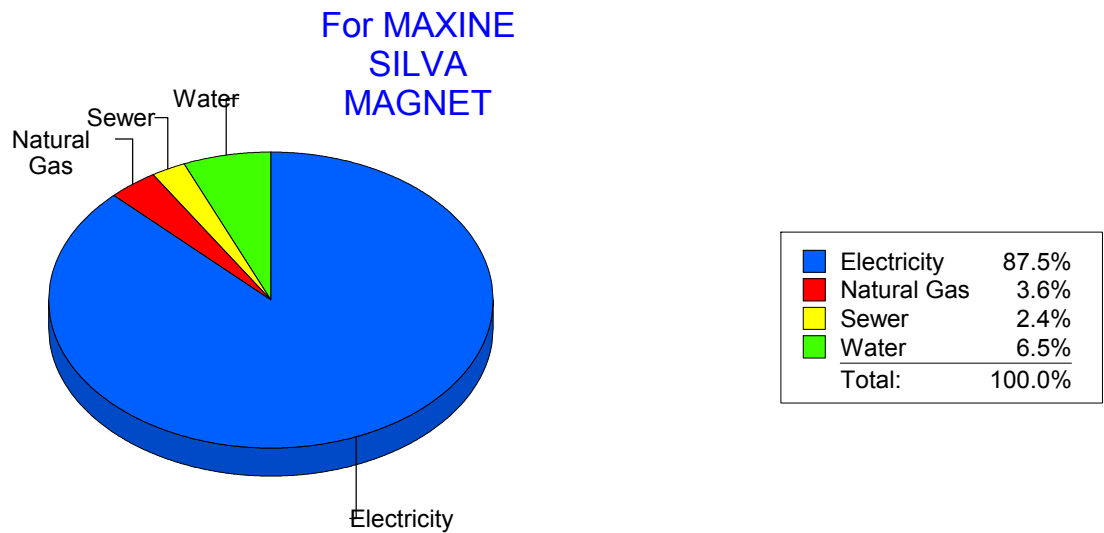
Energy CAP

Cost Avoidance Program

Cost Summary Graph

Grouped by Energy Type

Energy Type	Use	Units	Meter Cost	Special Charges	Total Cost	Avg Unit Cost	% of Total Cost
Site: MAXINE SILVA MAGNET - MAXINE SILVA MAGNET							
Electricity	75,900	KWH	\$9,358.44	\$0.00	\$9,358.44	0.1233	87.50%
Natural Gas	511	CCF	\$386.58	\$0.00	\$386.58	0.7565	3.61%
Water	220	CCF	\$694.05	\$0.00	\$694.05	3.1548	6.49%
Sewer	78	CCF	\$256.47	\$0.00	\$256.47	3.2881	2.40%
Total Cost:			\$10,695.54	\$0.00	\$10,695.54		



Filters: Cost Center Name Not Equal To DoNotReport; Billing Period Equal To 201410All Meter CodesAll Group Names

elpaso

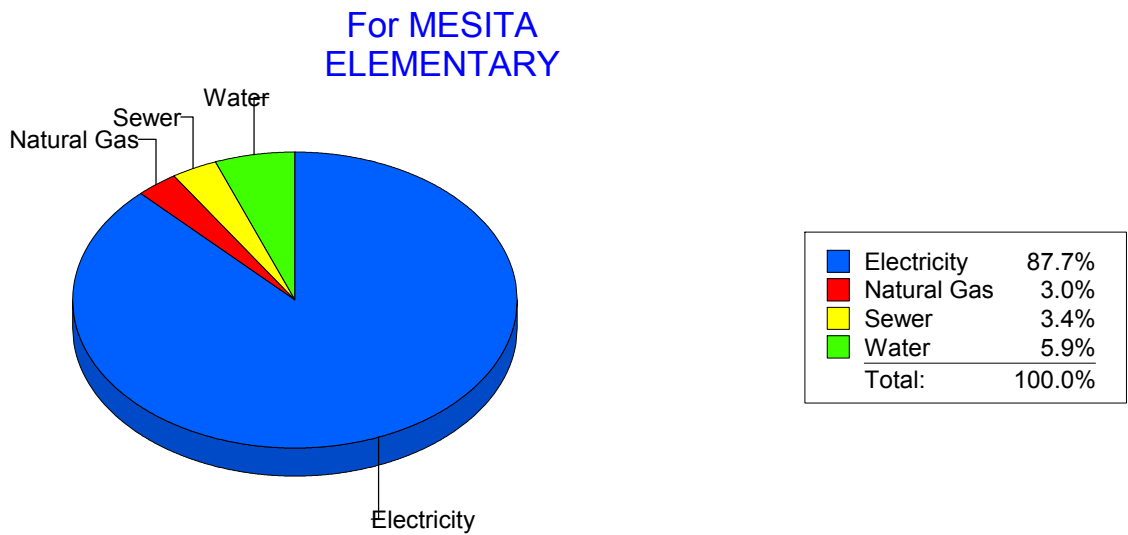
Energy CAP

Cost Avoidance Program

Cost Summary Graph

Grouped by Energy Type

Energy Type	Use	Units	Meter Cost	Special Charges	Total Cost	Avg Unit Cost	% of Total Cost
Site: MESITA ELEMENTARY - MESITA ELEMENTARY							
Electricity	105,000	KWH	\$12,170.69	\$0.00	\$12,170.69	0.1159	87.75%
Natural Gas	438	CCF	\$414.60	\$0.00	\$414.60	0.9466	2.99%
Water	182	CCF	\$818.40	\$0.00	\$818.40	4.4967	5.90%
Sewer	172	CCF	\$466.59	\$0.00	\$466.59	2.7127	3.36%
Total Cost:			\$13,870.28	\$0.00	\$13,870.28		



Filters: Cost Center Name Not Equal To DoNotReport; Billing Period Equal To 201410All Meter CodesAll Group Names

el Paso

Energy CAP

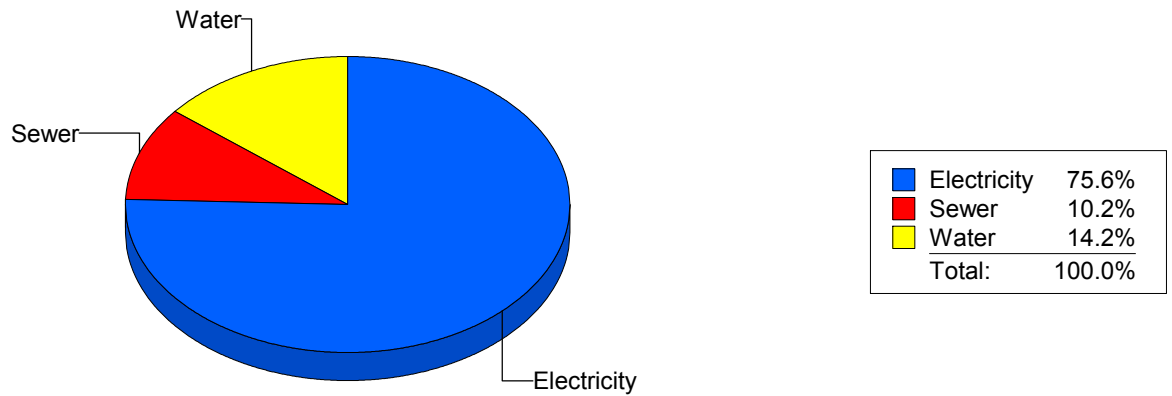
Cost Avoidance Program

Cost Summary Graph

Grouped by Energy Type

Energy Type	Use	Units	Meter Cost	Special Charges	Total Cost	Avg Unit Cost	% of Total Cost
Site: MILAM ELEMENTARY - MILAM ELEMENTARY							
Electricity	18,720	KWH	\$2,472.17	\$0.00	\$2,472.17	0.1321	75.55%
Water	212	CCF	\$466.11	\$0.00	\$466.11	2.1986	14.25%
Sewer	134	CCF	\$333.75	\$0.00	\$333.75	2.4907	10.20%
Total Cost:			\$3,272.03	\$0.00	\$3,272.03		

For MILAM ELEMENTARY



Filters: Cost Center Name Not Equal To DoNotReport; Billing Period Equal To 201410All Meter CodesAll Group Names

elpaso

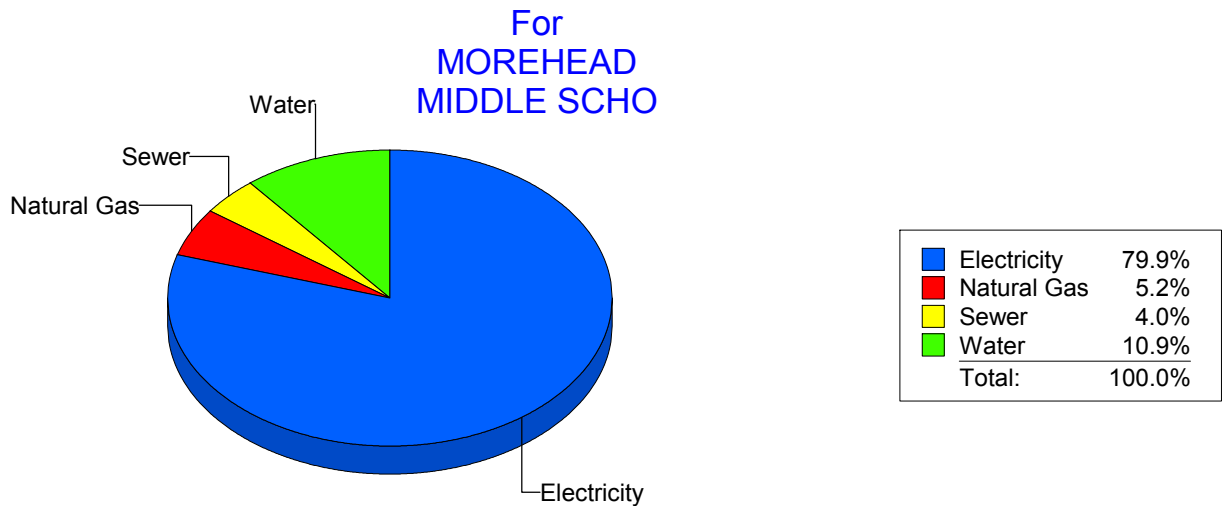
Energy CAP

Cost Avoidance Program

Cost Summary Graph

Grouped by Energy Type

Energy Type	Use	Units	Meter Cost	Special Charges	Total Cost	Avg Unit Cost	% of Total Cost
Site: MOREHEAD MIDDLE SCHO - MOREHEAD MIDDLE SCHO							
Electricity	95,671	KWH	\$12,634.94	\$0.00	\$12,634.94	0.1321	79.85%
Natural Gas	1,237	CCF	\$824.21	\$0.00	\$824.21	0.6663	5.21%
Water	1,220	CCF	\$1,726.21	\$0.00	\$1,726.21	1.4149	10.91%
Sewer	296	CCF	\$637.71	\$0.00	\$637.71	2.1544	4.03%
Total Cost:			\$15,823.07	\$0.00	\$15,823.07		



Filters: Cost Center Name Not Equal To DoNotReport; Billing Period Equal To 201410All Meter CodesAll Group Names

el paso

Energy CAP

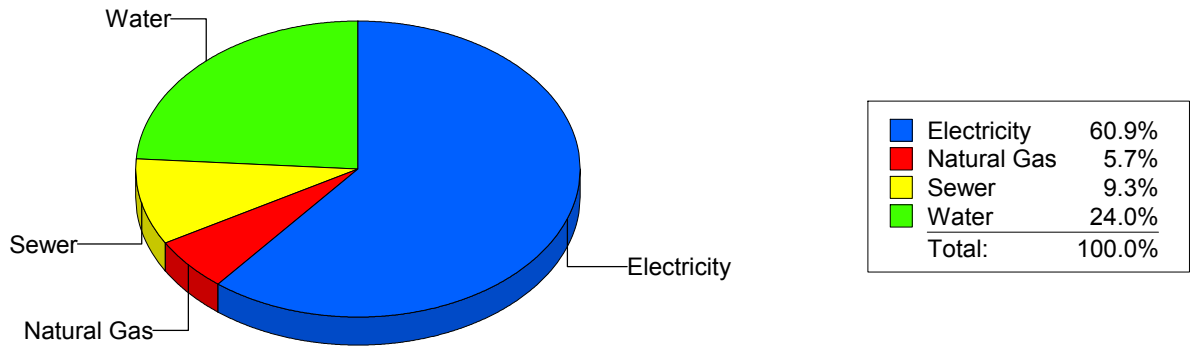
Cost Avoidance Program

Cost Summary Graph

Grouped by Energy Type

Energy Type	Use	Units	Meter Cost	Special Charges	Total Cost	Avg Unit Cost	% of Total Cost
Site: NEWMAN ELEMENTARY - NEWMAN ELEMENTARY							
Electricity	29,306	KWH	\$4,018.02	\$0.00	\$4,018.02	0.1371	60.95%
Natural Gas	241	CCF	\$378.19	\$0.00	\$378.19	1.5693	5.74%
Water	731	CCF	\$1,580.36	\$0.00	\$1,580.36	2.1619	23.97%
Sewer	359	CCF	\$616.25	\$0.00	\$616.25	1.7166	9.35%
Total Cost:			\$6,592.82	\$0.00	\$6,592.82		

For NEWMAN ELEMENTARY



Filters: Cost Center Name Not Equal To DoNotReport; Billing Period Equal To 201410All Meter CodesAll Group Names

el paso

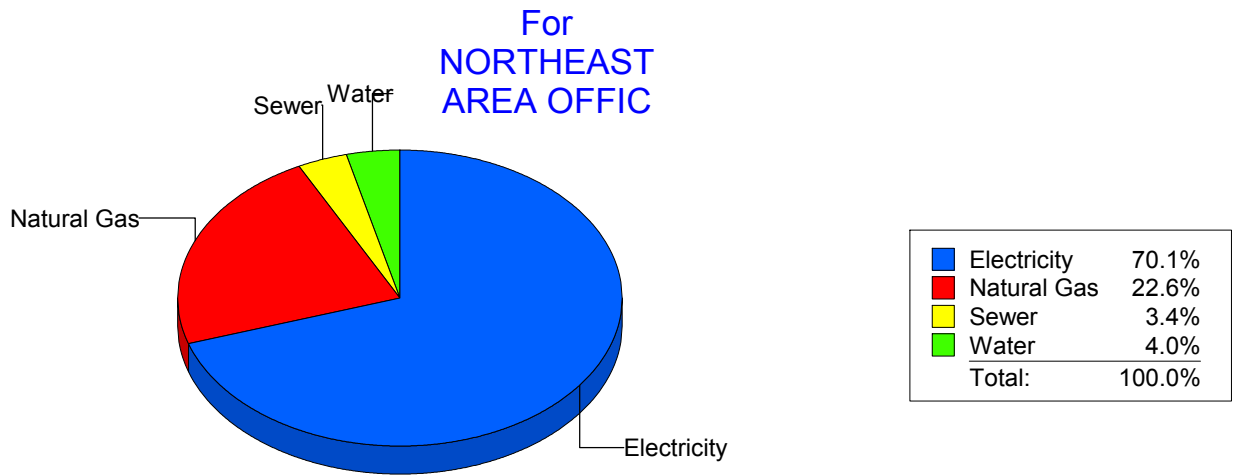
Energy CAP

Cost Avoidance Program

Cost Summary Graph

Grouped by Energy Type

Energy Type	Use	Units	Meter Cost	Special Charges	Total Cost	Avg Unit Cost	% of Total Cost
Site: NORTHEAST AREA OFFIC - NORTHEAST AREA OFFIC							
Electricity	6,800	KWH	\$1,040.09	\$0.00	\$1,040.09	0.1530	70.07%
Natural Gas	29	CCF	\$334.82	\$0.00	\$334.82	11.5455	22.56%
Water	8	CCF	\$58.76	\$0.00	\$58.76	7.3450	3.96%
Sewer	5	CCF	\$50.62	\$0.00	\$50.62	10.1240	3.41%
Total Cost:			\$1,484.29	\$0.00	\$1,484.29		



Filters: Cost Center Name Not Equal To DoNotReport; Billing Period Equal To 201410All Meter CodesAll Group Names

el paso

Energy CAP

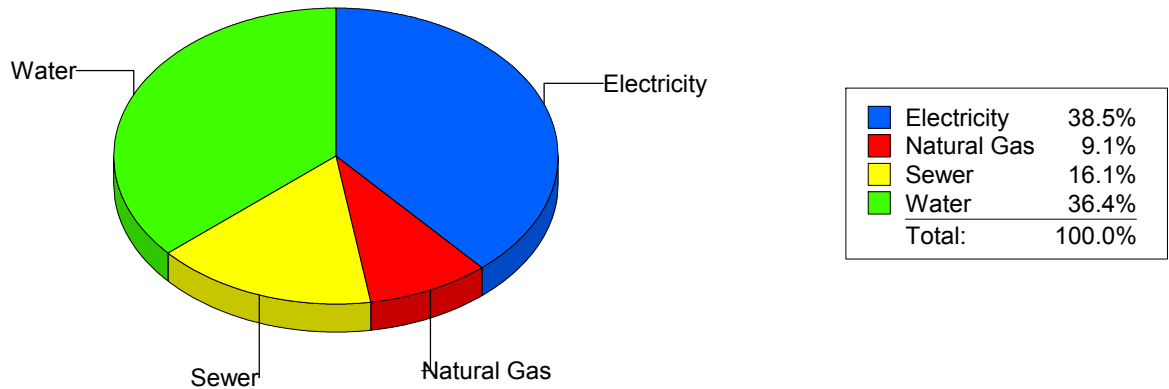
Cost Avoidance Program

Cost Summary Graph

Grouped by Energy Type

Energy Type	Use	Units	Meter Cost	Special Charges	Total Cost	Avg Unit Cost	% of Total Cost
Site: NORTHEAST AREA TRANS - NORTHEAST AREA TRANS							
Electricity	6,412	KWH	\$703.39	\$0.00	\$703.39	0.1097	38.47%
Natural Gas	12	CCF	\$166.15	\$0.00	\$166.15	13.8458	9.09%
Water	157	CCF	\$664.58	\$0.00	\$664.58	4.2330	36.35%
Sewer	47	CCF	\$294.09	\$0.00	\$294.09	6.2572	16.09%
Total Cost:			\$1,828.21	\$0.00	\$1,828.21		

For
NORTHEAST
AREA TRANS



Filters: Cost Center Name Not Equal To DoNotReport; Billing Period Equal To 201410All Meter CodesAll Group Names

el paso

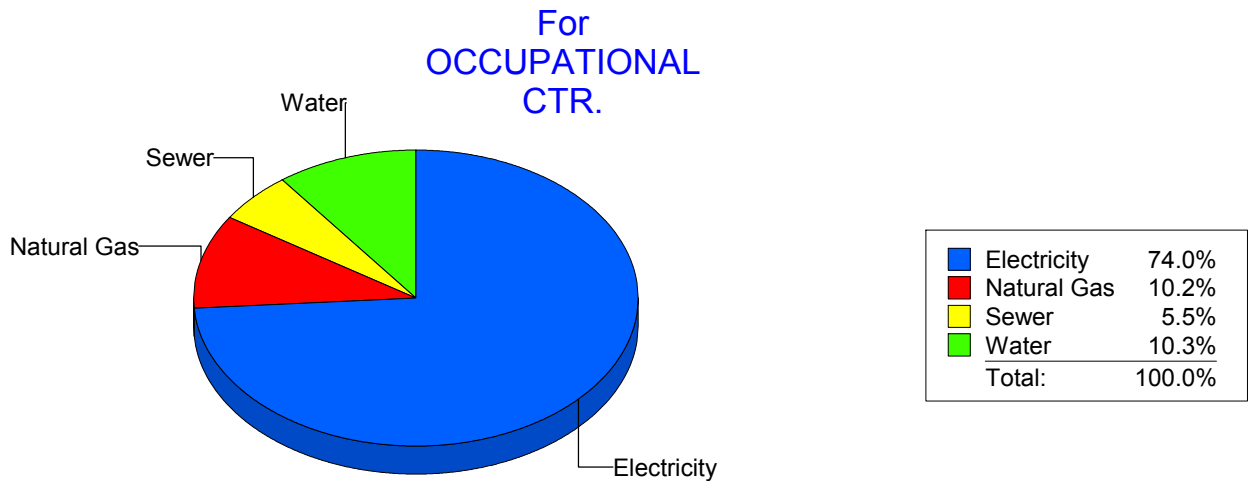
Energy CAP

Cost Avoidance Program

Cost Summary Graph

Grouped by Energy Type

Energy Type	Use	Units	Meter Cost	Special Charges	Total Cost	Avg Unit Cost	% of Total Cost
Site: OCCUPATIONAL CTR. - OCCUPATIONAL CTR.							
Electricity	5,600	KWH	\$867.96	\$0.00	\$867.96	0.1550	73.97%
Natural Gas	79	CCF	\$119.74	\$0.00	\$119.74	1.5157	10.21%
Water	22	CCF	\$121.07	\$0.00	\$121.07	5.5032	10.32%
Sewer	8	CCF	\$64.55	\$0.00	\$64.55	8.0688	5.50%
Total Cost:			\$1,173.32	\$0.00	\$1,173.32		



Filters: Cost Center Name Not Equal To DoNotReport; Billing Period Equal To 201410All Meter CodesAll Group Names

elpaso

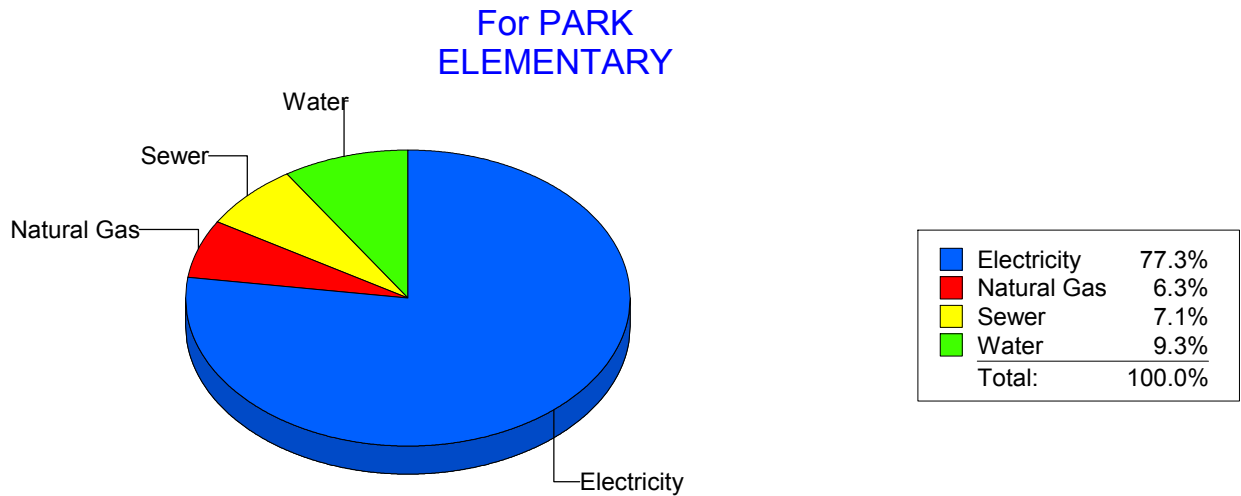
Energy CAP

Cost Avoidance Program

Cost Summary Graph

Grouped by Energy Type

Energy Type	Use	Units	Meter Cost	Special Charges	Total Cost	Avg Unit Cost	% of Total Cost
Site: PARK ELEMENTARY - PARK ELEMENTARY							
Electricity	30,755	KWH	\$4,182.31	\$0.00	\$4,182.31	0.1360	77.26%
Natural Gas	312	CCF	\$340.91	\$0.00	\$340.91	1.0927	6.30%
Water	205	CCF	\$503.14	\$0.00	\$503.14	2.4543	9.29%
Sewer	144	CCF	\$386.87	\$0.00	\$386.87	2.6866	7.15%
Total Cost:			\$5,413.23	\$0.00	\$5,413.23		



Filters: Cost Center Name Not Equal To DoNotReport; Billing Period Equal To 201410All Meter CodesAll Group Names

elpaso

Energy CAP

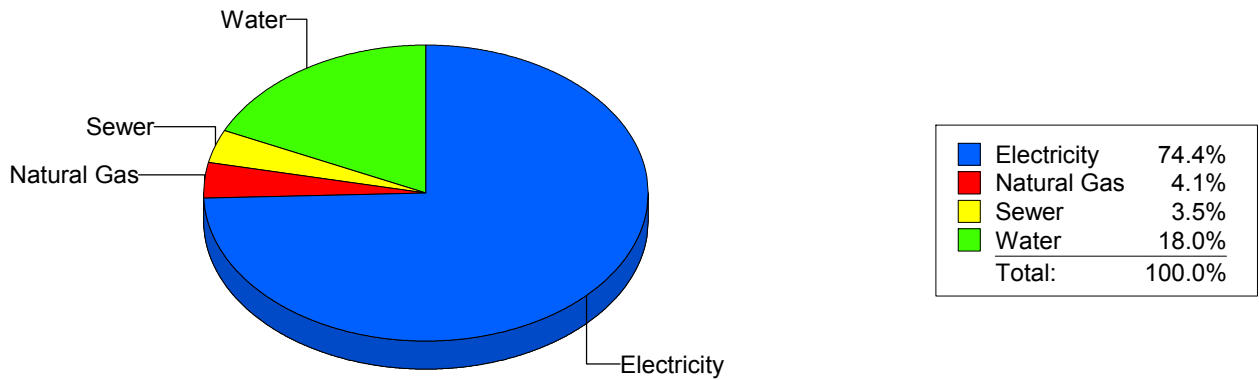
Cost Avoidance Program

Cost Summary Graph

Grouped by Energy Type

Energy Type	Use	Units	Meter Cost	Special Charges	Total Cost	Avg Unit Cost	% of Total Cost
Site: PAUL MORENO - PAUL MORENO							
Electricity	61,200	KWH	\$7,597.02	\$0.00	\$7,597.02	0.1241	74.38%
Natural Gas	429	CCF	\$415.72	\$0.00	\$415.72	0.9690	4.07%
Water	431	CCF	\$1,841.12	\$0.00	\$1,841.12	4.2717	18.03%
Sewer	114	CCF	\$359.66	\$0.00	\$359.66	3.1549	3.52%
Total Cost:			\$10,213.52	\$0.00	\$10,213.52		

For PAUL MORENO



Filters: Cost Center Name Not Equal To DoNotReport; Billing Period Equal To 201410All Meter CodesAll Group Names

elpaso

Energy CAP

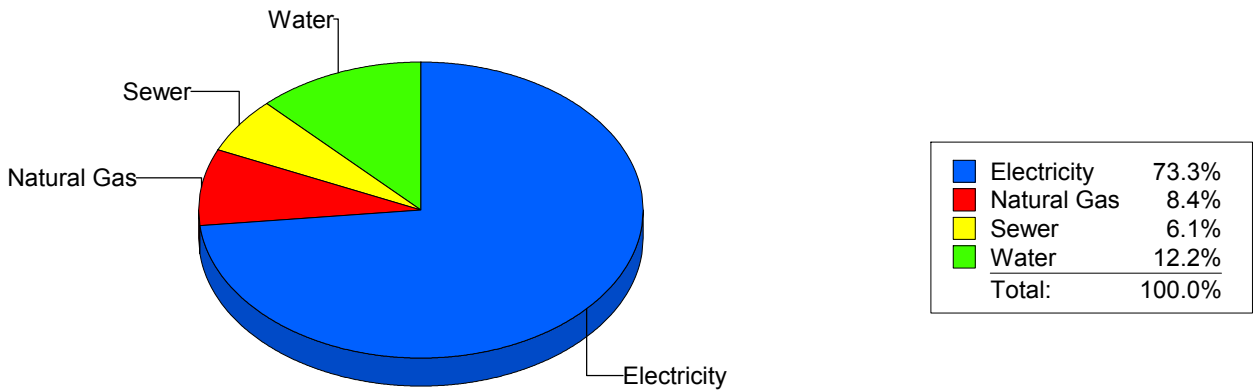
Cost Avoidance Program

Cost Summary Graph

Grouped by Energy Type

Energy Type	Use	Units	Meter Cost	Special Charges	Total Cost	Avg Unit Cost	% of Total Cost
Site: POLK ELEMENTARY - POLK ELEMENTARY							
Electricity	35,300	KWH	\$4,702.06	\$0.00	\$4,702.06	0.1332	73.29%
Natural Gas	632	CCF	\$539.52	\$0.00	\$539.52	0.8537	8.41%
Water	346	CCF	\$781.15	\$0.00	\$781.15	2.2577	12.18%
Sewer	177	CCF	\$393.09	\$0.00	\$393.09	2.2208	6.13%
Total Cost:			\$6,415.82	\$0.00	\$6,415.82		

For POLK ELEMENTARY



Filters: Cost Center Name Not Equal To DoNotReport; Billing Period Equal To 201410All Meter CodesAll Group Names

elpaso

Energy CAP

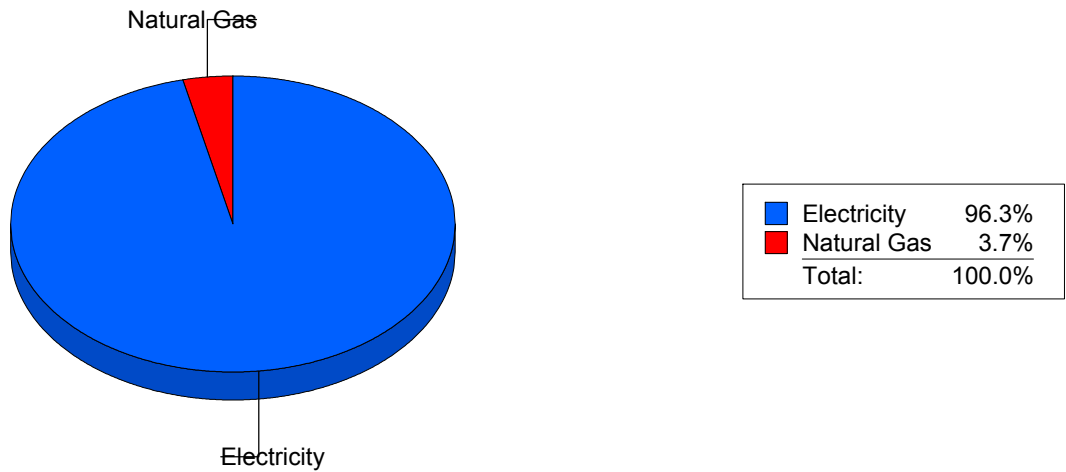
Cost Avoidance Program

Cost Summary Graph

Grouped by Energy Type

Energy Type	Use	Units	Meter Cost	Special Charges	Total Cost	Avg Unit Cost	% of Total Cost
Site: POWELL - POWELL							
Electricity	66,600	KWH	\$9,775.64	\$0.00	\$9,775.64	0.1468	96.29%
Natural Gas	494	CCF	\$376.23	\$0.00	\$376.23	0.7616	3.71%
Total Cost:			\$10,151.87	\$0.00	\$10,151.87		

For POWELL



Filters: Cost Center Name Not Equal To DoNotReport; Billing Period Equal To 201410All Meter CodesAll Group Names

elpaso

Energy CAP

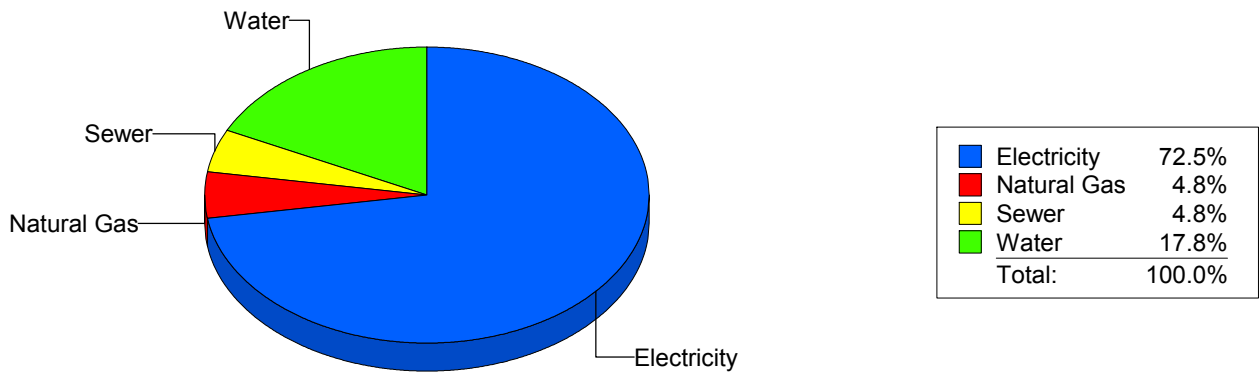
Cost Avoidance Program

Cost Summary Graph

Grouped by Energy Type

Energy Type	Use	Units	Meter Cost	Special Charges	Total Cost	Avg Unit Cost	% of Total Cost
Site: PUTNAM ELEMENTARY - PUTNAM ELEMENTARY							
Electricity	36,356	KWH	\$4,801.15	\$0.00	\$4,801.15	0.1321	72.55%
Natural Gas	277	CCF	\$320.83	\$0.00	\$320.83	1.1582	4.85%
Water	408	CCF	\$1,175.85	\$0.00	\$1,175.85	2.8820	17.77%
Sewer	175	CCF	\$320.15	\$0.00	\$320.15	1.8294	4.84%
Total Cost:			\$6,617.98	\$0.00	\$6,617.98		

For PUTNAM ELEMENTARY



Filters: Cost Center Name Not Equal To DoNotReport; Billing Period Equal To 201410All Meter CodesAll Group Names

elpaso

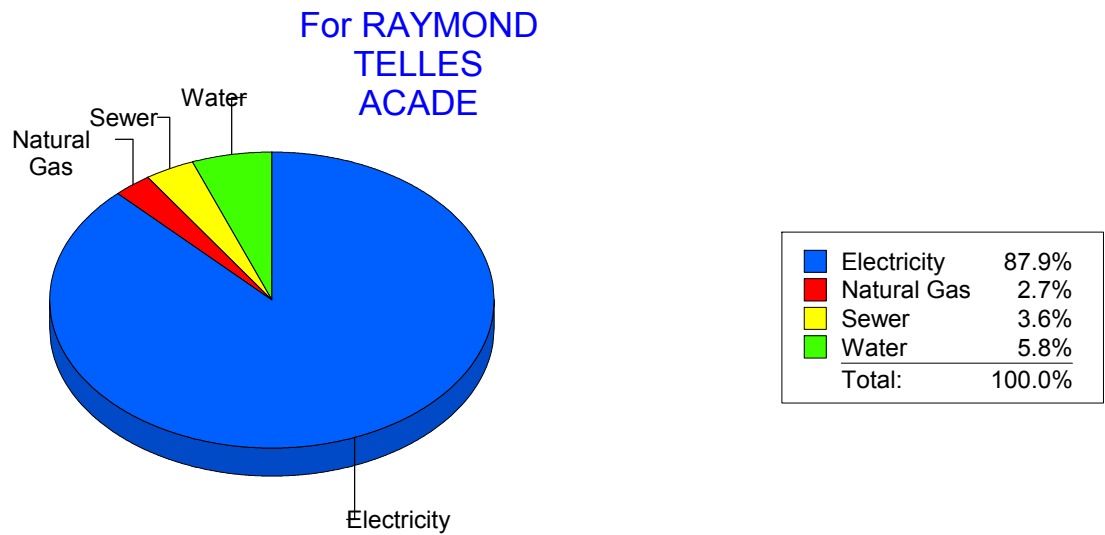
Energy CAP

Cost Avoidance Program

Cost Summary Graph

Grouped by Energy Type

Energy Type	Use	Units	Meter Cost	Special Charges	Total Cost	Avg Unit Cost	% of Total Cost
Site: RAYMOND TELLES ACADE - RAYMOND TELLES ACADE							
Electricity	4,300	KWH	\$5,538.30	\$0.00	\$5,538.30	1.2880	87.91%
Natural Gas	162	CCF	\$168.97	\$0.00	\$168.97	1.0430	2.68%
Water	110	CCF	\$366.63	\$0.00	\$366.63	3.3330	5.82%
Sewer	56	CCF	\$226.11	\$0.00	\$226.11	4.0377	3.59%
Total Cost:			\$6,300.01	\$0.00	\$6,300.01		



Filters: Cost Center Name Not Equal To DoNotReport; Billing Period Equal To 201410All Meter CodesAll Group Names

elpaso

Energy CAP

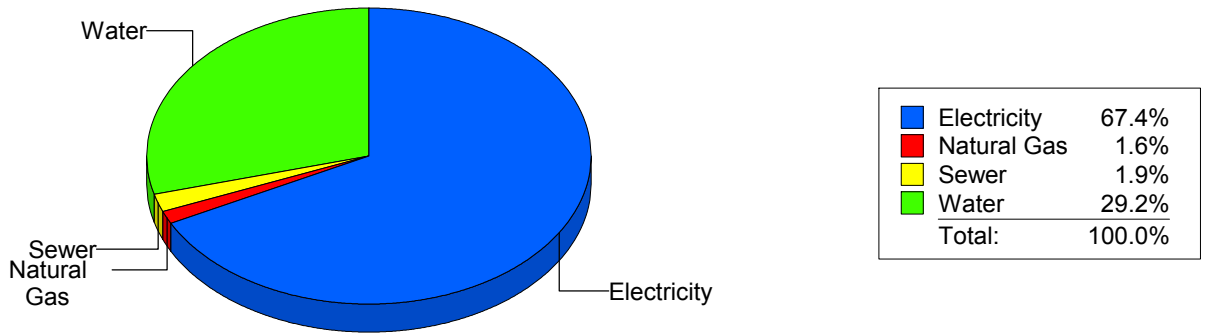
Cost Avoidance Program

Cost Summary Graph

Grouped by Energy Type

Energy Type	Use	Units	Meter Cost	Special Charges	Total Cost	Avg Unit Cost	% of Total Cost
Site: RICHARDSON MIDDLE - RICHARDSON MIDDLE							
Electricity	113,700	KWH	\$13,213.88	\$0.00	\$13,213.88	0.1162	67.37%
Natural Gas	38	CCF	\$310.05	\$0.00	\$310.05	8.1592	1.58%
Water	1,141	CCF	\$5,718.90	\$0.00	\$5,718.90	5.0122	29.16%
Sewer	161	CCF	\$371.01	\$0.00	\$371.01	2.3044	1.89%
Total Cost:			\$19,613.84	\$0.00	\$19,613.84		

For
RICHARDSON
MIDDLE



Filters: Cost Center Name Not Equal To DoNotReport; Billing Period Equal To 201410All Meter CodesAll Group Names

elpaso

Energy CAP

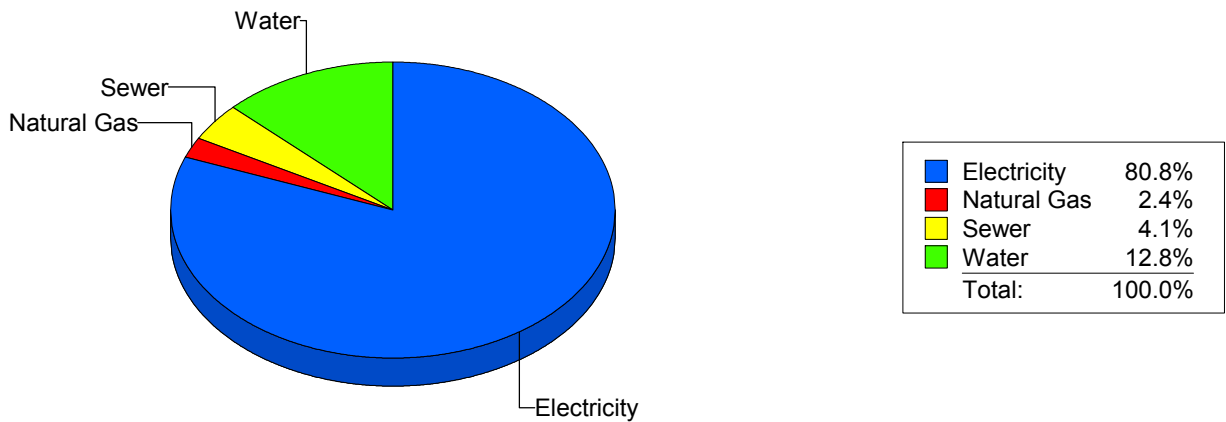
Cost Avoidance Program

Cost Summary Graph

Grouped by Energy Type

Energy Type	Use	Units	Meter Cost	Special Charges	Total Cost	Avg Unit Cost	% of Total Cost
Site: RIVERA ELEMENTARY - RIVERA ELEMENTARY							
Electricity	57,000	KWH	\$7,884.65	\$0.00	\$7,884.65	0.1383	80.79%
Natural Gas	265	CCF	\$233.27	\$0.00	\$233.27	0.8803	2.39%
Water	388	CCF	\$1,245.12	\$0.00	\$1,245.12	3.2091	12.76%
Sewer	179	CCF	\$395.85	\$0.00	\$395.85	2.2115	4.06%
Total Cost:			\$9,758.89	\$0.00	\$9,758.89		

For RIVERA ELEMENTARY



Filters: Cost Center Name Not Equal To DoNotReport; Billing Period Equal To 201410All Meter CodesAll Group Names

el Paso

Energy CAP

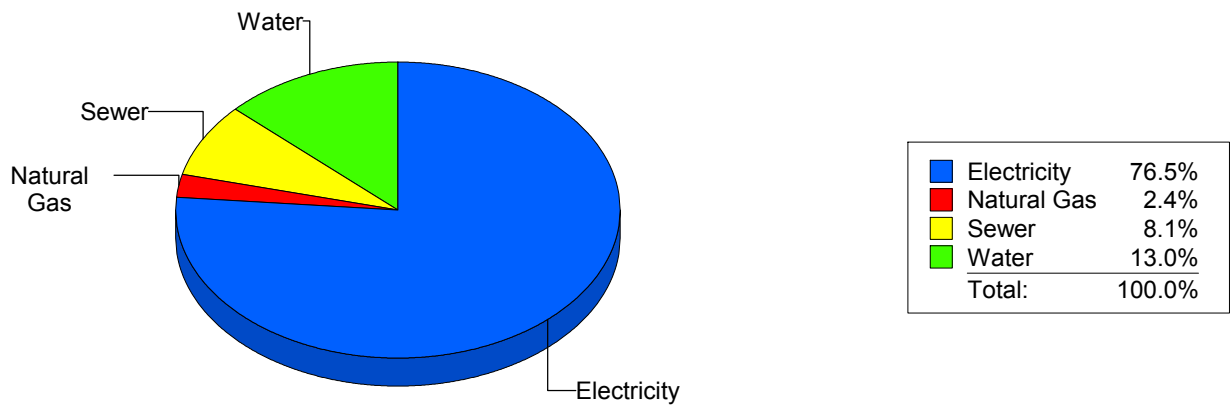
Cost Avoidance Program

Cost Summary Graph

Grouped by Energy Type

Energy Type	Use	Units	Meter Cost	Special Charges	Total Cost	Avg Unit Cost	% of Total Cost
Site: ROBERTS ELEMENTARY - ROBERTS ELEMENTARY							
Electricity	44,103	KWH	\$5,257.94	\$0.00	\$5,257.94	0.1192	76.50%
Natural Gas	12	CCF	\$166.15	\$0.00	\$166.15	13.8458	2.42%
Water	433	CCF	\$893.37	\$0.00	\$893.37	2.0632	13.00%
Sewer	287	CCF	\$555.82	\$0.00	\$555.82	1.9367	8.09%
Total Cost:			\$6,873.28	\$0.00	\$6,873.28		

For ROBERTS ELEMENTARY



Filters: Cost Center Name Not Equal To DoNotReport; Billing Period Equal To 201410All Meter CodesAll Group Names

elpaso

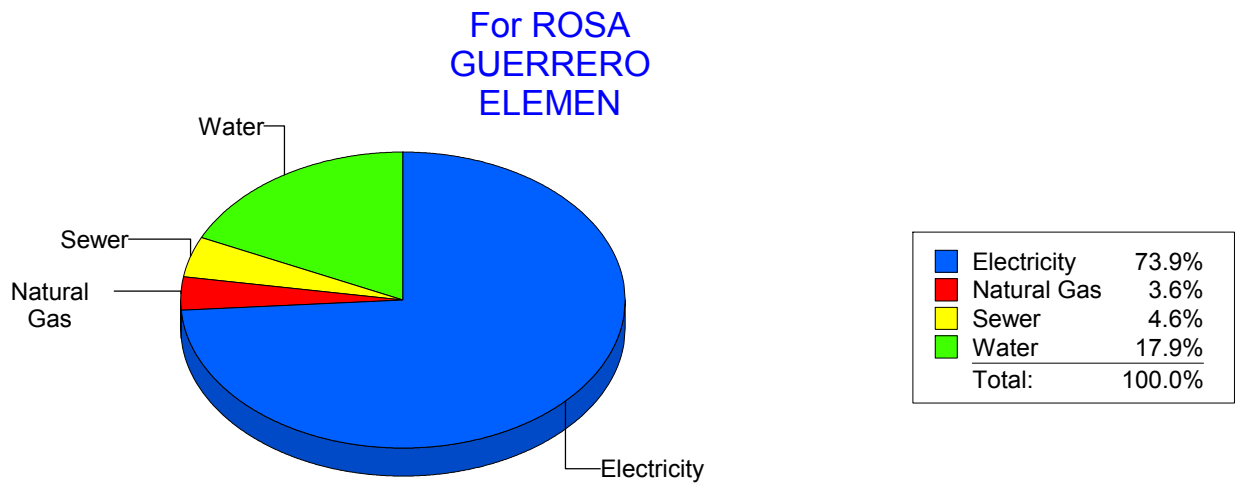
Energy CAP

Cost Avoidance Program

Cost Summary Graph

Grouped by Energy Type

Energy Type	Use	Units	Meter Cost	Special Charges	Total Cost	Avg Unit Cost	% of Total Cost
Site: ROSA GUERRERO ELEMEN - ROSA GUERRERO ELEMEN							
Electricity	45,780	KWH	\$6,744.70	\$0.00	\$6,744.70	0.1473	73.92%
Natural Gas	282	CCF	\$324.01	\$0.00	\$324.01	1.1490	3.55%
Water	837	CCF	\$1,635.58	\$0.00	\$1,635.58	1.9541	17.92%
Sewer	148	CCF	\$420.39	\$0.00	\$420.39	2.8405	4.61%
Total Cost:			\$9,124.68	\$0.00	\$9,124.68		



Filters: Cost Center Name Not Equal To DoNotReport; Billing Period Equal To 201410All Meter CodesAll Group Names

el Paso

Energy CAP

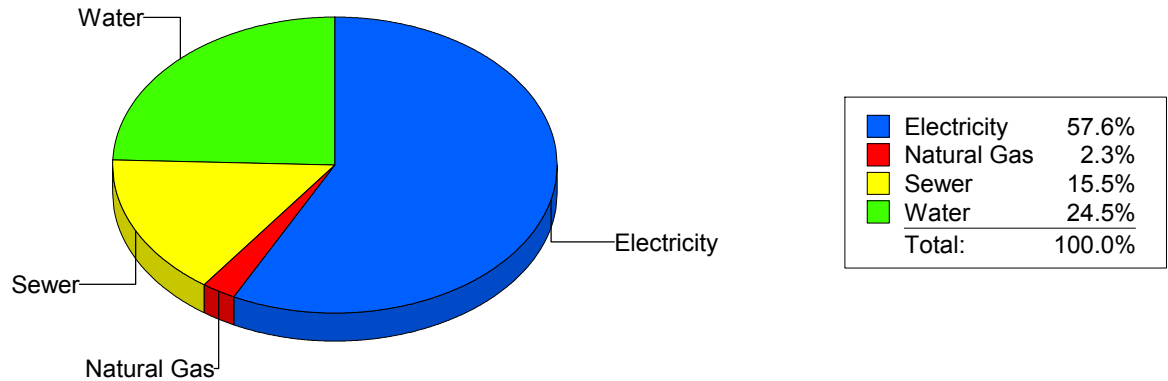
Cost Avoidance Program

Cost Summary Graph

Grouped by Energy Type

Energy Type	Use	Units	Meter Cost	Special Charges	Total Cost	Avg Unit Cost	% of Total Cost
Site: ROSS MIDDLE SCHOOL - ROSS MIDDLE SCHOOL							
Electricity	59,664	KWH	\$8,673.53	\$0.00	\$8,673.53	0.1454	57.62%
Natural Gas	450	CCF	\$348.75	\$0.00	\$348.75	0.7750	2.32%
Water	2,280	CCF	\$3,692.19	\$0.00	\$3,692.19	1.6194	24.53%
Sewer	1,586	CCF	\$2,337.51	\$0.00	\$2,337.51	1.4738	15.53%
Total Cost:			\$15,051.98	\$0.00	\$15,051.98		

For ROSS
MIDDLE
SCHOOL



Filters: Cost Center Name Not Equal To DoNotReport; Billing Period Equal To 201410All Meter CodesAll Group Names

elpaso

Energy CAP

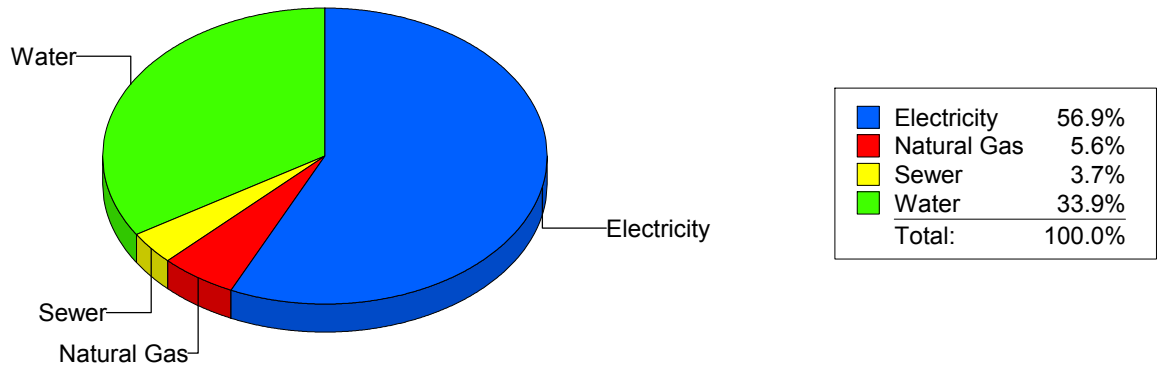
Cost Avoidance Program

Cost Summary Graph

Grouped by Energy Type

Energy Type	Use	Units	Meter Cost	Special Charges	Total Cost	Avg Unit Cost	% of Total Cost
Site: RUSK ELEMENTARY - RUSK ELEMENTARY							
Electricity	28,704	KWH	\$3,816.57	\$0.00	\$3,816.57	0.1330	56.88%
Natural Gas	235	CCF	\$374.57	\$0.00	\$374.57	1.5939	5.58%
Water	511	CCF	\$2,272.90	\$0.00	\$2,272.90	4.4479	33.87%
Sewer	73	CCF	\$246.31	\$0.00	\$246.31	3.3741	3.67%
Total Cost:			\$6,710.35	\$0.00	\$6,710.35		

For RUSK ELEMENTARY



Filters: Cost Center Name Not Equal To DoNotReport; Billing Period Equal To 201410All Meter CodesAll Group Names

elpaso

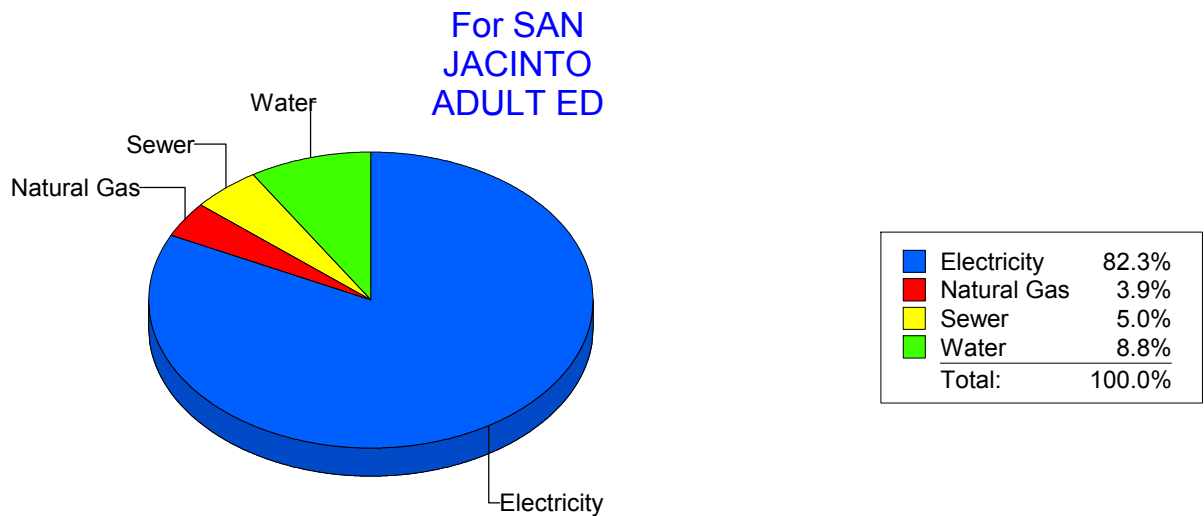
Energy CAP

Cost Avoidance Program

Cost Summary Graph

Grouped by Energy Type

Energy Type	Use	Units	Meter Cost	Special Charges	Total Cost	Avg Unit Cost	% of Total Cost
Site: SAN JACINTO ADULT ED - SAN JACINTO ADULT ED							
Electricity	11,800	KWH	\$1,686.08	\$0.00	\$1,686.08	0.1429	82.25%
Natural Gas	0	CCF	\$80.07	\$0.00	\$80.07	0.0000	3.91%
Water	56	CCF	\$180.53	\$0.00	\$180.53	3.2238	8.81%
Sewer	26	CCF	\$103.20	\$0.00	\$103.20	3.9692	5.03%
Total Cost:			\$2,049.88	\$0.00	\$2,049.88		



Filters: Cost Center Name Not Equal To DoNotReport; Billing Period Equal To 201410All Meter CodesAll Group Names

elpaso

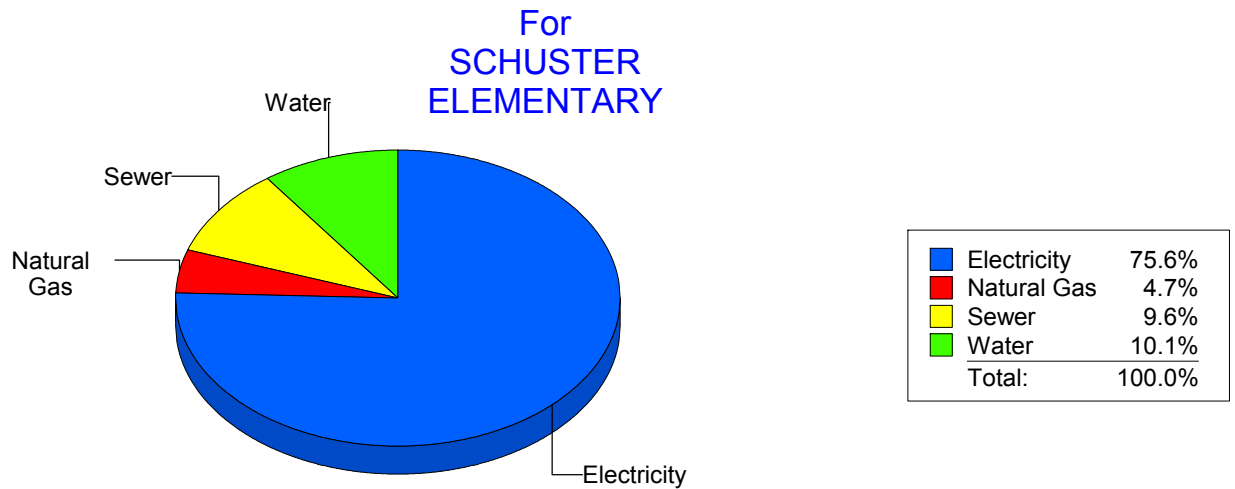
Energy CAP

Cost Avoidance Program

Cost Summary Graph

Grouped by Energy Type

Energy Type	Use	Units	Meter Cost	Special Charges	Total Cost	Avg Unit Cost	% of Total Cost
Site: SCHUSTER ELEMENTARY - SCHUSTER ELEMENTARY							
Electricity	20,342	KWH	\$2,593.26	\$0.00	\$2,593.26	0.1275	75.62%
Natural Gas	147	CCF	\$159.62	\$0.00	\$159.62	1.0859	4.65%
Water	179	CCF	\$346.97	\$0.00	\$346.97	1.9384	10.12%
Sewer	190	CCF	\$329.52	\$0.00	\$329.52	1.7343	9.61%
Total Cost:			\$3,429.37	\$0.00	\$3,429.37		



Filters: Cost Center Name Not Equal To DoNotReport; Billing Period Equal To 201410All Meter CodesAll Group Names

el paso

Energy CAP

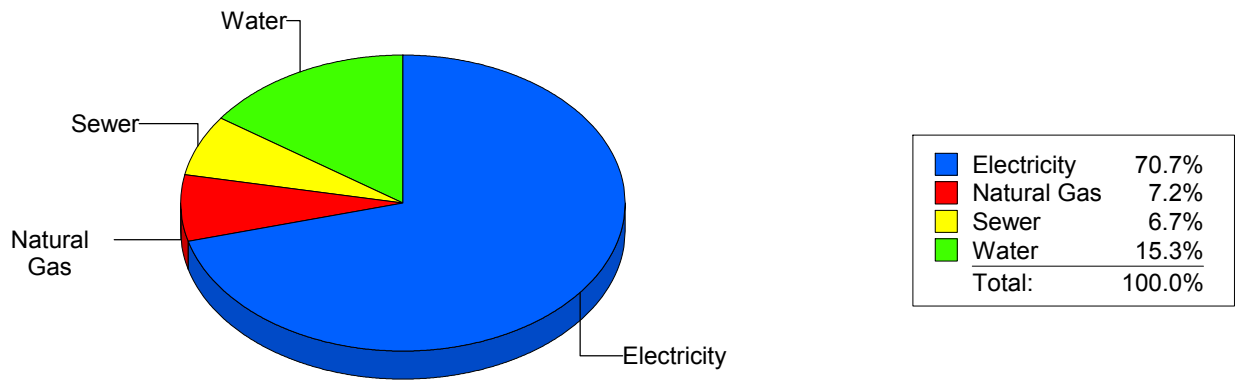
Cost Avoidance Program

Cost Summary Graph

Grouped by Energy Type

Energy Type	Use	Units	Meter Cost	Special Charges	Total Cost	Avg Unit Cost	% of Total Cost
Site: STANTON ELEMENTARY - STANTON ELEMENTARY							
Electricity	28,431	KWH	\$3,946.48	\$0.00	\$3,946.48	0.1388	70.70%
Natural Gas	410	CCF	\$404.22	\$0.00	\$404.22	0.9859	7.24%
Water	378	CCF	\$856.34	\$0.00	\$856.34	2.2654	15.34%
Sewer	184	CCF	\$374.75	\$0.00	\$374.75	2.0367	6.71%
Total Cost:			\$5,581.79	\$0.00	\$5,581.79		

For STANTON ELEMENTARY



Filters: Cost Center Name Not Equal To DoNotReport; Billing Period Equal To 201410All Meter CodesAll Group Names

elpaso

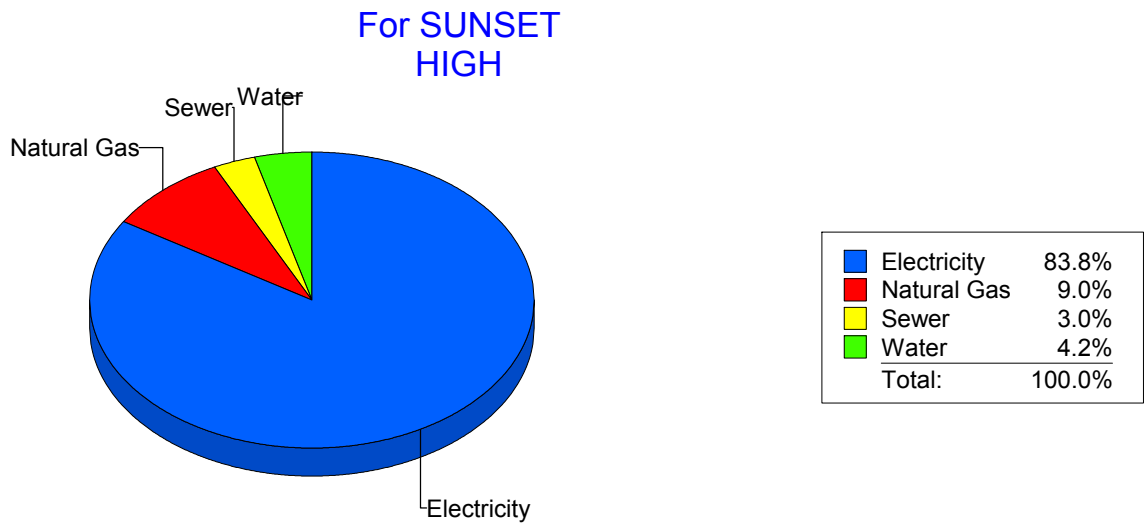
Energy CAP

Cost Avoidance Program

Cost Summary Graph

Grouped by Energy Type

Energy Type	Use	Units	Meter Cost	Special Charges	Total Cost	Avg Unit Cost	% of Total Cost
Site: SUNSET HIGH - SUNSET HIGH							
Electricity	19,280	KWH	\$2,363.21	\$0.00	\$2,363.21	0.1226	83.80%
Natural Gas	296	CCF	\$252.64	\$0.00	\$252.64	0.8535	8.96%
Water	26	CCF	\$118.89	\$0.00	\$118.89	4.5727	4.22%
Sewer	13	CCF	\$85.26	\$0.00	\$85.26	6.5585	3.02%
Total Cost:			\$2,820.00	\$0.00	\$2,820.00		



Filters: Cost Center Name Not Equal To DoNotReport; Billing Period Equal To 201410All Meter CodesAll Group Names

elpaso

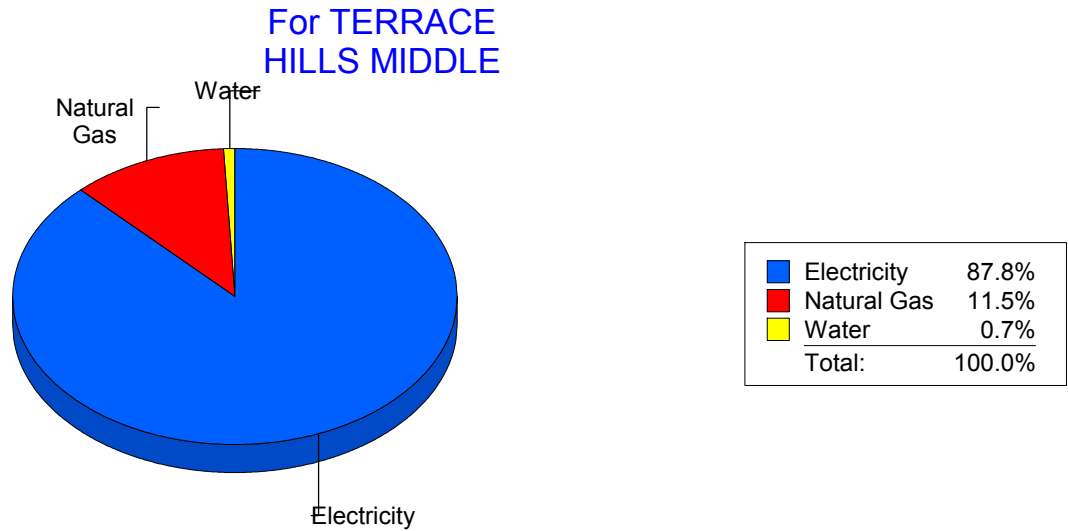
Energy CAP

Cost Avoidance Program

Cost Summary Graph

Grouped by Energy Type

Energy Type	Use	Units	Meter Cost	Special Charges	Total Cost	Avg Unit Cost	% of Total Cost
Site: TERRACE HILLS MIDDLE - TERRACE HILLS MIDDLE							
Electricity	36,300	KWH	\$4,603.96	\$0.00	\$4,603.96	0.1268	87.76%
Natural Gas	747	CCF	\$602.62	\$0.00	\$602.62	0.8067	11.49%
Water	0	CCF	\$39.32	\$0.00	\$39.32	0.0000	0.75%
Total Cost:			\$5,245.90	\$0.00	\$5,245.90		



Filters: Cost Center Name Not Equal To DoNotReport; Billing Period Equal To 201410All Meter CodesAll Group Names

elpaso

Energy CAP

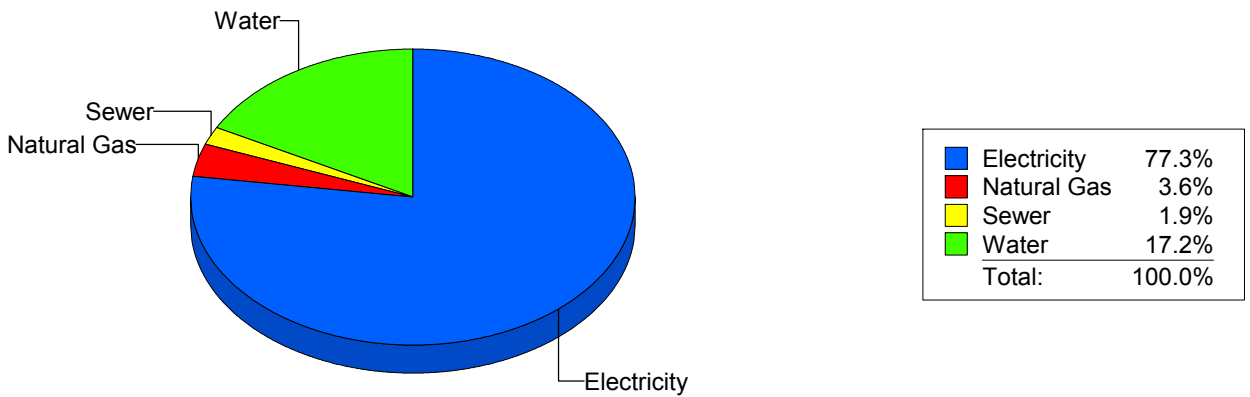
Cost Avoidance Program

Cost Summary Graph

Grouped by Energy Type

Energy Type	Use	Units	Meter Cost	Special Charges	Total Cost	Avg Unit Cost	% of Total Cost
Site: TIPPIN - TIPPIN ELEMENTARY							
Electricity	88,560	KWH	\$11,738.67	\$0.00	\$11,738.67	0.1326	77.34%
Natural Gas	769	CCF	\$542.29	\$0.00	\$542.29	0.7052	3.57%
Water	584	CCF	\$2,615.04	\$0.00	\$2,615.04	4.4778	17.23%
Sewer	97	CCF	\$282.69	\$0.00	\$282.69	2.9143	1.86%
Total Cost:			\$15,178.69	\$0.00	\$15,178.69		

For TIPPIN ELEMENTARY



Filters: Cost Center Name Not Equal To DoNotReport; Billing Period Equal To 201410All Meter CodesAll Group Names

elpaso

Energy CAP

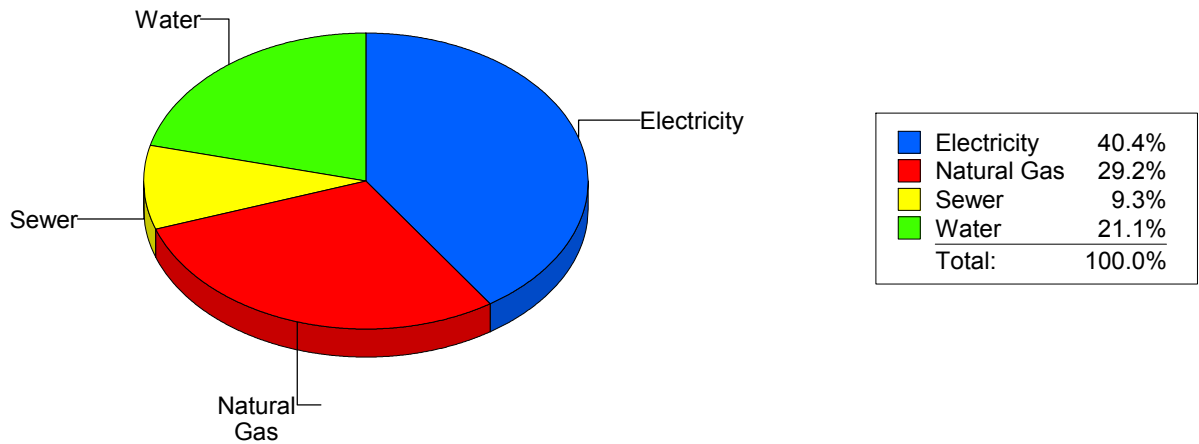
Cost Avoidance Program

Cost Summary Graph

Grouped by Energy Type

Energy Type	Use	Units	Meter Cost	Special Charges	Total Cost	Avg Unit Cost	% of Total Cost
Site: TOMLEA - TOM LEA							
Electricity	98,280	KWH	\$1,138.83	\$0.00	\$1,138.83	0.0116	40.43%
Natural Gas	1,233	CCF	\$821.82	\$0.00	\$821.82	0.6665	29.18%
Water	178	CCF	\$595.56	\$0.00	\$595.56	3.3458	21.14%
Sewer	81	CCF	\$260.61	\$0.00	\$260.61	3.2174	9.25%
Total Cost:			\$2,816.82	\$0.00	\$2,816.82		

For TOM LEA



Filters: Cost Center Name Not Equal To DoNotReport; Billing Period Equal To 201410All Meter CodesAll Group Names

elpaso

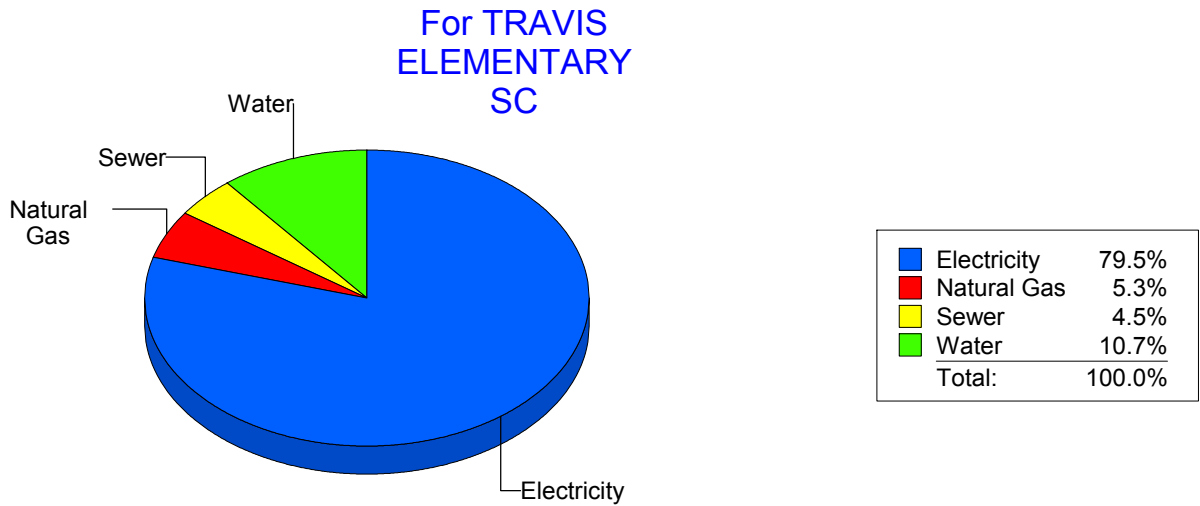
Energy CAP

Cost Avoidance Program

Cost Summary Graph

Grouped by Energy Type

Energy Type	Use	Units	Meter Cost	Special Charges	Total Cost	Avg Unit Cost	% of Total Cost
Site: TRAVIS ELEMENTARY SC - TRAVIS ELEMENTARY SC							
Electricity	28,083	KWH	\$3,770.28	\$0.00	\$3,770.28	0.1343	79.46%
Natural Gas	184	CCF	\$252.77	\$0.00	\$252.77	1.3738	5.33%
Water	161	CCF	\$510.05	\$0.00	\$510.05	3.1680	10.75%
Sewer	66	CCF	\$211.91	\$0.00	\$211.91	3.2108	4.47%
Total Cost:			\$4,745.01	\$0.00	\$4,745.01		



Filters: Cost Center Name Not Equal To DoNotReport; Billing Period Equal To 201410All Meter CodesAll Group Names

elpaso

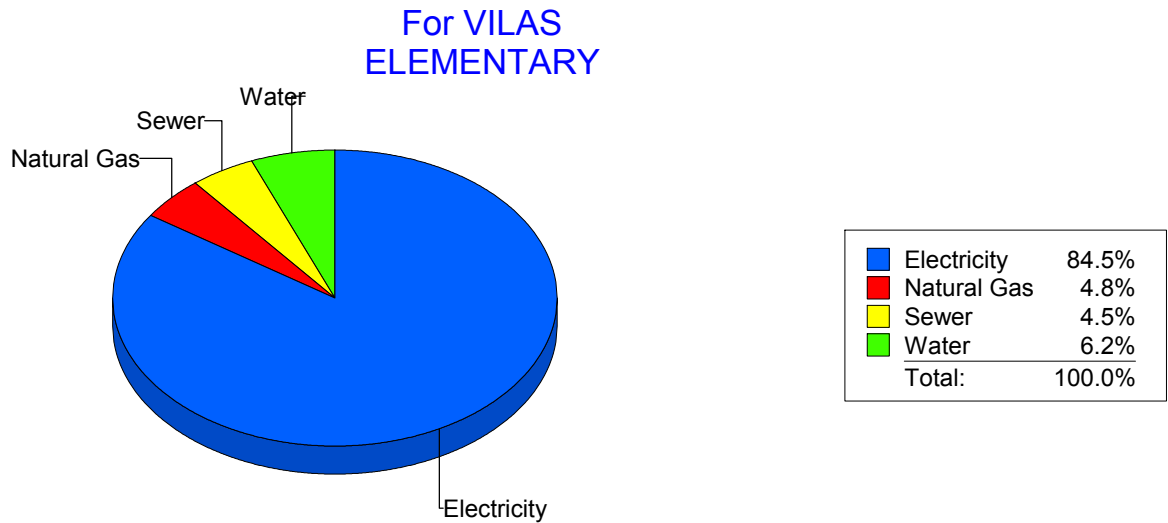
Energy CAP

Cost Avoidance Program

Cost Summary Graph

Grouped by Energy Type

Energy Type	Use	Units	Meter Cost	Special Charges	Total Cost	Avg Unit Cost	% of Total Cost
Site: VILAS ELEMENTARY - VILAS ELEMENTARY							
Electricity	43,304	KWH	\$6,699.51	\$0.00	\$6,699.51	0.1547	84.47%
Natural Gas	243	CCF	\$379.68	\$0.00	\$379.68	1.5625	4.79%
Water	123	CCF	\$495.66	\$0.00	\$495.66	4.0298	6.25%
Sewer	112	CCF	\$356.52	\$0.00	\$356.52	3.1832	4.50%
Total Cost:			\$7,931.37	\$0.00	\$7,931.37		



Filters: Cost Center Name Not Equal To DoNotReport; Billing Period Equal To 201410All Meter CodesAll Group Names

elpaso

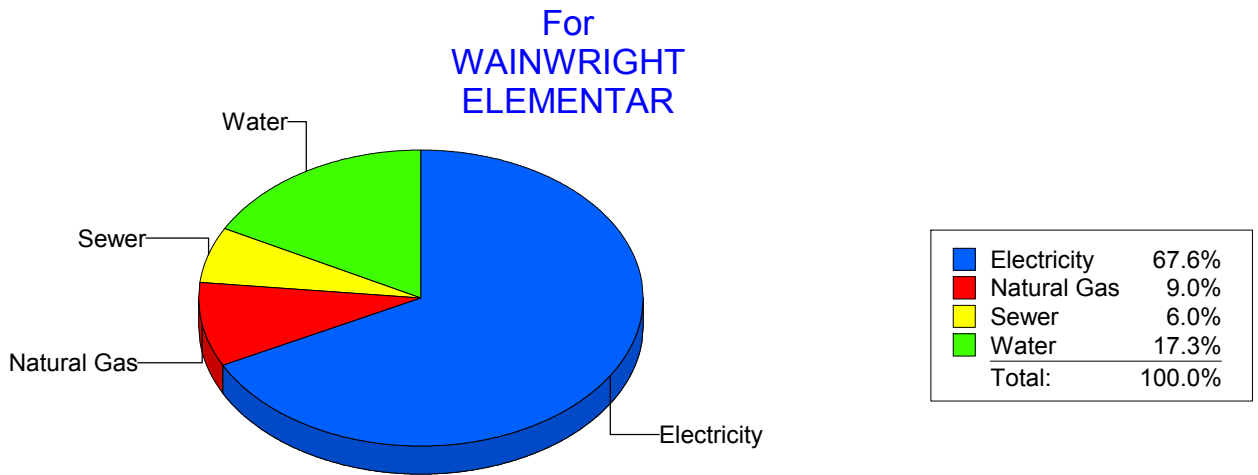
Energy CAP

Cost Avoidance Program

Cost Summary Graph

Grouped by Energy Type

Energy Type	Use	Units	Meter Cost	Special Charges	Total Cost	Avg Unit Cost	% of Total Cost
Site: WAINWRIGHT ELEMENTAR - WAINWRIGHT ELEMENTAR							
Electricity	13,681	KWH	\$1,999.13	\$0.00	\$1,999.13	0.1461	67.64%
Natural Gas	198	CCF	\$267.38	\$0.00	\$267.38	1.3504	9.05%
Water	120	CCF	\$510.28	\$0.00	\$510.28	4.2523	17.26%
Sewer	32	CCF	\$178.80	\$0.00	\$178.80	5.5875	6.05%
Total Cost:			\$2,955.59	\$0.00	\$2,955.59		



Filters: Cost Center Name Not Equal To DoNotReport; Billing Period Equal To 201410All Meter CodesAll Group Names

elpaso

Energy CAP

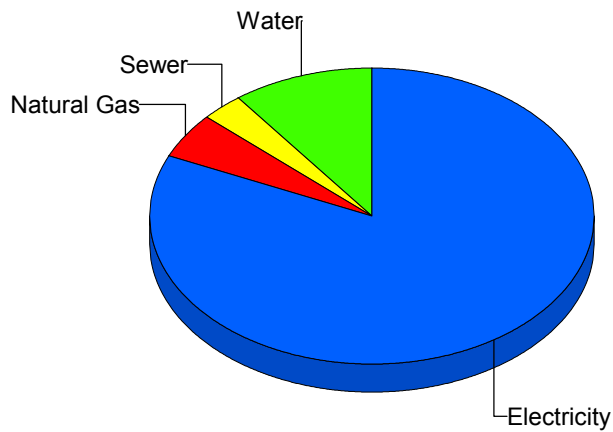
Cost Avoidance Program

Cost Summary Graph

Grouped by Energy Type

Energy Type	Use	Units	Meter Cost	Special Charges	Total Cost	Avg Unit Cost	% of Total Cost
Site: WESTERN HILLS ELEMEN - WESTERN HILLS ELEMEN							
Electricity	67,080	KWH	\$8,842.75	\$0.00	\$8,842.75	0.1318	81.55%
Natural Gas	794	CCF	\$557.20	\$0.00	\$557.20	0.7018	5.14%
Water	375	CCF	\$1,118.86	\$0.00	\$1,118.86	2.9836	10.32%
Sewer	69	CCF	\$324.45	\$0.00	\$324.45	4.7022	2.99%
Total Cost:			\$10,843.26	\$0.00	\$10,843.26		

For WESTERN HILLS ELEMEN



Electricity	81.6%
Natural Gas	5.1%
Sewer	3.0%
Water	10.3%
Total:	100.0%

Filters: Cost Center Name Not Equal To DoNotReport; Billing Period Equal To 201410All Meter CodesAll Group Names

elpaso

Energy CAP

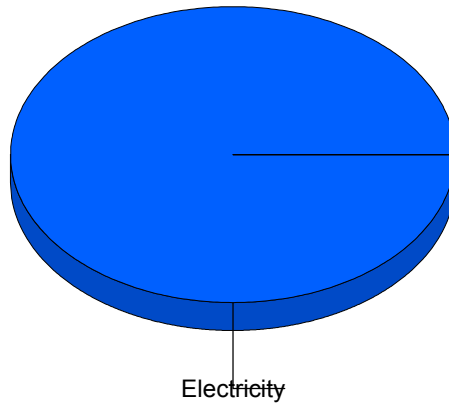
Cost Avoidance Program

Cost Summary Graph

Grouped by Energy Type

Energy Type	Use	Units	Meter Cost	Special Charges	Total Cost	Avg Unit Cost	% of Total Cost
Site: WESTSIDE TRANSPORTAT - WESTSIDE TRANSPORTAT							
Electricity	2,747	KWH	\$373.50	\$0.00	\$373.50	0.1360	100.00%
Total Cost:			\$373.50	\$0.00	\$373.50		

For WESTSIDE TRANSPORTAT



■ Electricity	100.0%
Total:	100.0%

Filters: Cost Center Name Not Equal To DoNotReport; Billing Period Equal To 201410All Meter CodesAll Group Names

elpaso

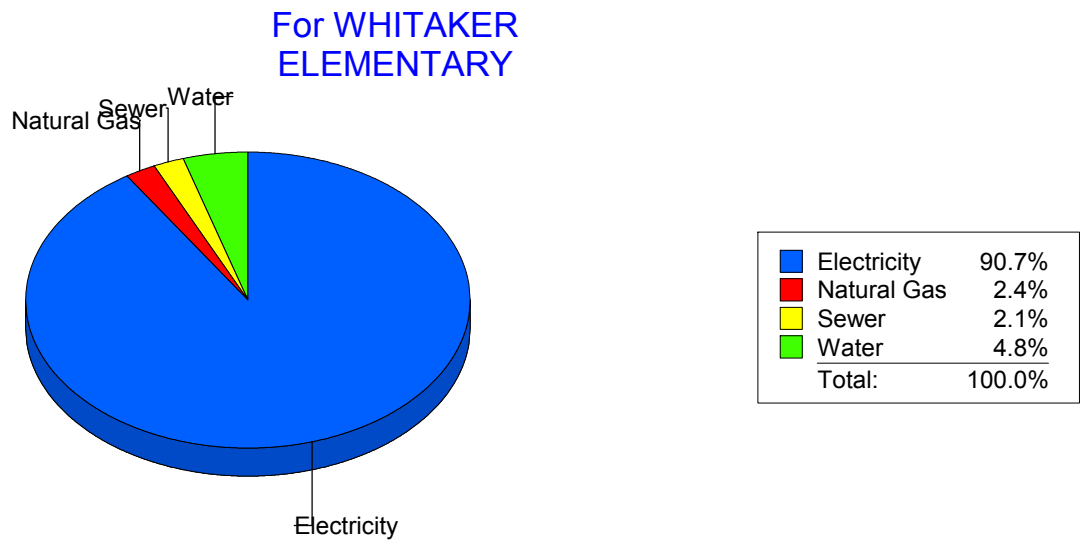
Energy CAP

Cost Avoidance Program

Cost Summary Graph

Grouped by Energy Type

Energy Type	Use	Units	Meter Cost	Special Charges	Total Cost	Avg Unit Cost	% of Total Cost
Site: WHITAKER ELEMENTARY - WHITAKER ELEMENTARY							
Electricity	92,280	KWH	\$11,140.10	\$0.00	\$11,140.10	0.1207	90.71%
Natural Gas	356	CCF	\$290.07	\$0.00	\$290.07	0.8148	2.36%
Water	153	CCF	\$586.79	\$0.00	\$586.79	3.8352	4.78%
Sewer	83	CCF	\$263.37	\$0.00	\$263.37	3.1731	2.14%
Total Cost:			\$12,280.33	\$0.00	\$12,280.33		



Filters: Cost Center Name Not Equal To DoNotReport; Billing Period Equal To 201410All Meter CodesAll Group Names

el paso

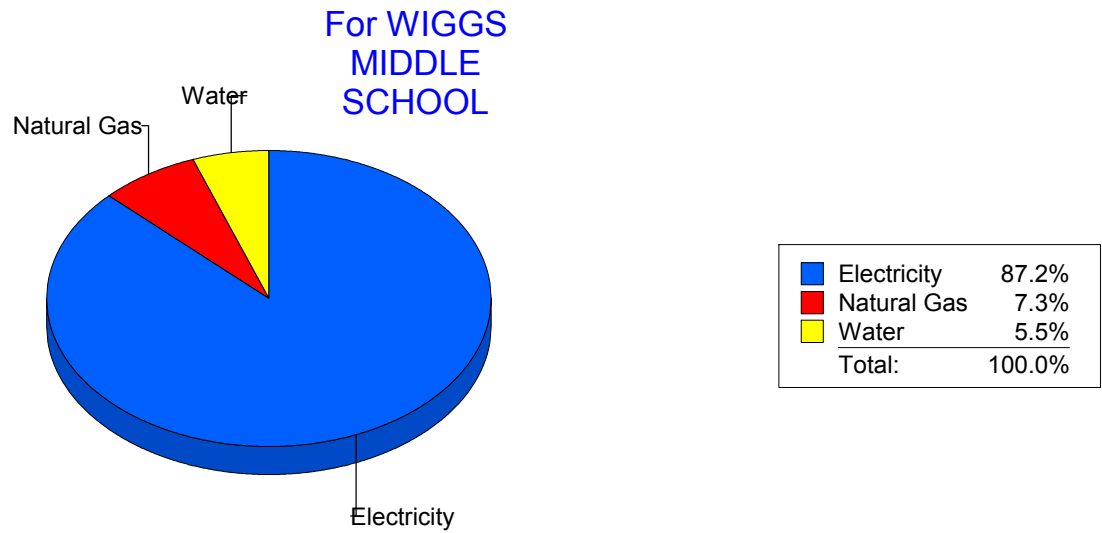
Energy CAP

Cost Avoidance Program

Cost Summary Graph

Grouped by Energy Type

Energy Type	Use	Units	Meter Cost	Special Charges	Total Cost	Avg Unit Cost	% of Total Cost
Site: WIGGS MIDDLE SCHOOL - WIGGS MIDDLE SCHOOL							
Electricity	67,080	KWH	\$8,151.47	\$0.00	\$8,151.47	0.1215	87.21%
Natural Gas	1,005	CCF	\$684.38	\$0.00	\$684.38	0.6810	7.32%
Water	150	CCF	\$510.75	\$0.00	\$510.75	3.4050	5.46%
Total Cost:			\$9,346.60	\$0.00	\$9,346.60		



Filters: Cost Center Name Not Equal To DoNotReport; Billing Period Equal To 201410All Meter CodesAll Group Names

elpaso

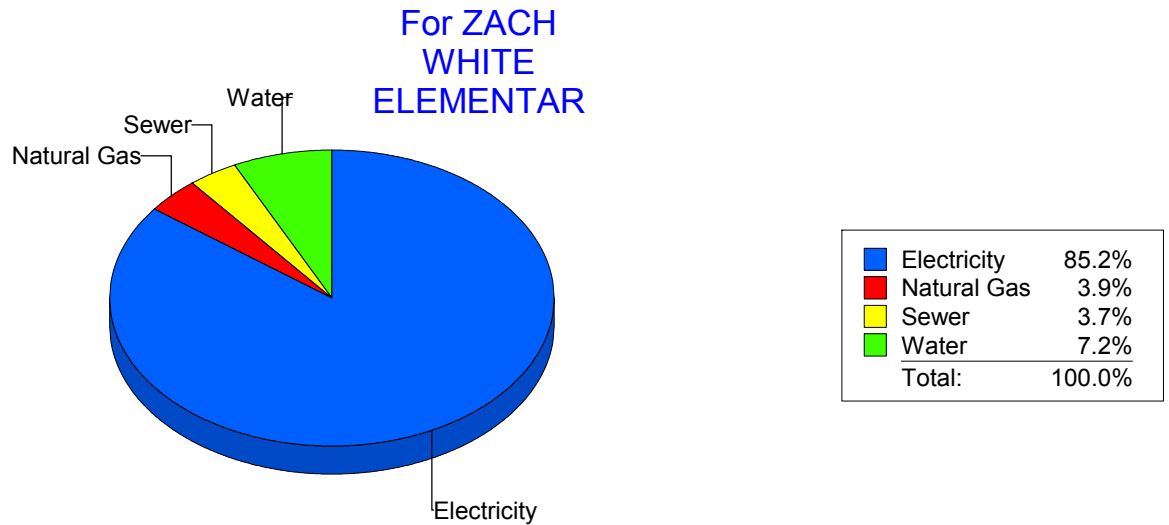
Energy CAP

Cost Avoidance Program

Cost Summary Graph

Grouped by Energy Type

Energy Type	Use	Units	Meter Cost	Special Charges	Total Cost	Avg Unit Cost	% of Total Cost
Site: ZACH WHITE ELEMENTAR - ZACH WHITE ELEMENTAR							
Electricity	67,800	KWH	\$8,935.35	\$0.00	\$8,935.35	0.1318	85.19%
Natural Gas	415	CCF	\$407.03	\$0.00	\$407.03	0.9808	3.88%
Water	302	CCF	\$759.56	\$0.00	\$759.56	2.5151	7.24%
Sewer	183	CCF	\$387.18	\$0.00	\$387.18	2.1157	3.69%
Total Cost:			\$10,489.12	\$0.00	\$10,489.12		



Filters: Cost Center Name Not Equal To DoNotReport; Billing Period Equal To 201410All Meter CodesAll Group Names

elpaso

Energy CAP

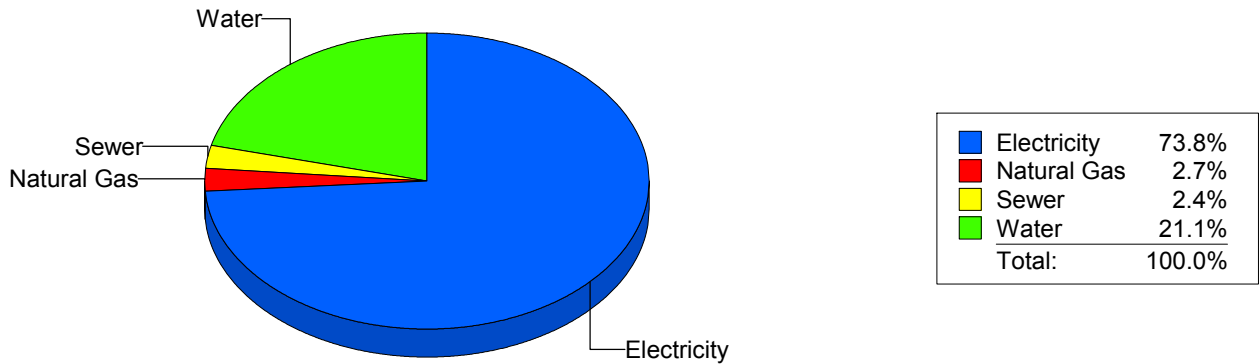
Cost Avoidance Program

Cost Summary Graph

Grouped by Energy Type

Energy Type	Use	Units	Meter Cost	Special Charges	Total Cost	Avg Unit Cost	% of Total Cost
Site: ZAVALA ELEMENTARY SC - ZAVALA ELEMENTARY SC							
Electricity	35,250	KWH	\$4,101.77	\$0.00	\$4,101.77	0.1164	73.84%
Natural Gas	130	CCF	\$149.00	\$0.00	\$149.00	1.1462	2.68%
Water	262	CCF	\$1,173.04	\$0.00	\$1,173.04	4.4773	21.12%
Sewer	46	CCF	\$130.80	\$0.00	\$130.80	2.8435	2.35%
Total Cost:			\$5,554.61	\$0.00	\$5,554.61		

For ZAVALA
ELEMENTARY
SC



Filters: Cost Center Name Not Equal To DoNotReport; Billing Period Equal To 201410All Meter CodesAll Group Names

elpaso

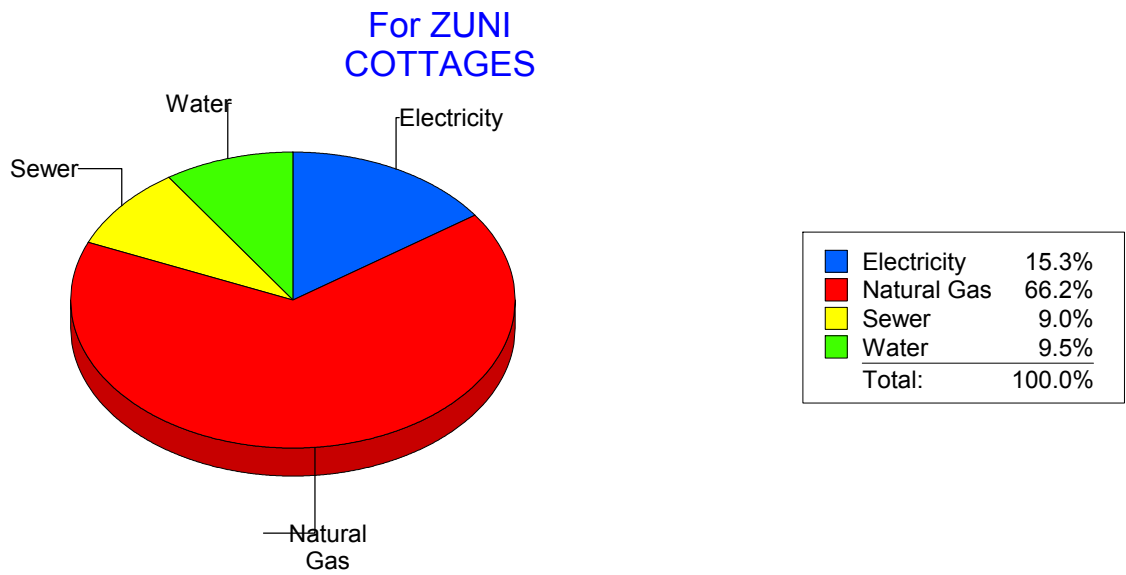
Energy CAP

Cost Avoidance Program

Cost Summary Graph

Grouped by Energy Type

Energy Type	Use	Units	Meter Cost	Special Charges	Total Cost	Avg Unit Cost	% of Total Cost
Site: ZUNI COTTAGES - ZUNI COTTAGES							
Electricity		25 KWH	\$37.35	\$0.00	\$37.35	1.4940	15.34%
Natural Gas		2 CCF	\$161.16	\$0.00	\$161.16	80.5800	66.18%
Water		0 CCF	\$23.14	\$0.00	\$23.14	0.0000	9.50%
Sewer		0 CCF	\$21.86	\$0.00	\$21.86	0.0000	8.98%
Total Cost:			\$243.51	\$0.00	\$243.51		



Filters: Cost Center Name Not Equal To DoNotReport; Billing Period Equal To 201410All Meter CodesAll Group Names

elpaso

Energy CAP

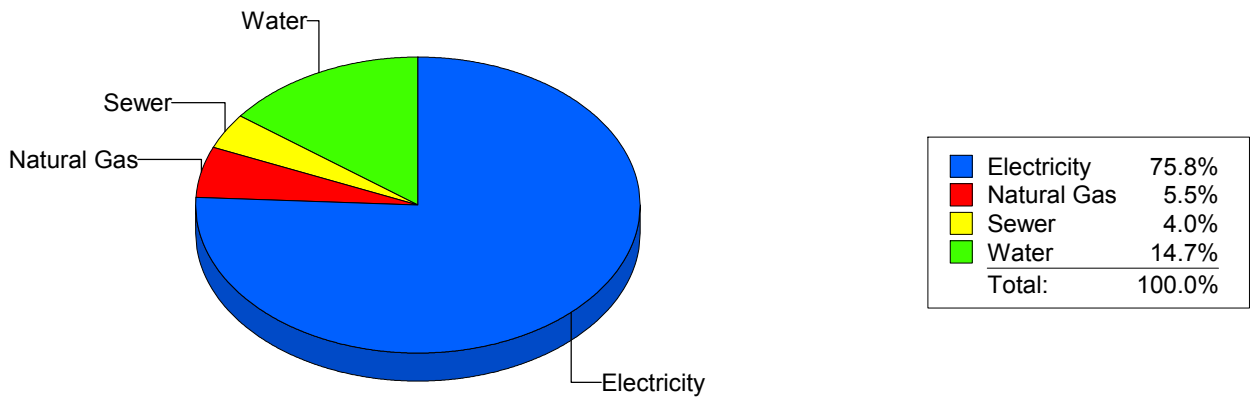
Cost Avoidance Program

Cost Summary Graph

Grouped by Energy Type

Energy Type	Use	Units	Meter Cost	Special Charges	Total Cost	Avg Unit Cost	% of Total Cost
All Sites							
Electricity	6,880,870	KWH	\$820,467.48	\$0.00	\$820,467.48	0.1192	75.81%
Natural Gas	61,364	CCF	\$59,352.62	\$0.00	\$59,352.62	0.9672	5.48%
Water	54,321	CCF	\$159,570.13	\$0.00	\$159,570.13	2.9375	14.74%
Sewer	18,146	CCF	\$42,925.19	\$0.00	\$42,925.19	2.3655	3.97%
Total Cost:			\$1,082,315.42	\$0.00	\$1,082,315.42		

For All Sites



Filters: Cost Center Name Not Equal To DoNotReport; Billing Period Equal To 201410All Meter CodesAll Group Names