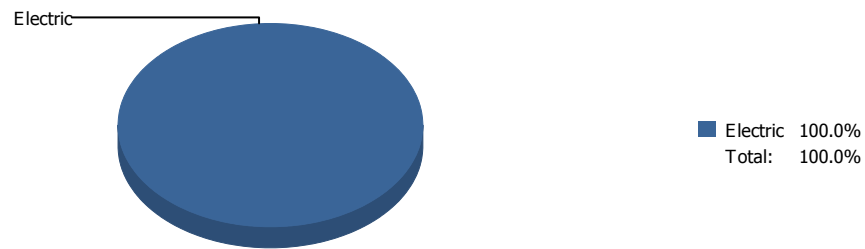
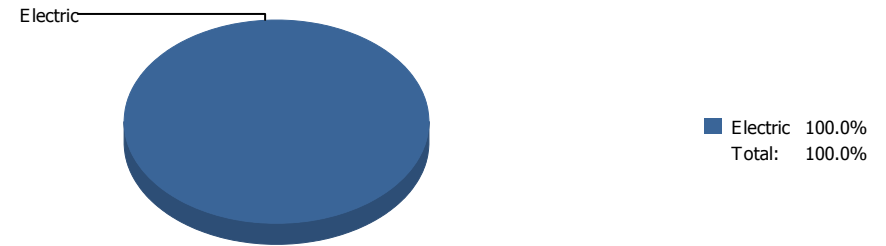


Energy

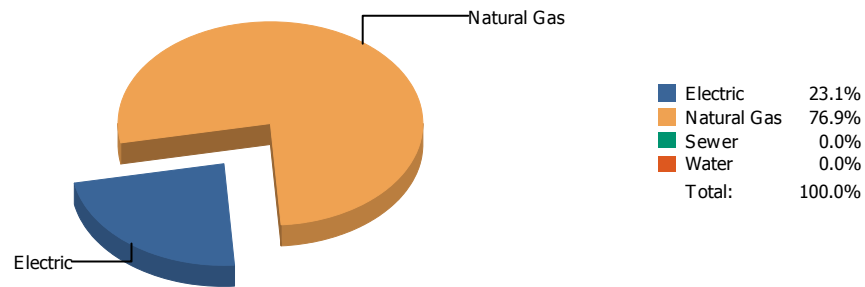


Cost

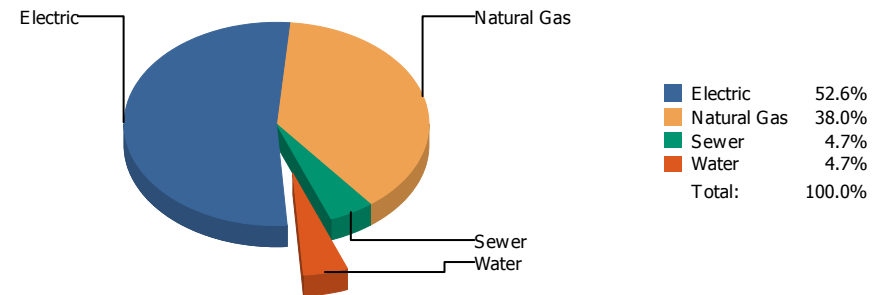


Commodity	Common Use	Energy Use	Energy Use / Area	Total Cost	Cost / Unit	Cost / Area
Place: [ALAMO] ALAMO 101 [BUILDING] Area: 58,978 SqFt Billing Period: Feb 2019						
ELECTRIC	2,400.00 kWh	8,189 KBtu	0.139 KBtu/SqFt	\$255.65	\$0.107 /kWh	\$0.004 /SqFt
Totals:		8,189 KBtu	0.139 KBtu/SqFt	\$255.65		

Energy

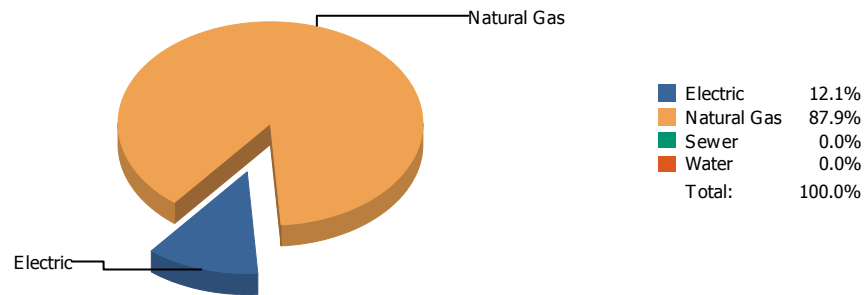


Cost

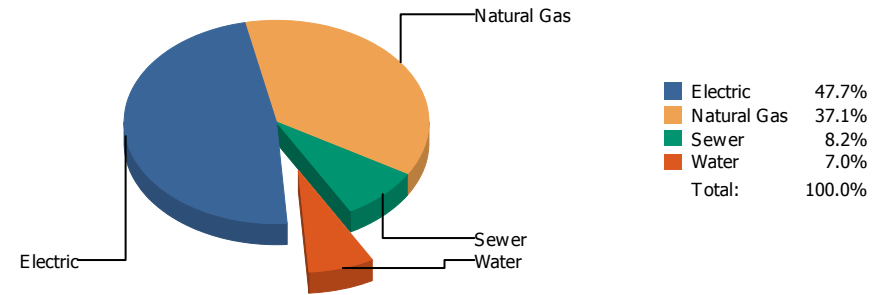


Commodity	Common Use	Energy Use	Energy Use / Area	Total Cost	Cost / Unit	Cost / Area
Place: [ALTA] ALTA VISTA 102 [BUILDING] Area: 68,463 SqFt Billing Period: Feb 2019						
ELECTRIC	28,800.00 kWh	98,266 KBtu	1.435 KBtu/SqFt	\$2,665.00	\$0.093 /kWh	\$0.039 /SqFt
NATURALGAS	3,172.00 CCF	326,716 KBtu	4.772 KBtu/SqFt	\$1,927.53	\$0.608 /CCF	\$0.028 /SqFt
SEWER	77.00 CCF			\$240.34	\$3.121 /CCF	\$0.004 /SqFt
WATER	49.00 CCF			\$236.93	\$4.835 /CCF	\$0.003 /SqFt
Totals:		424,982 KBtu	6.207 KBtu/SqFt	\$5,069.80		

Energy

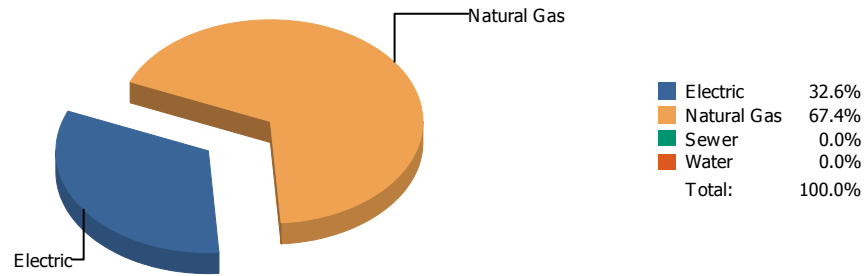


Cost

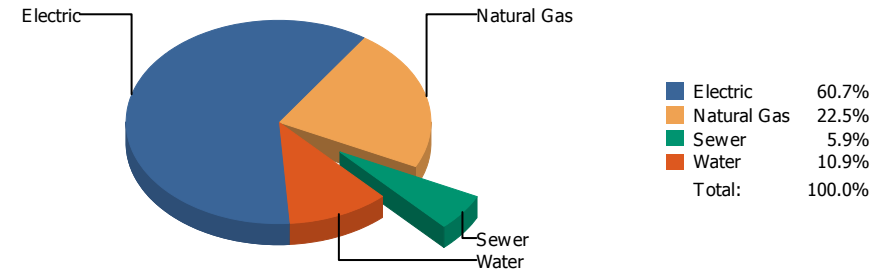


Commodity	Common Use	Energy Use	Energy Use / Area	Total Cost	Cost / Unit	Cost / Area
Place: [ADDRESS] ADDRESS 001 [BUILDING]						
Area: 266,968 SqFt						
Billing Period: Feb 2019						
ELECTRIC	45,724.00 kWh	156,010 KBtu	0.584 KBtu/SqFt	\$7,903.56	\$0.173 /kWh	\$0.029 /SqFt
NATURALGAS	11,023.00 CCF	1,135,369 KBtu	4.253 KBtu/SqFt	\$6,146.21	\$0.558 /CCF	\$0.023 /SqFt
SEWER	608.00 CCF			\$1,367.46	\$2.249 /CCF	\$0.005 /SqFt
WATER	443.00 CCF			\$1,168.33	\$2.637 /CCF	\$0.004 /SqFt
Totals:		1,291,379 KBtu	4.837 KBtu/SqFt	\$16,585.56		

Energy

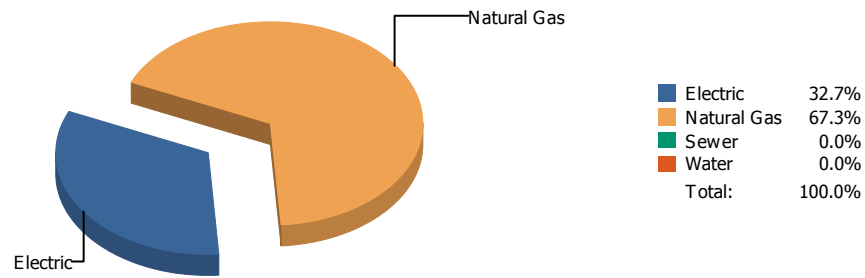


Cost

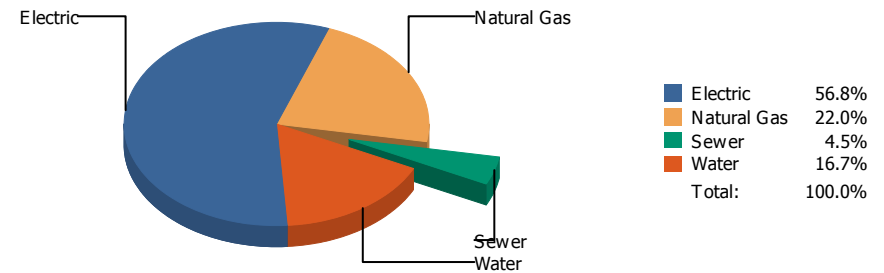


Commodity	Common Use	Energy Use	Energy Use / Area	Total Cost	Cost / Unit	Cost / Area
Place: [AOY] AOY 103 [BUILDING] Area: 105,486 SqFt Billing Period: Feb 2019						
ELECTRIC	52,028.00 kWh	177,520 KBtu	1.683 KBtu/SqFt	\$5,730.77	\$0.110 /kWh	\$0.054 /SqFt
NATURALGAS	3,569.00 CCF	367,607 KBtu	3.485 KBtu/SqFt	\$2,126.36	\$0.596 /CCF	\$0.020 /SqFt
SEWER	88.00 CCF			\$559.77	\$6.361 /CCF	\$0.005 /SqFt
WATER	143.00 CCF			\$1,024.87	\$7.167 /CCF	\$0.010 /SqFt
Totals:		545,127 KBtu	5.168 KBtu/SqFt	\$9,441.77		

Energy

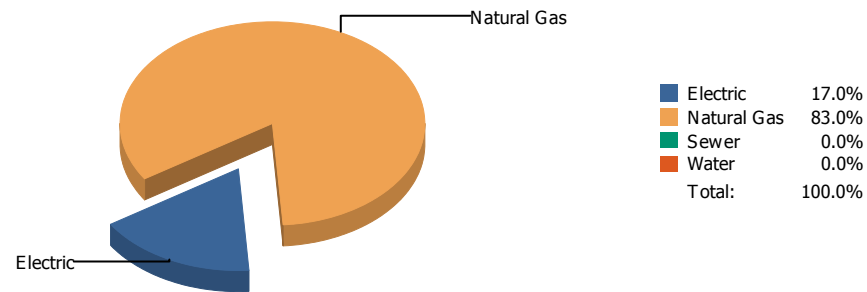


Cost

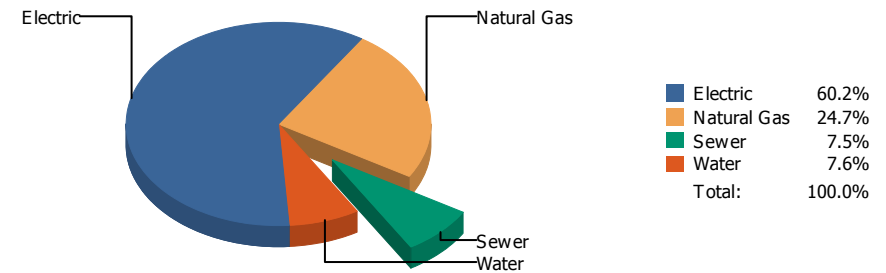


Commodity	Common Use	Energy Use	Energy Use / Area	Total Cost	Cost / Unit	Cost / Area
Place: [ARMENDARIZ_1] ARMENDARIZ MIDDLE SCHOOL [BUILDING]						
Area: 133,779 SqFt						
Billing Period: Feb 2019						
ELECTRIC	80,500.00 kWh	274,666 KBtu	2.053 KBtu/SqFt	\$7,744.45	\$0.096 /kWh	\$0.058 /SqFt
NATURALGAS	5,493.00 CCF	565,779 KBtu	4.229 KBtu/SqFt	\$3,002.32	\$0.547 /CCF	\$0.022 /SqFt
SEWER	156.00 CCF			\$615.52	\$3.946 /CCF	\$0.005 /SqFt
WATER	522.00 CCF			\$2,283.88	\$4.375 /CCF	\$0.017 /SqFt
Totals:		840,445 KBtu	6.282 KBtu/SqFt	\$13,646.17		

Energy

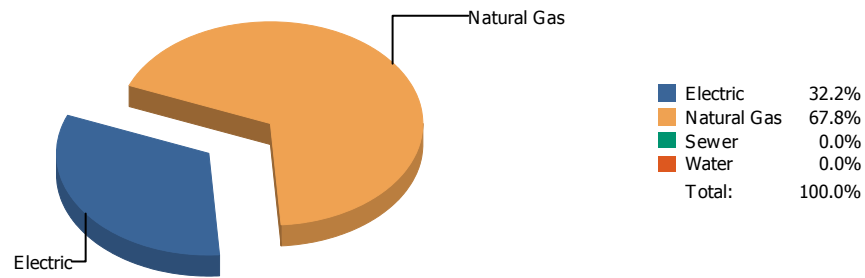


Cost

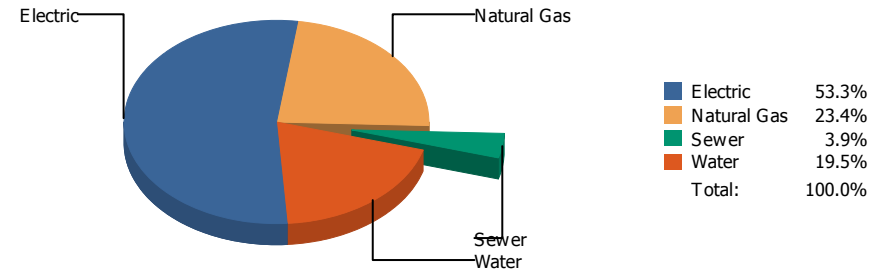


Commodity	Common Use	Energy Use	Energy Use / Area	Total Cost	Cost / Unit	Cost / Area
Place: [AUSTIN] AUSTIN 002 [BUILDING]						
Area: 269,216 SqFt						
Billing Period: Feb 2019						
ELECTRIC	71,920.00 kWh	245,391 KBtu	0.912 KBtu/SqFt	\$15,814.04	\$0.220 /kWh	\$0.058 /SqFt
NATURALGAS	11,626.00 CCF	1,197,478 KBtu	4.448 KBtu/SqFt	\$6,481.48	\$0.557 /CCF	\$0.024 /SqFt
SEWER	608.00 CCF			\$1,982.94	\$3.261 /CCF	\$0.007 /SqFt
WATER	494.00 CCF			\$2,002.10	\$4.053 /CCF	\$0.007 /SqFt
Totals:		1,442,869 KBtu	5.360 KBtu/SqFt	\$26,280.56		

Energy

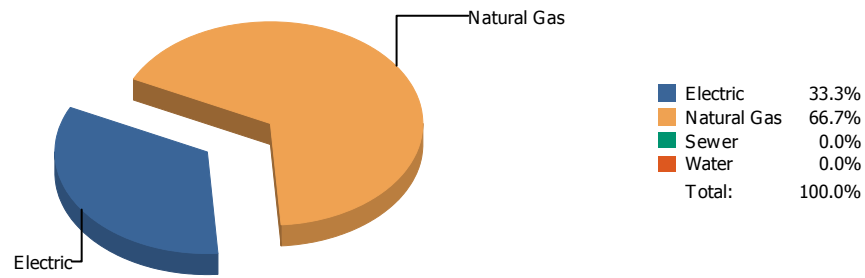


Cost

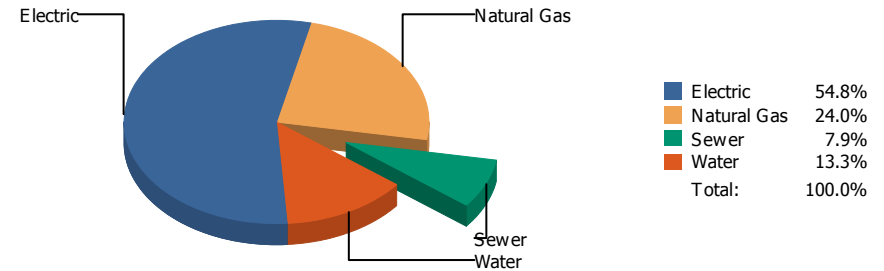


Commodity	Common Use	Energy Use	Energy Use / Area	Total Cost	Cost / Unit	Cost / Area
Place: [BARRON ELEMENTARY] Barron Elementary 165 [BUILDING]						
Area: 87,818 SqFt						
Billing Period: Feb 2019						
ELECTRIC	70,360.00 kWh	240,068 KBtu	2.734 KBtu/SqFt	\$6,467.81	\$0.092 /kWh	\$0.074 /SqFt
NATURALGAS	4,916.00 CCF	506,348 KBtu	5.766 KBtu/SqFt	\$2,835.09	\$0.577 /CCF	\$0.032 /SqFt
SEWER	61.00 CCF			\$468.90	\$7.687 /CCF	\$0.005 /SqFt
WATER	285.00 CCF			\$2,362.00	\$8.288 /CCF	\$0.027 /SqFt
Totals:		746,416 KBtu	8.500 KBtu/SqFt	\$12,133.80		

Energy

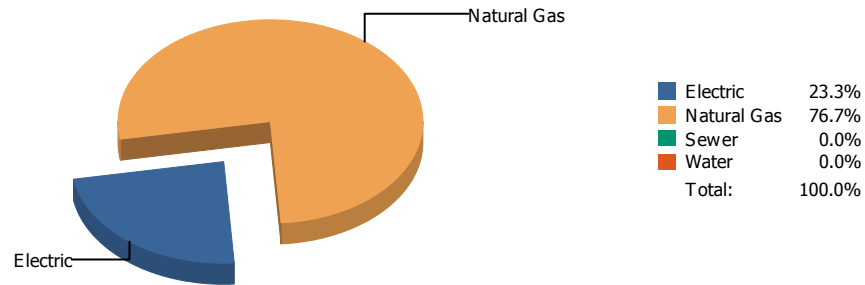


Cost

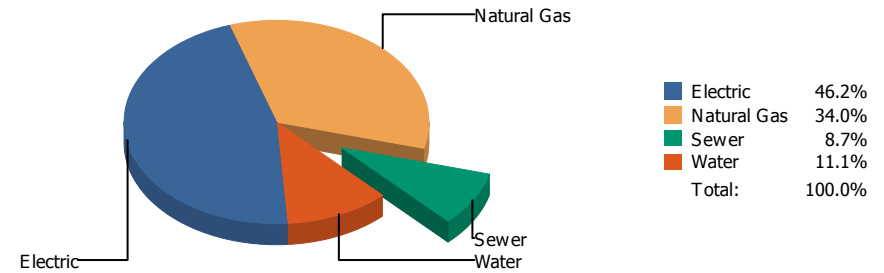


Commodity	Common Use	Energy Use	Energy Use / Area	Total Cost	Cost / Unit	Cost / Area
Place: [BASSETT] BASSETT 049 [BUILDING]						
Area: 174,250 SqFt						
Billing Period: Feb 2019						
ELECTRIC	69,000.00 kWh	235,428 KBtu	1.351 KBtu/SqFt	\$6,092.33	\$0.088 /kWh	\$0.035 /SqFt
NATURALGAS	4,578.00 CCF	471,534 KBtu	2.706 KBtu/SqFt	\$2,669.89	\$0.583 /CCF	\$0.015 /SqFt
SEWER	352.00 CCF			\$878.50	\$2.496 /CCF	\$0.005 /SqFt
WATER	480.00 CCF			\$1,481.58	\$3.087 /CCF	\$0.008 /SqFt
Totals:		706,962 KBtu	4.057 KBtu/SqFt	\$11,122.30		

Energy



Cost



Commodity	Common Use	Energy Use	Energy Use / Area	Total Cost	Cost / Unit	Cost / Area
Place: [BEALL] BEALL 104 [BUILDING] Area: 74,454 SqFt Billing Period: Feb 2019						
ELECTRIC	22,328.00 kWh	76,183 KBtu	1.023 KBtu/SqFt	\$2,107.57	\$0.094 /kWh	\$0.028 /SqFt
NATURALGAS	2,439.00 CCF	251,217 KBtu	3.374 KBtu/SqFt	\$1,551.50	\$0.636 /CCF	\$0.021 /SqFt
SEWER	99.00 CCF			\$395.27	\$3.993 /CCF	\$0.005 /SqFt
WATER	134.00 CCF			\$503.98	\$3.761 /CCF	\$0.007 /SqFt
Totals:		327,400 KBtu	4.397 KBtu/SqFt	\$4,558.32		

Energy

Electric



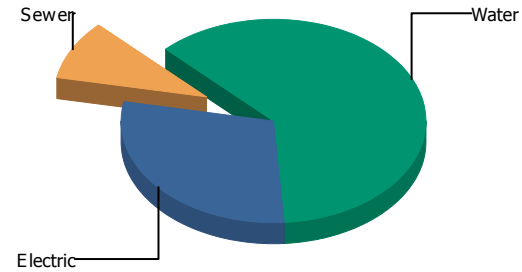
Electric 100.0%
 Sewer 0.0%
 Water 0.0%
 Total: 100.0%

Cost

Sewer

Water

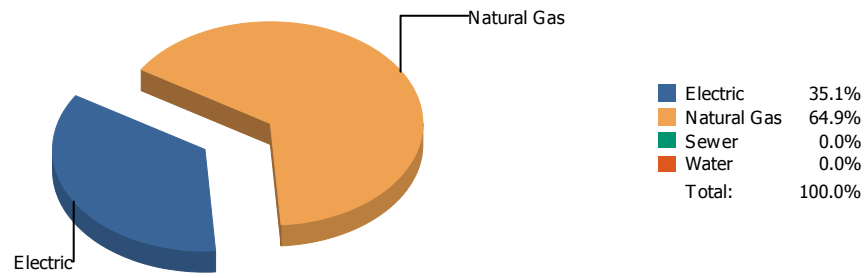
Electric



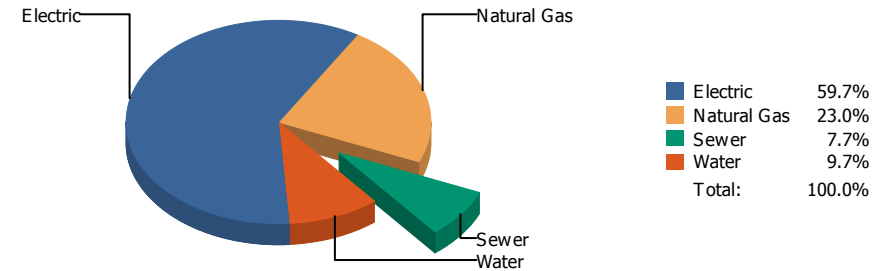
Electric 29.3%
 Sewer 9.4%
 Water 61.3%
 Total: 100.0%

Commodity	Common Use	Energy Use	Energy Use / Area	Total Cost	Cost / Unit	Cost / Area
Place: [BLISS] BLISS 105 [BUILDING]						
Area: 78,820 SqFt						
Billing Period: Feb 2019						
ELECTRIC	33,503.00 kWh	114,312 KBtu	1.450 KBtu/SqFt	\$3,184.04	\$0.095 /kWh	\$0.040 /SqFt
SEWER	426.00 CCF			\$1,019.84	\$2.394 /CCF	\$0.013 /SqFt
WATER	1,526.00 CCF			\$6,663.31	\$4.367 /CCF	\$0.085 /SqFt
Totals:		114,312 KBtu	1.450 KBtu/SqFt	\$10,867.19		

Energy

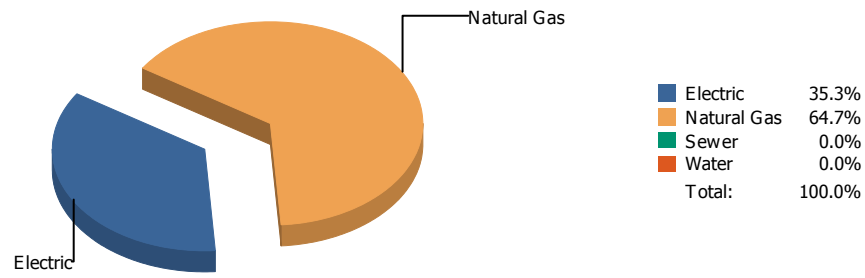


Cost

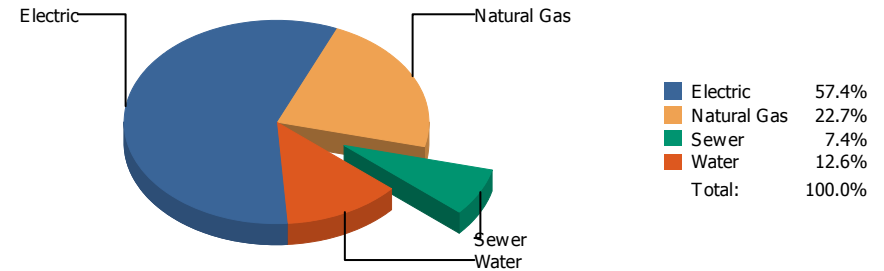


Commodity	Common Use	Energy Use	Energy Use / Area	Total Cost	Cost / Unit	Cost / Area
Place: [BOND_2] BOND 160 [BUILDING] Area: 89,988 SqFt Billing Period: Feb 2019						
ELECTRIC	36,542.00 kWh	124,681 KBtu	1.386 KBtu/SqFt	\$3,759.15	\$0.103 /kWh	\$0.042 /SqFt
NATURALGAS	2,236.00 CCF	230,308 KBtu	2.559 KBtu/SqFt	\$1,446.46	\$0.647 /CCF	\$0.016 /SqFt
SEWER	98.00 CCF			\$486.63	\$4.966 /CCF	\$0.005 /SqFt
WATER	117.00 CCF			\$608.13	\$5.198 /CCF	\$0.007 /SqFt
Totals:		354,989 KBtu	3.945 KBtu/SqFt	\$6,300.37		

Energy

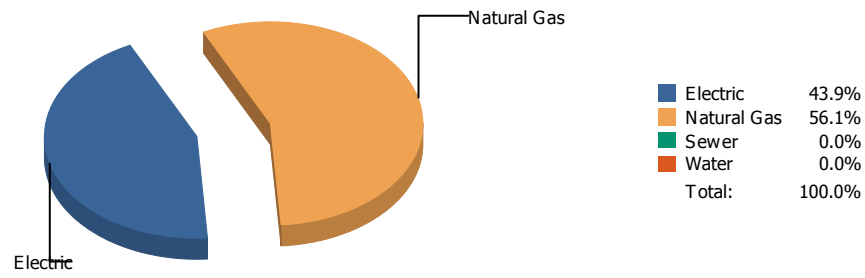


Cost

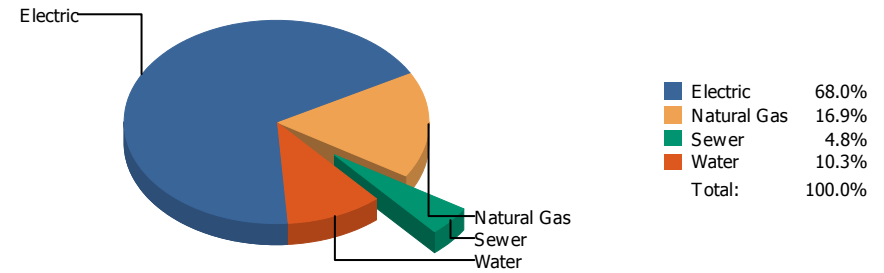


Commodity	Common Use	Energy Use	Energy Use / Area	Total Cost	Cost / Unit	Cost / Area
Place: [BONHAM] BONHAM 106 [BUILDING]						
Area: 53,522 SqFt						
Billing Period: Feb 2019						
ELECTRIC	40,659.00 kWh	138,729 KBtu	2.592 KBtu/SqFt	\$3,597.72	\$0.088 /kWh	\$0.067 /SqFt
NATURALGAS	2,466.00 CCF	253,998 KBtu	4.746 KBtu/SqFt	\$1,421.69	\$0.577 /CCF	\$0.027 /SqFt
SEWER	147.00 CCF			\$463.31	\$3.152 /CCF	\$0.009 /SqFt
WATER	244.00 CCF			\$788.99	\$3.234 /CCF	\$0.015 /SqFt
Totals:		392,727 KBtu	7.338 KBtu/SqFt	\$6,271.71		

Energy

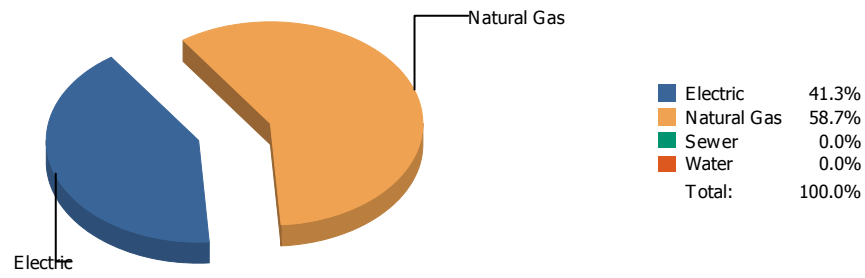


Cost

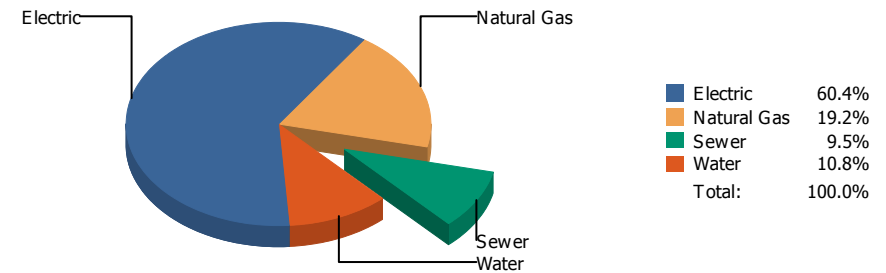


Commodity	Common Use	Energy Use	Energy Use / Area	Total Cost	Cost / Unit	Cost / Area
Place: [BOWIE] BOWIE 003 [BUILDING] Area: 282,931 SqFt Billing Period: Feb 2019						
ELECTRIC	233,379.00 kWh	796,289 KBtu	2.814 KBtu/SqFt	\$21,769.63	\$0.093 /kWh	\$0.077 /SqFt
NATURALGAS	9,869.00 CCF	1,016,507 KBtu	3.593 KBtu/SqFt	\$5,401.81	\$0.547 /CCF	\$0.019 /SqFt
SEWER	482.00 CCF			\$1,537.63	\$3.190 /CCF	\$0.005 /SqFt
WATER	1,106.00 CCF			\$3,283.29	\$2.969 /CCF	\$0.011 /SqFt
Totals:		1,812,796 KBtu	6.407 KBtu/SqFt	\$31,992.36		

Energy

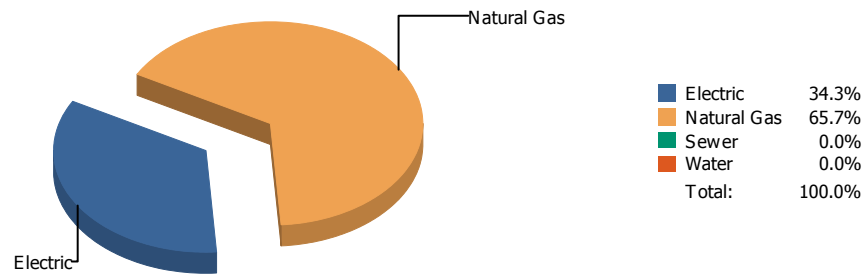


Cost

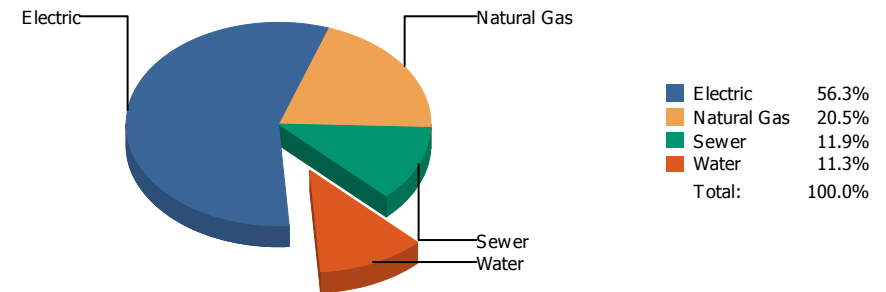


Commodity	Common Use	Energy Use	Energy Use / Area	Total Cost	Cost / Unit	Cost / Area
Place: [BRADLEY] BRADLEY 158 [BUILDING]						
Area: 59,142 SqFt						
Billing Period: Feb 2019						
ELECTRIC	31,900.00 kWh	108,843 KBtu	1.840 KBtu/SqFt	\$2,905.64	\$0.091 /kWh	\$0.049 /SqFt
NATURALGAS	1,499.00 CCF	154,397 KBtu	2.611 KBtu/SqFt	\$923.85	\$0.616 /CCF	\$0.016 /SqFt
SEWER	73.00 CCF			\$456.99	\$6.260 /CCF	\$0.008 /SqFt
WATER	87.00 CCF			\$521.17	\$5.990 /CCF	\$0.009 /SqFt
Totals:		263,240 KBtu	4.451 KBtu/SqFt	\$4,807.65		

Energy

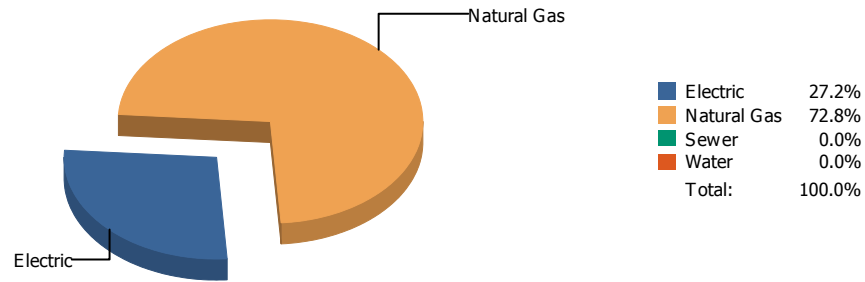


Cost

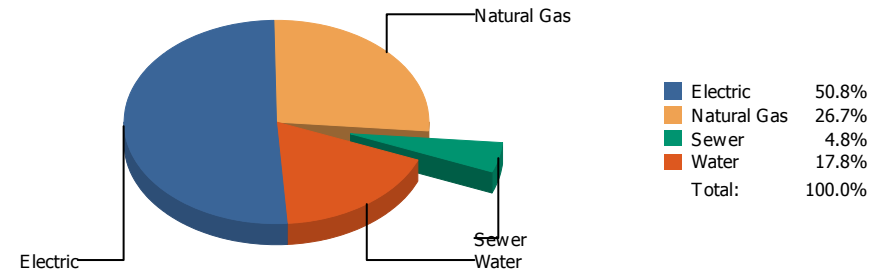


Commodity	Common Use	Energy Use	Energy Use / Area	Total Cost	Cost / Unit	Cost / Area
Place: [BROWN] BROWN MIDDLE SCHOOL 056 [BUILDING]						
Area: 173,263 SqFt						
Billing Period: Feb 2019						
ELECTRIC	81,800.00 kWh	279,102 KBtu	1.611 KBtu/SqFt	\$7,805.22	\$0.095 /kWh	\$0.045 /SqFt
NATURALGAS	5,191.00 CCF	534,673 KBtu	3.086 KBtu/SqFt	\$2,833.85	\$0.546 /CCF	\$0.016 /SqFt
SEWER	697.00 CCF			\$1,648.83	\$2.366 /CCF	\$0.010 /SqFt
WATER	547.00 CCF			\$1,564.65	\$2.860 /CCF	\$0.009 /SqFt
Totals:		813,775 KBtu	4.697 KBtu/SqFt	\$13,852.55		

Energy

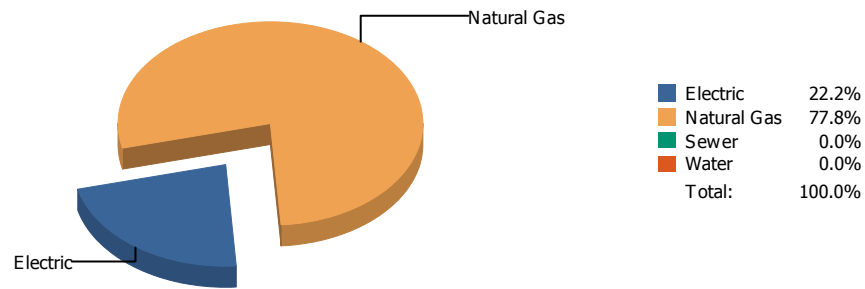


Cost

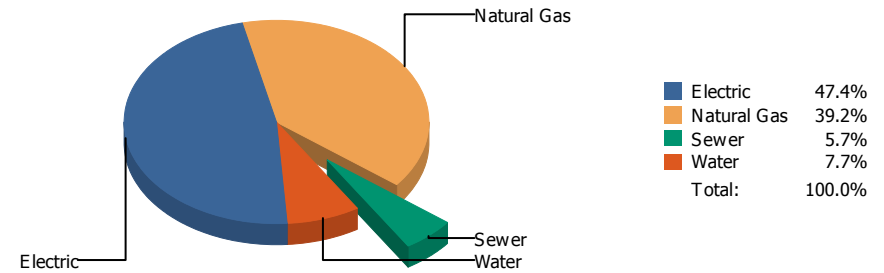


Commodity	Common Use	Energy Use	Energy Use / Area	Total Cost	Cost / Unit	Cost / Area
Place: [BURGES] BURGES 004 [BUILDING]						
Area: 241,219 SqFt						
Billing Period: Feb 2019						
ELECTRIC	112,346.00 kWh	383,325 KBtu	1.589 KBtu/SqFt	\$10,590.06	\$0.094 /kWh	\$0.044 /SqFt
NATURALGAS	9,938.00 CCF	1,023,614 KBtu	4.244 KBtu/SqFt	\$5,570.78	\$0.561 /CCF	\$0.023 /SqFt
SEWER	247.00 CCF			\$995.51	\$4.030 /CCF	\$0.004 /SqFt
WATER	690.00 CCF			\$3,708.52	\$5.375 /CCF	\$0.015 /SqFt
Totals:		1,406,939 KBtu	5.833 KBtu/SqFt	\$20,864.87		

Energy

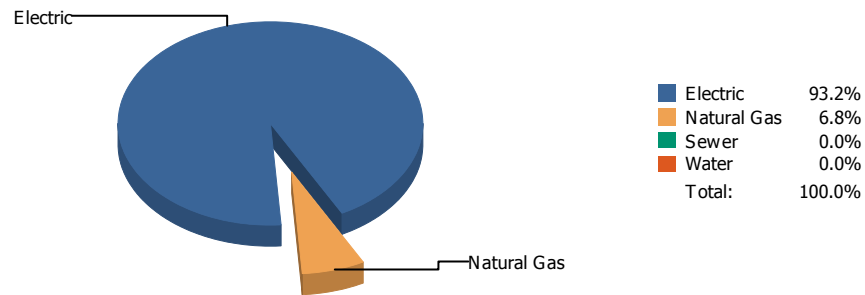


Cost

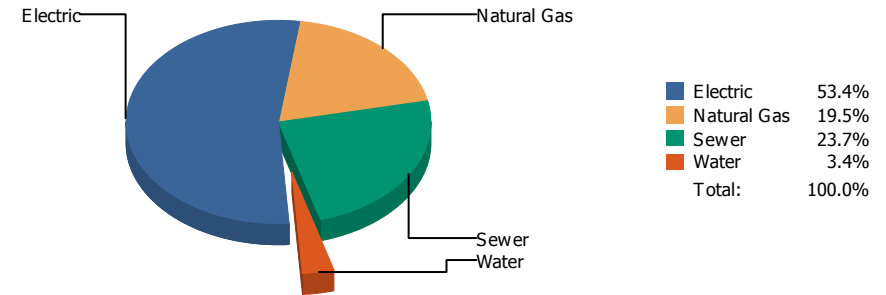


Commodity	Common Use	Energy Use	Energy Use / Area	Total Cost	Cost / Unit	Cost / Area
Place: [BURLESON] BURLESON 107 [BUILDING]						
Area: 73,772 SqFt						
Billing Period: Feb 2019						
ELECTRIC	30,434.00 kWh	103,841 KBtu	1.408 KBtu/SqFt	\$2,730.40	\$0.090 /kWh	\$0.037 /SqFt
NATURALGAS	3,526.00 CCF	363,178 KBtu	4.923 KBtu/SqFt	\$2,258.53	\$0.641 /CCF	\$0.031 /SqFt
SEWER	73.00 CCF			\$325.97	\$4.465 /CCF	\$0.004 /SqFt
WATER	152.00 CCF			\$442.11	\$2.909 /CCF	\$0.006 /SqFt
Totals:		467,019 KBtu	6.331 KBtu/SqFt	\$5,757.01		

Energy

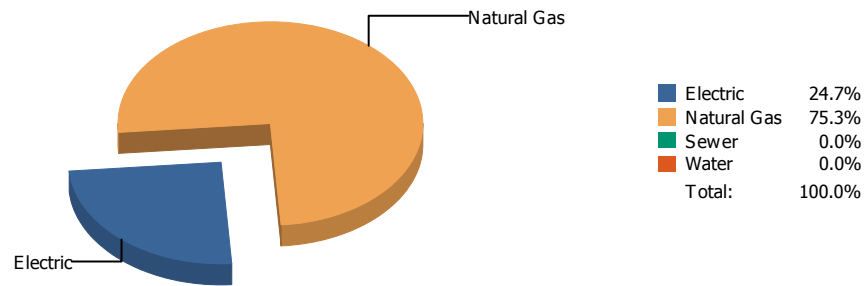


Cost

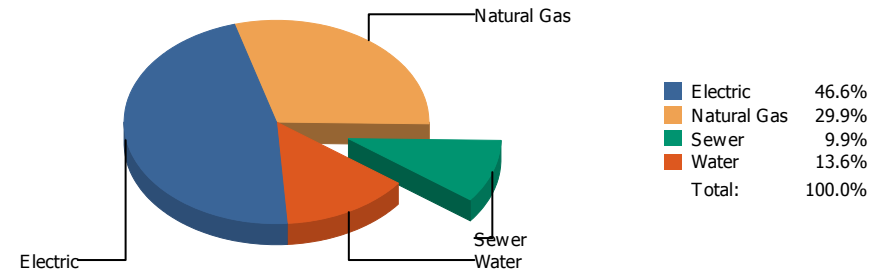


Commodity	Common Use	Energy Use	Energy Use / Area	Total Cost	Cost / Unit	Cost / Area
Place: [BURNET] BURNET 108 [BUILDING]						
Area: 50,520 SqFt						
Billing Period: Feb 2019						
ELECTRIC	7,073.00 kWh	24,133 KBtu	0.478 KBtu/SqFt	\$756.60	\$0.107 /kWh	\$0.015 /SqFt
NATURALGAS	17.00 CCF	1,751 KBtu	0.035 KBtu/SqFt	\$275.68	\$16.216 /CCF	\$0.005 /SqFt
SEWER	78.00 CCF			\$335.52	\$4.302 /CCF	\$0.007 /SqFt
WATER	0.00 CCF			\$48.25	\$0.000 /CCF	\$0.001 /SqFt
Totals:		25,884 KBtu	0.512 KBtu/SqFt	\$1,416.05		

Energy

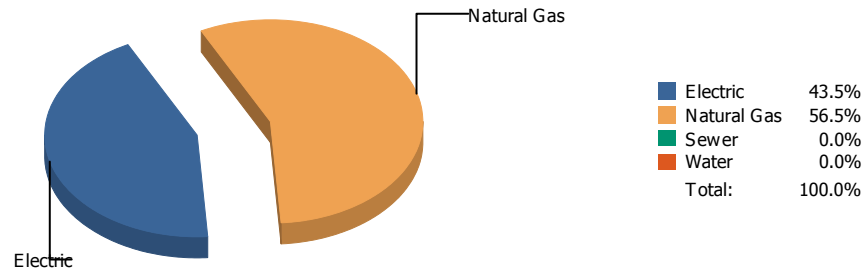


Cost

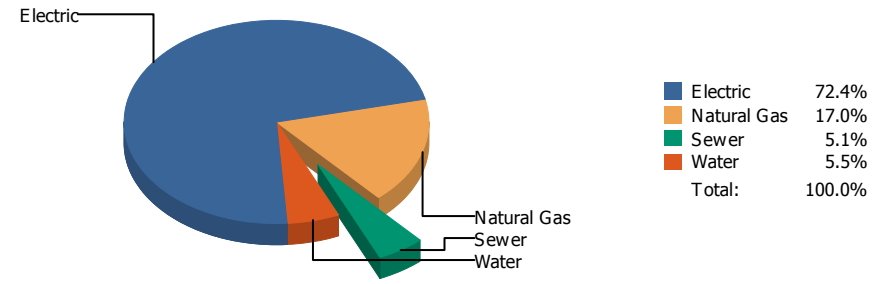


Commodity	Common Use	Energy Use	Energy Use / Area	Total Cost	Cost / Unit	Cost / Area
Place: [CANYON HILLS] CANYON HILLS 043 [BUILDING]						
Area: 133,149 SqFt						
Billing Period: Feb 2019						
ELECTRIC	58,130.00 kWh	198,340 KBtu	1.490 KBtu/SqFt	\$5,215.34	\$0.090 /kWh	\$0.039 /SqFt
NATURALGAS	5,886.00 CCF	606,258 KBtu	4.553 KBtu/SqFt	\$3,350.37	\$0.569 /CCF	\$0.025 /SqFt
SEWER	250.00 CCF			\$1,112.62	\$4.450 /CCF	\$0.008 /SqFt
WATER	359.00 CCF			\$1,524.62	\$4.247 /CCF	\$0.011 /SqFt
Totals:		804,598 KBtu	6.043 KBtu/SqFt	\$11,202.95		

Energy



Cost



Commodity	Common Use	Energy Use	Energy Use / Area	Total Cost	Cost / Unit	Cost / Area
Place: [CAREER] CAREER AND TECHNOLOGY [BUILDING]						
Area: 146,485 SqFt						
Billing Period: Feb 2019						
ELECTRIC	85,932.00 kWh	293,200 KBtu	2.002 KBtu/SqFt	\$8,558.05	\$0.100 /kWh	\$0.058 /SqFt
NATURALGAS	3,694.00 CCF	380,482 KBtu	2.597 KBtu/SqFt	\$2,014.16	\$0.545 /CCF	\$0.014 /SqFt
SEWER	167.00 CCF			\$599.28	\$3.589 /CCF	\$0.004 /SqFt
WATER	155.00 CCF			\$654.08	\$4.220 /CCF	\$0.004 /SqFt
Totals:		673,682 KBtu	4.599 KBtu/SqFt	\$11,825.57		

Energy

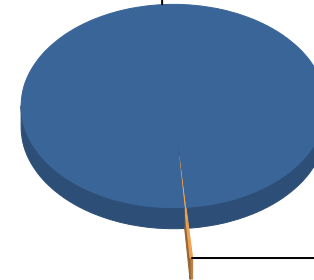
Electric



■ Electric 100.0%
 ■ Water 0.0%
 Total: 100.0%

Cost

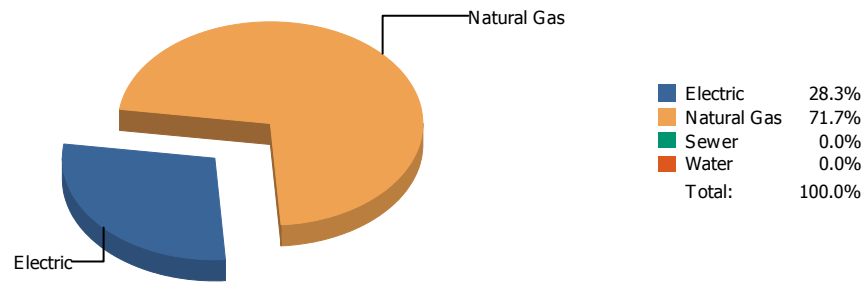
Electric



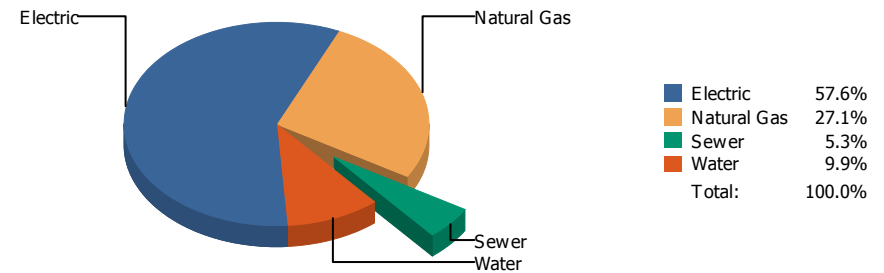
■ Electric 99.8%
 ■ Water 0.2%
 Total: 100.0%

Commodity	Common Use	Energy Use	Energy Use / Area	Total Cost	Cost / Unit	Cost / Area
Place: [CHAPIN] CHAPIN 012 [BUILDING]						
Area: 273,727 SqFt						
Billing Period: Feb 2019						
ELECTRIC	314,658.00 kWh	1,073,613 KBtu	3.922 KBtu/SqFt	\$27,800.02	\$0.088 /kWh	\$0.101 /SqFt
WATER	0.00 CCF			\$65.38	\$0.000 /CCF	\$0.000 /SqFt
Totals:		1,073,613 KBtu	3.922 KBtu/SqFt	\$27,865.40		

Energy

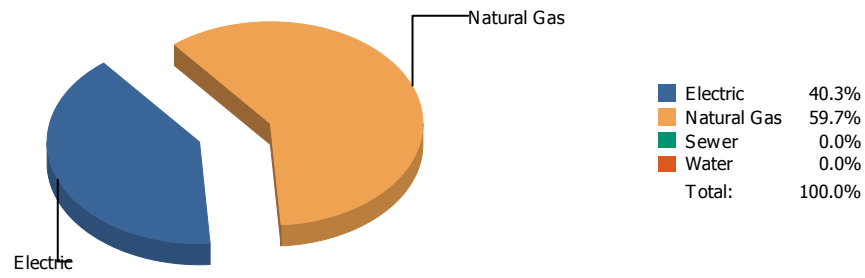


Cost

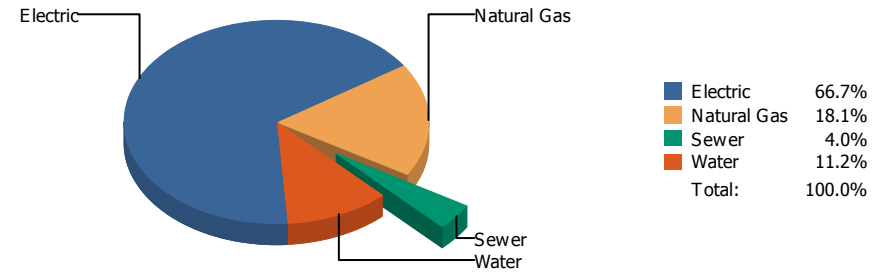


Commodity	Common Use	Energy Use	Energy Use / Area	Total Cost	Cost / Unit	Cost / Area
Place: [CHARLES] H.E. CHARLES 045 [BUILDING]						
Area: 107,867 SqFt						
Billing Period: Feb 2019						
ELECTRIC	63,849.00 kWh	217,853 KBtu	2.020 KBtu/SqFt	\$6,537.20	\$0.102 /kWh	\$0.060 /SqFt
NATURALGAS	5,365.00 CCF	552,595 KBtu	5.123 KBtu/SqFt	\$3,075.06	\$0.573 /CCF	\$0.028 /SqFt
SEWER	149.00 CCF			\$602.15	\$4.041 /CCF	\$0.006 /SqFt
WATER	293.00 CCF			\$1,127.00	\$3.846 /CCF	\$0.010 /SqFt
Totals:		770,448 KBtu	7.143 KBtu/SqFt	\$11,341.41		

Energy

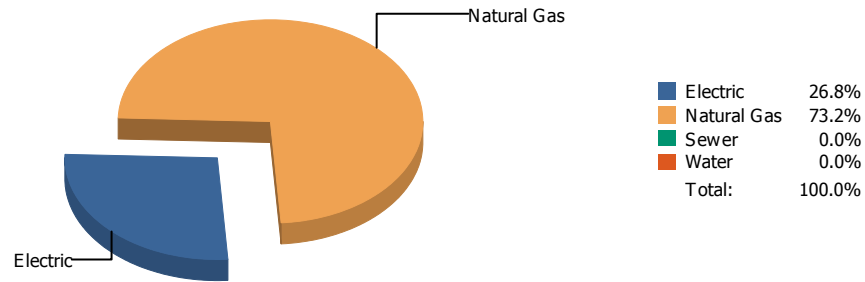


Cost

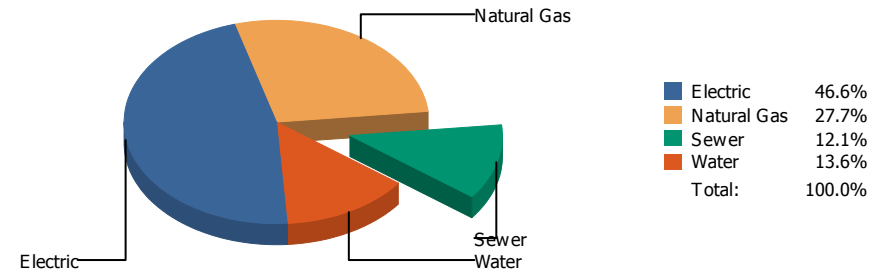


Commodity	Common Use	Energy Use	Energy Use / Area	Total Cost	Cost / Unit	Cost / Area
Place: [CIELO VI] CIELO VISTA 151 [BUILDING]						
Area: 66,034 SqFt						
Billing Period: Feb 2019						
ELECTRIC	46,920.00 kWh	160,091 KBtu	2.424 KBtu/SqFt	\$5,447.46	\$0.116 /kWh	\$0.082 /SqFt
NATURALGAS	2,300.00 CCF	236,900 KBtu	3.588 KBtu/SqFt	\$1,479.49	\$0.643 /CCF	\$0.022 /SqFt
SEWER	61.00 CCF			\$322.69	\$5.290 /CCF	\$0.005 /SqFt
WATER	174.00 CCF			\$918.08	\$5.276 /CCF	\$0.014 /SqFt
Totals:		396,991 KBtu	6.012 KBtu/SqFt	\$8,167.72		

Energy

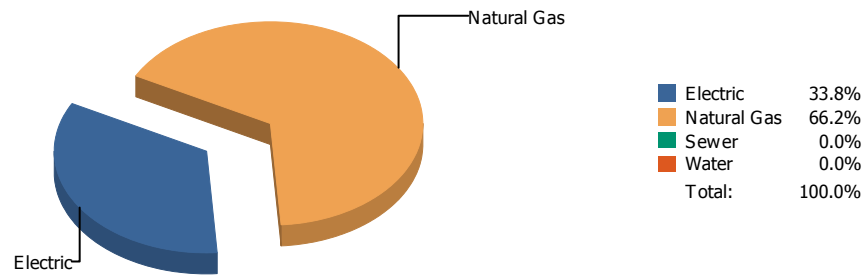


Cost

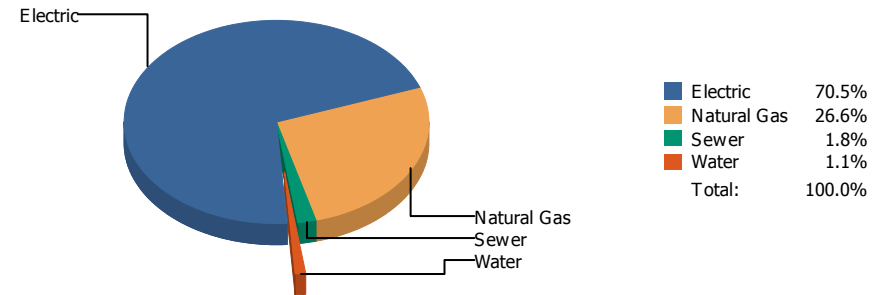


Commodity	Common Use	Energy Use	Energy Use / Area	Total Cost	Cost / Unit	Cost / Area
Place: [CLARDY] CLARDY 109 [BUILDING]						
Area: 70,700 SqFt						
Billing Period: Feb 2019						
ELECTRIC	24,903.00 kWh	84,969 KBtu	1.202 KBtu/SqFt	\$2,442.24	\$0.098 /kWh	\$0.034 /SqFt
NATURALGAS	2,254.00 CCF	232,162 KBtu	3.284 KBtu/SqFt	\$1,453.99	\$0.645 /CCF	\$0.021 /SqFt
SEWER	174.00 CCF			\$631.79	\$3.631 /CCF	\$0.009 /SqFt
WATER	220.00 CCF			\$711.93	\$3.236 /CCF	\$0.010 /SqFt
Totals:		317,131 KBtu	4.486 KBtu/SqFt	\$5,239.95		

Energy

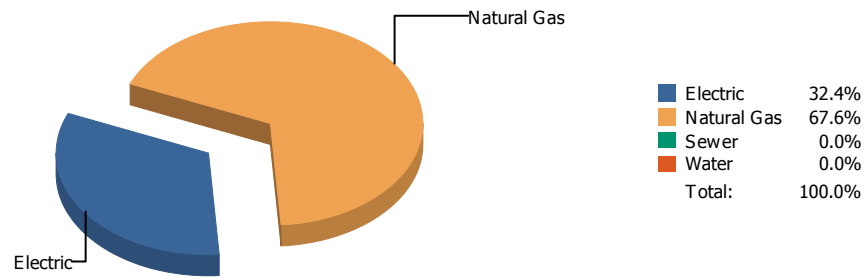


Cost

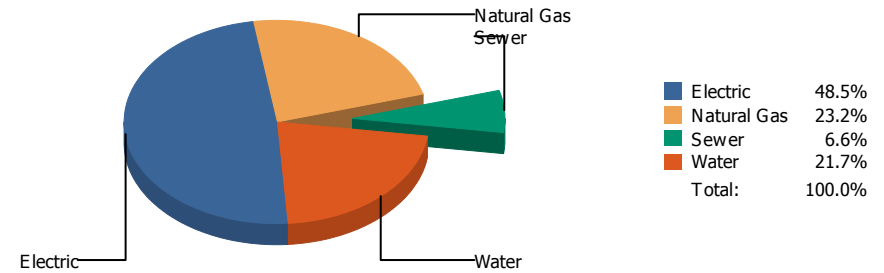


Commodity	Common Use	Energy Use	Energy Use / Area	Total Cost	Cost / Unit	Cost / Area
Place: [CLENDENIN] CLENDENIN 149 [BUILDING] Area: 62,721 SqFt Billing Period: Feb 2019						
ELECTRIC	37,426.00 kWh	127,698 KBtu	2.036 KBtu/SqFt	\$3,730.49	\$0.100 /kWh	\$0.059 /SqFt
NATURALGAS	2,426.00 CCF	249,878 KBtu	3.984 KBtu/SqFt	\$1,406.26	\$0.580 /CCF	\$0.022 /SqFt
SEWER	1.00 CCF			\$95.18	\$95.180 /CCF	\$0.002 /SqFt
WATER	2.00 CCF			\$60.04	\$30.020 /CCF	\$0.001 /SqFt
Totals:		377,576 KBtu	6.020 KBtu/SqFt	\$5,291.97		

Energy

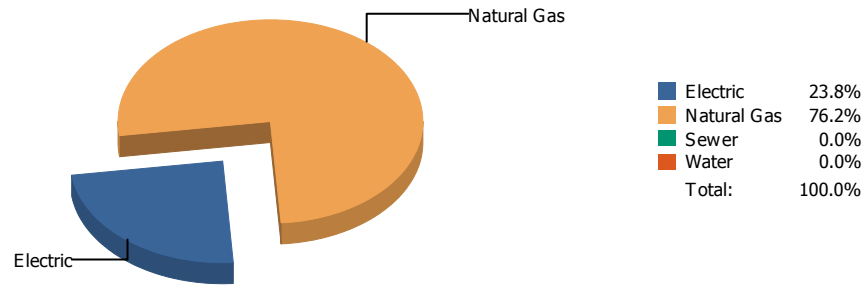


Cost

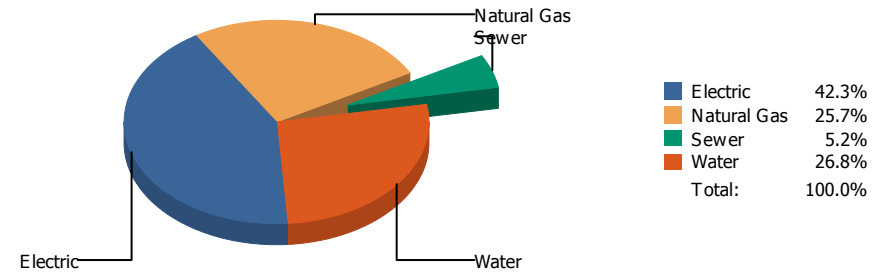


Commodity	Common Use	Energy Use	Energy Use / Area	Total Cost	Cost / Unit	Cost / Area
Place: [COLDWELL] COLDWELL 110 [BUILDING]						
Area: 67,310 SqFt						
Billing Period: Feb 2019						
ELECTRIC	31,931.00 kWh	108,949 KBtu	1.619 KBtu/SqFt	\$3,272.14	\$0.102 /kWh	\$0.048 /SqFt
NATURALGAS	2,206.00 CCF	227,218 KBtu	3.376 KBtu/SqFt	\$1,566.42	\$0.710 /CCF	\$0.023 /SqFt
SEWER	97.00 CCF			\$445.94	\$4.597 /CCF	\$0.006 /SqFt
WATER	228.00 CCF			\$1,465.88	\$6.429 /CCF	\$0.022 /SqFt
Totals:		336,167 KBtu	4.994 KBtu/SqFt	\$6,750.38		

Energy

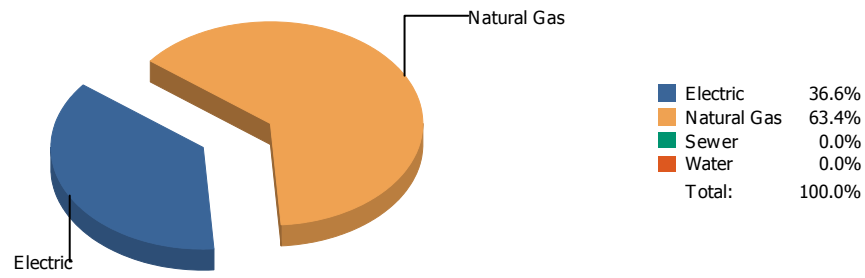


Cost

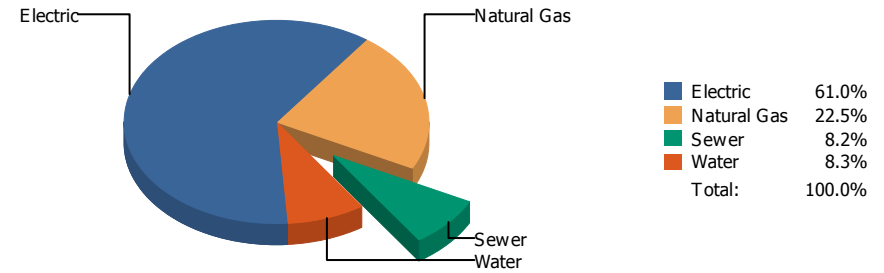


Commodity	Common Use	Energy Use	Energy Use / Area	Total Cost	Cost / Unit	Cost / Area
Place: [COLLINS] COLLINS 142 [BUILDING] Area: 81,245 SqFt Billing Period: Feb 2019						
ELECTRIC	44,024.00 kWh	150,210 KBtu	1.849 KBtu/SqFt	\$4,473.59	\$0.102 /kWh	\$0.055 /SqFt
NATURALGAS	4,671.00 CCF	481,113 KBtu	5.922 KBtu/SqFt	\$2,718.35	\$0.582 /CCF	\$0.033 /SqFt
SEWER	180.00 CCF			\$549.98	\$3.055 /CCF	\$0.007 /SqFt
WATER	489.00 CCF			\$2,828.34	\$5.784 /CCF	\$0.035 /SqFt
Totals:		631,323 KBtu	7.771 KBtu/SqFt	\$10,570.26		

Energy

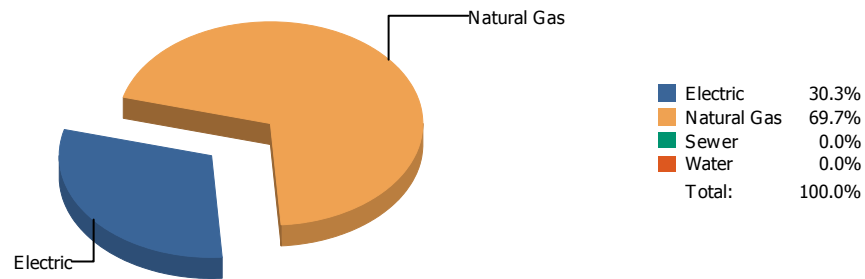


Cost

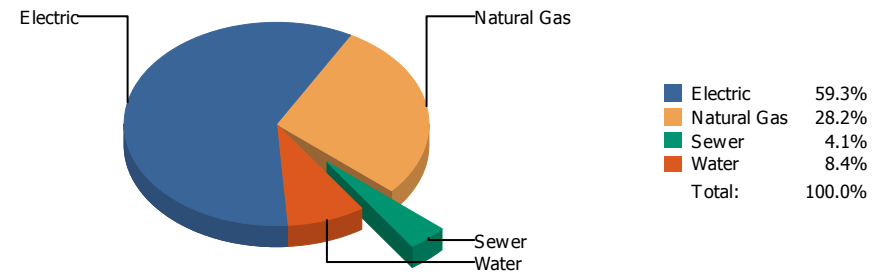


Commodity	Common Use	Energy Use	Energy Use / Area	Total Cost	Cost / Unit	Cost / Area
Place: [COOLEY] COOLEY 111 [BUILDING]						
Area: 95,590 SqFt						
Billing Period: Feb 2019						
ELECTRIC	66,400.00 kWh	226,557 KBtu	2.370 KBtu/SqFt	\$6,145.42	\$0.093 /kWh	\$0.064 /SqFt
NATURALGAS	3,817.00 CCF	393,151 KBtu	4.113 KBtu/SqFt	\$2,265.61	\$0.594 /CCF	\$0.024 /SqFt
SEWER	137.00 CCF			\$821.79	\$5.998 /CCF	\$0.008 /SqFt
WATER	183.00 CCF			\$835.70	\$4.567 /CCF	\$0.009 /SqFt
Totals:		619,708 KBtu	6.483 KBtu/SqFt	\$10,068.52		

Energy

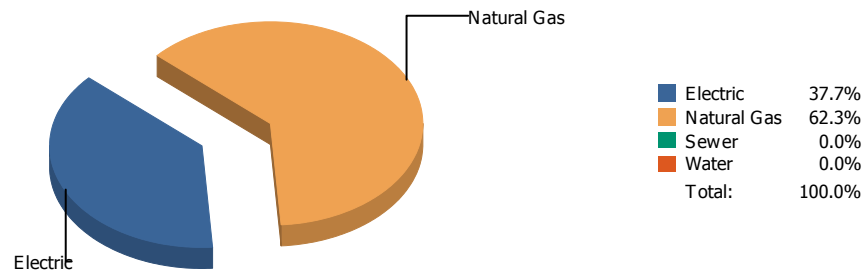


Cost

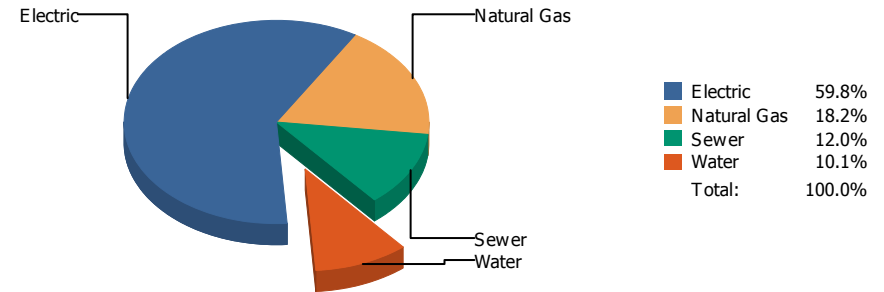


Commodity	Common Use	Energy Use	Energy Use / Area	Total Cost	Cost / Unit	Cost / Area
Place: [CORONADO] CORONADO 005 [BUILDING]						
Area: 406,757 SqFt						
Billing Period: Feb 2019						
ELECTRIC	241,045.00 kWh	822,446 KBtu	2.022 KBtu/SqFt	\$20,564.91	\$0.085 /kWh	\$0.050 /SqFt
NATURALGAS	18,366.00 CCF	1,891,698 KBtu	4.651 KBtu/SqFt	\$9,794.61	\$0.533 /CCF	\$0.024 /SqFt
SEWER	504.00 CCF			\$1,418.89	\$2.815 /CCF	\$0.003 /SqFt
WATER	1,162.00 CCF			\$2,905.83	\$2.501 /CCF	\$0.007 /SqFt
Totals:		2,714,144 KBtu	6.673 KBtu/SqFt	\$34,684.24		

Energy

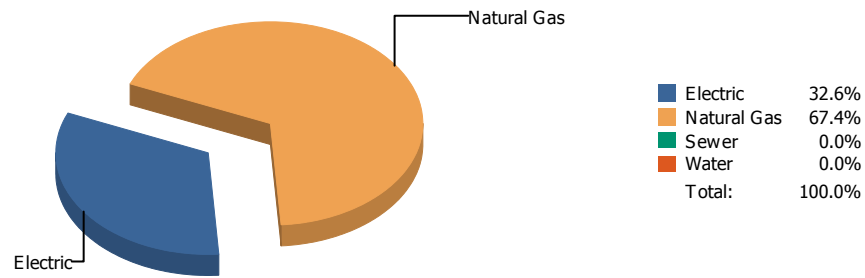


Cost

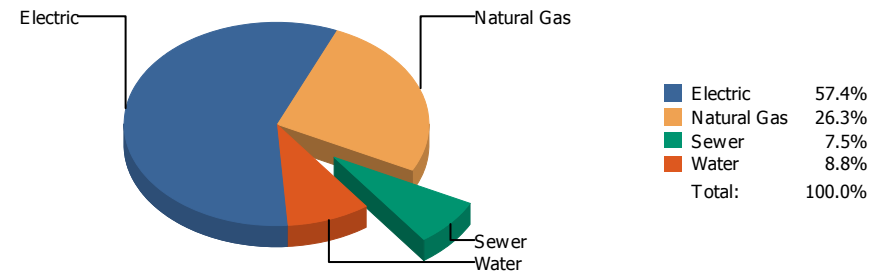


Commodity	Common Use	Energy Use	Energy Use / Area	Total Cost	Cost / Unit	Cost / Area
Place: [CROCKETT_1] CROCKETT 112 [BUILDING]						
Area: 92,585 SqFt						
Billing Period: Feb 2019						
ELECTRIC	29,337.00 kWh	100,098 KBtu	1.081 KBtu/SqFt	\$3,223.58	\$0.110 /kWh	\$0.035 /SqFt
NATURALGAS	1,604.00 CCF	165,212 KBtu	1.784 KBtu/SqFt	\$978.52	\$0.610 /CCF	\$0.011 /SqFt
SEWER	191.00 CCF			\$644.62	\$3.375 /CCF	\$0.007 /SqFt
WATER	117.00 CCF			\$542.46	\$4.636 /CCF	\$0.006 /SqFt
Totals:		265,310 KBtu	2.866 KBtu/SqFt	\$5,389.18		

Energy

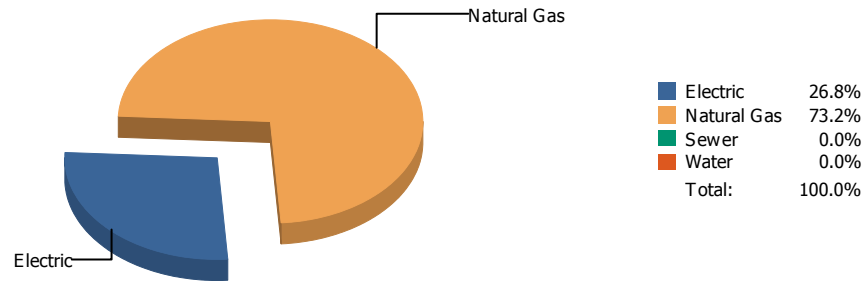


Cost

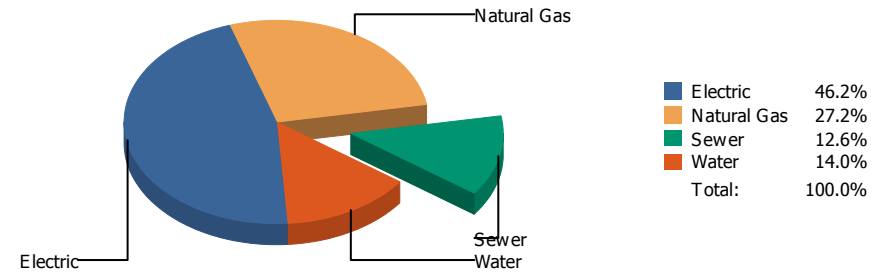


Commodity	Common Use	Energy Use	Energy Use / Area	Total Cost	Cost / Unit	Cost / Area
Place: [CROSBY] CROSBY 113 [BUILDING]						
Area: 83,100 SqFt						
Billing Period: Feb 2019						
ELECTRIC	32,523.00 kWh	110,968 KBtu	1.335 KBtu/SqFt	\$3,139.99	\$0.097 /kWh	\$0.038 /SqFt
NATURALGAS	2,224.00 CCF	229,072 KBtu	2.757 KBtu/SqFt	\$1,439.78	\$0.647 /CCF	\$0.017 /SqFt
SEWER	116.00 CCF			\$408.10	\$3.518 /CCF	\$0.005 /SqFt
WATER	124.00 CCF			\$482.62	\$3.892 /CCF	\$0.006 /SqFt
Totals:		340,040 KBtu	4.092 KBtu/SqFt	\$5,470.49		

Energy

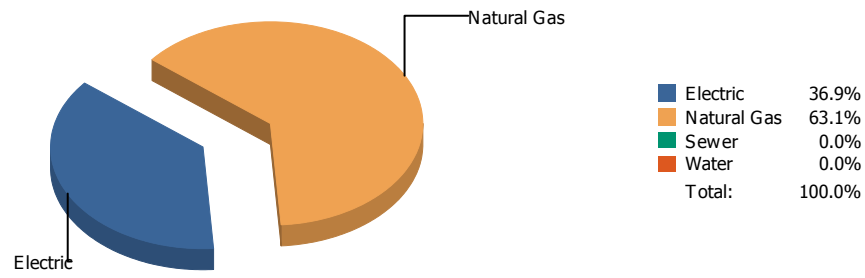


Cost

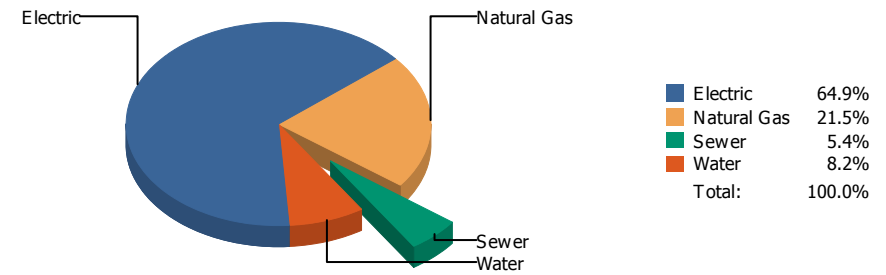


Commodity	Common Use	Energy Use	Energy Use / Area	Total Cost	Cost / Unit	Cost / Area
Place: [DOUGLASS] DOUGLASS 114 [BUILDING] Area: 86,903 SqFt Billing Period: Feb 2019						
ELECTRIC	31,199.00 kWh	106,451 KBtu	1.225 KBtu/SqFt	\$2,955.90	\$0.095 /kWh	\$0.034 /SqFt
NATURALGAS	2,816.00 CCF	290,048 KBtu	3.338 KBtu/SqFt	\$1,740.18	\$0.618 /CCF	\$0.020 /SqFt
SEWER	289.00 CCF			\$809.21	\$2.800 /CCF	\$0.009 /SqFt
WATER	208.00 CCF			\$892.94	\$4.293 /CCF	\$0.010 /SqFt
Totals:		396,499 KBtu	4.563 KBtu/SqFt	\$6,398.23		

Energy

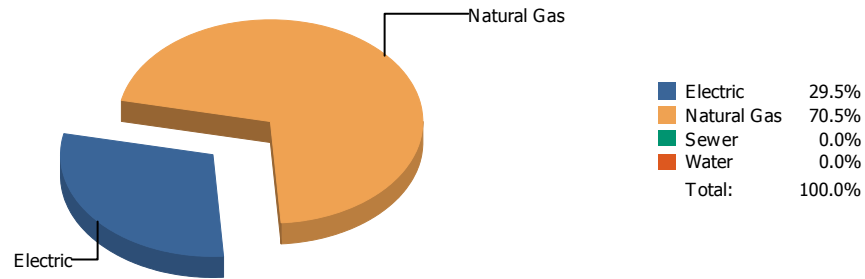


Cost

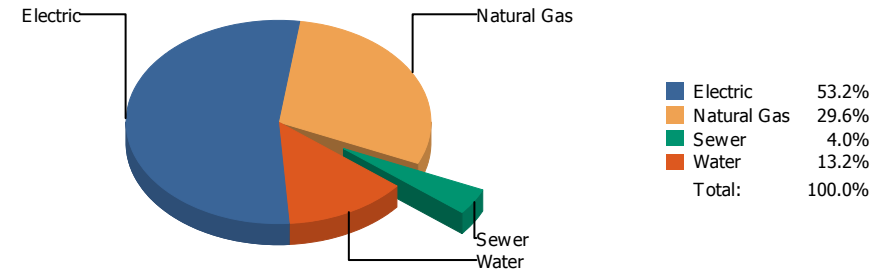


Commodity	Common Use	Energy Use	Energy Use / Area	Total Cost	Cost / Unit	Cost / Area
Place: [DOWELL] DOWELL 115 [BUILDING]						
Area: 55,801 SqFt						
Billing Period: Feb 2019						
ELECTRIC	21,608.00 kWh	73,726 KBtu	1.321 KBtu/SqFt	\$2,358.58	\$0.109 /kWh	\$0.042 /SqFt
NATURALGAS	1,226.00 CCF	126,278 KBtu	2.263 KBtu/SqFt	\$781.91	\$0.638 /CCF	\$0.014 /SqFt
SEWER	64.00 CCF			\$196.37	\$3.068 /CCF	\$0.004 /SqFt
WATER	94.00 CCF			\$297.41	\$3.164 /CCF	\$0.005 /SqFt
Totals:		200,004 KBtu	3.584 KBtu/SqFt	\$3,634.27		

Energy

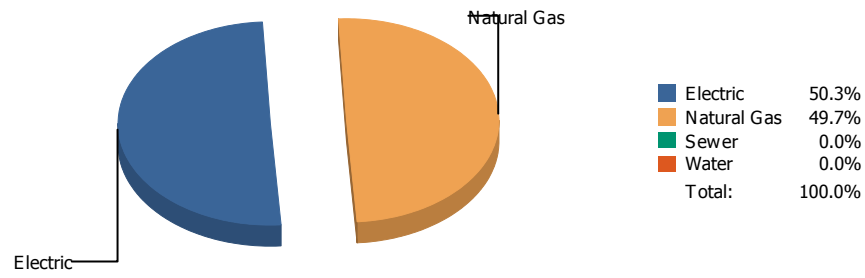


Cost

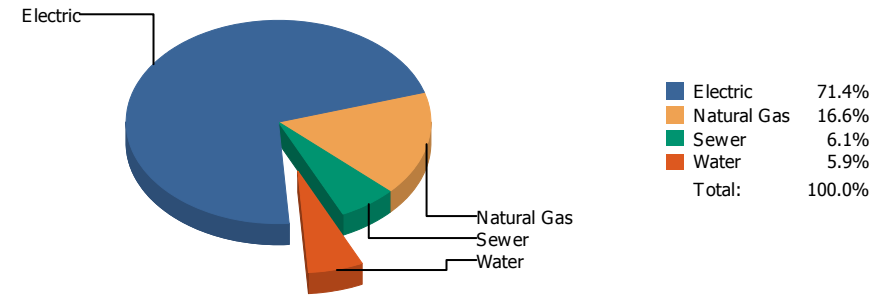


Commodity	Common Use	Energy Use	Energy Use / Area	Total Cost	Cost / Unit	Cost / Area
Place: [DRHORNEDOMIDDLESCHOOL_1] DR. HORNEDO MIDDLE SCHOOL 058 [BUILDING]						
Area: 184,871 SqFt						
Billing Period: Feb 2019						
ELECTRIC	72,800.00 kWh	248,394 KBtu	1.344 KBtu/SqFt	\$5,632.13	\$0.077 /kWh	\$0.030 /SqFt
NATURALGAS	5,774.00 CCF	594,722 KBtu	3.217 KBtu/SqFt	\$3,135.94	\$0.543 /CCF	\$0.017 /SqFt
SEWER	54.00 CCF			\$420.70	\$7.791 /CCF	\$0.002 /SqFt
WATER	202.00 CCF			\$1,392.67	\$6.894 /CCF	\$0.007 /SqFt
Totals:		843,116 KBtu	4.561 KBtu/SqFt	\$10,581.44		

Energy

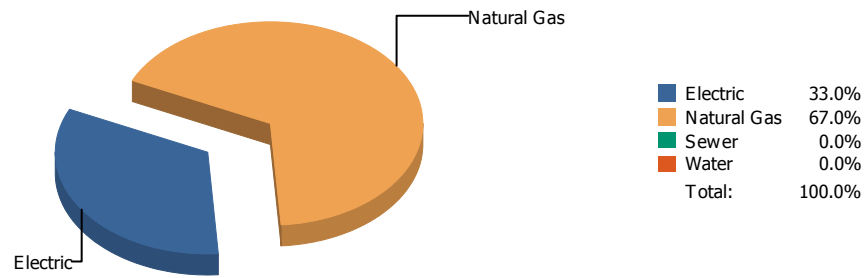


Cost

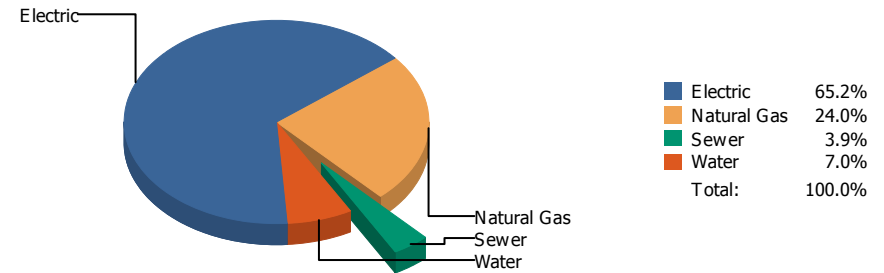


Commodity	Common Use	Energy Use	Energy Use / Area	Total Cost	Cost / Unit	Cost / Area
Place: [ED CENTER] ED CENTER 919 [BUILDING]						
Area: 220,243 SqFt						
Billing Period: Feb 2019						
ELECTRIC	257,162.00 kWh	877,437 KBtu	3.984 KBtu/SqFt	\$19,989.20	\$0.078 /kWh	\$0.090 /SqFt
NATURALGAS	8,421.00 CCF	867,363 KBtu	3.938 KBtu/SqFt	\$4,640.72	\$0.551 /CCF	\$0.021 /SqFt
SEWER	487.00 CCF			\$1,714.58	\$3.521 /CCF	\$0.008 /SqFt
WATER	428.00 CCF			\$1,658.27	\$3.874 /CCF	\$0.007 /SqFt
Totals:		1,744,800 KBtu	7.922 KBtu/SqFt	\$28,002.77		

Energy

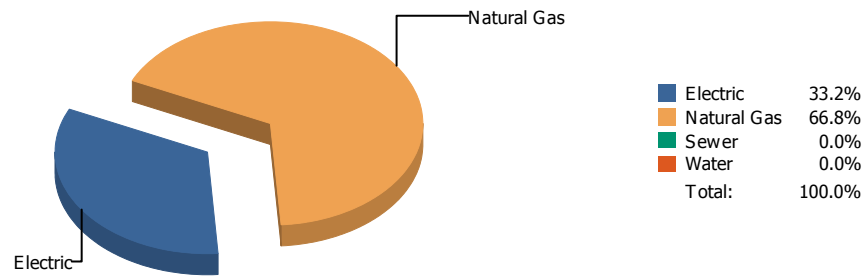


Cost

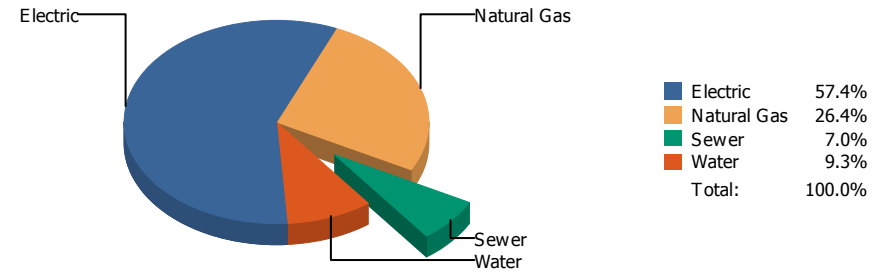


Commodity	Common Use	Energy Use	Energy Use / Area	Total Cost	Cost / Unit	Cost / Area
Place: [EL PASO] EL PASO HIGH 006 [BUILDING]						
Area: 236,062 SqFt						
Billing Period: Feb 2019						
ELECTRIC	161,074.00 kWh	549,584 KBtu	2.328 KBtu/SqFt	\$17,228.27	\$0.107 /kWh	\$0.072 /SqFt
NATURALGAS	10,819.00 CCF	1,114,357 KBtu	4.721 KBtu/SqFt	\$6,336.09	\$0.586 /CCF	\$0.027 /SqFt
SEWER	219.00 CCF			\$1,035.30	\$4.727 /CCF	\$0.004 /SqFt
WATER	354.00 CCF			\$1,843.60	\$5.208 /CCF	\$0.007 /SqFt
Totals:		1,663,941 KBtu	7.049 KBtu/SqFt	\$26,443.26		

Energy

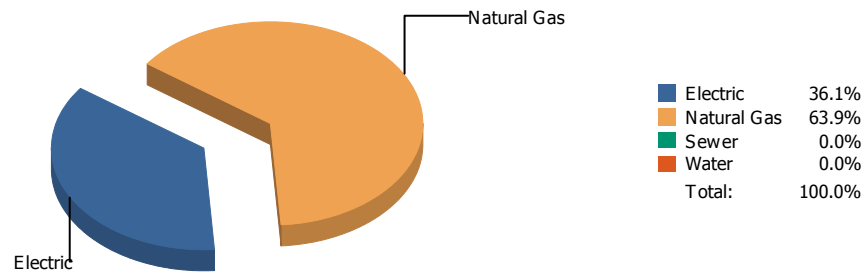


Cost

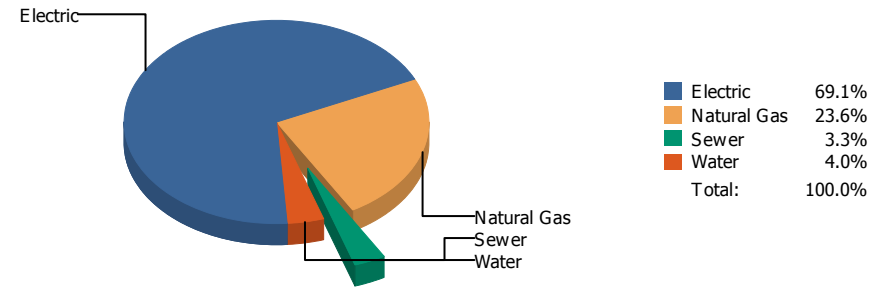


Commodity	Common Use	Energy Use	Energy Use / Area	Total Cost	Cost / Unit	Cost / Area
Place: [FANNIN] FANNIN 116 [BUILDING]						
Area: 73,291 SqFt						
Billing Period: Feb 2019						
ELECTRIC	45,146.00 kWh	154,038 KBtu	2.102 KBtu/SqFt	\$4,320.65	\$0.096 /kWh	\$0.059 /SqFt
NATURALGAS	3,010.00 CCF	310,030 KBtu	4.230 KBtu/SqFt	\$1,984.11	\$0.659 /CCF	\$0.027 /SqFt
SEWER	118.00 CCF			\$524.83	\$4.448 /CCF	\$0.007 /SqFt
WATER	152.00 CCF			\$696.71	\$4.584 /CCF	\$0.009 /SqFt
Totals:		464,068 KBtu	6.332 KBtu/SqFt	\$7,526.30		

Energy

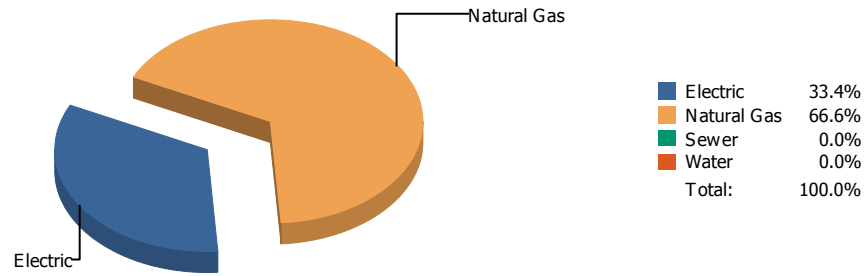


Cost

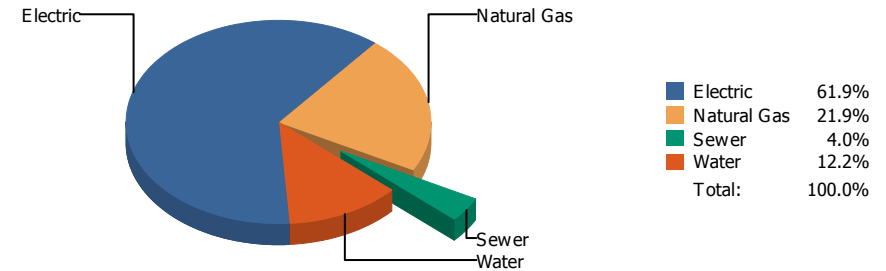


Commodity	Common Use	Energy Use	Energy Use / Area	Total Cost	Cost / Unit	Cost / Area
Place: [FRANKLIN] FRANKLIN HIGH SCHOOL 010 [BUILDING]						
Area: 329,377 SqFt						
Billing Period: Feb 2019						
ELECTRIC	234,867.00 kWh	801,366 KBtu	2.433 KBtu/SqFt	\$21,752.92	\$0.093 /kWh	\$0.066 /SqFt
NATURALGAS	13,772.00 CCF	1,418,516 KBtu	4.307 KBtu/SqFt	\$7,417.21	\$0.539 /CCF	\$0.023 /SqFt
SEWER	381.00 CCF			\$1,045.27	\$2.743 /CCF	\$0.003 /SqFt
WATER	402.00 CCF			\$1,252.90	\$3.117 /CCF	\$0.004 /SqFt
Totals:		2,219,882 KBtu	6.740 KBtu/SqFt	\$31,468.30		

Energy

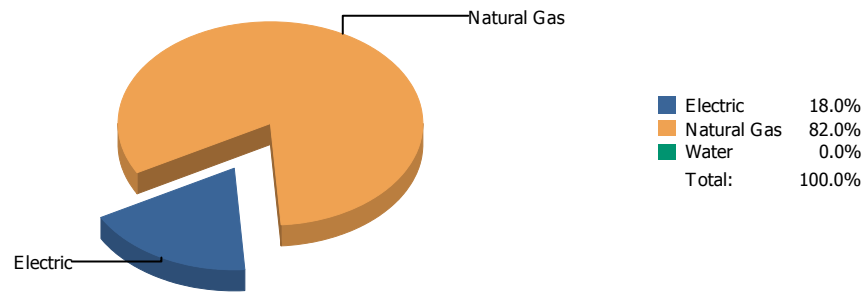


Cost

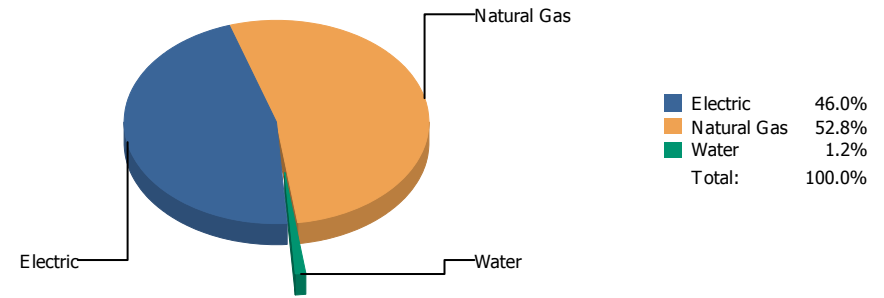


Commodity	Common Use	Energy Use	Energy Use / Area	Total Cost	Cost / Unit	Cost / Area
Place: [FRANKLIN9THGRADECENTER_2] FRANKLIN 9TH GRADE CENTER 053 [BUILDING]						
Area: 193,158 SqFt						
Billing Period: Feb 2019						
ELECTRIC	90,600.00 kWh	309,127 KBtu	1.600 KBtu/SqFt	\$9,174.72	\$0.101 /kWh	\$0.047 /SqFt
NATURALGAS	5,981.00 CCF	616,043 KBtu	3.189 KBtu/SqFt	\$3,243.24	\$0.542 /CCF	\$0.017 /SqFt
SEWER	143.00 CCF			\$590.69	\$4.131 /CCF	\$0.003 /SqFt
WATER	782.00 CCF			\$1,803.95	\$2.307 /CCF	\$0.009 /SqFt
Totals:		925,170 KBtu	4.790 KBtu/SqFt	\$14,812.60		

Energy

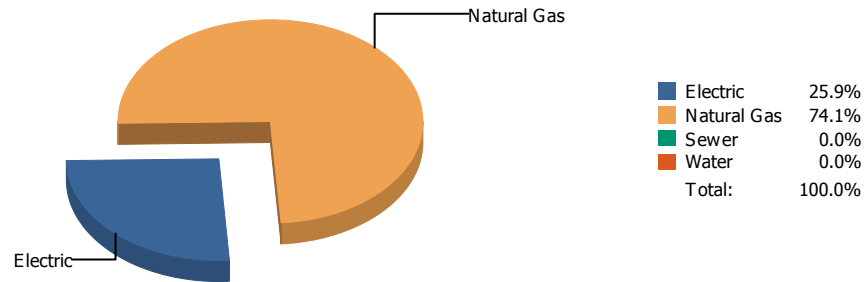


Cost

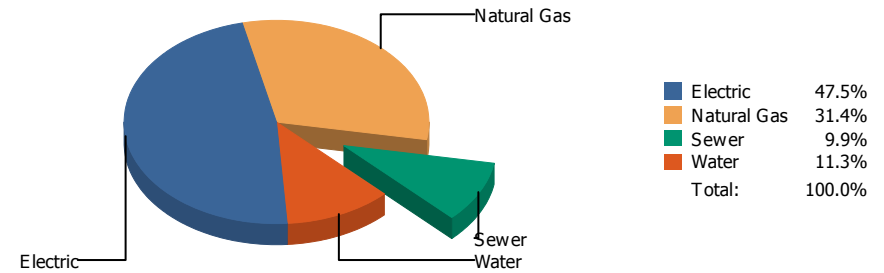


Commodity	Common Use	Energy Use	Energy Use / Area	Total Cost	Cost / Unit	Cost / Area
Place: [GAMBLE] JAMES GAMBLE WAREHOUSE [BUILDING]						
Area: 53,241 SqFt						
Billing Period: Feb 2019						
ELECTRIC	29,000.00 kWh	98,948 KBtu	1.858 KBtu/SqFt	\$2,111.83	\$0.073 /kWh	\$0.040 /SqFt
NATURALGAS	4,385.00 CCF	451,655 KBtu	8.483 KBtu/SqFt	\$2,425.83	\$0.553 /CCF	\$0.046 /SqFt
WATER	0.00 CCF			\$54.48	\$0.000 /CCF	\$0.001 /SqFt
Totals:		550,603 KBtu	10.342 KBtu/SqFt	\$4,592.14		

Energy

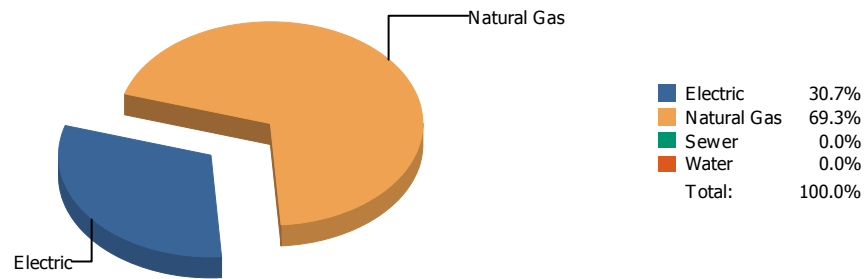


Cost

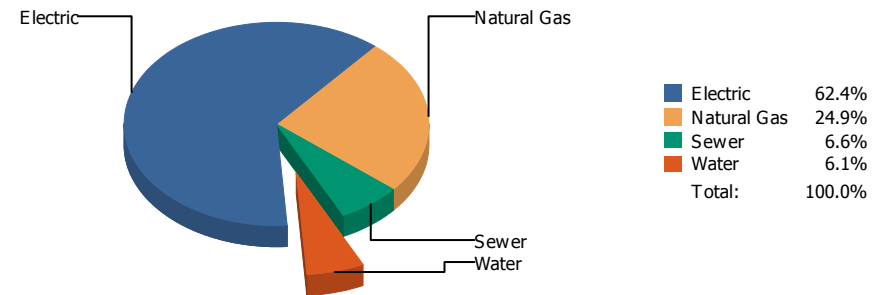


Commodity	Common Use	Energy Use	Energy Use / Area	Total Cost	Cost / Unit	Cost / Area
Place: [GREEN] GREEN ELEMENTARY SCHOOL 162 [BUILDING]						
Area: 88,156 SqFt						
Billing Period: Feb 2019						
ELECTRIC	36,900.00 kWh	125,903 KBtu	1.428 KBtu/SqFt	\$3,176.19	\$0.086 /kWh	\$0.036 /SqFt
NATURALGAS	3,489.00 CCF	359,367 KBtu	4.076 KBtu/SqFt	\$2,098.56	\$0.601 /CCF	\$0.024 /SqFt
SEWER	130.00 CCF			\$659.13	\$5.070 /CCF	\$0.007 /SqFt
WATER	159.00 CCF			\$753.50	\$4.739 /CCF	\$0.009 /SqFt
Totals:		485,270 KBtu	5.505 KBtu/SqFt	\$6,687.38		

Energy

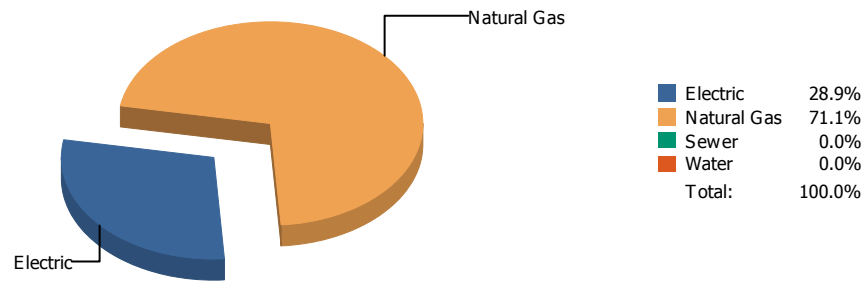


Cost

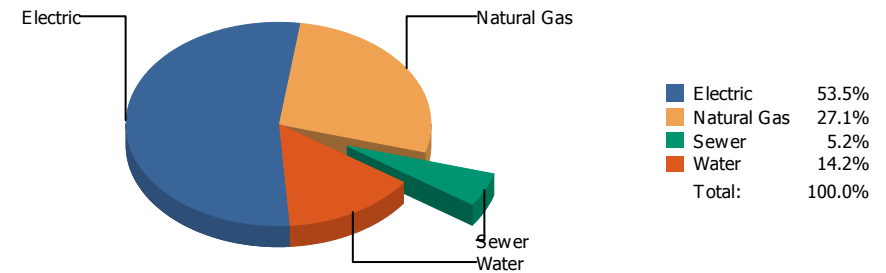


Commodity	Common Use	Energy Use	Energy Use / Area	Total Cost	Cost / Unit	Cost / Area
Place: [GUERRERO] ROSA GUERRERO ELEMENTARY 163 [BUILDING]						
Area: 88,641 SqFt						
Billing Period: Feb 2019						
ELECTRIC	49,840.00 kWh	170,054 KBtu	1.918 KBtu/SqFt	\$5,537.67	\$0.111 /kWh	\$0.062 /SqFt
NATURALGAS	3,722.00 CCF	383,366 KBtu	4.325 KBtu/SqFt	\$2,215.17	\$0.595 /CCF	\$0.025 /SqFt
SEWER	149.00 CCF			\$584.04	\$3.920 /CCF	\$0.006 /SqFt
WATER	145.00 CCF			\$544.38	\$3.754 /CCF	\$0.006 /SqFt
Totals:		553,420 KBtu	6.243 KBtu/SqFt	\$8,881.26		

Energy

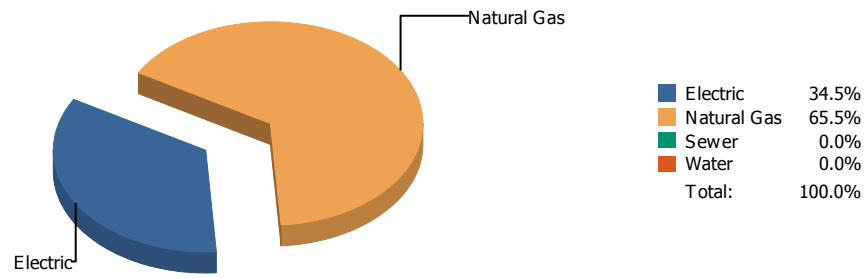


Cost

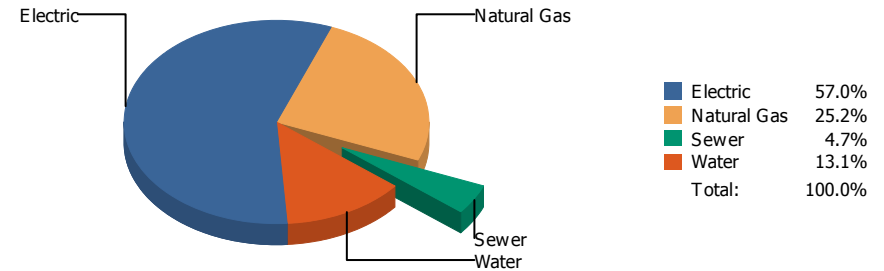


Commodity	Common Use	Energy Use	Energy Use / Area	Total Cost	Cost / Unit	Cost / Area
Place: [GUILLEN] GUILLEN 044 [BUILDING]						
Area: 223,773 SqFt						
Billing Period: Feb 2019						
ELECTRIC	80,161.00 kWh	273,509 KBtu	1.222 KBtu/SqFt	\$7,236.17	\$0.090 /kWh	\$0.032 /SqFt
NATURALGAS	6,530.00 CCF	672,590 KBtu	3.006 KBtu/SqFt	\$3,671.52	\$0.562 /CCF	\$0.016 /SqFt
SEWER	214.00 CCF			\$708.19	\$3.309 /CCF	\$0.003 /SqFt
WATER	488.00 CCF			\$1,921.15	\$3.937 /CCF	\$0.009 /SqFt
Totals:		946,099 KBtu	4.228 KBtu/SqFt	\$13,537.03		

Energy

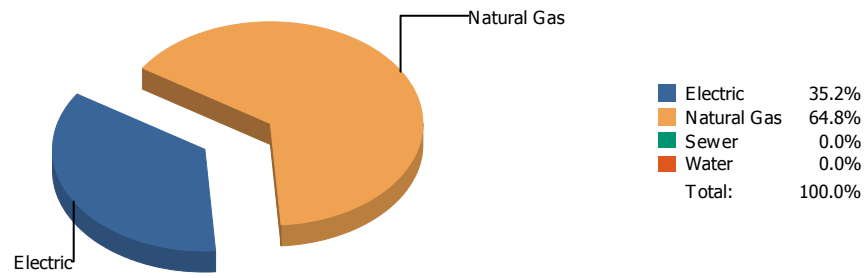


Cost

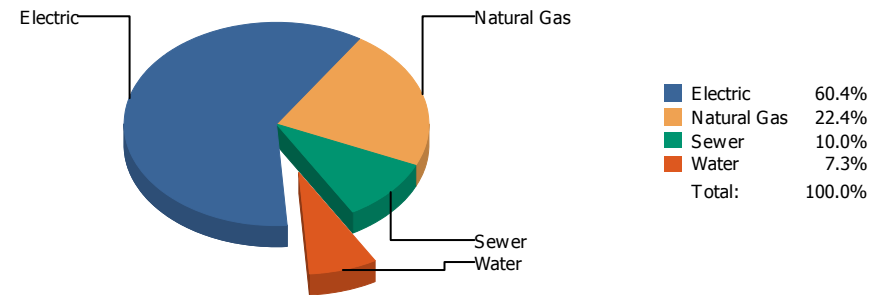


Commodity	Common Use	Energy Use	Energy Use / Area	Total Cost	Cost / Unit	Cost / Area
Place: [HART] HART 118 [BUILDING] Area: 63,357 SqFt Billing Period: Feb 2019						
ELECTRIC	47,760.00 kWh	162,957 KBtu	2.572 KBtu/SqFt	\$3,846.35	\$0.081 /kWh	\$0.061 /SqFt
NATURALGAS	3,002.00 CCF	309,206 KBtu	4.880 KBtu/SqFt	\$1,699.55	\$0.566 /CCF	\$0.027 /SqFt
SEWER	58.00 CCF			\$316.96	\$5.465 /CCF	\$0.005 /SqFt
WATER	156.00 CCF			\$881.42	\$5.650 /CCF	\$0.014 /SqFt
Totals:		472,163 KBtu	7.452 KBtu/SqFt	\$6,744.28		

Energy

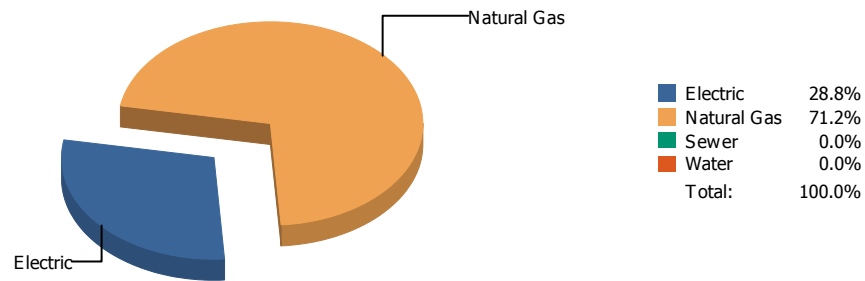


Cost

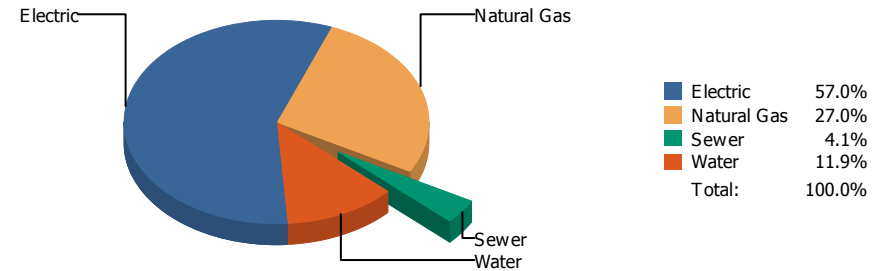


Commodity	Common Use	Energy Use	Energy Use / Area	Total Cost	Cost / Unit	Cost / Area
Place: [HAWKINS] HAWKINS 119 [BUILDING] Area: 57,207 SqFt Billing Period: Feb 2019						
ELECTRIC	32,006.00 kWh	109,204 KBtu	1.909 KBtu/SqFt	\$3,114.19	\$0.097 /kWh	\$0.054 /SqFt
NATURALGAS	1,952.00 CCF	201,056 KBtu	3.515 KBtu/SqFt	\$1,155.34	\$0.592 /CCF	\$0.020 /SqFt
SEWER	172.00 CCF			\$515.06	\$2.995 /CCF	\$0.009 /SqFt
WATER	61.00 CCF			\$375.37	\$6.154 /CCF	\$0.006 /SqFt
Totals:		310,260 KBtu	5.423 KBtu/SqFt	\$5,159.96		

Energy

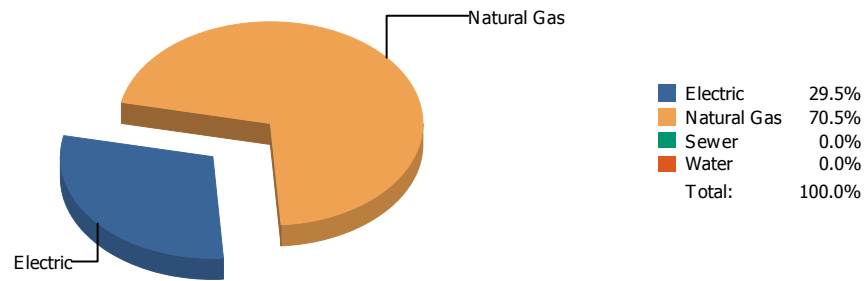


Cost

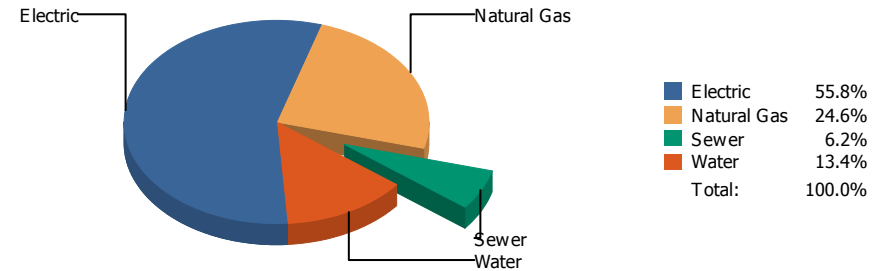


Commodity	Common Use	Energy Use	Energy Use / Area	Total Cost	Cost / Unit	Cost / Area
Place: [HENDERSO] HENDERSON 041 [BUILDING]						
Area: 145,254 SqFt						
Billing Period: Feb 2019						
ELECTRIC	48,327.00 kWh	164,892 KBtu	1.135 KBtu/SqFt	\$4,629.74	\$0.096 /kWh	\$0.032 /SqFt
NATURALGAS	3,959.00 CCF	407,777 KBtu	2.807 KBtu/SqFt	\$2,195.40	\$0.555 /CCF	\$0.015 /SqFt
SEWER	124.00 CCF			\$330.11	\$2.662 /CCF	\$0.002 /SqFt
WATER	274.00 CCF			\$963.75	\$3.517 /CCF	\$0.007 /SqFt
Totals:		572,669 KBtu	3.943 KBtu/SqFt	\$8,119.00		

Energy



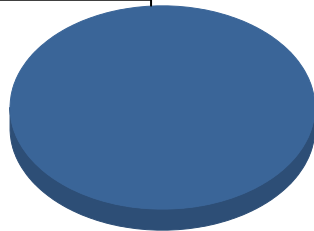
Cost



Commodity	Common Use	Energy Use	Energy Use / Area	Total Cost	Cost / Unit	Cost / Area
Place: [HERRERA_1] HERRERA ELEMENTARY 174 [BUILDING]						
Area: 86,275 SqFt						
Billing Period: Feb 2019						
ELECTRIC	47,400.00 kWh	161,729 KBtu	1.875 KBtu/SqFt	\$4,739.19	\$0.100 /kWh	\$0.055 /SqFt
NATURALGAS	3,749.00 CCF	386,147 KBtu	4.476 KBtu/SqFt	\$2,086.58	\$0.557 /CCF	\$0.024 /SqFt
SEWER	111.00 CCF			\$529.57	\$4.771 /CCF	\$0.006 /SqFt
WATER	215.00 CCF			\$1,142.38	\$5.313 /CCF	\$0.013 /SqFt
Totals:		547,876 KBtu	6.350 KBtu/SqFt	\$8,497.72		

Energy

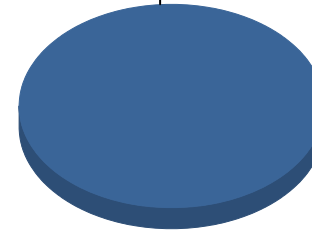
Electric



■ Electric 100.0%
Total: 100.0%

Cost

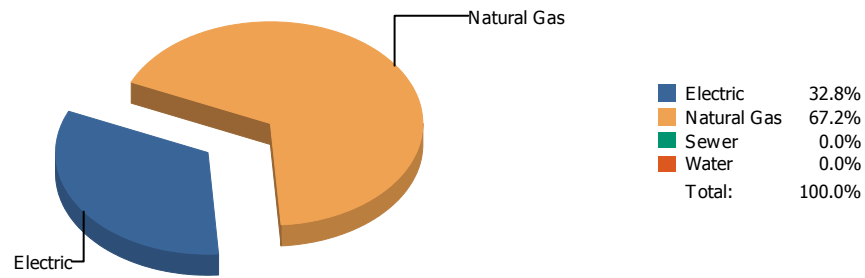
Electric



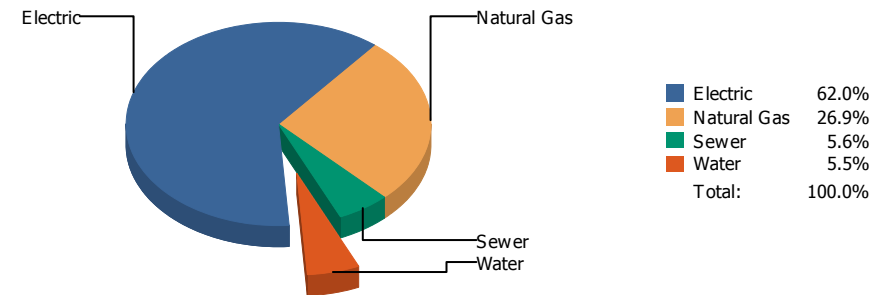
■ Electric 100.0%
Total: 100.0%

Commodity	Common Use	Energy Use	Energy Use / Area	Total Cost	Cost / Unit	Cost / Area
Place: [HIGHLAND] HIGHLAND/ANNEX 120 [BUILDING]						
Area: 33,705 SqFt						
Billing Period: Feb 2019						
ELECTRIC	30,160.00 kWh	102,906 KBtu	3.053 KBtu/SqFt	\$1,668.11	\$0.055 /kWh	\$0.049 /SqFt
Totals:		102,906 KBtu	3.053 KBtu/SqFt	\$1,668.11		

Energy

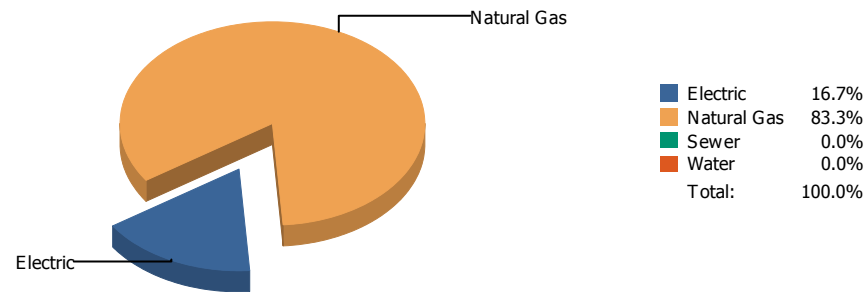


Cost

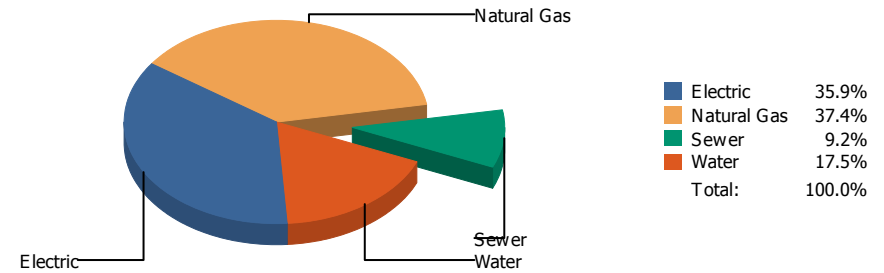


Commodity	Common Use	Energy Use	Energy Use / Area	Total Cost	Cost / Unit	Cost / Area
Place: [HILLSIDE] HILLSIDE 121 [BUILDING] Area: 80,656 SqFt Billing Period: Feb 2019						
ELECTRIC	56,114.00 kWh	191,461 KBtu	2.374 KBtu/SqFt	\$5,520.09	\$0.098 /kWh	\$0.068 /SqFt
NATURALGAS	3,805.00 CCF	391,915 KBtu	4.859 KBtu/SqFt	\$2,394.09	\$0.629 /CCF	\$0.030 /SqFt
SEWER	104.00 CCF			\$498.09	\$4.789 /CCF	\$0.006 /SqFt
WATER	76.00 CCF			\$487.29	\$6.412 /CCF	\$0.006 /SqFt
Totals:		583,376 KBtu	7.233 KBtu/SqFt	\$8,899.56		

Energy

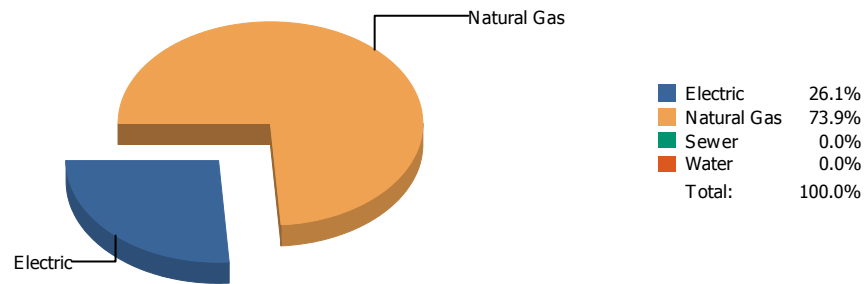


Cost

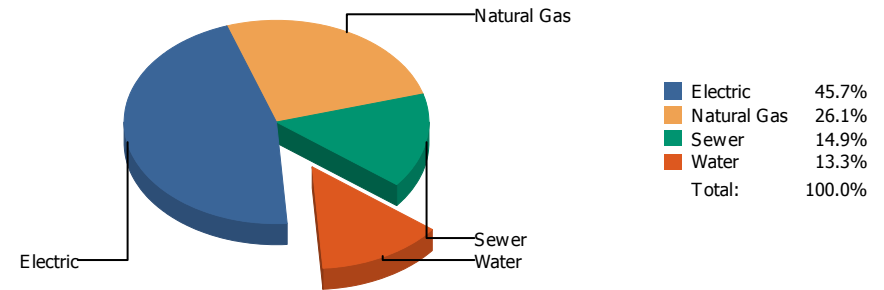


Commodity	Common Use	Energy Use	Energy Use / Area	Total Cost	Cost / Unit	Cost / Area
Place: [HOUSTON] HOUSTON 122 [BUILDING] Area: 84,178 SqFt Billing Period: Feb 2019						
ELECTRIC	19,200.00 kWh	65,510 KBtu	0.778 KBtu/SqFt	\$1,864.83	\$0.097 /kWh	\$0.022 /SqFt
NATURALGAS	3,181.00 CCF	327,643 KBtu	3.892 KBtu/SqFt	\$1,942.97	\$0.611 /CCF	\$0.023 /SqFt
SEWER	95.00 CCF			\$480.90	\$5.062 /CCF	\$0.006 /SqFt
WATER	204.00 CCF			\$912.74	\$4.474 /CCF	\$0.011 /SqFt
Totals:		393,153 KBtu	4.671 KBtu/SqFt	\$5,201.44		

Energy

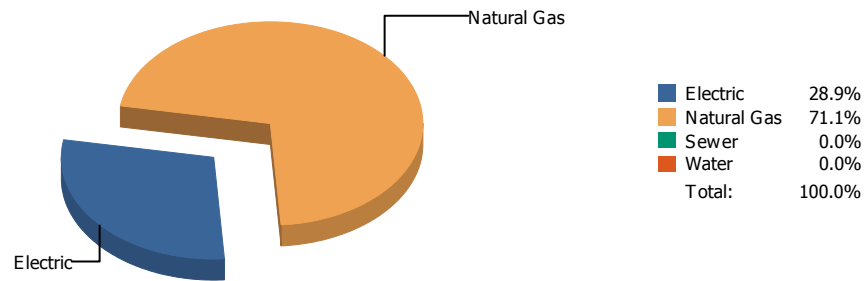


Cost

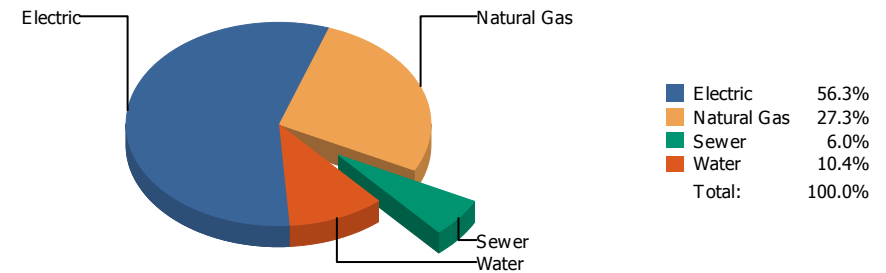


Commodity	Common Use	Energy Use	Energy Use / Area	Total Cost	Cost / Unit	Cost / Area
Place: [HUGHEY] HUGHEY 123 [BUILDING] Area: 74,815 SqFt Billing Period: Feb 2019						
ELECTRIC	37,351.00 kWh	127,442 KBtu	1.703 KBtu/SqFt	\$3,911.34	\$0.105 /kWh	\$0.052 /SqFt
NATURALGAS	3,504.00 CCF	360,912 KBtu	4.824 KBtu/SqFt	\$2,232.09	\$0.637 /CCF	\$0.030 /SqFt
SEWER	461.00 CCF			\$1,273.23	\$2.762 /CCF	\$0.017 /SqFt
WATER	314.00 CCF			\$1,139.69	\$3.630 /CCF	\$0.015 /SqFt
Totals:		488,354 KBtu	6.527 KBtu/SqFt	\$8,556.35		

Energy

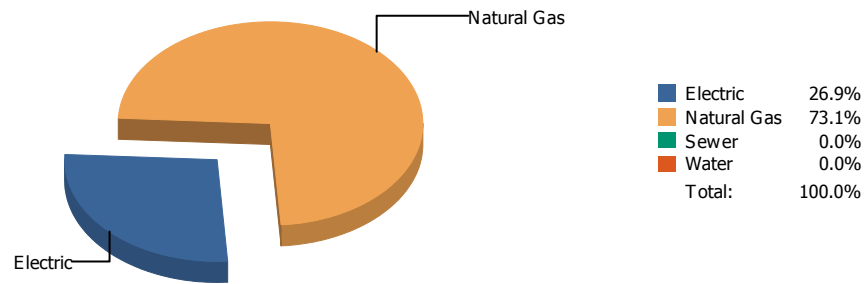


Cost

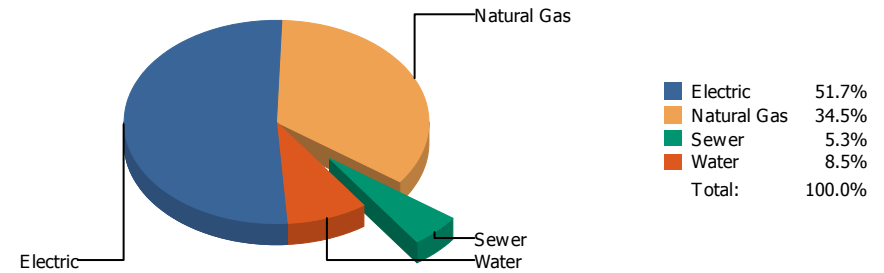


Commodity	Common Use	Energy Use	Energy Use / Area	Total Cost	Cost / Unit	Cost / Area
Place: [IRVIN] IRVIN 008 [BUILDING] Area: 303,804 SqFt Billing Period: Feb 2019						
ELECTRIC	125,490.00 kWh	428,172 KBtu	1.409 KBtu/SqFt	\$11,531.89	\$0.092 /kWh	\$0.038 /SqFt
NATURALGAS	10,210.00 CCF	1,051,630 KBtu	3.462 KBtu/SqFt	\$5,590.04	\$0.548 /CCF	\$0.018 /SqFt
SEWER	538.00 CCF			\$1,233.76	\$2.293 /CCF	\$0.004 /SqFt
WATER	886.00 CCF			\$2,120.78	\$2.394 /CCF	\$0.007 /SqFt
Totals:		1,479,802 KBtu	4.871 KBtu/SqFt	\$20,476.47		

Energy

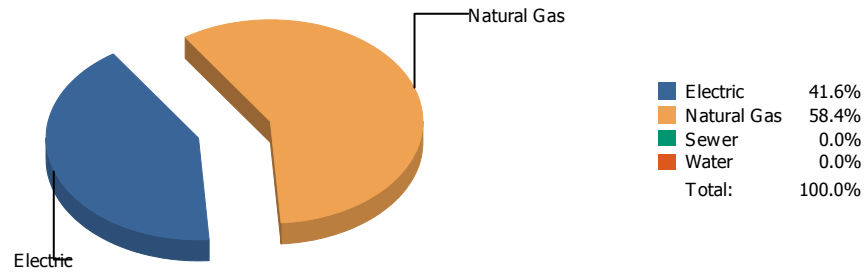


Cost

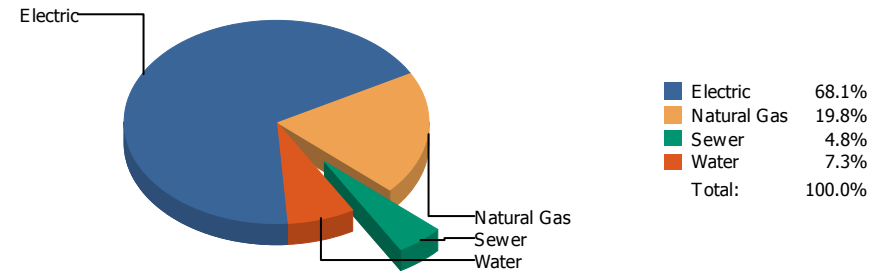


Commodity	Common Use	Energy Use	Energy Use / Area	Total Cost	Cost / Unit	Cost / Area
Place: [JEFFERSN] JEFFERSON 009 [BUILDING]						
Area: 257,708 SqFt						
Billing Period: Feb 2019						
ELECTRIC	121,029.00 kWh	412,951 KBtu	1.602 KBtu/SqFt	\$10,148.24	\$0.084 /kWh	\$0.039 /SqFt
NATURALGAS	10,886.00 CCF	1,121,258 KBtu	4.351 KBtu/SqFt	\$6,773.71	\$0.622 /CCF	\$0.026 /SqFt
SEWER	272.00 CCF			\$1,035.84	\$3.808 /CCF	\$0.004 /SqFt
WATER	474.00 CCF			\$1,667.39	\$3.518 /CCF	\$0.006 /SqFt
Totals:		1,534,209 KBtu	5.953 KBtu/SqFt	\$19,625.18		

Energy

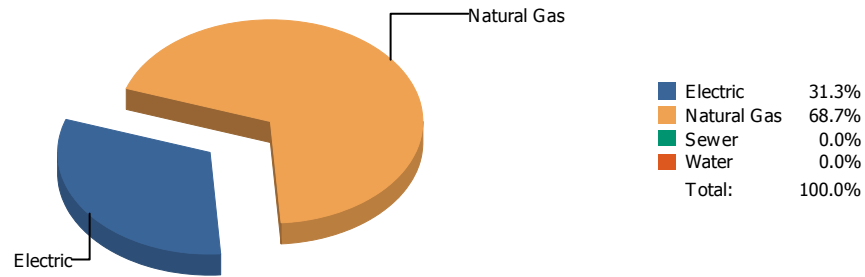


Cost

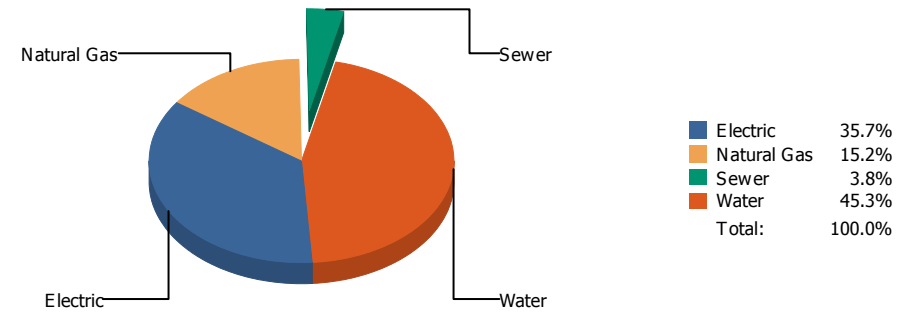


Commodity	Common Use	Energy Use	Energy Use / Area	Total Cost	Cost / Unit	Cost / Area
Place: [JOHNSON] L.B. JOHNSON 155 [BUILDING]						
Area: 87,993 SqFt						
Billing Period: Feb 2019						
ELECTRIC	50,950.00 kWh	173,841 KBtu	1.976 KBtu/SqFt	\$5,229.14	\$0.103 /kWh	\$0.059 /SqFt
NATURALGAS	2,374.00 CCF	244,522 KBtu	2.779 KBtu/SqFt	\$1,519.58	\$0.640 /CCF	\$0.017 /SqFt
SEWER	87.00 CCF			\$372.35	\$4.280 /CCF	\$0.004 /SqFt
WATER	171.00 CCF			\$561.03	\$3.281 /CCF	\$0.006 /SqFt
Totals:		418,363 KBtu	4.755 KBtu/SqFt	\$7,682.10		

Energy

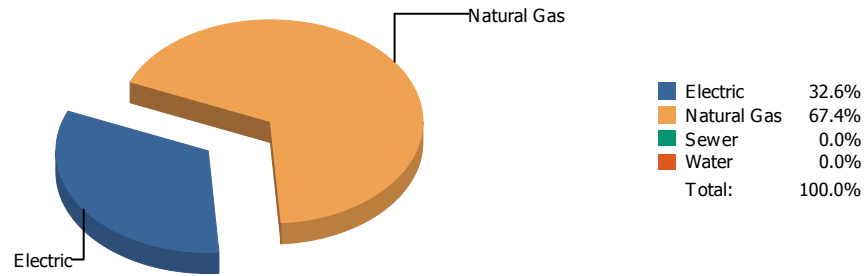


Cost

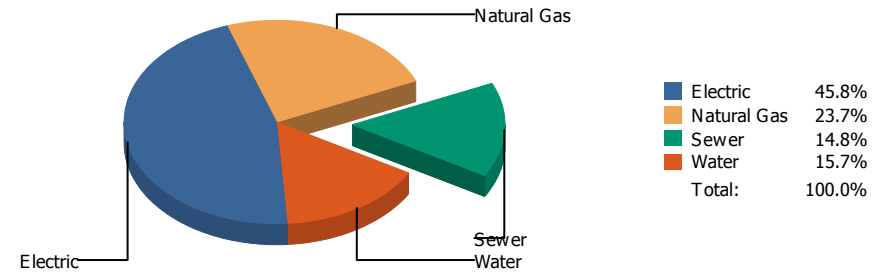


Commodity	Common Use	Energy Use	Energy Use / Area	Total Cost	Cost / Unit	Cost / Area
Place: [KOHLBERG] KOHLBERG ELEMENTARY [BUILDING]						
Area: 99,884 SqFt						
Billing Period: Feb 2019						
ELECTRIC	62,360.00 kWh	212,772 KBtu	2.130 KBtu/SqFt	\$6,188.71	\$0.099 /kWh	\$0.062 /SqFt
NATURALGAS	4,526.00 CCF	466,178 KBtu	4.667 KBtu/SqFt	\$2,629.96	\$0.581 /CCF	\$0.026 /SqFt
SEWER	197.00 CCF			\$656.58	\$3.333 /CCF	\$0.007 /SqFt
WATER	1,331.00 CCF			\$7,862.21	\$5.907 /CCF	\$0.079 /SqFt
Totals:		678,950 KBtu	6.797 KBtu/SqFt	\$17,337.46		

Energy

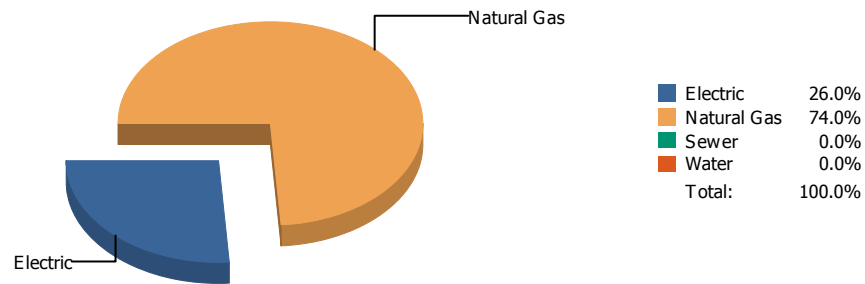


Cost

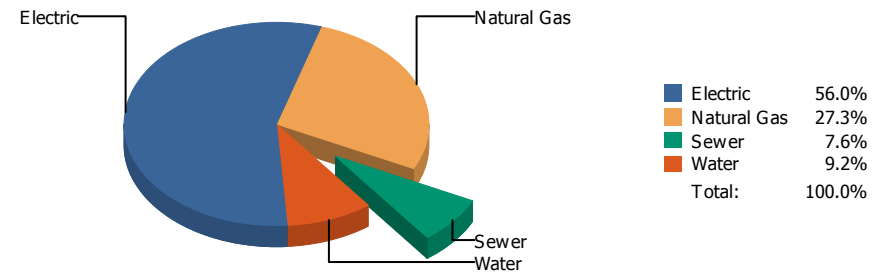


Commodity	Common Use	Energy Use	Energy Use / Area	Total Cost	Cost / Unit	Cost / Area
Place: [LAMAR] LAMAR 125 [BUILDING] Area: 76,252 SqFt Billing Period: Feb 2019						
ELECTRIC	27,900.00 kWh	95,195 KBtu	1.248 KBtu/SqFt	\$2,719.87	\$0.097 /kWh	\$0.036 /SqFt
NATURALGAS	1,911.00 CCF	196,833 KBtu	2.581 KBtu/SqFt	\$1,409.14	\$0.737 /CCF	\$0.018 /SqFt
SEWER	195.00 CCF			\$878.08	\$4.503 /CCF	\$0.011 /SqFt
WATER	221.00 CCF			\$929.96	\$4.208 /CCF	\$0.012 /SqFt
Totals:		292,028 KBtu	3.830 KBtu/SqFt	\$5,937.05		

Energy

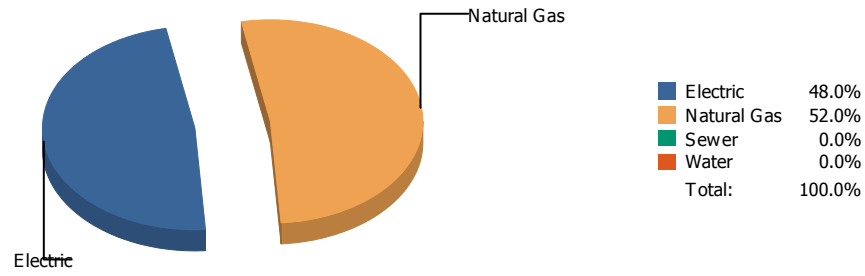


Cost

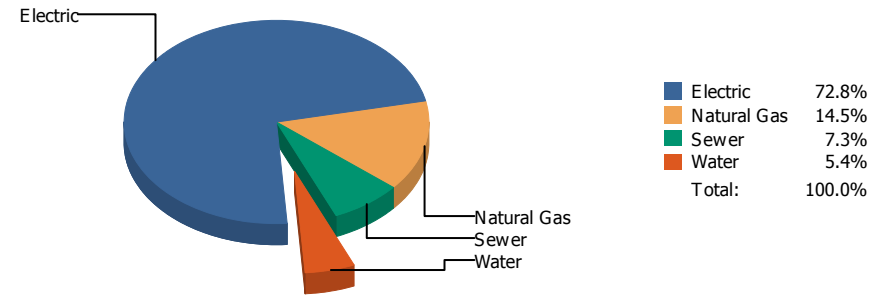


Commodity	Common Use	Energy Use	Energy Use / Area	Total Cost	Cost / Unit	Cost / Area
Place: [LEE] LEE 150 [BUILDING] Area: 78,368 SqFt Billing Period: Feb 2019						
ELECTRIC	39,840.00 kWh	135,934 KBtu	1.735 KBtu/SqFt	\$4,298.14	\$0.108 /kWh	\$0.055 /SqFt
NATURALGAS	3,749.00 CCF	386,147 KBtu	4.927 KBtu/SqFt	\$2,094.76	\$0.559 /CCF	\$0.027 /SqFt
SEWER	101.00 CCF			\$584.60	\$5.788 /CCF	\$0.007 /SqFt
WATER	106.00 CCF			\$704.59	\$6.647 /CCF	\$0.009 /SqFt
Totals:		522,081 KBtu	6.662 KBtu/SqFt	\$7,682.09		

Energy

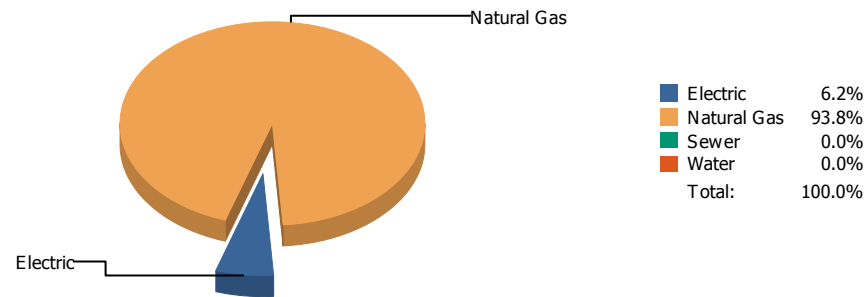


Cost

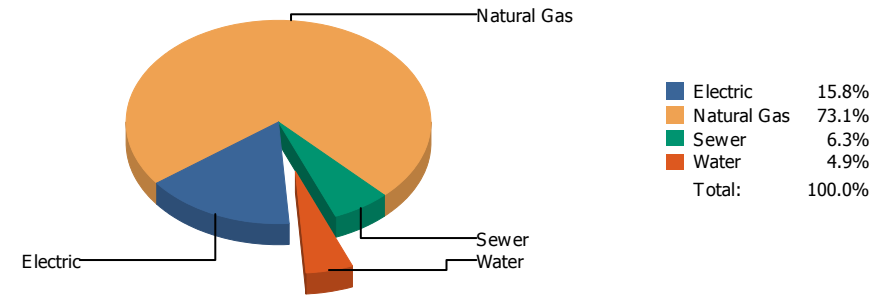


Commodity	Common Use	Energy Use	Energy Use / Area	Total Cost	Cost / Unit	Cost / Area
Place: [LINCOLN] LINCOLN 051 [BUILDING]						
Area: 163,678 SqFt						
Billing Period: Feb 2019						
ELECTRIC	88,700.00 kWh	302,644 KBtu	1.849 KBtu/SqFt	\$8,980.11	\$0.101 /kWh	\$0.055 /SqFt
NATURALGAS	3,182.00 CCF	327,746 KBtu	2.002 KBtu/SqFt	\$1,792.72	\$0.563 /CCF	\$0.011 /SqFt
SEWER	365.00 CCF			\$903.33	\$2.475 /CCF	\$0.006 /SqFt
WATER	207.00 CCF			\$660.93	\$3.193 /CCF	\$0.004 /SqFt
Totals:		630,390 KBtu	3.851 KBtu/SqFt	\$12,337.09		

Energy

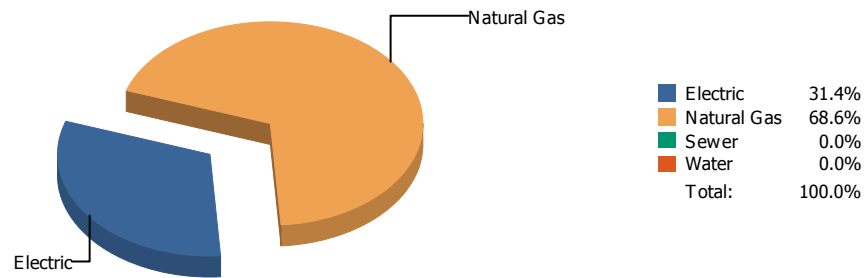


Cost

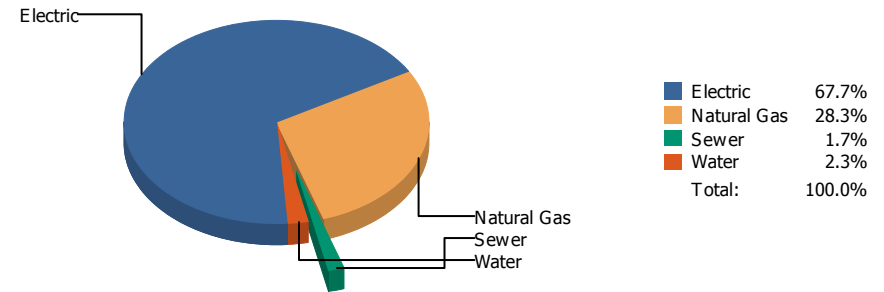


Commodity	Common Use	Energy Use	Energy Use / Area	Total Cost	Cost / Unit	Cost / Area
Place: [LIVE MAT] LIVE MATERIAL CENTER 929 [BUILDING]						
Area: 2,483 SqFt						
Billing Period: Feb 2019						
ELECTRIC	405.00 kWh	1,382 KBtu	0.557 KBtu/SqFt	\$81.19	\$0.200 /kWh	\$0.033 /SqFt
NATURALGAS	203.00 CCF	20,909 KBtu	8.421 KBtu/SqFt	\$375.66	\$1.851 /CCF	\$0.151 /SqFt
SEWER	1.00 CCF			\$32.19	\$32.190 /CCF	\$0.013 /SqFt
WATER	5.00 CCF			\$25.07	\$5.014 /CCF	\$0.010 /SqFt
Totals:		22,291 KBtu	8.977 KBtu/SqFt	\$514.11		

Energy

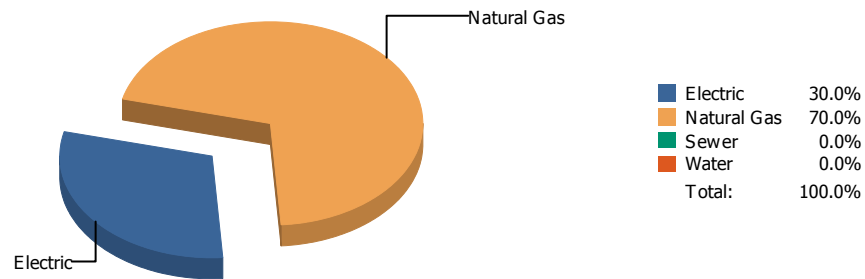


Cost

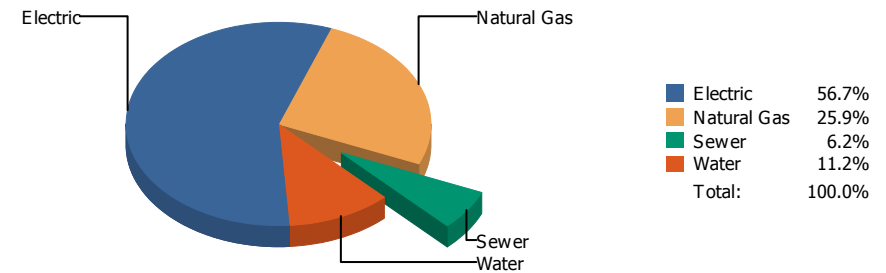


Commodity	Common Use	Energy Use	Energy Use / Area	Total Cost	Cost / Unit	Cost / Area
Place: [LOGAN] LOGAN 128 [BUILDING] Area: 72,248 SqFt Billing Period: Feb 2019						
ELECTRIC	42,000.00 kWh	143,304 KBtu	1.984 KBtu/SqFt	\$4,122.32	\$0.098 /kWh	\$0.057 /SqFt
NATURALGAS	3,036.00 CCF	312,708 KBtu	4.328 KBtu/SqFt	\$1,723.71	\$0.568 /CCF	\$0.024 /SqFt
SEWER	5.00 CCF			\$102.82	\$20.564 /CCF	\$0.001 /SqFt
WATER	16.00 CCF			\$142.41	\$8.901 /CCF	\$0.002 /SqFt
Totals:		456,012 KBtu	6.312 KBtu/SqFt	\$6,091.26		

Energy

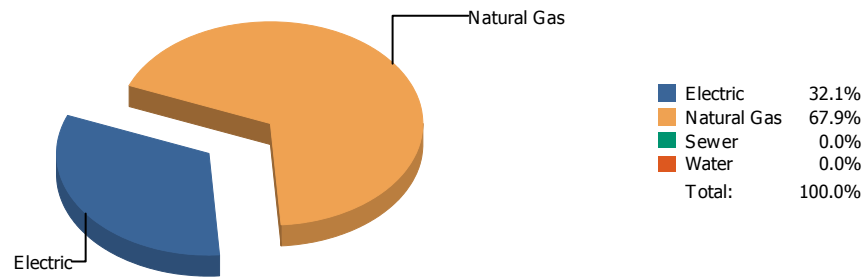


Cost

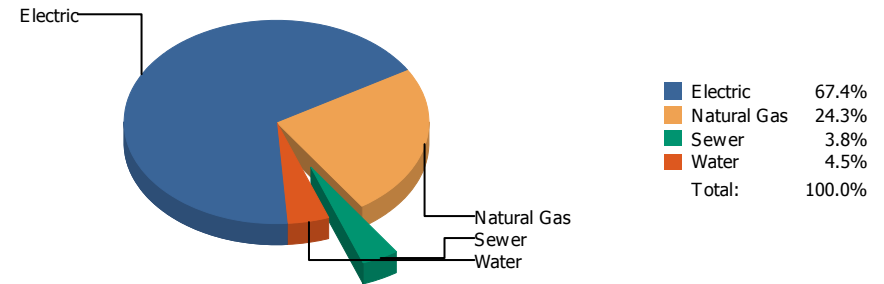


Commodity	Common Use	Energy Use	Energy Use / Area	Total Cost	Cost / Unit	Cost / Area
Place: [LUNDY_2] LUNDY 177 [BUILDING] Area: 112,731 SqFt Billing Period: Feb 2019						
ELECTRIC	52,600.00 kWh	179,471 KBtu	1.592 KBtu/SqFt	\$5,237.92	\$0.100 /kWh	\$0.046 /SqFt
NATURALGAS	4,072.00 CCF	419,416 KBtu	3.721 KBtu/SqFt	\$2,394.22	\$0.588 /CCF	\$0.021 /SqFt
SEWER	134.00 CCF			\$573.50	\$4.280 /CCF	\$0.005 /SqFt
WATER	202.00 CCF			\$1,037.47	\$5.136 /CCF	\$0.009 /SqFt
Totals:		598,887 KBtu	5.313 KBtu/SqFt	\$9,243.11		

Energy

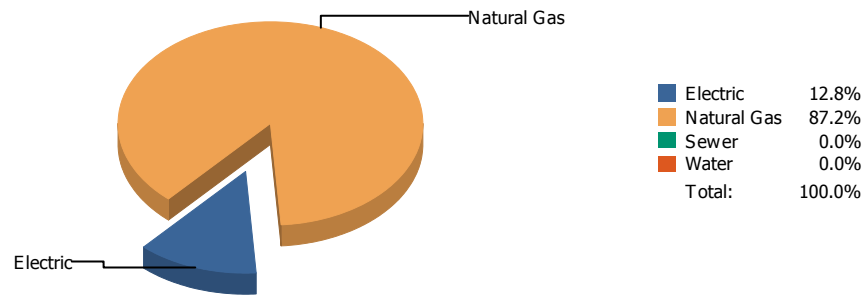


Cost

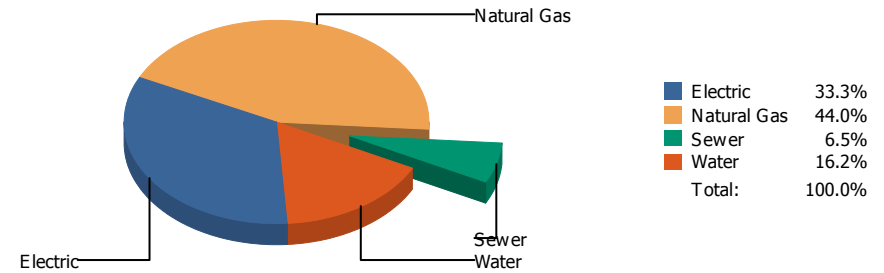


Commodity	Common Use	Energy Use	Energy Use / Area	Total Cost	Cost / Unit	Cost / Area
Place: [MAC] MACARTHUR 129 [BUILDING]						
Area: 143,341 SqFt						
Billing Period: Feb 2019						
ELECTRIC	73,160.00 kWh	249,622 KBtu	1.741 KBtu/SqFt	\$7,762.68	\$0.106 /kWh	\$0.054 /SqFt
NATURALGAS	5,123.00 CCF	527,669 KBtu	3.681 KBtu/SqFt	\$2,798.60	\$0.546 /CCF	\$0.020 /SqFt
SEWER	119.00 CCF			\$433.47	\$3.643 /CCF	\$0.003 /SqFt
WATER	129.00 CCF			\$516.28	\$4.002 /CCF	\$0.004 /SqFt
Totals:		777,291 KBtu	5.423 KBtu/SqFt	\$11,511.03		

Energy

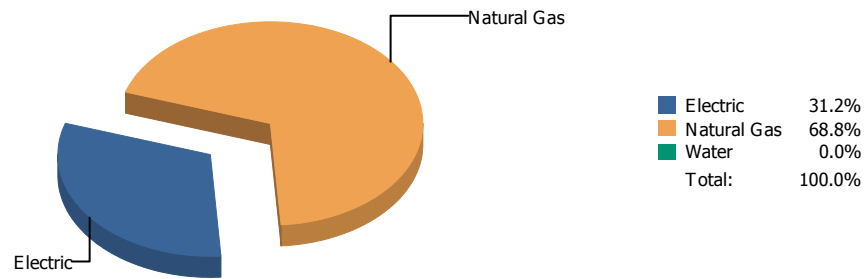


Cost

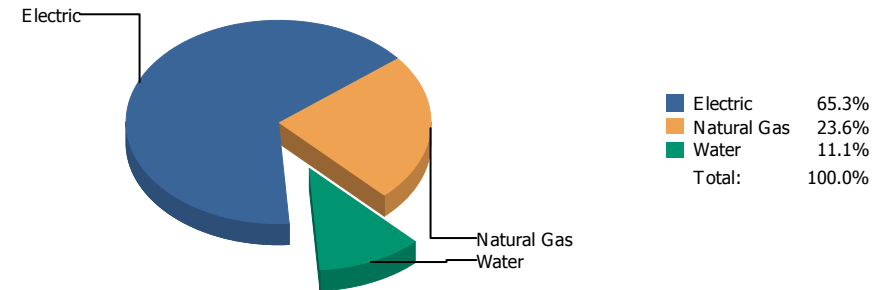


Commodity	Common Use	Energy Use	Energy Use / Area	Total Cost	Cost / Unit	Cost / Area
Place: [MAGOFFIN] MAGOFFIN 047 [BUILDING]						
Area: 76,378 SqFt						
Billing Period: Feb 2019						
ELECTRIC	21,320.00 kWh	72,744 KBtu	0.952 KBtu/SqFt	\$2,008.32	\$0.094 /kWh	\$0.026 /SqFt
NATURALGAS	4,818.00 CCF	496,254 KBtu	6.497 KBtu/SqFt	\$2,650.86	\$0.550 /CCF	\$0.035 /SqFt
SEWER	38.00 CCF			\$390.14	\$10.267 /CCF	\$0.005 /SqFt
WATER	124.00 CCF			\$979.66	\$7.900 /CCF	\$0.013 /SqFt
Totals:		568,998 KBtu	7.450 KBtu/SqFt	\$6,028.98		

Energy

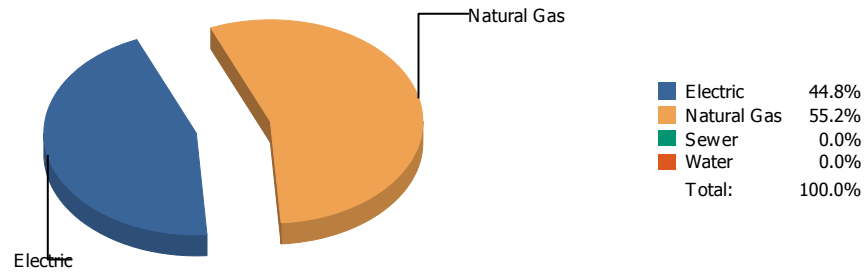


Cost

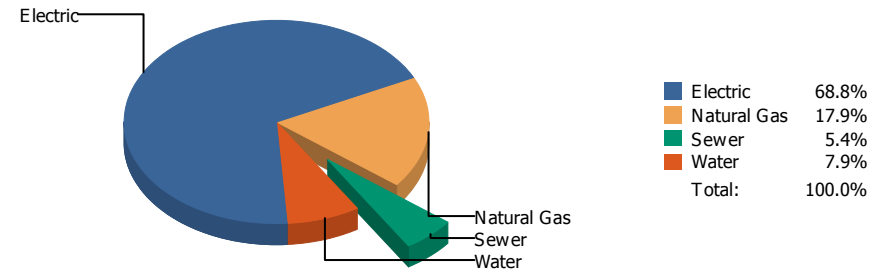


Commodity	Common Use	Energy Use	Energy Use / Area	Total Cost	Cost / Unit	Cost / Area
Place: [MAGOFFINNEWMIDDLESCHOOL] MAGOFFIN NEW MIDDLE SCHOOL [BUILDING]						
Area: 116,136 SqFt						
Billing Period: Feb 2019						
ELECTRIC	85,600.00 kWh	292,067 KBtu	2.515 KBtu/SqFt	\$9,415.25	\$0.110 /kWh	\$0.081 /SqFt
NATURALGAS	6,260.00 CCF	644,780 KBtu	5.552 KBtu/SqFt	\$3,401.45	\$0.543 /CCF	\$0.029 /SqFt
WATER	240.00 CCF			\$1,593.21	\$6.638 /CCF	\$0.014 /SqFt
Totals:		936,847 KBtu	8.067 KBtu/SqFt	\$14,409.91		

Energy

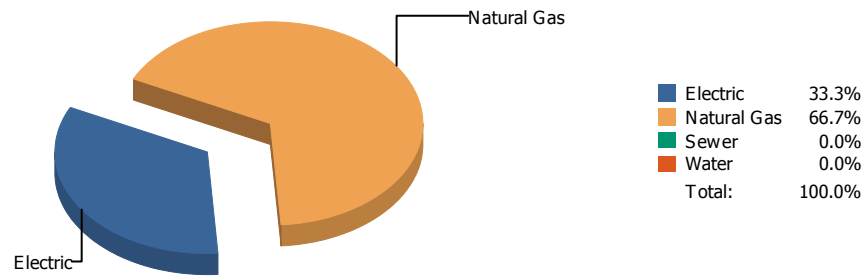


Cost

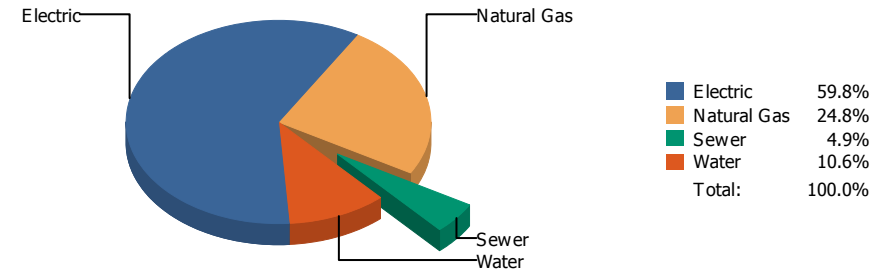


Commodity	Common Use	Energy Use	Energy Use / Area	Total Cost	Cost / Unit	Cost / Area
Place: [MAXINE] MAXINE SILVA HEALTH MAGNET 011 [BUILDING]						
Area: 80,909 SqFt						
Billing Period: Feb 2019						
ELECTRIC	56,700.00 kWh	193,460 KBtu	2.391 KBtu/SqFt	\$5,171.53	\$0.091 /kWh	\$0.064 /SqFt
NATURALGAS	2,312.00 CCF	238,136 KBtu	2.943 KBtu/SqFt	\$1,341.89	\$0.580 /CCF	\$0.017 /SqFt
SEWER	105.00 CCF			\$406.73	\$3.874 /CCF	\$0.005 /SqFt
WATER	161.00 CCF			\$594.72	\$3.694 /CCF	\$0.007 /SqFt
Totals:		431,596 KBtu	5.334 KBtu/SqFt	\$7,514.87		

Energy



Cost



Commodity	Common Use	Energy Use	Energy Use / Area	Total Cost	Cost / Unit	Cost / Area
Place: [MESITA] MESITA 130 [BUILDING]						
Area: 100,583 SqFt						
Billing Period: Feb 2019						
ELECTRIC	68,160.00 kWh	232,562 KBtu	2.312 KBtu/SqFt	\$6,340.95	\$0.093 /kWh	\$0.063 /SqFt
NATURALGAS	4,523.00 CCF	465,869 KBtu	4.632 KBtu/SqFt	\$2,631.37	\$0.582 /CCF	\$0.026 /SqFt
SEWER	104.00 CCF			\$516.20	\$4.963 /CCF	\$0.005 /SqFt
WATER	169.00 CCF			\$1,121.75	\$6.638 /CCF	\$0.011 /SqFt
Totals:		698,431 KBtu	6.944 KBtu/SqFt	\$10,610.27		

Energy

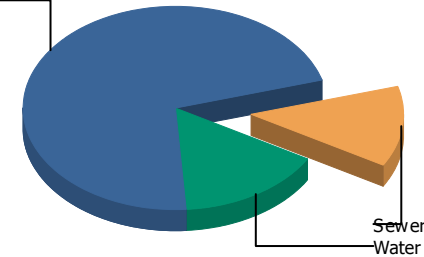
Electric



■ Electric 100.0%
 ■ Sewer 0.0%
 ■ Water 0.0%
 Total: 100.0%

Cost

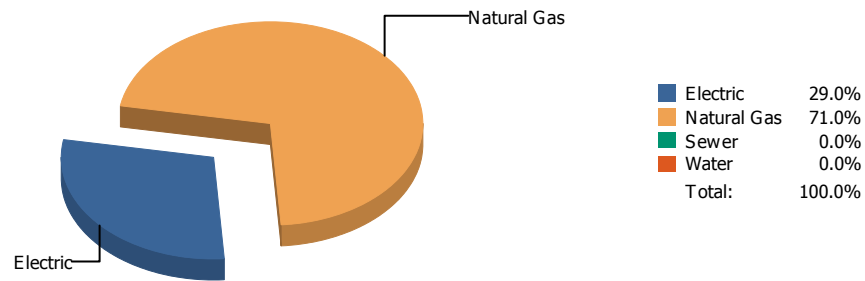
Electric



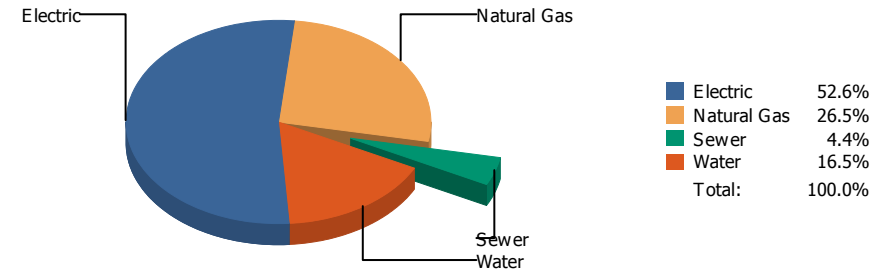
■ Electric 71.7%
 ■ Sewer 12.7%
 ■ Water 15.5%
 Total: 100.0%

Commodity	Common Use	Energy Use	Energy Use / Area	Total Cost	Cost / Unit	Cost / Area
Place: [MILAM] MILAM 131 [BUILDING]						
Area: 63,641 SqFt						
Billing Period: Feb 2019						
ELECTRIC	18,840.00 kWh	64,282 KBtu	1.010 KBtu/SqFt	\$1,869.73	\$0.099 /kWh	\$0.029 /SqFt
SEWER	66.00 CCF			\$332.24	\$5.034 /CCF	\$0.005 /SqFt
WATER	88.00 CCF			\$405.08	\$4.603 /CCF	\$0.006 /SqFt
Totals:		64,282 KBtu	1.010 KBtu/SqFt	\$2,607.05		

Energy

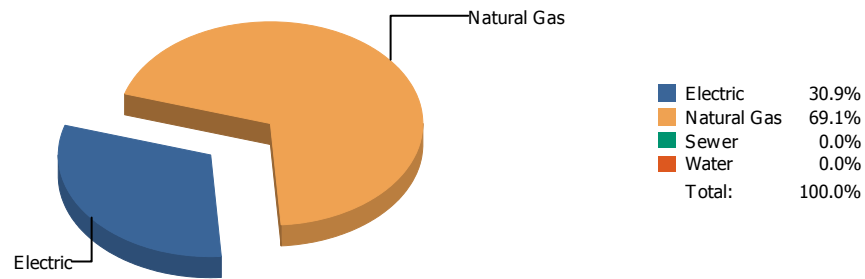


Cost

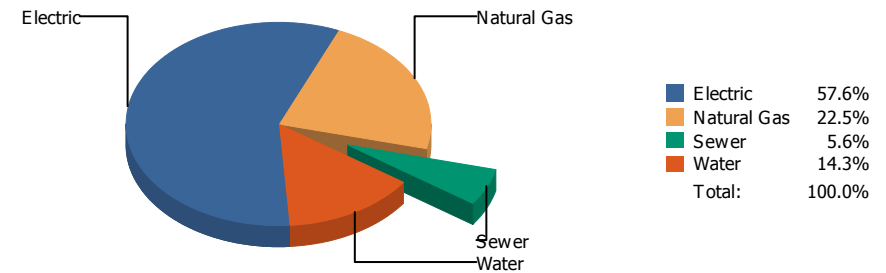


Commodity	Common Use	Energy Use	Energy Use / Area	Total Cost	Cost / Unit	Cost / Area
Place: [MOREHEAD] MOREHEAD 046 [BUILDING]						
Area: 119,353 SqFt						
Billing Period: Feb 2019						
ELECTRIC	80,874.00 kWh	275,942 KBtu	2.312 KBtu/SqFt	\$7,069.10	\$0.087 /kWh	\$0.059 /SqFt
NATURALGAS	6,556.00 CCF	675,268 KBtu	5.658 KBtu/SqFt	\$3,555.46	\$0.542 /CCF	\$0.030 /SqFt
SEWER	140.00 CCF			\$584.96	\$4.178 /CCF	\$0.005 /SqFt
WATER	605.00 CCF			\$2,217.37	\$3.665 /CCF	\$0.018 /SqFt
Totals:		951,210 KBtu	7.970 KBtu/SqFt	\$13,426.89		

Energy

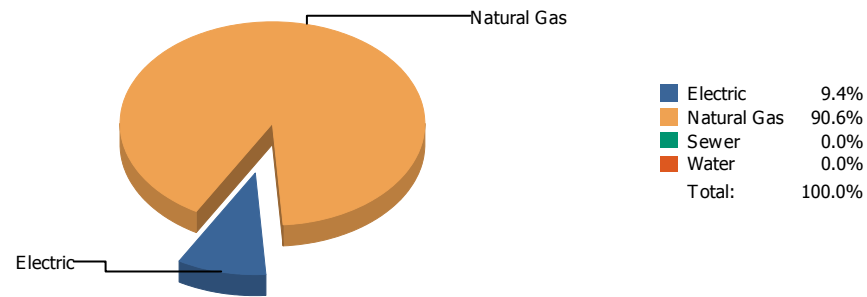


Cost

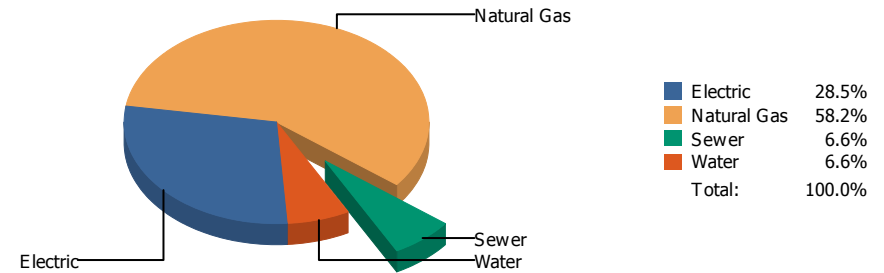


Commodity	Common Use	Energy Use	Energy Use / Area	Total Cost	Cost / Unit	Cost / Area
Place: [MOYE_2] HR MOYE [BUILDING]						
Area: 93,197 SqFt						
Billing Period: Feb 2019						
ELECTRIC	43,560.00 kWh	148,627 KBtu	1.595 KBtu/SqFt	\$4,661.03	\$0.107 /kWh	\$0.050 /SqFt
NATURALGAS	3,226.00 CCF	332,278 KBtu	3.565 KBtu/SqFt	\$1,822.59	\$0.565 /CCF	\$0.020 /SqFt
SEWER	71.00 CCF			\$453.17	\$6.383 /CCF	\$0.005 /SqFt
WATER	154.00 CCF			\$1,156.12	\$7.507 /CCF	\$0.012 /SqFt
Totals:		480,905 KBtu	5.160 KBtu/SqFt	\$8,092.91		

Energy



Cost



Commodity	Common Use	Energy Use	Energy Use / Area	Total Cost	Cost / Unit	Cost / Area
Place: [MULTI-MEDIA CENTER] MULTI-MEDIA CENTER [BUILDING]						
Area: 27,633 SqFt						
Billing Period: Feb 2019						
ELECTRIC	12,771.00 kWh	43,575 KBtu	1.577 KBtu/SqFt	\$1,099.69	\$0.086 /kWh	\$0.040 /SqFt
NATURALGAS	4,056.00 CCF	417,768 KBtu	15.118 KBtu/SqFt	\$2,245.67	\$0.554 /CCF	\$0.081 /SqFt
SEWER	84.00 CCF			\$253.71	\$3.020 /CCF	\$0.009 /SqFt
WATER	69.00 CCF			\$256.36	\$3.715 /CCF	\$0.009 /SqFt
Totals:		461,343 KBtu	16.695 KBtu/SqFt	\$3,855.43		

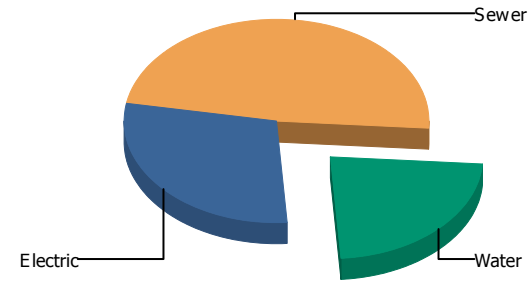
Energy

Electric



Electric 100.0%
 Sewer 0.0%
 Water 0.0%
 Total: 100.0%

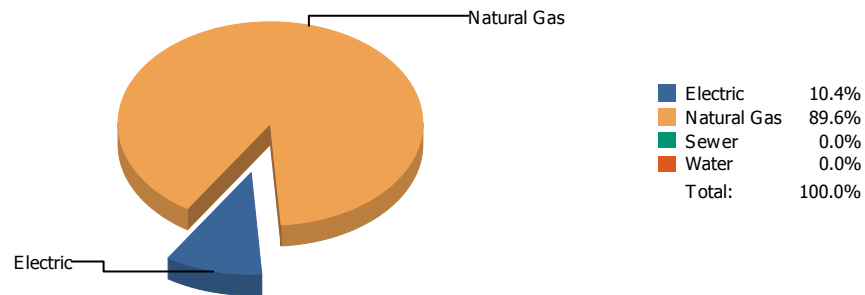
Cost



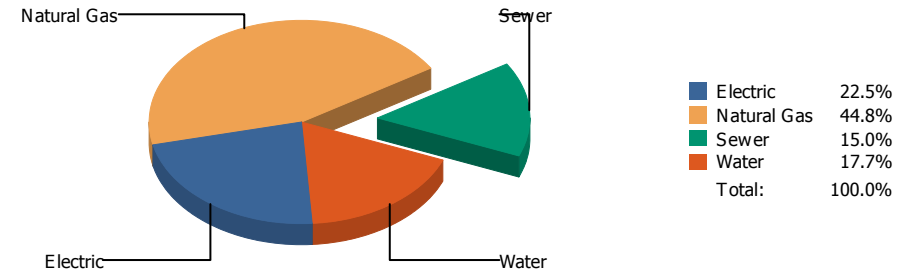
Electric 29.0%
 Sewer 48.2%
 Water 22.8%
 Total: 100.0%

Commodity	Common Use	Energy Use	Energy Use / Area	Total Cost	Cost / Unit	Cost / Area
Place: [NE AREA OFFICES] N.E. AREA OFFICES 882 [BUILDING]						
Area: 7,328 SqFt						
Billing Period: Feb 2019						
ELECTRIC	160.00 kWh	546 KBtu	0.074 KBtu/SqFt	\$36.46	\$0.228 /kWh	\$0.005 /SqFt
SEWER	0.00 CCF			\$60.56	\$0.000 /CCF	\$0.008 /SqFt
WATER	0.00 CCF			\$28.64	\$0.000 /CCF	\$0.004 /SqFt
Totals:		546 KBtu	0.074 KBtu/SqFt	\$125.66		

Energy

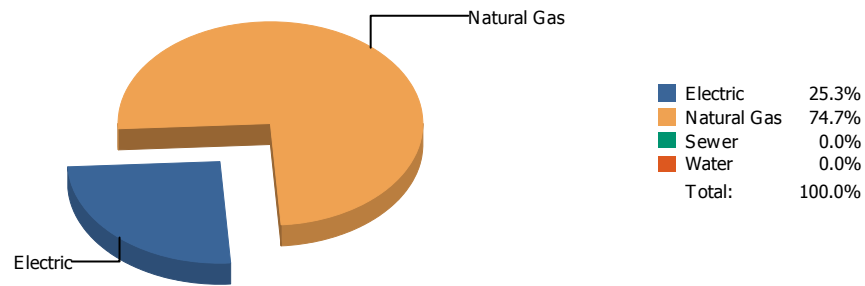


Cost

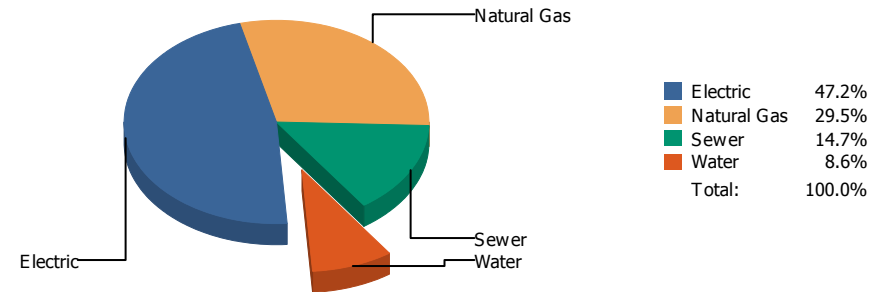


Commodity	Common Use	Energy Use	Energy Use / Area	Total Cost	Cost / Unit	Cost / Area
Place: [NE TRANSPORTATION] N.E. TRANSPORTATION 826 [BUILDING] Area: 5,995 SqFt Billing Period: Feb 2019						
ELECTRIC	6,840.00 kWh	23,338 KBtu	3.893 KBtu/SqFt	\$583.76	\$0.085 /kWh	\$0.097 /SqFt
NATURALGAS	1,960.00 CCF	201,880 KBtu	33.675 KBtu/SqFt	\$1,163.77	\$0.594 /CCF	\$0.194 /SqFt
SEWER	38.00 CCF			\$390.14	\$10.267 /CCF	\$0.065 /SqFt
WATER	58.00 CCF			\$458.82	\$7.911 /CCF	\$0.077 /SqFt
Totals:		225,218 KBtu	37.568 KBtu/SqFt	\$2,596.49		

Energy

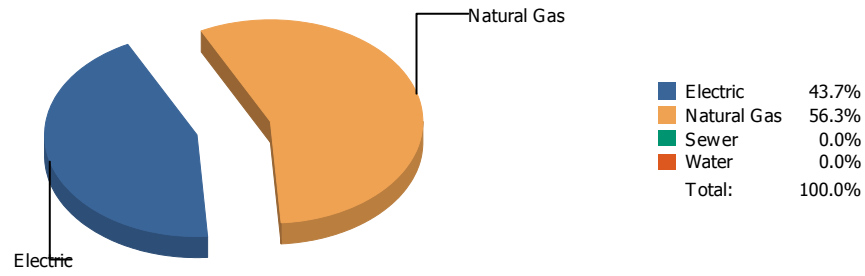


Cost

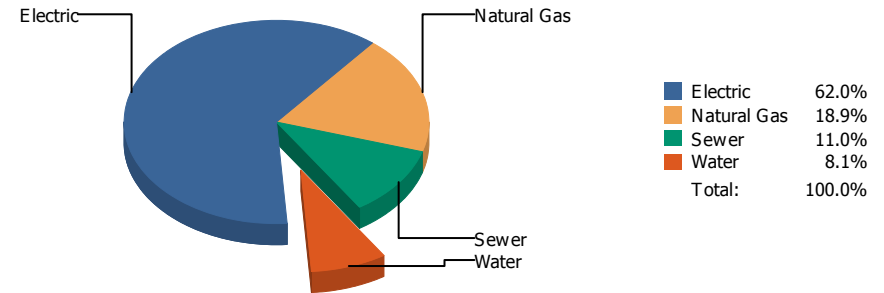


Commodity	Common Use	Energy Use	Energy Use / Area	Total Cost	Cost / Unit	Cost / Area
Place: [NEWMAN] NEWMAN ELEMENTARY 133 [BUILDING]						
Area: 73,291 SqFt						
Billing Period: Feb 2019						
ELECTRIC	27,243.00 kWh	92,953 KBtu	1.268 KBtu/SqFt	\$2,898.56	\$0.106 /kWh	\$0.039 /SqFt
NATURALGAS	2,671.00 CCF	275,113 KBtu	3.754 KBtu/SqFt	\$1,808.91	\$0.677 /CCF	\$0.025 /SqFt
SEWER	386.00 CCF			\$904.66	\$2.344 /CCF	\$0.012 /SqFt
WATER	157.00 CCF			\$530.09	\$3.376 /CCF	\$0.007 /SqFt
Totals:		368,066 KBtu	5.022 KBtu/SqFt	\$6,142.22		

Energy

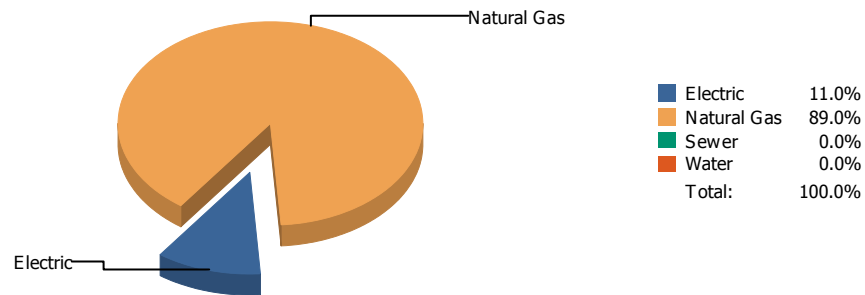


Cost

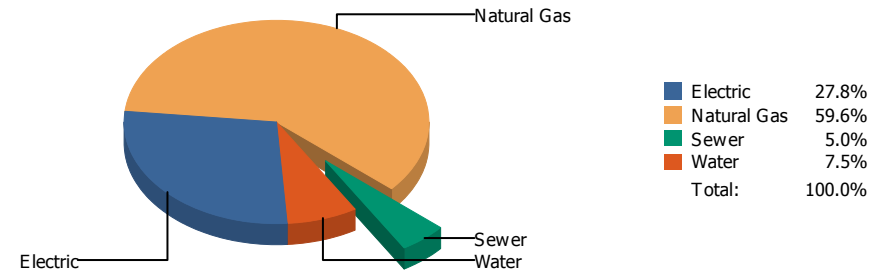


Commodity	Common Use	Energy Use	Energy Use / Area	Total Cost	Cost / Unit	Cost / Area
Place: [NIXON] L.A. NIXON 161 [BUILDING] Area: 76,873 SqFt Billing Period: Feb 2019						
ELECTRIC	51,160.00 kWh	174,558 KBtu	2.271 KBtu/SqFt	\$4,653.28	\$0.091 /kWh	\$0.060 /SqFt
NATURALGAS	2,184.00 CCF	224,952 KBtu	2.926 KBtu/SqFt	\$1,416.95	\$0.649 /CCF	\$0.018 /SqFt
SEWER	237.00 CCF			\$826.25	\$3.486 /CCF	\$0.011 /SqFt
WATER	125.00 CCF			\$611.79	\$4.894 /CCF	\$0.008 /SqFt
Totals:		399,510 KBtu	5.197 KBtu/SqFt	\$7,508.27		

Energy

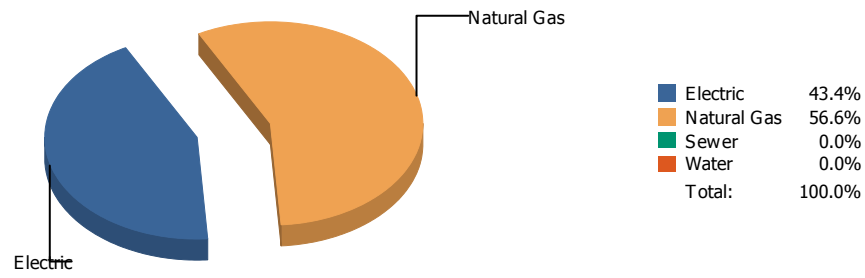


Cost

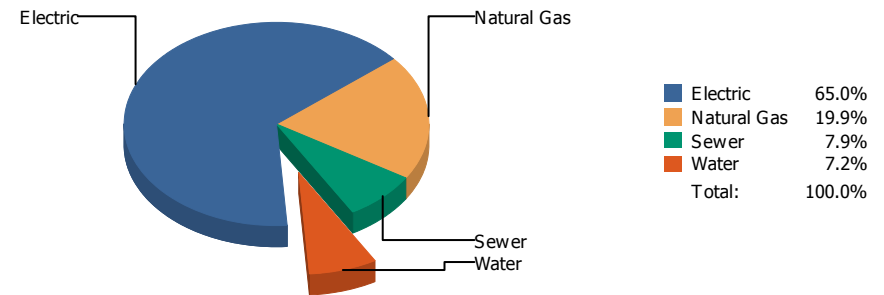


Commodity	Common Use	Energy Use	Energy Use / Area	Total Cost	Cost / Unit	Cost / Area
Place: [OCC. CTR] OCCUPATIONAL CTR. [BUILDING]						
Area: 11,845 SqFt						
Billing Period: Feb 2019						
ELECTRIC	6,300.00 kWh	21,496 KBtu	1.815 KBtu/SqFt	\$476.57	\$0.076 /kWh	\$0.040 /SqFt
NATURALGAS	1,693.00 CCF	174,379 KBtu	14.722 KBtu/SqFt	\$1,021.14	\$0.603 /CCF	\$0.086 /SqFt
SEWER	6.00 CCF			\$85.59	\$14.265 /CCF	\$0.007 /SqFt
WATER	11.00 CCF			\$128.98	\$11.725 /CCF	\$0.011 /SqFt
Totals:		195,875 KBtu	16.536 KBtu/SqFt	\$1,712.28		

Energy

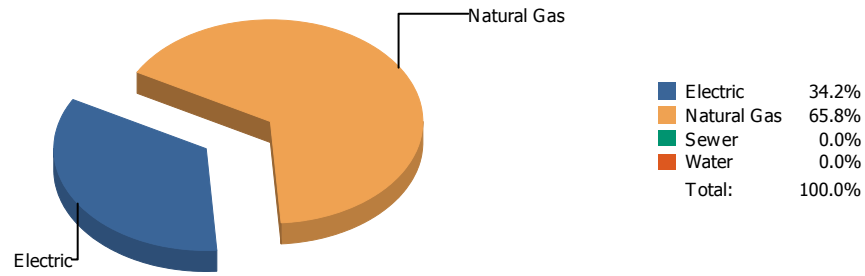


Cost

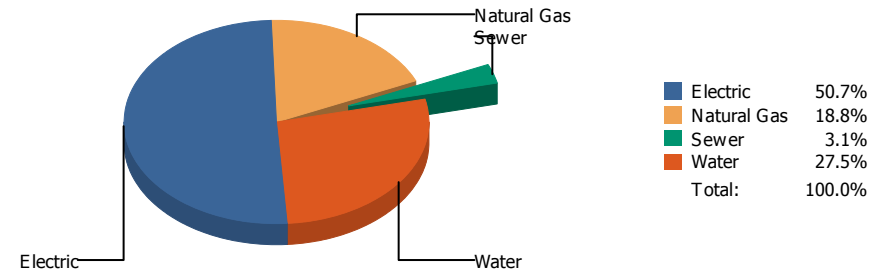


Commodity	Common Use	Energy Use	Energy Use / Area	Total Cost	Cost / Unit	Cost / Area
Place: [PARK] PARK 134 [BUILDING] Area: 63,609 SqFt Billing Period: Feb 2019						
ELECTRIC	52,057.00 kWh	177,618 KBtu	2.792 KBtu/SqFt	\$4,769.94	\$0.092 /kWh	\$0.075 /SqFt
NATURALGAS	2,251.00 CCF	231,853 KBtu	3.645 KBtu/SqFt	\$1,458.96	\$0.648 /CCF	\$0.023 /SqFt
SEWER	167.00 CCF			\$577.73	\$3.459 /CCF	\$0.009 /SqFt
WATER	113.00 CCF			\$531.23	\$4.701 /CCF	\$0.008 /SqFt
Totals:		409,471 KBtu	6.437 KBtu/SqFt	\$7,337.86		

Energy

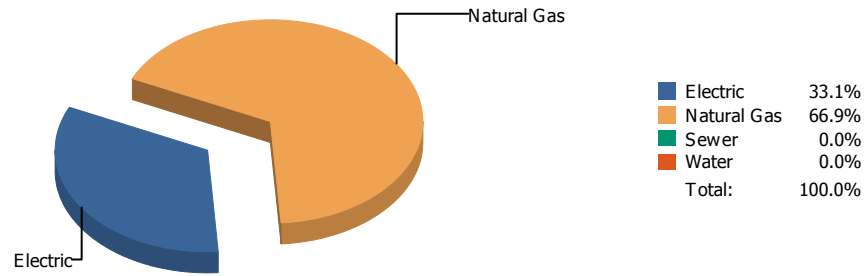


Cost

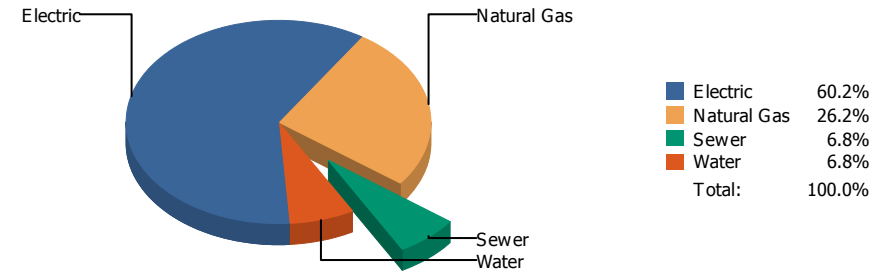


Commodity	Common Use	Energy Use	Energy Use / Area	Total Cost	Cost / Unit	Cost / Area
Place: [PAUL MORENO_1] PAUL MORENO 167 [BUILDING]						
Area: 87,824 SqFt						
Billing Period: Feb 2019						
ELECTRIC	44,800.00 kWh	152,858 KBtu	1.740 KBtu/SqFt	\$4,787.94	\$0.107 /kWh	\$0.055 /SqFt
NATURALGAS	2,861.00 CCF	294,683 KBtu	3.355 KBtu/SqFt	\$1,772.55	\$0.620 /CCF	\$0.020 /SqFt
SEWER	5.00 CCF			\$289.86	\$57.972 /CCF	\$0.003 /SqFt
WATER	376.00 CCF			\$2,601.60	\$6.919 /CCF	\$0.029 /SqFt
Totals:		447,541 KBtu	5.096 KBtu/SqFt	\$9,451.95		

Energy

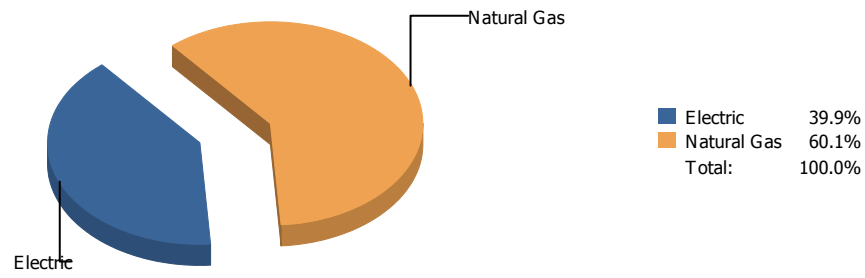


Cost

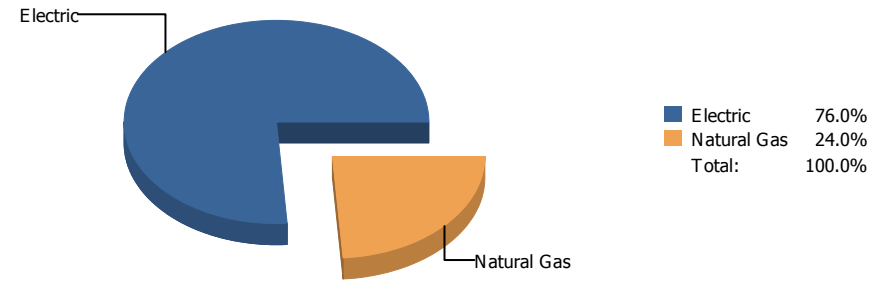


Commodity	Common Use	Energy Use	Energy Use / Area	Total Cost	Cost / Unit	Cost / Area
Place: [POLK] POLK 159 [BUILDING] Area: 67,321 SqFt Billing Period: Feb 2019						
ELECTRIC	52,000.00 kWh	177,424 KBtu	2.635 KBtu/SqFt	\$4,809.72	\$0.092 /kWh	\$0.071 /SqFt
NATURALGAS	3,479.00 CCF	358,337 KBtu	5.323 KBtu/SqFt	\$2,090.45	\$0.601 /CCF	\$0.031 /SqFt
SEWER	178.00 CCF			\$546.16	\$3.068 /CCF	\$0.008 /SqFt
WATER	154.00 CCF			\$546.98	\$3.552 /CCF	\$0.008 /SqFt
Totals:		535,761 KBtu	7.958 KBtu/SqFt	\$7,993.31		

Energy

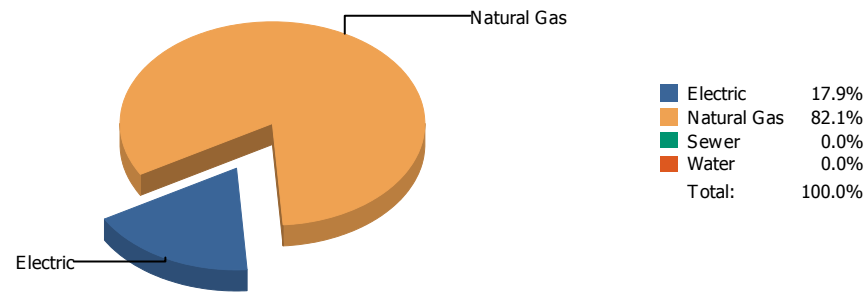


Cost

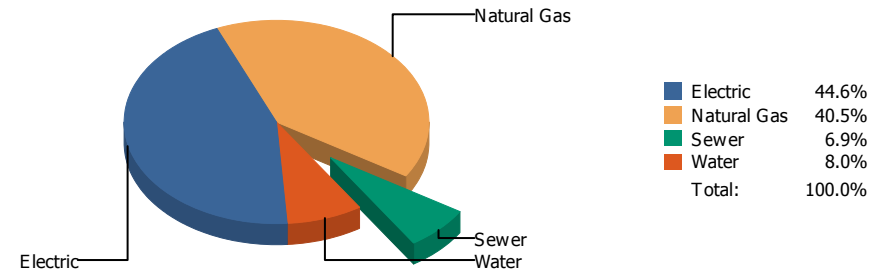


Commodity	Common Use	Energy Use	Energy Use / Area	Total Cost	Cost / Unit	Cost / Area
Place: [POWELL_2] POWELL Area: 79,770 SqFt Billing Period: Feb 2019						
ELECTRIC	44,520.00 kWh	151,902 KBtu	1.904 KBtu/SqFt	\$4,120.60	\$0.093 /kWh	\$0.052 /SqFt
NATURALGAS	2,225.00 CCF	229,175 KBtu	2.873 KBtu/SqFt	\$1,301.68	\$0.585 /CCF	\$0.016 /SqFt
Totals:		381,077 KBtu	4.777 KBtu/SqFt	\$5,422.28		

Energy

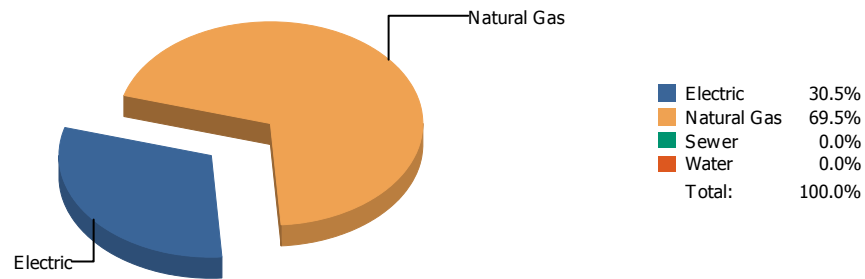


Cost

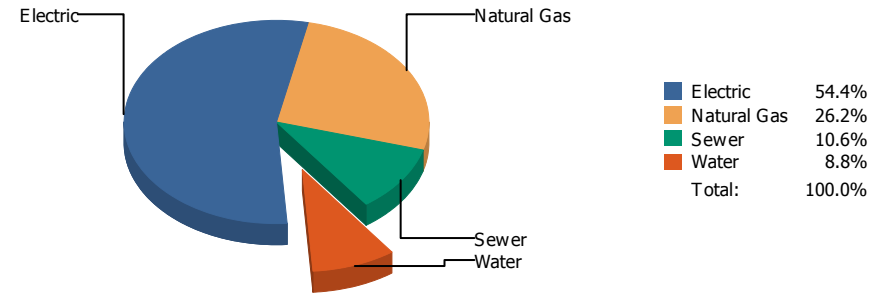


Commodity	Common Use	Energy Use	Energy Use / Area	Total Cost	Cost / Unit	Cost / Area
Place: [PROFESSIONAL DEV] EPISD PROF DEVELOPMENT CENTER931 [BUILDING]						
Area: 18,400 SqFt						
Billing Period: Feb 2019						
ELECTRIC	8,080.00 kWh	27,569 KBtu	1.498 KBtu/SqFt	\$860.16	\$0.106 /kWh	\$0.047 /SqFt
NATURALGAS	1,229.00 CCF	126,587 KBtu	6.880 KBtu/SqFt	\$780.68	\$0.635 /CCF	\$0.042 /SqFt
SEWER	31.00 CCF			\$133.34	\$4.301 /CCF	\$0.007 /SqFt
WATER	23.00 CCF			\$154.40	\$6.713 /CCF	\$0.008 /SqFt
Totals:		154,156 KBtu	8.378 KBtu/SqFt	\$1,928.58		

Energy

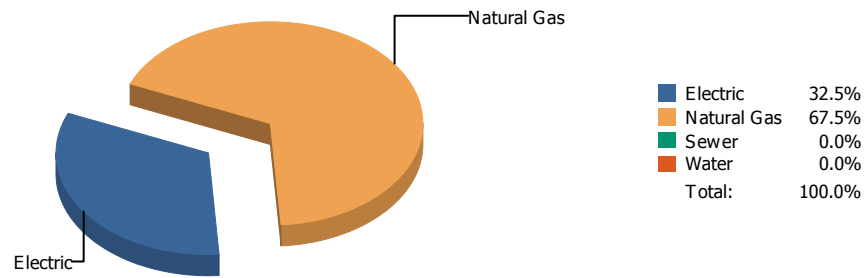


Cost

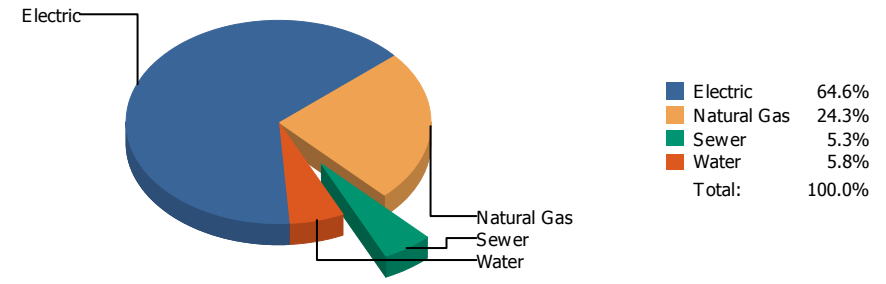


Commodity	Common Use	Energy Use	Energy Use / Area	Total Cost	Cost / Unit	Cost / Area
Place: [PUTNAM] PUTNAM 135 [BUILDING] Area: 61,978 SqFt Billing Period: Feb 2019						
ELECTRIC	40,127.00 kWh	136,913 KBtu	2.209 KBtu/SqFt	\$3,885.13	\$0.097 /kWh	\$0.062 /SqFt
NATURALGAS	3,034.00 CCF	312,502 KBtu	5.042 KBtu/SqFt	\$1,866.45	\$0.615 /CCF	\$0.030 /SqFt
SEWER	239.00 CCF			\$758.04	\$3.172 /CCF	\$0.012 /SqFt
WATER	190.00 CCF			\$626.50	\$3.297 /CCF	\$0.010 /SqFt
Totals:		449,415 KBtu	7.251 KBtu/SqFt	\$7,136.12		

Energy

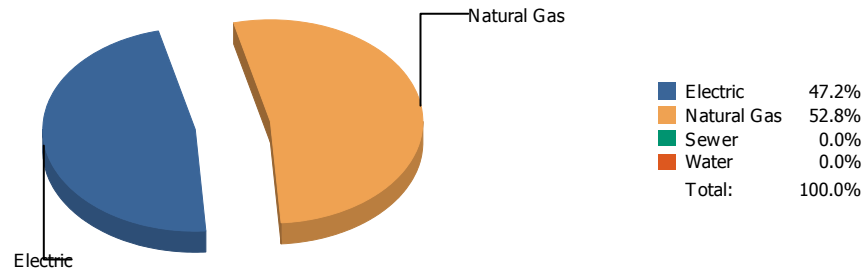


Cost

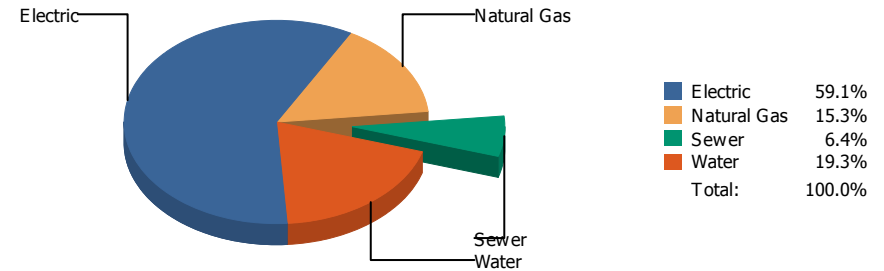


Commodity	Common Use	Energy Use	Energy Use / Area	Total Cost	Cost / Unit	Cost / Area
Place: [RICHARDS] RICHARDSON [BUILDING]						
Area: 115,872 SqFt						
Billing Period: Feb 2019						
ELECTRIC	76,800.00 kWh	262,042 KBtu	2.261 KBtu/SqFt	\$7,705.06	\$0.100 /kWh	\$0.066 /SqFt
NATURALGAS	5,292.00 CCF	545,076 KBtu	4.704 KBtu/SqFt	\$2,897.71	\$0.548 /CCF	\$0.025 /SqFt
SEWER	222.00 CCF			\$630.20	\$2.839 /CCF	\$0.005 /SqFt
WATER	168.00 CCF			\$688.48	\$4.098 /CCF	\$0.006 /SqFt
Totals:		807,118 KBtu	6.966 KBtu/SqFt	\$11,921.45		

Energy

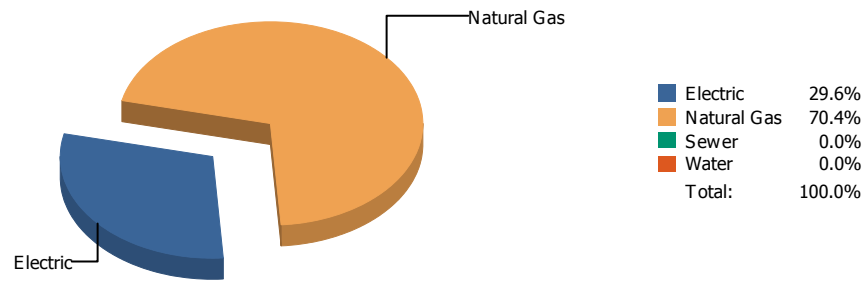


Cost

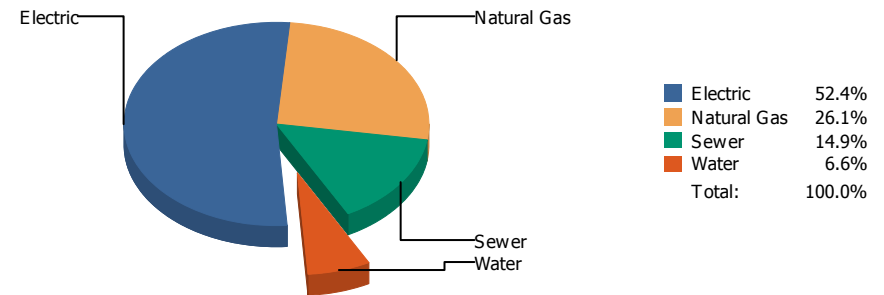


Commodity	Common Use	Energy Use	Energy Use / Area	Total Cost	Cost / Unit	Cost / Area
Place: [RIVERA] RIVERA 156 [BUILDING] Area: 77,562 SqFt Billing Period: Feb 2019						
ELECTRIC	55,130.00 kWh	188,104 KBtu	2.425 KBtu/SqFt	\$5,195.80	\$0.094 /kWh	\$0.067 /SqFt
NATURALGAS	2,047.00 CCF	210,841 KBtu	2.718 KBtu/SqFt	\$1,343.10	\$0.656 /CCF	\$0.017 /SqFt
SEWER	136.00 CCF			\$559.21	\$4.112 /CCF	\$0.007 /SqFt
WATER	326.00 CCF			\$1,693.25	\$5.194 /CCF	\$0.022 /SqFt
Totals:		398,945 KBtu	5.144 KBtu/SqFt	\$8,791.36		

Energy

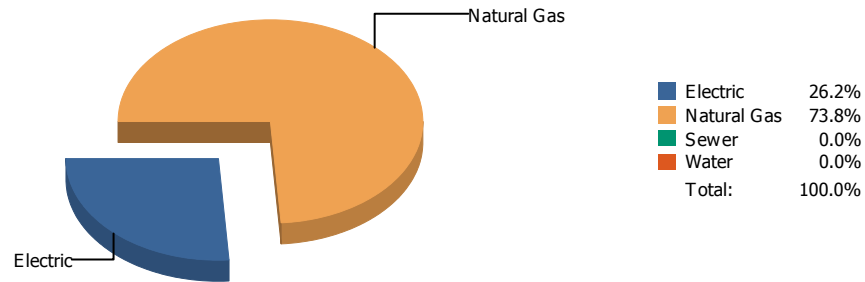


Cost

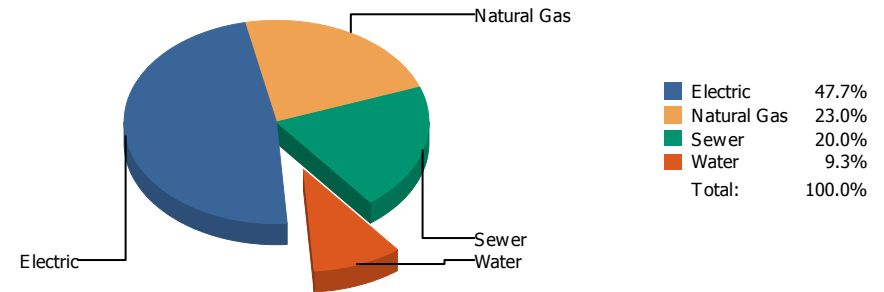


Commodity	Common Use	Energy Use	Energy Use / Area	Total Cost	Cost / Unit	Cost / Area
Place: [ROBERTS] ROBERTS 136 [BUILDING] Area: 81,457 SqFt Billing Period: Feb 2019						
ELECTRIC	45,560.00 kWh	155,451 KBtu	1.908 KBtu/SqFt	\$4,018.51	\$0.088 /kWh	\$0.049 /SqFt
NATURALGAS	3,585.00 CCF	369,255 KBtu	4.533 KBtu/SqFt	\$2,001.58	\$0.558 /CCF	\$0.025 /SqFt
SEWER	488.00 CCF			\$1,138.26	\$2.333 /CCF	\$0.014 /SqFt
WATER	106.00 CCF			\$505.96	\$4.773 /CCF	\$0.006 /SqFt
Totals:		524,706 KBtu	6.442 KBtu/SqFt	\$7,664.31		

Energy

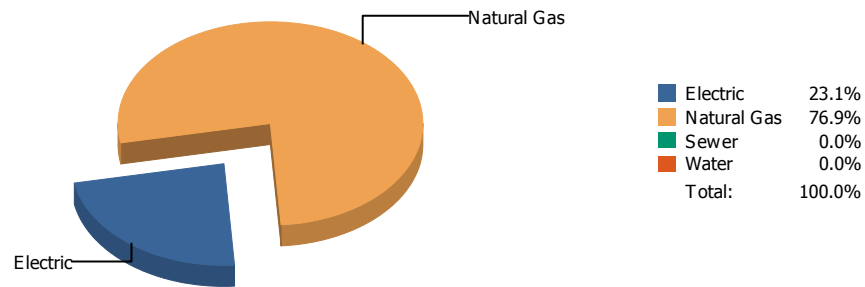


Cost

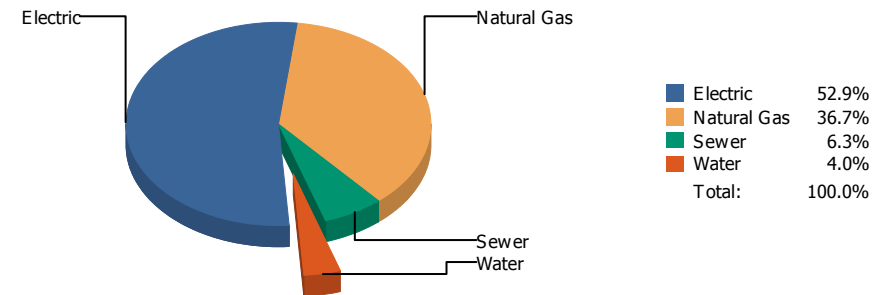


Commodity	Common Use	Energy Use	Energy Use / Area	Total Cost	Cost / Unit	Cost / Area
Place: [ROSS] ROSS 042 [BUILDING] Area: 131,497 SqFt Billing Period: Feb 2019						
ELECTRIC	46,236.00 kWh	157,757 KBtu	1.200 KBtu/SqFt	\$4,956.64	\$0.107 /kWh	\$0.037 /SqFt
NATURALGAS	4,323.00 CCF	445,269 KBtu	3.386 KBtu/SqFt	\$2,384.03	\$0.551 /CCF	\$0.018 /SqFt
SEWER	979.00 CCF			\$2,076.07	\$2.121 /CCF	\$0.016 /SqFt
WATER	350.00 CCF			\$968.38	\$2.767 /CCF	\$0.007 /SqFt
Totals:		603,026 KBtu	4.586 KBtu/SqFt	\$10,385.12		

Energy

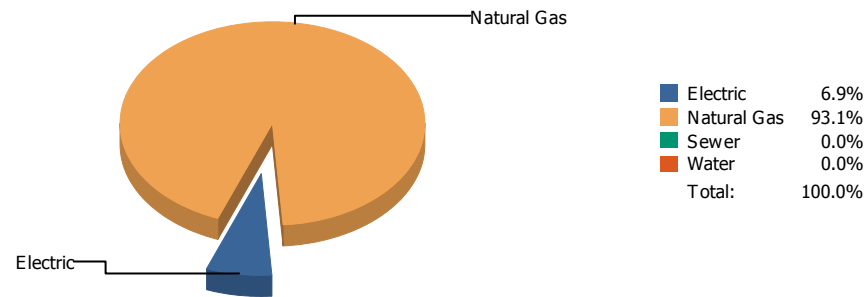


Cost

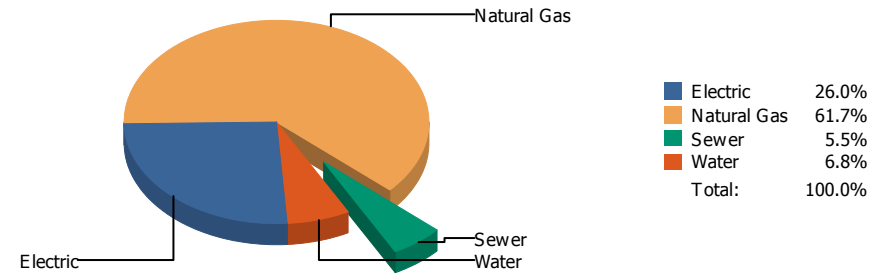


Commodity	Common Use	Energy Use	Energy Use / Area	Total Cost	Cost / Unit	Cost / Area
Place: [RUSK] RUSK 138 [BUILDING] Area: 67,240 SqFt Billing Period: Feb 2019						
ELECTRIC	25,099.00 kWh	85,638 KBtu	1.274 KBtu/SqFt	\$2,481.05	\$0.099 /kWh	\$0.037 /SqFt
NATURALGAS	2,762.00 CCF	284,486 KBtu	4.231 KBtu/SqFt	\$1,721.16	\$0.623 /CCF	\$0.026 /SqFt
SEWER	58.00 CCF			\$297.32	\$5.126 /CCF	\$0.004 /SqFt
WATER	26.00 CCF			\$186.96	\$7.191 /CCF	\$0.003 /SqFt
Totals:		370,124 KBtu	5.505 KBtu/SqFt	\$4,686.49		

Energy

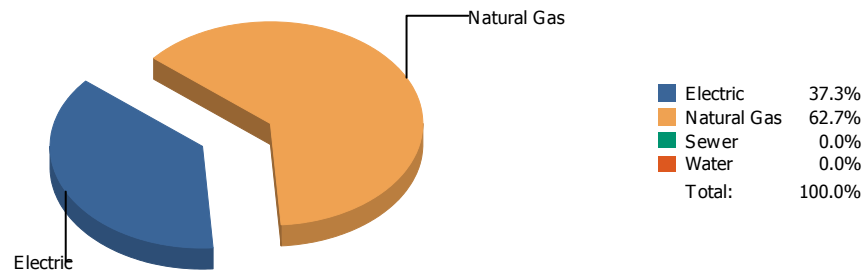


Cost

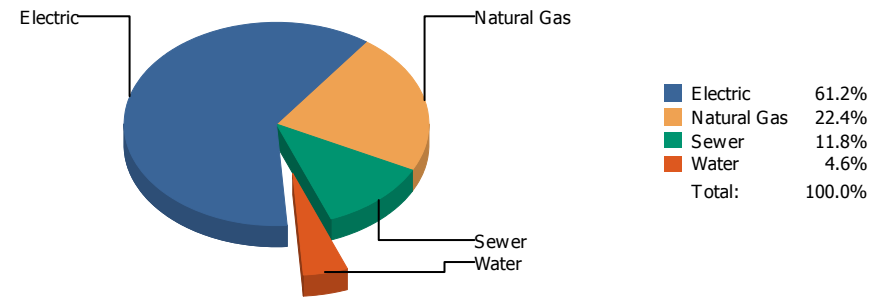


Commodity	Common Use	Energy Use	Energy Use / Area	Total Cost	Cost / Unit	Cost / Area
Place: [SAN JAC] SAN JACINTO 139 [BUILDING]						
Area: 29,589 SqFt						
Billing Period: Feb 2019						
ELECTRIC	5,100.00 kWh	17,401 KBtu	0.588 KBtu/SqFt	\$555.43	\$0.109 /kWh	\$0.019 /SqFt
NATURALGAS	2,271.00 CCF	233,913 KBtu	7.905 KBtu/SqFt	\$1,320.70	\$0.582 /CCF	\$0.045 /SqFt
SEWER	13.00 CCF			\$118.10	\$9.085 /CCF	\$0.004 /SqFt
WATER	17.00 CCF			\$144.56	\$8.504 /CCF	\$0.005 /SqFt
Totals:		251,314 KBtu	8.494 KBtu/SqFt	\$2,138.79		

Energy

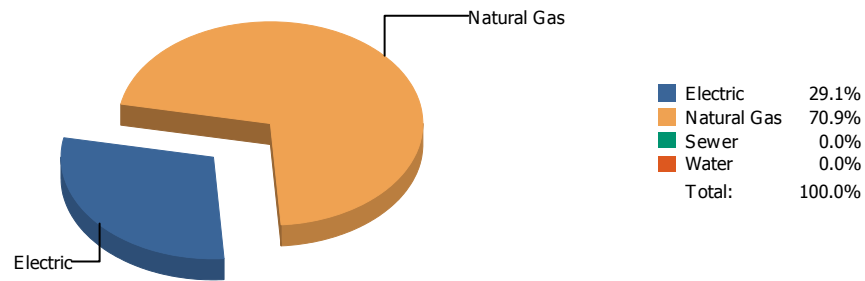


Cost

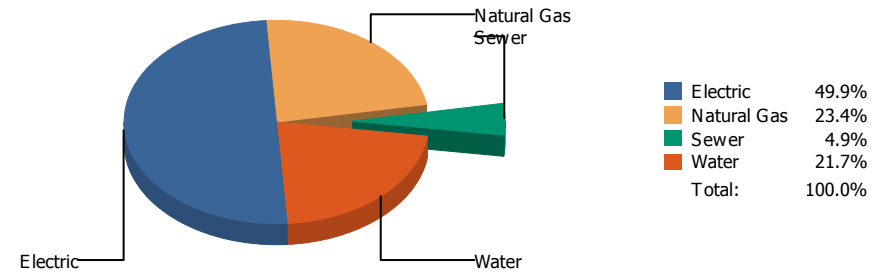


Commodity	Common Use	Energy Use	Energy Use / Area	Total Cost	Cost / Unit	Cost / Area
Place: [SCHUSTER] SCHUSTER 140 [BUILDING]						
Area: 34,371 SqFt						
Billing Period: Feb 2019						
ELECTRIC	26,360.00 kWh	89,940 KBtu	2.617 KBtu/SqFt	\$2,481.83	\$0.094 /kWh	\$0.072 /SqFt
NATURALGAS	1,467.00 CCF	151,101 KBtu	4.396 KBtu/SqFt	\$907.22	\$0.618 /CCF	\$0.026 /SqFt
SEWER	202.00 CCF			\$479.09	\$2.372 /CCF	\$0.014 /SqFt
WATER	37.00 CCF			\$187.56	\$5.069 /CCF	\$0.005 /SqFt
Totals:		241,041 KBtu	7.013 KBtu/SqFt	\$4,055.70		

Energy

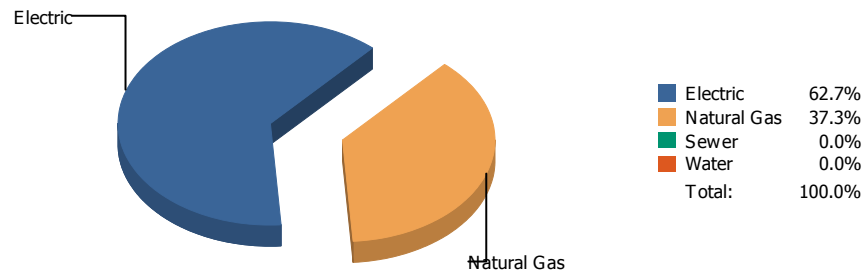


Cost

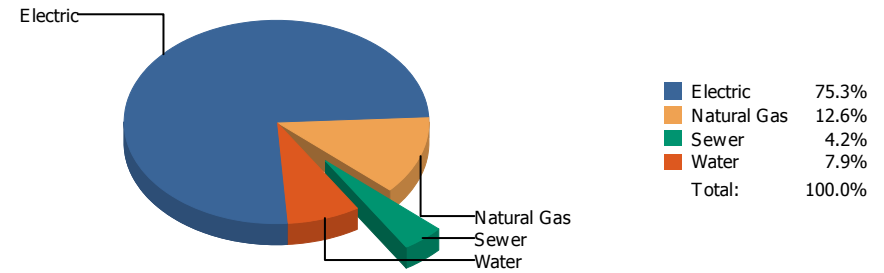


Commodity	Common Use	Energy Use	Energy Use / Area	Total Cost	Cost / Unit	Cost / Area
Place: [STANTON] STANTON 141 [BUILDING]						
Area: 75,957 SqFt						
Billing Period: Feb 2019						
ELECTRIC	26,634.00 kWh	90,875 KBtu	1.196 KBtu/SqFt	\$2,991.21	\$0.112 /kWh	\$0.039 /SqFt
NATURALGAS	2,146.00 CCF	221,038 KBtu	2.910 KBtu/SqFt	\$1,401.78	\$0.653 /CCF	\$0.018 /SqFt
SEWER	66.00 CCF			\$293.46	\$4.446 /CCF	\$0.004 /SqFt
WATER	251.00 CCF			\$1,302.30	\$5.188 /CCF	\$0.017 /SqFt
Totals:		311,913 KBtu	4.106 KBtu/SqFt	\$5,988.75		

Energy

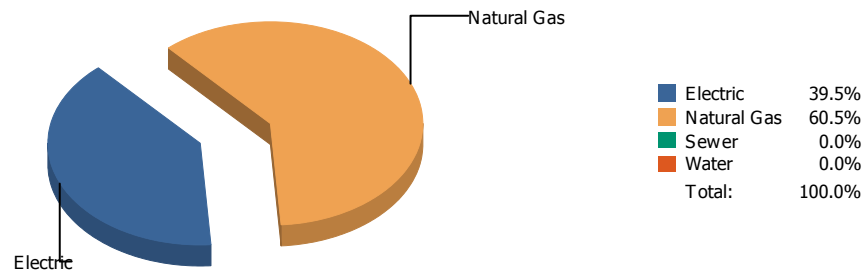


Cost

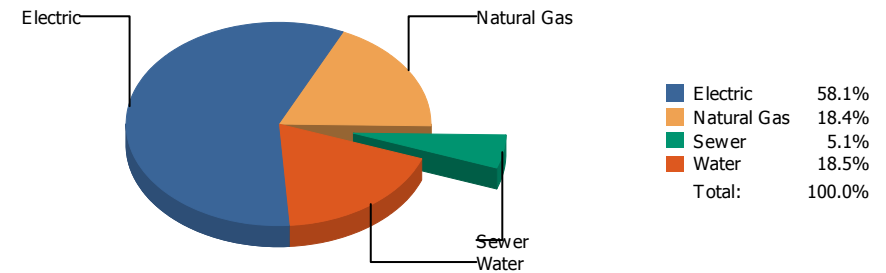


Commodity	Common Use	Energy Use	Energy Use / Area	Total Cost	Cost / Unit	Cost / Area
Place: [SUNSET HIGH_1] SUNSET HIGH SCHOOL [BUILDING]						
Area: 33,263 SqFt						
Billing Period: Feb 2019						
ELECTRIC	26,080.00 kWh	88,985 KBtu	2.675 KBtu/SqFt	\$2,463.34	\$0.094 /kWh	\$0.074 /SqFt
NATURALGAS	513.00 CCF	52,839 KBtu	1.589 KBtu/SqFt	\$410.71	\$0.801 /CCF	\$0.012 /SqFt
SEWER	23.00 CCF			\$137.20	\$5.965 /CCF	\$0.004 /SqFt
WATER	70.00 CCF			\$258.51	\$3.693 /CCF	\$0.008 /SqFt
Totals:		141,824 KBtu	4.264 KBtu/SqFt	\$3,269.76		

Energy

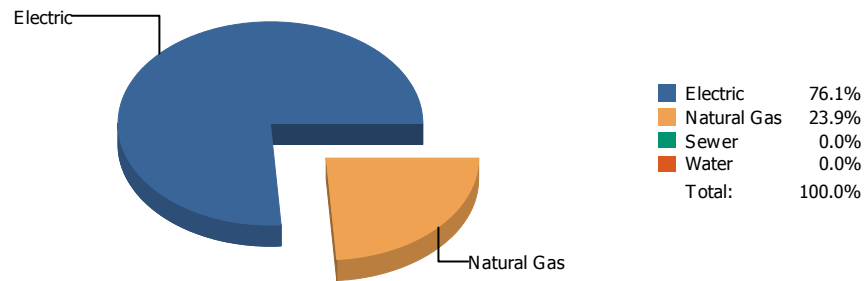


Cost

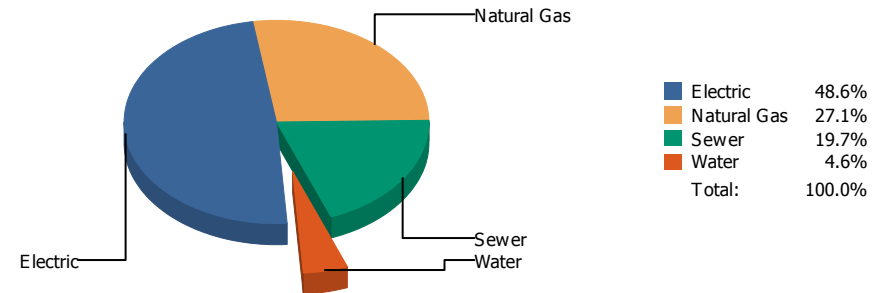


Commodity	Common Use	Energy Use	Energy Use / Area	Total Cost	Cost / Unit	Cost / Area
Place: [TELLES] R. TELLES ACADEMY 027 [BUILDING]						
Area: 38,000 SqFt						
Billing Period: Feb 2019						
ELECTRIC	34,000.00 kWh	116,008 KBtu	3.053 KBtu/SqFt	\$3,282.98	\$0.097 /kWh	\$0.086 /SqFt
NATURALGAS	1,728.00 CCF	177,984 KBtu	4.684 KBtu/SqFt	\$1,039.28	\$0.601 /CCF	\$0.027 /SqFt
SEWER	42.00 CCF			\$286.40	\$6.819 /CCF	\$0.008 /SqFt
WATER	265.00 CCF			\$1,043.28	\$3.937 /CCF	\$0.027 /SqFt
Totals:		293,992 KBtu	7.737 KBtu/SqFt	\$5,651.94		

Energy

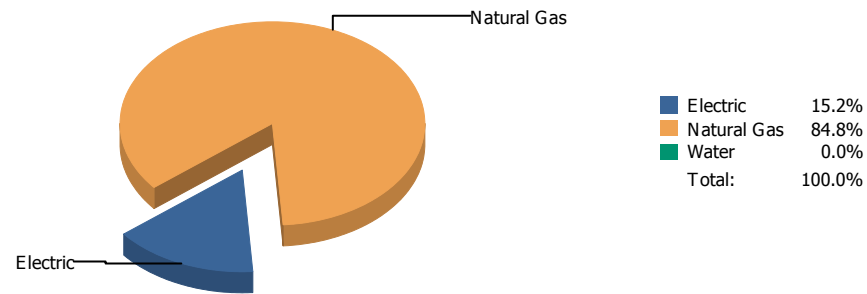


Cost

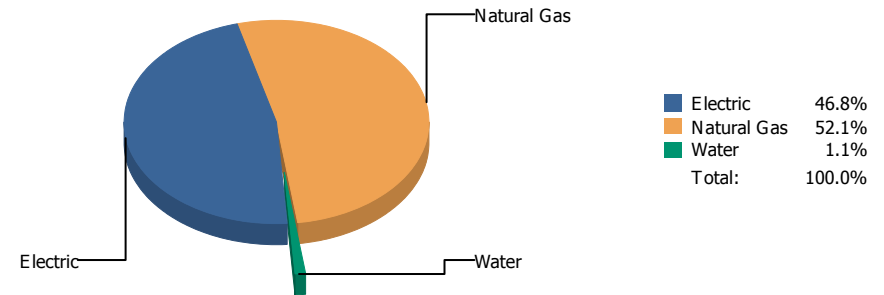


Commodity	Common Use	Energy Use	Energy Use / Area	Total Cost	Cost / Unit	Cost / Area
Place: [TENNISCENTER_2] TENNIS CENTER 000 [BUILDING]						
Area: 3,867 SqFt						
Billing Period: Feb 2019						
ELECTRIC	577.00 kWh	1,969 KBtu	0.509 KBtu/SqFt	\$243.97	\$0.423 /kWh	\$0.063 /SqFt
NATURALGAS	6.00 CCF	618 KBtu	0.160 KBtu/SqFt	\$136.29	\$22.715 /CCF	\$0.035 /SqFt
SEWER	3.00 CCF			\$99.00	\$33.000 /CCF	\$0.026 /SqFt
WATER	0.00 CCF			\$23.05	\$0.000 /CCF	\$0.006 /SqFt
Totals:		2,587 KBtu	0.669 KBtu/SqFt	\$502.31		

Energy

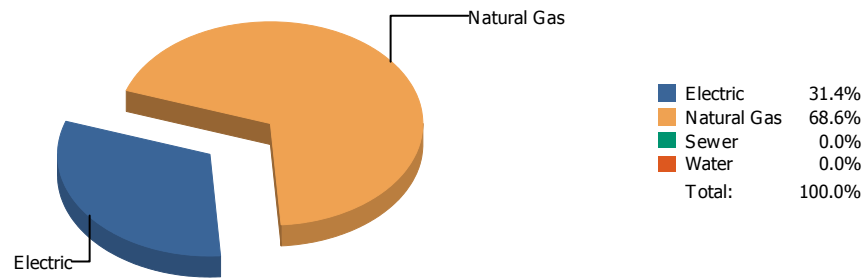


Cost

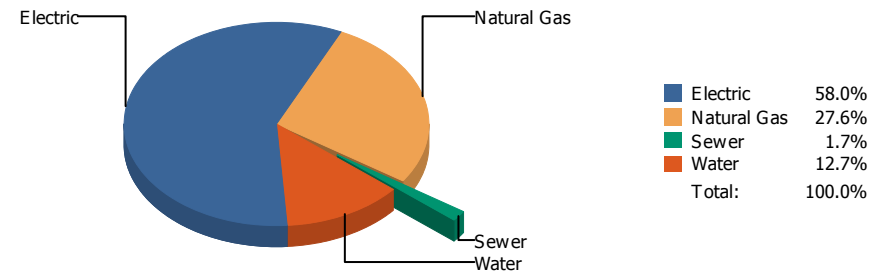


Commodity	Common Use	Energy Use	Energy Use / Area	Total Cost	Cost / Unit	Cost / Area
Place: [TERRACE] TERRACE HILLS 048 [BUILDING]						
Area: 138,021 SqFt						
Billing Period: Feb 2019						
ELECTRIC	25,050.00 kWh	85,471 KBtu	0.619 KBtu/SqFt	\$2,419.52	\$0.097 /kWh	\$0.018 /SqFt
NATURALGAS	4,623.00 CCF	476,169 KBtu	3.450 KBtu/SqFt	\$2,693.58	\$0.583 /CCF	\$0.019 /SqFt
WATER	0.00 CCF			\$54.48	\$0.000 /CCF	\$0.000 /SqFt
Totals:		561,640 KBtu	4.069 KBtu/SqFt	\$5,167.58		

Energy

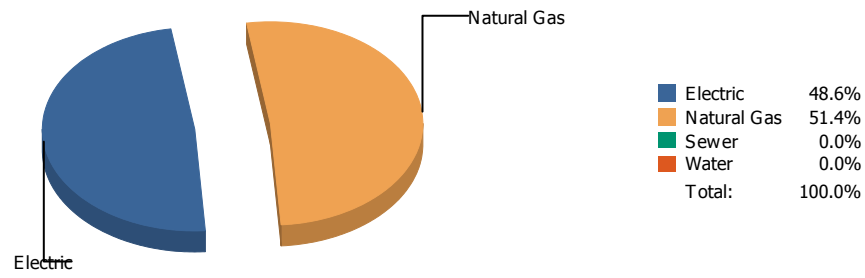


Cost

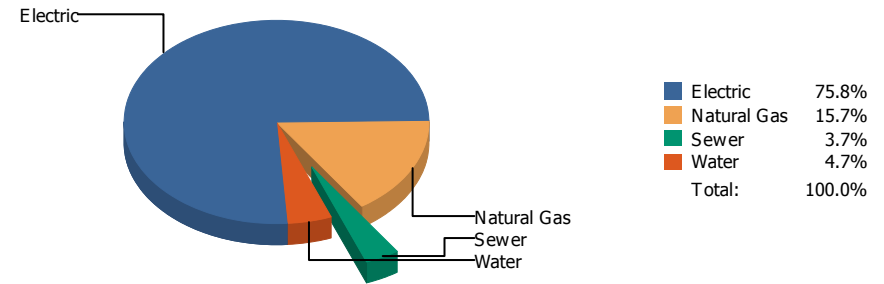


Commodity	Common Use	Energy Use	Energy Use / Area	Total Cost	Cost / Unit	Cost / Area
Place: [TIPPENELEMENTARY] TIPPIN ELEMENTARY 168 [BUILDING]						
Area: 88,360 SqFt						
Billing Period: Feb 2019						
ELECTRIC	83,880.00 kWh	286,199 KBtu	3.239 KBtu/SqFt	\$6,921.28	\$0.083 /kWh	\$0.078 /SqFt
NATURALGAS	6,068.00 CCF	625,004 KBtu	7.073 KBtu/SqFt	\$3,288.53	\$0.542 /CCF	\$0.037 /SqFt
SEWER	0.00 CCF			\$206.18	\$0.000 /CCF	\$0.002 /SqFt
WATER	164.00 CCF			\$1,513.58	\$9.229 /CCF	\$0.017 /SqFt
Totals:		911,203 KBtu	10.312 KBtu/SqFt	\$11,929.57		

Energy

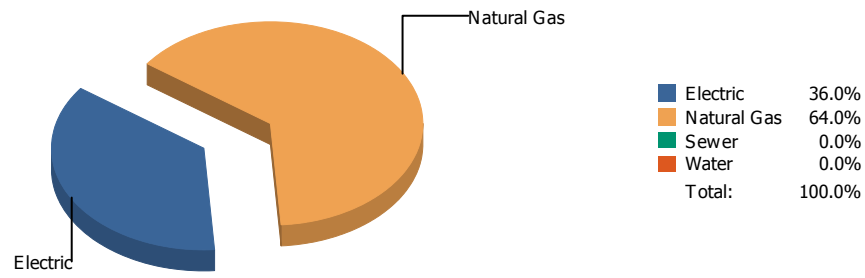


Cost

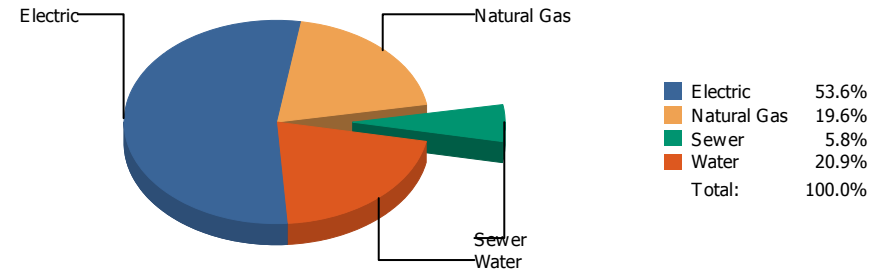


Commodity	Common Use	Energy Use	Energy Use / Area	Total Cost	Cost / Unit	Cost / Area
Place: [TOMLEA_2] TOM LEA 178 [BUILDING]						
Area: 88,828 SqFt						
Billing Period: Feb 2019						
ELECTRIC	85,680.00 kWh	292,340 KBtu	3.291 KBtu/SqFt	\$8,230.24	\$0.096 /kWh	\$0.093 /SqFt
NATURALGAS	3,004.00 CCF	309,412 KBtu	3.483 KBtu/SqFt	\$1,707.05	\$0.568 /CCF	\$0.019 /SqFt
SEWER	102.00 CCF			\$401.00	\$3.931 /CCF	\$0.005 /SqFt
WATER	112.00 CCF			\$512.42	\$4.575 /CCF	\$0.006 /SqFt
Totals:		601,752 KBtu	6.774 KBtu/SqFt	\$10,850.71		

Energy

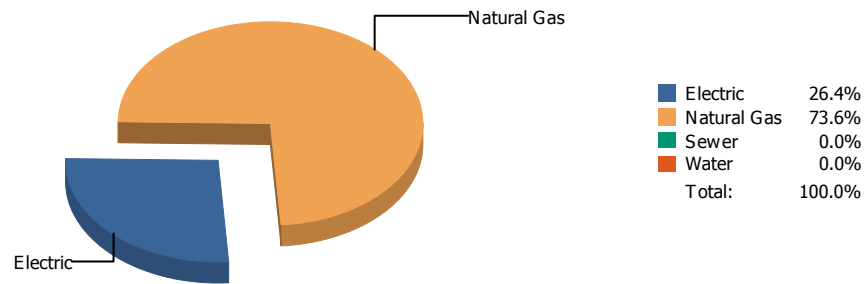


Cost

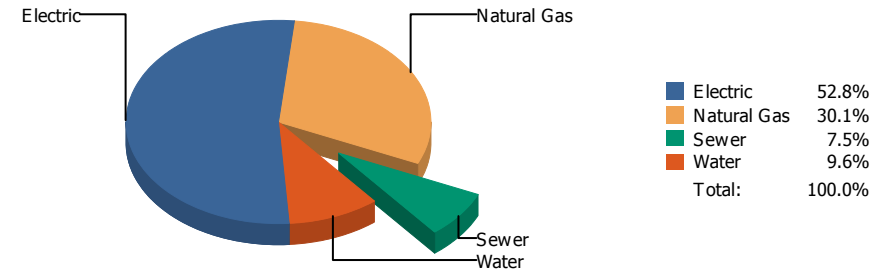


Commodity	Common Use	Energy Use	Energy Use / Area	Total Cost	Cost / Unit	Cost / Area
Place: [TRAVIS] TRAVIS 143 [BUILDING] Area: 78,925 SqFt Billing Period: Feb 2019						
ELECTRIC	29,040.00 kWh	99,084 KBtu	1.255 KBtu/SqFt	\$2,817.30	\$0.097 /kWh	\$0.036 /SqFt
NATURALGAS	1,708.00 CCF	175,924 KBtu	2.229 KBtu/SqFt	\$1,032.63	\$0.605 /CCF	\$0.013 /SqFt
SEWER	73.00 CCF			\$306.83	\$4.203 /CCF	\$0.004 /SqFt
WATER	196.00 CCF			\$1,099.07	\$5.608 /CCF	\$0.014 /SqFt
Totals:		275,008 KBtu	3.484 KBtu/SqFt	\$5,255.83		

Energy

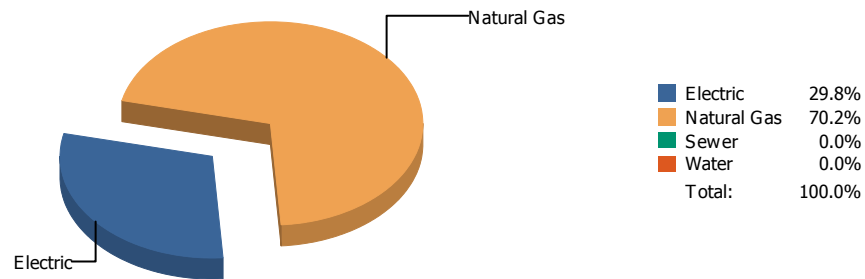


Cost

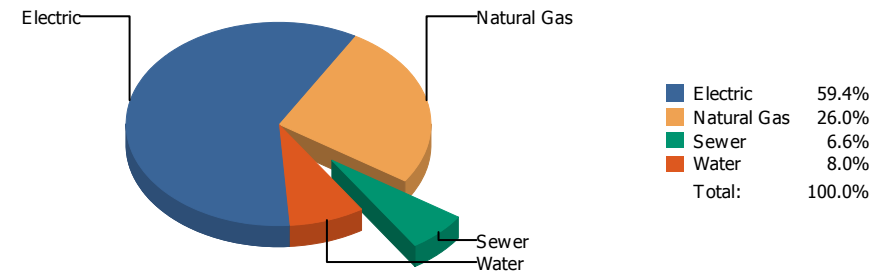


Commodity	Common Use	Energy Use	Energy Use / Area	Total Cost	Cost / Unit	Cost / Area
Place: [VILAS] VILAS 144 [BUILDING] Area: 66,992 SqFt Billing Period: Feb 2019						
ELECTRIC	33,216.00 kWh	113,333 KBtu	1.692 KBtu/SqFt	\$3,558.32	\$0.107 /kWh	\$0.053 /SqFt
NATURALGAS	3,070.00 CCF	316,210 KBtu	4.720 KBtu/SqFt	\$2,027.69	\$0.660 /CCF	\$0.030 /SqFt
SEWER	70.00 CCF			\$506.78	\$7.240 /CCF	\$0.007 /SqFt
WATER	101.00 CCF			\$649.19	\$6.428 /CCF	\$0.010 /SqFt
Totals:		429,543 KBtu	6.412 KBtu/SqFt	\$6,741.98		

Energy

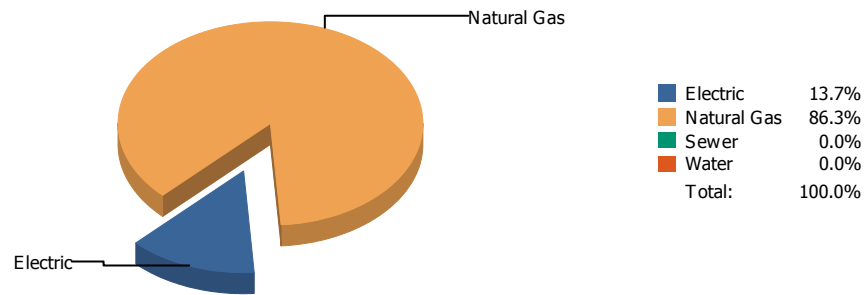


Cost

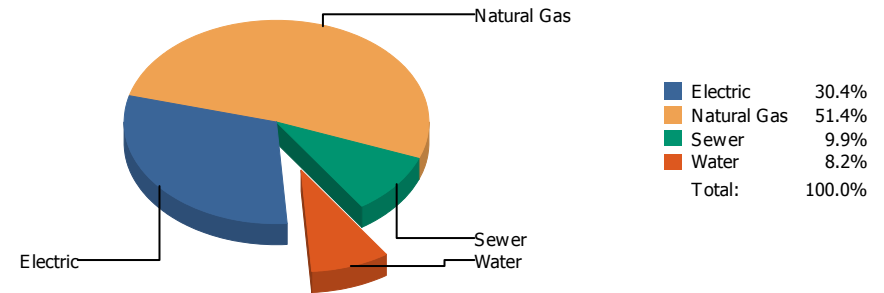


Commodity	Common Use	Energy Use	Energy Use / Area	Total Cost	Cost / Unit	Cost / Area
Place: [W HILLS] WESTERN HILLS 146 [BUILDING] Area: 77,753 SqFt Billing Period: Feb 2019						
ELECTRIC	39,000.00 kWh	133,068 KBtu	1.711 KBtu/SqFt	\$3,928.31	\$0.101 /kWh	\$0.051 /SqFt
NATURALGAS	3,044.00 CCF	313,532 KBtu	4.032 KBtu/SqFt	\$1,721.25	\$0.565 /CCF	\$0.022 /SqFt
SEWER	61.00 CCF			\$434.07	\$7.116 /CCF	\$0.006 /SqFt
WATER	81.00 CCF			\$527.34	\$6.510 /CCF	\$0.007 /SqFt
Totals:		446,600 KBtu	5.744 KBtu/SqFt	\$6,610.97		

Energy



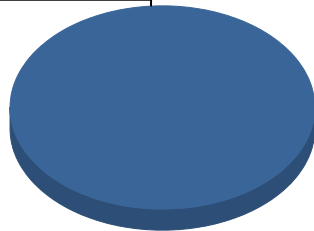
Cost



Commodity	Common Use	Energy Use	Energy Use / Area	Total Cost	Cost / Unit	Cost / Area
Place: [WAINWRIG] WAINWRIGHT 145 [BUILDING] Area: 38,227 SqFt Billing Period: Feb 2019						
ELECTRIC	10,902.00 kWh	37,198 KBtu	0.973 KBtu/SqFt	\$868.01	\$0.080 /kWh	\$0.023 /SqFt
NATURALGAS	2,275.00 CCF	234,325 KBtu	6.130 KBtu/SqFt	\$1,467.83	\$0.645 /CCF	\$0.038 /SqFt
SEWER	51.00 CCF			\$283.95	\$5.568 /CCF	\$0.007 /SqFt
WATER	9.00 CCF			\$235.37	\$26.152 /CCF	\$0.006 /SqFt
Totals:		271,523 KBtu	7.103 KBtu/SqFt	\$2,855.16		

Energy

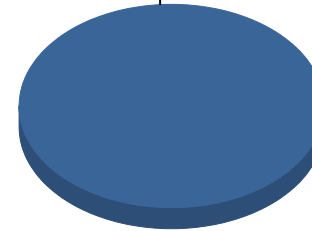
Electric



■ Electric 100.0%
Total: 100.0%

Cost

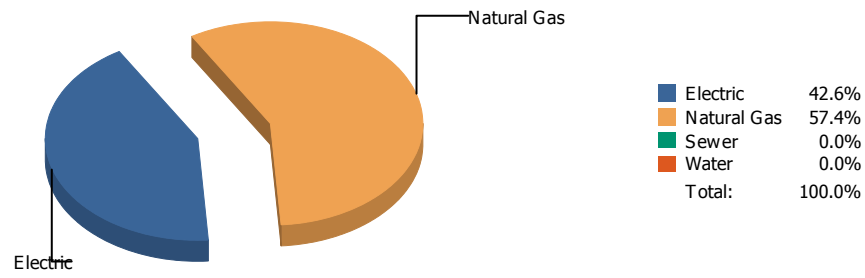
Electric



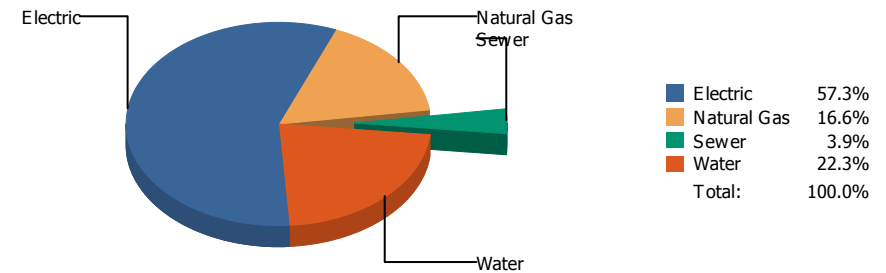
■ Electric 100.0%
Total: 100.0%

Commodity	Common Use	Energy Use	Energy Use / Area	Total Cost	Cost / Unit	Cost / Area
Place: [WESTSIDE] WESTSIDE TRANSPORTATION 951 [BUILDING]						
Area: 4,040 SqFt						
Billing Period: Feb 2019						
ELECTRIC	3,196.00 kWh	10,905 KBtu	2.699 KBtu/SqFt	\$354.33	\$0.111 /kWh	\$0.088 /SqFt
Totals:		10,905 KBtu	2.699 KBtu/SqFt	\$354.33		

Energy

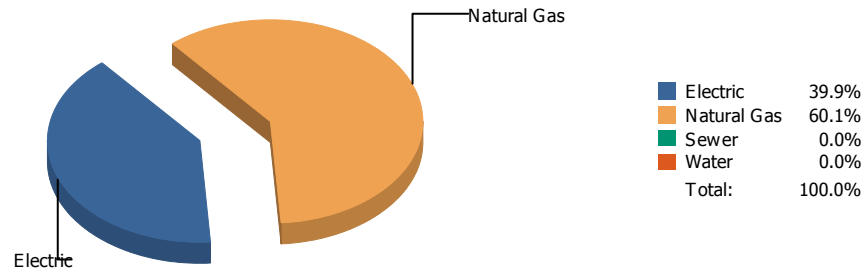


Cost

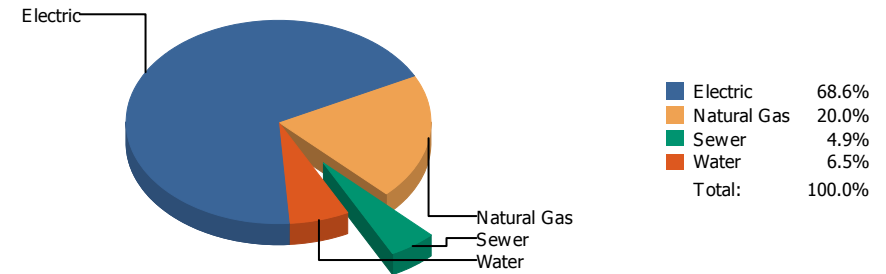


Commodity	Common Use	Energy Use	Energy Use / Area	Total Cost	Cost / Unit	Cost / Area
Place: [WHITAKER] WHITAKER 153 [BUILDING]						
Area: 89,458 SqFt						
Billing Period: Feb 2019						
ELECTRIC	80,400.00 kWh	274,325 KBtu	3.067 KBtu/SqFt	\$6,957.44	\$0.087 /kWh	\$0.078 /SqFt
NATURALGAS	3,590.00 CCF	369,770 KBtu	4.133 KBtu/SqFt	\$2,012.00	\$0.560 /CCF	\$0.022 /SqFt
SEWER	91.00 CCF			\$473.26	\$5.201 /CCF	\$0.005 /SqFt
WATER	618.00 CCF			\$2,703.02	\$4.374 /CCF	\$0.030 /SqFt
Totals:		644,095 KBtu	7.200 KBtu/SqFt	\$12,145.72		

Energy

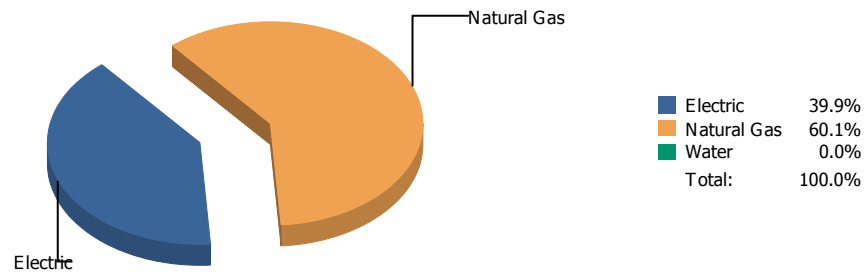


Cost

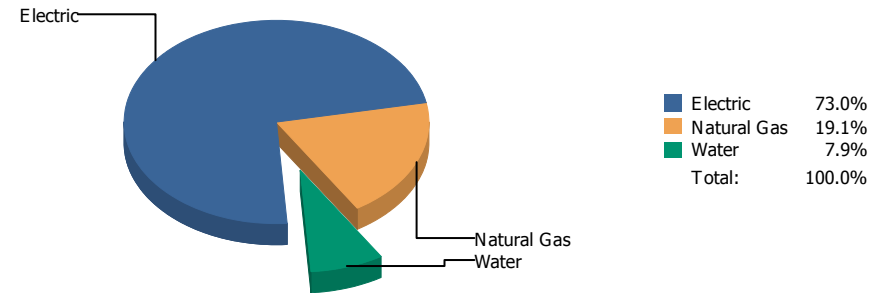


Commodity	Common Use	Energy Use	Energy Use / Area	Total Cost	Cost / Unit	Cost / Area
Place: [WHITE] ZACH WHITE ELEMENTARY NEW-1997 [BUILDING]						
Area: 92,458 SqFt						
Billing Period: Feb 2019						
ELECTRIC	53,100.00 kWh	181,177 KBtu	1.960 KBtu/SqFt	\$5,680.63	\$0.107 /kWh	\$0.061 /SqFt
NATURALGAS	2,647.00 CCF	272,641 KBtu	2.949 KBtu/SqFt	\$1,656.08	\$0.626 /CCF	\$0.018 /SqFt
SEWER	116.00 CCF			\$408.10	\$3.518 /CCF	\$0.004 /SqFt
WATER	122.00 CCF			\$534.06	\$4.378 /CCF	\$0.006 /SqFt
Totals:		453,818 KBtu	4.908 KBtu/SqFt	\$8,278.87		

Energy

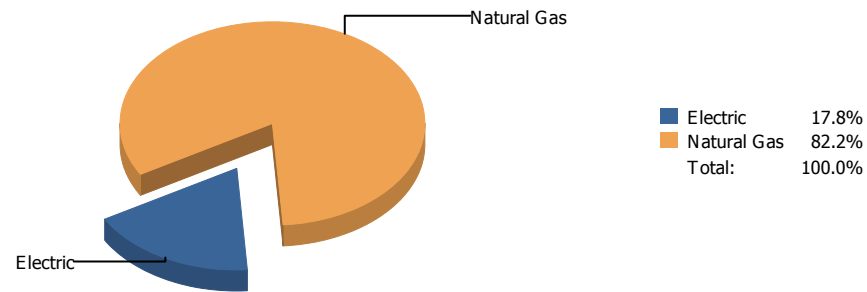


Cost

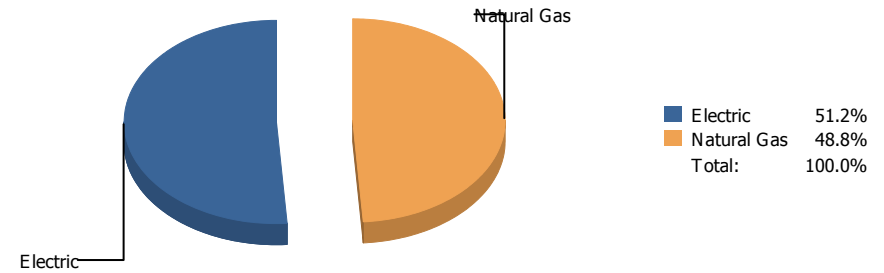


Commodity	Common Use	Energy Use	Energy Use / Area	Total Cost	Cost / Unit	Cost / Area
Place: [WIGGS] WIGGS 052 [BUILDING] Area: 110,689 SqFt Billing Period: Feb 2019						
ELECTRIC	54,840.00 kWh	187,114 KBtu	1.690 KBtu/SqFt	\$5,969.62	\$0.109 /kWh	\$0.054 /SqFt
NATURALGAS	2,731.00 CCF	281,293 KBtu	2.541 KBtu/SqFt	\$1,564.95	\$0.573 /CCF	\$0.014 /SqFt
WATER	93.00 CCF			\$644.22	\$6.927 /CCF	\$0.006 /SqFt
Totals:		468,407 KBtu	4.232 KBtu/SqFt	\$8,178.79		

Energy

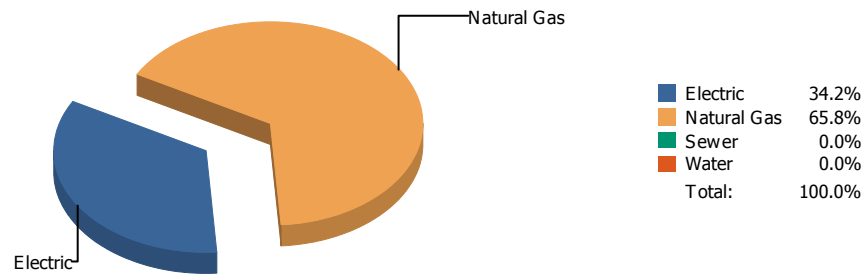


Cost

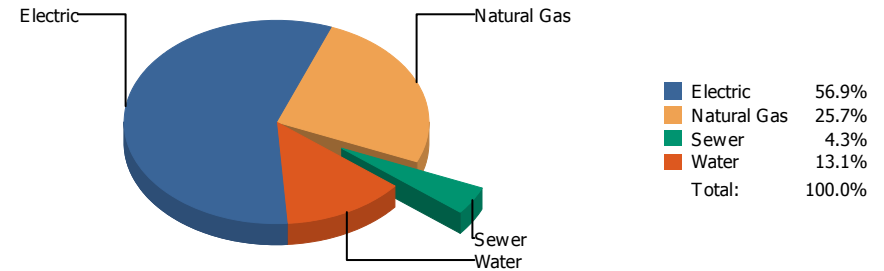


Commodity	Common Use	Energy Use	Energy Use / Area	Total Cost	Cost / Unit	Cost / Area
Place: [ZANEGREYWAREHOUSE] ZANE GREY WAREHOUSE [BUILDING]						
Area: 0 SqFt						
Billing Period: Feb 2019						
ELECTRIC	1,813.00 kWh	6,186 KBtu		\$212.79	\$0.117 /kWh	
NATURALGAS	278.00 CCF	28,634 KBtu		\$202.44	\$0.728 /CCF	
Totals:		34,820 KBtu		\$415.23		

Energy

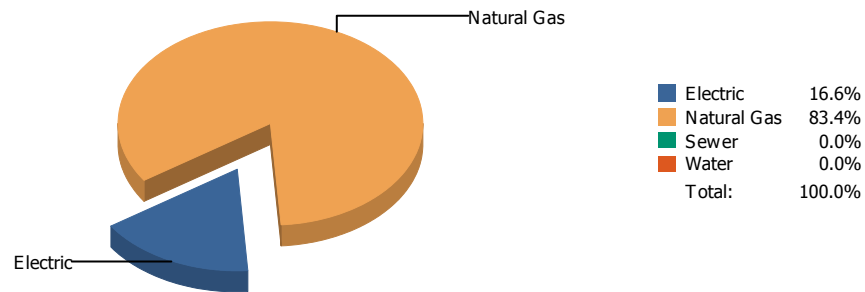


Cost

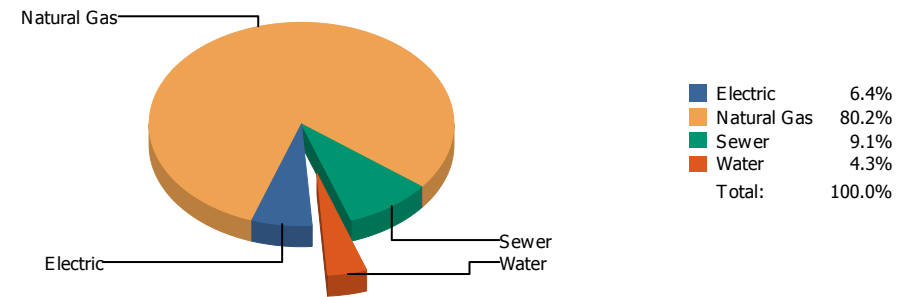


Commodity	Common Use	Energy Use	Energy Use / Area	Total Cost	Cost / Unit	Cost / Area
Place: [ZAVALA] ZAVALA 148 [BUILDING]						
Area: 53,356 SqFt						
Billing Period: Feb 2019						
ELECTRIC	27,500.00 kWh	93,830 KBtu	1.759 KBtu/SqFt	\$2,331.65	\$0.085 /kWh	\$0.044 /SqFt
NATURALGAS	1,753.00 CCF	180,559 KBtu	3.384 KBtu/SqFt	\$1,052.23	\$0.600 /CCF	\$0.020 /SqFt
SEWER	43.00 CCF			\$175.40	\$4.079 /CCF	\$0.003 /SqFt
WATER	76.00 CCF			\$535.71	\$7.049 /CCF	\$0.010 /SqFt
Totals:		274,389 KBtu	5.143 KBtu/SqFt	\$4,094.99		

Energy

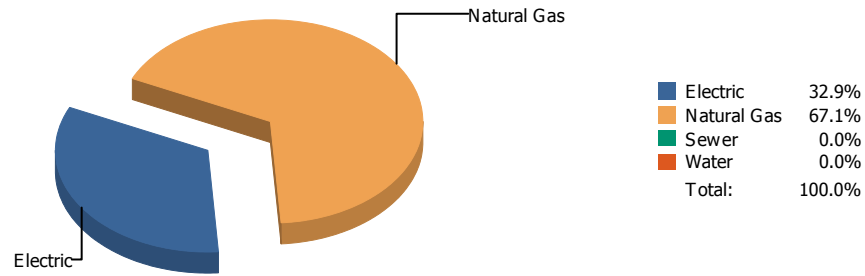


Cost

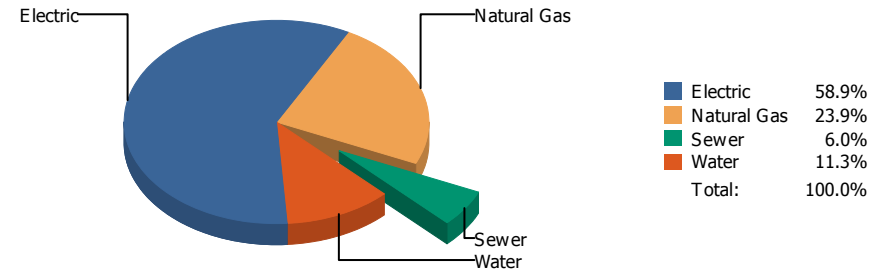


Commodity	Common Use	Energy Use	Energy Use / Area	Total Cost	Cost / Unit	Cost / Area
Place: [ZUNI] ZUNI COTTAGES 952 [BUILDING]						
Area: 3,505 SqFt						
Billing Period: Feb 2019						
ELECTRIC	6.00 kWh	20 KBtu	0.006 KBtu/SqFt	\$21.37	\$3.562 /kWh	\$0.006 /SqFt
NATURALGAS	1.00 CCF	103 KBtu	0.029 KBtu/SqFt	\$266.63	\$266.630 /CCF	\$0.076 /SqFt
SEWER	0.00 CCF			\$30.28	\$0.000 /CCF	\$0.009 /SqFt
WATER	0.00 CCF			\$14.32	\$0.000 /CCF	\$0.004 /SqFt
Totals:		123 KBtu	0.035 KBtu/SqFt	\$332.60		

Energy



Cost



Commodity	Common Use	Energy Use	Energy Use / Area	Total Cost	Cost / Unit	Cost / Area
Place Summary Report						
Area: 10,738,664 SqFt						
Billing Period: Feb 2019						
ELECTRIC	5,857,194.00 kWh	19,984,746 KBtu	1.860 KBtu/SqFt	\$565,662.70	\$0.097 /kWh	\$0.053 /SqFt
NATURALGAS	395,010.00 CCF	40,686,030 KBtu	3.786 KBtu/SqFt	\$229,501.53	\$0.581 /CCF	\$0.021 /SqFt
SEWER	16,518.00 CCF			\$57,320.35	\$3.470 /CCF	\$0.005 /SqFt
WATER	24,992.00 CCF			\$108,625.14	\$4.346 /CCF	\$0.010 /SqFt
Totals:		60,670,776 KBtu	5.647 KBtu/SqFt	\$961,109.72		

* Please note per area calculations only include buildings with a floor area greater than 0.

Requested by: eagarci2

Client version:

Report version: 9

Filters: Meters in Building Name: Not one of ZACH WHITE MODULAR SCHOOL 147;START SCHOOL EARLY 1 DAY VALUE;STADIUM RATE CHANGES;SKY PARK
IB1;SKY PARK I 200;SKY PARK;ROOSEVELT 137;REMCON COTTAGES;PARKDALE COTTAGES 957;NORTHEAST BOOK DEPOSITORY 814;NEW
COMPUTERS SINCE JUNE 1990;Lighting;HERCULES COTTAGES 141A;Butterfield Trail Warehouse;BRANON COTTAGES 955;BLUE FLAME
BLDG.;BARCELONA COTTAGES;ALL REFUNDS AND REBATES; ; Bill is Void Equals 0; Account is Active Equals 1; Bill is from External Vendor Equals 1; ; Billing Period
Equals Feb 2019

Record count: 0