

elpaso

Energy CAP

Cost Avoidance Program

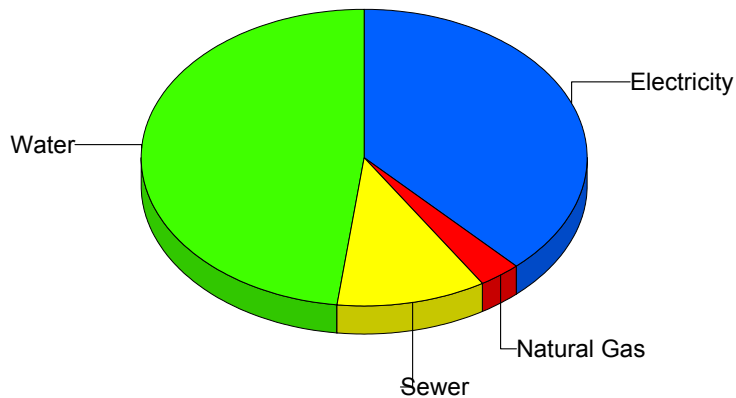
Cost Summary Graph

Grouped by Energy Type

Energy Type	Use	Units	Total Cost	Avg Unit Cost	% of Total Cost
Site: ALAMO ELEMENTARY SCH - ALAMO ELEMENTARY SCH					
Electricity	2,500	KWH	\$429.78	0.1719	38.04%
Natural Gas	0	CCF	\$33.38	0.0000	2.95%
Water	91	CCF	\$542.03	5.9564	47.98%
Sewer	0	CCF	\$124.48	0.0000	11.02%

Total Cost: \$1,129.67

For ALAMO
ELEMENTARY
SCH



Electricity	38.0%
Natural Gas	3.0%
Sewer	11.0%
Water	48.0%
Total:	100.0%

Filters: Cost Center Name Not Equal To DoNotReport; Site Name Not Equal To DoNotReport; Billing Period Equal To 200811

elpaso

Energy CAP

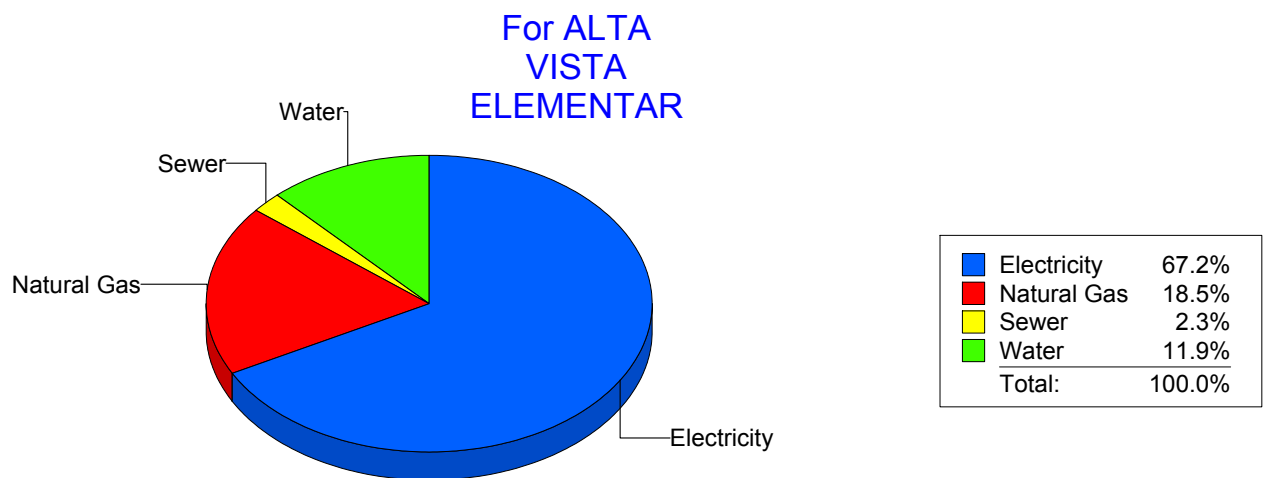
Cost Avoidance Program

Cost Summary Graph

Grouped by Energy Type

Energy Type	Use	Units	Total Cost	Avg Unit Cost	% of Total Cost
Site: ALTA VISTA ELEMENTAR - ALTA VISTA ELEMENTAR					
Electricity	28,050	KWH	\$4,259.21	0.1518	67.24%
Natural Gas	1,667	CCF	\$1,172.46	0.7033	18.51%
Water	245	CCF	\$754.18	3.0783	11.91%
Sewer	68	CCF	\$148.60	2.1853	2.35%

Total Cost: \$6,334.45



Filters: Cost Center Name Not Equal To DoNotReport; Site Name Not Equal To DoNotReport; Billing Period Equal To 200811

el Paso

Energy CAP

Cost Avoidance Program

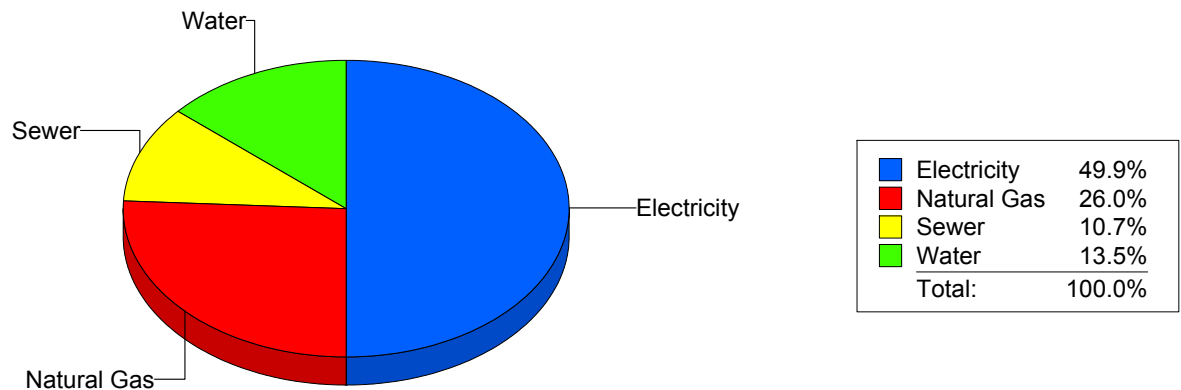
Cost Summary Graph

Grouped by Energy Type

Energy Type	Use	Units	Total Cost	Avg Unit Cost	% of Total Cost
Site: ANDRESS HIGH SCHOOL - ANDRESS HIGH SCHOOL					
Electricity	43,831	KWH	\$6,293.62	0.1436	49.88%
Natural Gas	4,805	CCF	\$3,275.78	0.6817	25.96%
Water	1,086	CCF	\$1,699.89	1.5653	13.47%
Sewer	953	CCF	\$1,347.92	1.4144	10.68%

Total Cost: \$12,617.21

For ANDRESS
HIGH SCHOOL



Filters: Cost Center Name Not Equal To DoNotReport; Site Name Not Equal To DoNotReport; Billing Period Equal To 200811

elpaso

Energy CAP

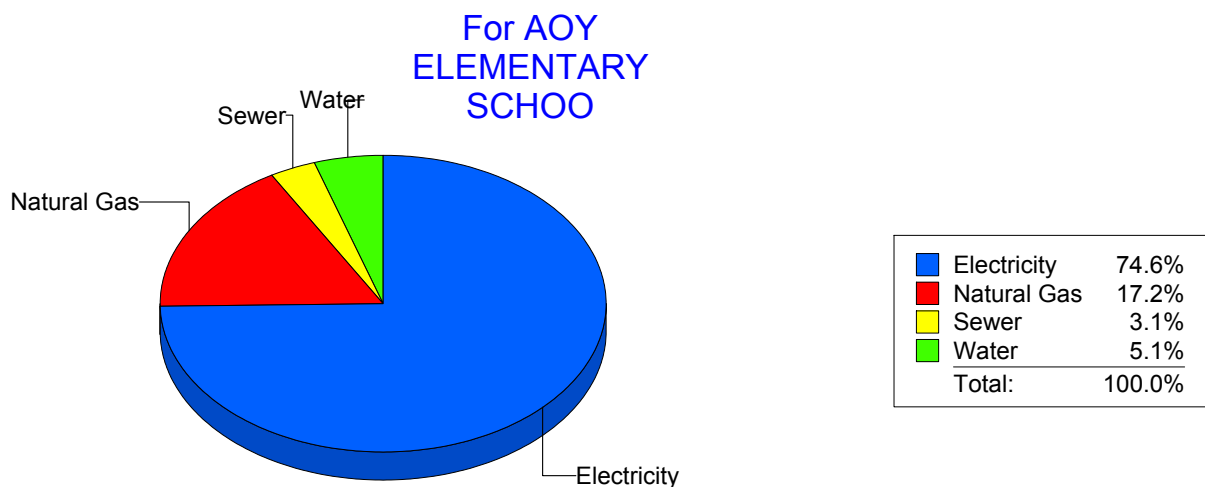
Cost Avoidance Program

Cost Summary Graph

Grouped by Energy Type

Energy Type	Use	Units	Total Cost	Avg Unit Cost	% of Total Cost
Site: AOY ELEMENTARY SCHOO - AOY ELEMENTARY SCHOO					
Electricity	60,623	KWH	\$8,805.81	0.1453	74.61%
Natural Gas	2,949	CCF	\$2,027.82	0.6876	17.18%
Water	140	CCF	\$599.53	4.2824	5.08%
Sewer	85	CCF	\$369.38	4.3456	3.13%

Total Cost: \$11,802.54



Filters: Cost Center Name Not Equal To DoNotReport; Site Name Not Equal To DoNotReport; Billing Period Equal To 200811

el Paso

Energy CAP

Cost Avoidance Program

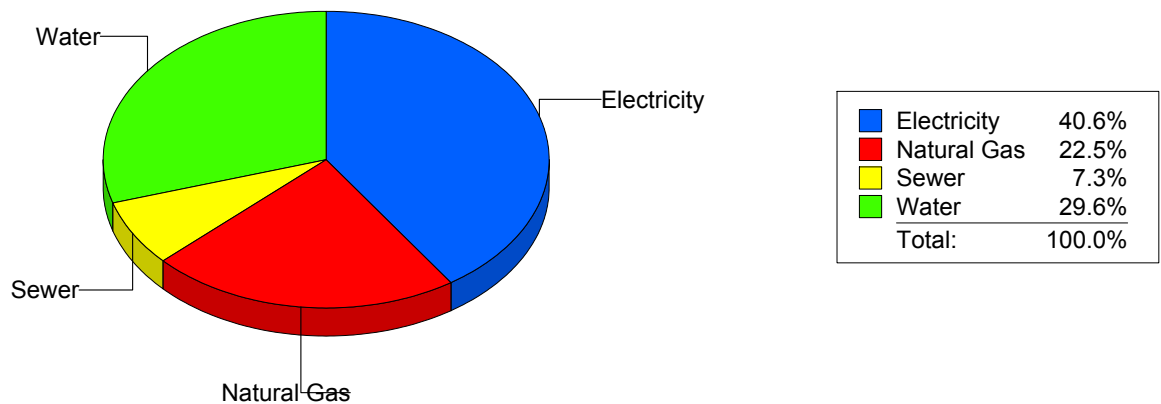
Cost Summary Graph

Grouped by Energy Type

Energy Type	Use	Units	Total Cost	Avg Unit Cost	% of Total Cost
Site: AUSTIN HIGH SCHOOL - AUSTIN HIGH SCHOOL					
Electricity	29,852	KWH	\$4,997.19	0.1674	40.56%
Natural Gas	4,022	CCF	\$2,773.23	0.6895	22.51%
Water	1,324	CCF	\$3,647.09	2.7546	29.60%
Sewer	446	CCF	\$902.85	2.0243	7.33%

Total Cost: \$12,320.36

For AUSTIN
HIGH SCHOOL



Filters: Cost Center Name Not Equal To DoNotReport; Site Name Not Equal To DoNotReport; Billing Period Equal To 200811

elpaso

Energy CAP

Cost Avoidance Program

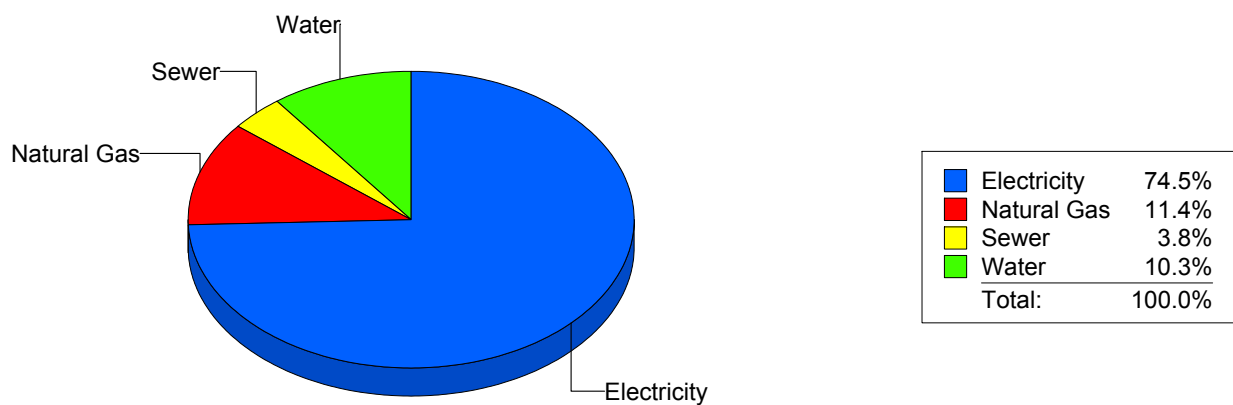
Cost Summary Graph

Grouped by Energy Type

Energy Type	Use	Units	Total Cost	Avg Unit Cost	% of Total Cost
Site: BARRON - BARRON					
Electricity	63,354	KWH	\$8,656.22	0.1366	74.51%
Natural Gas	1,889	CCF	\$1,321.48	0.6996	11.37%
Water	239	CCF	\$1,201.76	5.0283	10.34%
Sewer	160	CCF	\$438.39	2.7399	3.77%

Total Cost: \$11,617.85

For BARRON



Filters: Cost Center Name Not Equal To DoNotReport; Site Name Not Equal To DoNotReport; Billing Period Equal To 200811

elpaso

Energy CAP

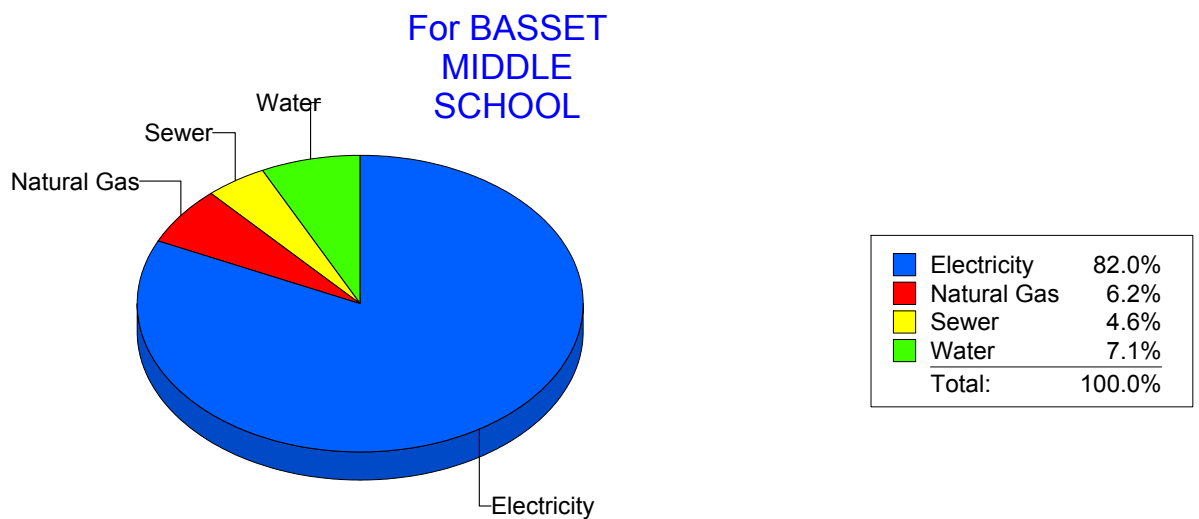
Cost Avoidance Program

Cost Summary Graph

Grouped by Energy Type

Energy Type	Use	Units	Total Cost	Avg Unit Cost	% of Total Cost
Site: BASSET MIDDLE SCHOOL - BASSET MIDDLE SCHOOL					
Electricity	58,810	KWH	\$8,950.18	0.1522	82.04%
Natural Gas	872	CCF	\$673.13	0.7719	6.17%
Water	361	CCF	\$779.43	2.1591	7.14%
Sewer	291	CCF	\$507.18	1.7429	4.65%

Total Cost: \$10,909.92



Filters: Cost Center Name Not Equal To DoNotReport; Site Name Not Equal To DoNotReport; Billing Period Equal To 200811

el Paso

Energy CAP

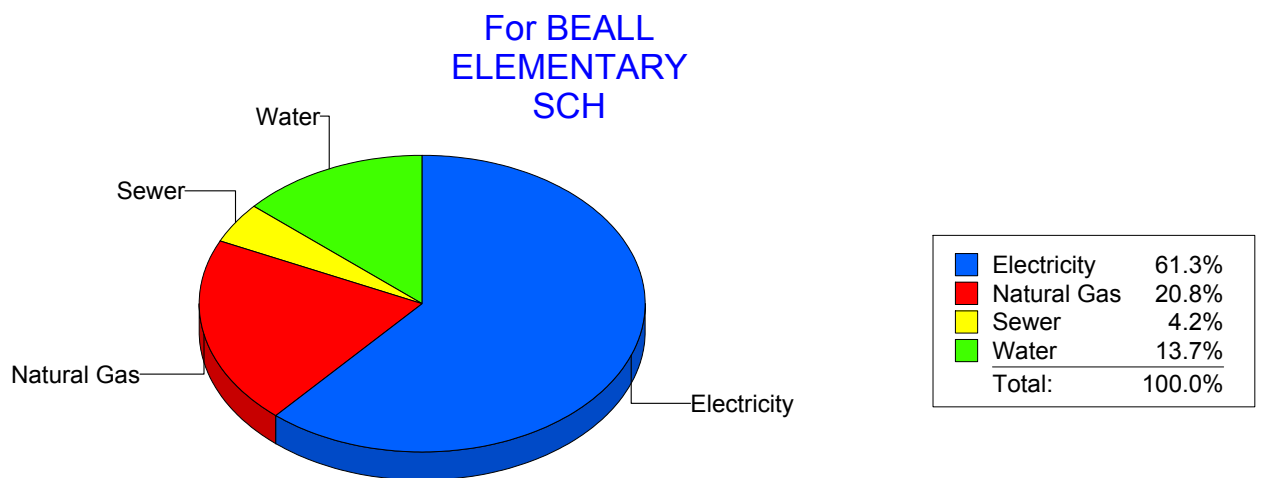
Cost Avoidance Program

Cost Summary Graph

Grouped by Energy Type

Energy Type	Use	Units	Total Cost	Avg Unit Cost	% of Total Cost
Site: BEALL ELEMENTARY SCH - BEALL ELEMENTARY SCH					
Electricity	21,520	KWH	\$3,034.16	0.1410	61.31%
Natural Gas	1,495	CCF	\$1,027.99	0.6876	20.77%
Water	199	CCF	\$676.81	3.4011	13.68%
Sewer	57	CCF	\$210.00	3.6842	4.24%

Total Cost: \$4,948.96



Filters: Cost Center Name Not Equal To DoNotReport; Site Name Not Equal To DoNotReport; Billing Period Equal To 200811

elpaso

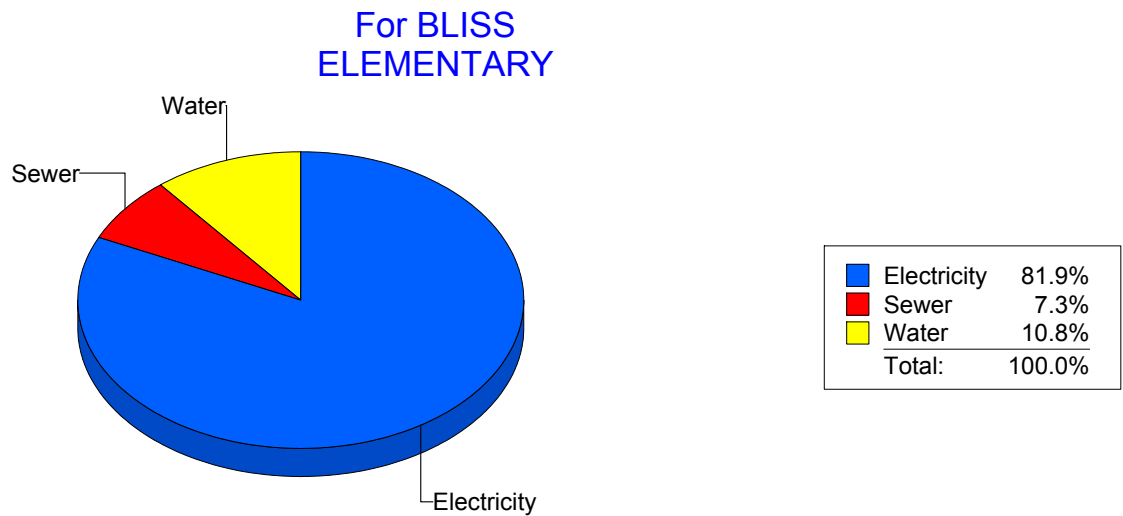
Energy CAP

Cost Avoidance Program

Cost Summary Graph

Grouped by Energy Type

Energy Type	Use	Units	Total Cost	Avg Unit Cost	% of Total Cost
Site: BLISS ELEMENTARY - BLISS ELEMENTARY					
Electricity	21,800	KWH	\$3,147.65	0.1444	81.89%
Water	193	CCF	\$414.79	2.1492	10.79%
Sewer	113	CCF	\$281.12	2.4878	7.31%
Total Cost:			\$3,843.56		



Filters: Cost Center Name Not Equal To DoNotReport; Site Name Not Equal To DoNotReport; Billing Period Equal To 200811

elpaso

Energy CAP

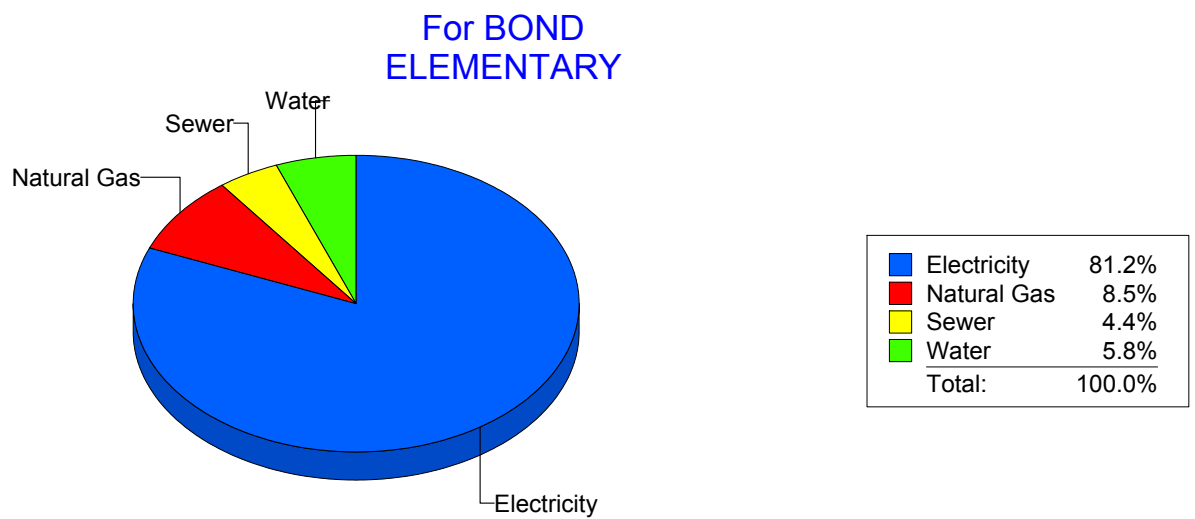
Cost Avoidance Program

Cost Summary Graph

Grouped by Energy Type

Energy Type	Use	Units	Total Cost	Avg Unit Cost	% of Total Cost
Site: BOND - BOND ELEMENTARY					
Electricity	50,993	KWH	\$7,353.71	0.1442	81.24%
Natural Gas	1,073	CCF	\$770.59	0.7182	8.51%
Water	271	CCF	\$527.89	1.9479	5.83%
Sewer	159	CCF	\$399.54	2.5128	4.41%

Total Cost: \$9,051.73



Filters: Cost Center Name Not Equal To DoNotReport; Site Name Not Equal To DoNotReport; Billing Period Equal To 200811

elpaso

Energy CAP

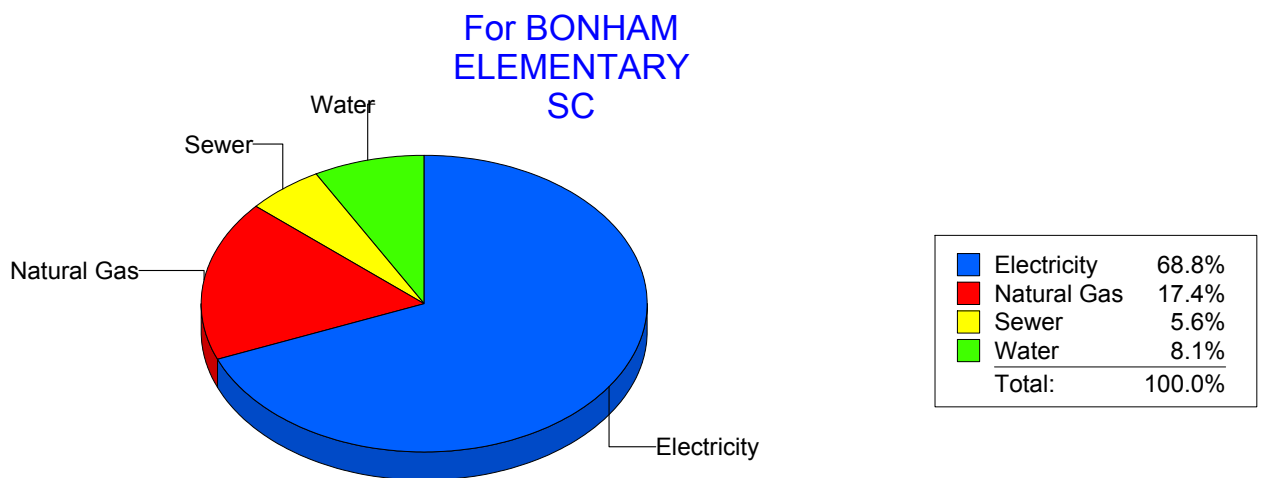
Cost Avoidance Program

Cost Summary Graph

Grouped by Energy Type

Energy Type	Use	Units	Total Cost	Avg Unit Cost	% of Total Cost
Site: BONHAM ELEMENTARY SC - BONHAM ELEMENTARY SC					
Electricity	21,757	KWH	\$3,624.13	0.1666	68.84%
Natural Gas	1,284	CCF	\$918.38	0.7152	17.45%
Water	245	CCF	\$428.58	1.7493	8.14%
Sewer	174	CCF	\$293.33	1.6858	5.57%

Total Cost: \$5,264.42



Filters: Cost Center Name Not Equal To DoNotReport; Site Name Not Equal To DoNotReport; Billing Period Equal To 200811

el paso

Energy CAP

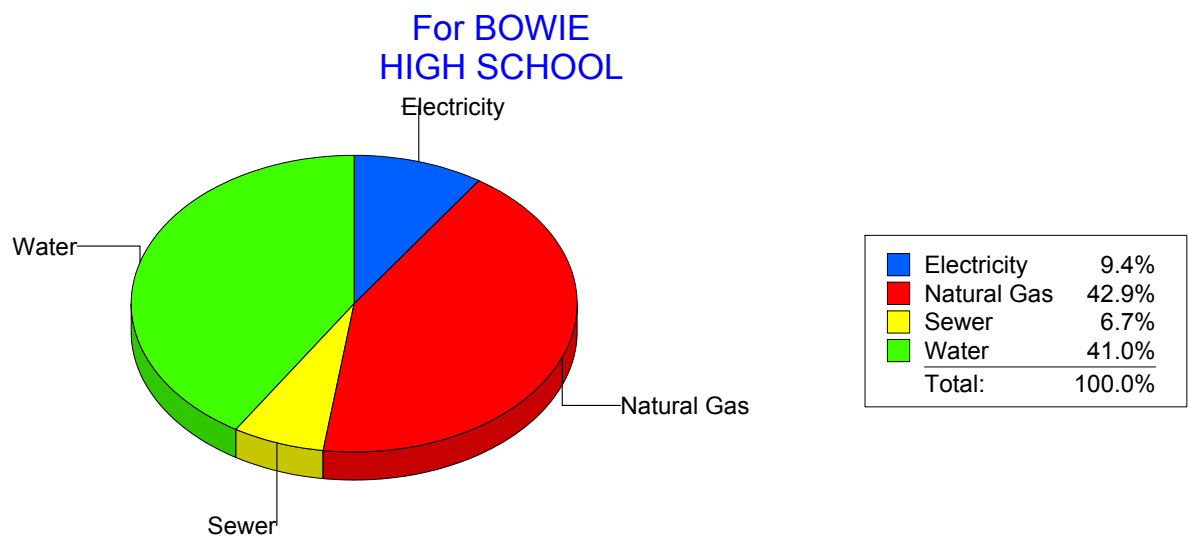
Cost Avoidance Program

Cost Summary Graph

Grouped by Energy Type

Energy Type	Use	Units	Total Cost	Avg Unit Cost	% of Total Cost
Site: BOWIE HIGH SCHOOL - BOWIE HIGH SCHOOL					
Electricity	11,812	KWH	\$1,418.39	0.1201	9.37%
Natural Gas	9,764	CCF	\$6,493.09	0.6650	42.90%
Water	4,569	CCF	\$6,205.64	1.3582	41.00%
Sewer	477	CCF	\$1,017.59	2.1333	6.72%

Total Cost: \$15,134.71



Filters: Cost Center Name Not Equal To DoNotReport; Site Name Not Equal To DoNotReport; Billing Period Equal To 200811

elpaso

Energy CAP

Cost Avoidance Program

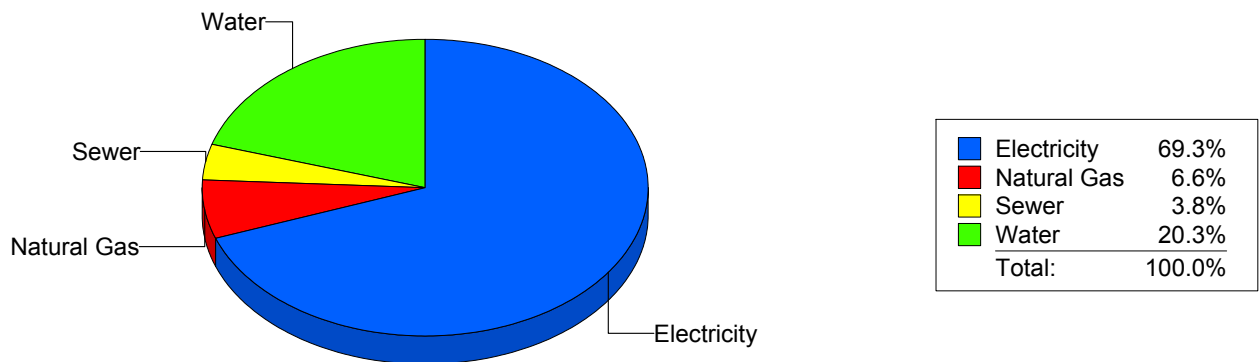
Cost Summary Graph

Grouped by Energy Type

Energy Type	Use	Units	Total Cost	Avg Unit Cost	% of Total Cost
Site: BRADLEY ELEMENTARY - BRADLEY ELEMENTARY					
Electricity	29,800	KWH	\$4,007.92	0.1345	69.32%
Natural Gas	522	CCF	\$379.87	0.7277	6.57%
Water	212	CCF	\$1,173.12	5.5336	20.29%
Sewer	7	CCF	\$220.84	31.5486	3.82%

Total Cost: \$5,781.75

For BRADLEY
ELEMENTARY



Filters: Cost Center Name Not Equal To DoNotReport; Site Name Not Equal To DoNotReport; Billing Period Equal To 200811

elpaso

Energy CAP

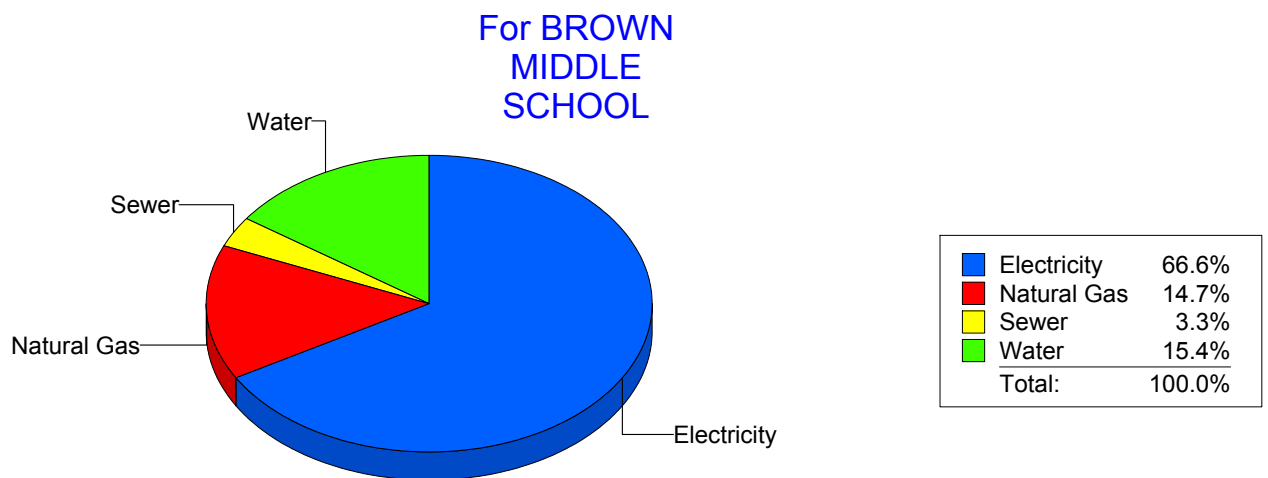
Cost Avoidance Program

Cost Summary Graph

Grouped by Energy Type

Energy Type	Use	Units	Total Cost	Avg Unit Cost	% of Total Cost
Site: BROWN MIDDLE SCHOOL - BROWN MIDDLE SCHOOL					
Electricity	89,400	KWH	\$12,337.54	0.1380	66.62%
Natural Gas	4,051	CCF	\$2,719.82	0.6714	14.69%
Water	1,014	CCF	\$2,849.71	2.8104	15.39%
Sewer	316	CCF	\$613.27	1.9407	3.31%

Total Cost: \$18,520.34



Filters: Cost Center Name Not Equal To DoNotReport; Site Name Not Equal To DoNotReport; Billing Period Equal To 200811

el Paso

Energy CAP

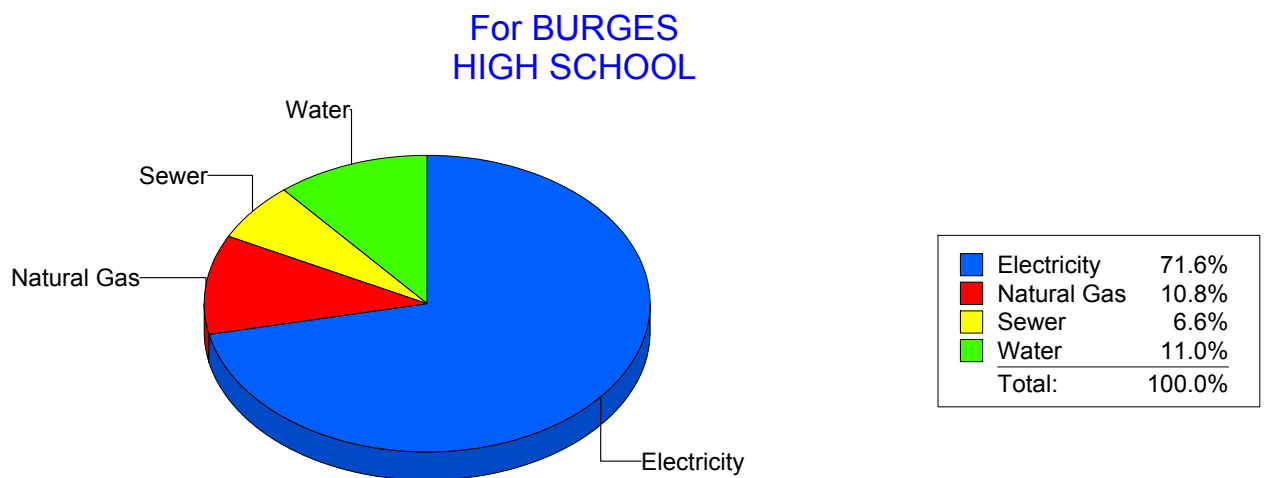
Cost Avoidance Program

Cost Summary Graph

Grouped by Energy Type

Energy Type	Use	Units	Total Cost	Avg Unit Cost	% of Total Cost
Site: BURGESS HIGH SCHOOL - BURGESS HIGH SCHOOL					
Electricity	105,213	KWH	\$14,442.94	0.1373	71.61%
Natural Gas	3,174	CCF	\$2,175.15	0.6853	10.78%
Water	1,390	CCF	\$2,224.71	1.6005	11.03%
Sewer	877	CCF	\$1,325.74	1.5117	6.57%

Total Cost: \$20,168.54



Filters: Cost Center Name Not Equal To DoNotReport; Site Name Not Equal To DoNotReport; Billing Period Equal To 200811

elpaso

Energy CAP

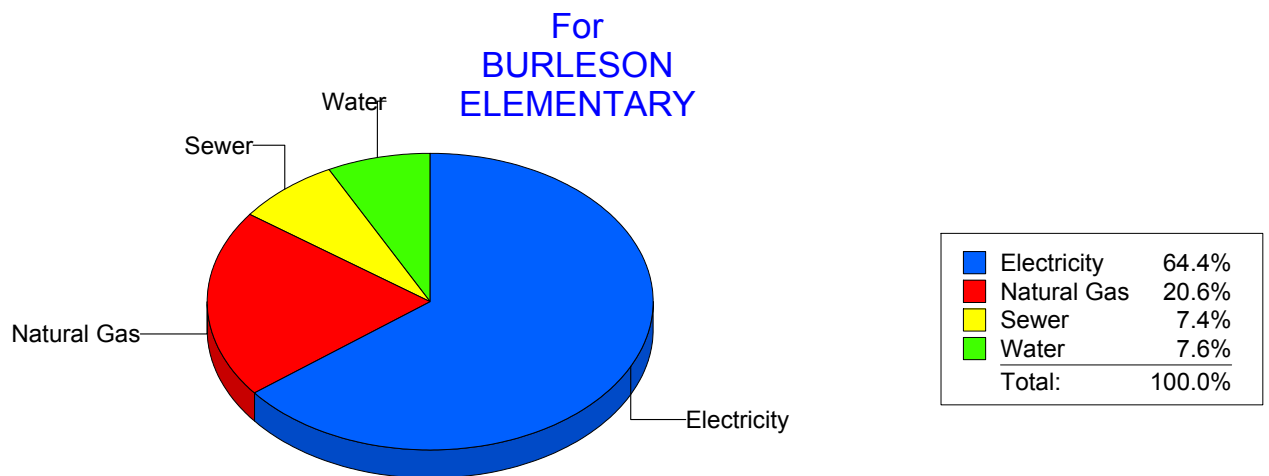
Cost Avoidance Program

Cost Summary Graph

Grouped by Energy Type

Energy Type	Use	Units	Total Cost	Avg Unit Cost	% of Total Cost
Site: BURLESON ELEMENTARY - BURLESON ELEMENTARY					
Electricity	23,232	KWH	\$3,228.51	0.1390	64.35%
Natural Gas	1,371	CCF	\$1,034.87	0.7548	20.63%
Water	188	CCF	\$381.22	2.0278	7.60%
Sewer	195	CCF	\$372.13	1.9084	7.42%

Total Cost: \$5,016.73



Filters: Cost Center Name Not Equal To DoNotReport; Site Name Not Equal To DoNotReport; Billing Period Equal To 200811

elpaso

Energy CAP

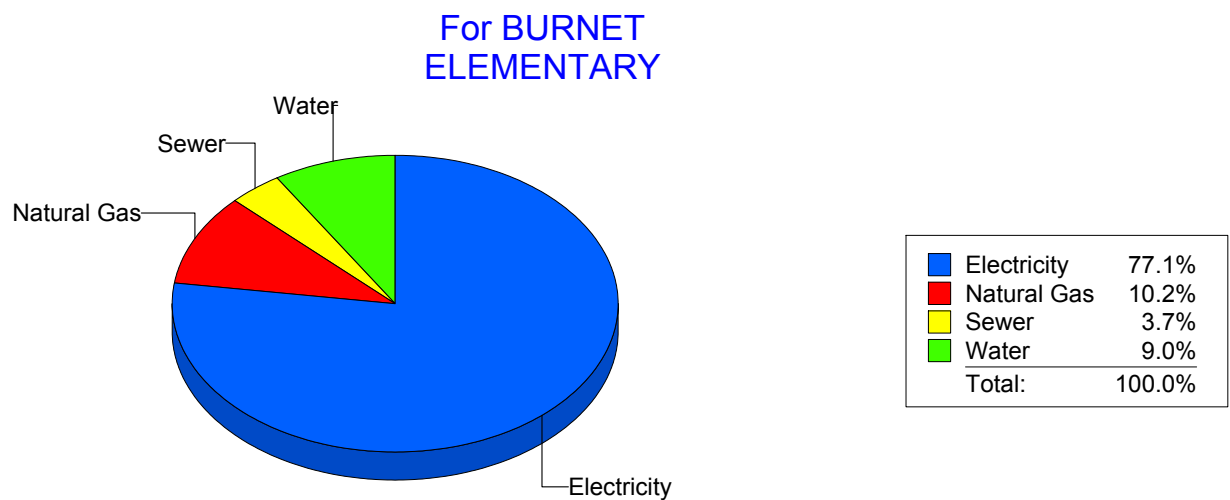
Cost Avoidance Program

Cost Summary Graph

Grouped by Energy Type

Energy Type	Use	Units	Total Cost	Avg Unit Cost	% of Total Cost
Site: BURNET ELEMENTARY - BURNET ELEMENTARY					
Electricity	19,868	KWH	\$3,396.39	0.1709	77.11%
Natural Gas	582	CCF	\$451.32	0.7755	10.25%
Water	173	CCF	\$395.38	2.2854	8.98%
Sewer	78	CCF	\$161.30	2.0679	3.66%

Total Cost: \$4,404.39



Filters: Cost Center Name Not Equal To DoNotReport; Site Name Not Equal To DoNotReport; Billing Period Equal To 200811

elpaso

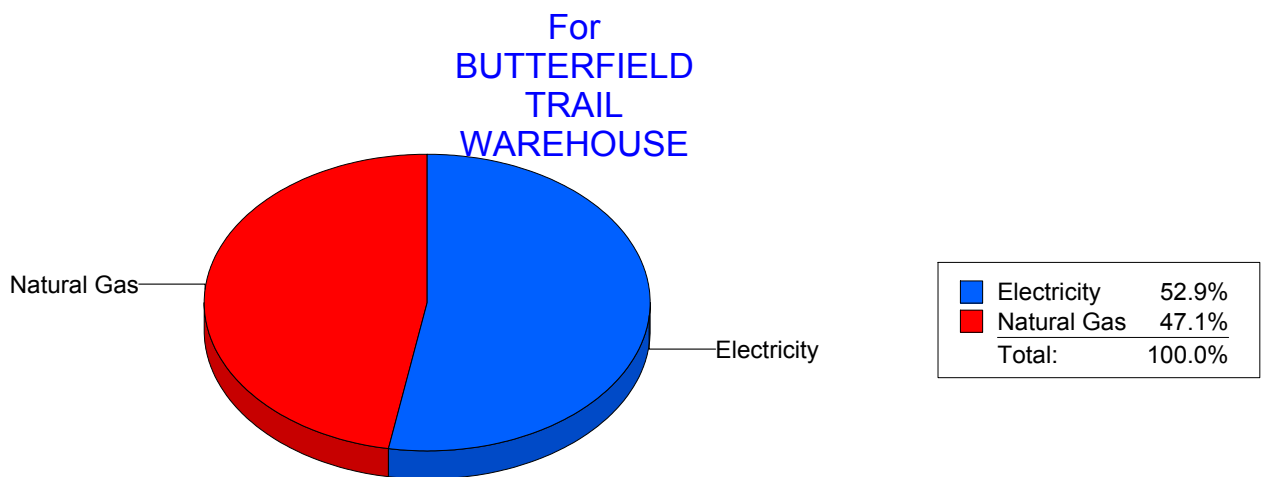
Energy CAP

Cost Avoidance Program

Cost Summary Graph

Grouped by Energy Type

Energy Type	Use	Units	Total Cost	Avg Unit Cost	% of Total Cost
Site: BUTTERFIELDTRAILWAREHOUSE - BUTTERFIELD TRAIL WAREHOUSE					
Electricity	3,200	KWH	\$509.49	0.1592	52.85%
Natural Gas	634	CCF	\$454.48	0.7168	47.15%
Total Cost:			\$963.97		



Filters: Cost Center Name Not Equal To DoNotReport; Site Name Not Equal To DoNotReport; Billing Period Equal To 200811

elpaso

Energy CAP

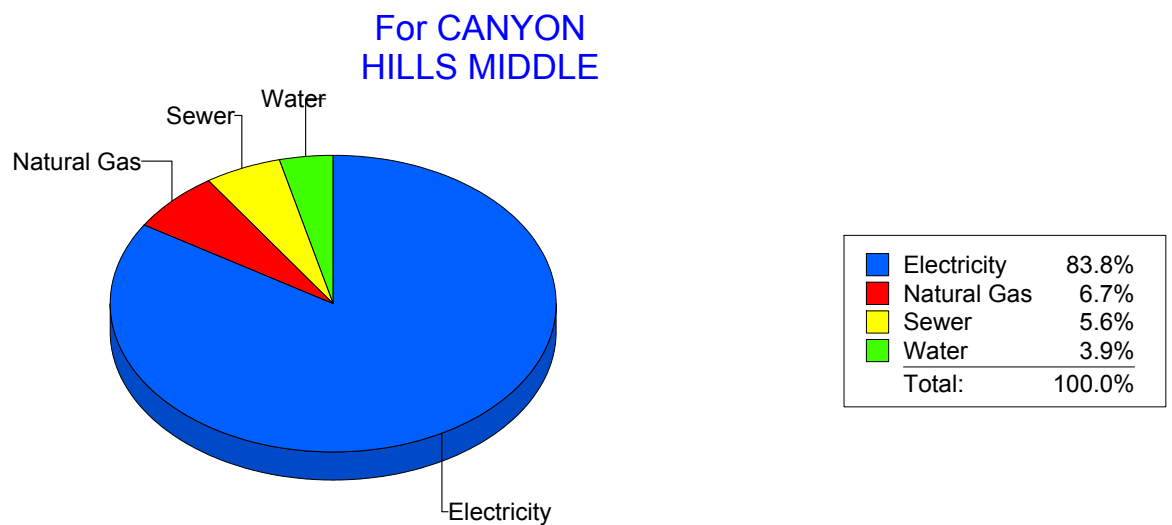
Cost Avoidance Program

Cost Summary Graph

Grouped by Energy Type

Energy Type	Use	Units	Total Cost	Avg Unit Cost	% of Total Cost
Site: CANYON HILLS MIDDLE - CANYON HILLS MIDDLE					
Electricity	59,800	KWH	\$9,122.36	0.1525	83.77%
Natural Gas	1,004	CCF	\$733.66	0.7307	6.74%
Water	162	CCF	\$428.38	2.6443	3.93%
Sewer	310	CCF	\$605.65	1.9537	5.56%

Total Cost: \$10,890.05



Filters: Cost Center Name Not Equal To DoNotReport; Site Name Not Equal To DoNotReport; Billing Period Equal To 200811

elpaso

Energy CAP

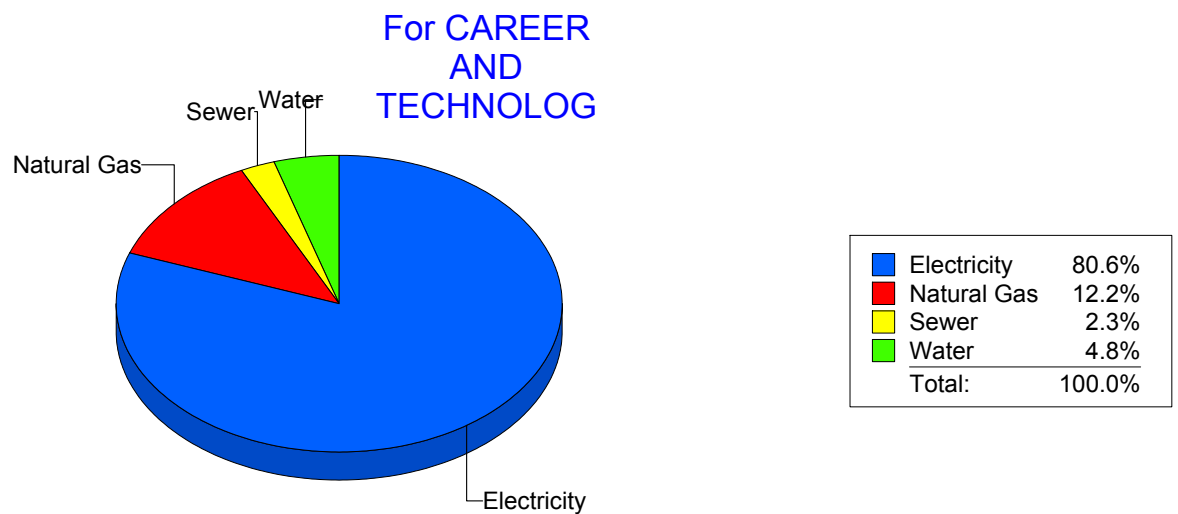
Cost Avoidance Program

Cost Summary Graph

Grouped by Energy Type

Energy Type	Use	Units	Total Cost	Avg Unit Cost	% of Total Cost
Site: CAREER AND TECHNOLOG - CAREER AND TECHNOLOG					
Electricity	98,438	KWH	\$12,869.67	0.1307	80.63%
Natural Gas	2,884	CCF	\$1,953.20	0.6773	12.24%
Water	306	CCF	\$769.53	2.5148	4.82%
Sewer	142	CCF	\$368.43	2.5946	2.31%

Total Cost: \$15,960.83



Filters: Cost Center Name Not Equal To DoNotReport; Site Name Not Equal To DoNotReport; Billing Period Equal To 200811

el Paso

Energy CAP

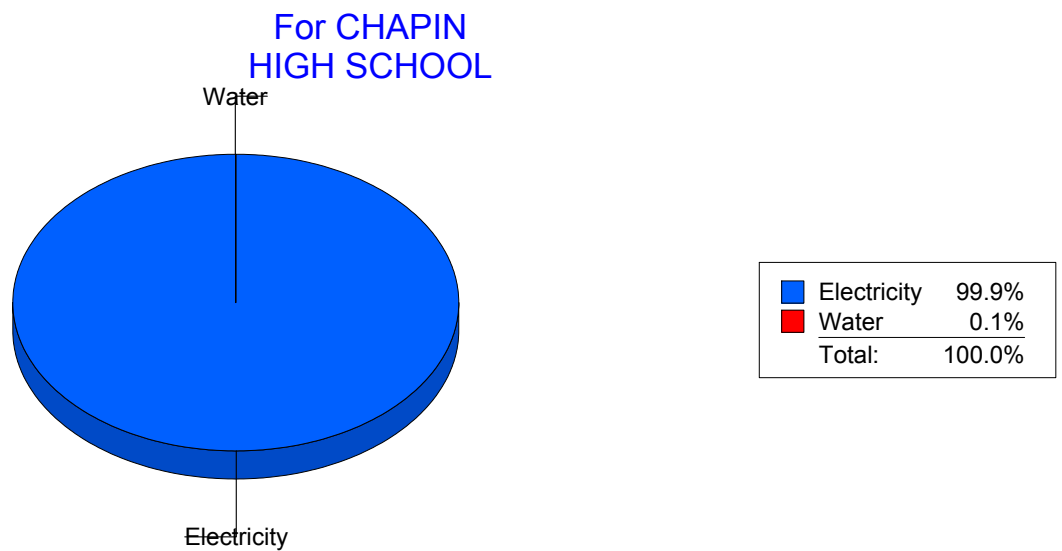
Cost Avoidance Program

Cost Summary Graph

Grouped by Energy Type

Energy Type	Use	Units	Total Cost	Avg Unit Cost	% of Total Cost
Site: CHAPIN HIGH SCHOOL - CHAPIN HIGH SCHOOL					
Electricity	218,400	KWH	\$28,697.80	0.1314	99.92%
Water	0	CCF	\$21.83	0.0000	0.08%

Total Cost: \$28,719.63



Filters: Cost Center Name Not Equal To DoNotReport; Site Name Not Equal To DoNotReport; Billing Period Equal To 200811

el paso

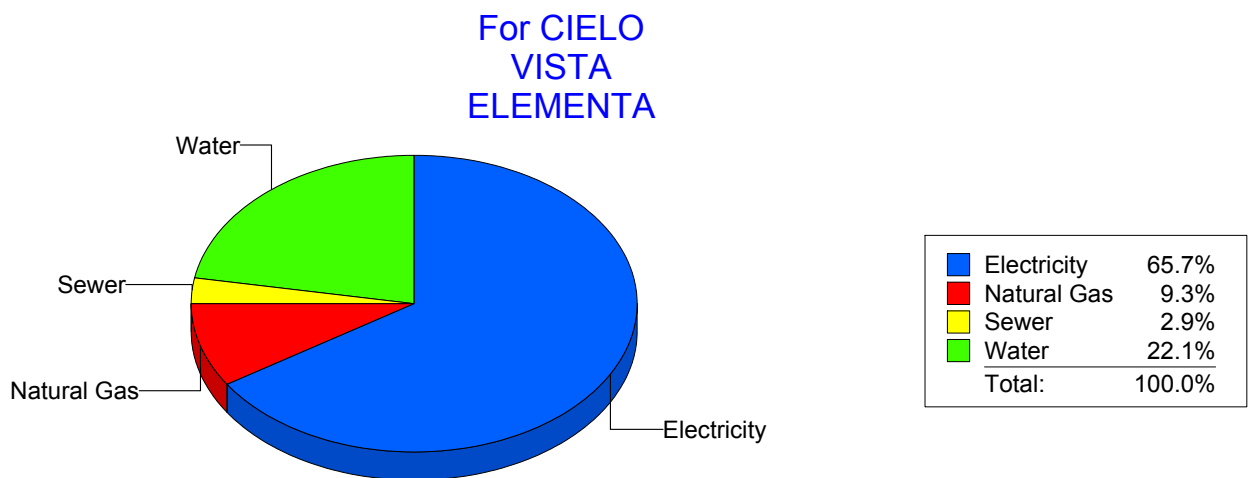
Energy CAP

Cost Avoidance Program

Cost Summary Graph

Grouped by Energy Type

Energy Type	Use	Units	Total Cost	Avg Unit Cost	% of Total Cost
Site: CIELO VISTA ELEMENTA - CIELO VISTA ELEMENTA					
Electricity	38,660	KWH	\$6,086.40	0.1574	65.72%
Natural Gas	1,200	CCF	\$863.66	0.7197	9.33%
Water	535	CCF	\$2,046.67	3.8256	22.10%
Sewer	100	CCF	\$264.61	2.6461	2.86%
Total Cost:			\$9,261.34		



Filters: Cost Center Name Not Equal To DoNotReport; Site Name Not Equal To DoNotReport; Billing Period Equal To 200811

elpaso

Energy CAP

Cost Avoidance Program

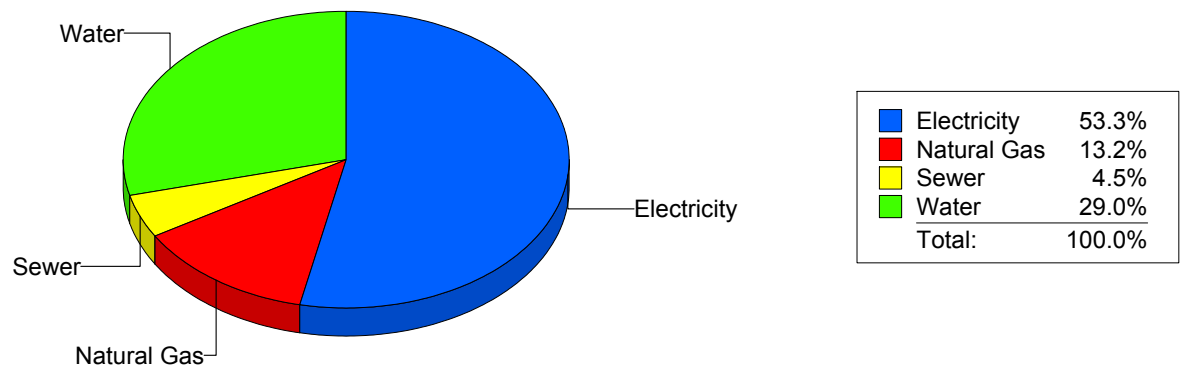
Cost Summary Graph

Grouped by Energy Type

Energy Type	Use	Units	Total Cost	Avg Unit Cost	% of Total Cost
Site: CLARDY ELEMENTARY SC - CLARDY ELEMENTARY SC					
Electricity	25,237	KWH	\$3,851.28	0.1526	53.29%
Natural Gas	1,345	CCF	\$955.56	0.7105	13.22%
Water	542	CCF	\$2,094.04	3.8635	28.98%
Sewer	99	CCF	\$325.58	3.2887	4.51%

Total Cost: \$7,226.46

For CLARDY
ELEMENTARY
SC



Filters: Cost Center Name Not Equal To DoNotReport; Site Name Not Equal To DoNotReport; Billing Period Equal To 200811

elpaso

Energy CAP

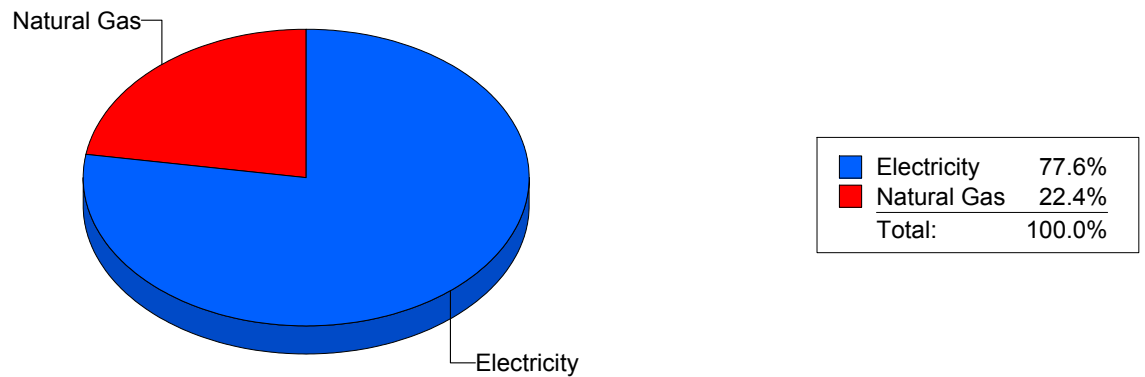
Cost Avoidance Program

Cost Summary Graph

Grouped by Energy Type

Energy Type	Use	Units	Total Cost	Avg Unit Cost	% of Total Cost
Site: CLENDININ - CLENDININ					
Electricity	50,750	KWH	\$7,440.64	0.1466	77.60%
Natural Gas	3,178	CCF	\$2,147.23	0.6757	22.40%
Total Cost:			\$9,587.87		

For CLENDININ



Filters: Cost Center Name Not Equal To DoNotReport; Site Name Not Equal To DoNotReport; Billing Period Equal To 200811

el paso

Energy CAP

Cost Avoidance Program

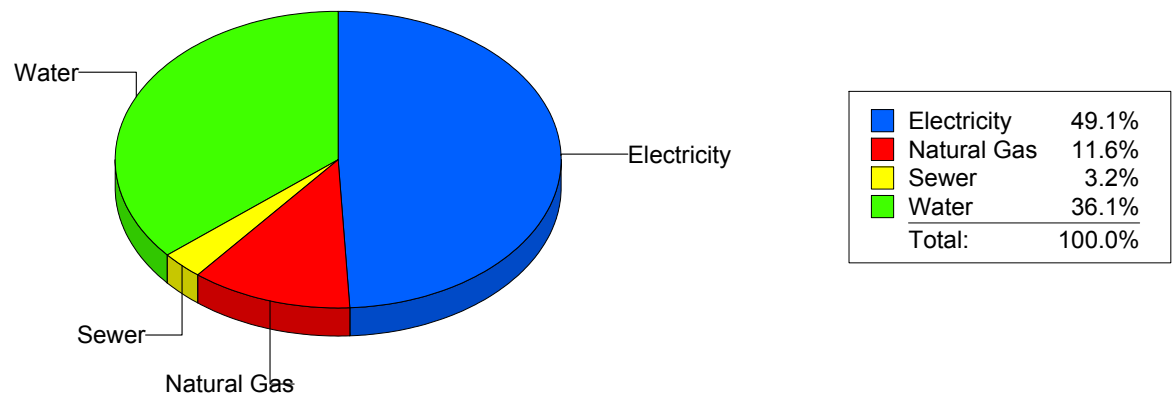
Cost Summary Graph

Grouped by Energy Type

Energy Type	Use	Units	Total Cost	Avg Unit Cost	% of Total Cost
Site: COLDWELL INTERMEDIAT - COLDWELL INTERMEDIAT					
Electricity	22,030	KWH	\$3,029.02	0.1375	49.14%
Natural Gas	973	CCF	\$715.95	0.7358	11.62%
Water	516	CCF	\$2,223.44	4.3090	36.07%
Sewer	66	CCF	\$195.54	2.9627	3.17%

Total Cost: \$6,163.95

For
COLDWELL
INTERMEDIAT



Filters: Cost Center Name Not Equal To DoNotReport; Site Name Not Equal To DoNotReport; Billing Period Equal To 200811

el Paso

Energy CAP

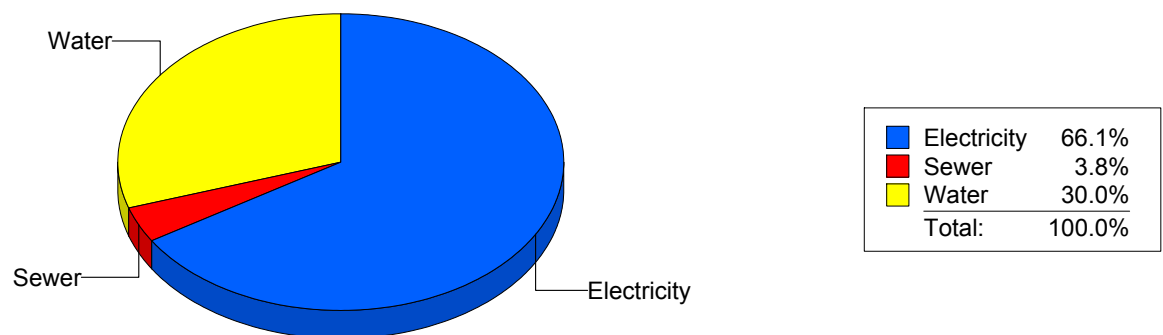
Cost Avoidance Program

Cost Summary Graph

Grouped by Energy Type

Energy Type	Use	Units	Total Cost	Avg Unit Cost	% of Total Cost
Site: COLLINS ELEMENTARY - COLLINS ELEMENTARY					
Electricity	47,850	KWH	\$6,668.99	0.1394	66.15%
Water	806	CCF	\$3,029.06	3.7581	30.04%
Sewer	194	CCF	\$383.99	1.9793	3.81%
Total Cost:			\$10,082.04		

For COLLINS
ELEMENTARY



Filters: Cost Center Name Not Equal To DoNotReport; Site Name Not Equal To DoNotReport; Billing Period Equal To 200811

elpaso

Energy CAP

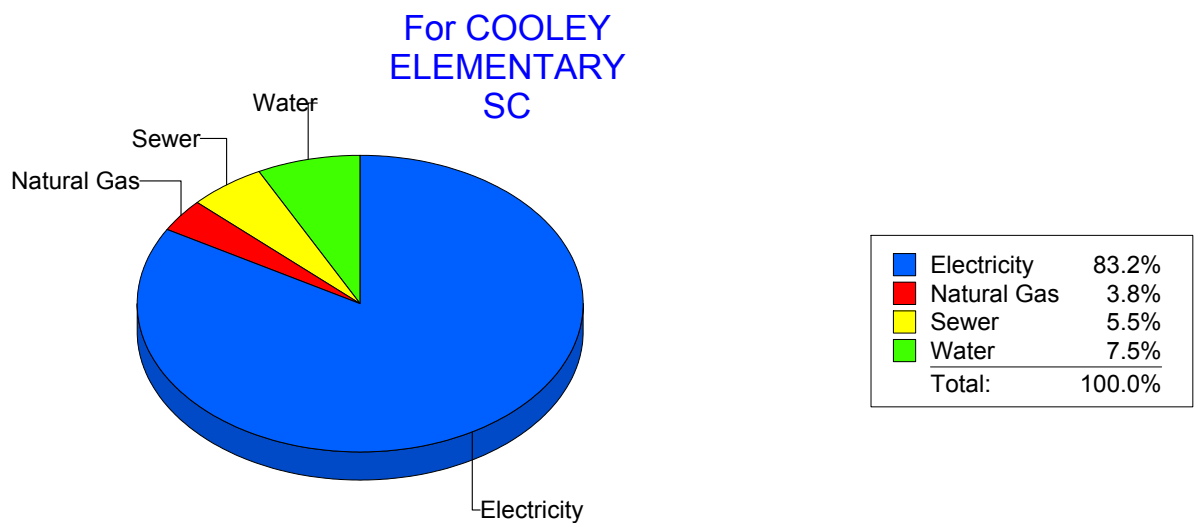
Cost Avoidance Program

Cost Summary Graph

Grouped by Energy Type

Energy Type	Use	Units	Total Cost	Avg Unit Cost	% of Total Cost
Site: COOLEY ELEMENTARY SC - COOLEY ELEMENTARY SC					
Electricity	51,200	KWH	\$8,051.94	0.1573	83.23%
Natural Gas	508	CCF	\$370.55	0.7294	3.83%
Water	271	CCF	\$724.71	2.6742	7.49%
Sewer	170	CCF	\$527.47	3.1028	5.45%

Total Cost: \$9,674.67



Filters: Cost Center Name Not Equal To DoNotReport; Site Name Not Equal To DoNotReport; Billing Period Equal To 200811

elpaso

Energy CAP

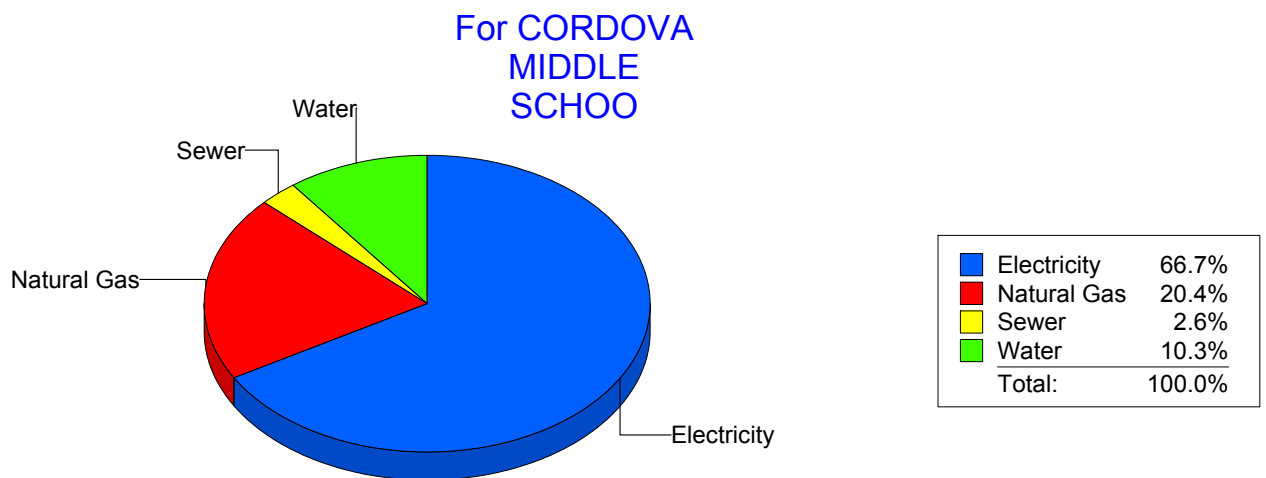
Cost Avoidance Program

Cost Summary Graph

Grouped by Energy Type

Energy Type	Use	Units	Total Cost	Avg Unit Cost	% of Total Cost
Site: CORDOVA MIDDLE SCHOO - CORDOVA MIDDLE SCHOO					
Electricity	76,000	KWH	\$9,899.30	0.1303	66.69%
Natural Gas	4,511	CCF	\$3,021.53	0.6698	20.36%
Water	565	CCF	\$1,531.45	2.7105	10.32%
Sewer	141	CCF	\$391.02	2.7732	2.63%

Total Cost: \$14,843.30



Filters: Cost Center Name Not Equal To DoNotReport; Site Name Not Equal To DoNotReport; Billing Period Equal To 200811

elpaso

Energy CAP

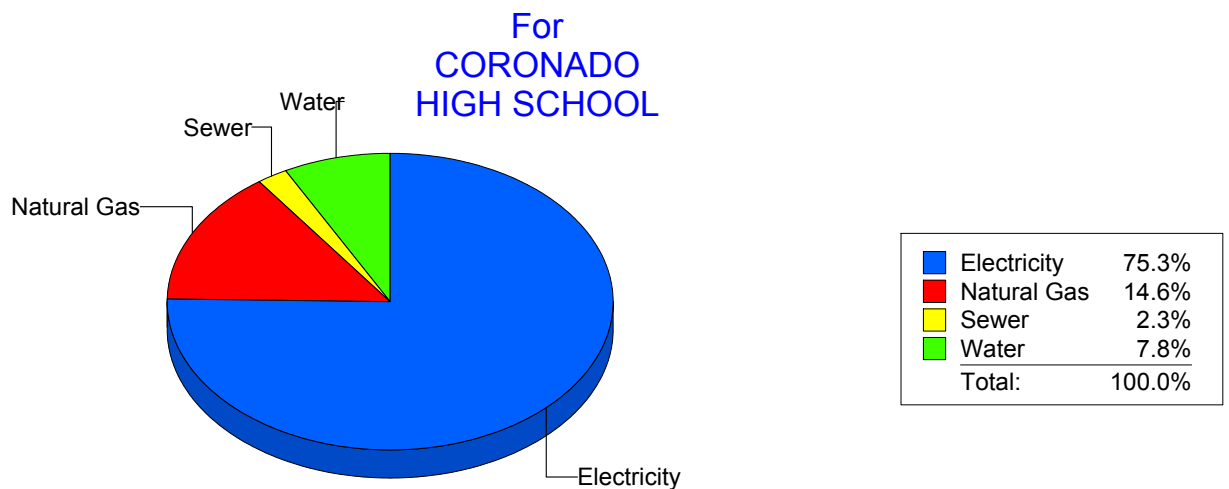
Cost Avoidance Program

Cost Summary Graph

Grouped by Energy Type

Energy Type	Use	Units	Total Cost	Avg Unit Cost	% of Total Cost
Site: CORONADO HIGH SCHOOL - CORONADO HIGH SCHOOL					
Electricity	205,398	KWH	\$28,050.65	0.1366	75.31%
Natural Gas	8,110	CCF	\$5,441.57	0.6710	14.61%
Water	1,433	CCF	\$2,903.82	2.0264	7.80%
Sewer	446	CCF	\$850.72	1.9074	2.28%

Total Cost: \$37,246.76



Filters: Cost Center Name Not Equal To DoNotReport; Site Name Not Equal To DoNotReport; Billing Period Equal To 200811

elpaso

Energy CAP

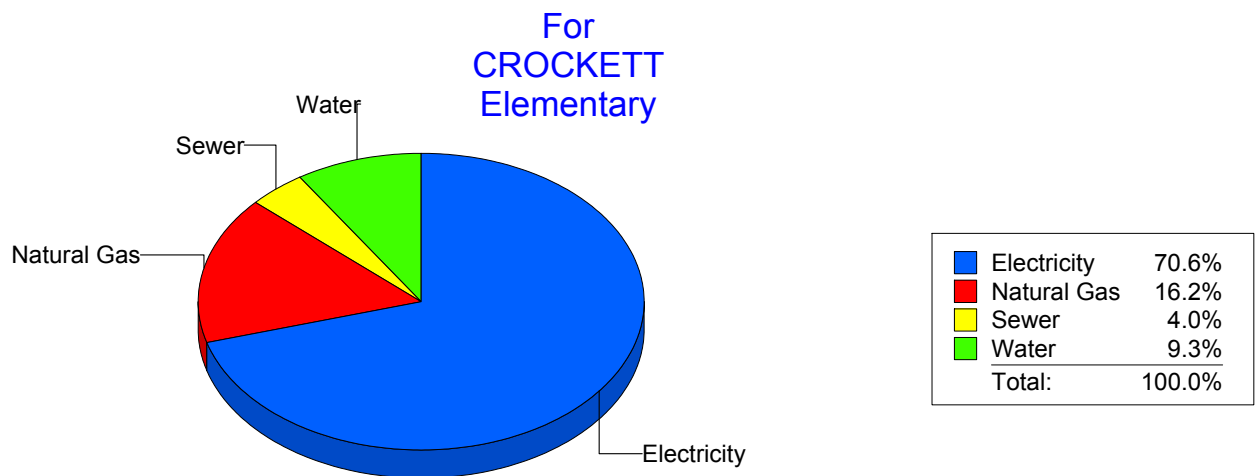
Cost Avoidance Program

Cost Summary Graph

Grouped by Energy Type

Energy Type	Use	Units	Total Cost	Avg Unit Cost	% of Total Cost
Site: CROCKETT - CROCKETT Elementary					
Electricity	32,800	KWH	\$4,384.99	0.1337	70.55%
Natural Gas	1,459	CCF	\$1,004.01	0.6881	16.15%
Water	214	CCF	\$577.32	2.6978	9.29%
Sewer	98	CCF	\$248.94	2.5402	4.01%

Total Cost: \$6,215.26



Filters: Cost Center Name Not Equal To DoNotReport; Site Name Not Equal To DoNotReport; Billing Period Equal To 200811

elpaso

Energy CAP

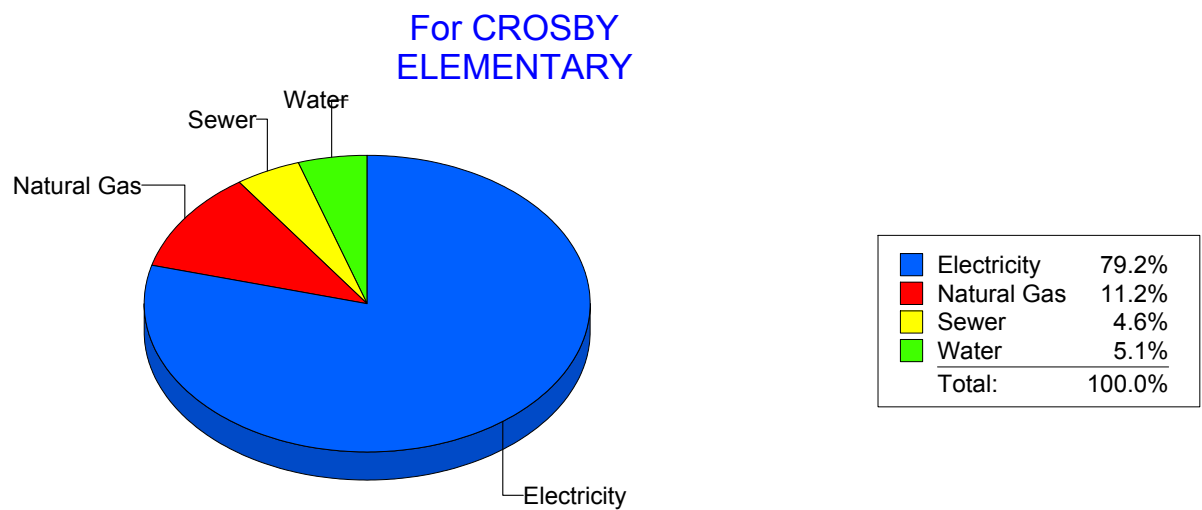
Cost Avoidance Program

Cost Summary Graph

Grouped by Energy Type

Energy Type	Use	Units	Total Cost	Avg Unit Cost	% of Total Cost
Site: CROSBY ELEMENTARY - CROSBY ELEMENTARY					
Electricity	29,465	KWH	\$4,251.49	0.1443	79.17%
Natural Gas	802	CCF	\$599.76	0.7478	11.17%
Water	121	CCF	\$273.86	2.2633	5.10%
Sewer	95	CCF	\$245.13	2.5803	4.56%

Total Cost: \$5,370.24



Filters: Cost Center Name Not Equal To DoNotReport; Site Name Not Equal To DoNotReport; Billing Period Equal To 200811

elpaso

Energy CAP

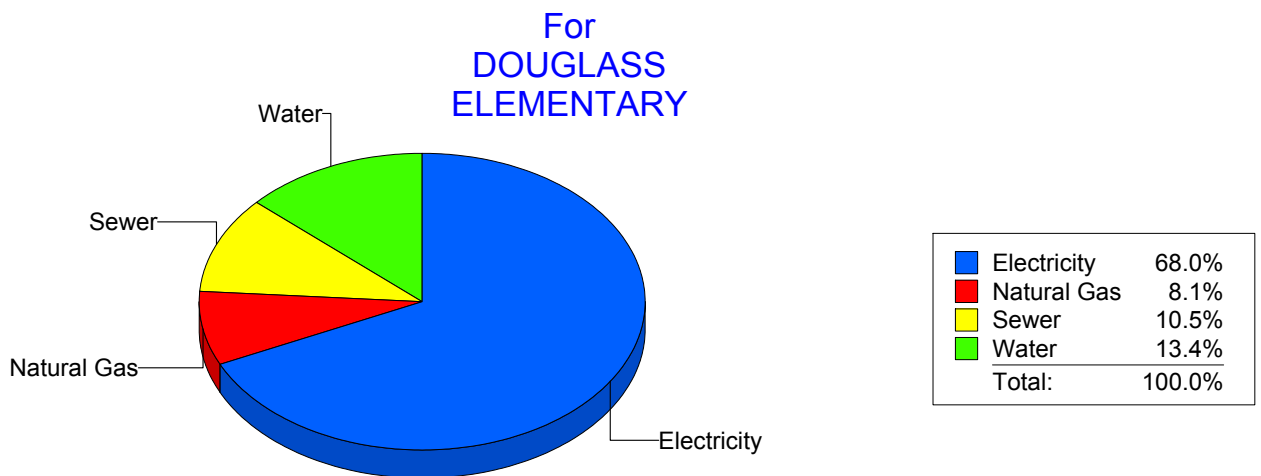
Cost Avoidance Program

Cost Summary Graph

Grouped by Energy Type

Energy Type	Use	Units	Total Cost	Avg Unit Cost	% of Total Cost
Site: DOUGLASS ELEMENTARY - DOUGLASS ELEMENTARY					
Electricity	31,762	KWH	\$4,277.33	0.1347	68.01%
Natural Gas	667	CCF	\$507.58	0.7610	8.07%
Water	480	CCF	\$845.16	1.7608	13.44%
Sewer	384	CCF	\$659.36	1.7171	10.48%

Total Cost: \$6,289.43



Filters: Cost Center Name Not Equal To DoNotReport; Site Name Not Equal To DoNotReport; Billing Period Equal To 200811

elpaso

Energy CAP

Cost Avoidance Program

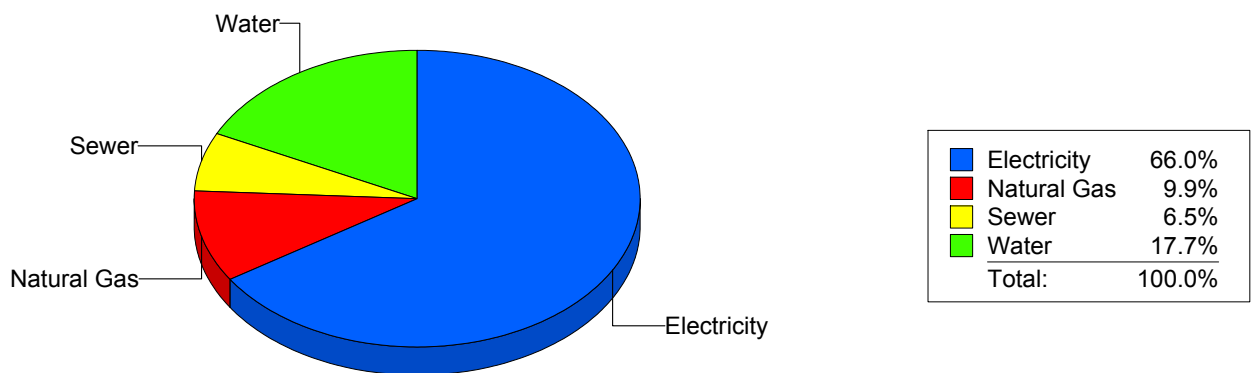
Cost Summary Graph

Grouped by Energy Type

Energy Type	Use	Units	Total Cost	Avg Unit Cost	% of Total Cost
Site: DOWELL ELEMENTARY - DOWELL ELEMENTARY					
Electricity	24,705	KWH	\$3,250.11	0.1316	65.97%
Natural Gas	685	CCF	\$488.27	0.7128	9.91%
Water	426	CCF	\$869.75	2.0417	17.65%
Sewer	212	CCF	\$318.72	1.5034	6.47%

Total Cost: \$4,926.85

For DOWELL
ELEMENTARY



Filters: Cost Center Name Not Equal To DoNotReport; Site Name Not Equal To DoNotReport; Billing Period Equal To 200811

elpaso

Energy CAP

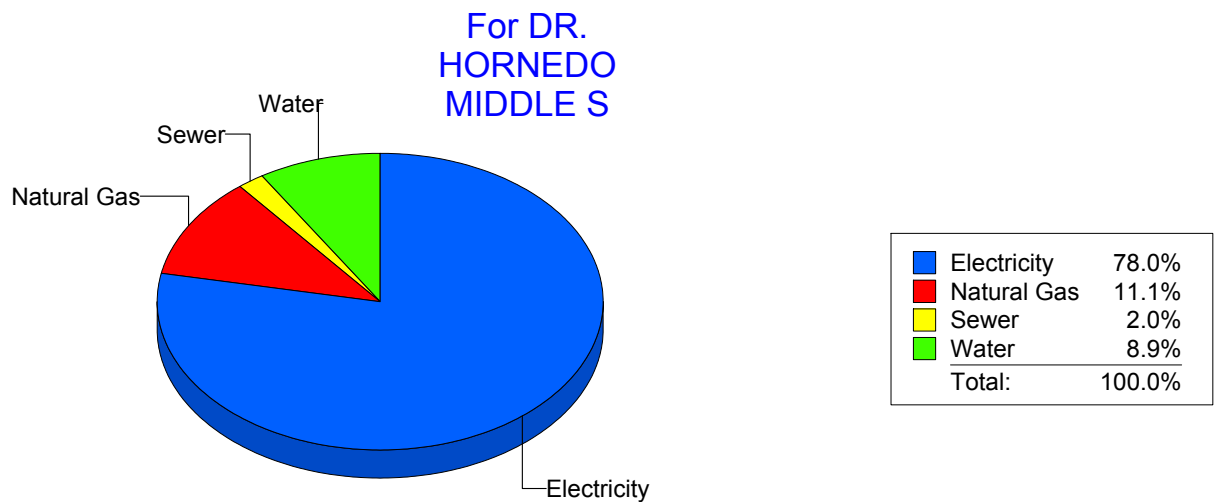
Cost Avoidance Program

Cost Summary Graph

Grouped by Energy Type

Energy Type	Use	Units	Total Cost	Avg Unit Cost	% of Total Cost
Site: DR. HORNEDO MIDDLE S - DR. HORNEDO MIDDLE S					
Electricity	132,000	KWH	\$17,197.94	0.1303	77.98%
Natural Gas	3,648	CCF	\$2,455.49	0.6731	11.13%
Water	1,728	CCF	\$1,971.56	1.1409	8.94%
Sewer	172	CCF	\$430.39	2.5023	1.95%

Total Cost: \$22,055.38



Filters: Cost Center Name Not Equal To DoNotReport; Site Name Not Equal To DoNotReport; Billing Period Equal To 200811

elpaso

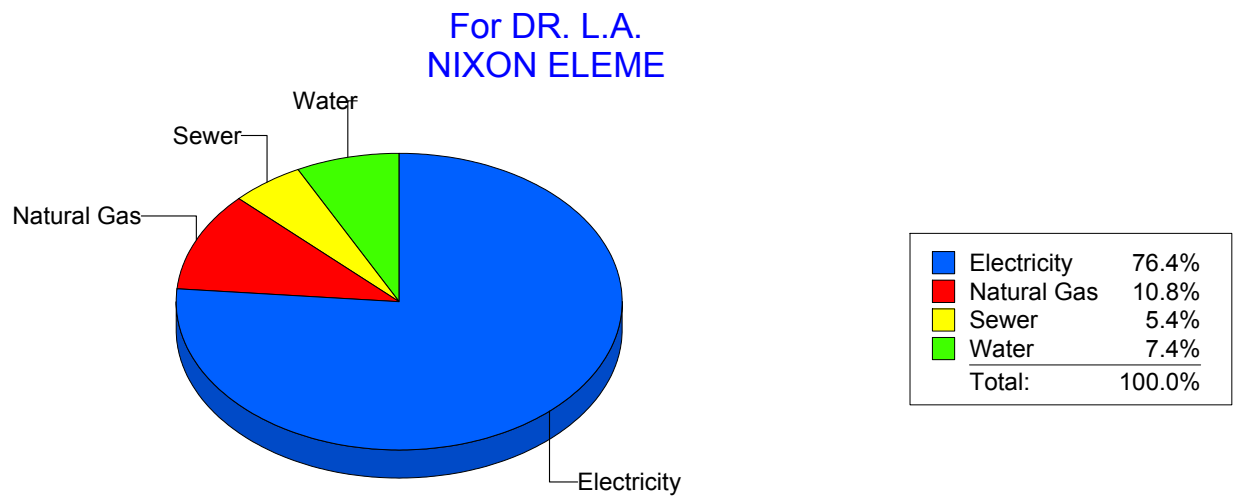
Energy CAP

Cost Avoidance Program

Cost Summary Graph

Grouped by Energy Type

Energy Type	Use	Units	Total Cost	Avg Unit Cost	% of Total Cost
Site: DR. L.A. NIXON ELEME - DR. L.A. NIXON ELEME					
Electricity	49,220	KWH	\$6,947.13	0.1411	76.44%
Natural Gas	1,376	CCF	\$978.72	0.7113	10.77%
Water	305	CCF	\$672.38	2.2045	7.40%
Sewer	190	CCF	\$490.63	2.5823	5.40%
Total Cost:			\$9,088.86		



Filters: Cost Center Name Not Equal To DoNotReport; Site Name Not Equal To DoNotReport; Billing Period Equal To 200811

elpaso

Energy CAP

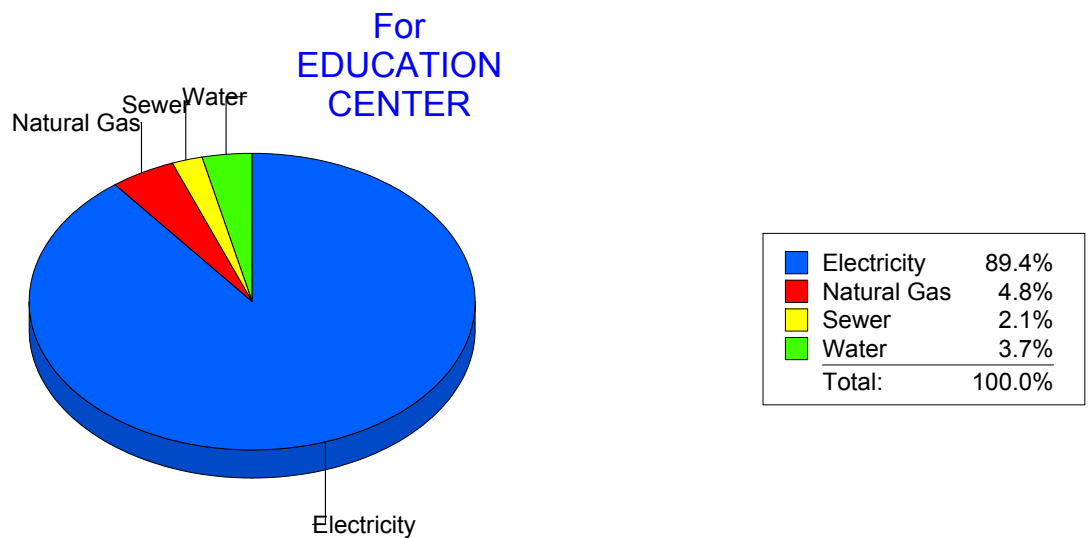
Cost Avoidance Program

Cost Summary Graph

Grouped by Energy Type

Energy Type	Use	Units	Total Cost	Avg Unit Cost	% of Total Cost
Site: EDUCATION CENTER - EDUCATION CENTER					
Electricity	251,913	KWH	\$31,152.81	0.1237	89.35%
Natural Gas	2,449	CCF	\$1,663.46	0.6792	4.77%
Water	532	CCF	\$1,302.11	2.4476	3.73%
Sewer	294	CCF	\$747.19	2.5415	2.14%

Total Cost: \$34,865.57



Filters: Cost Center Name Not Equal To DoNotReport; Site Name Not Equal To DoNotReport; Billing Period Equal To 200811

elpaso

Energy CAP

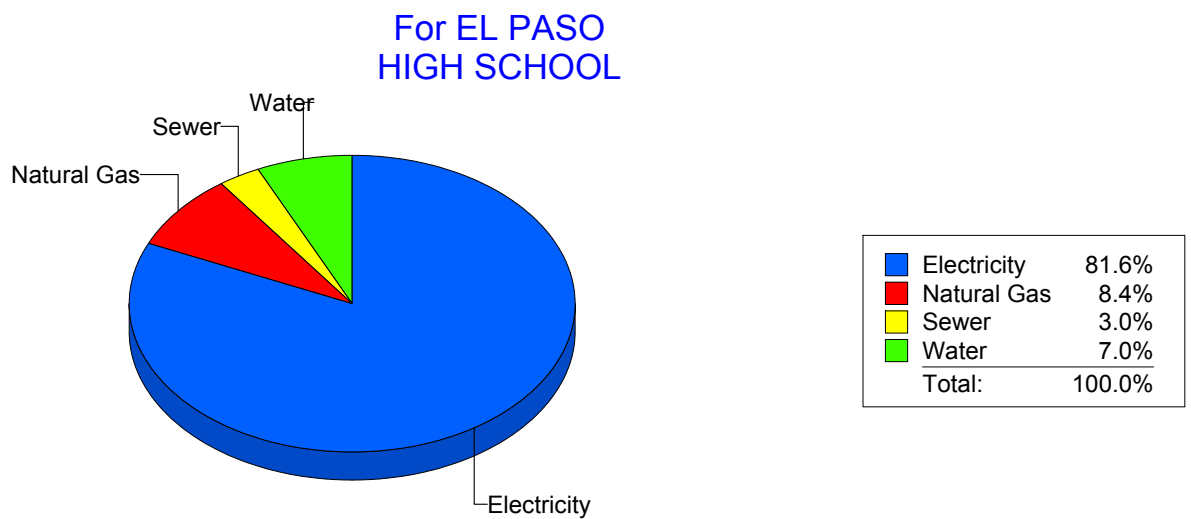
Cost Avoidance Program

Cost Summary Graph

Grouped by Energy Type

Energy Type	Use	Units	Total Cost	Avg Unit Cost	% of Total Cost
Site: EL PASO HIGH SCHOOL - EL PASO HIGH SCHOOL					
Electricity	141,880	KWH	\$21,072.35	0.1485	81.56%
Natural Gas	2,977	CCF	\$2,168.65	0.7285	8.39%
Water	644	CCF	\$1,815.40	2.8189	7.03%
Sewer	340	CCF	\$781.36	2.2981	3.02%

Total Cost: \$25,837.76



Filters: Cost Center Name Not Equal To DoNotReport; Site Name Not Equal To DoNotReport; Billing Period Equal To 200811

elpaso

Energy CAP

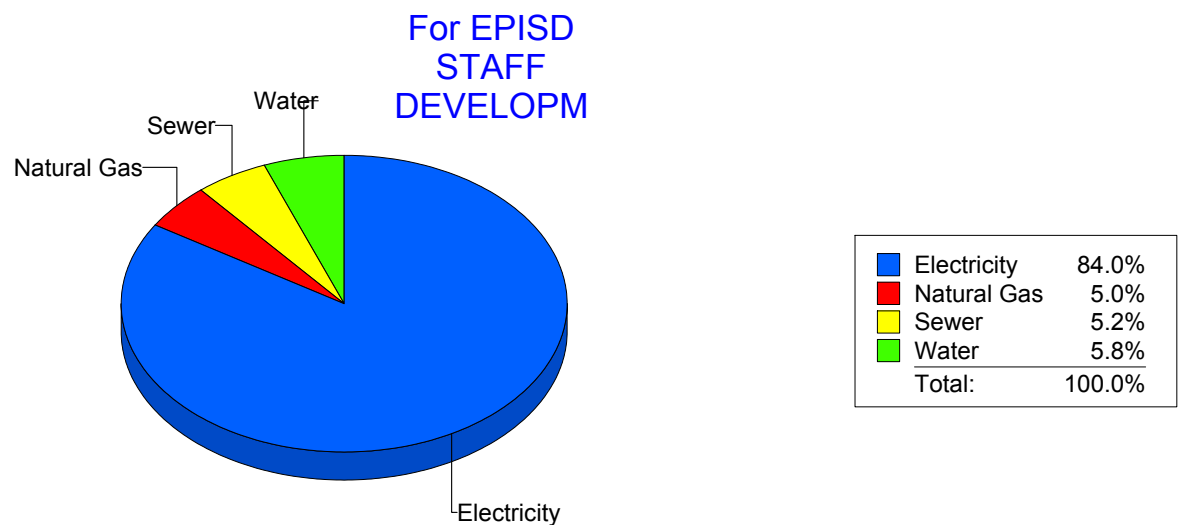
Cost Avoidance Program

Cost Summary Graph

Grouped by Energy Type

Energy Type	Use	Units	Total Cost	Avg Unit Cost	% of Total Cost
Site: EPISD STAFF DEVELOPM - EPISD STAFF DEVELOPM					
Electricity	13,240	KWH	\$1,962.90	0.1483	83.98%
Natural Gas	139	CCF	\$117.39	0.8445	5.02%
Water	49	CCF	\$135.19	2.7590	5.78%
Sewer	57	CCF	\$121.87	2.1381	5.21%

Total Cost: \$2,337.35



Filters: Cost Center Name Not Equal To DoNotReport; Site Name Not Equal To DoNotReport; Billing Period Equal To 200811

elpaso

Energy CAP

Cost Avoidance Program

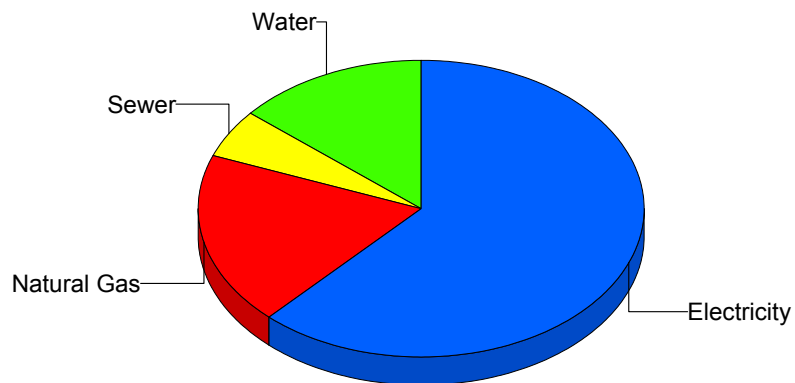
Cost Summary Graph

Grouped by Energy Type

Energy Type	Use	Units	Total Cost	Avg Unit Cost	% of Total Cost
Site: FANNIN ELEMENTARY - FANNIN ELEMENTARY					
Electricity	25,364	KWH	\$4,015.26	0.1583	61.84%
Natural Gas	1,719	CCF	\$1,235.86	0.7189	19.03%
Water	356	CCF	\$907.06	2.5479	13.97%
Sewer	106	CCF	\$334.47	3.1554	5.15%

Total Cost: \$6,492.65

For FANNIN
ELEMENTARY



Filters: Cost Center Name Not Equal To DoNotReport; Site Name Not Equal To DoNotReport; Billing Period Equal To 200811

elpaso

Energy CAP

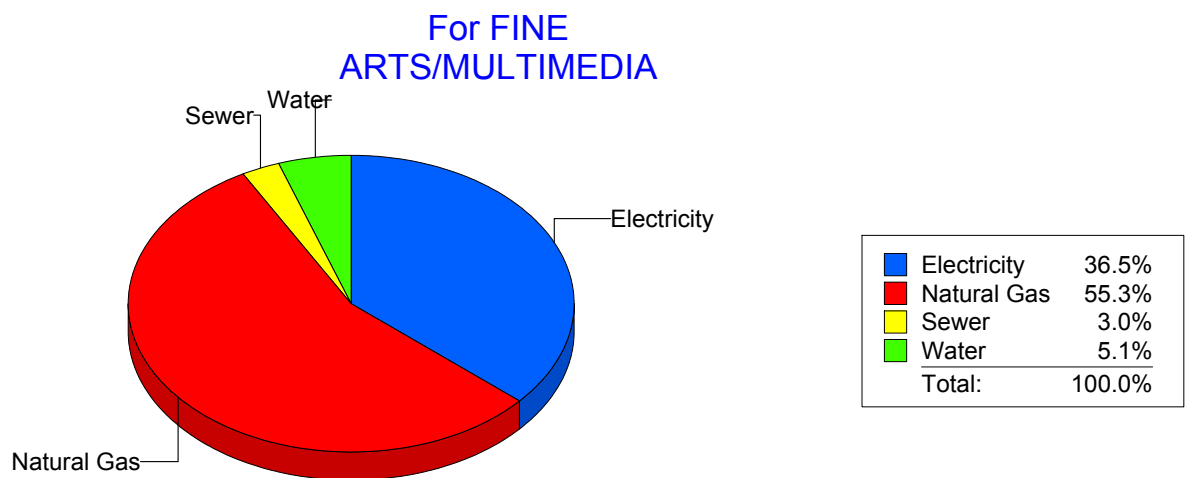
Cost Avoidance Program

Cost Summary Graph

Grouped by Energy Type

Energy Type	Use	Units	Total Cost	Avg Unit Cost	% of Total Cost
Site: FINE ARTS/MULTIMEDIA - FINE ARTS/MULTIMEDIA					
Electricity	9,719	KWH	\$1,433.16	0.1475	36.48%
Natural Gas	3,219	CCF	\$2,174.13	0.6754	55.34%
Water	84	CCF	\$201.98	2.4045	5.14%
Sewer	96	CCF	\$119.39	1.2436	3.04%

Total Cost: \$3,928.66



Filters: Cost Center Name Not Equal To DoNotReport; Site Name Not Equal To DoNotReport; Billing Period Equal To 200811

elpaso

Energy CAP

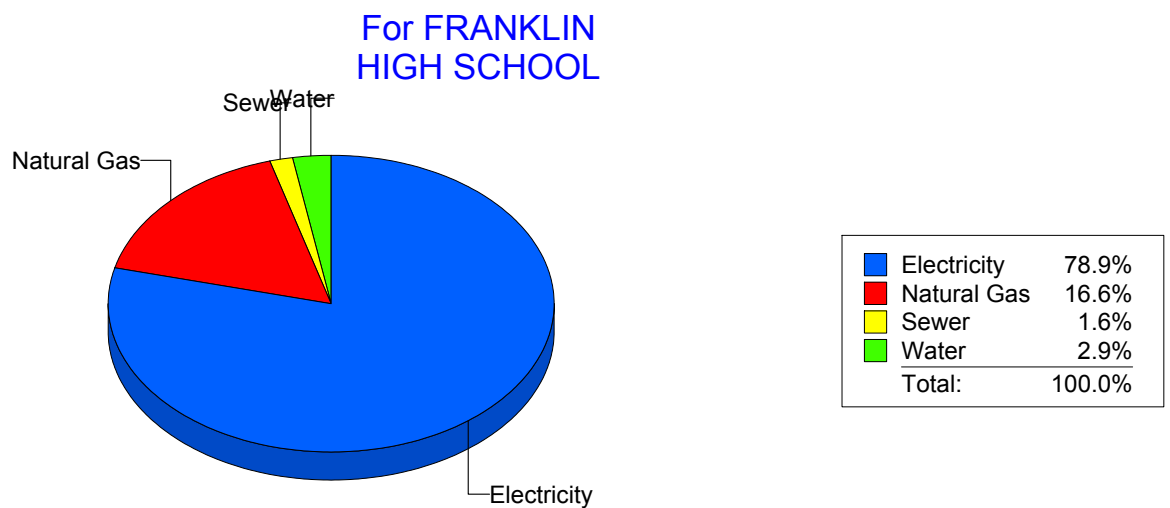
Cost Avoidance Program

Cost Summary Graph

Grouped by Energy Type

Energy Type	Use	Units	Total Cost	Avg Unit Cost	% of Total Cost
Site: FRANKLIN HIGH SCHOOL - FRANKLIN HIGH SCHOOL					
Electricity	294,600	KWH	\$36,701.46	0.1246	78.90%
Natural Gas	11,652	CCF	\$7,737.64	0.6641	16.64%
Water	717	CCF	\$1,345.54	1.8766	2.89%
Sewer	407	CCF	\$728.84	1.7908	1.57%

Total Cost: \$46,513.48



Filters: Cost Center Name Not Equal To DoNotReport; Site Name Not Equal To DoNotReport; Billing Period Equal To 200811

elpaso

Energy CAP

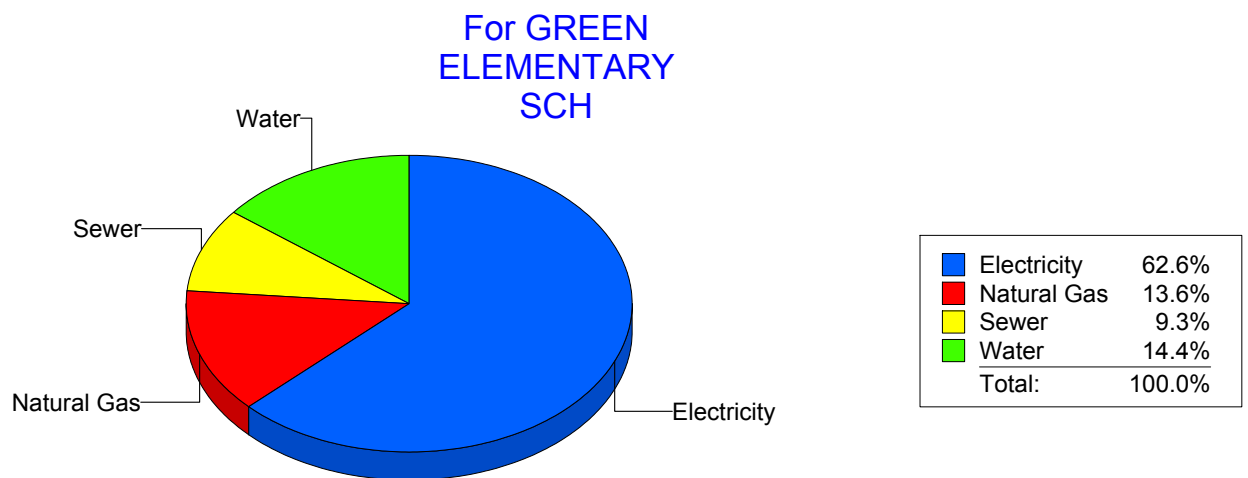
Cost Avoidance Program

Cost Summary Graph

Grouped by Energy Type

Energy Type	Use	Units	Total Cost	Avg Unit Cost	% of Total Cost
Site: GREEN ELEMENTARY SCH - GREEN ELEMENTARY SCH					
Electricity	27,600	KWH	\$3,711.91	0.1345	62.64%
Natural Gas	1,113	CCF	\$806.73	0.7248	13.61%
Water	375	CCF	\$853.77	2.2767	14.41%
Sewer	220	CCF	\$553.59	2.5163	9.34%

Total Cost: \$5,926.00



Filters: Cost Center Name Not Equal To DoNotReport; Site Name Not Equal To DoNotReport; Billing Period Equal To 200811

el paso

Energy CAP

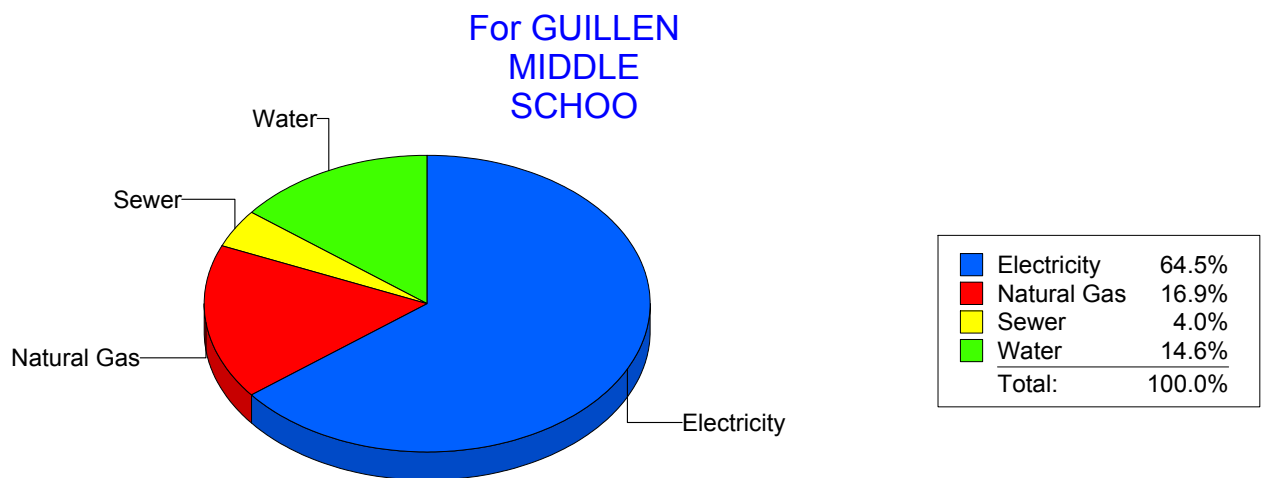
Cost Avoidance Program

Cost Summary Graph

Grouped by Energy Type

Energy Type	Use	Units	Total Cost	Avg Unit Cost	% of Total Cost
Site: GUILLEN MIDDLE SCHOO - GUILLEN MIDDLE SCHOO					
Electricity	80,281	KWH	\$10,002.72	0.1246	64.50%
Natural Gas	3,845	CCF	\$2,625.52	0.6828	16.93%
Water	820	CCF	\$2,257.40	2.7529	14.56%
Sewer	332	CCF	\$621.49	1.8720	4.01%

Total Cost: \$15,507.13



Filters: Cost Center Name Not Equal To DoNotReport; Site Name Not Equal To DoNotReport; Billing Period Equal To 200811

elpaso

Energy CAP

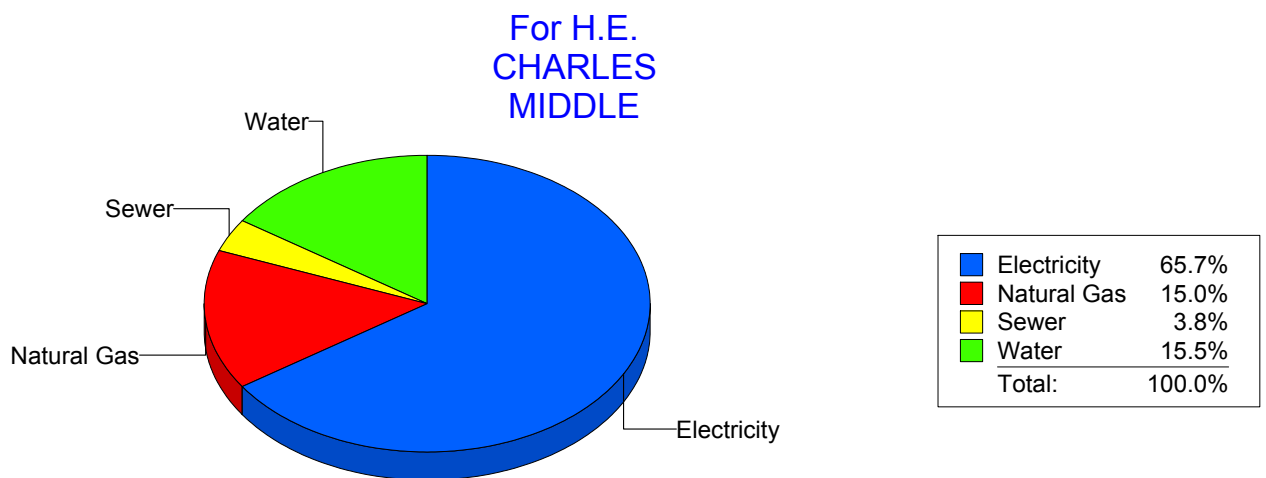
Cost Avoidance Program

Cost Summary Graph

Grouped by Energy Type

Energy Type	Use	Units	Total Cost	Avg Unit Cost	% of Total Cost
Site: H.E. CHARLES MIDDLE - H.E. CHARLES MIDDLE					
Electricity	61,550	KWH	\$8,146.69	0.1324	65.66%
Natural Gas	2,755	CCF	\$1,867.28	0.6778	15.05%
Water	663	CCF	\$1,922.38	2.8995	15.49%
Sewer	204	CCF	\$471.03	2.3090	3.80%

Total Cost: \$12,407.38



Filters: Cost Center Name Not Equal To DoNotReport; Site Name Not Equal To DoNotReport; Billing Period Equal To 200811

el Paso

Energy CAP

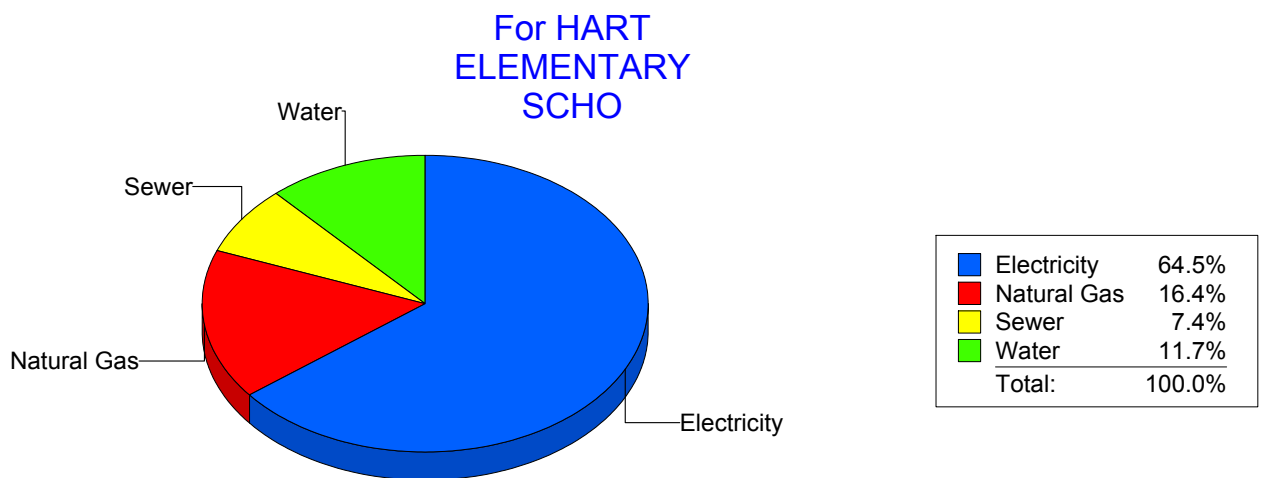
Cost Avoidance Program

Cost Summary Graph

Grouped by Energy Type

Energy Type	Use	Units	Total Cost	Avg Unit Cost	% of Total Cost
Site: HART ELEMENTARY SCHO - HART ELEMENTARY SCHO					
Electricity	22,216	KWH	\$3,343.52	0.1505	64.54%
Natural Gas	1,224	CCF	\$847.48	0.6924	16.36%
Water	314	CCF	\$604.84	1.9262	11.68%
Sewer	189	CCF	\$384.34	2.0335	7.42%

Total Cost: \$5,180.18



Filters: Cost Center Name Not Equal To DoNotReport; Site Name Not Equal To DoNotReport; Billing Period Equal To 200811

elpaso

Energy CAP

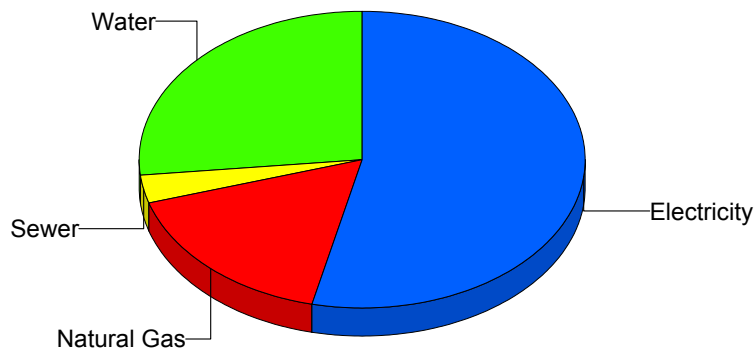
Cost Avoidance Program

Cost Summary Graph

Grouped by Energy Type

Energy Type	Use	Units	Total Cost	Avg Unit Cost	% of Total Cost
Site: HAWKINS ELEMENTARY S - HAWKINS ELEMENTARY S					
Electricity	23,379	KWH	\$3,021.15	0.1292	53.62%
Natural Gas	1,352	CCF	\$932.74	0.6899	16.55%
Water	325	CCF	\$1,496.53	4.6047	26.56%
Sewer	47	CCF	\$184.17	3.9185	3.27%
Total Cost:			\$5,634.59		

For HAWKINS
ELEMENTARY
S



Electricity	53.6%
Natural Gas	16.6%
Sewer	3.3%
Water	26.6%
Total:	100.0%

Filters: Cost Center Name Not Equal To DoNotReport; Site Name Not Equal To DoNotReport; Billing Period Equal To 200811

elpaso

Energy CAP

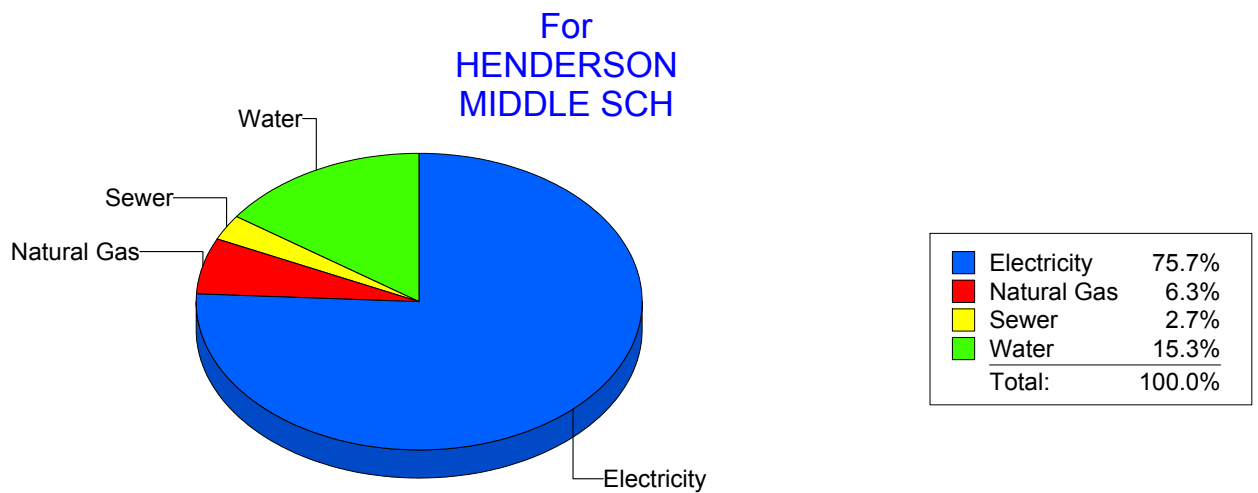
Cost Avoidance Program

Cost Summary Graph

Grouped by Energy Type

Energy Type	Use	Units	Total Cost	Avg Unit Cost	% of Total Cost
Site: HENDERSON MIDDLE SCH - HENDERSON MIDDLE SCH					
Electricity	50,764	KWH	\$6,709.92	0.1322	75.73%
Natural Gas	795	CCF	\$561.72	0.7066	6.34%
Water	572	CCF	\$1,353.62	2.3665	15.28%
Sewer	136	CCF	\$234.96	1.7276	2.65%

Total Cost: \$8,860.22



Filters: Cost Center Name Not Equal To DoNotReport; Site Name Not Equal To DoNotReport; Billing Period Equal To 200811

elpaso

Energy CAP

Cost Avoidance Program

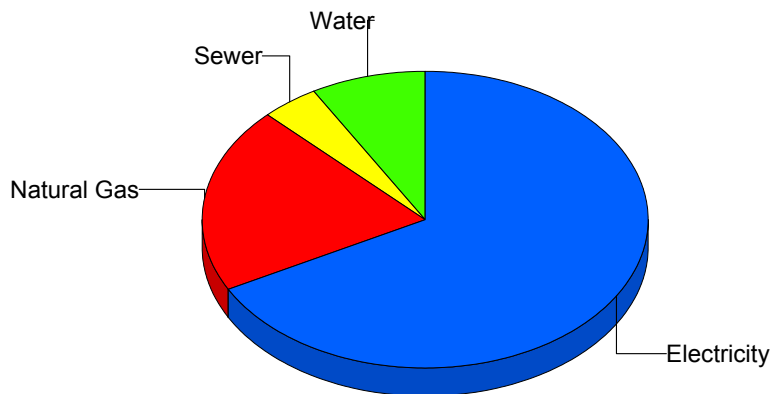
Cost Summary Graph

Grouped by Energy Type

Energy Type	Use	Units	Total Cost	Avg Unit Cost	% of Total Cost
Site: HERCULES COTTAGES - HERCULES COTTAGES					
Electricity	4,219	KWH	\$689.85	0.1635	67.18%
Natural Gas	73	CCF	\$208.68	2.8586	20.32%
Water	26	CCF	\$85.30	3.2808	8.31%
Sewer	10	CCF	\$43.03	4.3030	4.19%

Total Cost: \$1,026.86

For HERCULES
COTTAGES



Electricity	67.2%
Natural Gas	20.3%
Sewer	4.2%
Water	8.3%
Total:	100.0%

Filters: Cost Center Name Not Equal To DoNotReport; Site Name Not Equal To DoNotReport; Billing Period Equal To 200811

elpaso

Energy CAP

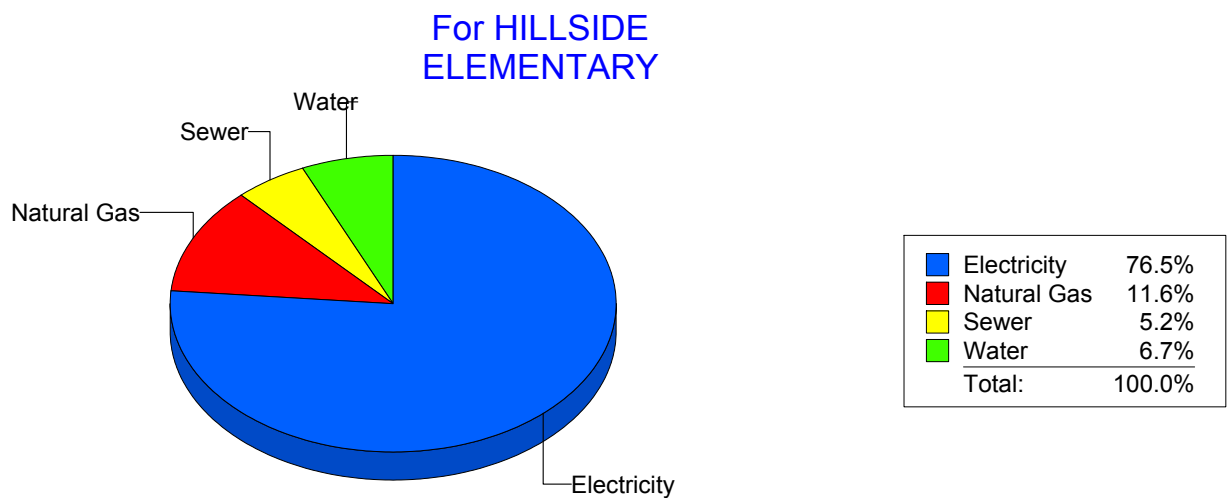
Cost Avoidance Program

Cost Summary Graph

Grouped by Energy Type

Energy Type	Use	Units	Total Cost	Avg Unit Cost	% of Total Cost
Site: HILLSIDE ELEMENTARY - HILLSIDE ELEMENTARY					
Electricity	37,634	KWH	\$6,056.60	0.1609	76.49%
Natural Gas	1,210	CCF	\$920.09	0.7604	11.62%
Water	230	CCF	\$532.54	2.3154	6.73%
Sewer	198	CCF	\$409.40	2.0677	5.17%

Total Cost: \$7,918.63



Filters: Cost Center Name Not Equal To DoNotReport; Site Name Not Equal To DoNotReport; Billing Period Equal To 200811

elpaso

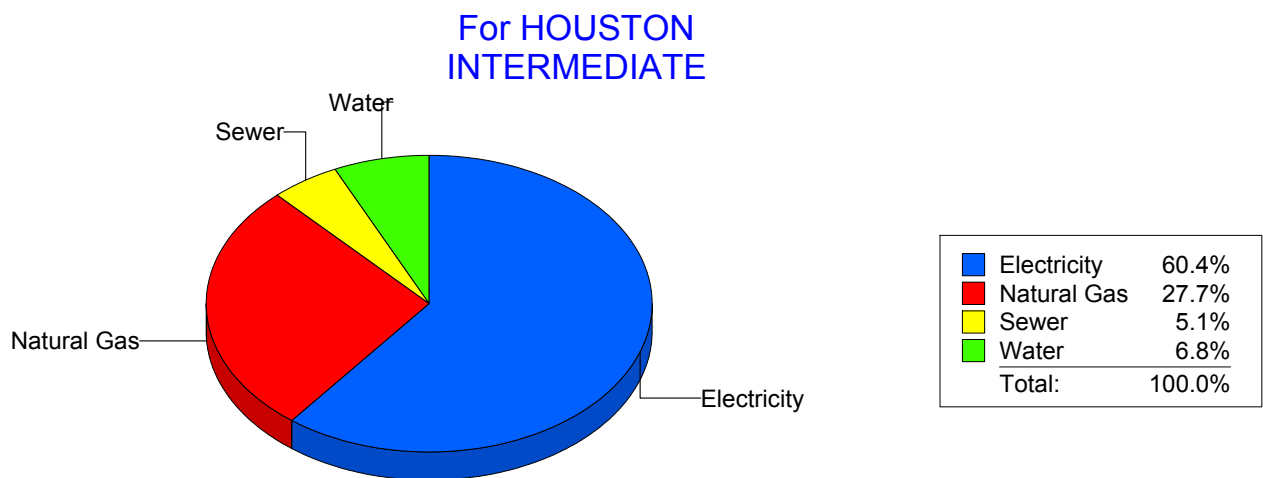
Energy CAP

Cost Avoidance Program

Cost Summary Graph

Grouped by Energy Type

Energy Type	Use	Units	Total Cost	Avg Unit Cost	% of Total Cost
Site: HOUSTON INTERMEDIATE - HOUSTON INTERMEDIATE					
Electricity	23,859	KWH	\$3,267.96	0.1370	60.45%
Natural Gas	2,112	CCF	\$1,495.71	0.7082	27.67%
Water	98	CCF	\$367.92	3.7543	6.81%
Sewer	51	CCF	\$274.73	5.3869	5.08%
Total Cost:			\$5,406.32		



Filters: Cost Center Name Not Equal To DoNotReport; Site Name Not Equal To DoNotReport; Billing Period Equal To 200811

elpaso

Energy CAP

Cost Avoidance Program

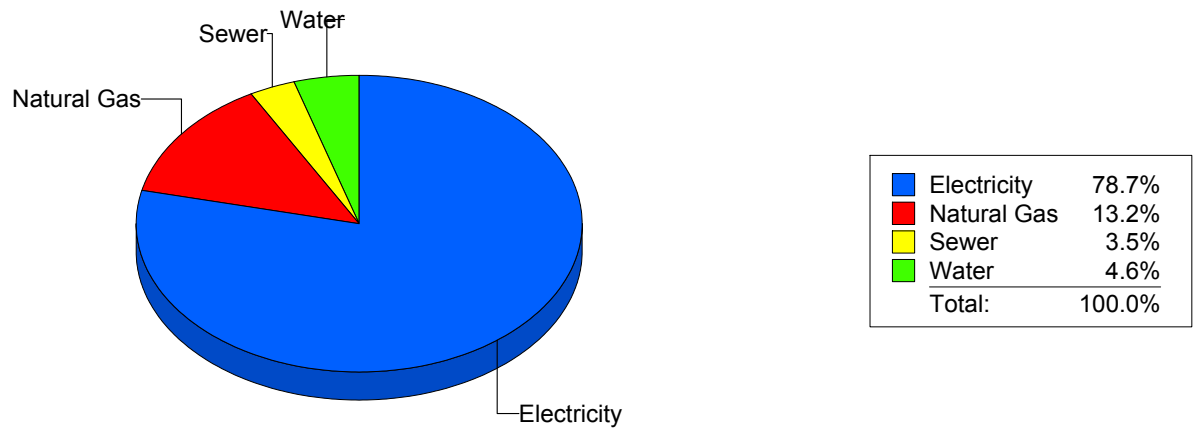
Cost Summary Graph

Grouped by Energy Type

Energy Type	Use	Units	Total Cost	Avg Unit Cost	% of Total Cost
Site: MOYE - HR Moye					
Electricity	51,960	KWH	\$7,351.56	0.1415	78.73%
Natural Gas	1,799	CCF	\$1,230.49	0.6840	13.18%
Water	107	CCF	\$433.09	4.0476	4.64%
Sewer	87	CCF	\$322.44	3.7062	3.45%

Total Cost: \$9,337.58

For HR Moye



Filters: Cost Center Name Not Equal To DoNotReport; Site Name Not Equal To DoNotReport; Billing Period Equal To 200811

elpaso

Energy CAP

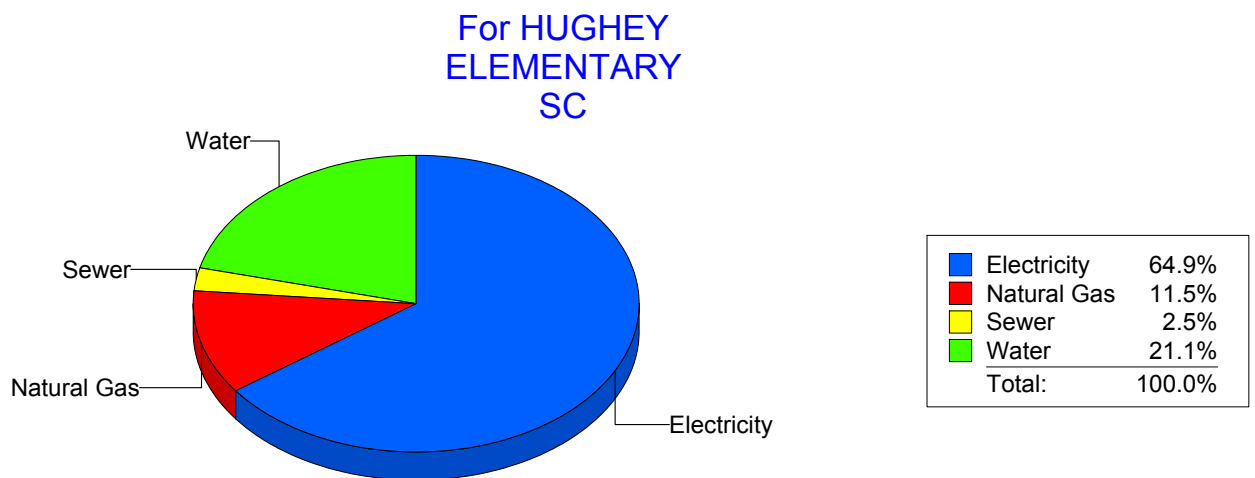
Cost Avoidance Program

Cost Summary Graph

Grouped by Energy Type

Energy Type	Use	Units	Total Cost	Avg Unit Cost	% of Total Cost
Site: HUGHEY ELEMENTARY SC - HUGHEY ELEMENTARY SC					
Electricity	27,960	KWH	\$4,600.61	0.1645	64.88%
Natural Gas	1,176	CCF	\$815.51	0.6935	11.50%
Water	434	CCF	\$1,494.70	3.4440	21.08%
Sewer	93	CCF	\$180.35	1.9392	2.54%

Total Cost: \$7,091.17



Filters: Cost Center Name Not Equal To DoNotReport; Site Name Not Equal To DoNotReport; Billing Period Equal To 200811

elpaso

Energy CAP

Cost Avoidance Program

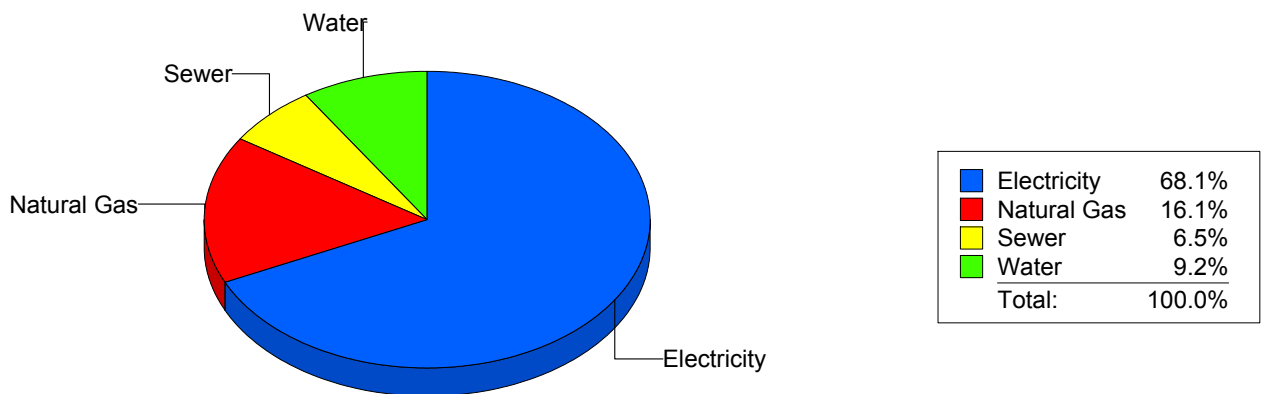
Cost Summary Graph

Grouped by Energy Type

Energy Type	Use	Units	Total Cost	Avg Unit Cost	% of Total Cost
Site: IRVIN HIGH SCHOOL - IRVIN HIGH SCHOOL					
Electricity	112,360	KWH	\$14,287.28	0.1272	68.15%
Natural Gas	4,998	CCF	\$3,374.09	0.6751	16.09%
Water	1,250	CCF	\$1,937.69	1.5502	9.24%
Sewer	967	CCF	\$1,365.70	1.4123	6.51%

Total Cost: \$20,964.76

For IRVIN HIGH SCHOOL



Filters: Cost Center Name Not Equal To DoNotReport; Site Name Not Equal To DoNotReport; Billing Period Equal To 200811

elpaso

Energy CAP

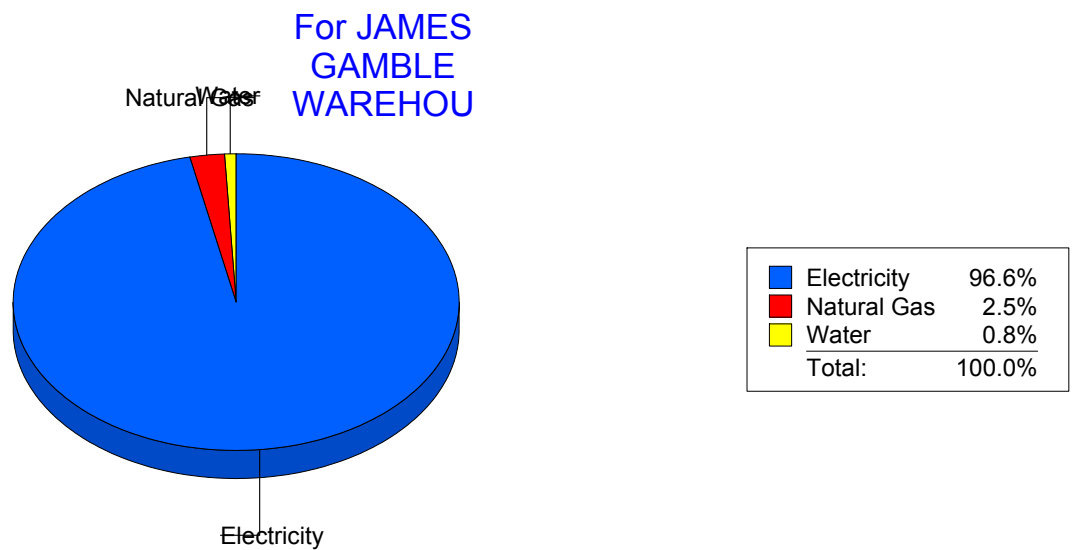
Cost Avoidance Program

Cost Summary Graph

Grouped by Energy Type

Energy Type	Use	Units	Total Cost	Avg Unit Cost	% of Total Cost
Site: JAMES GAMBLE WAREHOU - JAMES GAMBLE WAREHOU					
Electricity	31,000	KWH	\$4,219.92	0.1361	96.63%
Natural Gas	129	CCF	\$110.93	0.8599	2.54%
Water	0	CCF	\$36.36	0.0000	0.83%

Total Cost: \$4,367.21



Filters: Cost Center Name Not Equal To DoNotReport; Site Name Not Equal To DoNotReport; Billing Period Equal To 200811

elpaso

Energy CAP

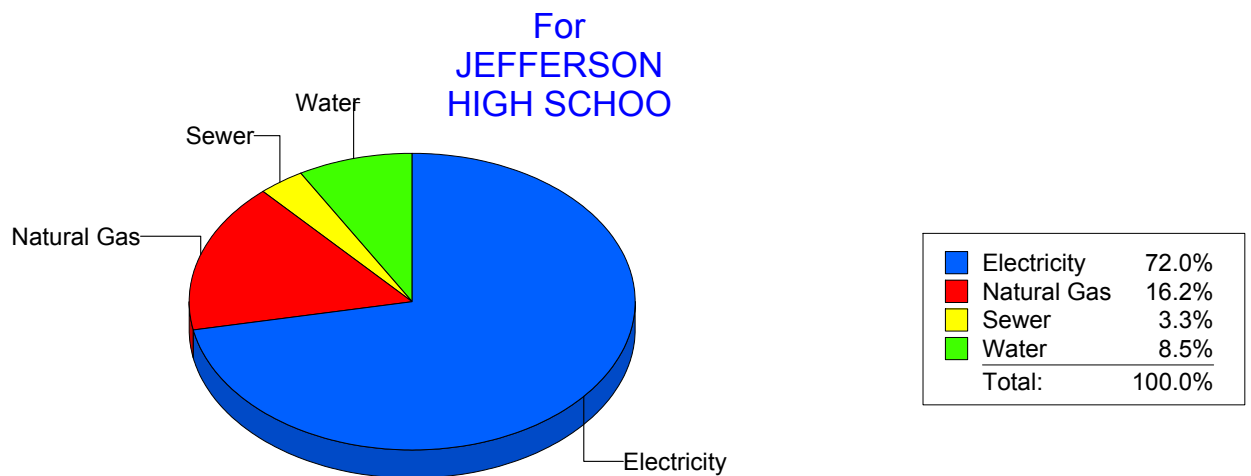
Cost Avoidance Program

Cost Summary Graph

Grouped by Energy Type

Energy Type	Use	Units	Total Cost	Avg Unit Cost	% of Total Cost
Site: JEFFERSON HIGH SCHOO - JEFFERSON HIGH SCHOO					
Electricity	102,584	KWH	\$14,269.57	0.1391	72.04%
Natural Gas	4,462	CCF	\$3,206.80	0.7187	16.19%
Water	790	CCF	\$1,675.29	2.1206	8.46%
Sewer	245	CCF	\$655.70	2.6763	3.31%

Total Cost: \$19,807.36



Filters: Cost Center Name Not Equal To DoNotReport; Site Name Not Equal To DoNotReport; Billing Period Equal To 200811

elpaso

Energy CAP

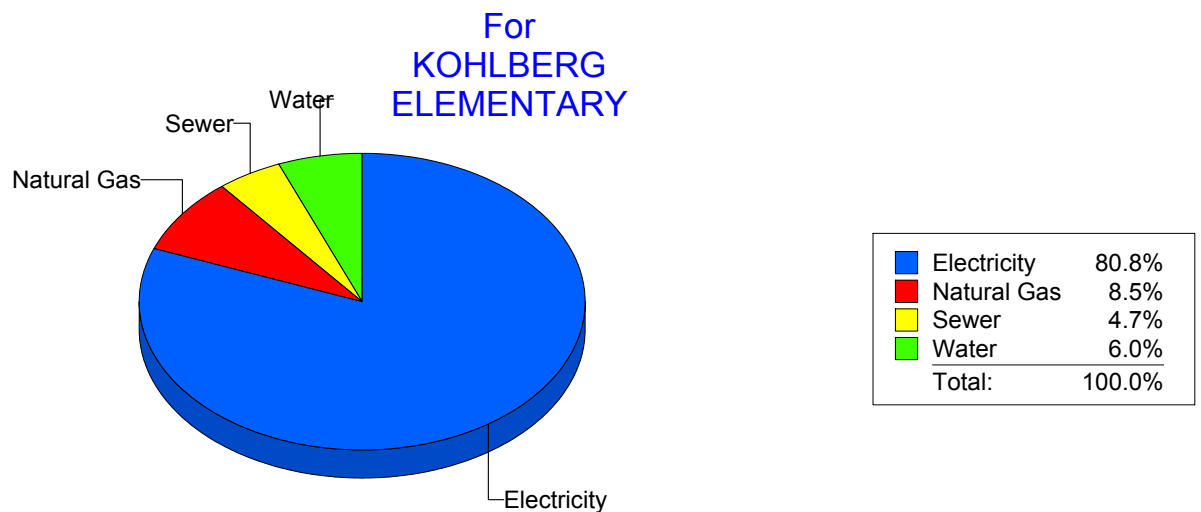
Cost Avoidance Program

Cost Summary Graph

Grouped by Energy Type

Energy Type	Use	Units	Total Cost	Avg Unit Cost	% of Total Cost
Site: KOHLBERG ELEMENTARY - KOHLBERG ELEMENTARY					
Electricity	52,660	KWH	\$8,179.65	0.1553	80.84%
Natural Gas	1,236	CCF	\$855.47	0.6921	8.45%
Water	291	CCF	\$611.28	2.1006	6.04%
Sewer	228	CCF	\$471.57	2.0683	4.66%

Total Cost: \$10,117.97



Filters: Cost Center Name Not Equal To DoNotReport; Site Name Not Equal To DoNotReport; Billing Period Equal To 200811

elpaso

Energy CAP

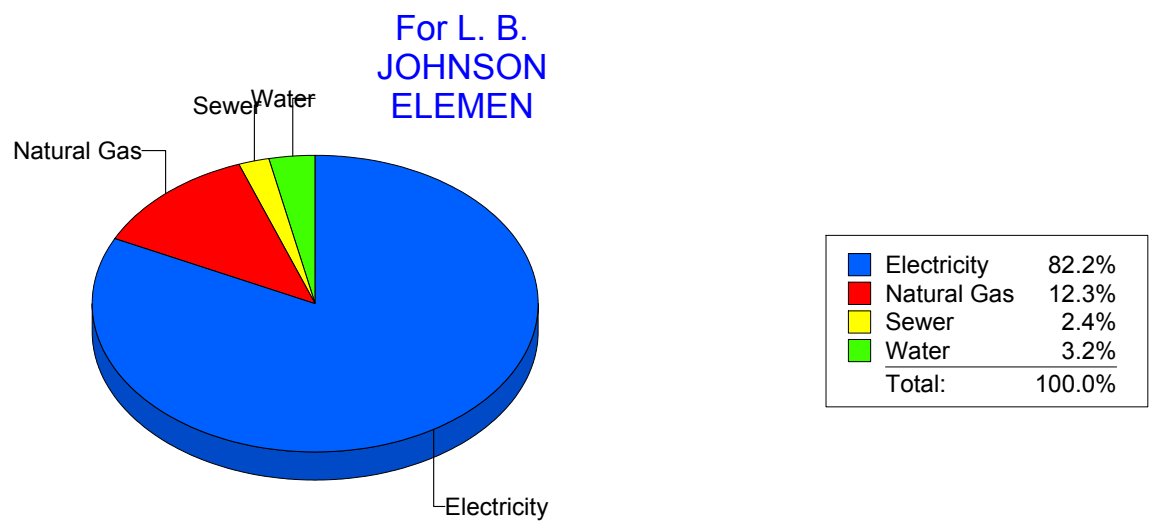
Cost Avoidance Program

Cost Summary Graph

Grouped by Energy Type

Energy Type	Use	Units	Total Cost	Avg Unit Cost	% of Total Cost
Site: L. B. JOHNSON ELEMEN - L. B. JOHNSON ELEMEN					
Electricity	59,550	KWH	\$9,399.68	0.1578	82.17%
Natural Gas	2,007	CCF	\$1,401.47	0.6983	12.25%
Water	178	CCF	\$366.13	2.0569	3.20%
Sewer	156	CCF	\$272.23	1.7451	2.38%

Total Cost: \$11,439.51



Filters: Cost Center Name Not Equal To DoNotReport; Site Name Not Equal To DoNotReport; Billing Period Equal To 200811

elpaso

Energy CAP

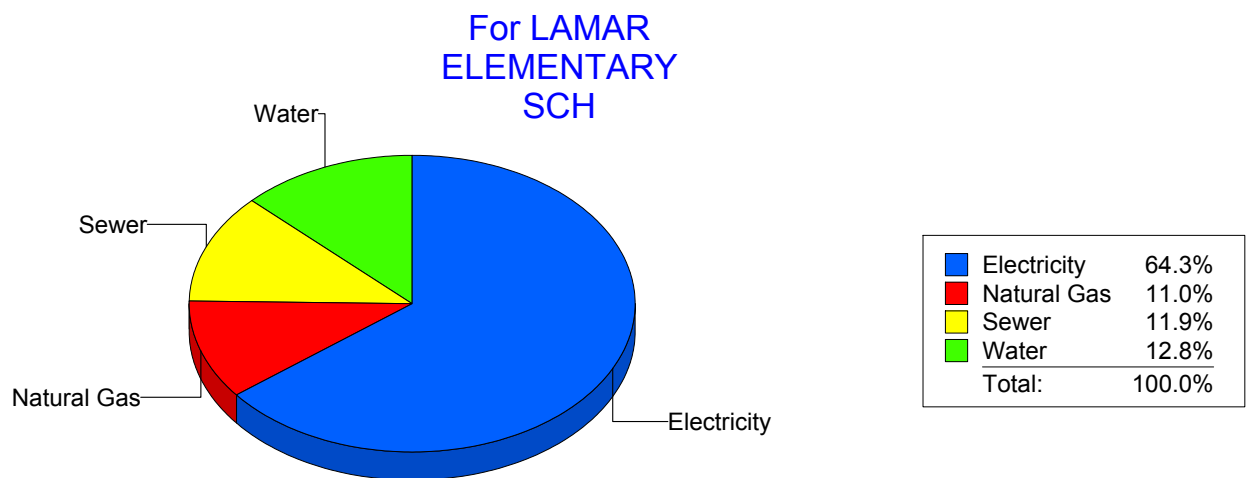
Cost Avoidance Program

Cost Summary Graph

Grouped by Energy Type

Energy Type	Use	Units	Total Cost	Avg Unit Cost	% of Total Cost
Site: LAMAR ELEMENTARY SCH - LAMAR ELEMENTARY SCH					
Electricity	27,600	KWH	\$3,858.16	0.1398	64.35%
Natural Gas	847	CCF	\$659.47	0.7786	11.00%
Water	312	CCF	\$767.36	2.4595	12.80%
Sewer	294	CCF	\$710.84	2.4178	11.86%

Total Cost: \$5,995.83



Filters: Cost Center Name Not Equal To DoNotReport; Site Name Not Equal To DoNotReport; Billing Period Equal To 200811

elpaso

Energy CAP

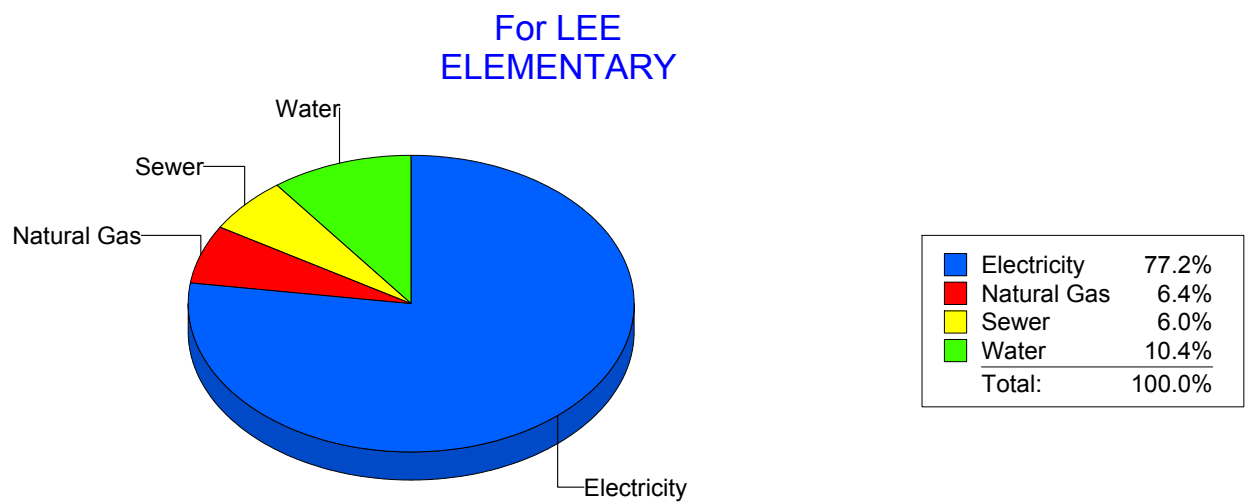
Cost Avoidance Program

Cost Summary Graph

Grouped by Energy Type

Energy Type	Use	Units	Total Cost	Avg Unit Cost	% of Total Cost
Site: LEE ELEMENTARY - LEE ELEMENTARY					
Electricity	34,182	KWH	\$5,274.04	0.1543	77.17%
Natural Gas	531	CCF	\$437.92	0.8247	6.41%
Water	164	CCF	\$711.22	4.3367	10.41%
Sewer	102	CCF	\$411.19	4.0313	6.02%

Total Cost: \$6,834.37



Filters: Cost Center Name Not Equal To DoNotReport; Site Name Not Equal To DoNotReport; Billing Period Equal To 200811

elpaso

Energy CAP

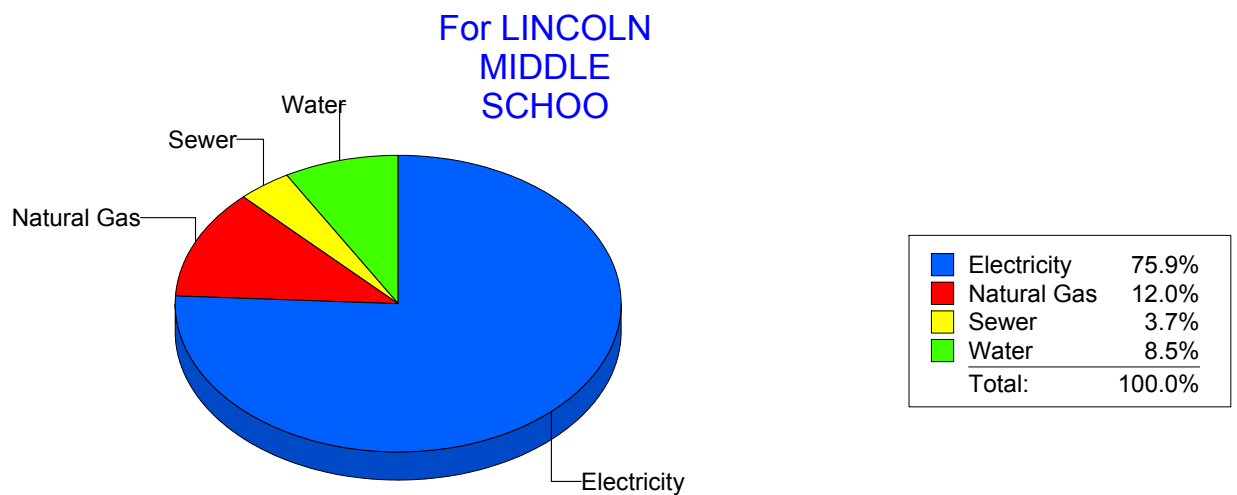
Cost Avoidance Program

Cost Summary Graph

Grouped by Energy Type

Energy Type	Use	Units	Total Cost	Avg Unit Cost	% of Total Cost
Site: LINCOLN MIDDLE SCHOO - LINCOLN MIDDLE SCHOO					
Electricity	124,450	KWH	\$16,986.84	0.1365	75.87%
Natural Gas	3,987	CCF	\$2,677.85	0.6716	11.96%
Water	1,043	CCF	\$1,894.94	1.8168	8.46%
Sewer	546	CCF	\$831.03	1.5220	3.71%

Total Cost: \$22,390.66



Filters: Cost Center Name Not Equal To DoNotReport; Site Name Not Equal To DoNotReport; Billing Period Equal To 200811

el Paso

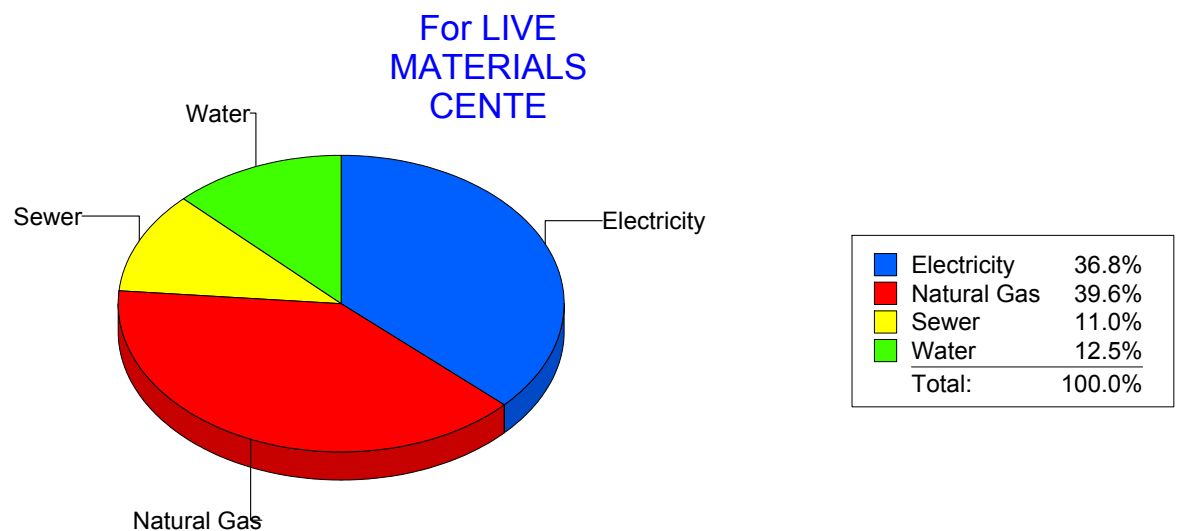
Energy CAP

Cost Avoidance Program

Cost Summary Graph

Grouped by Energy Type

Energy Type	Use	Units	Total Cost	Avg Unit Cost	% of Total Cost
Site: LIVE MATERIALS CENTE - LIVE MATERIALS CENTE					
Electricity		274 KWH	\$75.92	0.2771	36.84%
Natural Gas		26 CCF	\$81.64	3.1400	39.62%
Water		3 CCF	\$25.75	8.5833	12.50%
Sewer		2 CCF	\$22.76	11.3800	11.04%
Total Cost:			\$206.07		



Filters: Cost Center Name Not Equal To DoNotReport; Site Name Not Equal To DoNotReport; Billing Period Equal To 200811

elpaso

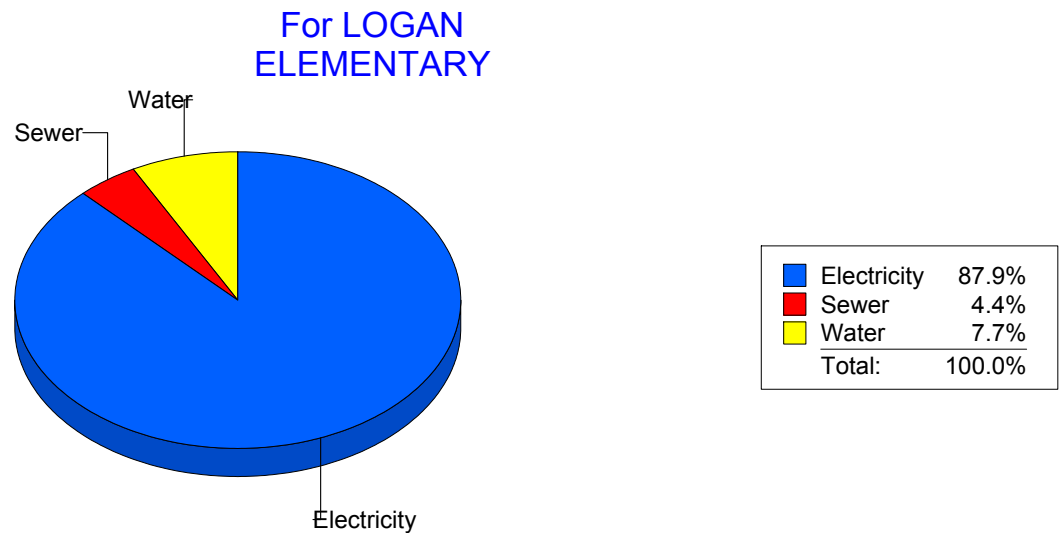
Energy CAP

Cost Avoidance Program

Cost Summary Graph

Grouped by Energy Type

Energy Type	Use	Units	Total Cost	Avg Unit Cost	% of Total Cost
Site: LOGAN ELEMENTARY - LOGAN ELEMENTARY					
Electricity	27,100	KWH	\$3,745.57	0.1382	87.87%
Water	173	CCF	\$329.08	1.9022	7.72%
Sewer	99	CCF	\$187.97	1.8987	4.41%
Total Cost:			\$4,262.62		



Filters: Cost Center Name Not Equal To DoNotReport; Site Name Not Equal To DoNotReport; Billing Period Equal To 200811

elpaso

Energy CAP

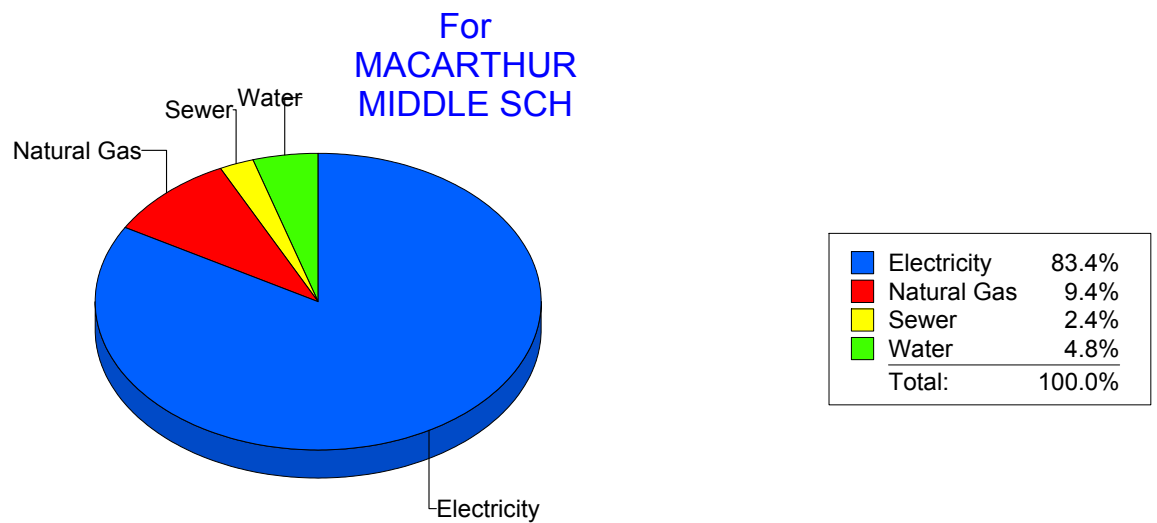
Cost Avoidance Program

Cost Summary Graph

Grouped by Energy Type

Energy Type	Use	Units	Total Cost	Avg Unit Cost	% of Total Cost
Site: MACARTHUR MIDDLE SCH - MACARTHUR MIDDLE SCH					
Electricity	63,920	KWH	\$9,331.65	0.1460	83.42%
Natural Gas	1,524	CCF	\$1,047.30	0.6872	9.36%
Water	140	CCF	\$535.12	3.8223	4.78%
Sewer	156	CCF	\$272.23	1.7451	2.43%

Total Cost: \$11,186.30



Filters: Cost Center Name Not Equal To DoNotReport; Site Name Not Equal To DoNotReport; Billing Period Equal To 200811

elpaso

Energy CAP

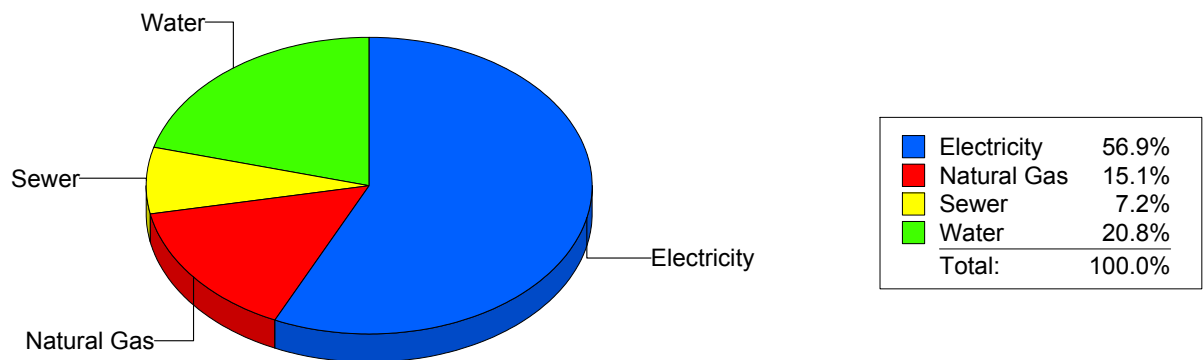
Cost Avoidance Program

Cost Summary Graph

Grouped by Energy Type

Energy Type	Use	Units	Total Cost	Avg Unit Cost	% of Total Cost
Site: MAGOFFIN MIDDLE SCHO - MAGOFFIN MIDDLE SCHO					
Electricity	19,370	KWH	\$2,848.28	0.1470	56.89%
Natural Gas	1,085	CCF	\$755.19	0.6960	15.08%
Water	372	CCF	\$1,043.51	2.8051	20.84%
Sewer	124	CCF	\$359.43	2.8986	7.18%
Total Cost:			\$5,006.41		

For MAGOFFIN
MIDDLE SCHO



Filters: Cost Center Name Not Equal To DoNotReport; Site Name Not Equal To DoNotReport; Billing Period Equal To 200811

elpaso

Energy CAP

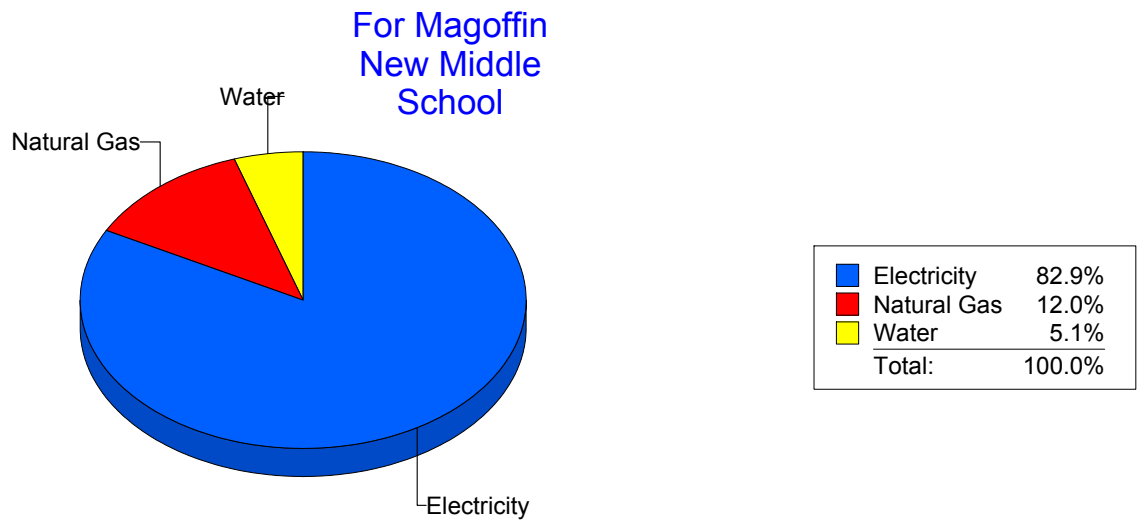
Cost Avoidance Program

Cost Summary Graph

Grouped by Energy Type

Energy Type	Use	Units	Total Cost	Avg Unit Cost	% of Total Cost
Site: MAGOFFINMIDDLESCHOOLN047 - Magoffin New Middle School					
Electricity	103,600	KWH	\$13,134.35	0.1268	82.90%
Natural Gas	2,814	CCF	\$1,906.58	0.6775	12.03%
Water	173	CCF	\$803.51	4.6446	5.07%

Total Cost: \$15,844.44



Filters: Cost Center Name Not Equal To DoNotReport; Site Name Not Equal To DoNotReport; Billing Period Equal To 200811

elpaso

Energy CAP

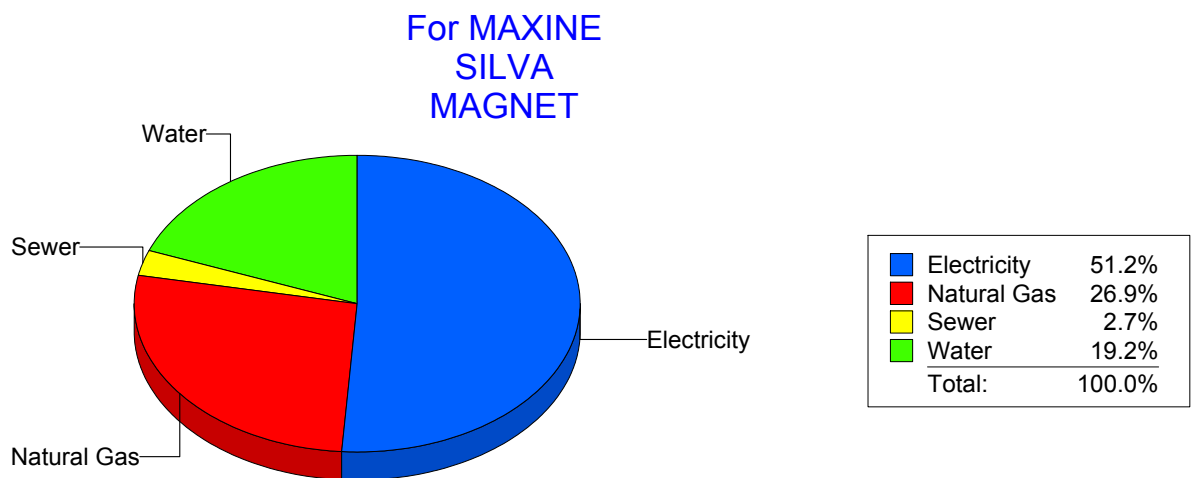
Cost Avoidance Program

Cost Summary Graph

Grouped by Energy Type

Energy Type	Use	Units	Total Cost	Avg Unit Cost	% of Total Cost
Site: MAXINE SILVA MAGNET - MAXINE SILVA MAGNET					
Electricity	45,900	KWH	\$5,846.28	0.1274	51.20%
Natural Gas	4,585	CCF	\$3,070.07	0.6696	26.89%
Water	619	CCF	\$2,197.95	3.5508	19.25%
Sewer	131	CCF	\$303.98	2.3205	2.66%

Total Cost: \$11,418.28



Filters: Cost Center Name Not Equal To DoNotReport; Site Name Not Equal To DoNotReport; Billing Period Equal To 200811

elpaso

Energy CAP

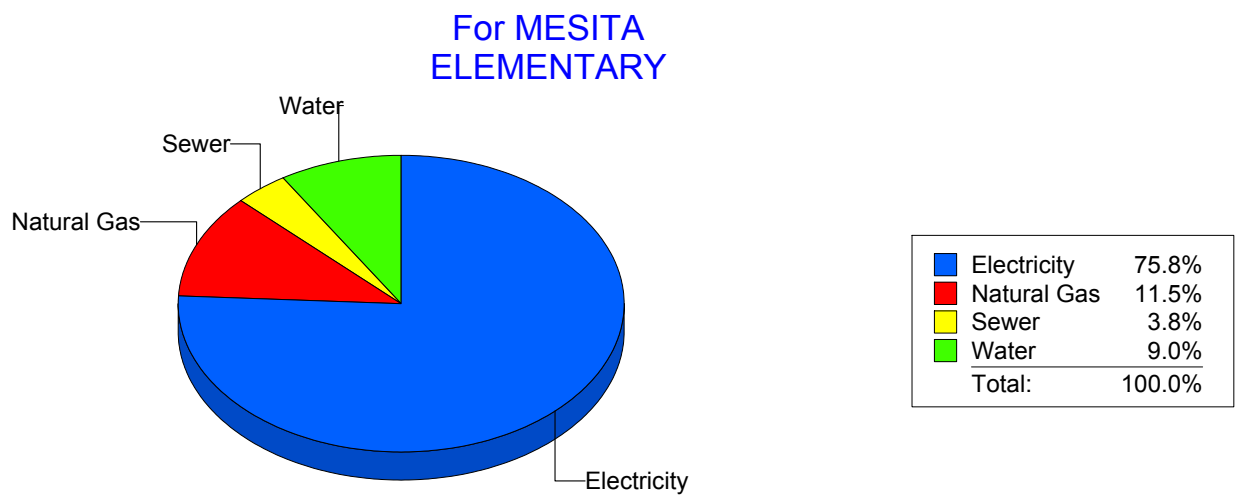
Cost Avoidance Program

Cost Summary Graph

Grouped by Energy Type

Energy Type	Use	Units	Total Cost	Avg Unit Cost	% of Total Cost
Site: MESITA ELEMENTARY - MESITA ELEMENTARY					
Electricity	65,280	KWH	\$8,638.85	0.1323	75.76%
Natural Gas	1,873	CCF	\$1,307.82	0.6982	11.47%
Water	198	CCF	\$1,028.23	5.1931	9.02%
Sewer	170	CCF	\$427.85	2.5168	3.75%

Total Cost: \$11,402.75



Filters: Cost Center Name Not Equal To DoNotReport; Site Name Not Equal To DoNotReport; Billing Period Equal To 200811

el Paso

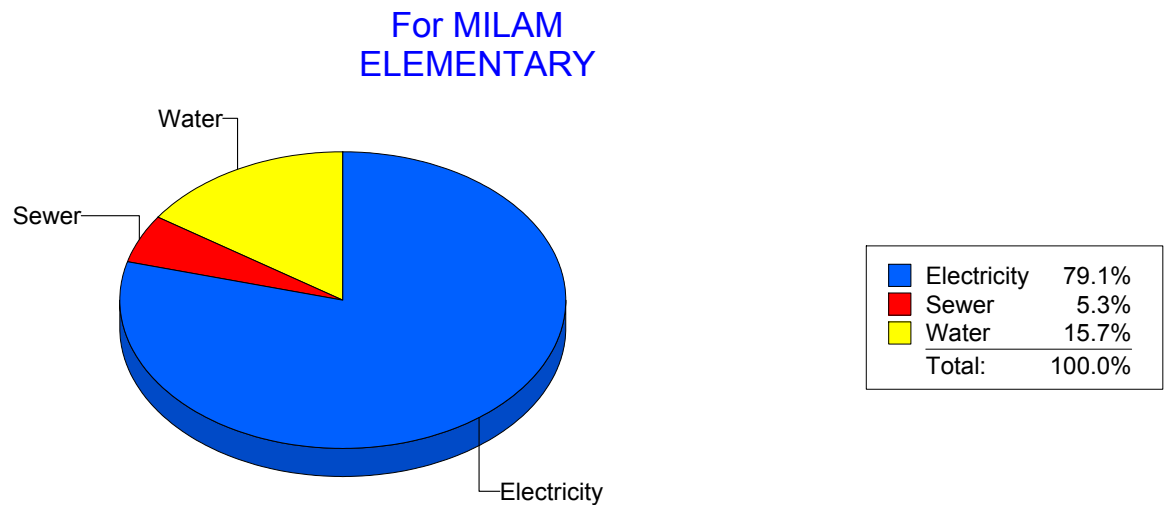
Energy CAP

Cost Avoidance Program

Cost Summary Graph

Grouped by Energy Type

Energy Type	Use	Units	Total Cost	Avg Unit Cost	% of Total Cost
Site: MILAM ELEMENTARY - MILAM ELEMENTARY					
Electricity	33,240	KWH	\$4,444.20	0.1337	79.06%
Water	342	CCF	\$880.44	2.5744	15.66%
Sewer	125	CCF	\$296.36	2.3709	5.27%
Total Cost:			\$5,621.00		



Filters: Cost Center Name Not Equal To DoNotReport; Site Name Not Equal To DoNotReport; Billing Period Equal To 200811

elpaso

Energy CAP

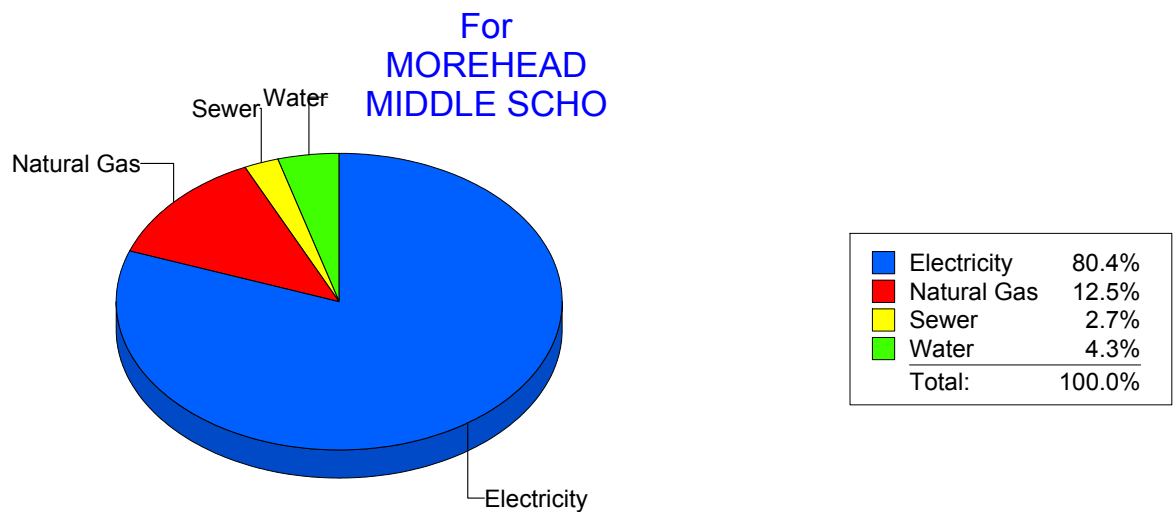
Cost Avoidance Program

Cost Summary Graph

Grouped by Energy Type

Energy Type	Use	Units	Total Cost	Avg Unit Cost	% of Total Cost
Site: MOREHEAD MIDDLE SCHO - MOREHEAD MIDDLE SCHO					
Electricity	91,155	KWH	\$12,575.42	0.1380	80.42%
Natural Gas	2,894	CCF	\$1,959.86	0.6772	12.53%
Water	362	CCF	\$676.26	1.8681	4.32%
Sewer	168	CCF	\$425.31	2.5316	2.72%

Total Cost: \$15,636.85



Filters: Cost Center Name Not Equal To DoNotReport; Site Name Not Equal To DoNotReport; Billing Period Equal To 200811

elpaso

Energy CAP

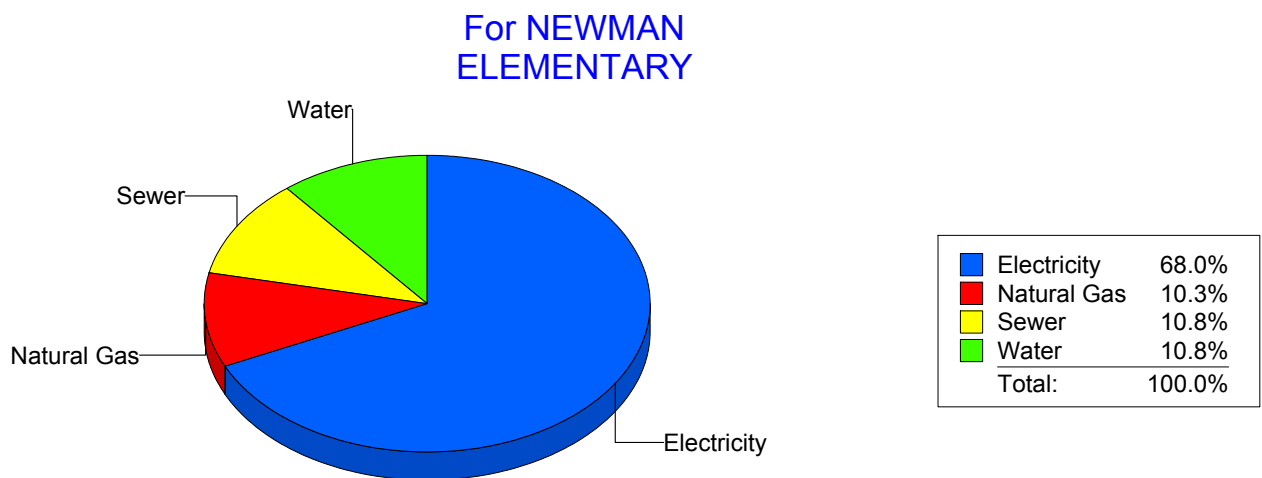
Cost Avoidance Program

Cost Summary Graph

Grouped by Energy Type

Energy Type	Use	Units	Total Cost	Avg Unit Cost	% of Total Cost
Site: NEWMAN ELEMENTARY - NEWMAN ELEMENTARY					
Electricity	27,435	KWH	\$3,933.55	0.1434	68.04%
Natural Gas	753	CCF	\$594.87	0.7900	10.29%
Water	345	CCF	\$627.02	1.8174	10.85%
Sewer	405	CCF	\$626.07	1.5459	10.83%

Total Cost: \$5,781.51



Filters: Cost Center Name Not Equal To DoNotReport; Site Name Not Equal To DoNotReport; Billing Period Equal To 200811

elpaso

Energy CAP

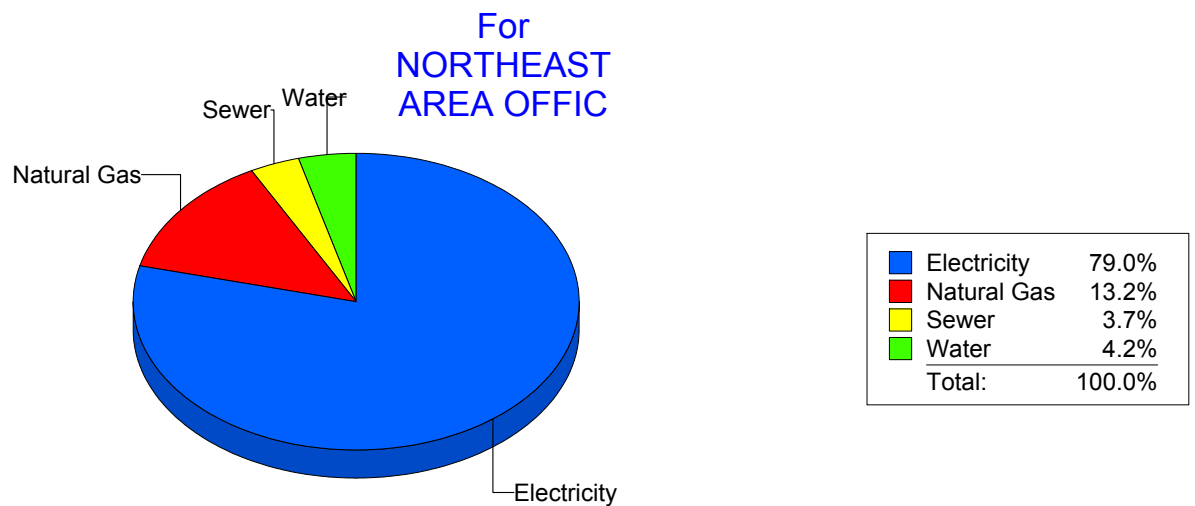
Cost Avoidance Program

Cost Summary Graph

Grouped by Energy Type

Energy Type	Use	Units	Total Cost	Avg Unit Cost	% of Total Cost
Site: NORTHEAST AREA OFFIC - NORTHEAST AREA OFFIC					
Electricity	5,720	KWH	\$1,002.75	0.1753	78.98%
Natural Gas	117	CCF	\$167.11	1.4283	13.16%
Water	7	CCF	\$52.95	7.5643	4.17%
Sewer	6	CCF	\$46.79	7.7983	3.69%

Total Cost: \$1,269.60



Filters: Cost Center Name Not Equal To DoNotReport; Site Name Not Equal To DoNotReport; Billing Period Equal To 200811

elpaso

Energy CAP

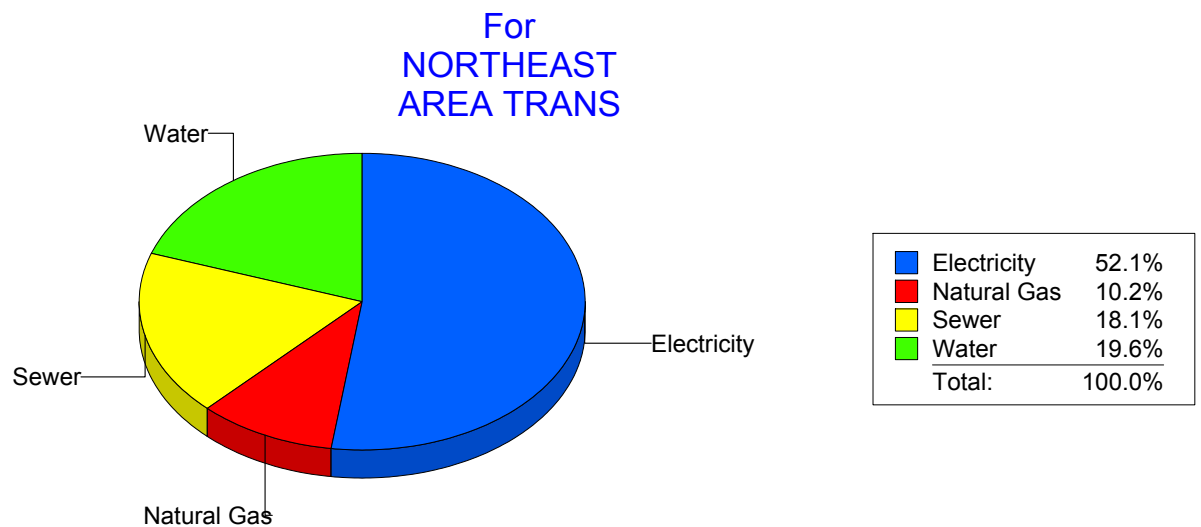
Cost Avoidance Program

Cost Summary Graph

Grouped by Energy Type

Energy Type	Use	Units	Total Cost	Avg Unit Cost	% of Total Cost
Site: NORTHEAST AREA TRANS - NORTHEAST AREA TRANS					
Electricity	6,189	KWH	\$787.47	0.1272	52.09%
Natural Gas	152	CCF	\$153.76	1.0116	10.17%
Water	71	CCF	\$296.43	4.1751	19.61%
Sewer	49	CCF	\$274.18	5.5955	18.14%

Total Cost: \$1,511.84



Filters: Cost Center Name Not Equal To DoNotReport; Site Name Not Equal To DoNotReport; Billing Period Equal To 200811

elpaso

Energy CAP

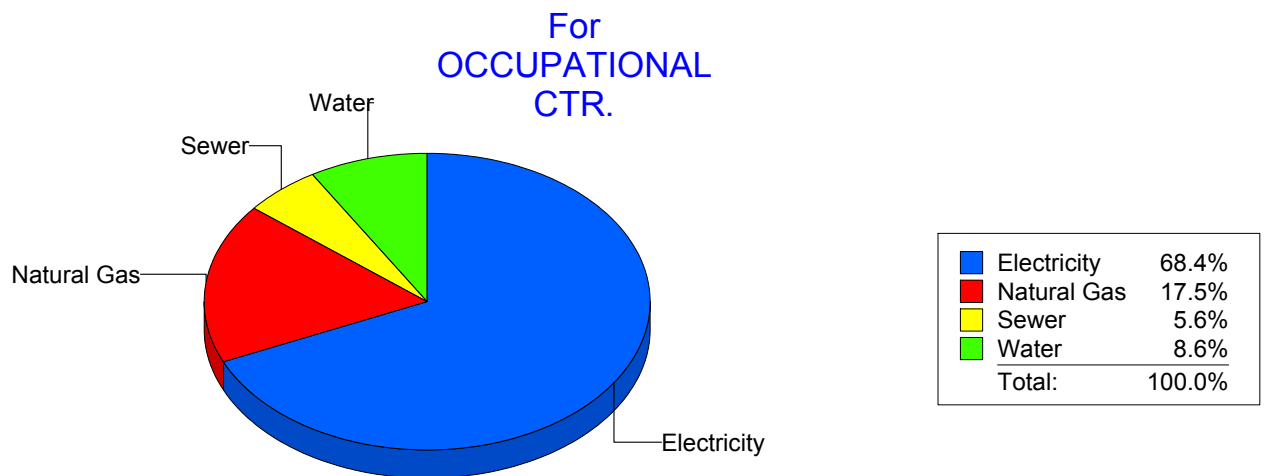
Cost Avoidance Program

Cost Summary Graph

Grouped by Energy Type

Energy Type	Use	Units	Total Cost	Avg Unit Cost	% of Total Cost
Site: OCCUPATIONAL CTR. - OCCUPATIONAL CTR.					
Electricity	6,700	KWH	\$948.49	0.1416	68.38%
Natural Gas	321	CCF	\$242.33	0.7549	17.47%
Water	28	CCF	\$118.82	4.2436	8.57%
Sewer	22	CCF	\$77.42	3.5191	5.58%

Total Cost: \$1,387.06



Filters: Cost Center Name Not Equal To DoNotReport; Site Name Not Equal To DoNotReport; Billing Period Equal To 200811

elpaso

Energy CAP

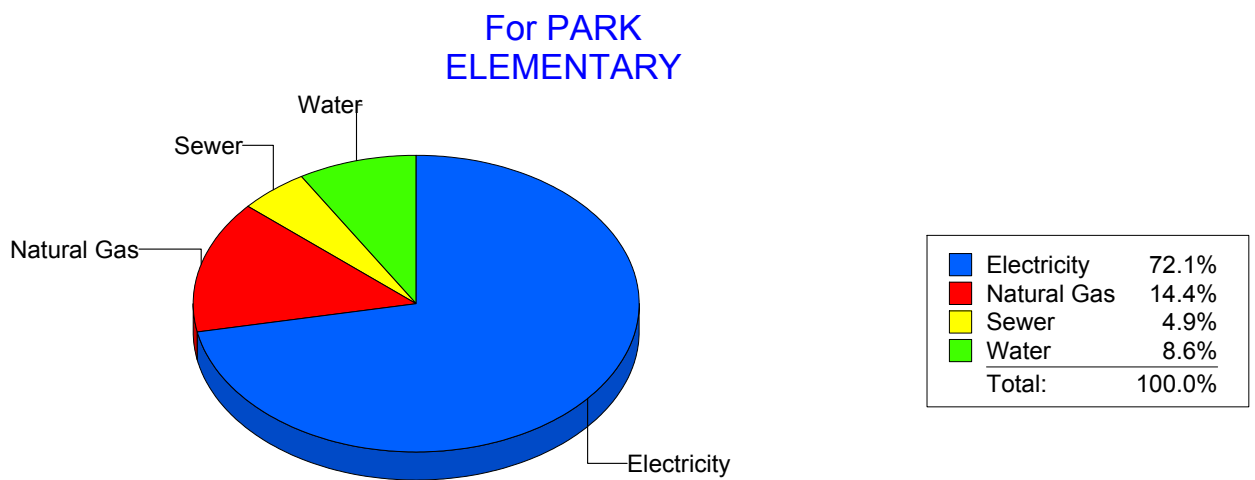
Cost Avoidance Program

Cost Summary Graph

Grouped by Energy Type

Energy Type	Use	Units	Total Cost	Avg Unit Cost	% of Total Cost
Site: PARK ELEMENTARY - PARK ELEMENTARY					
Electricity	28,767	KWH	\$4,760.93	0.1655	72.05%
Natural Gas	1,303	CCF	\$952.89	0.7313	14.42%
Water	223	CCF	\$569.91	2.5557	8.63%
Sewer	118	CCF	\$323.82	2.7442	4.90%

Total Cost: \$6,607.55



Filters: Cost Center Name Not Equal To DoNotReport; Site Name Not Equal To DoNotReport; Billing Period Equal To 200811

elpaso

Energy CAP

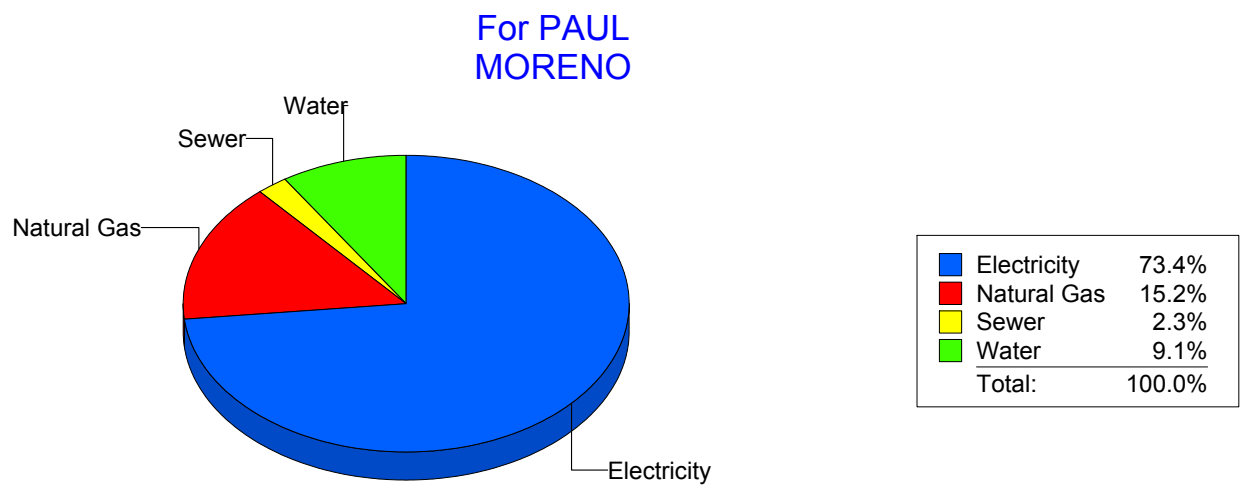
Cost Avoidance Program

Cost Summary Graph

Grouped by Energy Type

Energy Type	Use	Units	Total Cost	Avg Unit Cost	% of Total Cost
Site: PAUL MORENO - PAUL MORENO					
Electricity	56,100	KWH	\$7,635.33	0.1361	73.40%
Natural Gas	2,283	CCF	\$1,582.33	0.6931	15.21%
Water	238	CCF	\$942.48	3.9600	9.06%
Sewer	82	CCF	\$241.75	2.9482	2.32%

Total Cost: \$10,401.89



Filters: Cost Center Name Not Equal To DoNotReport; Site Name Not Equal To DoNotReport; Billing Period Equal To 200811

elpaso

Energy CAP

Cost Avoidance Program

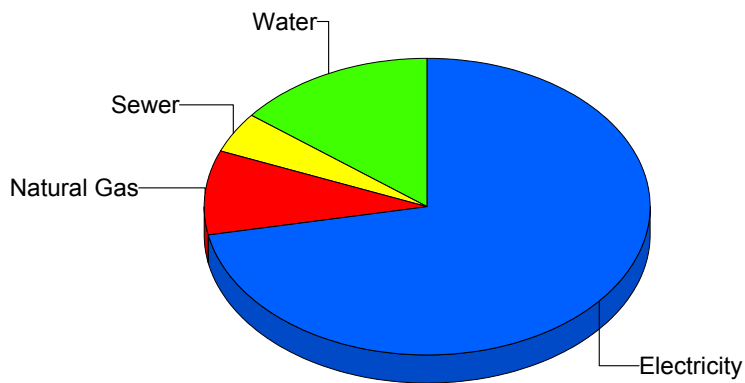
Cost Summary Graph

Grouped by Energy Type

Energy Type	Use	Units	Total Cost	Avg Unit Cost	% of Total Cost
Site: POLK ELEMENTARY - POLK ELEMENTARY					
Electricity	33,100	KWH	\$5,432.57	0.1641	71.92%
Natural Gas	931	CCF	\$685.40	0.7362	9.07%
Water	435	CCF	\$1,100.13	2.5290	14.56%
Sewer	156	CCF	\$335.73	2.1521	4.44%

Total Cost: \$7,553.83

For POLK
ELEMENTARY



Electricity	71.9%
Natural Gas	9.1%
Sewer	4.4%
Water	14.6%
Total:	100.0%

Filters: Cost Center Name Not Equal To DoNotReport; Site Name Not Equal To DoNotReport; Billing Period Equal To 200811

el Paso

Energy CAP

Cost Avoidance Program

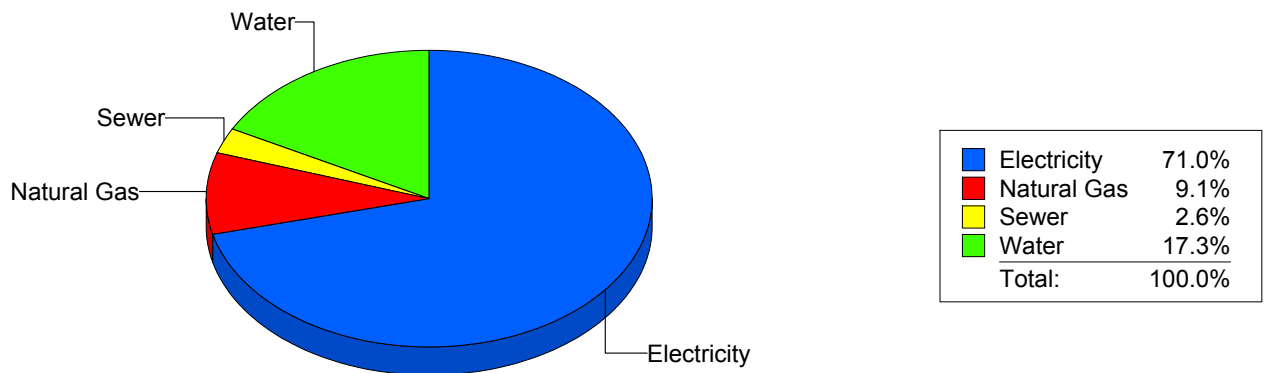
Cost Summary Graph

Grouped by Energy Type

Energy Type	Use	Units	Total Cost	Avg Unit Cost	% of Total Cost
Site: PUTNAM ELEMENTARY - PUTNAM ELEMENTARY					
Electricity	31,032	KWH	\$4,854.51	0.1564	71.02%
Natural Gas	831	CCF	\$619.05	0.7449	9.06%
Water	335	CCF	\$1,181.43	3.5267	17.28%
Sewer	85	CCF	\$180.67	2.1255	2.64%

Total Cost: \$6,835.66

**For PUTNAM
ELEMENTARY**



Filters: Cost Center Name Not Equal To DoNotReport; Site Name Not Equal To DoNotReport; Billing Period Equal To 200811

elpaso

Energy CAP

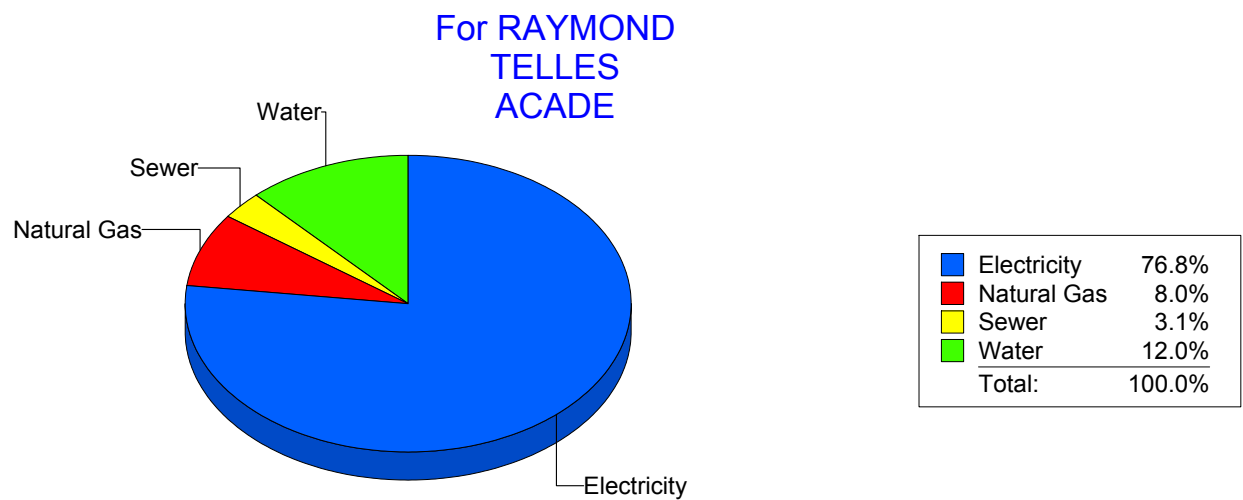
Cost Avoidance Program

Cost Summary Graph

Grouped by Energy Type

Energy Type	Use	Units	Total Cost	Avg Unit Cost	% of Total Cost
Site: RAYMOND TELLES ACADE - RAYMOND TELLES ACADE					
Electricity	38,400	KWH	\$5,179.85	0.1349	76.83%
Natural Gas	766	CCF	\$542.40	0.7081	8.05%
Water	221	CCF	\$812.14	3.6748	12.05%
Sewer	55	CCF	\$207.46	3.7720	3.08%

Total Cost: \$6,741.85



Filters: Cost Center Name Not Equal To DoNotReport; Site Name Not Equal To DoNotReport; Billing Period Equal To 200811

el Paso

Energy CAP

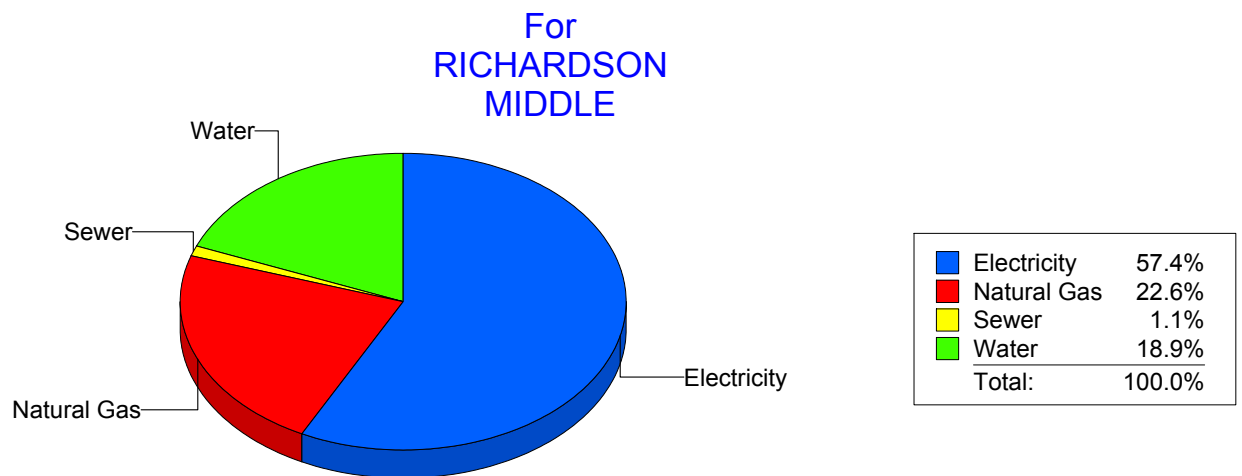
Cost Avoidance Program

Cost Summary Graph

Grouped by Energy Type

Energy Type	Use	Units	Total Cost	Avg Unit Cost	% of Total Cost
Site: RICHARDSON MIDDLE - RICHARDSON MIDDLE					
Electricity	87,000	KWH	\$12,045.64	0.1385	57.37%
Natural Gas	7,125	CCF	\$4,736.02	0.6647	22.56%
Water	879	CCF	\$3,977.03	4.5245	18.94%
Sewer	78	CCF	\$236.67	3.0342	1.13%

Total Cost: \$20,995.36



Filters: Cost Center Name Not Equal To DoNotReport; Site Name Not Equal To DoNotReport; Billing Period Equal To 200811

elpaso

Energy CAP

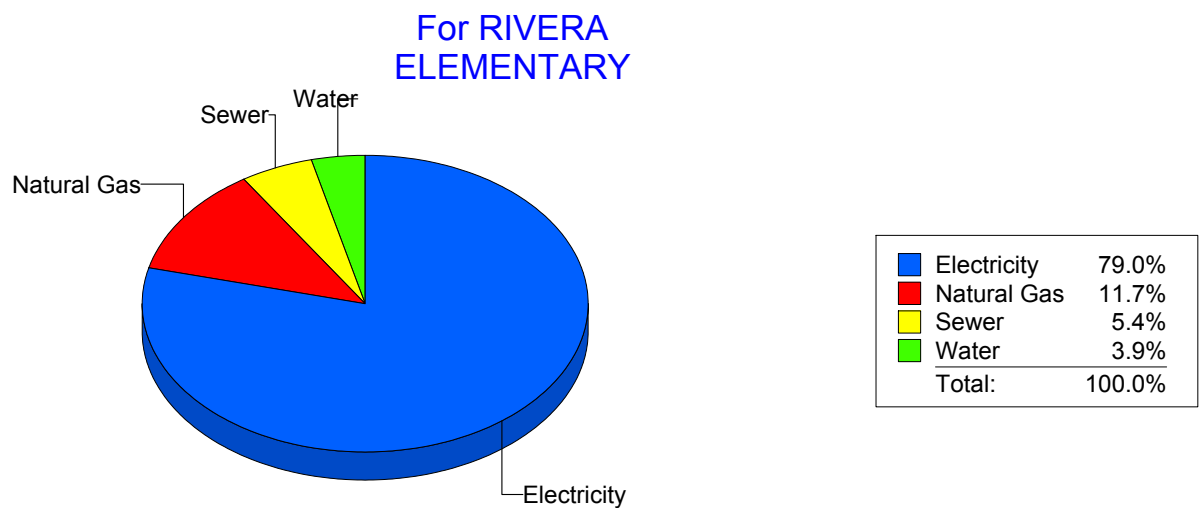
Cost Avoidance Program

Cost Summary Graph

Grouped by Energy Type

Energy Type	Use	Units	Total Cost	Avg Unit Cost	% of Total Cost
Site: RIVERA ELEMENTARY - RIVERA ELEMENTARY					
Electricity	52,800	KWH	\$7,288.79	0.1380	78.97%
Natural Gas	1,534	CCF	\$1,083.60	0.7064	11.74%
Water	163	CCF	\$361.54	2.2180	3.92%
Sewer	282	CCF	\$495.75	1.7580	5.37%

Total Cost: \$9,229.68



Filters: Cost Center Name Not Equal To DoNotReport; Site Name Not Equal To DoNotReport; Billing Period Equal To 200811

el Paso

Energy CAP

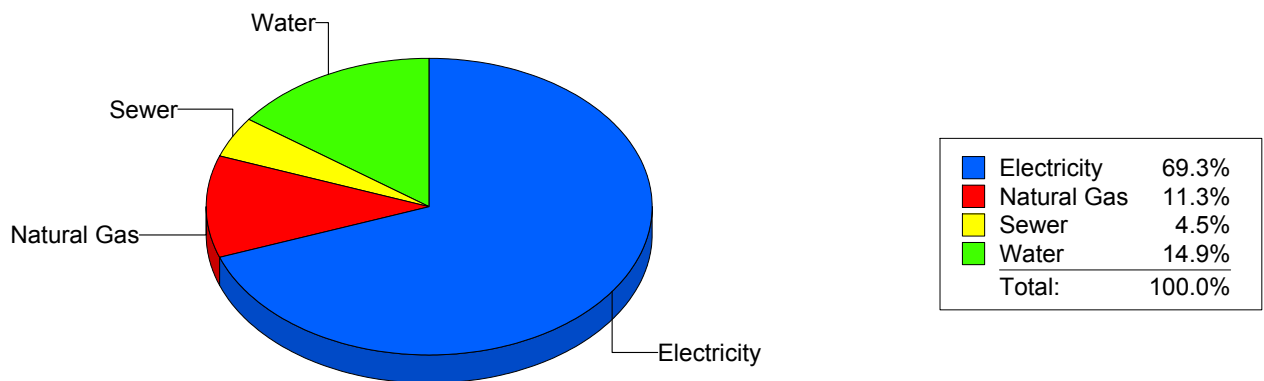
Cost Avoidance Program

Cost Summary Graph

Grouped by Energy Type

Energy Type	Use	Units	Total Cost	Avg Unit Cost	% of Total Cost
Site: ROBERTS ELEMENTARY - ROBERTS ELEMENTARY					
Electricity	45,113	KWH	\$5,762.49	0.1277	69.35%
Natural Gas	1,314	CCF	\$936.31	0.7126	11.27%
Water	477	CCF	\$1,241.05	2.6018	14.93%
Sewer	271	CCF	\$369.97	1.3652	4.45%
Total Cost:			\$8,309.82		

For ROBERTS
ELEMENTARY



Filters: Cost Center Name Not Equal To DoNotReport; Site Name Not Equal To DoNotReport; Billing Period Equal To 200811

elpaso

Energy CAP

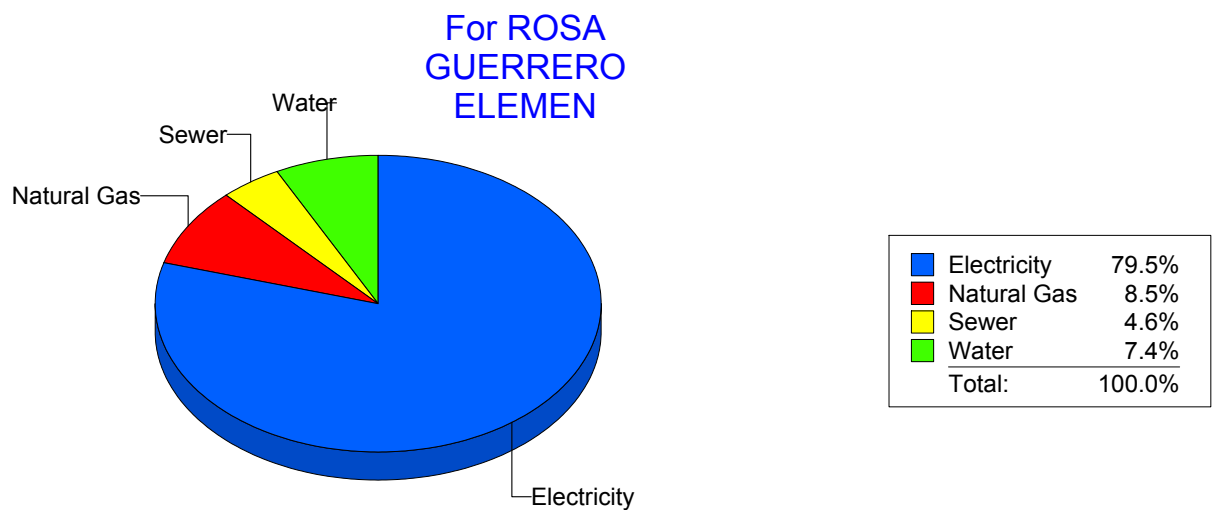
Cost Avoidance Program

Cost Summary Graph

Grouped by Energy Type

Energy Type	Use	Units	Total Cost	Avg Unit Cost	% of Total Cost
Site: ROSA GUERRERO ELEMEN - ROSA GUERRERO ELEMEN					
Electricity	46,900	KWH	\$7,283.19	0.1553	79.52%
Natural Gas	1,080	CCF	\$776.59	0.7191	8.48%
Water	376	CCF	\$674.65	1.7943	7.37%
Sewer	177	CCF	\$424.64	2.3991	4.64%

Total Cost: \$9,159.07



Filters: Cost Center Name Not Equal To DoNotReport; Site Name Not Equal To DoNotReport; Billing Period Equal To 200811

elpaso

Energy CAP

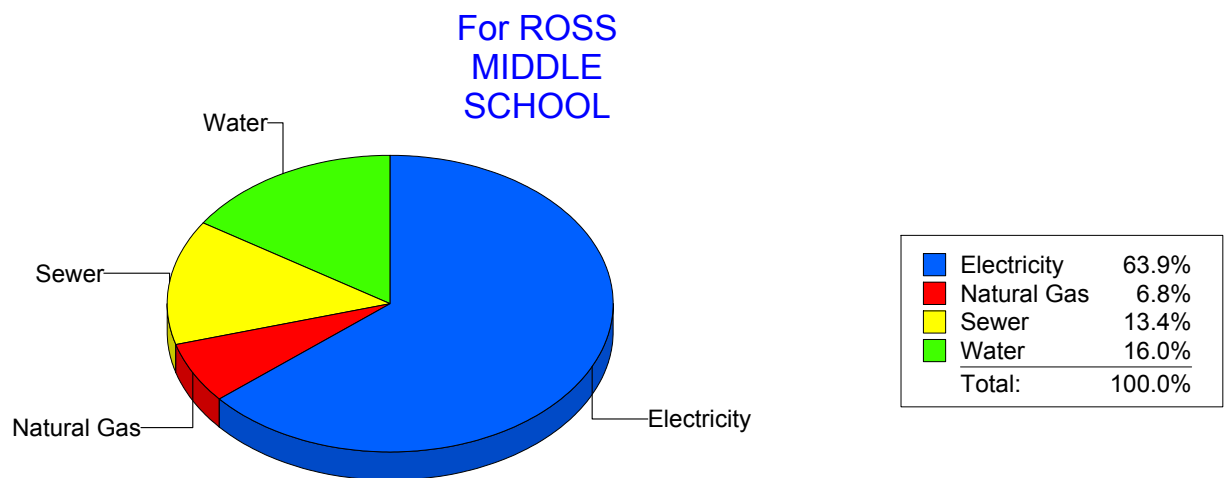
Cost Avoidance Program

Cost Summary Graph

Grouped by Energy Type

Energy Type	Use	Units	Total Cost	Avg Unit Cost	% of Total Cost
Site: ROSS MIDDLE SCHOOL - ROSS MIDDLE SCHOOL					
Electricity	43,759	KWH	\$6,219.46	0.1421	63.91%
Natural Gas	941	CCF	\$658.97	0.7003	6.77%
Water	985	CCF	\$1,553.44	1.5771	15.96%
Sewer	915	CCF	\$1,299.66	1.4204	13.36%

Total Cost: \$9,731.53



Filters: Cost Center Name Not Equal To DoNotReport; Site Name Not Equal To DoNotReport; Billing Period Equal To 200811

elpaso

Energy CAP

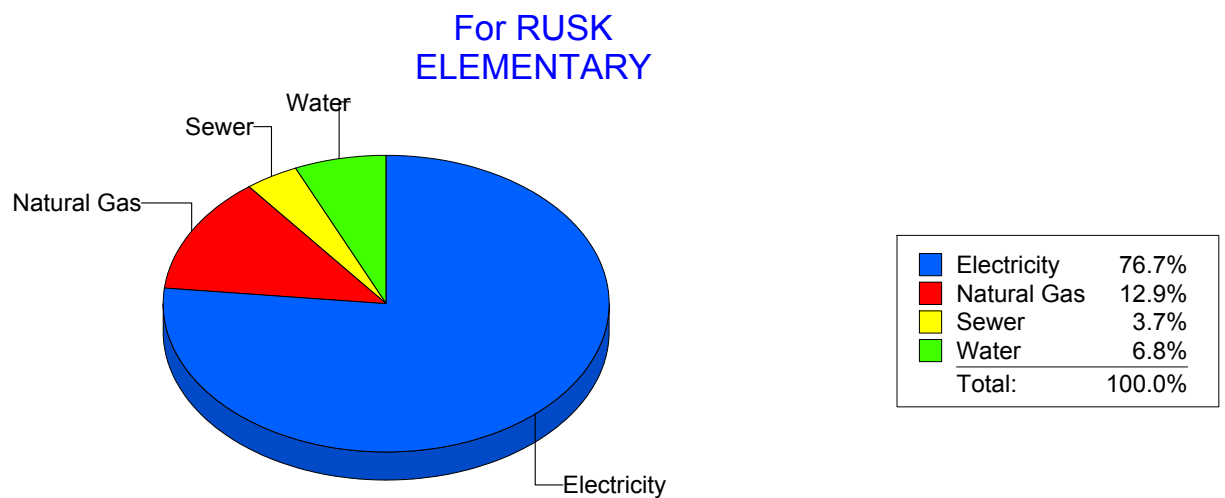
Cost Avoidance Program

Cost Summary Graph

Grouped by Energy Type

Energy Type	Use	Units	Total Cost	Avg Unit Cost	% of Total Cost
Site: RUSK ELEMENTARY - RUSK ELEMENTARY					
Electricity	28,953	KWH	\$4,179.52	0.1444	76.67%
Natural Gas	966	CCF	\$703.39	0.7281	12.90%
Water	174	CCF	\$369.15	2.1216	6.77%
Sewer	100	CCF	\$199.35	1.9935	3.66%

Total Cost: \$5,451.41



Filters: Cost Center Name Not Equal To DoNotReport; Site Name Not Equal To DoNotReport; Billing Period Equal To 200811

elpaso

Energy CAP

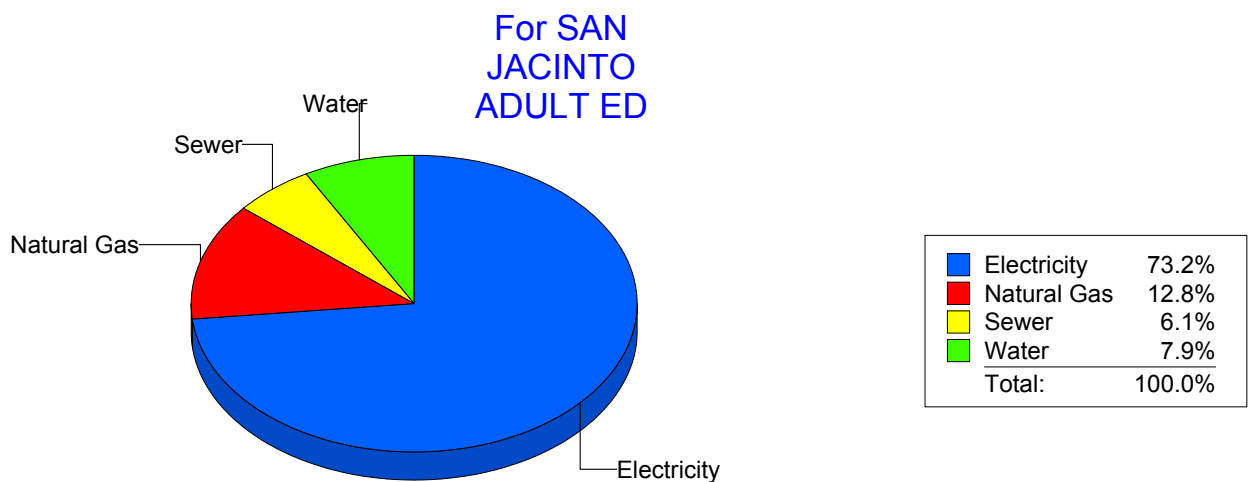
Cost Avoidance Program

Cost Summary Graph

Grouped by Energy Type

Energy Type	Use	Units	Total Cost	Avg Unit Cost	% of Total Cost
Site: SAN JACINTO ADULT ED - SAN JACINTO ADULT ED					
Electricity	7,100	KWH	\$1,330.27	0.1874	73.24%
Natural Gas	305	CCF	\$231.72	0.7597	12.76%
Water	56	CCF	\$143.83	2.5684	7.92%
Sewer	44	CCF	\$110.50	2.5114	6.08%

Total Cost: \$1,816.32



Filters: Cost Center Name Not Equal To DoNotReport; Site Name Not Equal To DoNotReport; Billing Period Equal To 200811

elpaso

Energy CAP

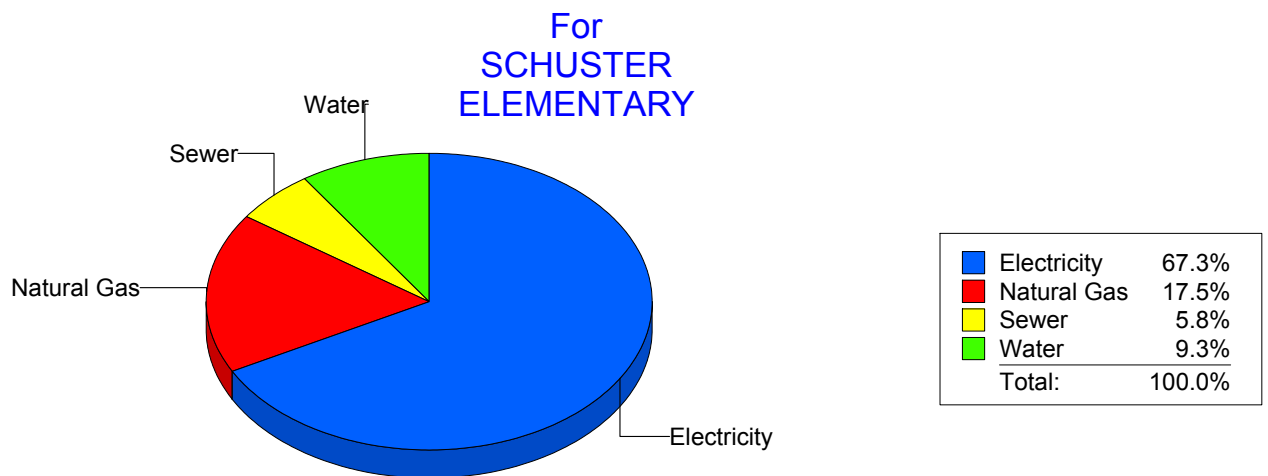
Cost Avoidance Program

Cost Summary Graph

Grouped by Energy Type

Energy Type	Use	Units	Total Cost	Avg Unit Cost	% of Total Cost
Site: SCHUSTER ELEMENTARY - SCHUSTER ELEMENTARY					
Electricity	17,760	KWH	\$2,577.46	0.1451	67.32%
Natural Gas	959	CCF	\$670.95	0.6996	17.52%
Water	203	CCF	\$356.98	1.7585	9.32%
Sewer	127	CCF	\$223.53	1.7601	5.84%

Total Cost: \$3,828.92



Filters: Cost Center Name Not Equal To DoNotReport; Site Name Not Equal To DoNotReport; Billing Period Equal To 200811

elpaso

Energy CAP

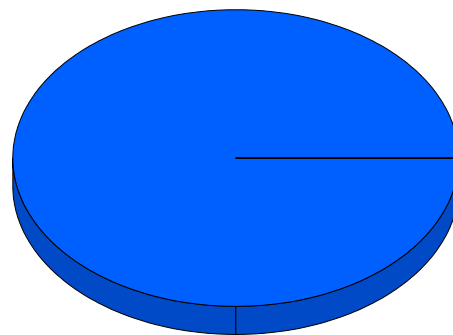
Cost Avoidance Program

Cost Summary Graph

Grouped by Energy Type

Energy Type	Use	Units	Total Cost	Avg Unit Cost	% of Total Cost
Site: SKYPARKIB1 - Sky Park I B1					
Electricity	1,789	KWH	\$295.76	0.1653	100.00%
Total Cost:			\$295.76		

For Sky Park I
B1



Electricity

■	Electricity	100.0%
	Total:	100.0%

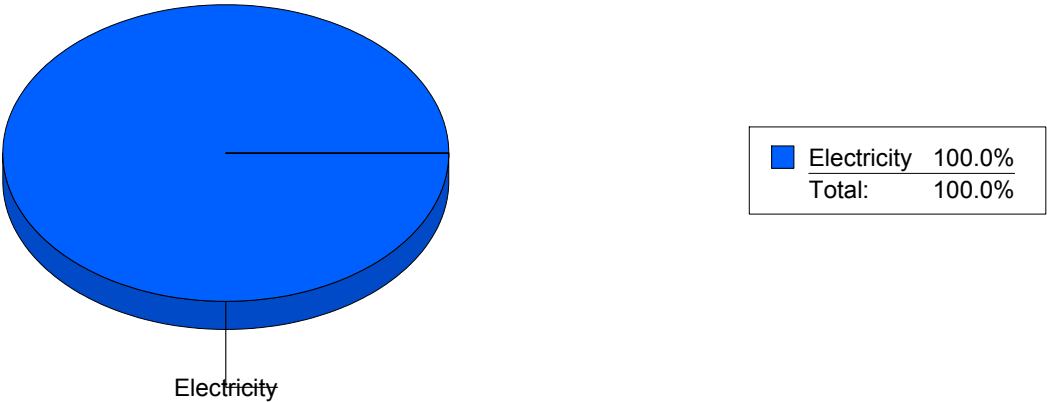
Filters: Cost Center Name Not Equal To DoNotReport; Site Name Not Equal To DoNotReport; Billing Period Equal To 200811

Cost Summary Graph

Grouped by Energy Type

Energy Type	Use	Units	Total Cost	Avg Unit Cost	% of Total Cost
Site: SKYPARK - Skypark					
Electricity	2,240	KWH	\$376.73	0.1682	100.00%
Total Cost:			\$376.73		

For Skypark



Filters: Cost Center Name Not Equal To DoNotReport; Site Name Not Equal To DoNotReport; Billing Period Equal To 200811

el paso

Energy CAP

Cost Avoidance Program

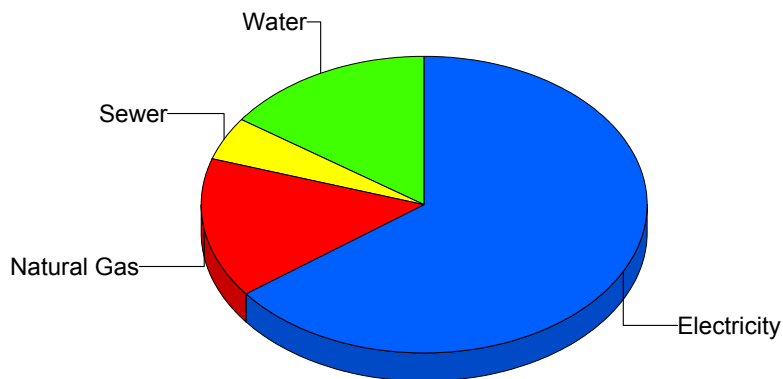
Cost Summary Graph

Grouped by Energy Type

Energy Type	Use	Units	Total Cost	Avg Unit Cost	% of Total Cost
Site: STANTON ELEMENTARY - STANTON ELEMENTARY					
Electricity	28,306	KWH	\$4,158.53	0.1469	64.84%
Natural Gas	1,356	CCF	\$967.16	0.7132	15.08%
Water	402	CCF	\$985.58	2.4517	15.37%
Sewer	198	CCF	\$302.22	1.5264	4.71%

Total Cost: \$6,413.49

For STANTON
ELEMENTARY



Electricity	64.8%
Natural Gas	15.1%
Sewer	4.7%
Water	15.4%
Total:	100.0%

Filters: Cost Center Name Not Equal To DoNotReport; Site Name Not Equal To DoNotReport; Billing Period Equal To 200811

elpaso

Energy CAP

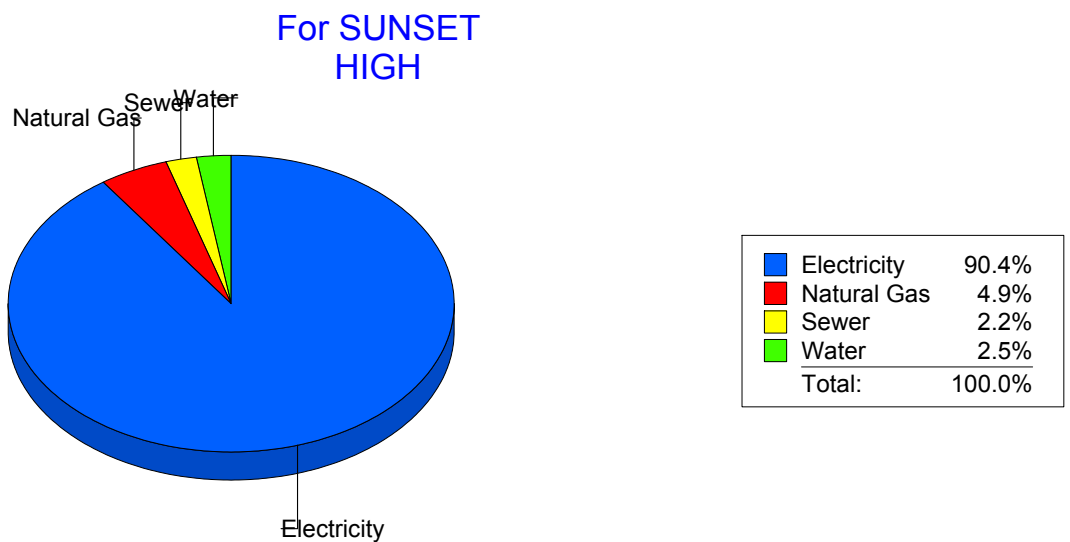
Cost Avoidance Program

Cost Summary Graph

Grouped by Energy Type

Energy Type	Use	Units	Total Cost	Avg Unit Cost	% of Total Cost
Site: SUNSET HIGH - SUNSET HIGH					
Electricity	21,000	KWH	\$3,641.96	0.1734	90.38%
Natural Gas	255	CCF	\$197.07	0.7728	4.89%
Water	27	CCF	\$101.78	3.7696	2.53%
Sewer	21	CCF	\$88.91	4.2338	2.21%

Total Cost: \$4,029.72



Filters: Cost Center Name Not Equal To DoNotReport; Site Name Not Equal To DoNotReport; Billing Period Equal To 200811

elpaso

Energy CAP

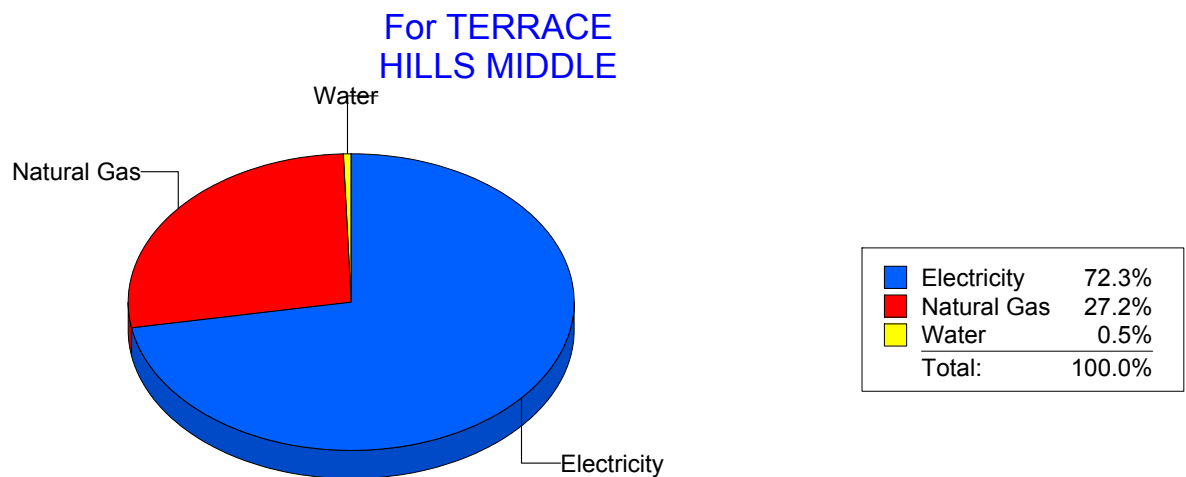
Cost Avoidance Program

Cost Summary Graph

Grouped by Energy Type

Energy Type	Use	Units	Total Cost	Avg Unit Cost	% of Total Cost
Site: TERRACE HILLS MIDDLE - TERRACE HILLS MIDDLE					
Electricity	38,250	KWH	\$4,894.51	0.1280	72.30%
Natural Gas	2,666	CCF	\$1,838.76	0.6897	27.16%
Water	0	CCF	\$36.36	0.0000	0.54%

Total Cost: \$6,769.63



Filters: Cost Center Name Not Equal To DoNotReport; Site Name Not Equal To DoNotReport; Billing Period Equal To 200811

elpaso

Energy CAP

Cost Avoidance Program

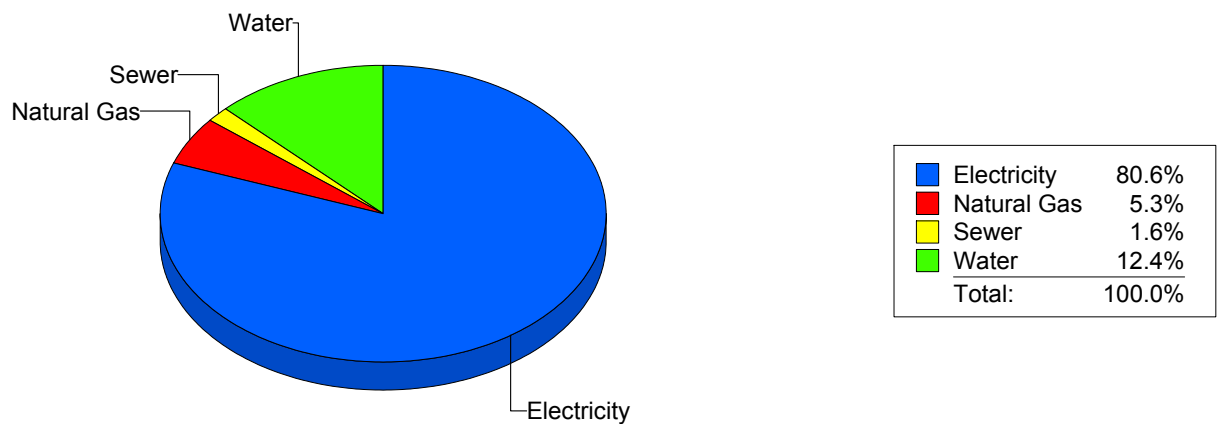
Cost Summary Graph

Grouped by Energy Type

Energy Type	Use	Units	Total Cost	Avg Unit Cost	% of Total Cost
Site: TIPPIN - TIPPIN ELEMENTARY					
Electricity	69,480	KWH	\$9,682.35	0.1394	80.62%
Natural Gas	914	CCF	\$640.99	0.7013	5.34%
Water	308	CCF	\$1,491.98	4.8441	12.42%
Sewer	45	CCF	\$194.76	4.3280	1.62%

Total Cost: \$12,010.08

For TIPPIN
ELEMENTARY



Filters: Cost Center Name Not Equal To DoNotReport; Site Name Not Equal To DoNotReport; Billing Period Equal To 200811

elpaso

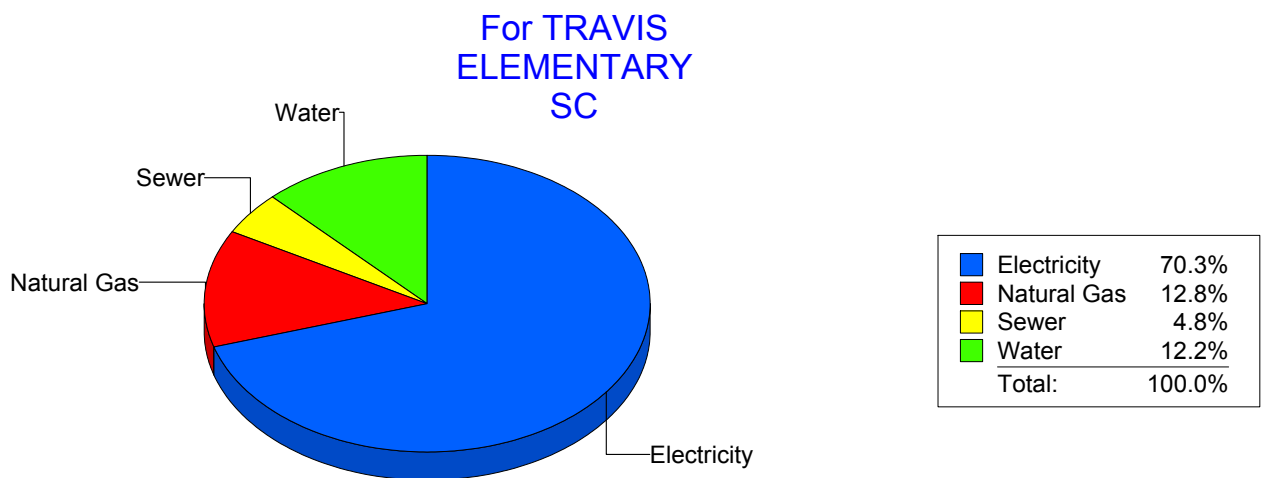
Energy CAP

Cost Avoidance Program

Cost Summary Graph

Grouped by Energy Type

Energy Type	Use	Units	Total Cost	Avg Unit Cost	% of Total Cost
Site: TRAVIS ELEMENTARY SC - TRAVIS ELEMENTARY SC					
Electricity	25,018	KWH	\$3,577.96	0.1430	70.28%
Natural Gas	883	CCF	\$649.88	0.7360	12.77%
Water	197	CCF	\$619.36	3.1440	12.17%
Sewer	104	CCF	\$243.80	2.3442	4.79%
Total Cost:			\$5,091.00		



Filters: Cost Center Name Not Equal To DoNotReport; Site Name Not Equal To DoNotReport; Billing Period Equal To 200811

elpaso

Energy CAP

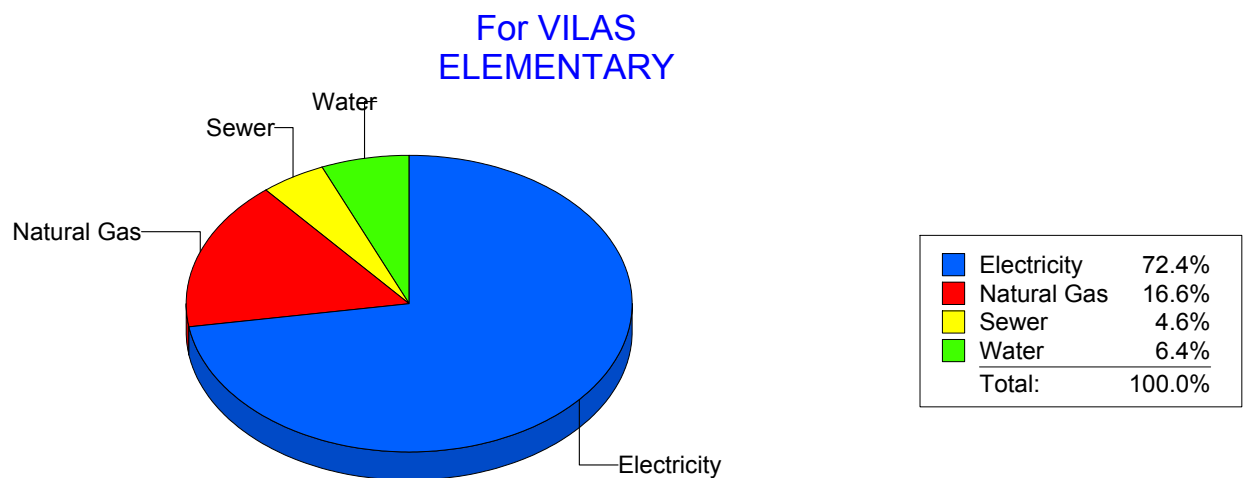
Cost Avoidance Program

Cost Summary Graph

Grouped by Energy Type

Energy Type	Use	Units	Total Cost	Avg Unit Cost	% of Total Cost
Site: VILAS ELEMENTARY - VILAS ELEMENTARY					
Electricity	31,844	KWH	\$5,922.80	0.1860	72.36%
Natural Gas	1,869	CCF	\$1,360.20	0.7278	16.62%
Water	165	CCF	\$525.82	3.1868	6.42%
Sewer	98	CCF	\$375.91	3.8358	4.59%

Total Cost: \$8,184.73



Filters: Cost Center Name Not Equal To DoNotReport; Site Name Not Equal To DoNotReport; Billing Period Equal To 200811

elpaso

Energy CAP

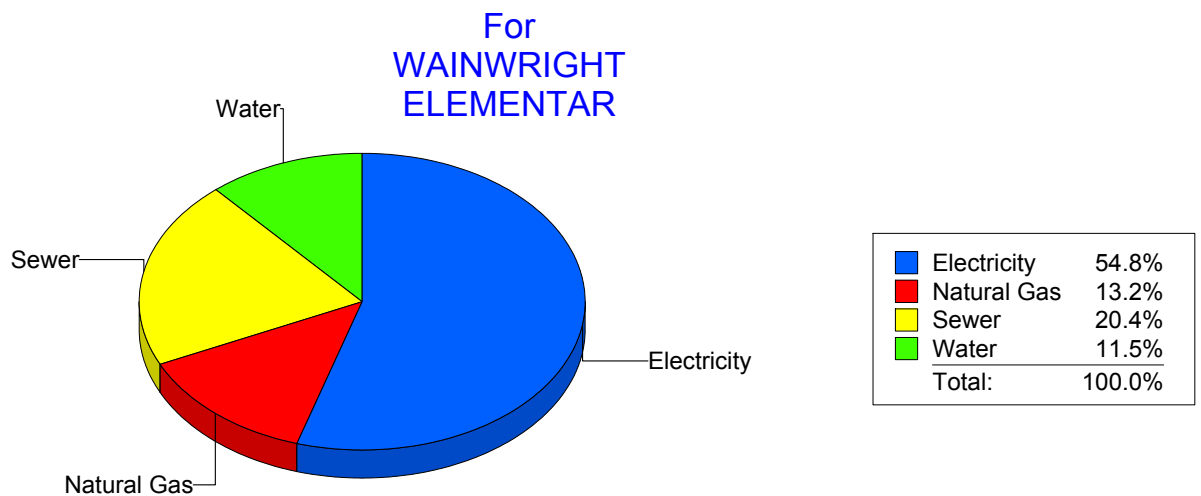
Cost Avoidance Program

Cost Summary Graph

Grouped by Energy Type

Energy Type	Use	Units	Total Cost	Avg Unit Cost	% of Total Cost
Site: WAINWRIGHT ELEMENTAR - WAINWRIGHT ELEMENTAR					
Electricity	5,792	KWH	\$1,124.47	0.1941	54.84%
Natural Gas	268	CCF	\$271.00	1.0112	13.22%
Water	49	CCF	\$236.01	4.8165	11.51%
Sewer	224	CCF	\$419.07	1.8708	20.44%

Total Cost: \$2,050.55



Filters: Cost Center Name Not Equal To DoNotReport; Site Name Not Equal To DoNotReport; Billing Period Equal To 200811

elpaso

Energy CAP

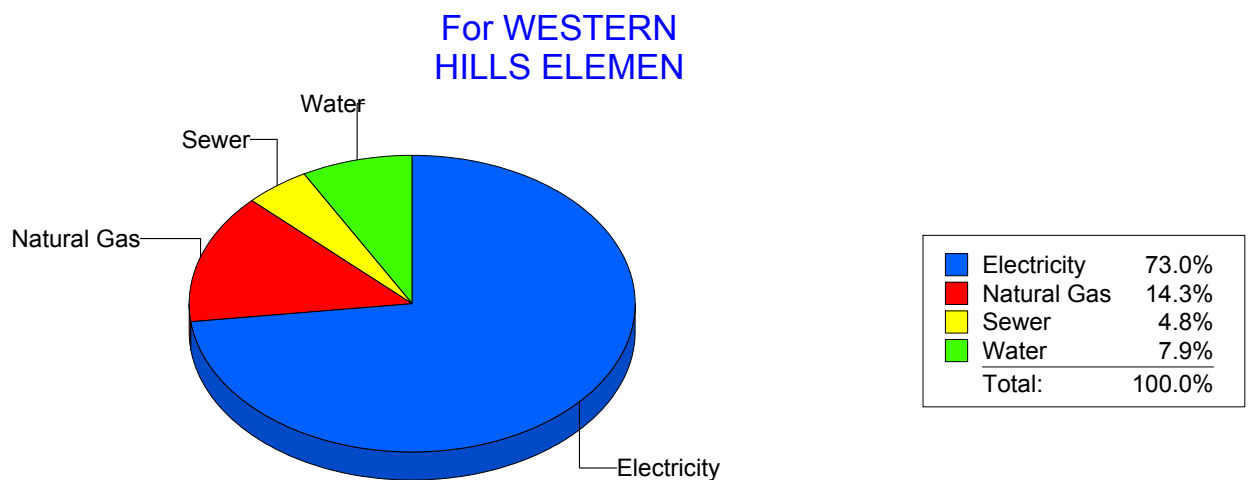
Cost Avoidance Program

Cost Summary Graph

Grouped by Energy Type

Energy Type	Use	Units	Total Cost	Avg Unit Cost	% of Total Cost
Site: WESTERN HILLS ELEMEN - WESTERN HILLS ELEMEN					
Electricity	42,960	KWH	\$5,944.10	0.1384	72.98%
Natural Gas	1,696	CCF	\$1,161.87	0.6851	14.26%
Water	162	CCF	\$647.27	3.9955	7.95%
Sewer	59	CCF	\$392.12	6.6461	4.81%

Total Cost: \$8,145.36



Filters: Cost Center Name Not Equal To DoNotReport; Site Name Not Equal To DoNotReport; Billing Period Equal To 200811

elpaso

Energy CAP

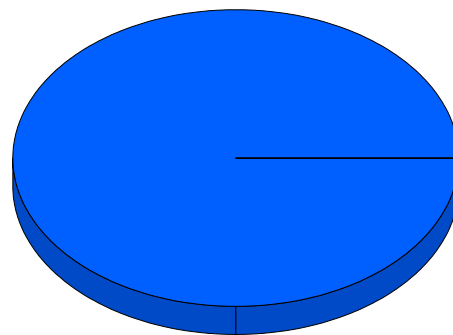
Cost Avoidance Program

Cost Summary Graph

Grouped by Energy Type

Energy Type	Use	Units	Total Cost	Avg Unit Cost	% of Total Cost
Site: WESTSIDE TRANSPORTAT - WESTSIDE TRANSPORTAT					
Electricity	1,334	KWH	\$251.70	0.1887	100.00%
Total Cost:			\$251.70		

For WESTSIDE
TRANSPORTAT



Electricity

■	Electricity	100.0%
	Total:	100.0%

Filters: Cost Center Name Not Equal To DoNotReport; Site Name Not Equal To DoNotReport; Billing Period Equal To 200811

elpaso

Energy CAP

Cost Avoidance Program

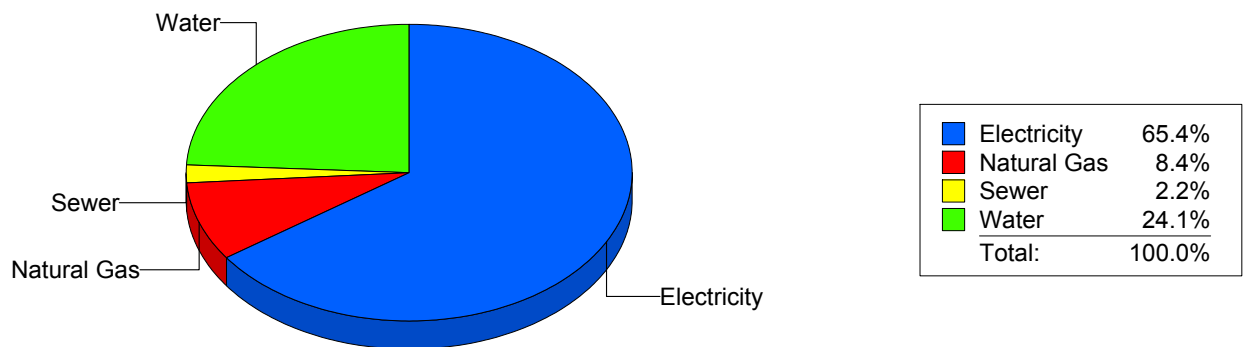
Cost Summary Graph

Grouped by Energy Type

Energy Type	Use	Units	Total Cost	Avg Unit Cost	% of Total Cost
Site: WHITAKER ELEMENTARY - WHITAKER ELEMENTARY					
Electricity	60,360	KWH	\$8,982.60	0.1488	65.36%
Natural Gas	1,682	CCF	\$1,152.55	0.6852	8.39%
Water	1,077	CCF	\$3,308.48	3.0719	24.07%
Sewer	127	CCF	\$298.90	2.3535	2.17%

Total Cost: \$13,742.53

For WHITAKER
ELEMENTARY



Filters: Cost Center Name Not Equal To DoNotReport; Site Name Not Equal To DoNotReport; Billing Period Equal To 200811

elpaso

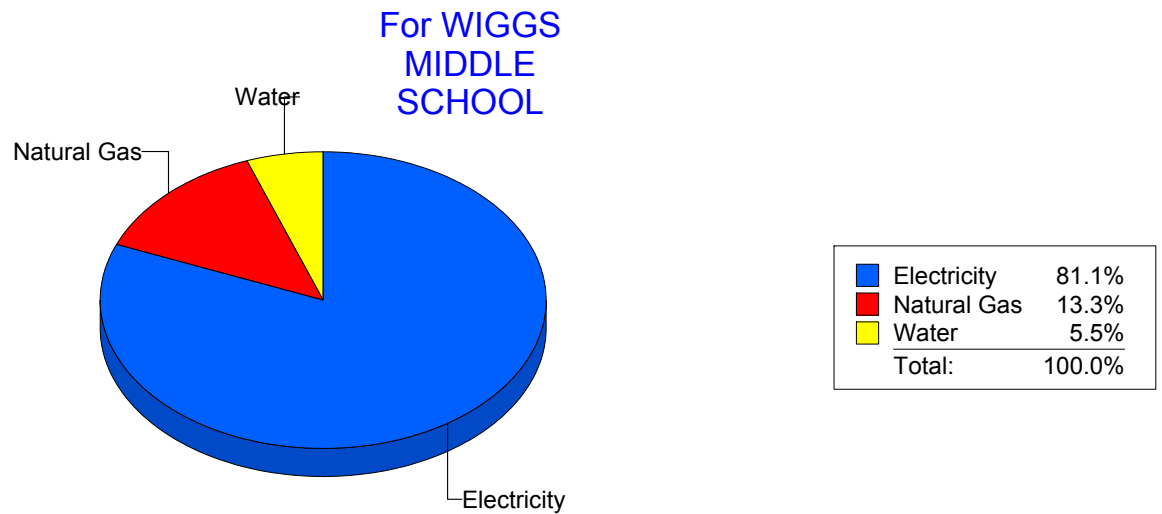
Energy CAP

Cost Avoidance Program

Cost Summary Graph

Grouped by Energy Type

Energy Type	Use	Units	Total Cost	Avg Unit Cost	% of Total Cost
Site: WIGGS MIDDLE SCHOOL - WIGGS MIDDLE SCHOOL					
Electricity	55,040	KWH	\$7,462.85	0.1356	81.15%
Natural Gas	1,789	CCF	\$1,223.82	0.6841	13.31%
Water	127	CCF	\$509.97	4.0155	5.55%
Total Cost:			\$9,196.64		



Filters: Cost Center Name Not Equal To DoNotReport; Site Name Not Equal To DoNotReport; Billing Period Equal To 200811

elpaso

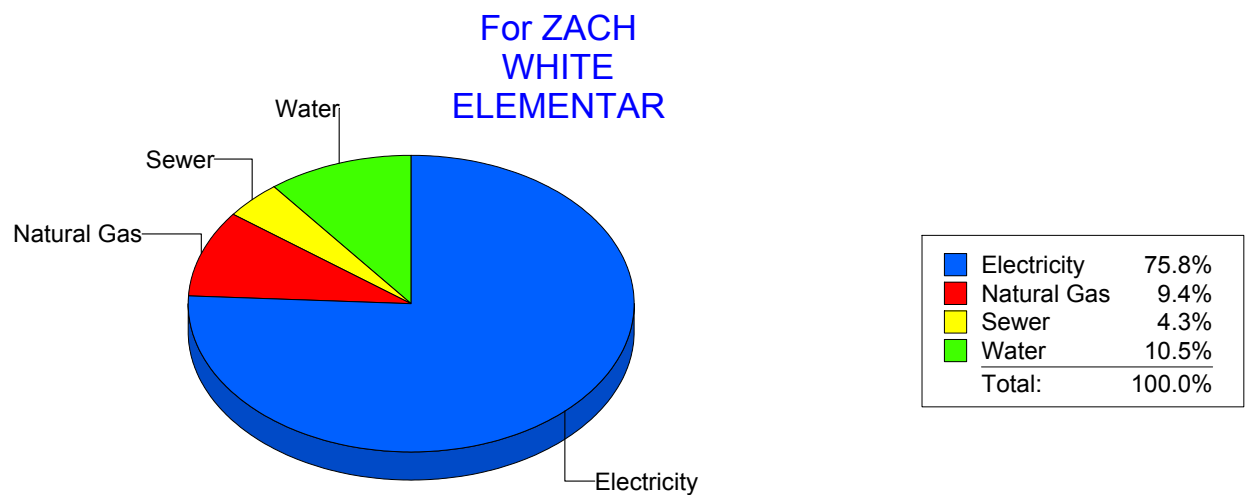
Energy CAP

Cost Avoidance Program

Cost Summary Graph

Grouped by Energy Type

Energy Type	Use	Units	Total Cost	Avg Unit Cost	% of Total Cost
Site: ZACH WHITE ELEMENTAR - ZACH WHITE ELEMENTAR					
Electricity	50,700	KWH	\$7,225.35	0.1425	75.78%
Natural Gas	1,260	CCF	\$896.50	0.7115	9.40%
Water	337	CCF	\$997.68	2.9605	10.46%
Sewer	120	CCF	\$414.49	3.4541	4.35%
Total Cost:			\$9,534.02		



Filters: Cost Center Name Not Equal To DoNotReport; Site Name Not Equal To DoNotReport; Billing Period Equal To 200811

elpaso

Energy CAP

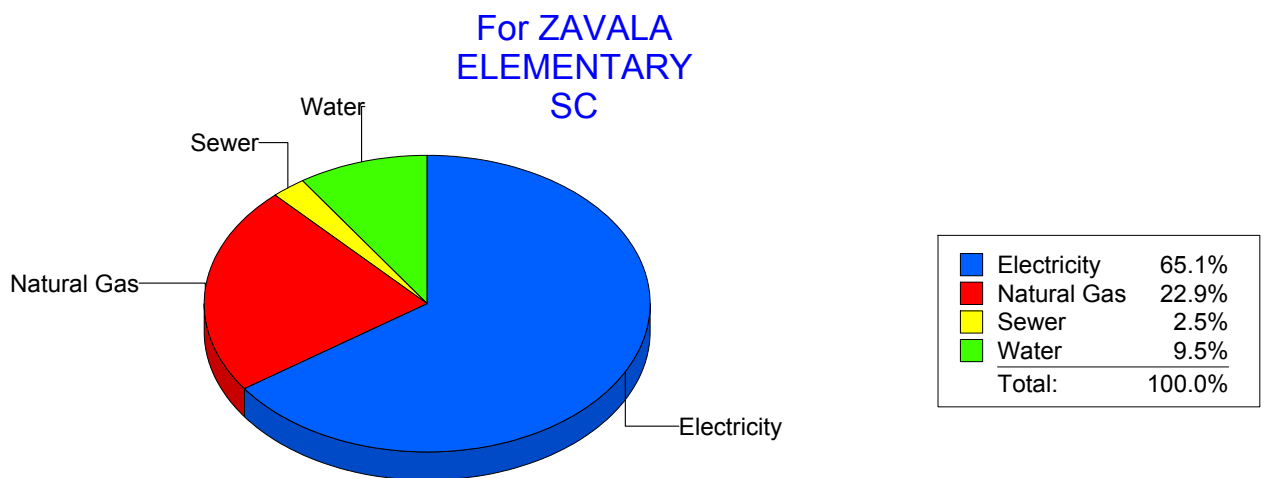
Cost Avoidance Program

Cost Summary Graph

Grouped by Energy Type

Energy Type	Use	Units	Total Cost	Avg Unit Cost	% of Total Cost
Site: ZAVALA ELEMENTARY SC - ZAVALA ELEMENTARY SC					
Electricity	27,256	KWH	\$3,257.15	0.1195	65.15%
Natural Gas	1,668	CCF	\$1,143.23	0.6854	22.87%
Water	135	CCF	\$474.82	3.5172	9.50%
Sewer	49	CCF	\$124.47	2.5402	2.49%

Total Cost: \$4,999.67



Filters: Cost Center Name Not Equal To DoNotReport; Site Name Not Equal To DoNotReport; Billing Period Equal To 200811

elpaso

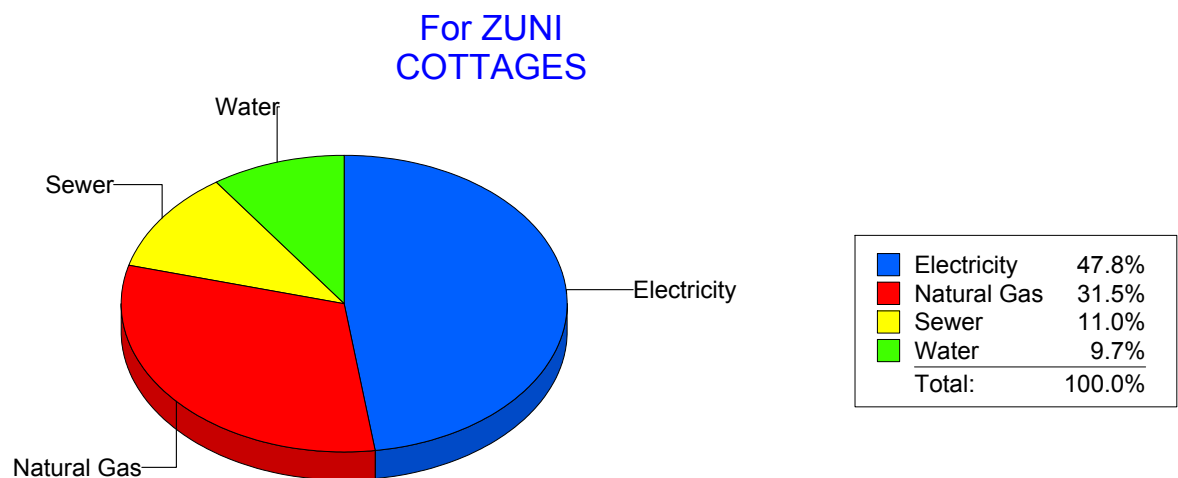
Energy CAP

Cost Avoidance Program

Cost Summary Graph

Grouped by Energy Type

Energy Type	Use	Units	Total Cost	Avg Unit Cost	% of Total Cost
Site: ZUNI COTTAGES - ZUNI COTTAGES					
Electricity		891 KWH	\$126.75	0.1423	47.84%
Natural Gas		29 CCF	\$83.36	2.8745	31.46%
Water		3 CCF	\$25.75	8.5833	9.72%
Sewer		7 CCF	\$29.11	4.1586	10.99%
Total Cost:			\$264.97		



Filters: Cost Center Name Not Equal To DoNotReport; Site Name Not Equal To DoNotReport; Billing Period Equal To 200811

elpaso

Energy CAP

Cost Avoidance Program

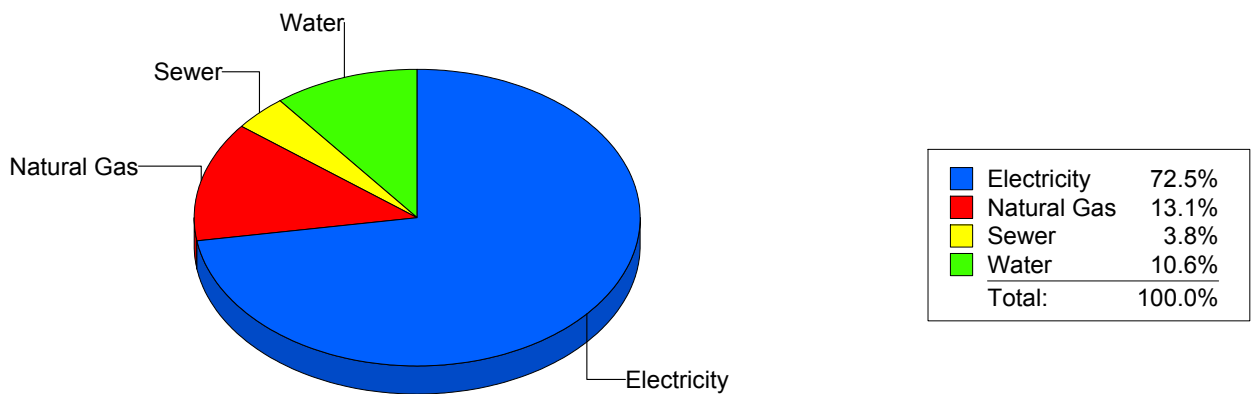
Cost Summary Graph

Grouped by Energy Type

Energy Type	Use	Units	Total Cost	Avg Unit Cost	% of Total Cost
All Sites					
Electricity	5,046,781	KWH	\$701,473.81	0.1390	72.45%
Natural Gas	183,127	CCF	\$127,125.20	0.6942	13.13%
Water	41,311	CCF	\$102,454.05	2.4801	10.58%
Sewer	17,679	CCF	\$37,124.36	2.0999	3.83%

Total Cost: \$968,177.42

For All Sites



Filters: Cost Center Name Not Equal To DoNotReport; Site Name Not Equal To DoNotReport; Billing Period Equal To 200811