

el Paso

Energy CAP

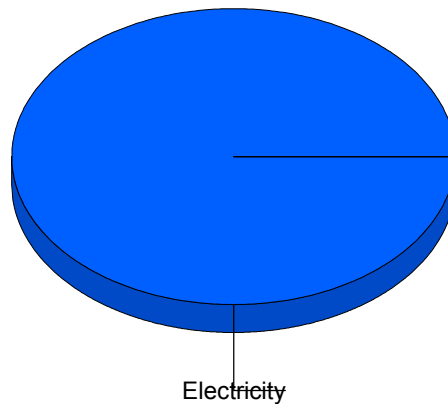
Cost Avoidance Program

Cost Summary Graph

Grouped by Energy Type

Energy Type	Use	Units	Meter Cost	Special Charges	Total Cost	Avg Unit Cost	% of Total Cost
Site: ALAMO ELEMENTARY SCH - ALAMO ELEMENTARY SCH							
Electricity		3,000 KWH	\$378.45	\$0.00	\$378.45	0.1262	100.00%
Total Cost:			\$378.45	\$0.00	\$378.45		

For ALAMO
ELEMENTARY
SCH



■ Electricity	100.0%
Total:	100.0%

Filters: Cost Center Name Not Equal To DoNotReport; Billing Period Equal To 201308All Meter CodesAll Group Names

elpaso

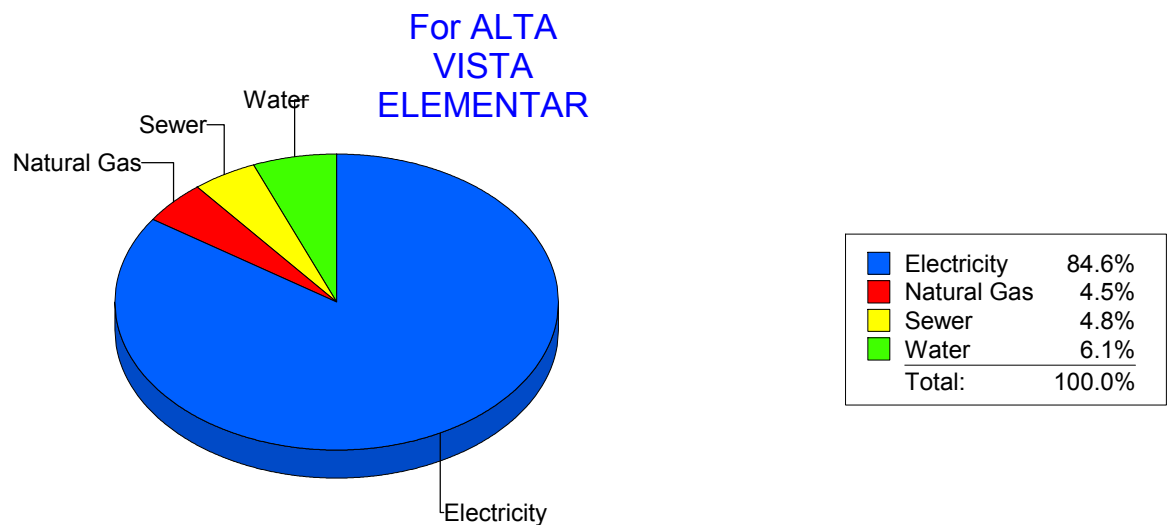
Energy CAP

Cost Avoidance Program

Cost Summary Graph

Grouped by Energy Type

Energy Type	Use	Units	Meter Cost	Special Charges	Total Cost	Avg Unit Cost	% of Total Cost
Site: ALTA VISTA ELEMENTAR - ALTA VISTA ELEMENTAR							
Electricity	22,200	KWH	\$3,713.58	\$0.00	\$3,713.58	0.1673	84.57%
Natural Gas	212	CCF	\$199.09	\$0.00	\$199.09	0.9391	4.53%
Water	128	CCF	\$267.41	\$0.00	\$267.41	2.0891	6.09%
Sewer	104	CCF	\$210.84	\$0.00	\$210.84	2.0273	4.80%
Total Cost:			\$4,390.92	\$0.00	\$4,390.92		



Filters: Cost Center Name Not Equal To DoNotReport; Billing Period Equal To 201308All Meter CodesAll Group Names

elpaso

Energy CAP

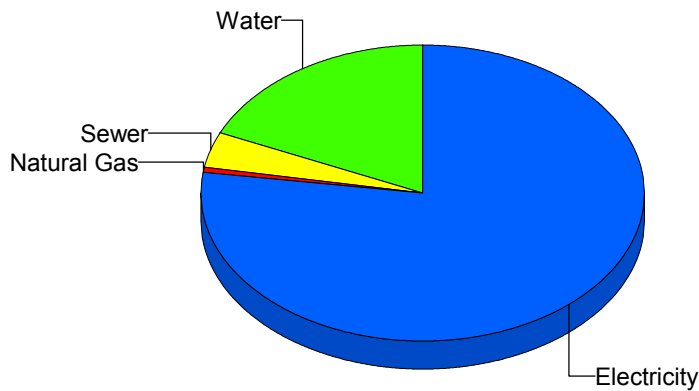
Cost Avoidance Program

Cost Summary Graph

Grouped by Energy Type

Energy Type	Use	Units	Meter Cost	Special Charges	Total Cost	Avg Unit Cost	% of Total Cost
Site: ANDRESS HIGH SCHOOL - ANDRESS HIGH SCHOOL							
Electricity	158,548	KWH	\$19,830.85	\$0.00	\$19,830.85	0.1251	77.13%
Natural Gas	26	CCF	\$138.27	\$0.00	\$138.27	5.3181	0.54%
Water	1,849	CCF	\$4,690.39	\$0.00	\$4,690.39	2.5367	18.24%
Sewer	653	CCF	\$1,049.97	\$0.00	\$1,049.97	1.6079	4.08%
Total Cost:			\$25,709.48	\$0.00	\$25,709.48		

For ANDRESS
HIGH SCHOOL



Electricity	77.1%
Natural Gas	0.5%
Sewer	4.1%
Water	18.2%
Total:	100.0%

Filters: Cost Center Name Not Equal To DoNotReport; Billing Period Equal To 201308All Meter CodesAll Group Names

elpaso

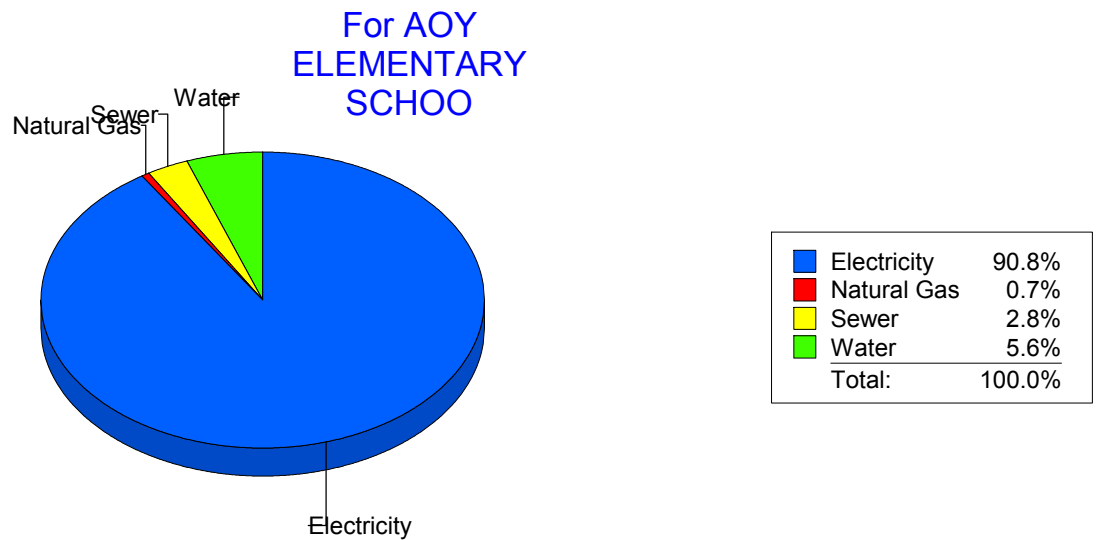
Energy CAP

Cost Avoidance Program

Cost Summary Graph

Grouped by Energy Type

Energy Type	Use	Units	Meter Cost	Special Charges	Total Cost	Avg Unit Cost	% of Total Cost
Site: AOY ELEMENTARY SCHOO - AOY ELEMENTARY SCHOO							
Electricity	79,993	KWH	\$13,343.92	\$0.00	\$13,343.92	0.1668	90.80%
Natural Gas	46	CCF	\$106.32	\$0.00	\$106.32	2.3113	0.72%
Water	188	CCF	\$828.19	\$0.00	\$828.19	4.4053	5.64%
Sewer	98	CCF	\$417.98	\$0.00	\$417.98	4.2651	2.84%
Total Cost:			\$14,696.41	\$0.00	\$14,696.41		



Filters: Cost Center Name Not Equal To DoNotReport; Billing Period Equal To 201308All Meter CodesAll Group Names

elpaso

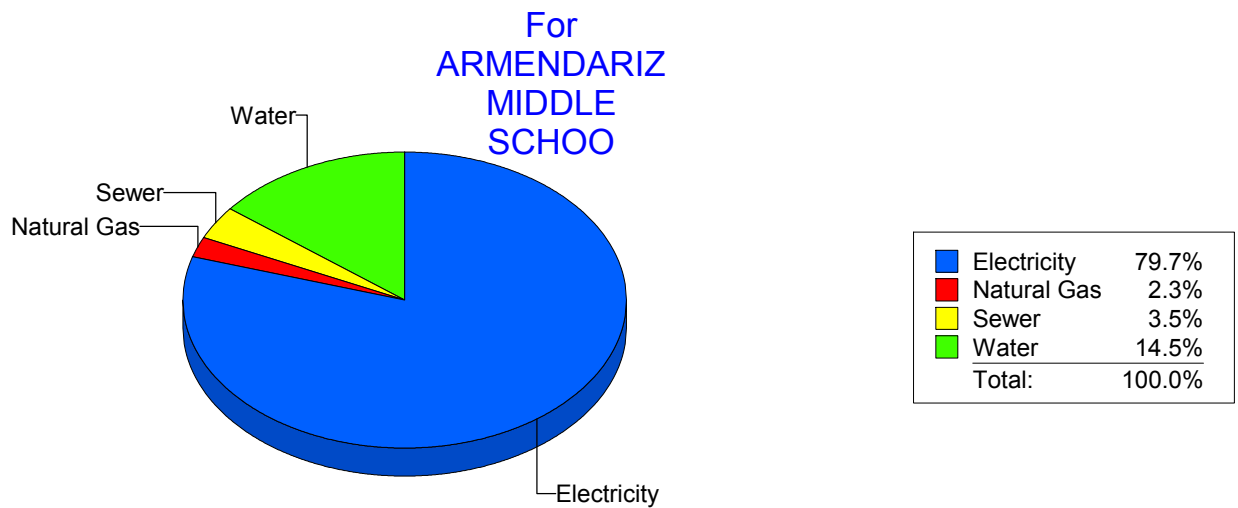
Energy CAP

Cost Avoidance Program

Cost Summary Graph

Grouped by Energy Type

Energy Type	Use	Units	Meter Cost	Special Charges	Total Cost	Avg Unit Cost	% of Total Cost
Site: ARMENDARIZ MIDDLE SCHOO - ARMENDARIZ MIDDLE SCHOO							
Electricity	73,000	KWH	\$10,104.88	\$0.00	\$10,104.88	0.1384	79.69%
Natural Gas	430	CCF	\$292.21	\$0.00	\$292.21	0.6796	2.30%
Water	772	CCF	\$1,841.64	\$0.00	\$1,841.64	2.3855	14.52%
Sewer	154	CCF	\$441.75	\$0.00	\$441.75	2.8685	3.48%
Total Cost:			\$12,680.48	\$0.00	\$12,680.48		



Filters: Cost Center Name Not Equal To DoNotReport; Billing Period Equal To 201308All Meter CodesAll Group Names

elpaso

Energy CAP

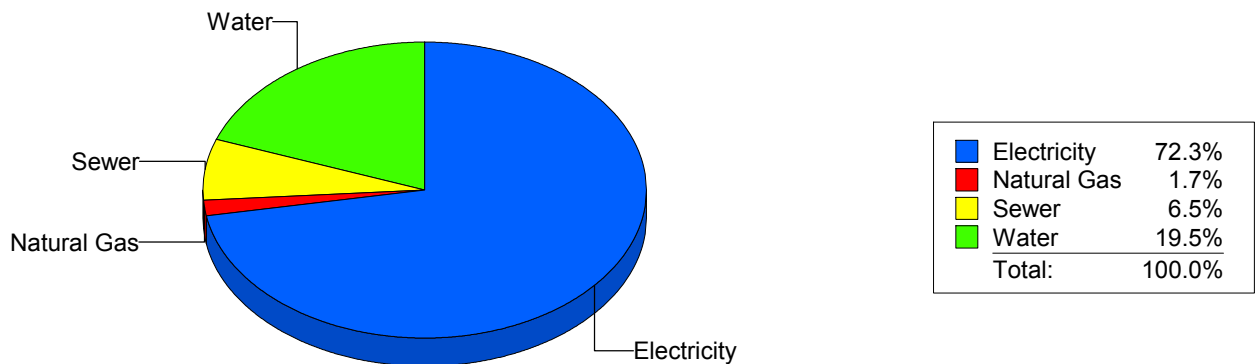
Cost Avoidance Program

Cost Summary Graph

Grouped by Energy Type

Energy Type	Use	Units	Meter Cost	Special Charges	Total Cost	Avg Unit Cost	% of Total Cost
Site: AUSTIN HIGH SCHOOL - AUSTIN HIGH SCHOOL							
Electricity	216,799	KWH	\$21,866.76	\$0.00	\$21,866.76	0.1009	72.28%
Natural Gas	667	CCF	\$516.85	\$0.00	\$516.85	0.7749	1.71%
Water	1,977	CCF	\$5,911.67	\$0.00	\$5,911.67	2.9902	19.54%
Sewer	988	CCF	\$1,956.54	\$0.00	\$1,956.54	1.9803	6.47%
Total Cost:			\$30,251.82	\$0.00	\$30,251.82		

For AUSTIN
HIGH SCHOOL



Filters: Cost Center Name Not Equal To DoNotReport; Billing Period Equal To 201308All Meter CodesAll Group Names

elpaso

Energy CAP

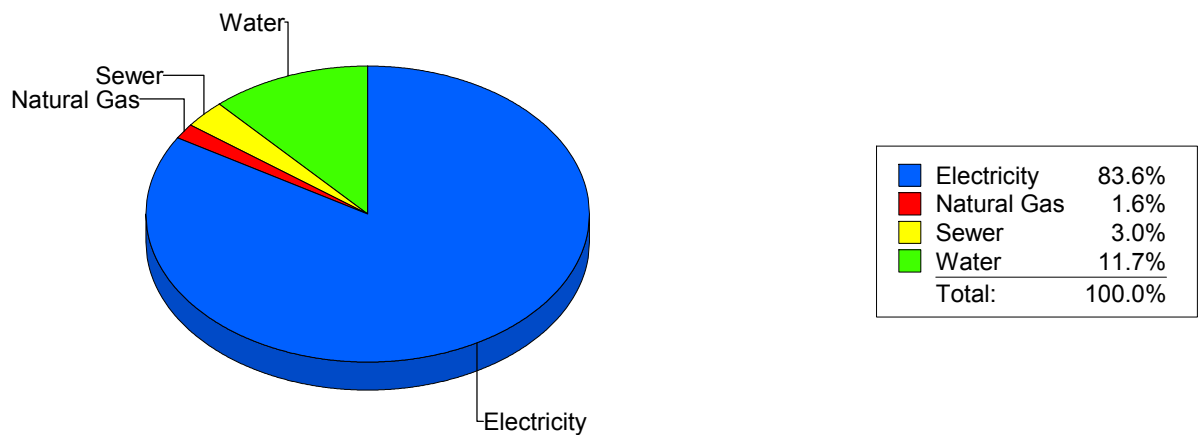
Cost Avoidance Program

Cost Summary Graph

Grouped by Energy Type

Energy Type	Use	Units	Meter Cost	Special Charges	Total Cost	Avg Unit Cost	% of Total Cost
Site: BARRON - BARRON							
Electricity	60,902	KWH	\$9,440.18	\$0.00	\$9,440.18	0.1550	83.64%
Natural Gas	182	CCF	\$182.90	\$0.00	\$182.90	1.0049	1.62%
Water	241	CCF	\$1,324.73	\$0.00	\$1,324.73	5.4968	11.74%
Sewer	61	CCF	\$338.55	\$0.00	\$338.55	5.5500	3.00%
Total Cost:			\$11,286.36	\$0.00	\$11,286.36		

For BARRON



Filters: Cost Center Name Not Equal To DoNotReport; Billing Period Equal To 201308All Meter CodesAll Group Names

elpaso

Energy CAP

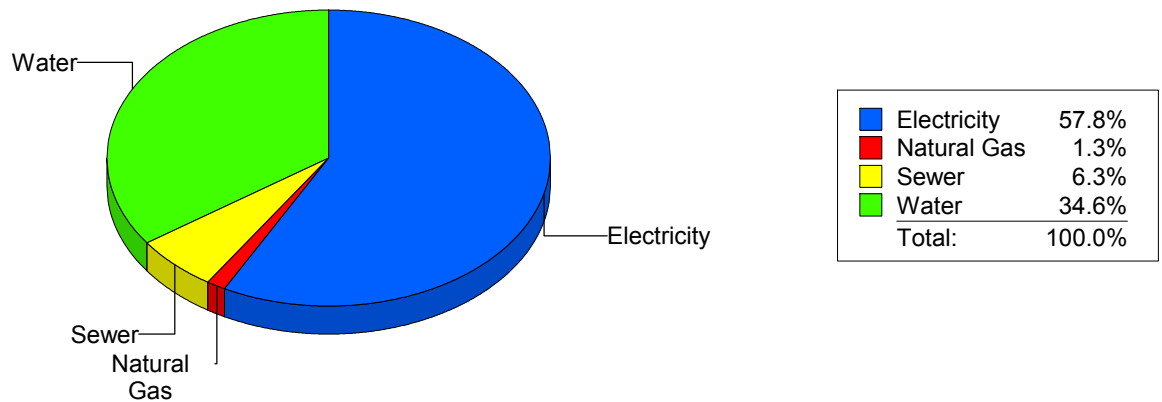
Cost Avoidance Program

Cost Summary Graph

Grouped by Energy Type

Energy Type	Use	Units	Meter Cost	Special Charges	Total Cost	Avg Unit Cost	% of Total Cost
Site: BASSET MIDDLE SCHOOL - BASSET MIDDLE SCHOOL							
Electricity	44,486	KWH	\$7,016.18	\$0.00	\$7,016.18	0.1577	57.78%
Natural Gas	140	CCF	\$157.32	\$0.00	\$157.32	1.1237	1.30%
Water	1,500	CCF	\$4,202.27	\$0.00	\$4,202.27	2.8015	34.61%
Sewer	448	CCF	\$767.07	\$0.00	\$767.07	1.7122	6.32%
Total Cost:			\$12,142.84	\$0.00	\$12,142.84		

For BASSET
MIDDLE
SCHOOL



Filters: Cost Center Name Not Equal To DoNotReport; Billing Period Equal To 201308All Meter CodesAll Group Names

elpaso

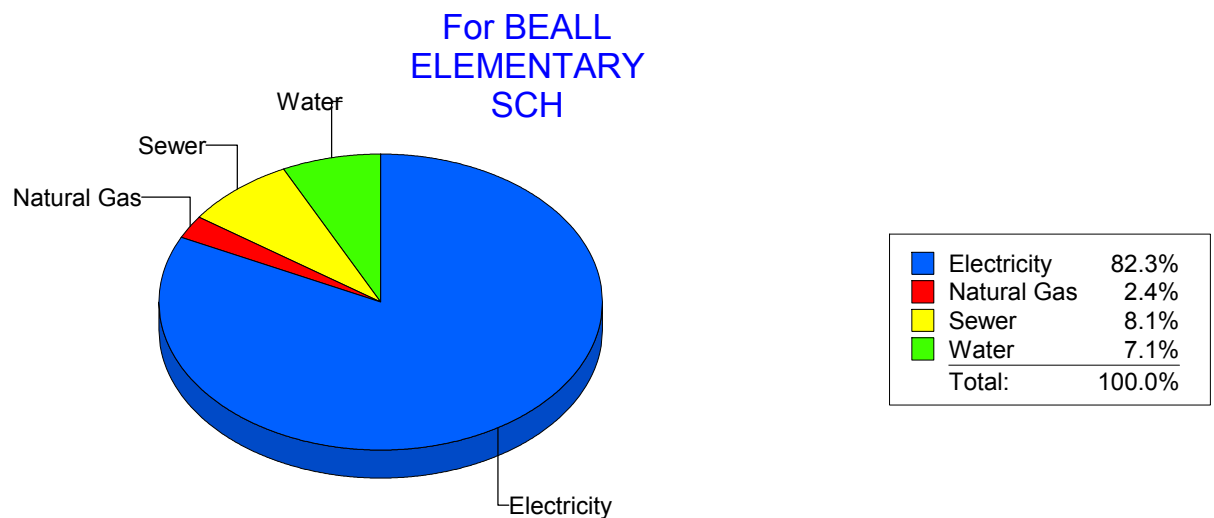
Energy CAP

Cost Avoidance Program

Cost Summary Graph

Grouped by Energy Type

Energy Type	Use	Units	Meter Cost	Special Charges	Total Cost	Avg Unit Cost	% of Total Cost
Site: BEALL ELEMENTARY SCH - BEALL ELEMENTARY SCH							
Electricity	16,448	KWH	\$3,052.11	\$0.00	\$3,052.11	0.1856	82.31%
Natural Gas	11	CCF	\$89.06	\$0.00	\$89.06	8.0964	2.40%
Water	83	CCF	\$264.87	\$0.00	\$264.87	3.1912	7.14%
Sewer	111	CCF	\$302.01	\$0.00	\$302.01	2.7208	8.14%
Total Cost:			\$3,708.05	\$0.00	\$3,708.05		



Filters: Cost Center Name Not Equal To DoNotReport; Billing Period Equal To 201308All Meter CodesAll Group Names

elpaso

Energy CAP

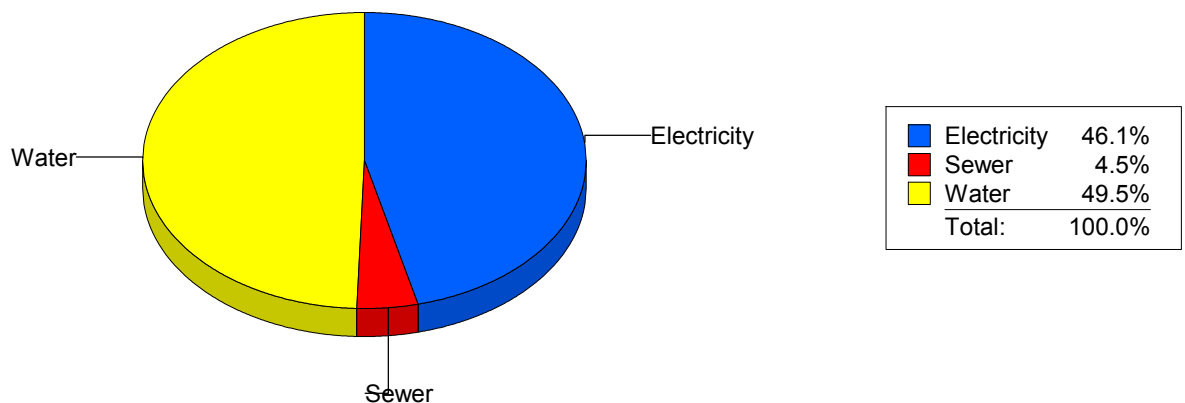
Cost Avoidance Program

Cost Summary Graph

Grouped by Energy Type

Energy Type	Use	Units	Meter Cost	Special Charges	Total Cost	Avg Unit Cost	% of Total Cost
Site: BLISS ELEMENTARY - BLISS ELEMENTARY							
Electricity	17,722	KWH	\$3,275.42	\$0.00	\$3,275.42	0.1848	46.06%
Water	828	CCF	\$3,516.86	\$0.00	\$3,516.86	4.2474	49.46%
Sewer	123	CCF	\$318.57	\$0.00	\$318.57	2.5900	4.48%
Total Cost:			\$7,110.85	\$0.00	\$7,110.85		

For BLISS
ELEMENTARY



Filters: Cost Center Name Not Equal To DoNotReport; Billing Period Equal To 201308All Meter CodesAll Group Names

elpaso

Energy CAP

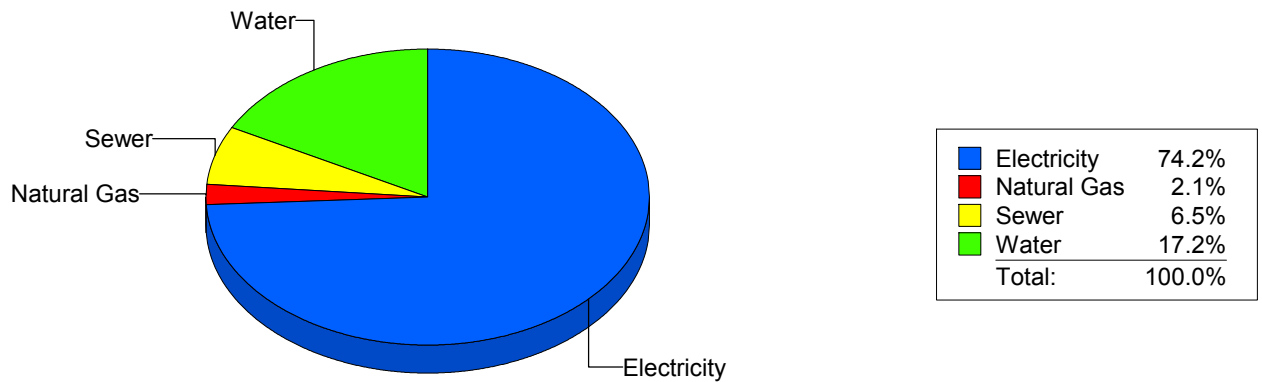
Cost Avoidance Program

Cost Summary Graph

Grouped by Energy Type

Energy Type	Use	Units	Meter Cost	Special Charges	Total Cost	Avg Unit Cost	% of Total Cost
Site: BOND - BOND ELEMENTARY							
Electricity	20,105	KWH	\$3,802.39	\$0.00	\$3,802.39	0.1891	74.21%
Natural Gas	49	CCF	\$107.68	\$0.00	\$107.68	2.1976	2.10%
Water	244	CCF	\$879.25	\$0.00	\$879.25	3.6035	17.16%
Sewer	86	CCF	\$334.83	\$0.00	\$334.83	3.8934	6.53%
Total Cost:			\$5,124.15	\$0.00	\$5,124.15		

For BOND
ELEMENTARY



Filters: Cost Center Name Not Equal To DoNotReport; Billing Period Equal To 201308All Meter CodesAll Group Names

elpaso

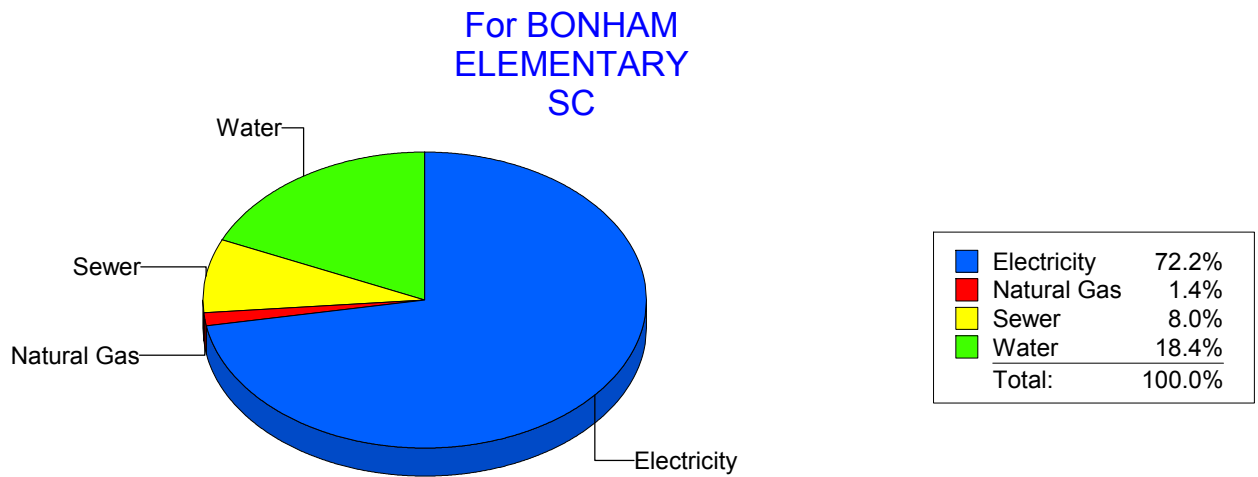
Energy CAP

Cost Avoidance Program

Cost Summary Graph

Grouped by Energy Type

Energy Type	Use	Units	Meter Cost	Special Charges	Total Cost	Avg Unit Cost	% of Total Cost
Site: BONHAM ELEMENTARY SC - BONHAM ELEMENTARY SC							
Electricity	14,992	KWH	\$3,109.31	\$0.00	\$3,109.31	0.2074	72.19%
Natural Gas	39	CCF	\$61.04	\$0.00	\$61.04	1.5651	1.42%
Water	328	CCF	\$793.62	\$0.00	\$793.62	2.4196	18.43%
Sewer	153	CCF	\$342.90	\$0.00	\$342.90	2.2412	7.96%
Total Cost:			\$4,306.87	\$0.00	\$4,306.87		



Filters: Cost Center Name Not Equal To DoNotReport; Billing Period Equal To 201308All Meter CodesAll Group Names

elpaso

Energy CAP

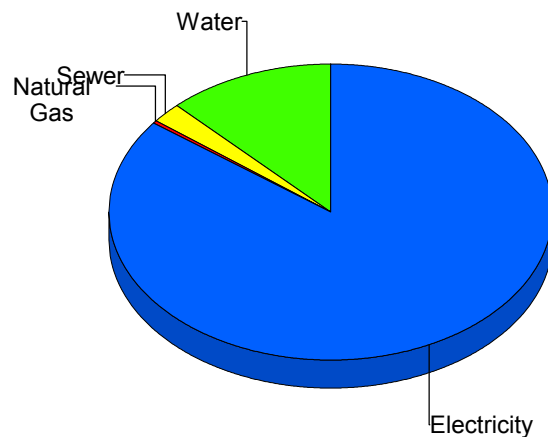
Cost Avoidance Program

Cost Summary Graph

Grouped by Energy Type

Energy Type	Use	Units	Meter Cost	Special Charges	Total Cost	Avg Unit Cost	% of Total Cost
Site: BOWIE HIGH SCHOOL - BOWIE HIGH SCHOOL							
Electricity	346,080	KWH	\$36,833.65	\$0.00	\$36,833.65	0.1064	85.41%
Natural Gas	45	CCF	\$64.00	\$0.00	\$64.00	1.4222	0.15%
Water	3,694	CCF	\$5,327.89	\$0.00	\$5,327.89	1.4423	12.35%
Sewer	328	CCF	\$898.02	\$0.00	\$898.02	2.7379	2.08%
Total Cost:			\$43,123.56	\$0.00	\$43,123.56		

For BOWIE
HIGH SCHOOL



Electricity	85.4%
Natural Gas	0.1%
Sewer	2.1%
Water	12.4%
Total:	100.0%

Filters: Cost Center Name Not Equal To DoNotReport; Billing Period Equal To 201308All Meter CodesAll Group Names

elpaso

Energy CAP

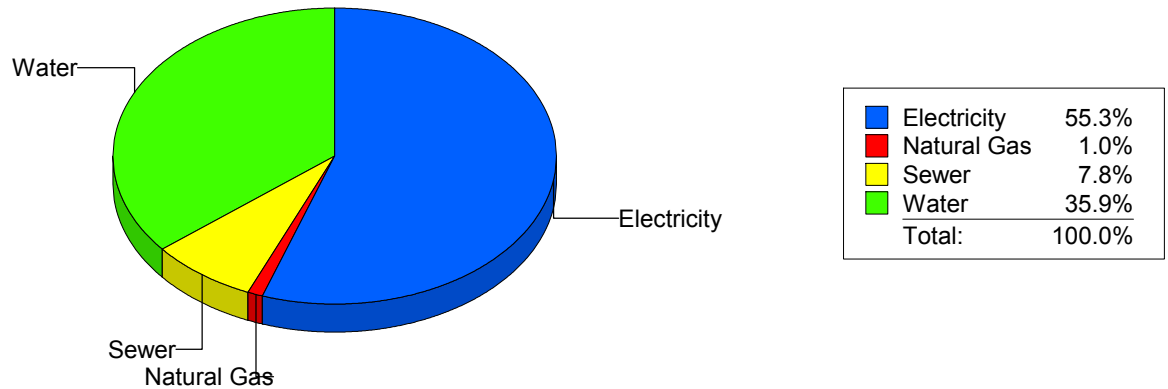
Cost Avoidance Program

Cost Summary Graph

Grouped by Energy Type

Energy Type	Use	Units	Meter Cost	Special Charges	Total Cost	Avg Unit Cost	% of Total Cost
Site: BRADLEY ELEMENTARY - BRADLEY ELEMENTARY							
Electricity	16,500	KWH	\$2,994.66	\$0.00	\$2,994.66	0.1815	55.28%
Natural Gas	28	CCF	\$55.62	\$0.00	\$55.62	1.9864	1.03%
Water	540	CCF	\$1,944.17	\$0.00	\$1,944.17	3.6003	35.89%
Sewer	140	CCF	\$422.43	\$0.00	\$422.43	3.0174	7.80%
Total Cost:			\$5,416.88	\$0.00	\$5,416.88		

For BRADLEY
ELEMENTARY



Filters: Cost Center Name Not Equal To DoNotReport; Billing Period Equal To 201308All Meter CodesAll Group Names

elpaso

Energy CAP

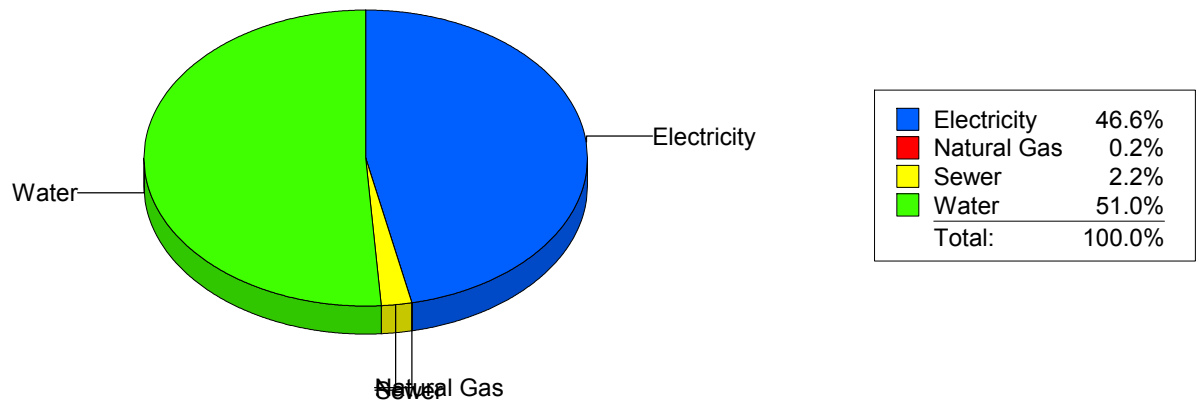
Cost Avoidance Program

Cost Summary Graph

Grouped by Energy Type

Energy Type	Use	Units	Meter Cost	Special Charges	Total Cost	Avg Unit Cost	% of Total Cost
Site: BROWN MIDDLE SCHOOL - BROWN MIDDLE SCHOOL							
Electricity	114,200	KWH	\$13,382.23	\$0.00	\$13,382.23	0.1172	46.58%
Natural Gas	28	CCF	\$55.62	\$0.00	\$55.62	1.9864	0.19%
Water	3,170	CCF	\$14,664.87	\$0.00	\$14,664.87	4.6261	51.04%
Sewer	288	CCF	\$626.67	\$0.00	\$626.67	2.1759	2.18%
Total Cost:			\$28,729.39	\$0.00	\$28,729.39		

For BROWN
MIDDLE
SCHOOL



Filters: Cost Center Name Not Equal To DoNotReport; Billing Period Equal To 201308All Meter CodesAll Group Names

elpaso

Energy CAP

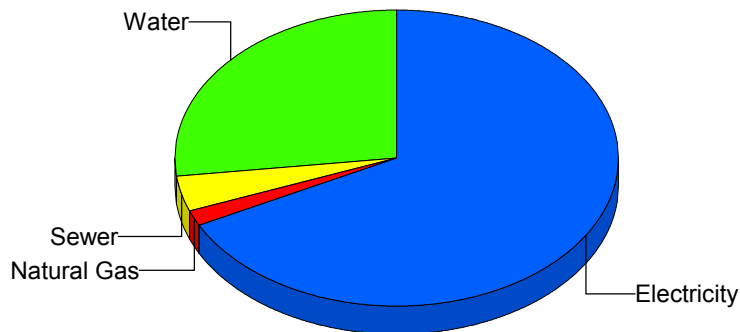
Cost Avoidance Program

Cost Summary Graph

Grouped by Energy Type

Energy Type	Use	Units	Meter Cost	Special Charges	Total Cost	Avg Unit Cost	% of Total Cost
Site: BURGESS HIGH SCHOOL - BURGESS HIGH SCHOOL							
Electricity	104,725	KWH	\$15,319.69	\$0.00	\$15,319.69	0.1463	67.52%
Natural Gas	405	CCF	\$360.27	\$0.00	\$360.27	0.8896	1.59%
Water	1,848	CCF	\$6,117.31	\$0.00	\$6,117.31	3.3102	26.96%
Sewer	373	CCF	\$892.80	\$0.00	\$892.80	2.3936	3.93%
Total Cost:			\$22,690.07	\$0.00	\$22,690.07		

For BURGESS HIGH SCHOOL



Electricity	67.5%
Natural Gas	1.6%
Sewer	3.9%
Water	27.0%
Total:	100.0%

Filters: Cost Center Name Not Equal To DoNotReport; Billing Period Equal To 201308All Meter CodesAll Group Names

elpaso

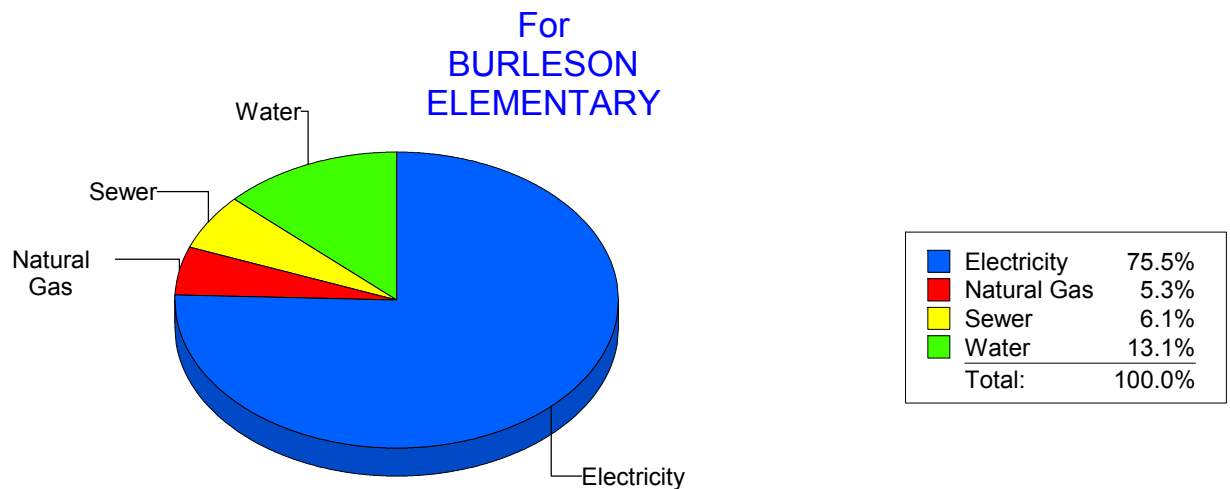
Energy CAP

Cost Avoidance Program

Cost Summary Graph

Grouped by Energy Type

Energy Type	Use	Units	Meter Cost	Special Charges	Total Cost	Avg Unit Cost	% of Total Cost
Site: BURLESON ELEMENTARY - BURLESON ELEMENTARY							
Electricity	19,682	KWH	\$3,252.95	\$0.00	\$3,252.95	0.1653	75.54%
Natural Gas	188	CCF	\$226.63	\$0.00	\$226.63	1.2055	5.26%
Water	372	CCF	\$565.08	\$0.00	\$565.08	1.5190	13.12%
Sewer	92	CCF	\$261.60	\$0.00	\$261.60	2.8435	6.07%
Total Cost:			\$4,306.26	\$0.00	\$4,306.26		



Filters: Cost Center Name Not Equal To DoNotReport; Billing Period Equal To 201308All Meter CodesAll Group Names

elpaso

Energy CAP

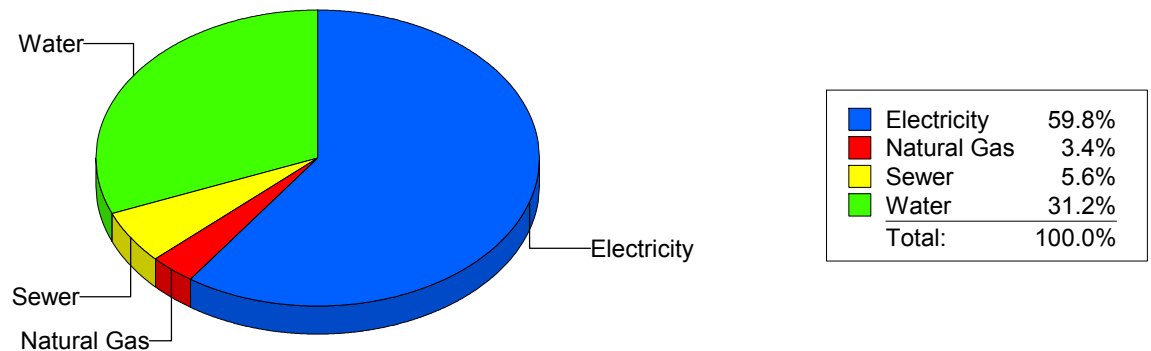
Cost Avoidance Program

Cost Summary Graph

Grouped by Energy Type

Energy Type	Use	Units	Meter Cost	Special Charges	Total Cost	Avg Unit Cost	% of Total Cost
Site: BURNET ELEMENTARY - BURNET ELEMENTARY							
Electricity	15,067	KWH	\$2,834.68	\$0.00	\$2,834.68	0.1881	59.75%
Natural Gas	76	CCF	\$162.93	\$0.00	\$162.93	2.1438	3.43%
Water	400	CCF	\$1,480.79	\$0.00	\$1,480.79	3.7020	31.21%
Sewer	95	CCF	\$265.74	\$0.00	\$265.74	2.7973	5.60%
Total Cost:			\$4,744.14	\$0.00	\$4,744.14		

For BURNET
ELEMENTARY



Filters: Cost Center Name Not Equal To DoNotReport; Billing Period Equal To 201308All Meter CodesAll Group Names

elpaso

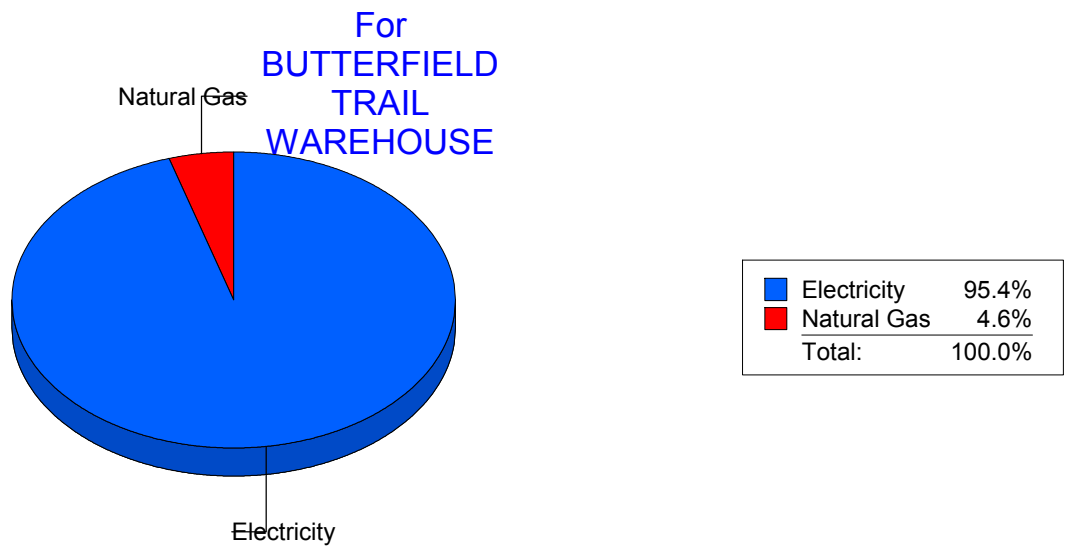
Energy CAP

Cost Avoidance Program

Cost Summary Graph

Grouped by Energy Type

Energy Type	Use	Units	Meter Cost	Special Charges	Total Cost	Avg Unit Cost	% of Total Cost
Site: BUTTERFIELDTRAILWAREHOUSE - BUTTERFIELD TRAIL WAREHOUSE							
Electricity	6,900	KWH	\$888.32	\$0.00	\$888.32	0.1287	95.35%
Natural Gas	3	CCF	\$43.31	\$0.00	\$43.31	14.4367	4.65%
Total Cost:			\$931.63	\$0.00	\$931.63		



Filters: Cost Center Name Not Equal To DoNotReport; Billing Period Equal To 201308All Meter CodesAll Group Names

elpaso

Energy CAP

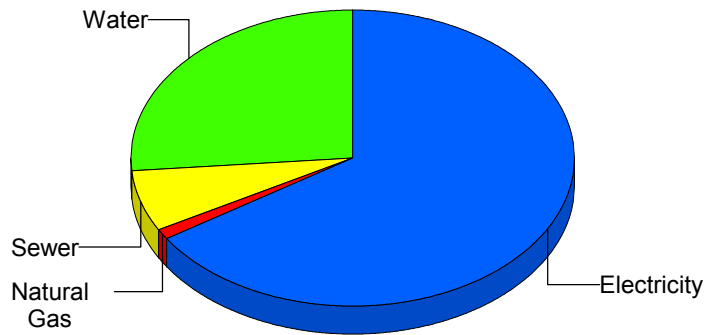
Cost Avoidance Program

Cost Summary Graph

Grouped by Energy Type

Energy Type	Use	Units	Meter Cost	Special Charges	Total Cost	Avg Unit Cost	% of Total Cost
Site: CANYON HILLS MIDDLE - CANYON HILLS MIDDLE							
Electricity	49,990	KWH	\$7,744.09	\$0.00	\$7,744.09	0.1549	65.90%
Natural Gas	80	CCF	\$122.85	\$0.00	\$122.85	1.5356	1.05%
Water	842	CCF	\$3,114.81	\$0.00	\$3,114.81	3.6993	26.51%
Sewer	225	CCF	\$768.96	\$0.00	\$768.96	3.4176	6.54%
Total Cost:			\$11,750.71	\$0.00	\$11,750.71		

For CANYON
HILLS MIDDLE



Electricity	65.9%
Natural Gas	1.0%
Sewer	6.5%
Water	26.5%
Total:	100.0%

Filters: Cost Center Name Not Equal To DoNotReport; Billing Period Equal To 201308All Meter CodesAll Group Names

elpaso

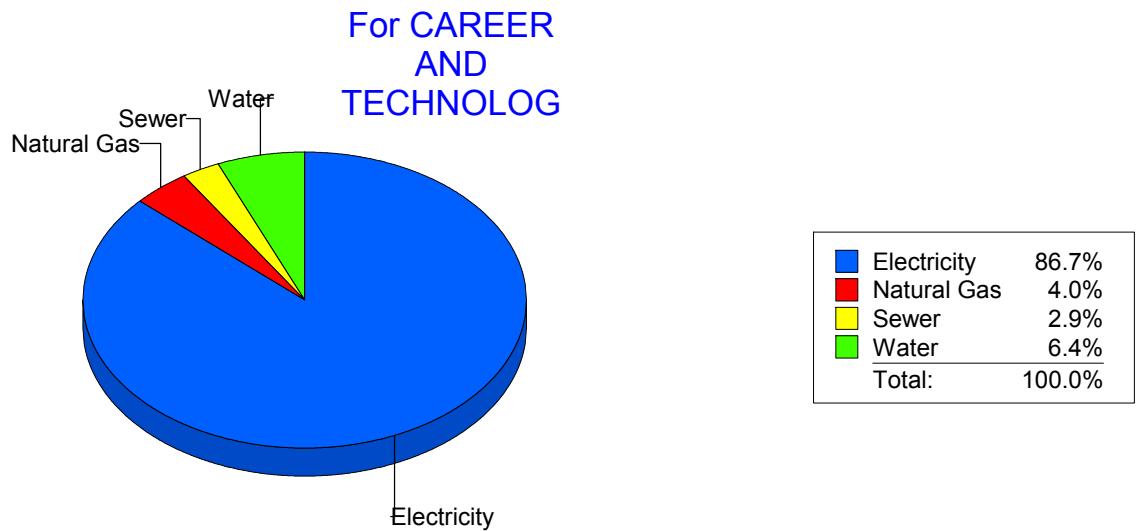
Energy CAP

Cost Avoidance Program

Cost Summary Graph

Grouped by Energy Type

Energy Type	Use	Units	Meter Cost	Special Charges	Total Cost	Avg Unit Cost	% of Total Cost
Site: CAREER AND TECHNOLOG - CAREER AND TECHNOLOG							
Electricity	121,918	KWH	\$12,458.49	\$0.00	\$12,458.49	0.1022	86.75%
Natural Gas	906	CCF	\$573.98	\$0.00	\$573.98	0.6335	4.00%
Water	339	CCF	\$920.15	\$0.00	\$920.15	2.7143	6.41%
Sewer	150	CCF	\$409.34	\$0.00	\$409.34	2.7289	2.85%
Total Cost:			\$14,361.96	\$0.00	\$14,361.96		



Filters: Cost Center Name Not Equal To DoNotReport; Billing Period Equal To 201308All Meter CodesAll Group Names

elpaso

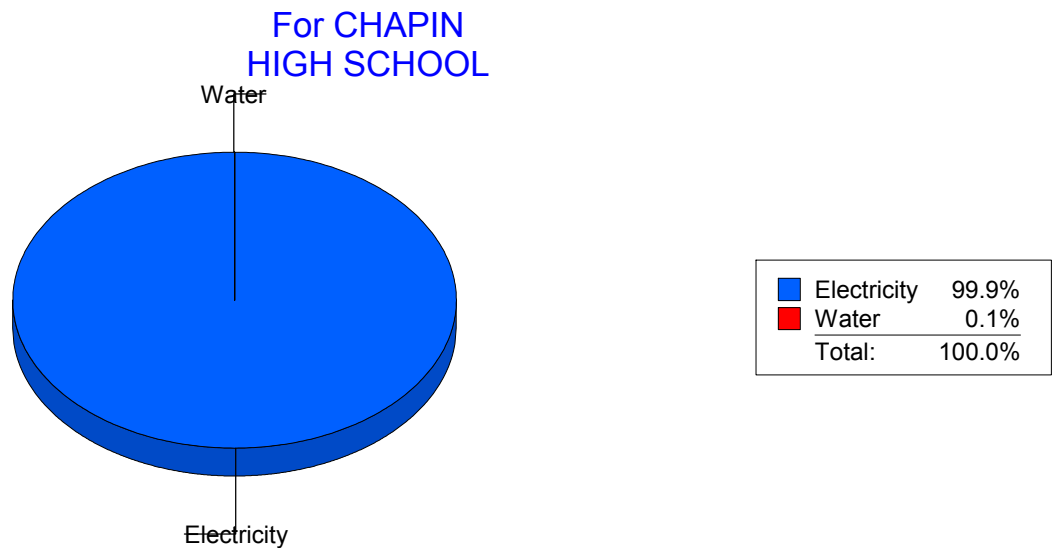
Energy CAP

Cost Avoidance Program

Cost Summary Graph

Grouped by Energy Type

Energy Type	Use	Units	Meter Cost	Special Charges	Total Cost	Avg Unit Cost	% of Total Cost
Site: CHAPIN HIGH SCHOOL - CHAPIN HIGH SCHOOL							
Electricity	286,081	KWH	\$34,269.88	\$0.00	\$34,269.88	0.1198	99.86%
Water	0	CCF	\$47.20	\$0.00	\$47.20	0.0000	0.14%
Total Cost:			\$34,317.08	\$0.00	\$34,317.08		



Filters: Cost Center Name Not Equal To DoNotReport; Billing Period Equal To 201308All Meter CodesAll Group Names

elpaso

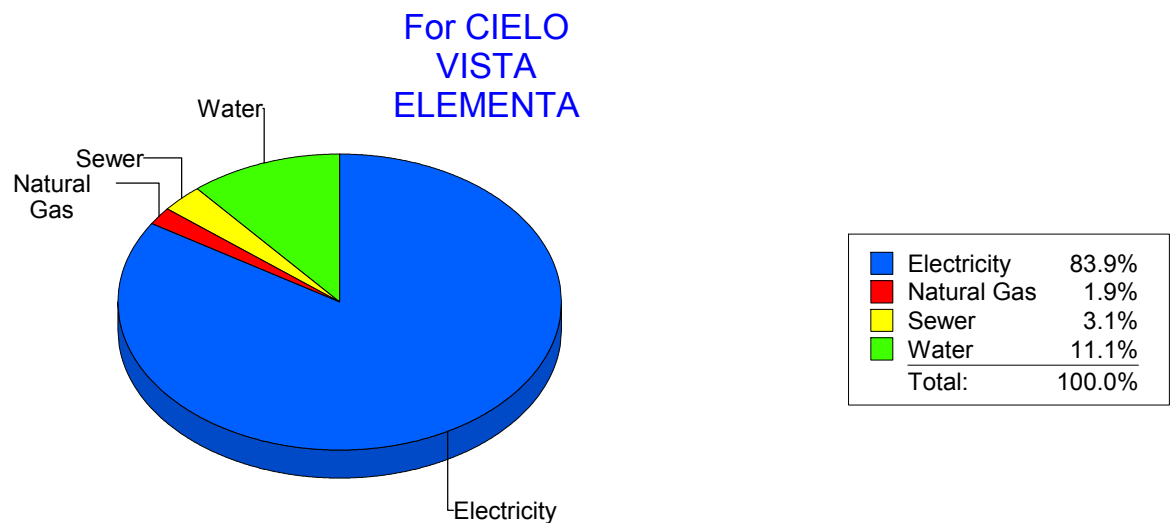
Energy CAP

Cost Avoidance Program

Cost Summary Graph

Grouped by Energy Type

Energy Type	Use	Units	Meter Cost	Special Charges	Total Cost	Avg Unit Cost	% of Total Cost
Site: CIELO VISTA ELEMENTA - CIELO VISTA ELEMENTA							
Electricity	44,160	KWH	\$6,474.25	\$0.00	\$6,474.25	0.1466	83.85%
Natural Gas	126	CCF	\$148.77	\$0.00	\$148.77	1.1807	1.93%
Water	350	CCF	\$856.67	\$0.00	\$856.67	2.4476	11.10%
Sewer	67	CCF	\$241.29	\$0.00	\$241.29	3.6013	3.13%
Total Cost:			\$7,720.98	\$0.00	\$7,720.98		



Filters: Cost Center Name Not Equal To DoNotReport; Billing Period Equal To 201308All Meter CodesAll Group Names

elpaso

Energy CAP

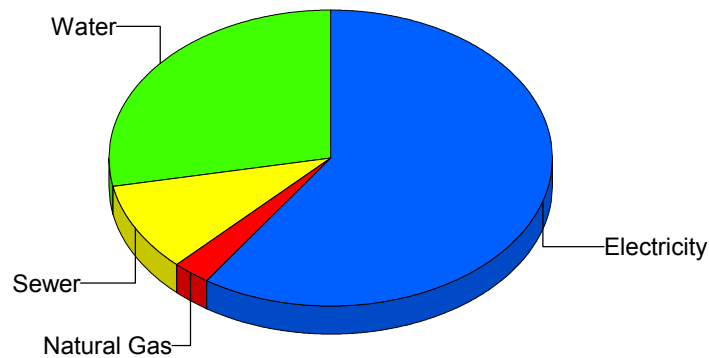
Cost Avoidance Program

Cost Summary Graph

Grouped by Energy Type

Energy Type	Use	Units	Meter Cost	Special Charges	Total Cost	Avg Unit Cost	% of Total Cost
Site: CLARDY ELEMENTARY SC - CLARDY ELEMENTARY SC							
Electricity	19,567	KWH	\$3,806.44	\$0.00	\$3,806.44	0.1945	59.52%
Natural Gas	174	CCF	\$178.02	\$0.00	\$178.02	1.0231	2.78%
Water	713	CCF	\$1,786.04	\$0.00	\$1,786.04	2.5050	27.93%
Sewer	296	CCF	\$624.63	\$0.00	\$624.63	2.1102	9.77%
Total Cost:			\$6,395.13	\$0.00	\$6,395.13		

For CLARDY
ELEMENTARY
SC



Electricity	59.5%
Natural Gas	2.8%
Sewer	9.8%
Water	27.9%
Total:	100.0%

Filters: Cost Center Name Not Equal To DoNotReport; Billing Period Equal To 201308All Meter CodesAll Group Names

elpaso

Energy CAP

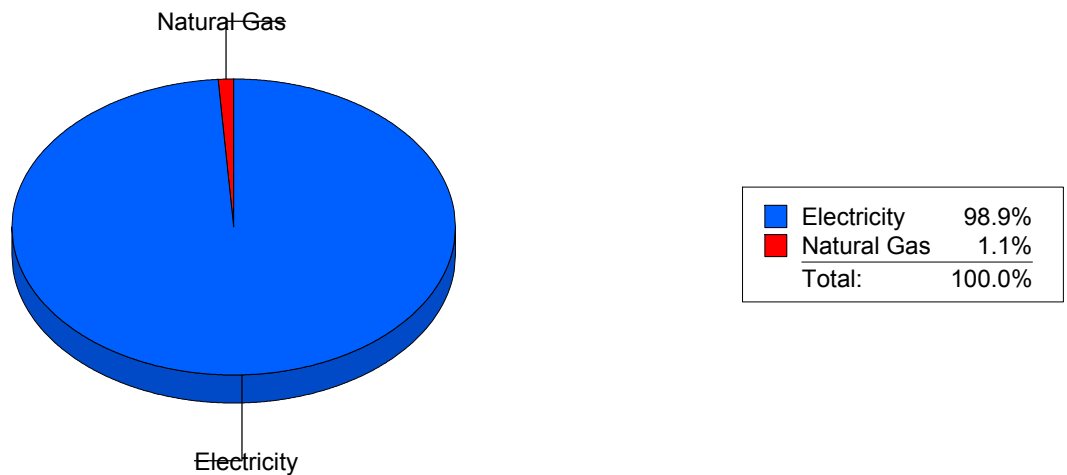
Cost Avoidance Program

Cost Summary Graph

Grouped by Energy Type

Energy Type	Use	Units	Meter Cost	Special Charges	Total Cost	Avg Unit Cost	% of Total Cost
Site: CLENDININ - CLENDININ							
Electricity	43,500	KWH	\$6,798.59	\$0.00	\$6,798.59	0.1563	98.85%
Natural Gas	75	CCF	\$78.80	\$0.00	\$78.80	1.0507	1.15%
Total Cost:			\$6,877.39	\$0.00	\$6,877.39		

For CLENDININ



Filters: Cost Center Name Not Equal To DoNotReport; Billing Period Equal To 201308All Meter CodesAll Group Names

elpaso

Energy CAP

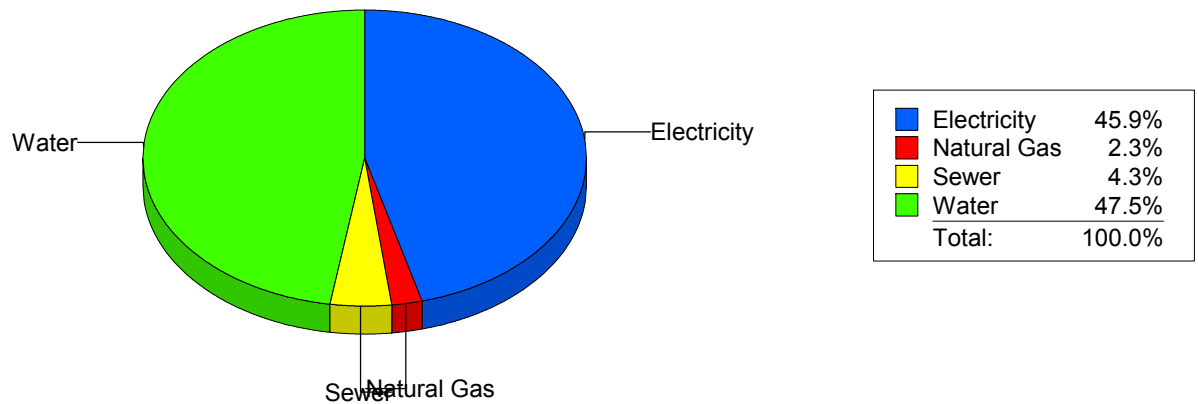
Cost Avoidance Program

Cost Summary Graph

Grouped by Energy Type

Energy Type	Use	Units	Meter Cost	Special Charges	Total Cost	Avg Unit Cost	% of Total Cost
Site: COLDWELL INTERMEDIAT - COLDWELL INTERMEDIAT							
Electricity	22,835	KWH	\$3,548.41	\$0.00	\$3,548.41	0.1554	45.92%
Natural Gas	100	CCF	\$174.75	\$0.00	\$174.75	1.7475	2.26%
Water	765	CCF	\$3,674.71	\$0.00	\$3,674.71	4.8035	47.55%
Sewer	103	CCF	\$330.29	\$0.00	\$330.29	3.2067	4.27%
Total Cost:			\$7,728.16	\$0.00	\$7,728.16		

For
COLDWELL
INTERMEDIAT



Filters: Cost Center Name Not Equal To DoNotReport; Billing Period Equal To 201308All Meter CodesAll Group Names

elpaso

Energy CAP

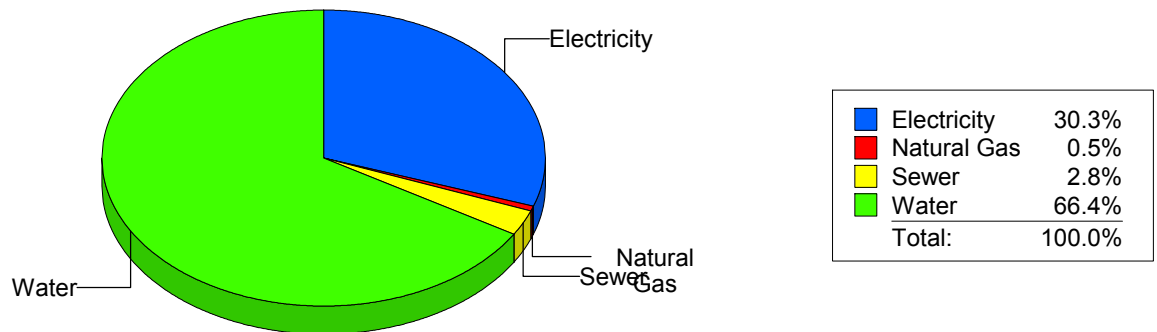
Cost Avoidance Program

Cost Summary Graph

Grouped by Energy Type

Energy Type	Use	Units	Meter Cost	Special Charges	Total Cost	Avg Unit Cost	% of Total Cost
Site: COLLINS ELEMENTARY - COLLINS ELEMENTARY							
Electricity	25,492	KWH	\$4,921.83	\$0.00	\$4,921.83	0.1931	30.31%
Natural Gas	1	CCF	\$84.14	\$0.00	\$84.14	84.1400	0.52%
Water	2,319	CCF	\$10,777.62	\$0.00	\$10,777.62	4.6475	66.38%
Sewer	221	CCF	\$453.81	\$0.00	\$453.81	2.0534	2.79%
Total Cost:			\$16,237.40	\$0.00	\$16,237.40		

For COLLINS
ELEMENTARY



Filters: Cost Center Name Not Equal To DoNotReport; Billing Period Equal To 201308All Meter CodesAll Group Names

elpaso

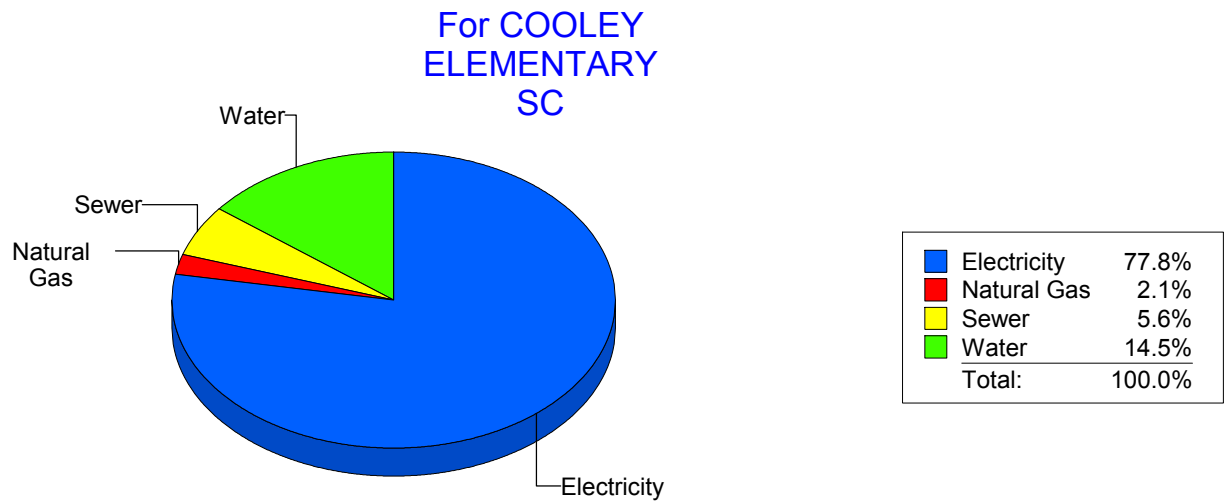
Energy CAP

Cost Avoidance Program

Cost Summary Graph

Grouped by Energy Type

Energy Type	Use	Units	Meter Cost	Special Charges	Total Cost	Avg Unit Cost	% of Total Cost
Site: COOLEY ELEMENTARY SC - COOLEY ELEMENTARY SC							
Electricity	74,400	KWH	\$9,819.07	\$0.00	\$9,819.07	0.1320	77.80%
Natural Gas	309	CCF	\$260.29	\$0.00	\$260.29	0.8424	2.06%
Water	500	CCF	\$1,834.26	\$0.00	\$1,834.26	3.6685	14.53%
Sewer	219	CCF	\$706.52	\$0.00	\$706.52	3.2261	5.60%
Total Cost:			\$12,620.14	\$0.00	\$12,620.14		



Filters: Cost Center Name Not Equal To DoNotReport; Billing Period Equal To 201308All Meter CodesAll Group Names

elpaso

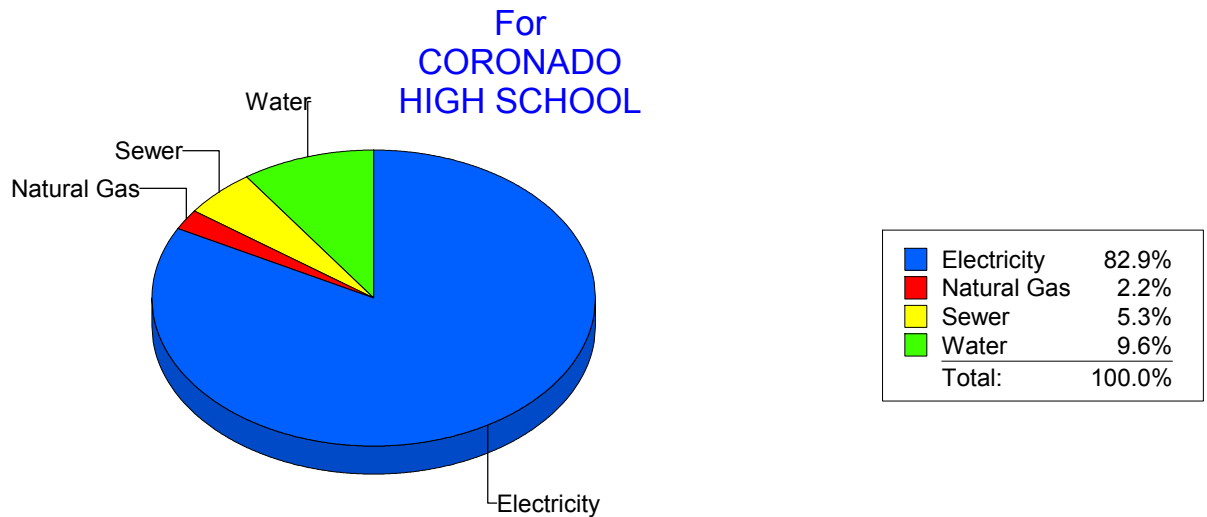
Energy CAP

Cost Avoidance Program

Cost Summary Graph

Grouped by Energy Type

Energy Type	Use	Units	Meter Cost	Special Charges	Total Cost	Avg Unit Cost	% of Total Cost
Site: CORONADO HIGH SCHOOL - CORONADO HIGH SCHOOL							
Electricity	221,216	KWH	\$29,591.43	\$0.00	\$29,591.43	0.1338	82.86%
Natural Gas	1,122	CCF	\$781.48	\$0.00	\$781.48	0.6965	2.19%
Water	2,324	CCF	\$3,445.49	\$0.00	\$3,445.49	1.4826	9.65%
Sewer	1,141	CCF	\$1,892.99	\$0.00	\$1,892.99	1.6591	5.30%
Total Cost:			\$35,711.39	\$0.00	\$35,711.39		



Filters: Cost Center Name Not Equal To DoNotReport; Billing Period Equal To 201308All Meter CodesAll Group Names

elpaso

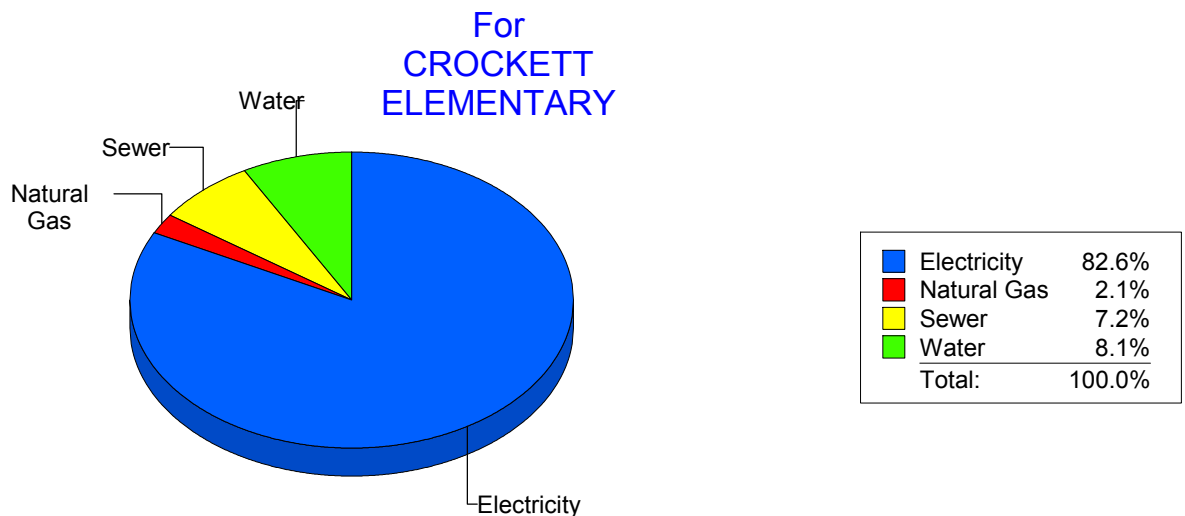
Energy CAP

Cost Avoidance Program

Cost Summary Graph

Grouped by Energy Type

Energy Type	Use	Units	Meter Cost	Special Charges	Total Cost	Avg Unit Cost	% of Total Cost
Site: CROCKETT - CROCKETT ELEMENTARY							
Electricity	17,400	KWH	\$3,594.06	\$0.00	\$3,594.06	0.2066	82.57%
Natural Gas	102	CCF	\$92.32	\$0.00	\$92.32	0.9051	2.12%
Water	87	CCF	\$350.86	\$0.00	\$350.86	4.0329	8.06%
Sewer	131	CCF	\$315.42	\$0.00	\$315.42	2.4078	7.25%
Total Cost:			\$4,352.66	\$0.00	\$4,352.66		



Filters: Cost Center Name Not Equal To DoNotReport; Billing Period Equal To 201308All Meter CodesAll Group Names

elpaso

Energy CAP

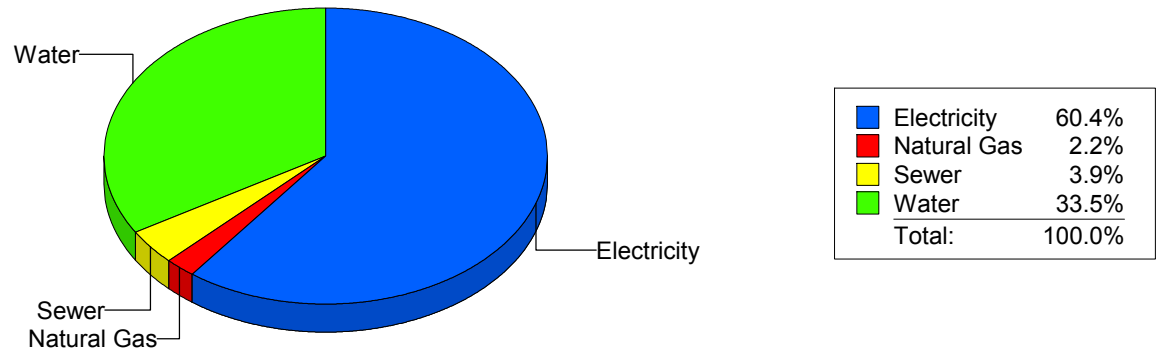
Cost Avoidance Program

Cost Summary Graph

Grouped by Energy Type

Energy Type	Use	Units	Meter Cost	Special Charges	Total Cost	Avg Unit Cost	% of Total Cost
Site: CROSBY ELEMENTARY - CROSBY ELEMENTARY							
Electricity	25,710	KWH	\$4,383.13	\$0.00	\$4,383.13	0.1705	60.41%
Natural Gas	139	CCF	\$156.71	\$0.00	\$156.71	1.1274	2.16%
Water	597	CCF	\$2,433.65	\$0.00	\$2,433.65	4.0765	33.54%
Sewer	107	CCF	\$282.30	\$0.00	\$282.30	2.6383	3.89%
Total Cost:			\$7,255.79	\$0.00	\$7,255.79		

For CROSBY
ELEMENTARY



Filters: Cost Center Name Not Equal To DoNotReport; Billing Period Equal To 201308All Meter CodesAll Group Names

elpaso

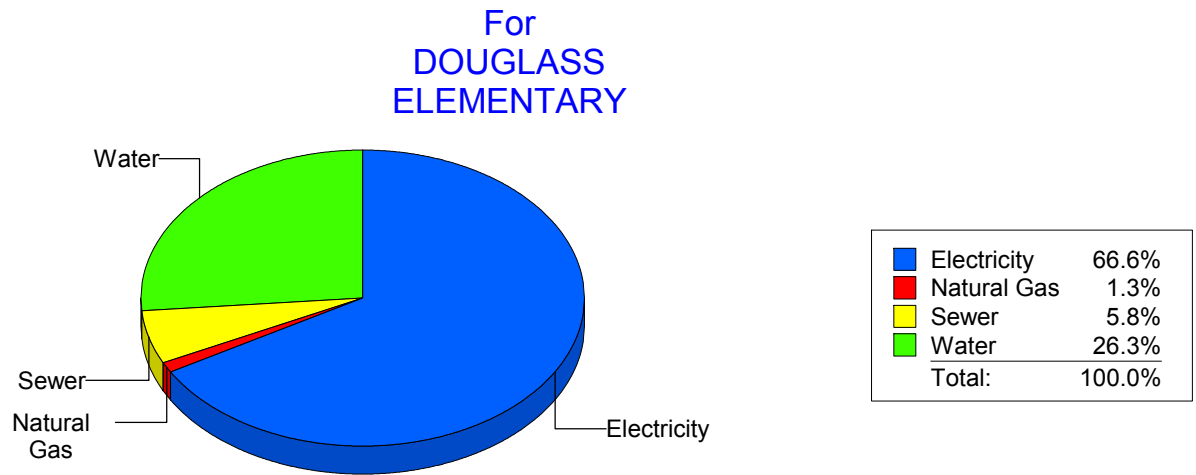
Energy CAP

Cost Avoidance Program

Cost Summary Graph

Grouped by Energy Type

Energy Type	Use	Units	Meter Cost	Special Charges	Total Cost	Avg Unit Cost	% of Total Cost
Site: DOUGLASS ELEMENTARY - DOUGLASS ELEMENTARY							
Electricity	29,833	KWH	\$4,388.89	\$0.00	\$4,388.89	0.1471	66.61%
Natural Gas	0	CCF	\$83.64	\$0.00	\$83.64	0.0000	1.27%
Water	475	CCF	\$1,734.94	\$0.00	\$1,734.94	3.6525	26.33%
Sewer	142	CCF	\$381.63	\$0.00	\$381.63	2.6875	5.79%
Total Cost:			\$6,589.10	\$0.00	\$6,589.10		



Filters: Cost Center Name Not Equal To DoNotReport; Billing Period Equal To 201308All Meter CodesAll Group Names

elpaso

Energy CAP

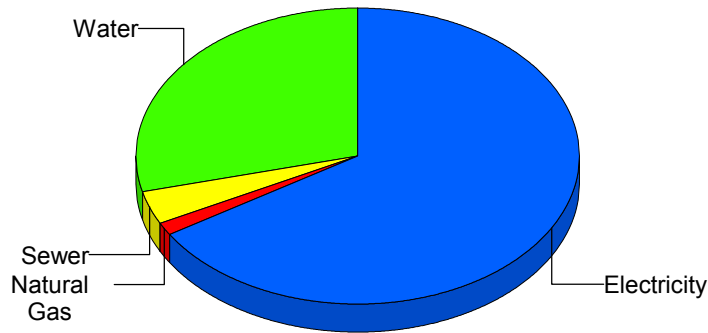
Cost Avoidance Program

Cost Summary Graph

Grouped by Energy Type

Energy Type	Use	Units	Meter Cost	Special Charges	Total Cost	Avg Unit Cost	% of Total Cost
Site: DOWELL ELEMENTARY - DOWELL ELEMENTARY							
Electricity	14,233	KWH	\$2,590.67	\$0.00	\$2,590.67	0.1820	66.14%
Natural Gas	33	CCF	\$57.95	\$0.00	\$57.95	1.7561	1.48%
Water	521	CCF	\$1,126.50	\$0.00	\$1,126.50	2.1622	28.76%
Sewer	64	CCF	\$141.83	\$0.00	\$141.83	2.2161	3.62%
Total Cost:			\$3,916.95	\$0.00	\$3,916.95		

For DOWELL
ELEMENTARY



Electricity	66.1%
Natural Gas	1.5%
Sewer	3.6%
Water	28.8%
Total:	100.0%

Filters: Cost Center Name Not Equal To DoNotReport; Billing Period Equal To 201308All Meter CodesAll Group Names

elpaso

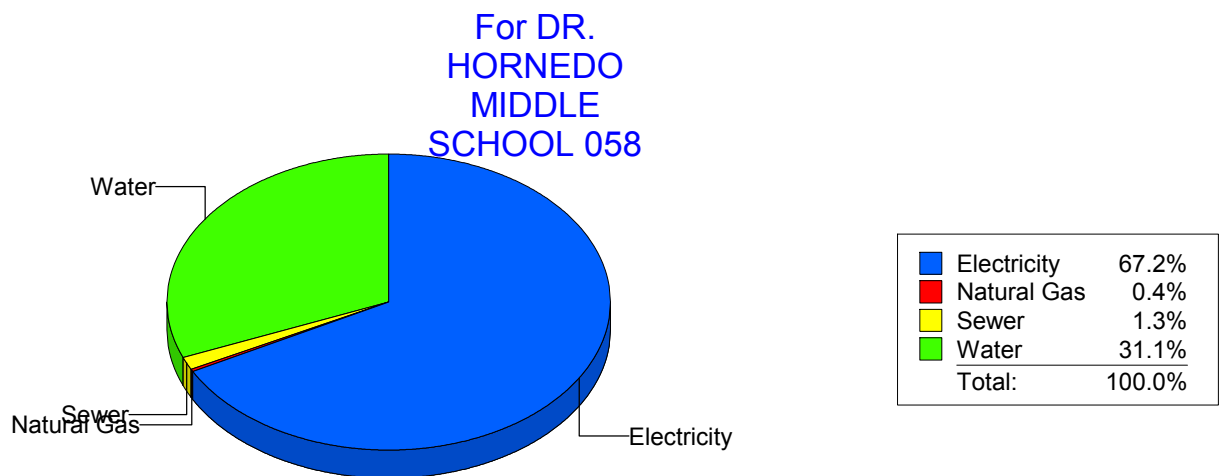
Energy CAP

Cost Avoidance Program

Cost Summary Graph

Grouped by Energy Type

Energy Type	Use	Units	Meter Cost	Special Charges	Total Cost	Avg Unit Cost	% of Total Cost
Site: DRHORNEDOMIDDLESCHOOL - DR. HORNEDO MIDDLE SCHOOL 058							
Electricity	129,600	KWH	\$18,496.15	\$0.00	\$18,496.15	0.1427	67.20%
Natural Gas	136	CCF	\$113.05	\$0.00	\$113.05	0.8313	0.41%
Water	2,295	CCF	\$8,552.65	\$0.00	\$8,552.65	3.7266	31.07%
Sewer	97	CCF	\$363.09	\$0.00	\$363.09	3.7432	1.32%
Total Cost:			\$27,524.94	\$0.00	\$27,524.94		



Filters: Cost Center Name Not Equal To DoNotReport; Billing Period Equal To 201308All Meter CodesAll Group Names

elpaso

Energy CAP

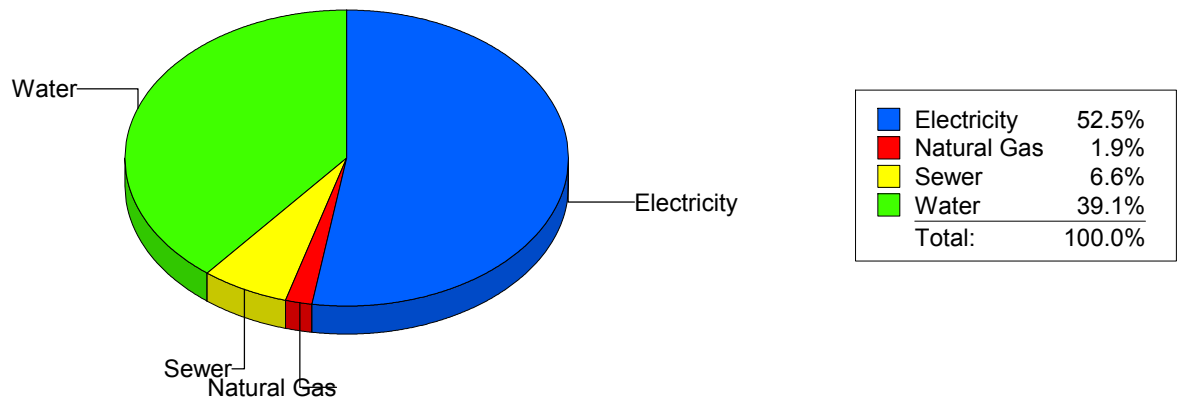
Cost Avoidance Program

Cost Summary Graph

Grouped by Energy Type

Energy Type	Use	Units	Meter Cost	Special Charges	Total Cost	Avg Unit Cost	% of Total Cost
Site: DR. L.A. NIXON ELEME - DR. L.A. NIXON ELEME							
Electricity	25,520	KWH	\$4,303.10	\$0.00	\$4,303.10	0.1686	52.46%
Natural Gas	134	CCF	\$153.65	\$0.00	\$153.65	1.1466	1.87%
Water	848	CCF	\$3,204.16	\$0.00	\$3,204.16	3.7785	39.06%
Sewer	197	CCF	\$541.52	\$0.00	\$541.52	2.7488	6.60%
Total Cost:			\$8,202.43	\$0.00	\$8,202.43		

For DR. L.A.
NIXON ELEME



Filters: Cost Center Name Not Equal To DoNotReport; Billing Period Equal To 201308All Meter CodesAll Group Names

elpaso

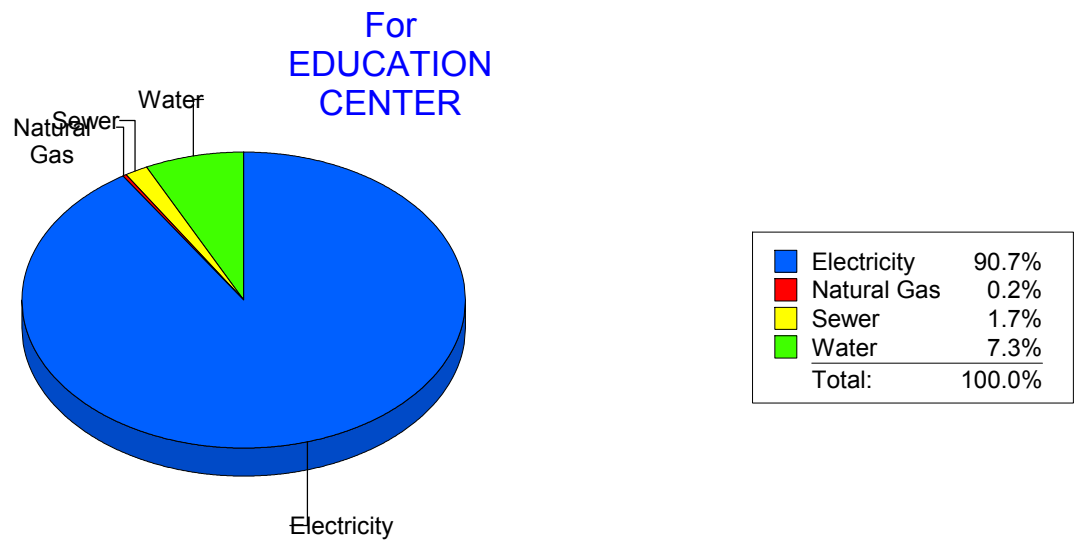
Energy CAP

Cost Avoidance Program

Cost Summary Graph

Grouped by Energy Type

Energy Type	Use	Units	Meter Cost	Special Charges	Total Cost	Avg Unit Cost	% of Total Cost
Site: EDUCATION CENTER - EDUCATION CENTER							
Electricity	318,313	KWH	\$33,787.84	\$0.00	\$33,787.84	0.1061	90.74%
Natural Gas	100	CCF	\$91.11	\$0.00	\$91.11	0.9111	0.24%
Water	911	CCF	\$2,722.36	\$0.00	\$2,722.36	2.9883	7.31%
Sewer	264	CCF	\$633.98	\$0.00	\$633.98	2.4014	1.70%
Total Cost:			\$37,235.29	\$0.00	\$37,235.29		



Filters: Cost Center Name Not Equal To DoNotReport; Billing Period Equal To 201308All Meter CodesAll Group Names

elpaso

Energy CAP

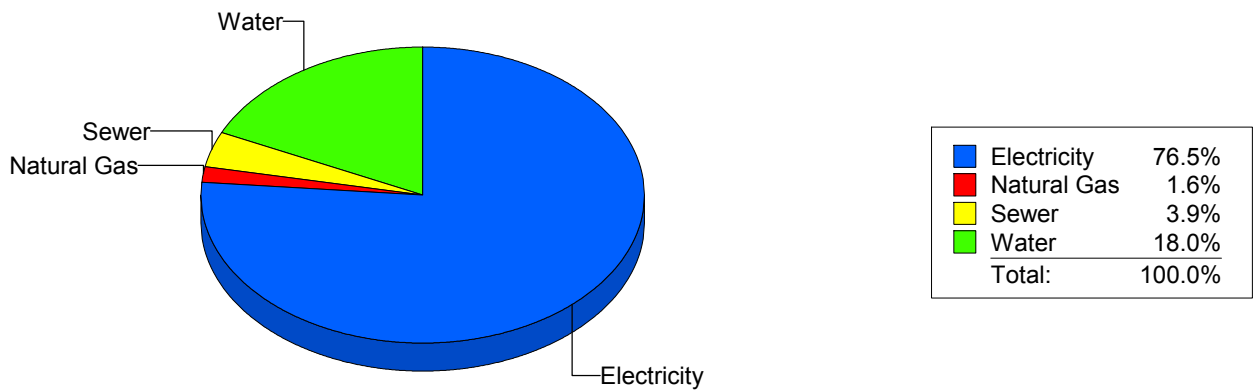
Cost Avoidance Program

Cost Summary Graph

Grouped by Energy Type

Energy Type	Use	Units	Meter Cost	Special Charges	Total Cost	Avg Unit Cost	% of Total Cost
Site: EL PASO HIGH SCHOOL - EL PASO HIGH SCHOOL							
Electricity	179,347	KWH	\$23,018.78	\$0.00	\$23,018.78	0.1283	76.49%
Natural Gas	446	CCF	\$484.16	\$0.00	\$484.16	1.0856	1.61%
Water	1,758	CCF	\$5,429.28	\$0.00	\$5,429.28	3.0883	18.04%
Sewer	518	CCF	\$1,160.22	\$0.00	\$1,160.22	2.2398	3.86%
Total Cost:			\$30,092.44	\$0.00	\$30,092.44		

For EL PASO
HIGH SCHOOL



Filters: Cost Center Name Not Equal To DoNotReport; Billing Period Equal To 201308All Meter CodesAll Group Names

elpaso

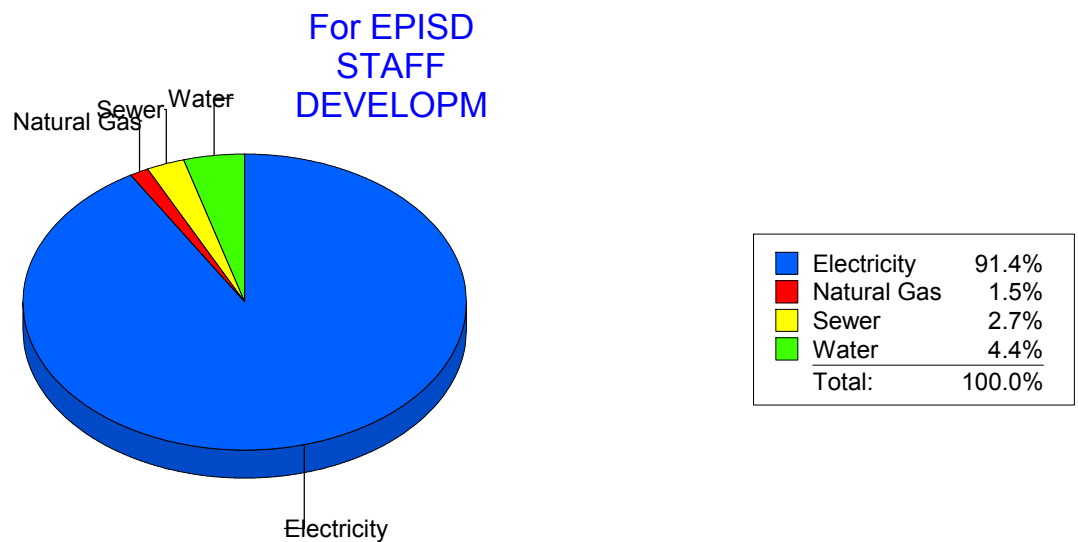
Energy CAP

Cost Avoidance Program

Cost Summary Graph

Grouped by Energy Type

Energy Type	Use	Units	Meter Cost	Special Charges	Total Cost	Avg Unit Cost	% of Total Cost
Site: EPISD STAFF DEVELOPM - EPISD STAFF DEVELOPM							
Electricity	23,800	KWH	\$2,884.41	\$0.00	\$2,884.41	0.1212	91.36%
Natural Gas	12	CCF	\$47.73	\$0.00	\$47.73	3.9775	1.51%
Water	41	CCF	\$139.68	\$0.00	\$139.68	3.4068	4.42%
Sewer	23	CCF	\$85.25	\$0.00	\$85.25	3.7065	2.70%
Total Cost:			\$3,157.07	\$0.00	\$3,157.07		



Filters: Cost Center Name Not Equal To DoNotReport; Billing Period Equal To 201308All Meter CodesAll Group Names

elpaso

Energy CAP

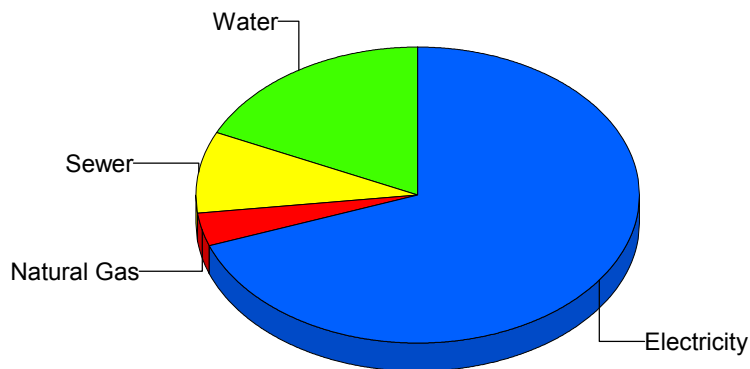
Cost Avoidance Program

Cost Summary Graph

Grouped by Energy Type

Energy Type	Use	Units	Meter Cost	Special Charges	Total Cost	Avg Unit Cost	% of Total Cost
Site: FANNIN ELEMENTARY - FANNIN ELEMENTARY							
Electricity	20,038	KWH	\$3,080.41	\$0.00	\$3,080.41	0.1537	69.49%
Natural Gas	61	CCF	\$155.53	\$0.00	\$155.53	2.5497	3.51%
Water	263	CCF	\$800.09	\$0.00	\$800.09	3.0422	18.05%
Sewer	131	CCF	\$396.93	\$0.00	\$396.93	3.0300	8.95%
Total Cost:			\$4,432.96	\$0.00	\$4,432.96		

For FANNIN
ELEMENTARY



Electricity	69.5%
Natural Gas	3.5%
Sewer	9.0%
Water	18.0%
Total:	100.0%

Filters: Cost Center Name Not Equal To DoNotReport; Billing Period Equal To 201308All Meter CodesAll Group Names

elpaso

Energy CAP

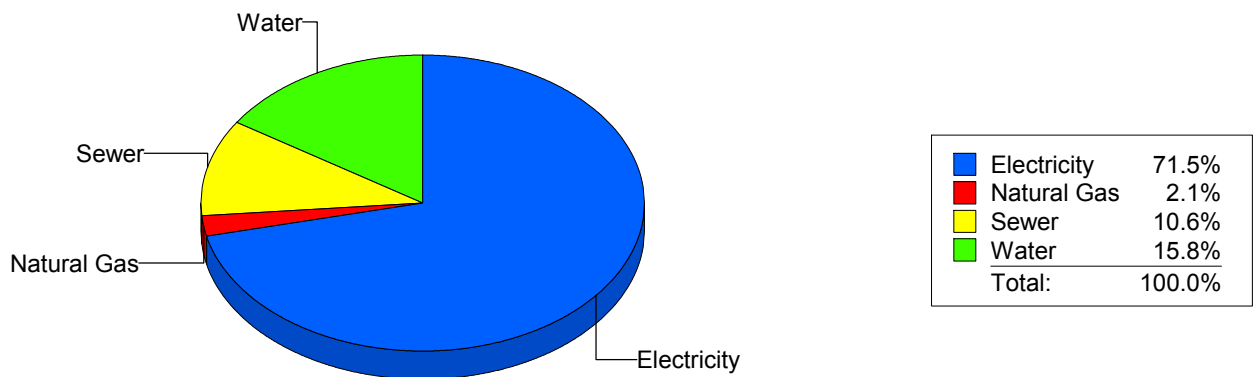
Cost Avoidance Program

Cost Summary Graph

Grouped by Energy Type

Energy Type	Use	Units	Meter Cost	Special Charges	Total Cost	Avg Unit Cost	% of Total Cost
Site: FINE ARTS/MULTIMEDIA - FINE ARTS/MULTIMEDIA							
Electricity	12,053	KWH	\$1,497.96	\$0.00	\$1,497.96	0.1243	71.47%
Natural Gas	6	CCF	\$44.77	\$0.00	\$44.77	7.4617	2.14%
Water	169	CCF	\$331.37	\$0.00	\$331.37	1.9608	15.81%
Sewer	112	CCF	\$221.88	\$0.00	\$221.88	1.9811	10.59%
Total Cost:			\$2,095.98	\$0.00	\$2,095.98		

For FINE ARTS/MULTIMEDIA



Filters: Cost Center Name Not Equal To DoNotReport; Billing Period Equal To 201308All Meter CodesAll Group Names

elpaso

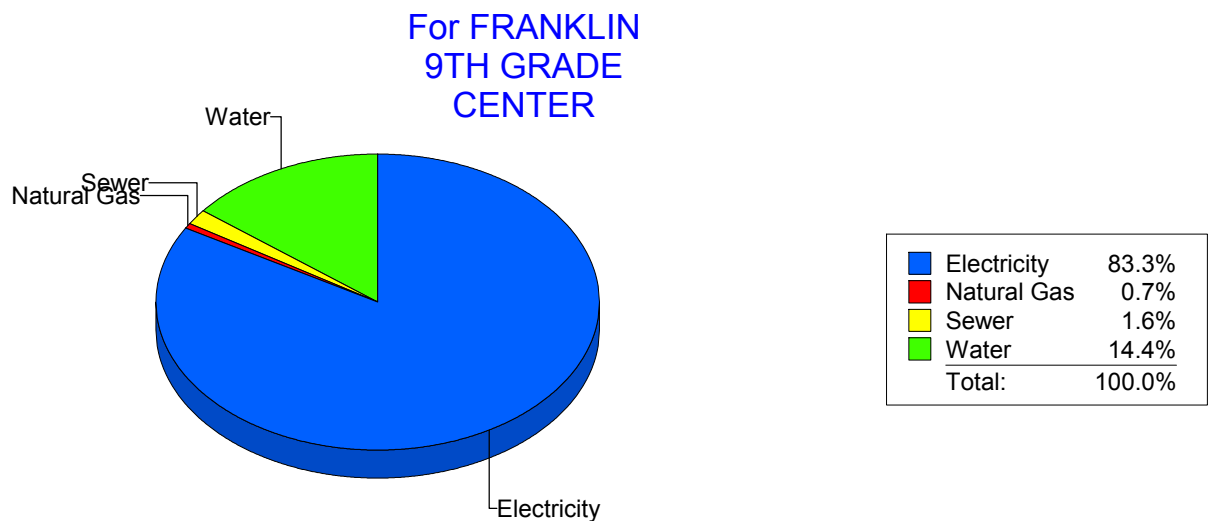
Energy CAP

Cost Avoidance Program

Cost Summary Graph

Grouped by Energy Type

Energy Type	Use	Units	Meter Cost	Special Charges	Total Cost	Avg Unit Cost	% of Total Cost
Site: FRANKLIN9THGRADECENTER - FRANKLIN 9TH GRADE CENTER							
Electricity	149,000	KWH	\$18,440.61	\$0.00	\$18,440.61	0.1238	83.27%
Natural Gas	218	CCF	\$163.02	\$0.00	\$163.02	0.7478	0.74%
Water	2,535	CCF	\$3,180.43	\$0.00	\$3,180.43	1.2546	14.36%
Sewer	95	CCF	\$360.33	\$0.00	\$360.33	3.7929	1.63%
Total Cost:			\$22,144.39	\$0.00	\$22,144.39		



Filters: Cost Center Name Not Equal To DoNotReport; Billing Period Equal To 201308All Meter CodesAll Group Names

elpaso

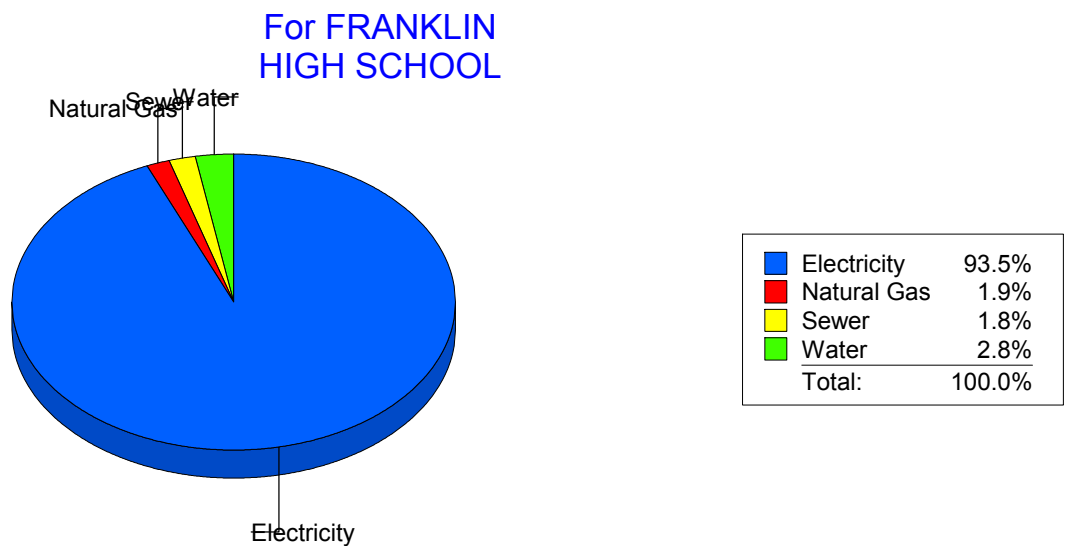
Energy CAP

Cost Avoidance Program

Cost Summary Graph

Grouped by Energy Type

Energy Type	Use	Units	Meter Cost	Special Charges	Total Cost	Avg Unit Cost	% of Total Cost
Site: FRANKLIN HIGH SCHOOL - FRANKLIN HIGH SCHOOL							
Electricity	320,726	KWH	\$33,996.09	\$0.00	\$33,996.09	0.1060	93.49%
Natural Gas	1,042	CCF	\$688.43	\$0.00	\$688.43	0.6607	1.89%
Water	501	CCF	\$1,030.13	\$0.00	\$1,030.13	2.0561	2.83%
Sewer	303	CCF	\$647.37	\$0.00	\$647.37	2.1365	1.78%
Total Cost:			\$36,362.02	\$0.00	\$36,362.02		



Filters: Cost Center Name Not Equal To DoNotReport; Billing Period Equal To 201308All Meter CodesAll Group Names

elpaso

Energy CAP

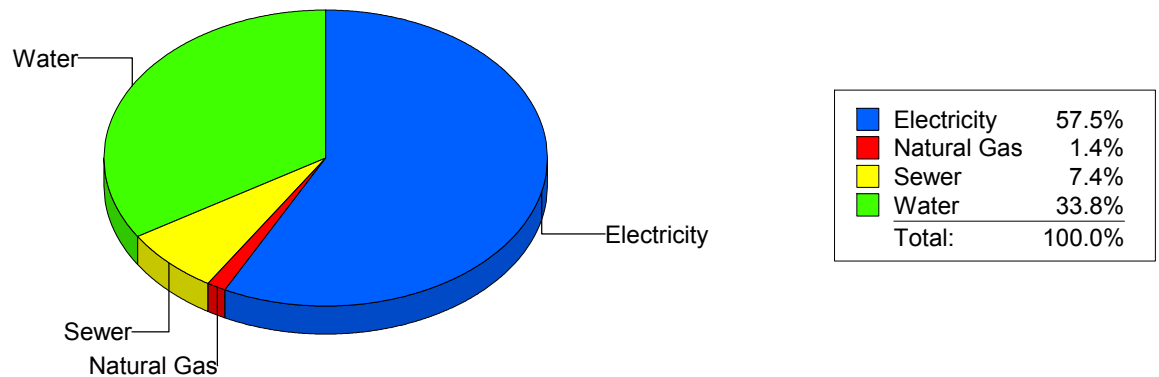
Cost Avoidance Program

Cost Summary Graph

Grouped by Energy Type

Energy Type	Use	Units	Meter Cost	Special Charges	Total Cost	Avg Unit Cost	% of Total Cost
Site: GREEN ELEMENTARY SCH - GREEN ELEMENTARY SCH							
Electricity	32,700	KWH	\$4,034.20	\$0.00	\$4,034.20	0.1234	57.47%
Natural Gas	23	CCF	\$94.97	\$0.00	\$94.97	4.1291	1.35%
Water	631	CCF	\$2,373.38	\$0.00	\$2,373.38	3.7613	33.81%
Sewer	160	CCF	\$517.35	\$0.00	\$517.35	3.2334	7.37%
Total Cost:			\$7,019.90	\$0.00	\$7,019.90		

For GREEN
ELEMENTARY
SCH



Filters: Cost Center Name Not Equal To DoNotReport; Billing Period Equal To 201308All Meter CodesAll Group Names

elpaso

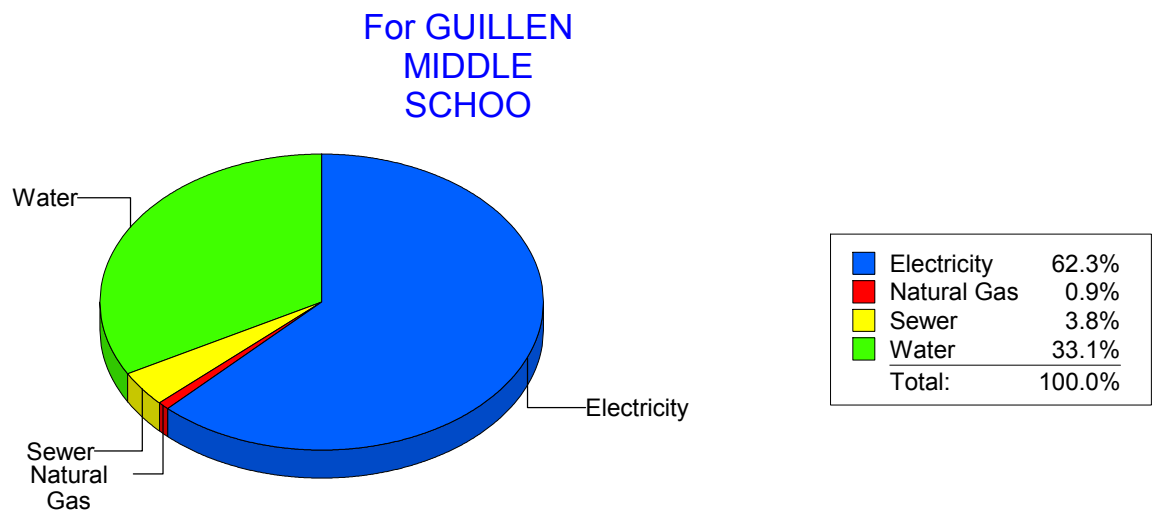
Energy CAP

Cost Avoidance Program

Cost Summary Graph

Grouped by Energy Type

Energy Type	Use	Units	Meter Cost	Special Charges	Total Cost	Avg Unit Cost	% of Total Cost
Site: GUILLEN MIDDLE SCHOO - GUILLEN MIDDLE SCHOO							
Electricity	72,407	KWH	\$10,112.18	\$0.00	\$10,112.18	0.1397	62.27%
Natural Gas	115	CCF	\$142.07	\$0.00	\$142.07	1.2354	0.87%
Water	1,653	CCF	\$5,371.89	\$0.00	\$5,371.89	3.2498	33.08%
Sewer	287	CCF	\$612.21	\$0.00	\$612.21	2.1331	3.77%
Total Cost:			\$16,238.35	\$0.00	\$16,238.35		



Filters: Cost Center Name Not Equal To DoNotReport; Billing Period Equal To 201308All Meter CodesAll Group Names

elpaso

Energy CAP

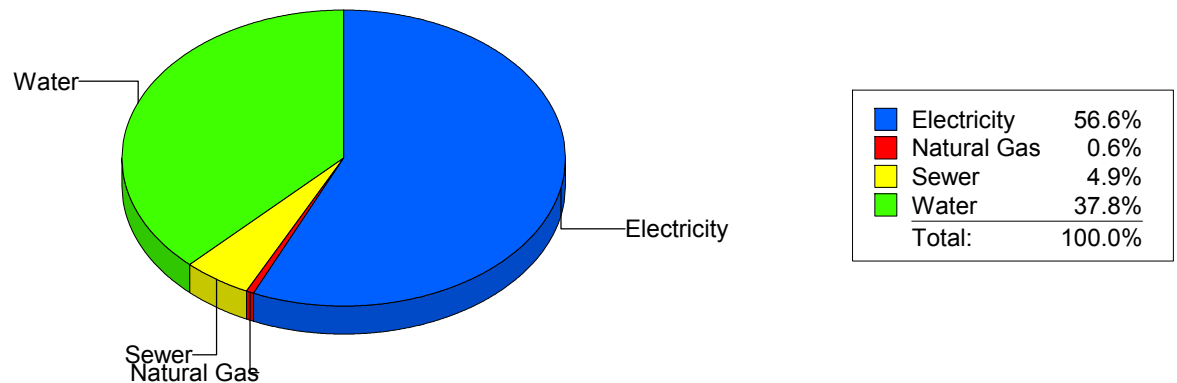
Cost Avoidance Program

Cost Summary Graph

Grouped by Energy Type

Energy Type	Use	Units	Meter Cost	Special Charges	Total Cost	Avg Unit Cost	% of Total Cost
Site: H.E. CHARLES MIDDLE - H.E. CHARLES MIDDLE							
Electricity	64,825	KWH	\$10,221.62	\$0.00	\$10,221.62	0.1577	56.64%
Natural Gas	68	CCF	\$117.17	\$0.00	\$117.17	1.7231	0.65%
Water	1,969	CCF	\$6,822.63	\$0.00	\$6,822.63	3.4650	37.80%
Sewer	476	CCF	\$886.11	\$0.00	\$886.11	1.8616	4.91%
Total Cost:			\$18,047.53	\$0.00	\$18,047.53		

For H.E.
CHARLES
MIDDLE



Filters: Cost Center Name Not Equal To DoNotReport; Billing Period Equal To 201308All Meter CodesAll Group Names

elpaso

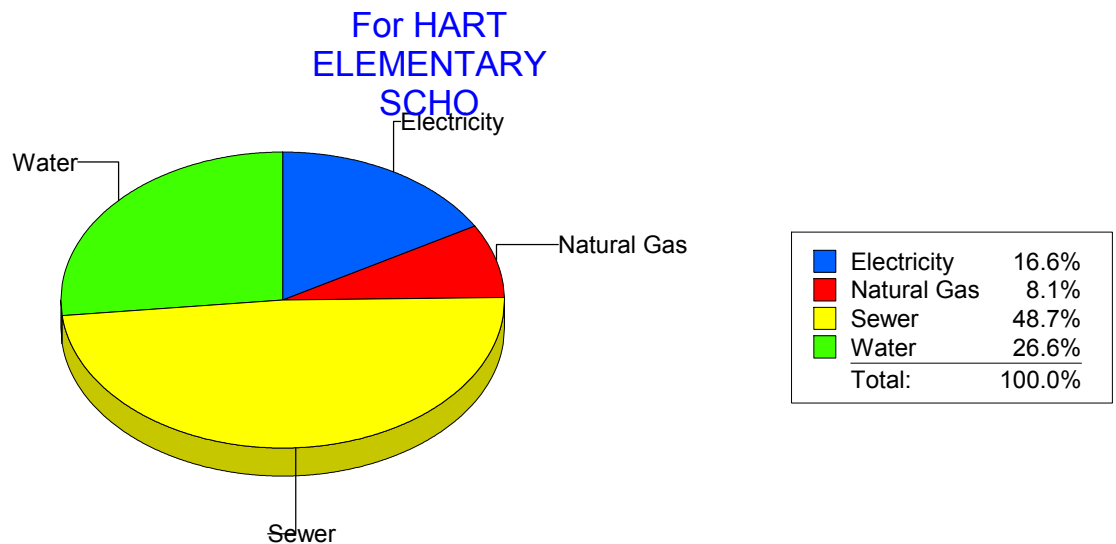
Energy CAP

Cost Avoidance Program

Cost Summary Graph

Grouped by Energy Type

Energy Type	Use	Units	Meter Cost	Special Charges	Total Cost	Avg Unit Cost	% of Total Cost
Site: HART ELEMENTARY SCHO - HART ELEMENTARY SCHO							
Electricity		355 KWH	\$97.68	\$0.00	\$97.68	0.2752	16.60%
Natural Gas		12 CCF	\$47.73	\$0.00	\$47.73	3.9775	8.11%
Water		6 CCF	\$156.32	\$0.00	\$156.32	26.0533	26.56%
Sewer		92 CCF	\$286.72	\$0.00	\$286.72	3.1165	48.72%
Total Cost:			\$588.45	\$0.00	\$588.45		



Filters: Cost Center Name Not Equal To DoNotReport; Billing Period Equal To 201308All Meter CodesAll Group Names

elpaso

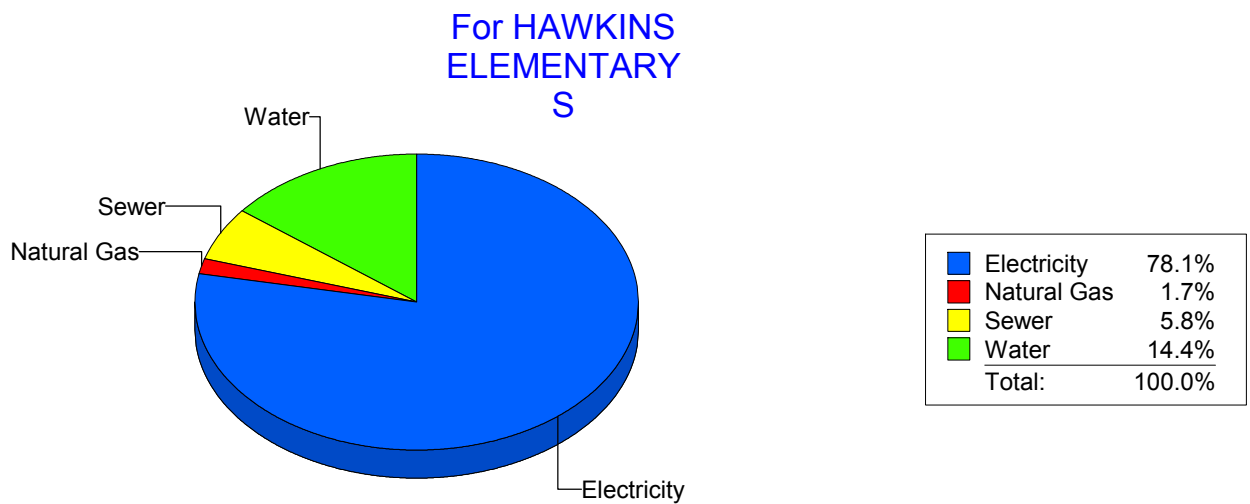
Energy CAP

Cost Avoidance Program

Cost Summary Graph

Grouped by Energy Type

Energy Type	Use	Units	Meter Cost	Special Charges	Total Cost	Avg Unit Cost	% of Total Cost
Site: HAWKINS ELEMENTARY S - HAWKINS ELEMENTARY S							
Electricity	19,305	KWH	\$2,780.80	\$0.00	\$2,780.80	0.1440	78.07%
Natural Gas	40	CCF	\$61.53	\$0.00	\$61.53	1.5383	1.73%
Water	133	CCF	\$512.01	\$0.00	\$512.01	3.8497	14.37%
Sewer	53	CCF	\$207.78	\$0.00	\$207.78	3.9204	5.83%
Total Cost:			\$3,562.12	\$0.00	\$3,562.12		



Filters: Cost Center Name Not Equal To DoNotReport; Billing Period Equal To 201308All Meter CodesAll Group Names

elpaso

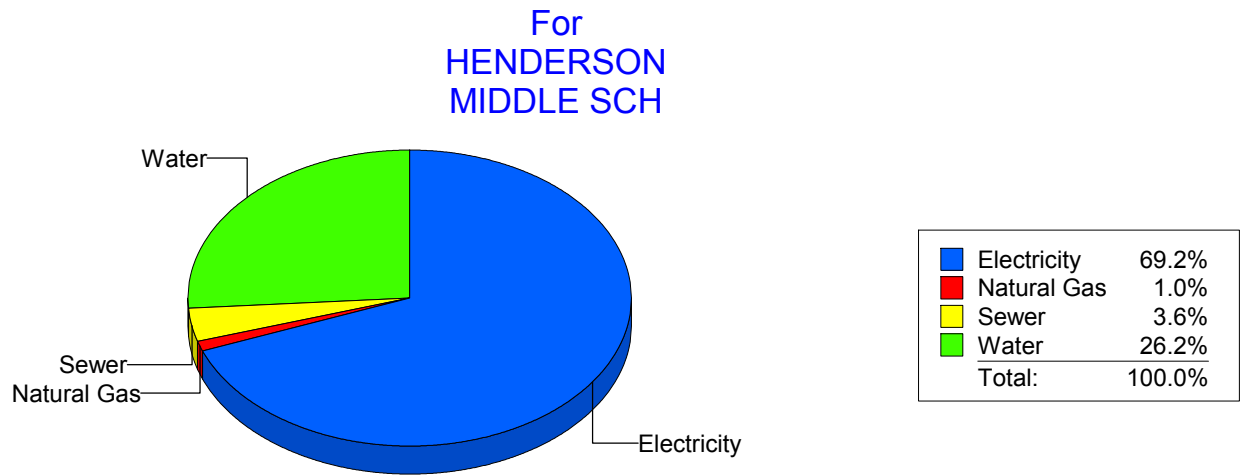
Energy CAP

Cost Avoidance Program

Cost Summary Graph

Grouped by Energy Type

Energy Type	Use	Units	Meter Cost	Special Charges	Total Cost	Avg Unit Cost	% of Total Cost
Site: HENDERSON MIDDLE SCH - HENDERSON MIDDLE SCH							
Electricity	46,126	KWH	\$6,748.90	\$0.00	\$6,748.90	0.1463	69.24%
Natural Gas	104	CCF	\$93.55	\$0.00	\$93.55	0.8995	0.96%
Water	977	CCF	\$2,555.53	\$0.00	\$2,555.53	2.6157	26.22%
Sewer	204	CCF	\$348.84	\$0.00	\$348.84	1.7100	3.58%
Total Cost:			\$9,746.82	\$0.00	\$9,746.82		



Filters: Cost Center Name Not Equal To DoNotReport; Billing Period Equal To 201308All Meter CodesAll Group Names

elpaso

Energy CAP

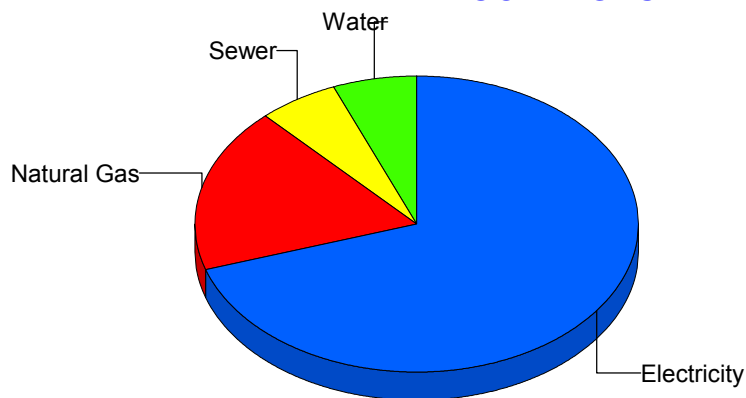
Cost Avoidance Program

Cost Summary Graph

Grouped by Energy Type

Energy Type	Use	Units	Meter Cost	Special Charges	Total Cost	Avg Unit Cost	% of Total Cost
Site: HERCULES COTTAGES - HERCULES COTTAGES							
Electricity	3,668	KWH	\$659.35	\$0.00	\$659.35	0.1798	69.95%
Natural Gas	6	CCF	\$170.23	\$0.00	\$170.23	28.3717	18.06%
Water	15	CCF	\$58.11	\$0.00	\$58.11	3.8740	6.17%
Sewer	16	CCF	\$54.87	\$0.00	\$54.87	3.4294	5.82%
Total Cost:			\$942.56	\$0.00	\$942.56		

For HERCULES COTTAGES



Electricity	70.0%
Natural Gas	18.1%
Sewer	5.8%
Water	6.2%
Total:	100.0%

Filters: Cost Center Name Not Equal To DoNotReport; Billing Period Equal To 201308All Meter CodesAll Group Names

el paso

Energy CAP

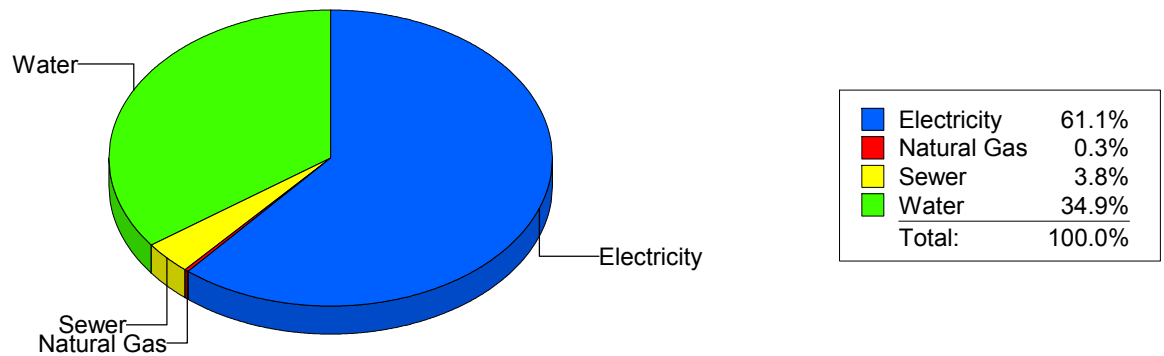
Cost Avoidance Program

Cost Summary Graph

Grouped by Energy Type

Energy Type	Use	Units	Meter Cost	Special Charges	Total Cost	Avg Unit Cost	% of Total Cost
Site: HERRERA - HERRERA ELEMENTARY							
Electricity	61,400	KWH	\$9,513.95	\$0.00	\$9,513.95	0.1550	61.06%
Natural Gas	3	CCF	\$43.31	\$0.00	\$43.31	14.4367	0.28%
Water	1,642	CCF	\$5,432.42	\$0.00	\$5,432.42	3.3084	34.87%
Sewer	262	CCF	\$590.79	\$0.00	\$590.79	2.2549	3.79%
Total Cost:			\$15,580.47	\$0.00	\$15,580.47		

For HERRERA
ELEMENTARY



Filters: Cost Center Name Not Equal To DoNotReport; Billing Period Equal To 201308All Meter CodesAll Group Names

elpaso

Energy CAP

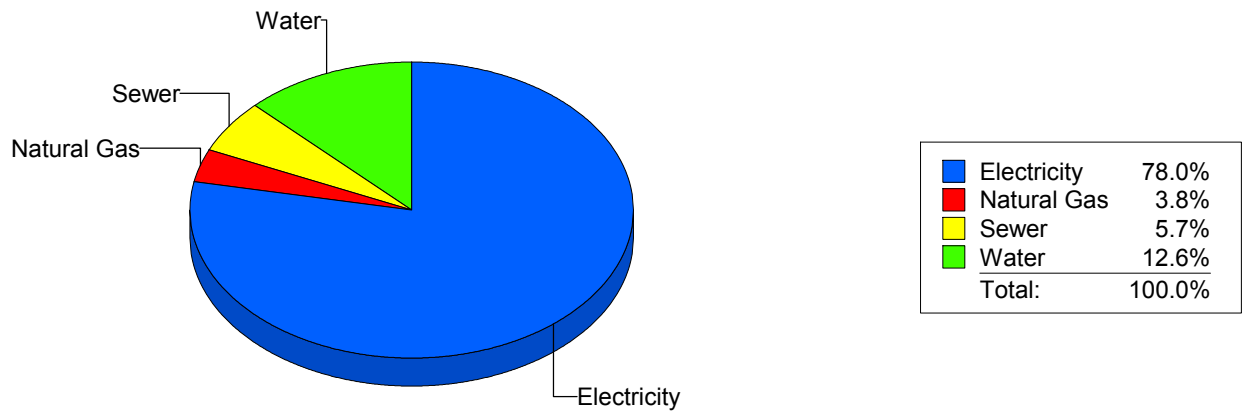
Cost Avoidance Program

Cost Summary Graph

Grouped by Energy Type

Energy Type	Use	Units	Meter Cost	Special Charges	Total Cost	Avg Unit Cost	% of Total Cost
Site: HILLSIDE ELEMENTARY - HILLSIDE ELEMENTARY							
Electricity	24,947	KWH	\$4,845.36	\$0.00	\$4,845.36	0.1942	77.98%
Natural Gas	132	CCF	\$233.45	\$0.00	\$233.45	1.7686	3.76%
Water	248	CCF	\$780.80	\$0.00	\$780.80	3.1484	12.57%
Sewer	100	CCF	\$354.15	\$0.00	\$354.15	3.5415	5.70%
Total Cost:			\$6,213.76	\$0.00	\$6,213.76		

For HILLSIDE
ELEMENTARY



Filters: Cost Center Name Not Equal To DoNotReport; Billing Period Equal To 201308All Meter CodesAll Group Names

elpaso

Energy CAP

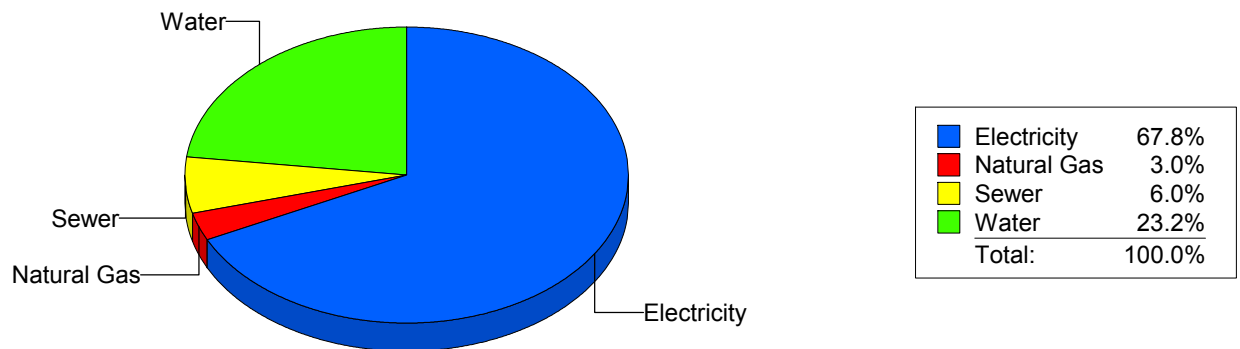
Cost Avoidance Program

Cost Summary Graph

Grouped by Energy Type

Energy Type	Use	Units	Meter Cost	Special Charges	Total Cost	Avg Unit Cost	% of Total Cost
Site: HOUSTON INTERMEDIATE - HOUSTON INTERMEDIATE							
Electricity	27,033	KWH	\$4,144.51	\$0.00	\$4,144.51	0.1533	67.84%
Natural Gas	117	CCF	\$184.53	\$0.00	\$184.53	1.5772	3.02%
Water	382	CCF	\$1,415.34	\$0.00	\$1,415.34	3.7051	23.17%
Sewer	100	CCF	\$365.08	\$0.00	\$365.08	3.6508	5.98%
Total Cost:			\$6,109.46	\$0.00	\$6,109.46		

For HOUSTON
INTERMEDIATE



Filters: Cost Center Name Not Equal To DoNotReport; Billing Period Equal To 201308All Meter CodesAll Group Names

elpaso

Energy CAP

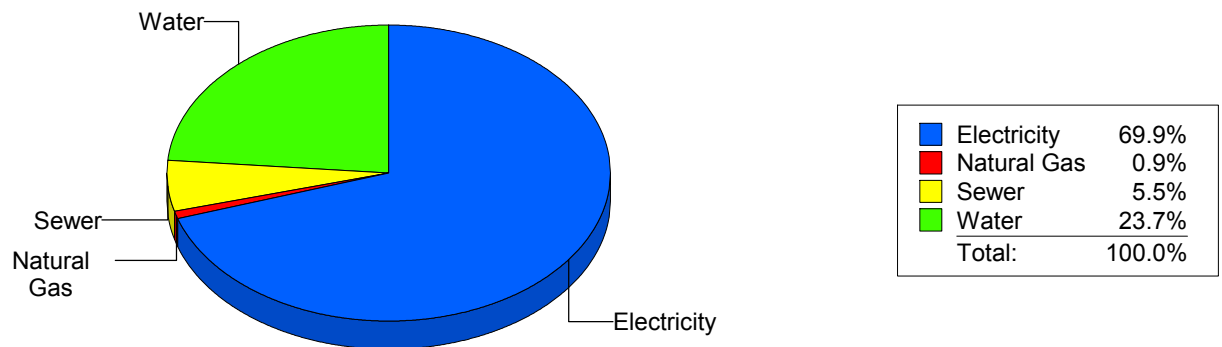
Cost Avoidance Program

Cost Summary Graph

Grouped by Energy Type

Energy Type	Use	Units	Meter Cost	Special Charges	Total Cost	Avg Unit Cost	% of Total Cost
Site: MOYE - HR MOYE							
Electricity	55,560	KWH	\$8,145.07	\$0.00	\$8,145.07	0.1466	69.92%
Natural Gas	115	CCF	\$100.25	\$0.00	\$100.25	0.8717	0.86%
Water	503	CCF	\$2,758.47	\$0.00	\$2,758.47	5.4840	23.68%
Sewer	302	CCF	\$645.99	\$0.00	\$645.99	2.1390	5.55%
Total Cost:			\$11,649.78	\$0.00	\$11,649.78		

For HR MOYE



Filters: Cost Center Name Not Equal To DoNotReport; Billing Period Equal To 201308All Meter CodesAll Group Names

el Paso

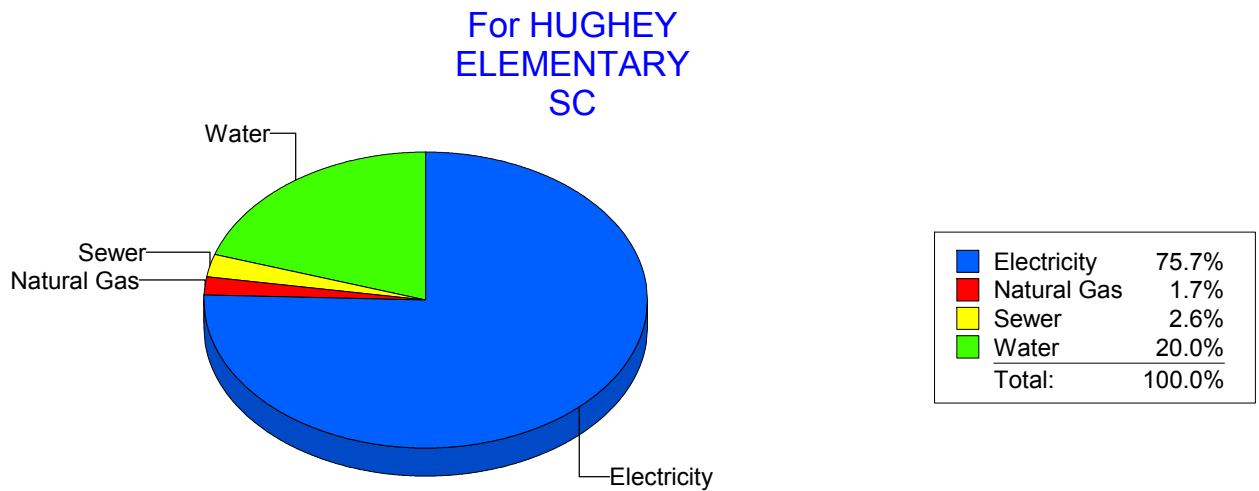
Energy CAP

Cost Avoidance Program

Cost Summary Graph

Grouped by Energy Type

Energy Type	Use	Units	Meter Cost	Special Charges	Total Cost	Avg Unit Cost	% of Total Cost
Site: HUGHEY ELEMENTARY SC - HUGHEY ELEMENTARY SC							
Electricity	35,789	KWH	\$6,022.55	\$0.00	\$6,022.55	0.1683	75.69%
Natural Gas	24	CCF	\$137.36	\$0.00	\$137.36	5.7233	1.73%
Water	323	CCF	\$1,588.03	\$0.00	\$1,588.03	4.9165	19.96%
Sewer	54	CCF	\$209.16	\$0.00	\$209.16	3.8733	2.63%
Total Cost:			\$7,957.10	\$0.00	\$7,957.10		



Filters: Cost Center Name Not Equal To DoNotReport; Billing Period Equal To 201308All Meter CodesAll Group Names

elpaso

Energy CAP

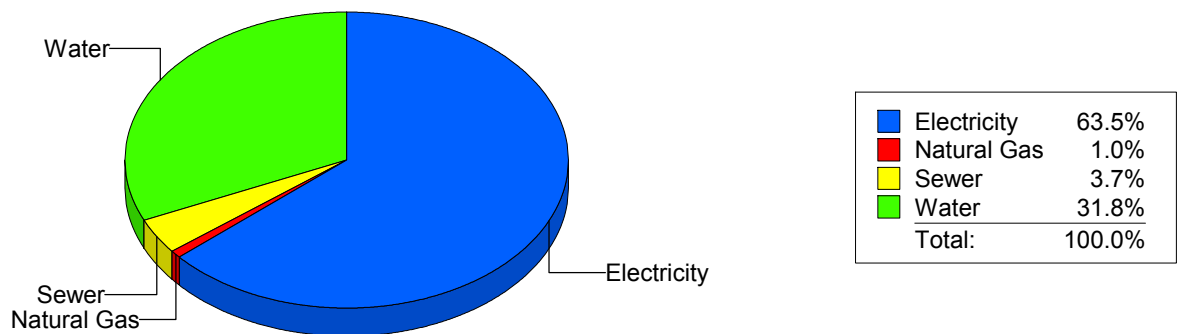
Cost Avoidance Program

Cost Summary Graph

Grouped by Energy Type

Energy Type	Use	Units	Meter Cost	Special Charges	Total Cost	Avg Unit Cost	% of Total Cost
Site: IRVIN HIGH SCHOOL - IRVIN HIGH SCHOOL							
Electricity	100,336	KWH	\$14,706.41	\$0.00	\$14,706.41	0.1466	63.48%
Natural Gas	273	CCF	\$238.36	\$0.00	\$238.36	0.8731	1.03%
Water	2,148	CCF	\$7,362.69	\$0.00	\$7,362.69	3.4277	31.78%
Sewer	515	CCF	\$859.53	\$0.00	\$859.53	1.6690	3.71%
Total Cost:			\$23,166.99	\$0.00	\$23,166.99		

For IRVIN HIGH SCHOOL



Filters: Cost Center Name Not Equal To DoNotReport; Billing Period Equal To 201308All Meter CodesAll Group Names

elpaso

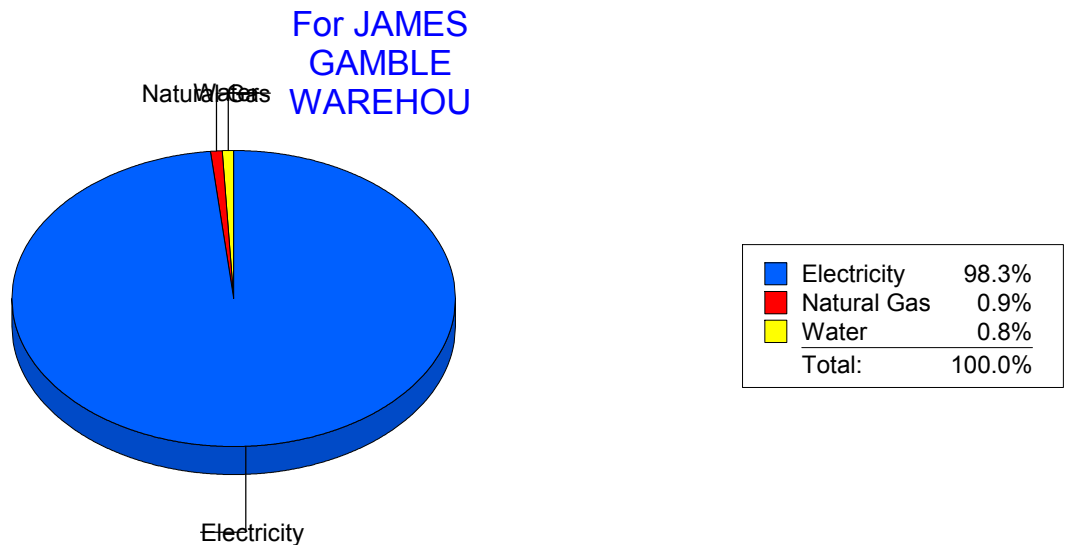
Energy CAP

Cost Avoidance Program

Cost Summary Graph

Grouped by Energy Type

Energy Type	Use	Units	Meter Cost	Special Charges	Total Cost	Avg Unit Cost	% of Total Cost
Site: JAMES GAMBLE WAREHOU - JAMES GAMBLE WAREHOU							
Electricity	34,900	KWH	\$4,778.28	\$0.00	\$4,778.28	0.1369	98.29%
Natural Gas	4	CCF	\$43.83	\$0.00	\$43.83	10.9575	0.90%
Water	0	CCF	\$39.32	\$0.00	\$39.32	0.0000	0.81%
Total Cost:			\$4,861.43	\$0.00	\$4,861.43		



Filters: Cost Center Name Not Equal To DoNotReport; Billing Period Equal To 201308All Meter CodesAll Group Names

elpaso

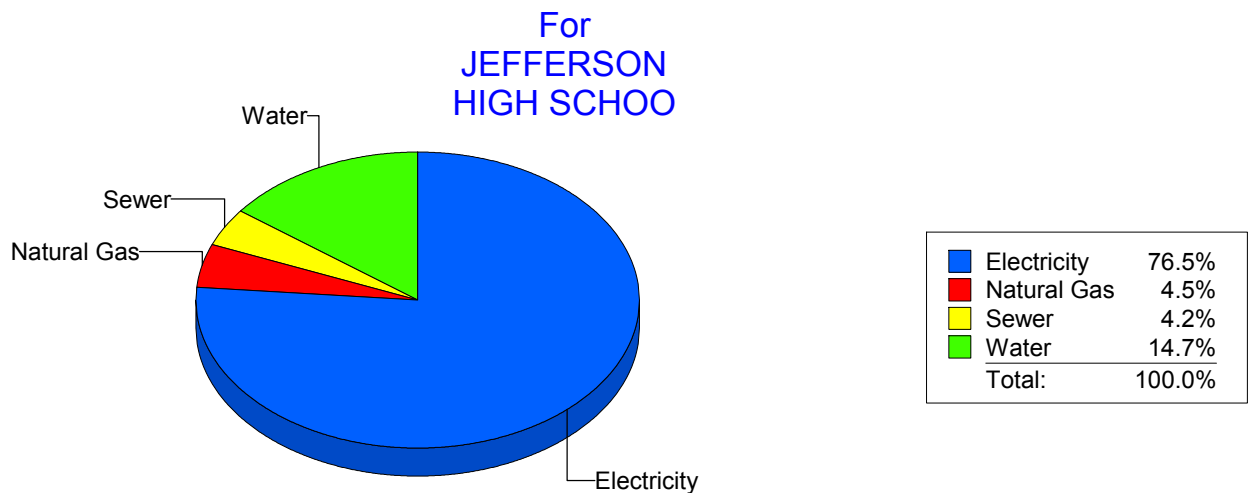
Energy CAP

Cost Avoidance Program

Cost Summary Graph

Grouped by Energy Type

Energy Type	Use	Units	Meter Cost	Special Charges	Total Cost	Avg Unit Cost	% of Total Cost
Site: JEFFERSON HIGH SCHOO - JEFFERSON HIGH SCHOO							
Electricity	114,197	KWH	\$14,817.01	\$0.00	\$14,817.01	0.1297	76.52%
Natural Gas	968	CCF	\$879.02	\$0.00	\$879.02	0.9081	4.54%
Water	1,239	CCF	\$2,850.98	\$0.00	\$2,850.98	2.3010	14.72%
Sewer	321	CCF	\$815.65	\$0.00	\$815.65	2.5410	4.21%
Total Cost:			\$19,362.66	\$0.00	\$19,362.66		



Filters: Cost Center Name Not Equal To DoNotReport; Billing Period Equal To 201308All Meter CodesAll Group Names

elpaso

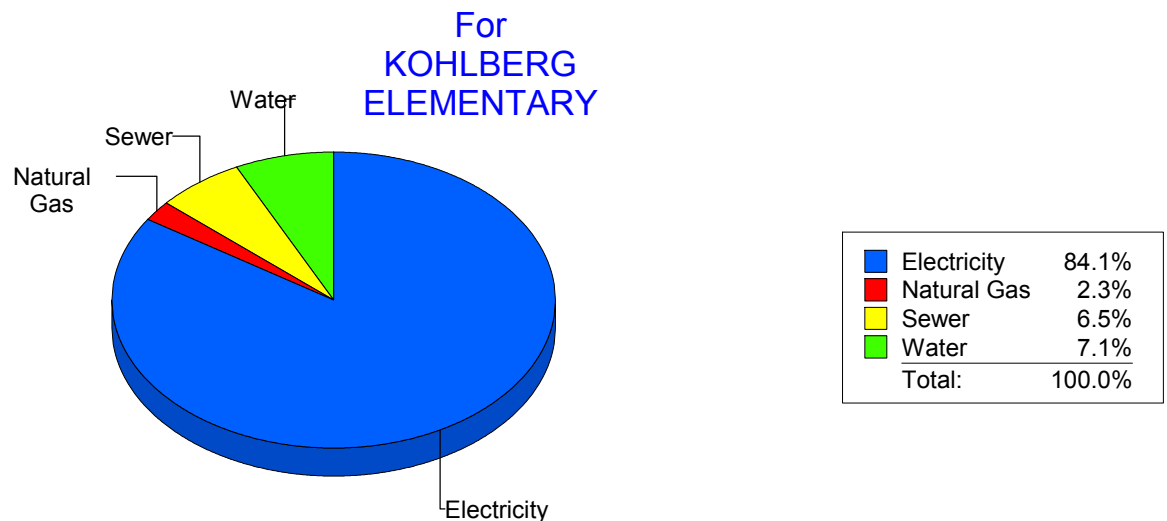
Energy CAP

Cost Avoidance Program

Cost Summary Graph

Grouped by Energy Type

Energy Type	Use	Units	Meter Cost	Special Charges	Total Cost	Avg Unit Cost	% of Total Cost
Site: KOHLBERG ELEMENTARY - KOHLBERG ELEMENTARY							
Electricity	37,140	KWH	\$6,039.52	\$0.00	\$6,039.52	0.1626	84.11%
Natural Gas	156	CCF	\$167.06	\$0.00	\$167.06	1.0709	2.33%
Water	196	CCF	\$510.51	\$0.00	\$510.51	2.6046	7.11%
Sewer	189	CCF	\$463.16	\$0.00	\$463.16	2.4506	6.45%
Total Cost:			\$7,180.25	\$0.00	\$7,180.25		



Filters: Cost Center Name Not Equal To DoNotReport; Billing Period Equal To 201308All Meter CodesAll Group Names

elpaso

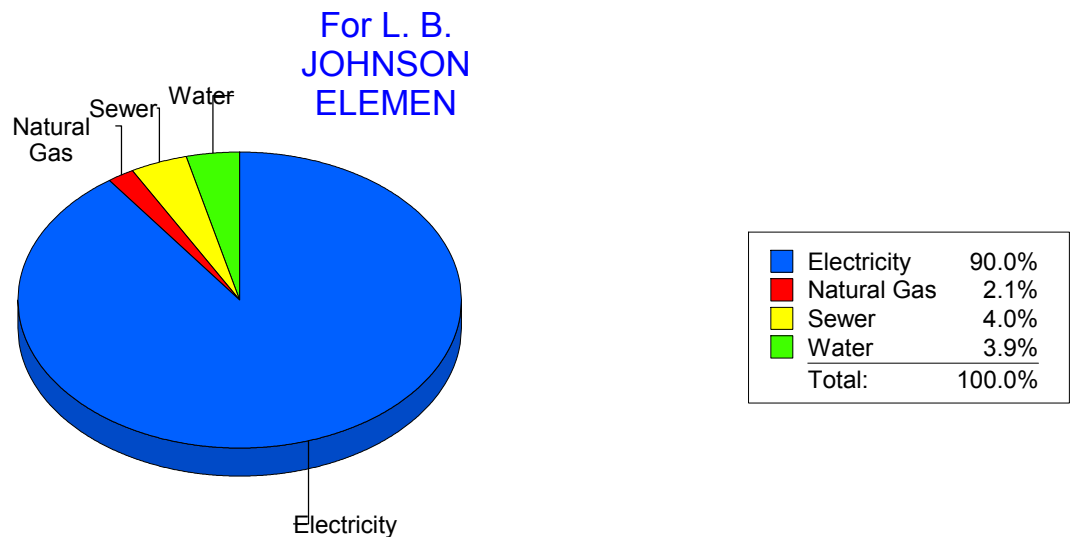
Energy CAP

Cost Avoidance Program

Cost Summary Graph

Grouped by Energy Type

Energy Type	Use	Units	Meter Cost	Special Charges	Total Cost	Avg Unit Cost	% of Total Cost
Site: L. B. JOHNSON ELEMEN - L. B. JOHNSON ELEMEN							
Electricity	49,400	KWH	\$7,675.37	\$0.00	\$7,675.37	0.1554	89.99%
Natural Gas	174	CCF	\$178.02	\$0.00	\$178.02	1.0231	2.09%
Water	175	CCF	\$330.84	\$0.00	\$330.84	1.8905	3.88%
Sewer	142	CCF	\$344.79	\$0.00	\$344.79	2.4281	4.04%
Total Cost:			\$8,529.02	\$0.00	\$8,529.02		



Filters: Cost Center Name Not Equal To DoNotReport; Billing Period Equal To 201308All Meter CodesAll Group Names

elpaso

Energy CAP

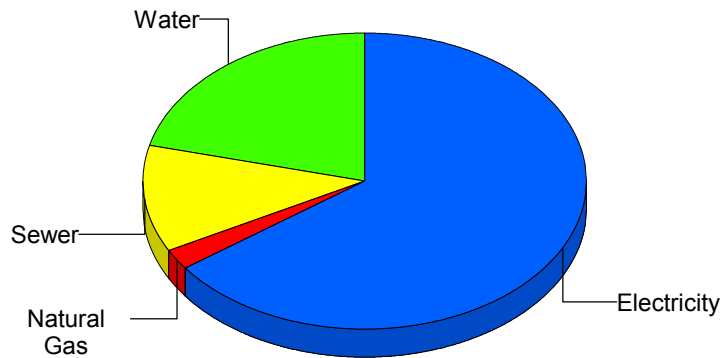
Cost Avoidance Program

Cost Summary Graph

Grouped by Energy Type

Energy Type	Use	Units	Meter Cost	Special Charges	Total Cost	Avg Unit Cost	% of Total Cost
Site: LAMAR ELEMENTARY SCH - LAMAR ELEMENTARY SCH							
Electricity	26,400	KWH	\$4,248.96	\$0.00	\$4,248.96	0.1609	64.88%
Natural Gas	60	CCF	\$155.04	\$0.00	\$155.04	2.5840	2.37%
Water	475	CCF	\$1,383.73	\$0.00	\$1,383.73	2.9131	21.13%
Sewer	287	CCF	\$761.04	\$0.00	\$761.04	2.6517	11.62%
Total Cost:			\$6,548.77	\$0.00	\$6,548.77		

For LAMAR
ELEMENTARY
SCH



Electricity	64.9%
Natural Gas	2.4%
Sewer	11.6%
Water	21.1%
Total:	100.0%

Filters: Cost Center Name Not Equal To DoNotReport; Billing Period Equal To 201308All Meter CodesAll Group Names

elpaso

Energy CAP

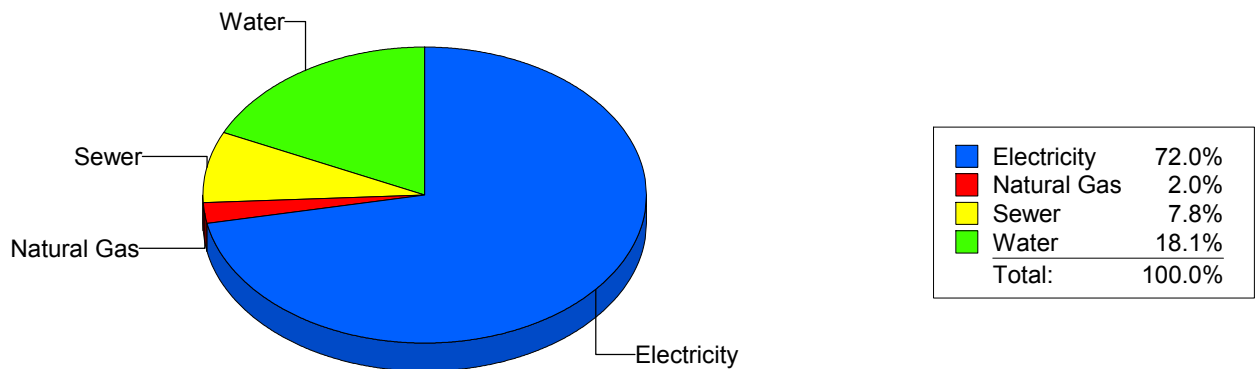
Cost Avoidance Program

Cost Summary Graph

Grouped by Energy Type

Energy Type	Use	Units	Meter Cost	Special Charges	Total Cost	Avg Unit Cost	% of Total Cost
Site: LEE ELEMENTARY - LEE ELEMENTARY							
Electricity	19,960	KWH	\$3,963.07	\$0.00	\$3,963.07	0.1986	72.04%
Natural Gas	135	CCF	\$112.44	\$0.00	\$112.44	0.8329	2.04%
Water	280	CCF	\$994.21	\$0.00	\$994.21	3.5508	18.07%
Sewer	108	CCF	\$431.78	\$0.00	\$431.78	3.9980	7.85%
Total Cost:			\$5,501.50	\$0.00	\$5,501.50		

For LEE
ELEMENTARY



Filters: Cost Center Name Not Equal To DoNotReport; Billing Period Equal To 201308All Meter CodesAll Group Names

elpaso

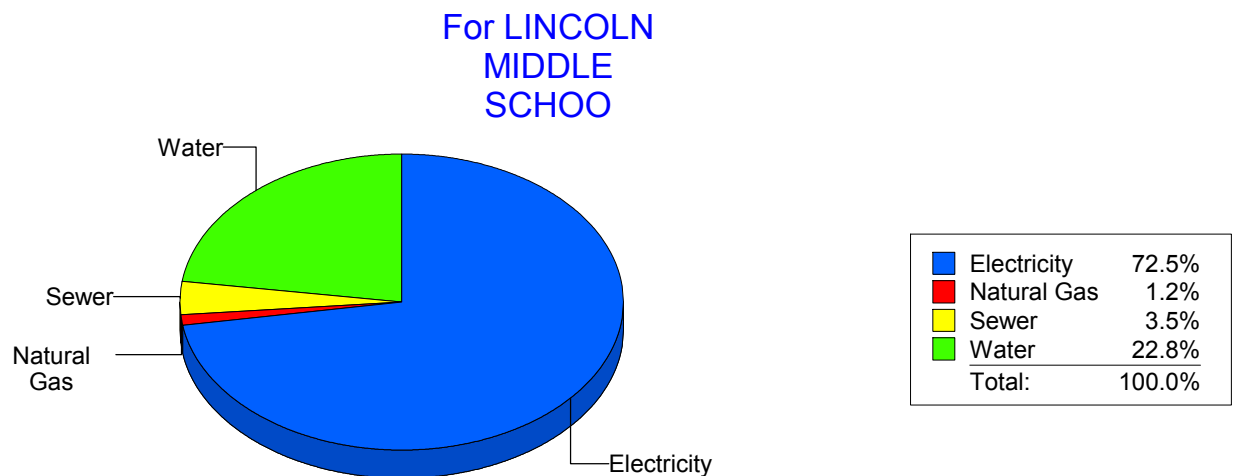
Energy CAP

Cost Avoidance Program

Cost Summary Graph

Grouped by Energy Type

Energy Type	Use	Units	Meter Cost	Special Charges	Total Cost	Avg Unit Cost	% of Total Cost
Site: LINCOLN MIDDLE SCHOO - LINCOLN MIDDLE SCHOO							
Electricity	86,000	KWH	\$13,486.47	\$0.00	\$13,486.47	0.1568	72.48%
Natural Gas	320	CCF	\$225.18	\$0.00	\$225.18	0.7037	1.21%
Water	1,323	CCF	\$4,250.90	\$0.00	\$4,250.90	3.2131	22.85%
Sewer	359	CCF	\$644.25	\$0.00	\$644.25	1.7946	3.46%
Total Cost:			\$18,606.80	\$0.00	\$18,606.80		



Filters: Cost Center Name Not Equal To DoNotReport; Billing Period Equal To 201308All Meter CodesAll Group Names

elpaso

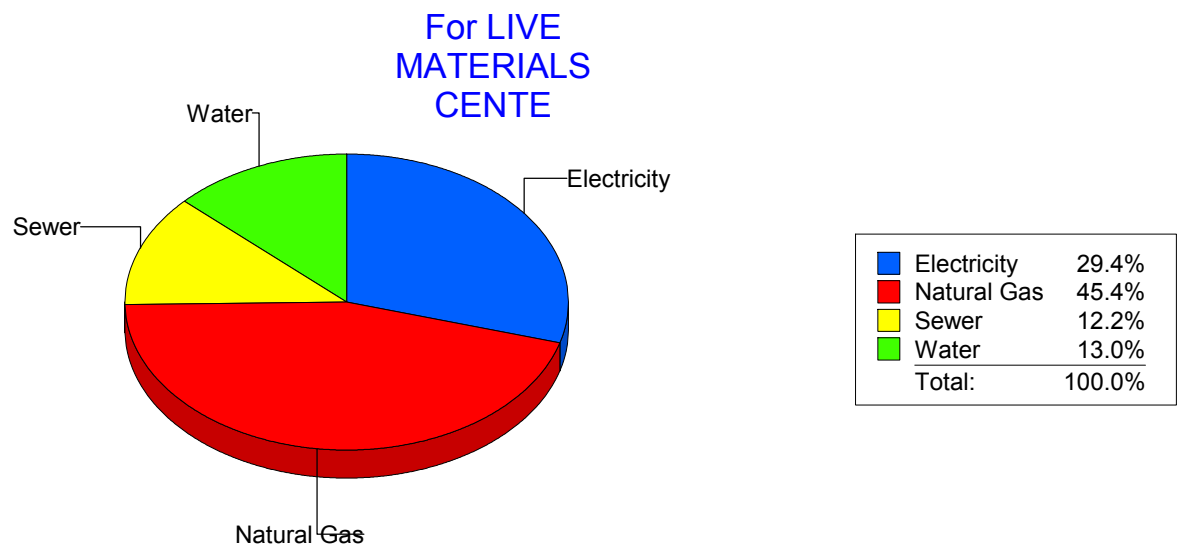
Energy CAP

Cost Avoidance Program

Cost Summary Graph

Grouped by Energy Type

Energy Type	Use	Units	Meter Cost	Special Charges	Total Cost	Avg Unit Cost	% of Total Cost
Site: LIVE MATERIALS CENTE - LIVE MATERIALS CENTE							
Electricity	189 KWH		\$56.14	\$0.00	\$56.14	0.2970	29.44%
Natural Gas	6 CCF		\$86.59	\$0.00	\$86.59	14.4317	45.41%
Water	1 CCF		\$24.70	\$0.00	\$24.70	24.7000	12.95%
Sewer	1 CCF		\$23.24	\$0.00	\$23.24	23.2400	12.19%
Total Cost:			\$190.67	\$0.00	\$190.67		



Filters: Cost Center Name Not Equal To DoNotReport; Billing Period Equal To 201308All Meter CodesAll Group Names

elpaso

Energy CAP

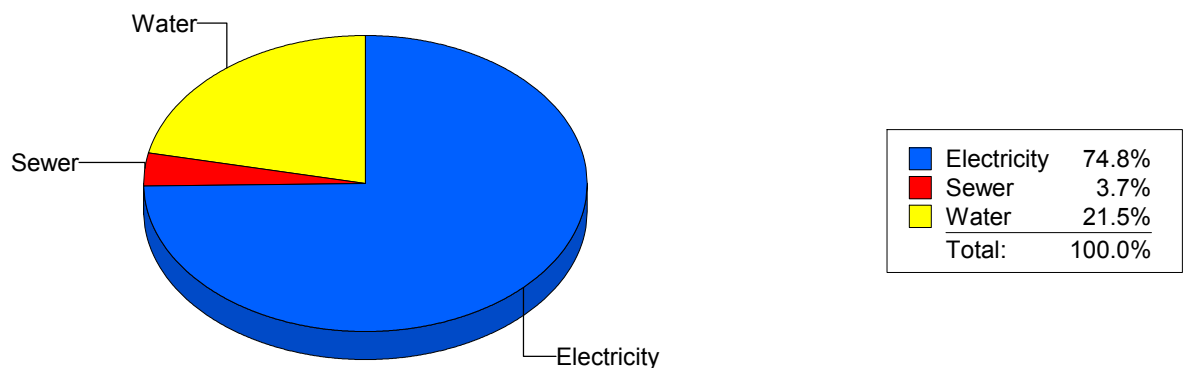
Cost Avoidance Program

Cost Summary Graph

Grouped by Energy Type

Energy Type	Use	Units	Meter Cost	Special Charges	Total Cost	Avg Unit Cost	% of Total Cost
Site: LOGAN ELEMENTARY - LOGAN ELEMENTARY							
Electricity	20,480	KWH	\$3,470.02	\$0.00	\$3,470.02	0.1694	74.81%
Water	288	CCF	\$998.78	\$0.00	\$998.78	3.4680	21.53%
Sewer	74	CCF	\$169.44	\$0.00	\$169.44	2.2897	3.65%
Total Cost:			\$4,638.24	\$0.00	\$4,638.24		

For LOGAN
ELEMENTARY



Filters: Cost Center Name Not Equal To DoNotReport; Billing Period Equal To 201308All Meter CodesAll Group Names

elpaso

Energy CAP

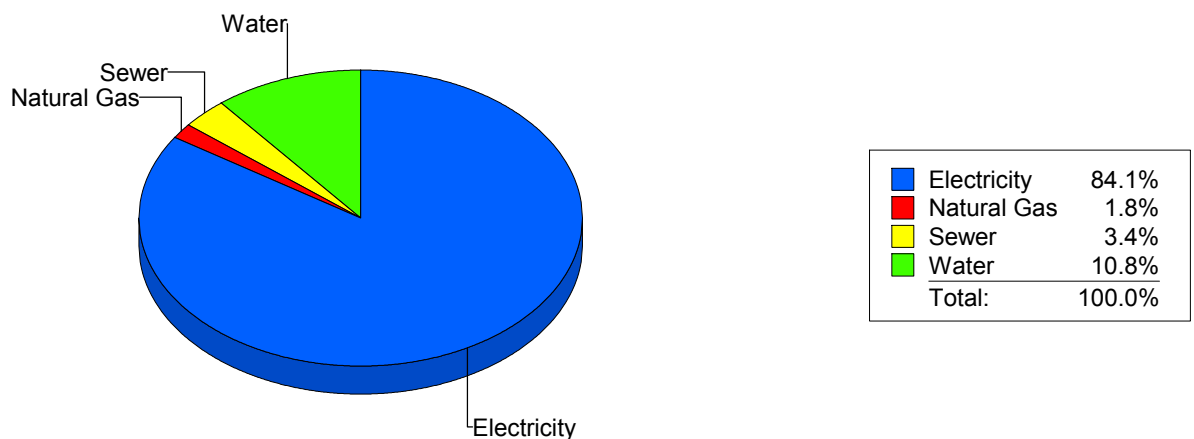
Cost Avoidance Program

Cost Summary Graph

Grouped by Energy Type

Energy Type	Use	Units	Meter Cost	Special Charges	Total Cost	Avg Unit Cost	% of Total Cost
Site: LUNDY - LUNDY							
Electricity	68,400	KWH	\$9,163.60	\$0.00	\$9,163.60	0.1340	84.07%
Natural Gas	215	CCF	\$197.09	\$0.00	\$197.09	0.9167	1.81%
Water	282	CCF	\$1,171.74	\$0.00	\$1,171.74	4.1551	10.75%
Sewer	100	CCF	\$367.23	\$0.00	\$367.23	3.6723	3.37%
Total Cost:			\$10,899.66	\$0.00	\$10,899.66		

For LUNDY



Filters: Cost Center Name Not Equal To DoNotReport; Billing Period Equal To 201308All Meter CodesAll Group Names

elpaso

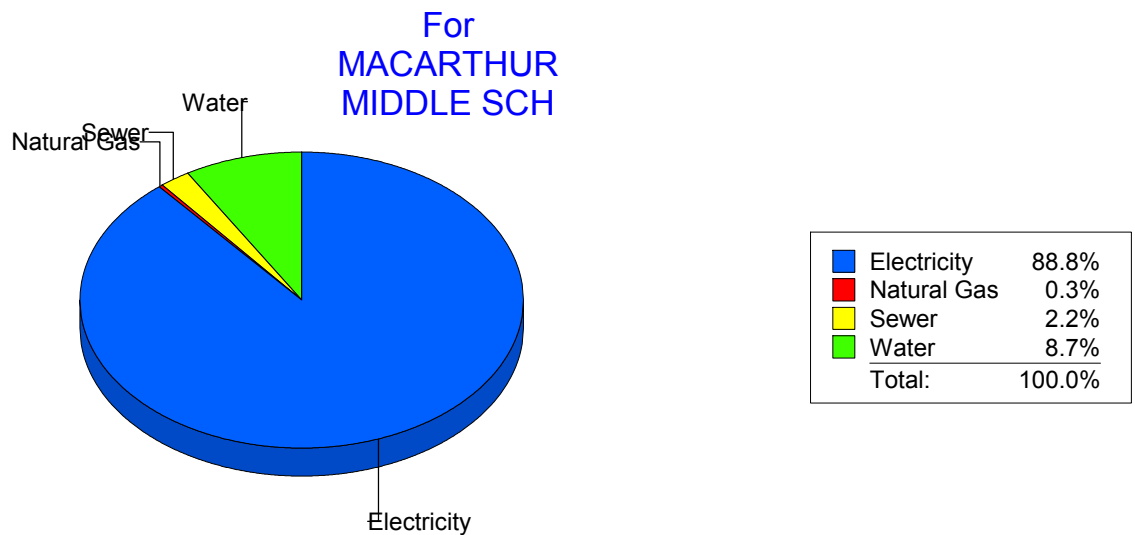
Energy CAP

Cost Avoidance Program

Cost Summary Graph

Grouped by Energy Type

Energy Type	Use	Units	Meter Cost	Special Charges	Total Cost	Avg Unit Cost	% of Total Cost
Site: MACARTHUR MIDDLE SCH - MACARTHUR MIDDLE SCH							
Electricity	78,200	KWH	\$12,898.50	\$0.00	\$12,898.50	0.1649	88.79%
Natural Gas	0	CCF	\$41.82	\$0.00	\$41.82	0.0000	0.29%
Water	308	CCF	\$1,268.72	\$0.00	\$1,268.72	4.1192	8.73%
Sewer	123	CCF	\$318.57	\$0.00	\$318.57	2.5900	2.19%
Total Cost:			\$14,527.61	\$0.00	\$14,527.61		



Filters: Cost Center Name Not Equal To DoNotReport; Billing Period Equal To 201308All Meter CodesAll Group Names

elpaso

Energy CAP

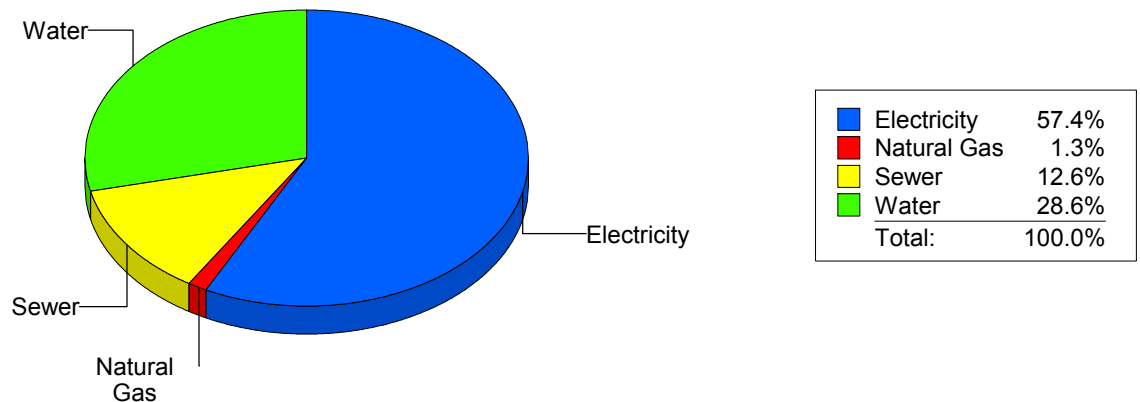
Cost Avoidance Program

Cost Summary Graph

Grouped by Energy Type

Energy Type	Use	Units	Meter Cost	Special Charges	Total Cost	Avg Unit Cost	% of Total Cost
Site: MAGOFFIN MIDDLE SCHO - MAGOFFIN MIDDLE SCHO							
Electricity	16,850	KWH	\$2,605.22	\$0.00	\$2,605.22	0.1546	57.44%
Natural Gas	37	CCF	\$59.88	\$0.00	\$59.88	1.6184	1.32%
Water	487	CCF	\$1,299.27	\$0.00	\$1,299.27	2.6679	28.64%
Sewer	248	CCF	\$571.47	\$0.00	\$571.47	2.3043	12.60%
Total Cost:			\$4,535.84	\$0.00	\$4,535.84		

For MAGOFFIN
MIDDLE SCHO



Filters: Cost Center Name Not Equal To DoNotReport; Billing Period Equal To 201308All Meter CodesAll Group Names

elpaso

Energy CAP

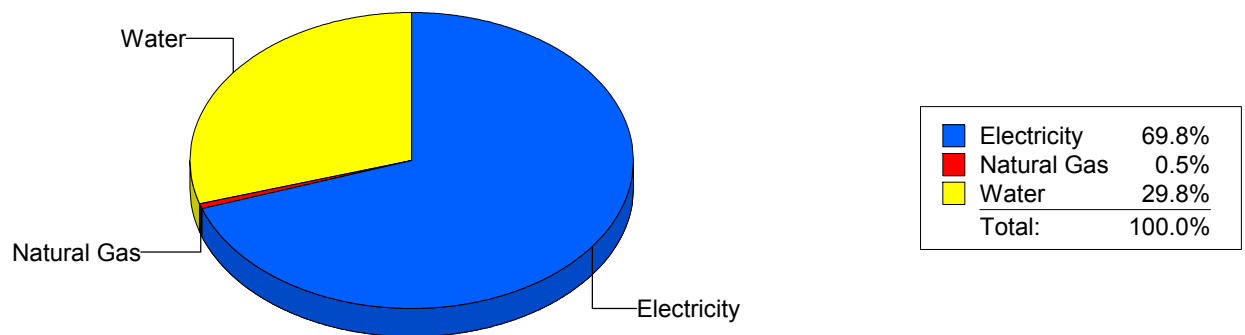
Cost Avoidance Program

Cost Summary Graph

Grouped by Energy Type

Energy Type	Use	Units	Meter Cost	Special Charges	Total Cost	Avg Unit Cost	% of Total Cost
Site: MAGOFFINMIDDLESCHOOLN047 - MAGOFFIN NEW MIDDLE SCHOOL							
Electricity	125,800	KWH	\$13,151.77	\$0.00	\$13,151.77	0.1045	69.78%
Natural Gas	89	CCF	\$85.70	\$0.00	\$85.70	0.9629	0.45%
Water	1,461	CCF	\$5,609.33	\$0.00	\$5,609.33	3.8394	29.76%
Total Cost:			\$18,846.80	\$0.00	\$18,846.80		

For MAGOFFIN
NEW MIDDLE
SCHOOL



Filters: Cost Center Name Not Equal To DoNotReport; Billing Period Equal To 201308All Meter CodesAll Group Names

elpaso

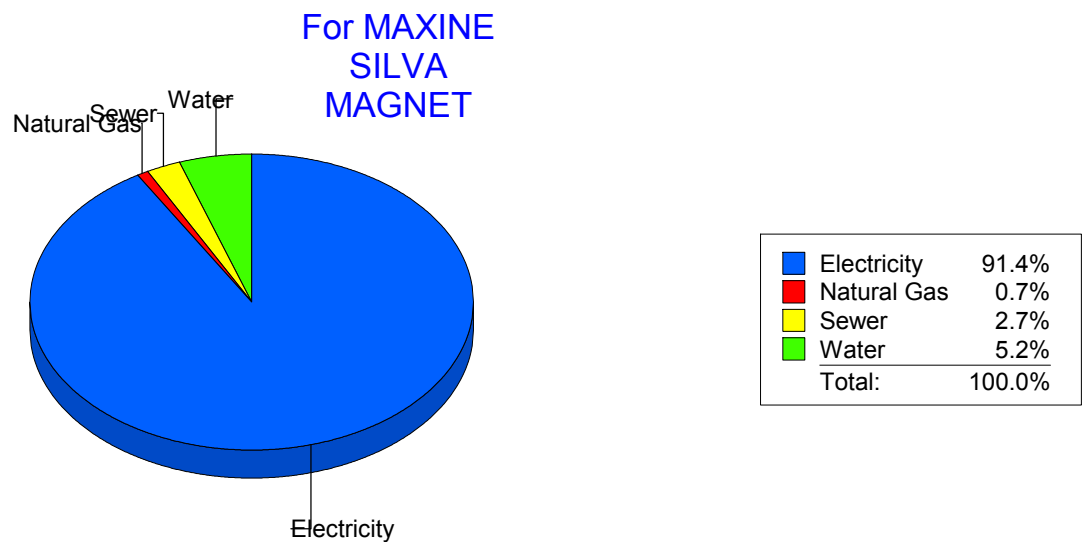
Energy CAP

Cost Avoidance Program

Cost Summary Graph

Grouped by Energy Type

Energy Type	Use	Units	Meter Cost	Special Charges	Total Cost	Avg Unit Cost	% of Total Cost
Site: MAXINE SILVA MAGNET - MAXINE SILVA MAGNET							
Electricity	71,400	KWH	\$8,844.85	\$0.00	\$8,844.85	0.1239	91.42%
Natural Gas	52	CCF	\$67.46	\$0.00	\$67.46	1.2973	0.70%
Water	172	CCF	\$499.39	\$0.00	\$499.39	2.9034	5.16%
Sewer	83	CCF	\$263.37	\$0.00	\$263.37	3.1731	2.72%
Total Cost:			\$9,675.07	\$0.00	\$9,675.07		



Filters: Cost Center Name Not Equal To DoNotReport; Billing Period Equal To 201308All Meter CodesAll Group Names

elpaso

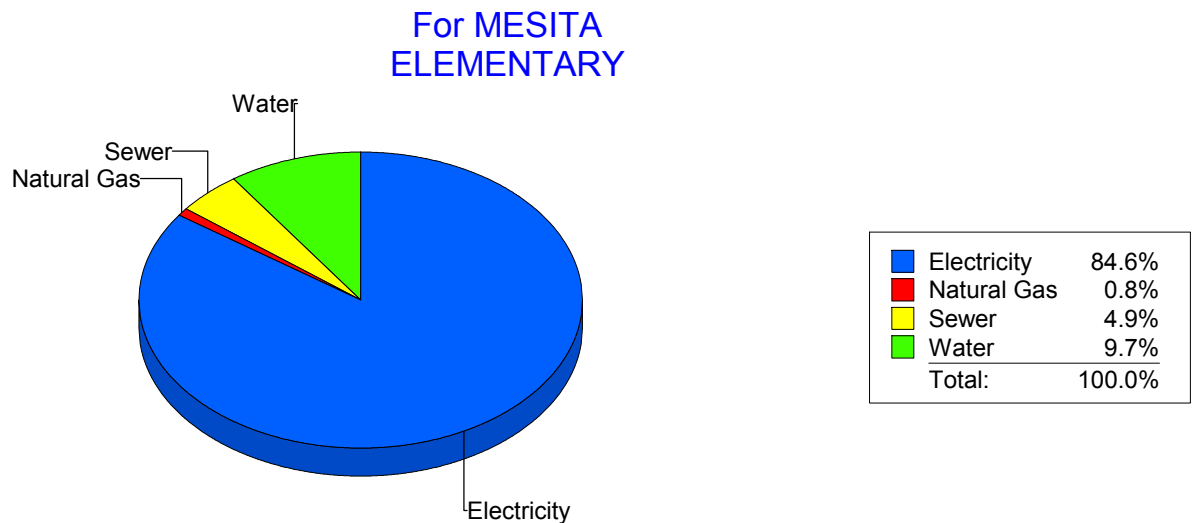
Energy CAP

Cost Avoidance Program

Cost Summary Graph

Grouped by Energy Type

Energy Type	Use	Units	Meter Cost	Special Charges	Total Cost	Avg Unit Cost	% of Total Cost
Site: MESITA ELEMENTARY - MESITA ELEMENTARY							
Electricity	86,640	KWH	\$11,978.26	\$0.00	\$11,978.26	0.1383	84.65%
Natural Gas	57	CCF	\$111.74	\$0.00	\$111.74	1.9604	0.79%
Water	319	CCF	\$1,369.20	\$0.00	\$1,369.20	4.2922	9.68%
Sewer	335	CCF	\$691.53	\$0.00	\$691.53	2.0643	4.89%
Total Cost:			\$14,150.73	\$0.00	\$14,150.73		



Filters: Cost Center Name Not Equal To DoNotReport; Billing Period Equal To 201308All Meter CodesAll Group Names

elpaso

Energy CAP

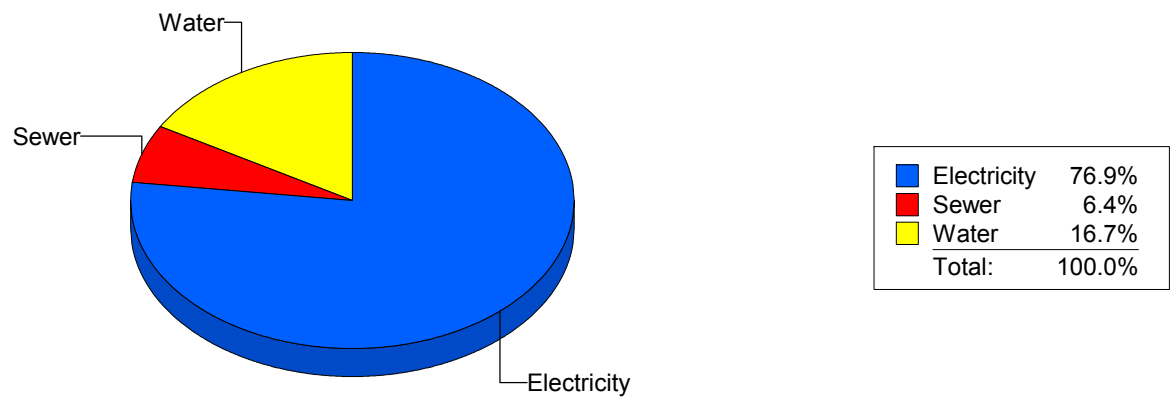
Cost Avoidance Program

Cost Summary Graph

Grouped by Energy Type

Energy Type	Use	Units	Meter Cost	Special Charges	Total Cost	Avg Unit Cost	% of Total Cost
Site: MILAM ELEMENTARY - MILAM ELEMENTARY							
Electricity	14,040	KWH	\$2,672.92	\$0.00	\$2,672.92	0.1904	76.87%
Water	166	CCF	\$580.91	\$0.00	\$580.91	3.4995	16.71%
Sewer	54	CCF	\$223.35	\$0.00	\$223.35	4.1361	6.42%
Total Cost:			\$3,477.18	\$0.00	\$3,477.18		

For MILAM
ELEMENTARY



Filters: Cost Center Name Not Equal To DoNotReport; Billing Period Equal To 201308All Meter CodesAll Group Names

elpaso

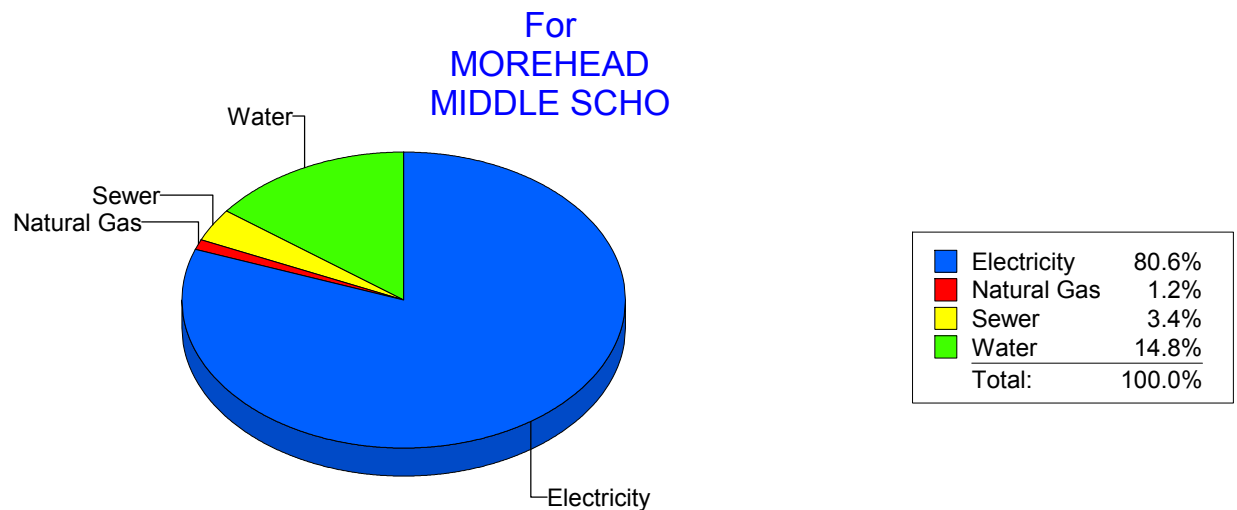
Energy CAP

Cost Avoidance Program

Cost Summary Graph

Grouped by Energy Type

Energy Type	Use	Units	Meter Cost	Special Charges	Total Cost	Avg Unit Cost	% of Total Cost
Site: MOREHEAD MIDDLE SCHO - MOREHEAD MIDDLE SCHO							
Electricity	111,313	KWH	\$12,685.32	\$0.00	\$12,685.32	0.1140	80.60%
Natural Gas	255	CCF	\$185.56	\$0.00	\$185.56	0.7277	1.18%
Water	1,676	CCF	\$2,325.75	\$0.00	\$2,325.75	1.3877	14.78%
Sewer	227	CCF	\$542.49	\$0.00	\$542.49	2.3898	3.45%
Total Cost:			\$15,739.12	\$0.00	\$15,739.12		



Filters: Cost Center Name Not Equal To DoNotReport; Billing Period Equal To 201308All Meter CodesAll Group Names

elpaso

Energy CAP

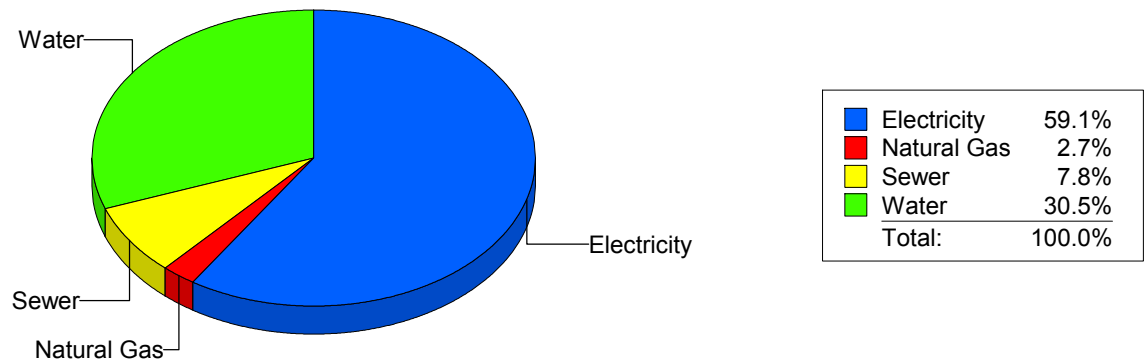
Cost Avoidance Program

Cost Summary Graph

Grouped by Energy Type

Energy Type	Use	Units	Meter Cost	Special Charges	Total Cost	Avg Unit Cost	% of Total Cost
Site: NEWMAN ELEMENTARY - NEWMAN ELEMENTARY							
Electricity	19,543	KWH	\$3,304.86	\$0.00	\$3,304.86	0.1691	59.08%
Natural Gas	49	CCF	\$149.62	\$0.00	\$149.62	3.0535	2.67%
Water	632	CCF	\$1,705.76	\$0.00	\$1,705.76	2.6990	30.49%
Sewer	227	CCF	\$434.09	\$0.00	\$434.09	1.9123	7.76%
Total Cost:			\$5,594.33	\$0.00	\$5,594.33		

For NEWMAN
ELEMENTARY



Filters: Cost Center Name Not Equal To DoNotReport; Billing Period Equal To 201308All Meter CodesAll Group Names

elpaso

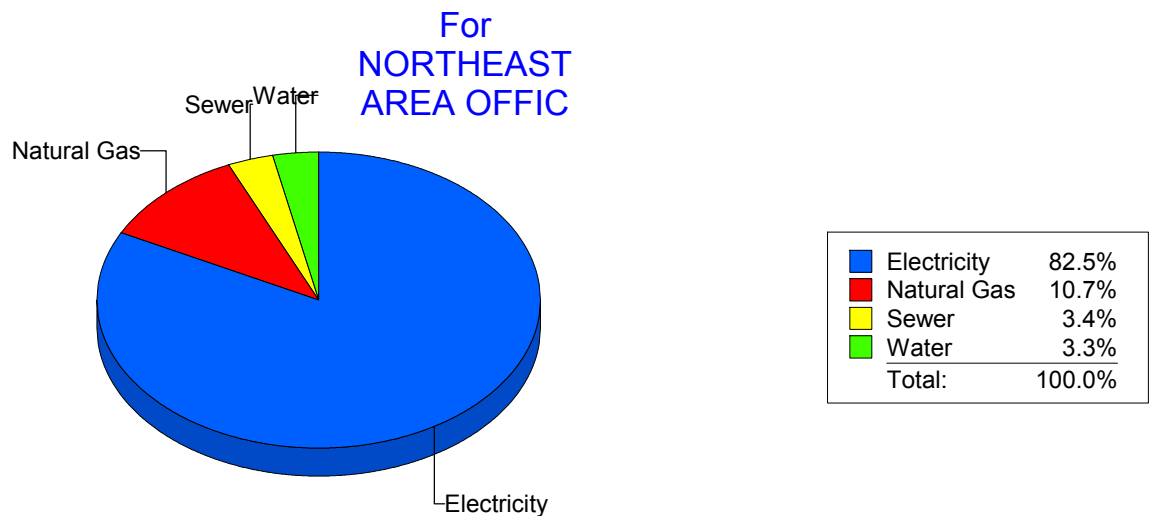
Energy CAP

Cost Avoidance Program

Cost Summary Graph

Grouped by Energy Type

Energy Type	Use	Units	Meter Cost	Special Charges	Total Cost	Avg Unit Cost	% of Total Cost
Site: NORTHEAST AREA OFFIC - NORTHEAST AREA OFFIC							
Electricity	10,640	KWH	\$1,339.05	\$0.00	\$1,339.05	0.1259	82.55%
Natural Gas	14	CCF	\$174.22	\$0.00	\$174.22	12.4443	10.74%
Water	5	CCF	\$54.08	\$0.00	\$54.08	10.8160	3.33%
Sewer	8	CCF	\$54.76	\$0.00	\$54.76	6.8450	3.38%
Total Cost:			\$1,622.11	\$0.00	\$1,622.11		



Filters: Cost Center Name Not Equal To DoNotReport; Billing Period Equal To 201308All Meter CodesAll Group Names

elpaso


Energy CAP

Cost Avoidance Program

Cost Summary Graph

Grouped by Energy Type

Energy Type	Use	Units	Meter Cost	Special Charges	Total Cost	Avg Unit Cost	% of Total Cost
Site: NORTHEAST AREA TRANS - NORTHEAST AREA TRANS							
Electricity	5,554	KWH	\$564.01	\$0.00	\$564.01	0.1016	22.70%
Natural Gas	19	CCF	\$93.00	\$0.00	\$93.00	4.8947	3.74%
Water	319	CCF	\$1,537.93	\$0.00	\$1,537.93	4.8211	61.89%
Sewer	44	CCF	\$289.95	\$0.00	\$289.95	6.5898	11.67%
Total Cost:			\$2,484.89	\$0.00	\$2,484.89		



Filters: Cost Center Name Not Equal To DoNotReport; Billing Period Equal To 201308All Meter CodesAll Group Names

elpaso

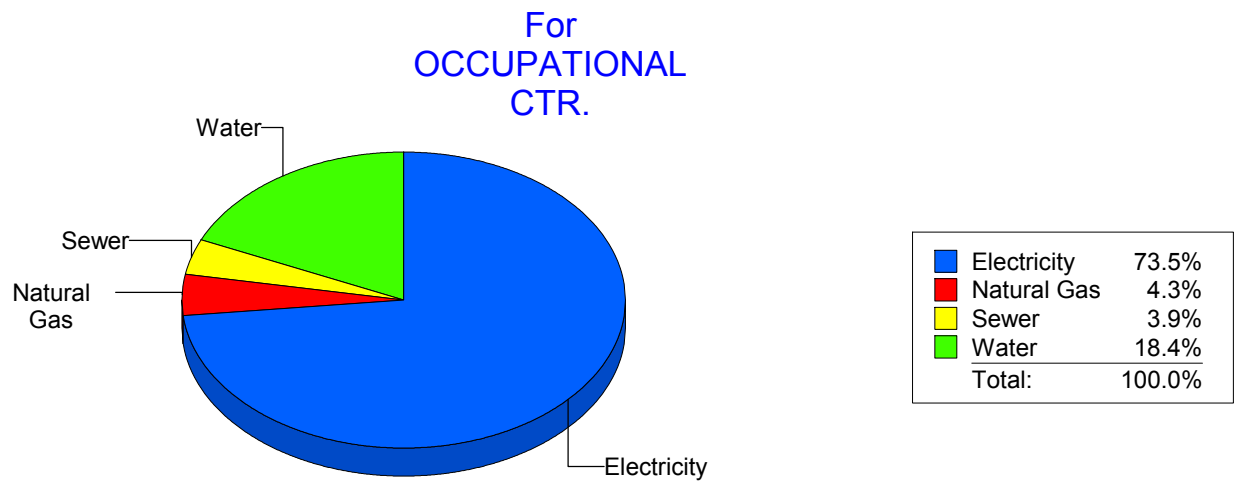
Energy CAP

Cost Avoidance Program

Cost Summary Graph

Grouped by Energy Type

Energy Type	Use	Units	Meter Cost	Special Charges	Total Cost	Avg Unit Cost	% of Total Cost
Site: OCCUPATIONAL CTR. - OCCUPATIONAL CTR.							
Electricity	6,100	KWH	\$1,107.77	\$0.00	\$1,107.77	0.1816	73.46%
Natural Gas	45	CCF	\$64.21	\$0.00	\$64.21	1.4269	4.26%
Water	40	CCF	\$276.88	\$0.00	\$276.88	6.9220	18.36%
Sewer	4	CCF	\$59.03	\$0.00	\$59.03	14.7575	3.91%
Total Cost:			\$1,507.89	\$0.00	\$1,507.89		



Filters: Cost Center Name Not Equal To DoNotReport; Billing Period Equal To 201308All Meter CodesAll Group Names

elpaso

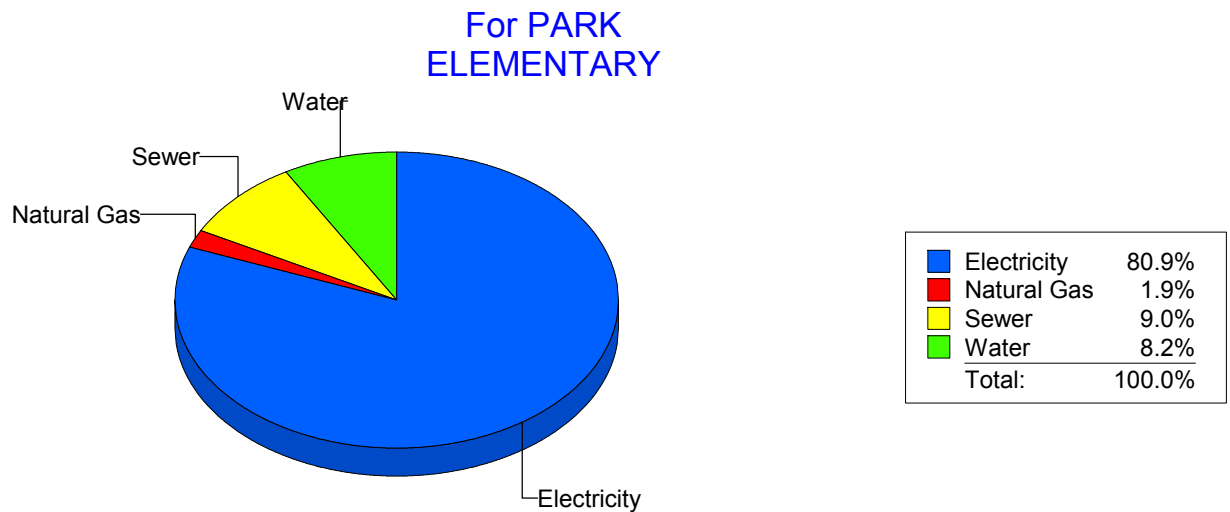
Energy CAP

Cost Avoidance Program

Cost Summary Graph

Grouped by Energy Type

Energy Type	Use	Units	Meter Cost	Special Charges	Total Cost	Avg Unit Cost	% of Total Cost
Site: PARK ELEMENTARY - PARK ELEMENTARY							
Electricity	19,347	KWH	\$3,933.70	\$0.00	\$3,933.70	0.2033	80.88%
Natural Gas	17	CCF	\$92.19	\$0.00	\$92.19	5.4229	1.90%
Water	140	CCF	\$399.62	\$0.00	\$399.62	2.8544	8.22%
Sewer	181	CCF	\$437.93	\$0.00	\$437.93	2.4195	9.00%
Total Cost:			\$4,863.44	\$0.00	\$4,863.44		



Filters: Cost Center Name Not Equal To DoNotReport; Billing Period Equal To 201308All Meter CodesAll Group Names

elpaso

Energy CAP

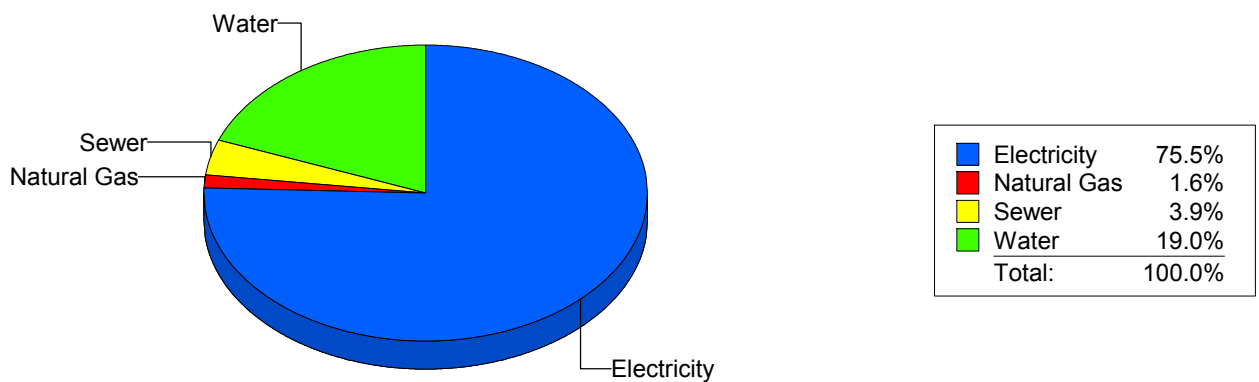
Cost Avoidance Program

Cost Summary Graph

Grouped by Energy Type

Energy Type	Use	Units	Meter Cost	Special Charges	Total Cost	Avg Unit Cost	% of Total Cost
Site: PAUL MORENO - PAUL MORENO							
Electricity	46,200	KWH	\$7,453.96	\$0.00	\$7,453.96	0.1613	75.47%
Natural Gas	135	CCF	\$154.26	\$0.00	\$154.26	1.1427	1.56%
Water	385	CCF	\$1,880.66	\$0.00	\$1,880.66	4.8848	19.04%
Sewer	134	CCF	\$387.26	\$0.00	\$387.26	2.8900	3.92%
Total Cost:			\$9,876.14	\$0.00	\$9,876.14		

For PAUL
MORENO



Filters: Cost Center Name Not Equal To DoNotReport; Billing Period Equal To 201308All Meter CodesAll Group Names

elpaso

Energy CAP

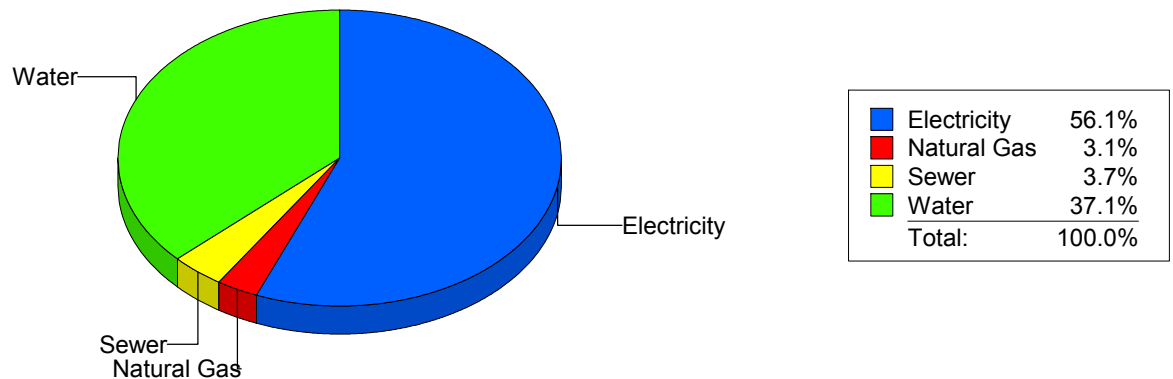
Cost Avoidance Program

Cost Summary Graph

Grouped by Energy Type

Energy Type	Use	Units	Meter Cost	Special Charges	Total Cost	Avg Unit Cost	% of Total Cost
Site: POLK ELEMENTARY - POLK ELEMENTARY							
Electricity	25,600	KWH	\$4,151.75	\$0.00	\$4,151.75	0.1622	56.10%
Natural Gas	258	CCF	\$229.22	\$0.00	\$229.22	0.8884	3.10%
Water	635	CCF	\$2,743.02	\$0.00	\$2,743.02	4.3197	37.06%
Sewer	93	CCF	\$277.17	\$0.00	\$277.17	2.9803	3.74%
Total Cost:			\$7,401.16	\$0.00	\$7,401.16		

For POLK
ELEMENTARY



Filters: Cost Center Name Not Equal To DoNotReport; Billing Period Equal To 201308All Meter CodesAll Group Names

elpaso

Energy CAP

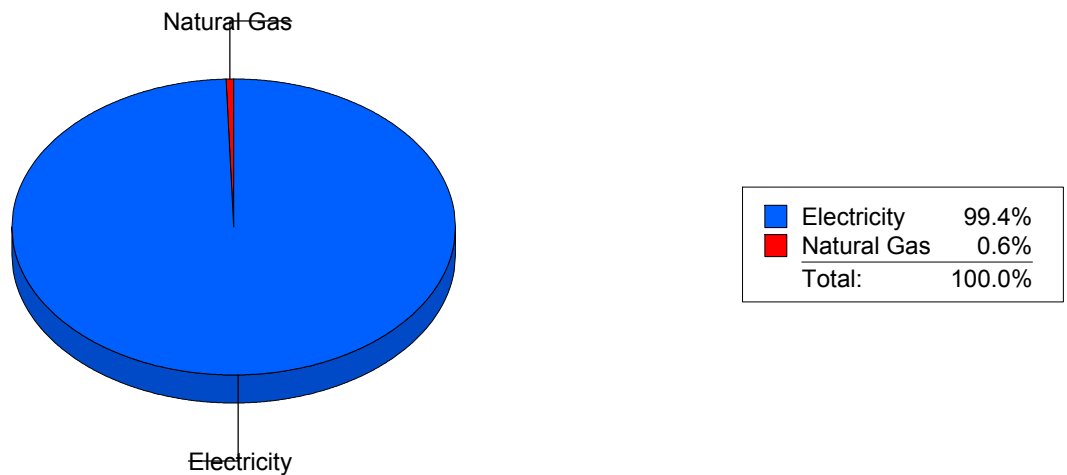
Cost Avoidance Program

Cost Summary Graph

Grouped by Energy Type

Energy Type	Use	Units	Meter Cost	Special Charges	Total Cost	Avg Unit Cost	% of Total Cost
Site: POWELL - POWELL							
Electricity	51,720	KWH	\$8,785.09	\$0.00	\$8,785.09	0.1699	99.41%
Natural Gas	21	CCF	\$52.16	\$0.00	\$52.16	2.4838	0.59%
Total Cost:			\$8,837.25	\$0.00	\$8,837.25		

For POWELL



Filters: Cost Center Name Not Equal To DoNotReport; Billing Period Equal To 201308All Meter CodesAll Group Names

elpaso

Energy CAP

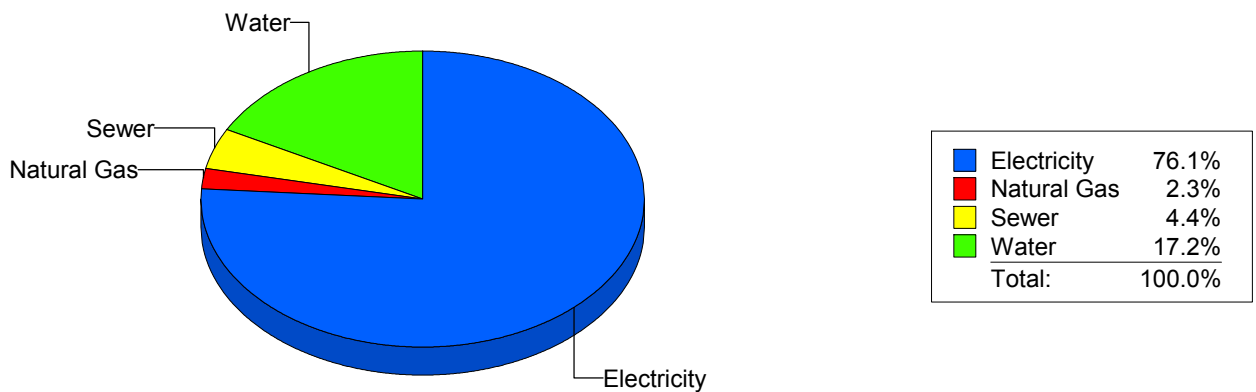
Cost Avoidance Program

Cost Summary Graph

Grouped by Energy Type

Energy Type	Use	Units	Meter Cost	Special Charges	Total Cost	Avg Unit Cost	% of Total Cost
Site: PUTNAM ELEMENTARY - PUTNAM ELEMENTARY							
Electricity	25,242	KWH	\$4,106.10	\$0.00	\$4,106.10	0.1627	76.14%
Natural Gas	80	CCF	\$123.08	\$0.00	\$123.08	1.5385	2.28%
Water	325	CCF	\$926.59	\$0.00	\$926.59	2.8510	17.18%
Sewer	115	CCF	\$237.35	\$0.00	\$237.35	2.0639	4.40%
Total Cost:			\$5,393.12	\$0.00	\$5,393.12		

For PUTNAM
ELEMENTARY



Filters: Cost Center Name Not Equal To DoNotReport; Billing Period Equal To 201308All Meter CodesAll Group Names

elpaso

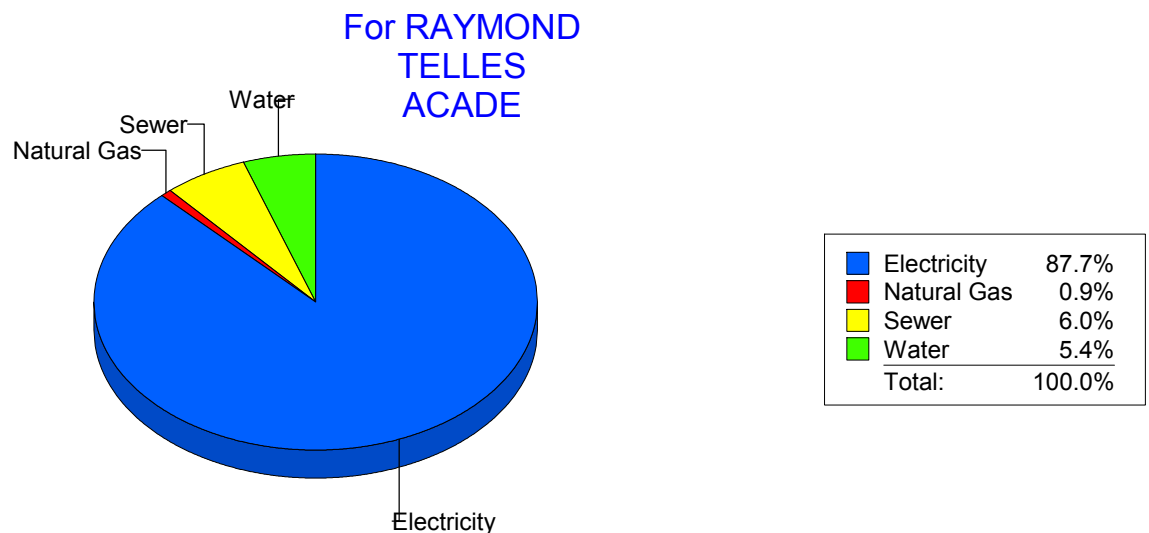
Energy CAP

Cost Avoidance Program

Cost Summary Graph

Grouped by Energy Type

Energy Type	Use	Units	Meter Cost	Special Charges	Total Cost	Avg Unit Cost	% of Total Cost
Site: RAYMOND TELLES ACADE - RAYMOND TELLES ACADE							
Electricity	31,400	KWH	\$4,735.81	\$0.00	\$4,735.81	0.1508	87.74%
Natural Gas	12	CCF	\$47.73	\$0.00	\$47.73	3.9775	0.88%
Water	85	CCF	\$291.59	\$0.00	\$291.59	3.4305	5.40%
Sewer	126	CCF	\$322.71	\$0.00	\$322.71	2.5612	5.98%
Total Cost:			\$5,397.84	\$0.00	\$5,397.84		



Filters: Cost Center Name Not Equal To DoNotReport; Billing Period Equal To 201308All Meter CodesAll Group Names

elpaso

Energy CAP

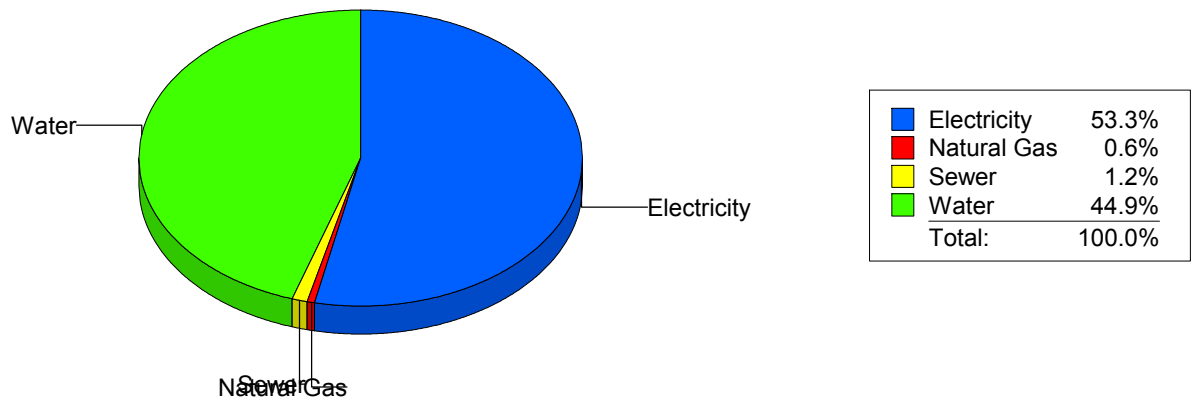
Cost Avoidance Program

Cost Summary Graph

Grouped by Energy Type

Energy Type	Use	Units	Meter Cost	Special Charges	Total Cost	Avg Unit Cost	% of Total Cost
Site: RICHARDSON MIDDLE - RICHARDSON MIDDLE							
Electricity	84,600	KWH	\$11,945.76	\$0.00	\$11,945.76	0.1412	53.27%
Natural Gas	164	CCF	\$130.12	\$0.00	\$130.12	0.7934	0.58%
Water	1,991	CCF	\$10,071.73	\$0.00	\$10,071.73	5.0586	44.91%
Sewer	93	CCF	\$277.17	\$0.00	\$277.17	2.9803	1.24%
Total Cost:			\$22,424.78	\$0.00	\$22,424.78		

For
RICHARDSON
MIDDLE



Filters: Cost Center Name Not Equal To DoNotReport; Billing Period Equal To 201308All Meter CodesAll Group Names

elpaso

Energy CAP

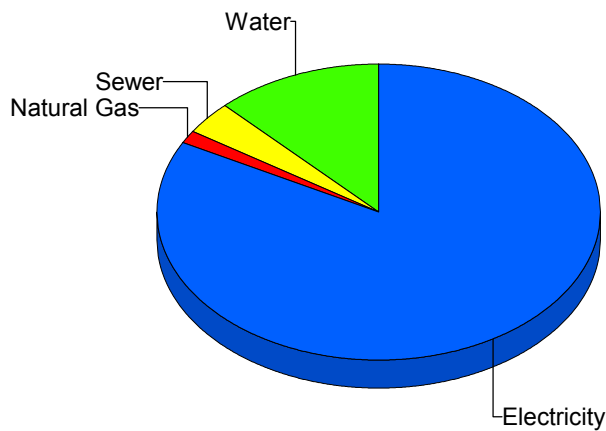
Cost Avoidance Program

Cost Summary Graph

Grouped by Energy Type

Energy Type	Use	Units	Meter Cost	Special Charges	Total Cost	Avg Unit Cost	% of Total Cost
Site: RIVERA ELEMENTARY - RIVERA ELEMENTARY							
Electricity	49,560	KWH	\$8,375.10	\$0.00	\$8,375.10	0.1690	82.80%
Natural Gas	165	CCF	\$130.73	\$0.00	\$130.73	0.7923	1.29%
Water	364	CCF	\$1,241.60	\$0.00	\$1,241.60	3.4110	12.28%
Sewer	158	CCF	\$366.87	\$0.00	\$366.87	2.3220	3.63%
Total Cost:			\$10,114.30	\$0.00	\$10,114.30		

For RIVERA
ELEMENTARY



Electricity	82.8%
Natural Gas	1.3%
Sewer	3.6%
Water	12.3%
Total:	100.0%

Filters: Cost Center Name Not Equal To DoNotReport; Billing Period Equal To 201308All Meter CodesAll Group Names

el Paso

Energy CAP

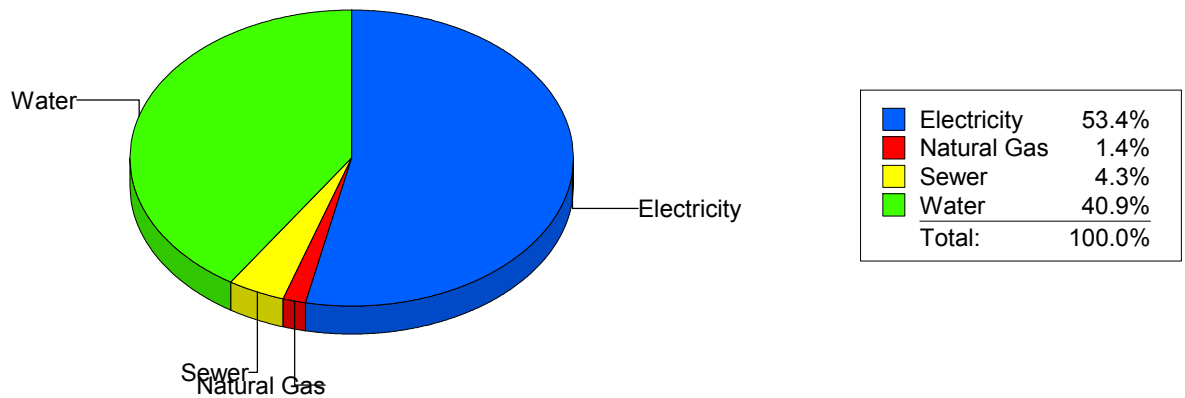
Cost Avoidance Program

Cost Summary Graph

Grouped by Energy Type

Energy Type	Use	Units	Meter Cost	Special Charges	Total Cost	Avg Unit Cost	% of Total Cost
Site: ROBERTS ELEMENTARY - ROBERTS ELEMENTARY							
Electricity	34,212	KWH	\$5,147.51	\$0.00	\$5,147.51	0.1505	53.44%
Natural Gas	108	CCF	\$136.87	\$0.00	\$136.87	1.2673	1.42%
Water	999	CCF	\$3,936.61	\$0.00	\$3,936.61	3.9406	40.87%
Sewer	182	CCF	\$410.92	\$0.00	\$410.92	2.2578	4.27%
Total Cost:			\$9,631.91	\$0.00	\$9,631.91		

For ROBERTS
ELEMENTARY



Filters: Cost Center Name Not Equal To DoNotReport; Billing Period Equal To 201308All Meter CodesAll Group Names

elpaso

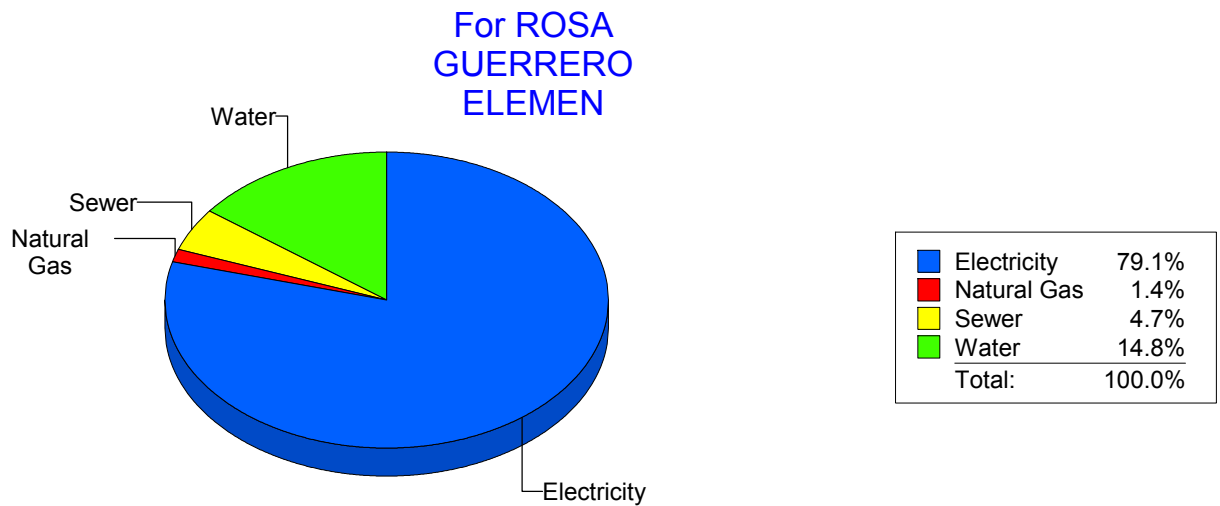
Energy CAP

Cost Avoidance Program

Cost Summary Graph

Grouped by Energy Type

Energy Type	Use	Units	Meter Cost	Special Charges	Total Cost	Avg Unit Cost	% of Total Cost
Site: ROSA GUERRERO ELEMEN - ROSA GUERRERO ELEMEN							
Electricity	32,560	KWH	\$6,314.47	\$0.00	\$6,314.47	0.1939	79.15%
Natural Gas	53	CCF	\$110.00	\$0.00	\$110.00	2.0755	1.38%
Water	447	CCF	\$1,177.59	\$0.00	\$1,177.59	2.6344	14.76%
Sewer	116	CCF	\$376.22	\$0.00	\$376.22	3.2433	4.72%
Total Cost:			\$7,978.28	\$0.00	\$7,978.28		



Filters: Cost Center Name Not Equal To DoNotReport; Billing Period Equal To 201308All Meter CodesAll Group Names

el paso

Energy CAP

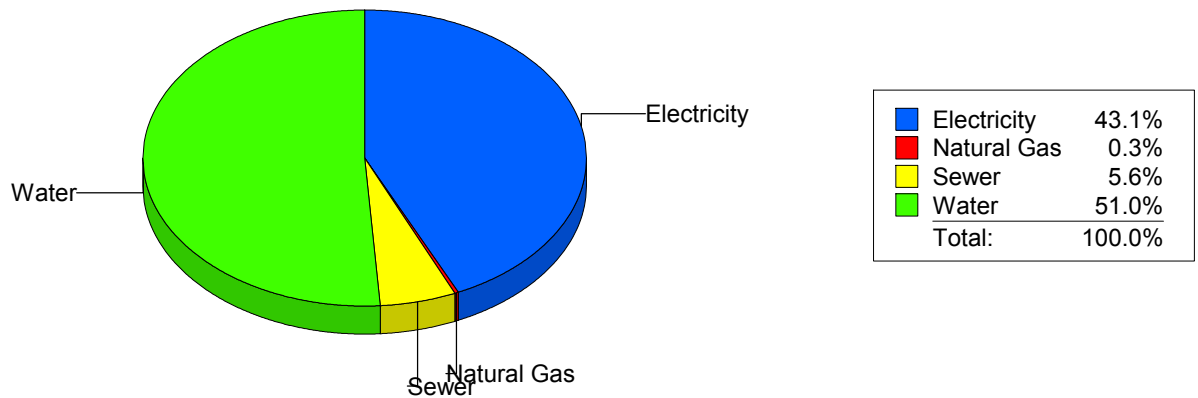
Cost Avoidance Program

Cost Summary Graph

Grouped by Energy Type

Energy Type	Use	Units	Meter Cost	Special Charges	Total Cost	Avg Unit Cost	% of Total Cost
Site: ROSS MIDDLE SCHOOL - ROSS MIDDLE SCHOOL							
Electricity	43,800	KWH	\$8,235.75	\$0.00	\$8,235.75	0.1880	43.06%
Natural Gas	49	CCF	\$65.98	\$0.00	\$65.98	1.3465	0.34%
Water	2,826	CCF	\$9,762.33	\$0.00	\$9,762.33	3.4545	51.04%
Sewer	662	CCF	\$1,062.39	\$0.00	\$1,062.39	1.6048	5.55%
Total Cost:			\$19,126.45	\$0.00	\$19,126.45		

For ROSS
MIDDLE
SCHOOL



Filters: Cost Center Name Not Equal To DoNotReport; Billing Period Equal To 201308All Meter CodesAll Group Names

elpaso

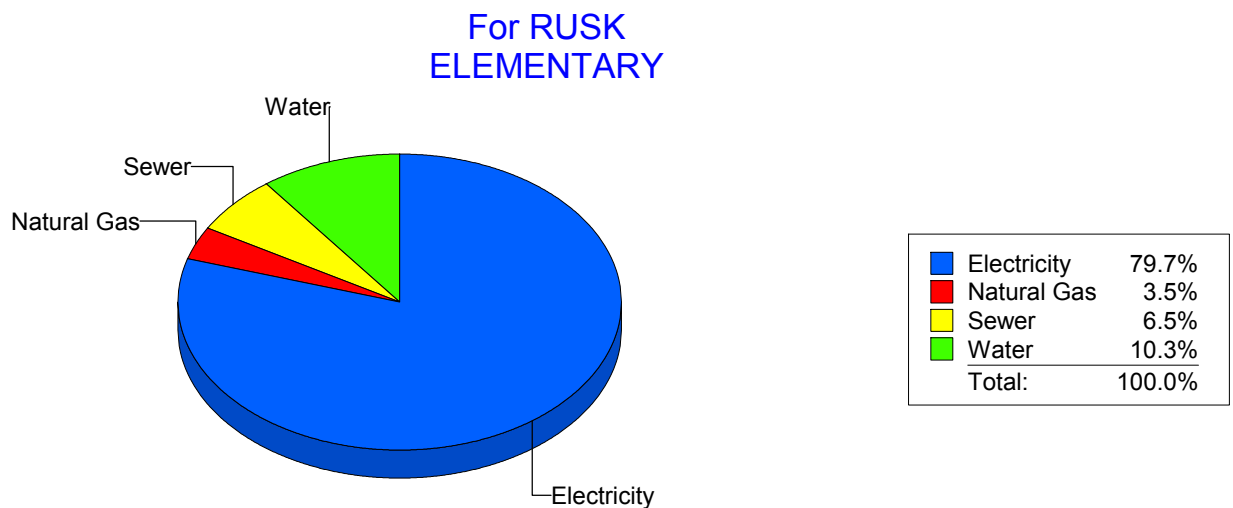
Energy CAP

Cost Avoidance Program

Cost Summary Graph

Grouped by Energy Type

Energy Type	Use	Units	Meter Cost	Special Charges	Total Cost	Avg Unit Cost	% of Total Cost
Site: RUSK ELEMENTARY - RUSK ELEMENTARY							
Electricity	19,332	KWH	\$3,263.39	\$0.00	\$3,263.39	0.1688	79.66%
Natural Gas	40	CCF	\$145.17	\$0.00	\$145.17	3.6293	3.54%
Water	159	CCF	\$422.63	\$0.00	\$422.63	2.6581	10.32%
Sewer	87	CCF	\$265.63	\$0.00	\$265.63	3.0532	6.48%
Total Cost:			\$4,096.82	\$0.00	\$4,096.82		



Filters: Cost Center Name Not Equal To DoNotReport; Billing Period Equal To 201308All Meter CodesAll Group Names

elpaso

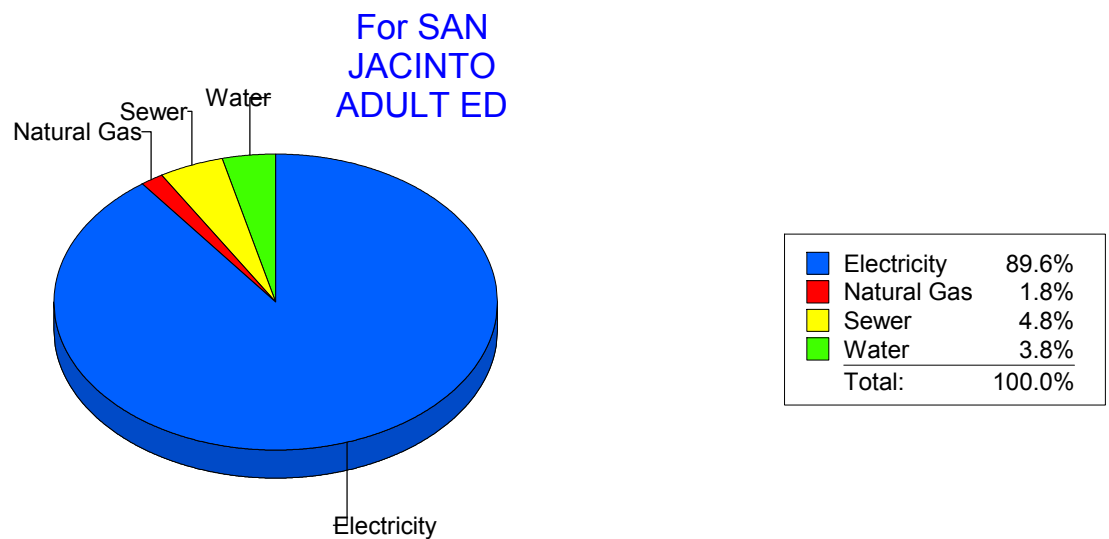
Energy CAP

Cost Avoidance Program

Cost Summary Graph

Grouped by Energy Type

Energy Type	Use	Units	Meter Cost	Special Charges	Total Cost	Avg Unit Cost	% of Total Cost
Site: SAN JACINTO ADULT ED - SAN JACINTO ADULT ED							
Electricity	12,500	KWH	\$2,094.50	\$0.00	\$2,094.50	0.1676	89.59%
Natural Gas	1	CCF	\$42.49	\$0.00	\$42.49	42.4900	1.82%
Water	13	CCF	\$88.01	\$0.00	\$88.01	6.7700	3.76%
Sewer	33	CCF	\$112.86	\$0.00	\$112.86	3.4200	4.83%
Total Cost:			\$2,337.86	\$0.00	\$2,337.86		



Filters: Cost Center Name Not Equal To DoNotReport; Billing Period Equal To 201308All Meter CodesAll Group Names

elpaso

Energy CAP

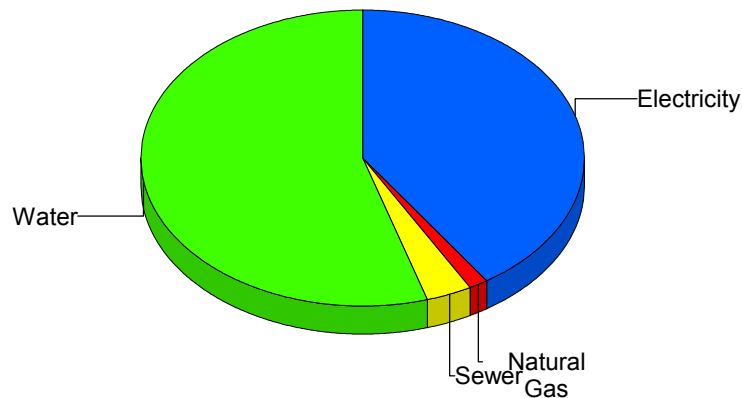
Cost Avoidance Program

Cost Summary Graph

Grouped by Energy Type

Energy Type	Use	Units	Meter Cost	Special Charges	Total Cost	Avg Unit Cost	% of Total Cost
Site: SCHUSTER ELEMENTARY - SCHUSTER ELEMENTARY							
Electricity	12,375	KWH	\$2,107.06	\$0.00	\$2,107.06	0.1703	40.69%
Natural Gas	39	CCF	\$61.04	\$0.00	\$61.04	1.5651	1.18%
Water	648	CCF	\$2,829.73	\$0.00	\$2,829.73	4.3669	54.65%
Sewer	82	CCF	\$180.48	\$0.00	\$180.48	2.2010	3.49%
Total Cost:			\$5,178.31	\$0.00	\$5,178.31		

For
SCHUSTER
ELEMENTARY



Electricity	40.7%
Natural Gas	1.2%
Sewer	3.5%
Water	54.6%
Total:	100.0%

Filters: Cost Center Name Not Equal To DoNotReport; Billing Period Equal To 201308All Meter CodesAll Group Names

elpaso

Energy CAP

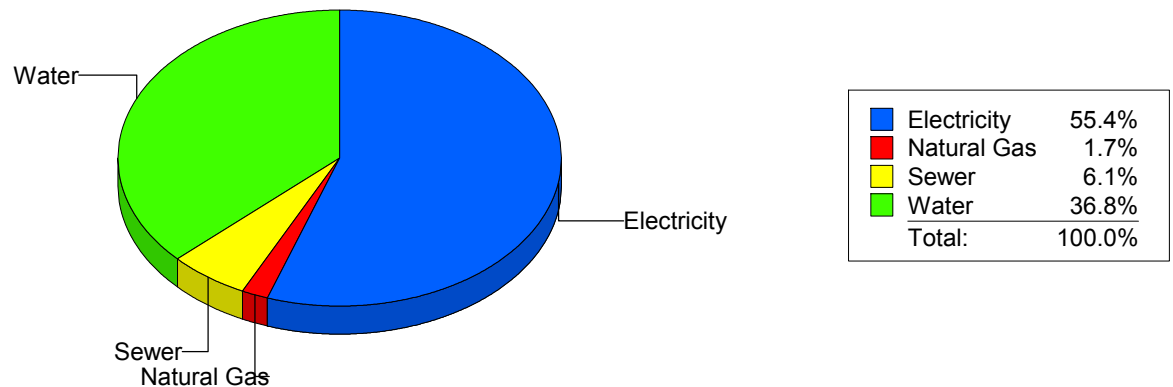
Cost Avoidance Program

Cost Summary Graph

Grouped by Energy Type

Energy Type	Use	Units	Meter Cost	Special Charges	Total Cost	Avg Unit Cost	% of Total Cost
Site: STANTON ELEMENTARY - STANTON ELEMENTARY							
Electricity	16,805	KWH	\$3,651.90	\$0.00	\$3,651.90	0.2173	55.41%
Natural Gas	56	CCF	\$111.22	\$0.00	\$111.22	1.9861	1.69%
Water	742	CCF	\$2,426.94	\$0.00	\$2,426.94	3.2708	36.82%
Sewer	203	CCF	\$400.97	\$0.00	\$400.97	1.9752	6.08%
Total Cost:			\$6,591.03	\$0.00	\$6,591.03		

For STANTON
ELEMENTARY



Filters: Cost Center Name Not Equal To DoNotReport; Billing Period Equal To 201308All Meter CodesAll Group Names

elpaso

Energy CAP

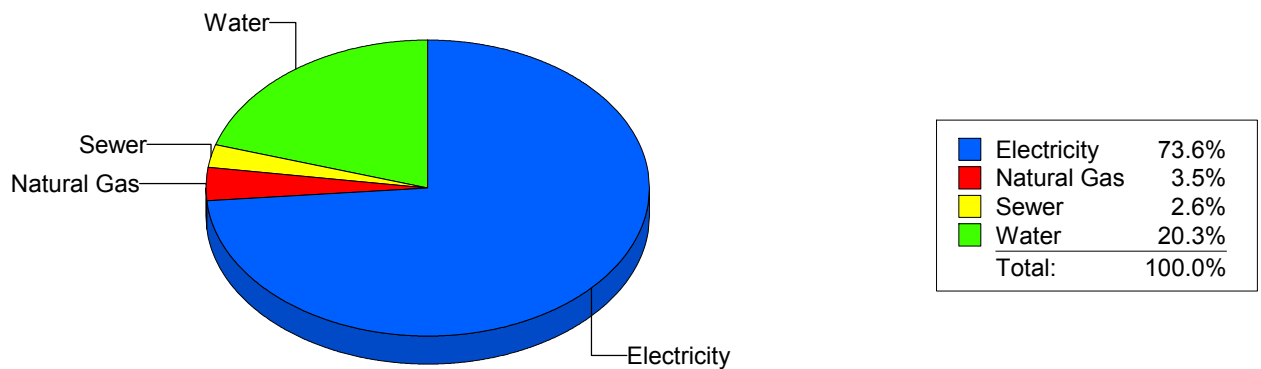
Cost Avoidance Program

Cost Summary Graph

Grouped by Energy Type

Energy Type	Use	Units	Meter Cost	Special Charges	Total Cost	Avg Unit Cost	% of Total Cost
Site: SUNSET HIGH - SUNSET HIGH							
Electricity	16,800	KWH	\$2,557.02	\$0.00	\$2,557.02	0.1522	73.62%
Natural Gas	149	CCF	\$120.97	\$0.00	\$120.97	0.8119	3.48%
Water	147	CCF	\$704.62	\$0.00	\$704.62	4.7933	20.29%
Sewer	17	CCF	\$90.78	\$0.00	\$90.78	5.3400	2.61%
Total Cost:			\$3,473.39	\$0.00	\$3,473.39		

For SUNSET HIGH



Filters: Cost Center Name Not Equal To DoNotReport; Billing Period Equal To 201308All Meter CodesAll Group Names

elpaso

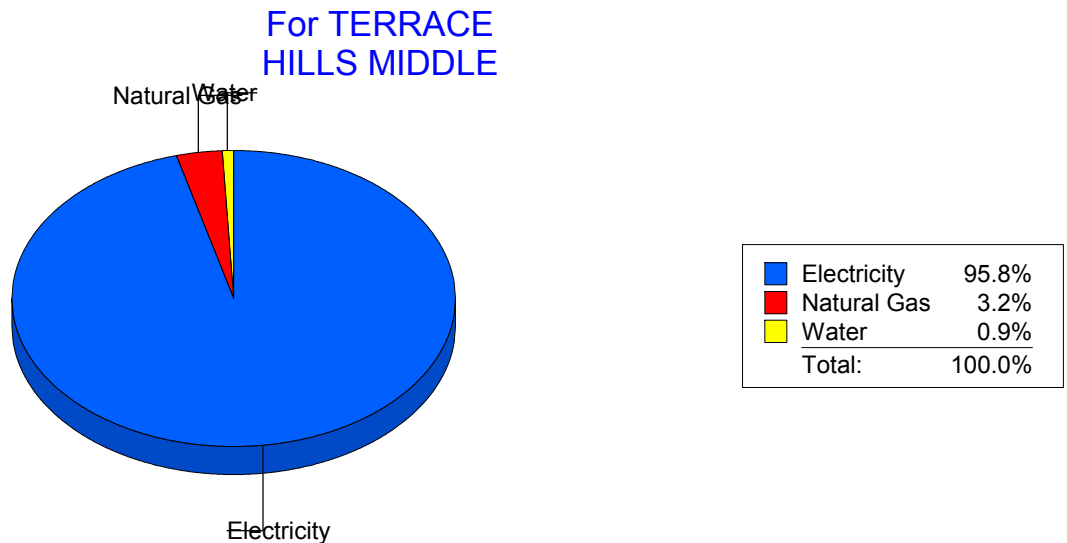
Energy CAP

Cost Avoidance Program

Cost Summary Graph

Grouped by Energy Type

Energy Type	Use	Units	Meter Cost	Special Charges	Total Cost	Avg Unit Cost	% of Total Cost
Site: TERRACE HILLS MIDDLE - TERRACE HILLS MIDDLE							
Electricity	22,500	KWH	\$3,978.87	\$0.00	\$3,978.87	0.1768	95.81%
Natural Gas	103	CCF	\$134.65	\$0.00	\$134.65	1.3073	3.24%
Water	0	CCF	\$39.32	\$0.00	\$39.32	0.0000	0.95%
Total Cost:			\$4,152.84	\$0.00	\$4,152.84		



Filters: Cost Center Name Not Equal To DoNotReport; Billing Period Equal To 201308All Meter CodesAll Group Names

elpaso

Energy CAP

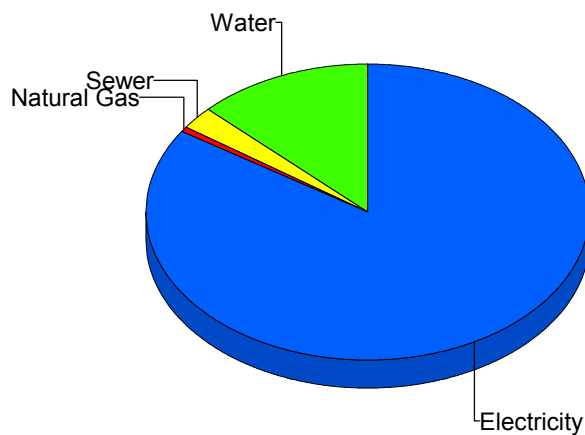
Cost Avoidance Program

Cost Summary Graph

Grouped by Energy Type

Energy Type	Use	Units	Meter Cost	Special Charges	Total Cost	Avg Unit Cost	% of Total Cost
Site: TIPPIN - TIPPIN ELEMENTARY							
Electricity	77,640	KWH	\$10,662.67	\$0.00	\$10,662.67	0.1373	84.07%
Natural Gas	97	CCF	\$89.62	\$0.00	\$89.62	0.9239	0.71%
Water	413	CCF	\$1,610.52	\$0.00	\$1,610.52	3.8996	12.70%
Sewer	124	CCF	\$319.95	\$0.00	\$319.95	2.5802	2.52%
Total Cost:			\$12,682.76	\$0.00	\$12,682.76		

For TIPPIN
ELEMENTARY



Electricity	84.1%
Natural Gas	0.7%
Sewer	2.5%
Water	12.7%
Total:	100.0%

Filters: Cost Center Name Not Equal To DoNotReport; Billing Period Equal To 201308All Meter CodesAll Group Names

elpaso

Energy CAP

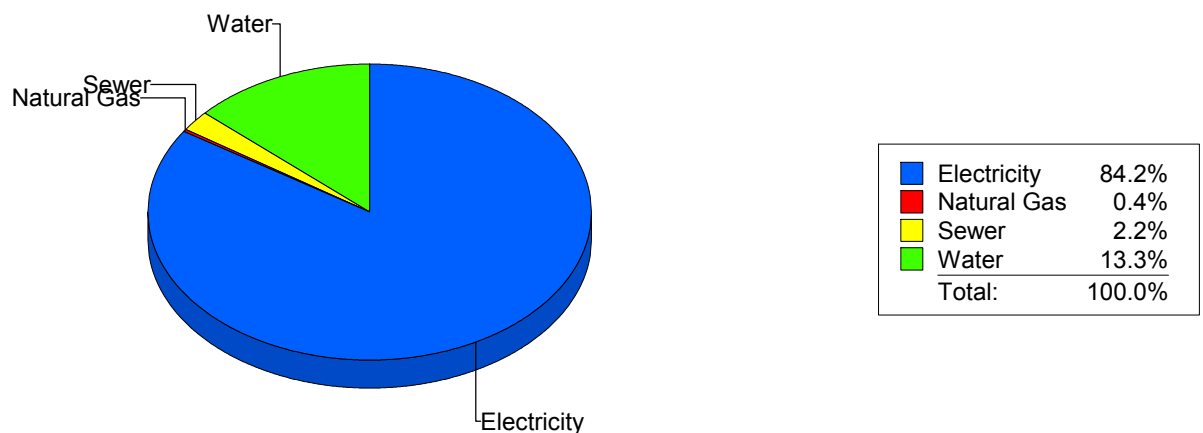
Cost Avoidance Program

Cost Summary Graph

Grouped by Energy Type

Energy Type	Use	Units	Meter Cost	Special Charges	Total Cost	Avg Unit Cost	% of Total Cost
Site: TOMLEA - TOM LEA							
Electricity	75,360	KWH	\$9,760.83	\$0.00	\$9,760.83	0.1295	84.17%
Natural Gas	1	CCF	\$42.32	\$0.00	\$42.32	42.3200	0.36%
Water	393	CCF	\$1,539.40	\$0.00	\$1,539.40	3.9170	13.27%
Sewer	76	CCF	\$253.71	\$0.00	\$253.71	3.3383	2.19%
Total Cost:			\$11,596.26	\$0.00	\$11,596.26		

For TOM LEA



Filters: Cost Center Name Not Equal To DoNotReport; Billing Period Equal To 201308All Meter CodesAll Group Names

elpaso

Energy CAP

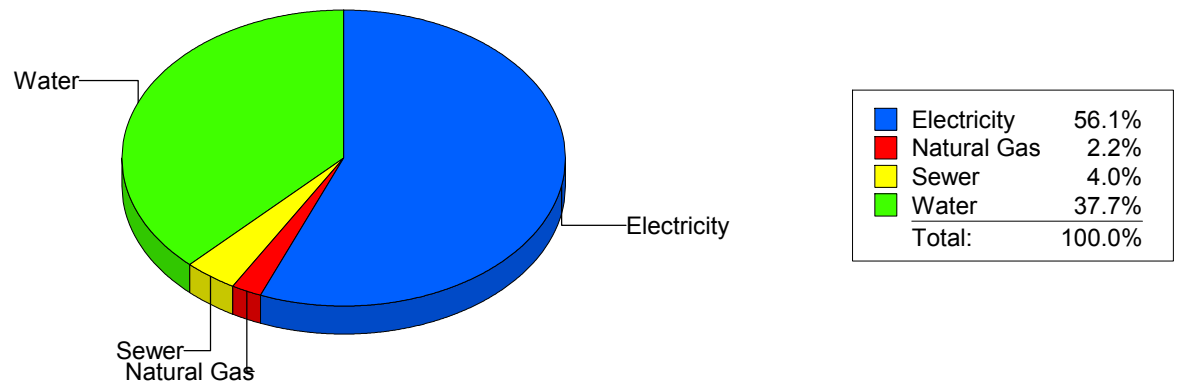
Cost Avoidance Program

Cost Summary Graph

Grouped by Energy Type

Energy Type	Use	Units	Meter Cost	Special Charges	Total Cost	Avg Unit Cost	% of Total Cost
Site: TRAVIS ELEMENTARY SC - TRAVIS ELEMENTARY SC							
Electricity	17,402	KWH	\$3,331.48	\$0.00	\$3,331.48	0.1914	56.11%
Natural Gas	91	CCF	\$128.50	\$0.00	\$128.50	1.4121	2.16%
Water	531	CCF	\$2,240.24	\$0.00	\$2,240.24	4.2189	37.73%
Sewer	84	CCF	\$236.75	\$0.00	\$236.75	2.8185	3.99%
Total Cost:			\$5,936.97	\$0.00	\$5,936.97		

For TRAVIS
ELEMENTARY
SC



Filters: Cost Center Name Not Equal To DoNotReport; Billing Period Equal To 201308All Meter CodesAll Group Names

elpaso

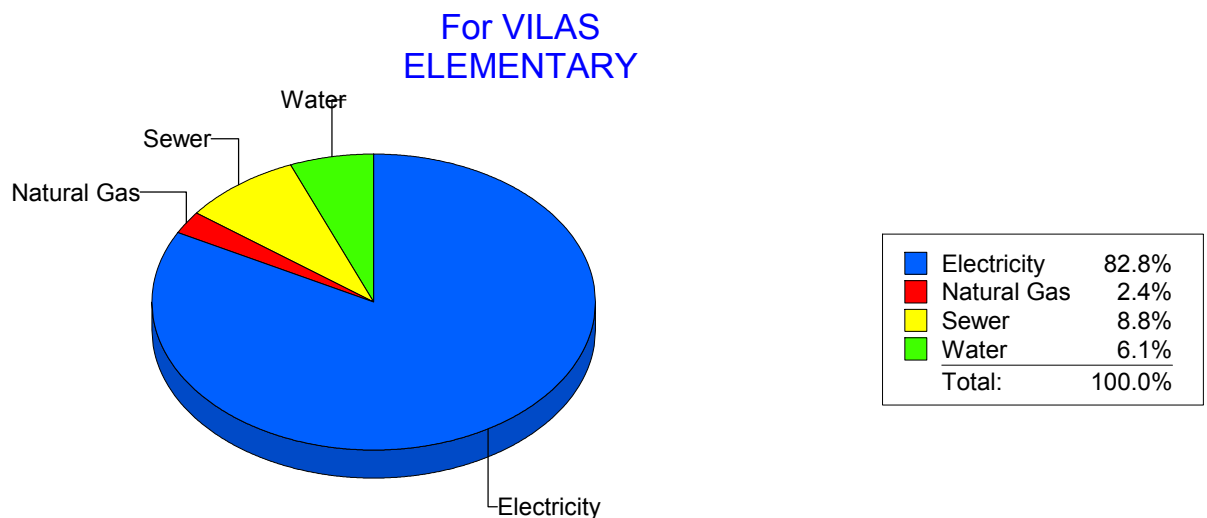
Energy CAP

Cost Avoidance Program

Cost Summary Graph

Grouped by Energy Type

Energy Type	Use	Units	Meter Cost	Special Charges	Total Cost	Avg Unit Cost	% of Total Cost
Site: VILAS ELEMENTARY - VILAS ELEMENTARY							
Electricity	42,617	KWH	\$6,753.39	\$0.00	\$6,753.39	0.1585	82.79%
Natural Gas	133	CCF	\$194.87	\$0.00	\$194.87	1.4652	2.39%
Water	143	CCF	\$494.00	\$0.00	\$494.00	3.4545	6.06%
Sewer	323	CCF	\$715.02	\$0.00	\$715.02	2.2137	8.77%
Total Cost:			\$8,157.28	\$0.00	\$8,157.28		



Filters: Cost Center Name Not Equal To DoNotReport; Billing Period Equal To 201308All Meter CodesAll Group Names

elpaso

Energy CAP

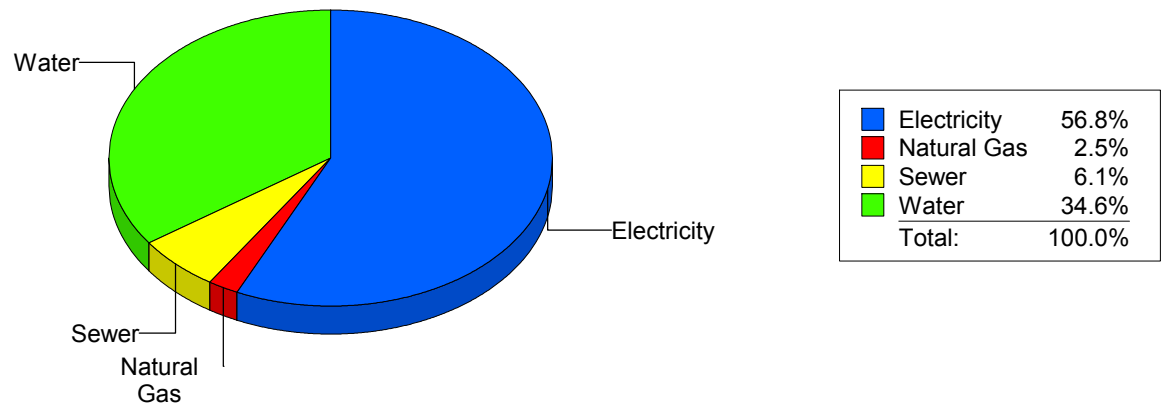
Cost Avoidance Program

Cost Summary Graph

Grouped by Energy Type

Energy Type	Use	Units	Meter Cost	Special Charges	Total Cost	Avg Unit Cost	% of Total Cost
Site: WAINWRIGHT ELEMENTAR - WAINWRIGHT ELEMENTAR							
Electricity	12,456	KWH	\$1,972.33	\$0.00	\$1,972.33	0.1583	56.84%
Natural Gas	3	CCF	\$85.13	\$0.00	\$85.13	28.3767	2.45%
Water	287	CCF	\$1,200.63	\$0.00	\$1,200.63	4.1834	34.60%
Sewer	56	CCF	\$211.92	\$0.00	\$211.92	3.7843	6.11%
Total Cost:			\$3,470.01	\$0.00	\$3,470.01		

For
WAINWRIGHT
ELEMENTAR



Filters: Cost Center Name Not Equal To DoNotReport; Billing Period Equal To 201308All Meter CodesAll Group Names

el Paso

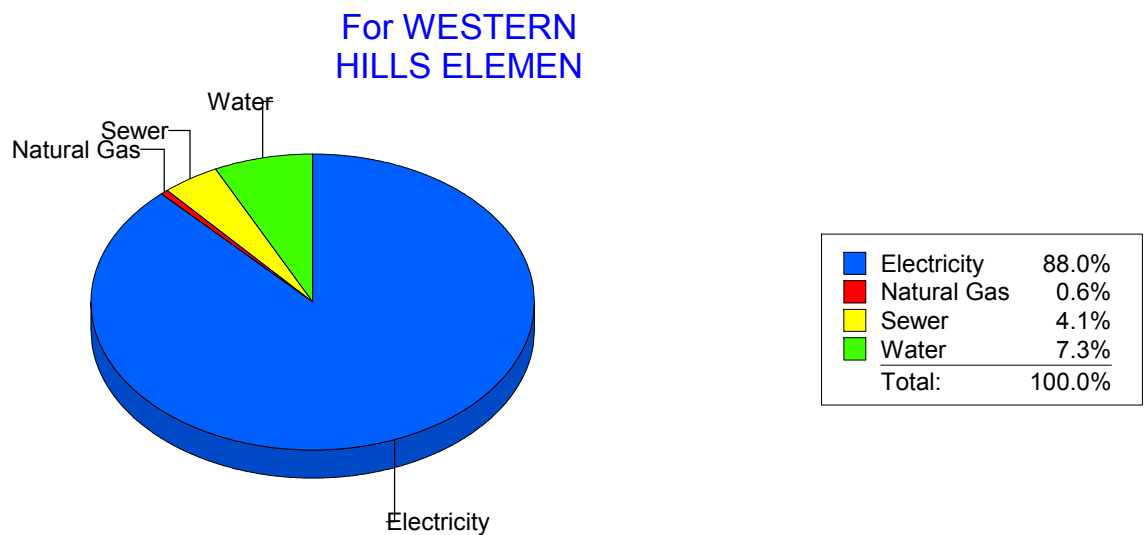
Energy CAP

Cost Avoidance Program

Cost Summary Graph

Grouped by Energy Type

Energy Type	Use	Units	Meter Cost	Special Charges	Total Cost	Avg Unit Cost	% of Total Cost
Site: WESTERN HILLS ELEMEN - WESTERN HILLS ELEMEN							
Electricity	48,840	KWH	\$7,338.46	\$0.00	\$7,338.46	0.1503	88.00%
Natural Gas	16	CCF	\$49.70	\$0.00	\$49.70	3.1063	0.60%
Water	332	CCF	\$605.58	\$0.00	\$605.58	1.8240	7.26%
Sewer	84	CCF	\$345.15	\$0.00	\$345.15	4.1089	4.14%
Total Cost:			\$8,338.89	\$0.00	\$8,338.89		



Filters: Cost Center Name Not Equal To DoNotReport; Billing Period Equal To 201308All Meter CodesAll Group Names

elpaso

Energy CAP

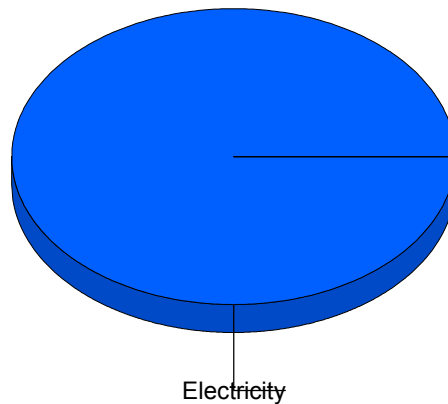
Cost Avoidance Program

Cost Summary Graph

Grouped by Energy Type

Energy Type	Use	Units	Meter Cost	Special Charges	Total Cost	Avg Unit Cost	% of Total Cost
Site: WESTSIDE TRANSPORTAT - WESTSIDE TRANSPORTAT							
Electricity		2,455 KWH	\$329.39	\$0.00	\$329.39	0.1342	100.00%
Total Cost:			\$329.39	\$0.00	\$329.39		

For WESTSIDE
TRANSPORTAT



■ Electricity	100.0%
Total:	100.0%

Filters: Cost Center Name Not Equal To DoNotReport; Billing Period Equal To 201308All Meter CodesAll Group Names

elpaso

Energy CAP

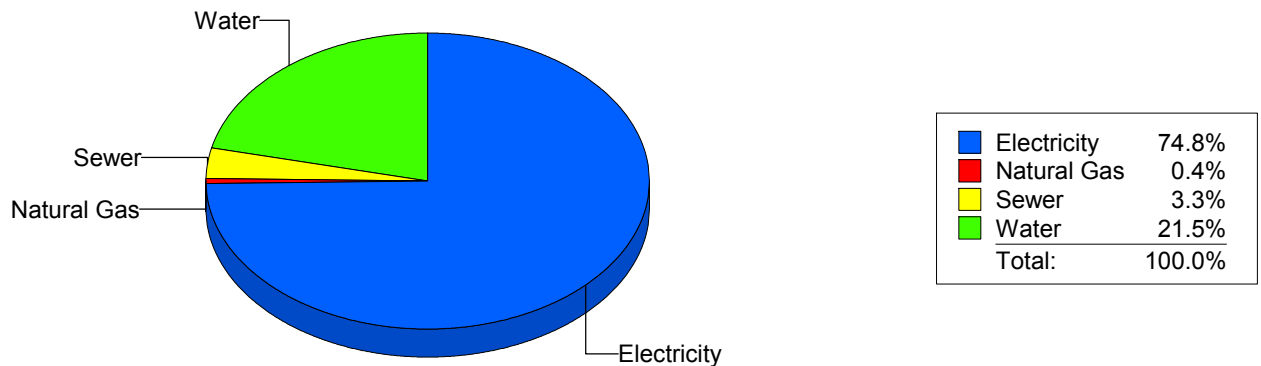
Cost Avoidance Program

Cost Summary Graph

Grouped by Energy Type

Energy Type	Use	Units	Meter Cost	Special Charges	Total Cost	Avg Unit Cost	% of Total Cost
Site: WHITAKER ELEMENTARY - WHITAKER ELEMENTARY							
Electricity	59,400	KWH	\$9,412.06	\$0.00	\$9,412.06	0.1585	74.80%
Natural Gas	14	CCF	\$48.72	\$0.00	\$48.72	3.4800	0.39%
Water	1,209	CCF	\$2,705.77	\$0.00	\$2,705.77	2.2380	21.50%
Sewer	194	CCF	\$416.55	\$0.00	\$416.55	2.1472	3.31%
Total Cost:			\$12,583.10	\$0.00	\$12,583.10		

For WHITAKER
ELEMENTARY



Filters: Cost Center Name Not Equal To DoNotReport; Billing Period Equal To 201308All Meter CodesAll Group Names

el Paso

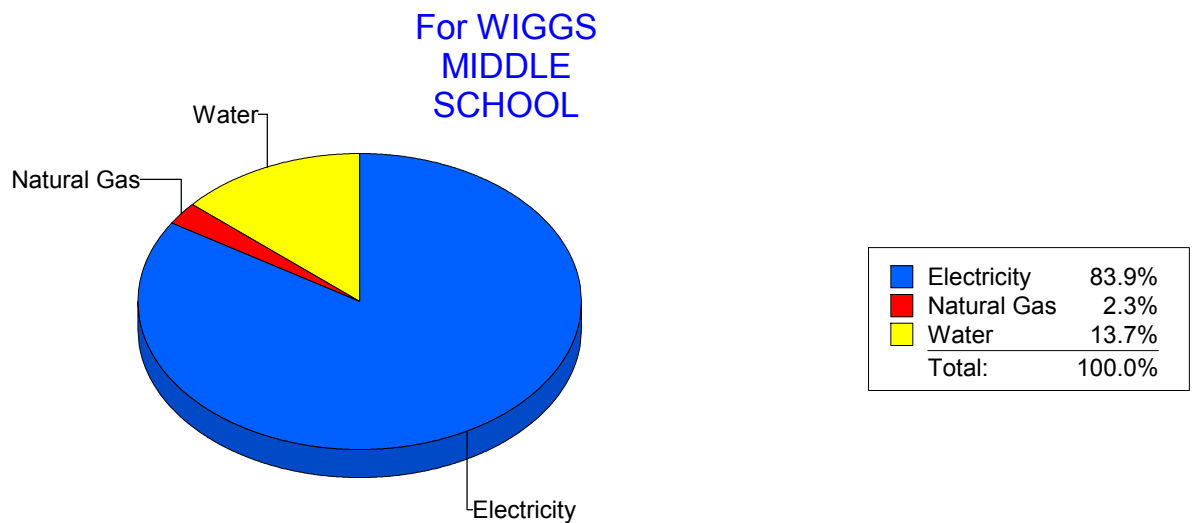
Energy CAP

Cost Avoidance Program

Cost Summary Graph

Grouped by Energy Type

Energy Type	Use	Units	Meter Cost	Special Charges	Total Cost	Avg Unit Cost	% of Total Cost
Site: WIGGS MIDDLE SCHOOL - WIGGS MIDDLE SCHOOL							
Electricity	40,160	KWH	\$6,321.27	\$0.00	\$6,321.27	0.1574	83.94%
Natural Gas	238	CCF	\$175.22	\$0.00	\$175.22	0.7362	2.33%
Water	404	CCF	\$1,034.33	\$0.00	\$1,034.33	2.5602	13.73%
Total Cost:			\$7,530.82	\$0.00	\$7,530.82		



Filters: Cost Center Name Not Equal To DoNotReport; Billing Period Equal To 201308All Meter CodesAll Group Names

elpaso

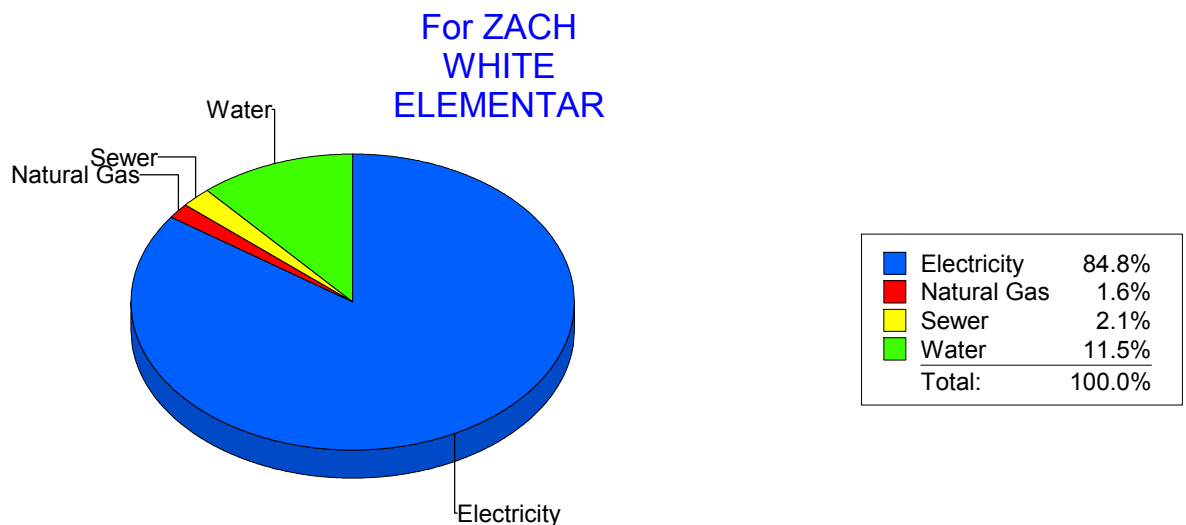
Energy CAP

Cost Avoidance Program

Cost Summary Graph

Grouped by Energy Type

Energy Type	Use	Units	Meter Cost	Special Charges	Total Cost	Avg Unit Cost	% of Total Cost
Site: ZACH WHITE ELEMENTAR - ZACH WHITE ELEMENTAR							
Electricity	52,500	KWH	\$7,989.18	\$0.00	\$7,989.18	0.1522	84.82%
Natural Gas	122	CCF	\$146.33	\$0.00	\$146.33	1.1994	1.55%
Water	400	CCF	\$1,082.25	\$0.00	\$1,082.25	2.7056	11.49%
Sewer	97	CCF	\$201.18	\$0.00	\$201.18	2.0740	2.14%
Total Cost:			\$9,418.94	\$0.00	\$9,418.94		



Filters: Cost Center Name Not Equal To DoNotReport; Billing Period Equal To 201308All Meter CodesAll Group Names

elpaso

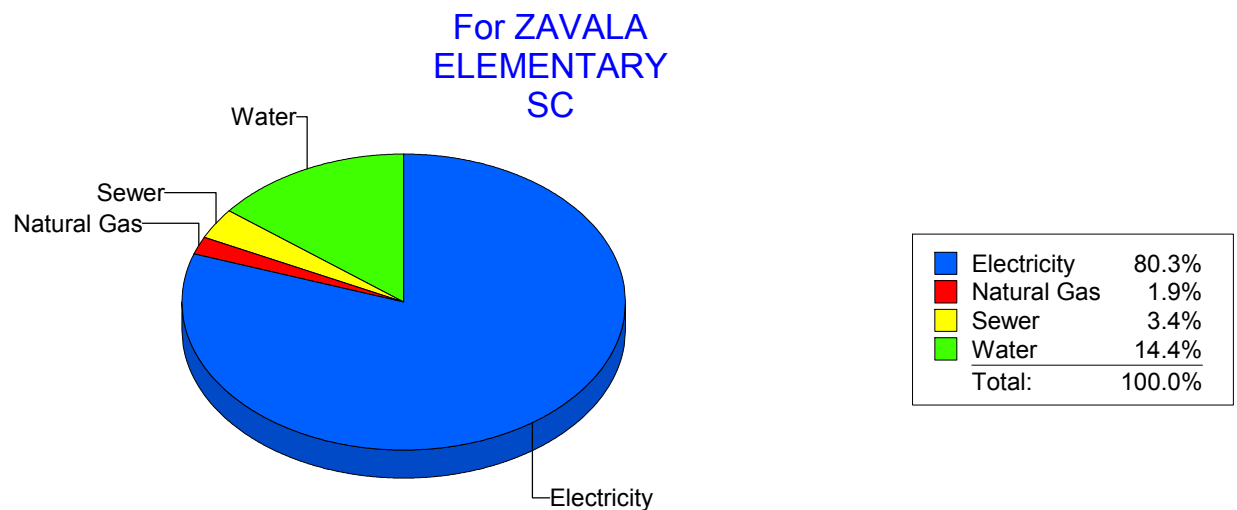
Energy CAP

Cost Avoidance Program

Cost Summary Graph

Grouped by Energy Type

Energy Type	Use	Units	Meter Cost	Special Charges	Total Cost	Avg Unit Cost	% of Total Cost
Site: ZAVALA ELEMENTARY SC - ZAVALA ELEMENTARY SC							
Electricity	21,250	KWH	\$3,004.50	\$0.00	\$3,004.50	0.1414	80.31%
Natural Gas	59	CCF	\$70.92	\$0.00	\$70.92	1.2020	1.90%
Water	142	CCF	\$537.71	\$0.00	\$537.71	3.7867	14.37%
Sewer	44	CCF	\$128.04	\$0.00	\$128.04	2.9100	3.42%
Total Cost:			\$3,741.17	\$0.00	\$3,741.17		



Filters: Cost Center Name Not Equal To DoNotReport; Billing Period Equal To 201308All Meter CodesAll Group Names

elpaso

Energy CAP

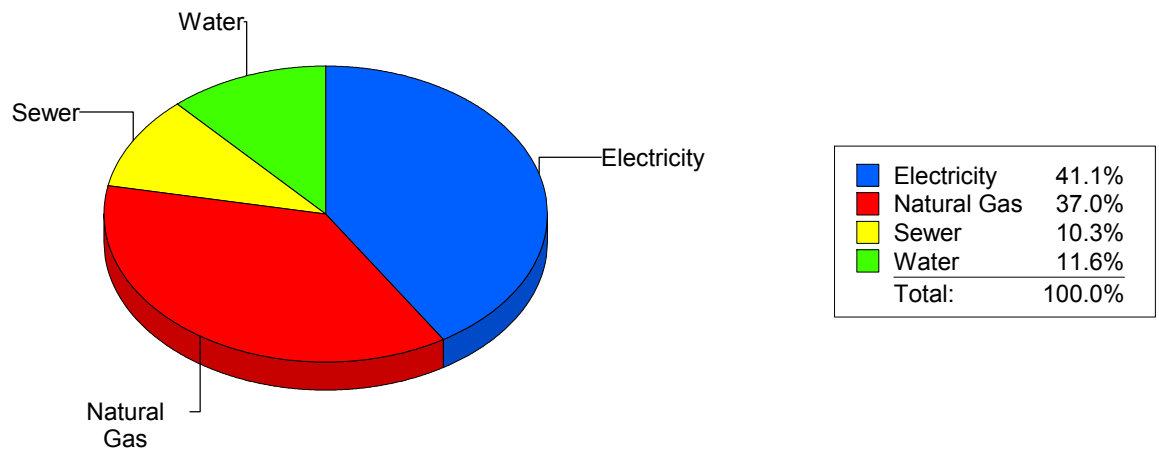
Cost Avoidance Program

Cost Summary Graph

Grouped by Energy Type

Energy Type	Use	Units	Meter Cost	Special Charges	Total Cost	Avg Unit Cost	% of Total Cost
Site: ZUNI COTTAGES - ZUNI COTTAGES							
Electricity		468 KWH	\$92.92	\$0.00	\$92.92	0.1985	41.10%
Natural Gas		0 CCF	\$83.64	\$0.00	\$83.64	0.0000	37.00%
Water		2 CCF	\$26.26	\$0.00	\$26.26	13.1300	11.62%
Sewer		1 CCF	\$23.24	\$0.00	\$23.24	23.2400	10.28%
Total Cost:			\$226.06	\$0.00	\$226.06		

For ZUNI COTTAGES



Filters: Cost Center Name Not Equal To DoNotReport; Billing Period Equal To 201308All Meter CodesAll Group Names

el Paso

Energy CAP

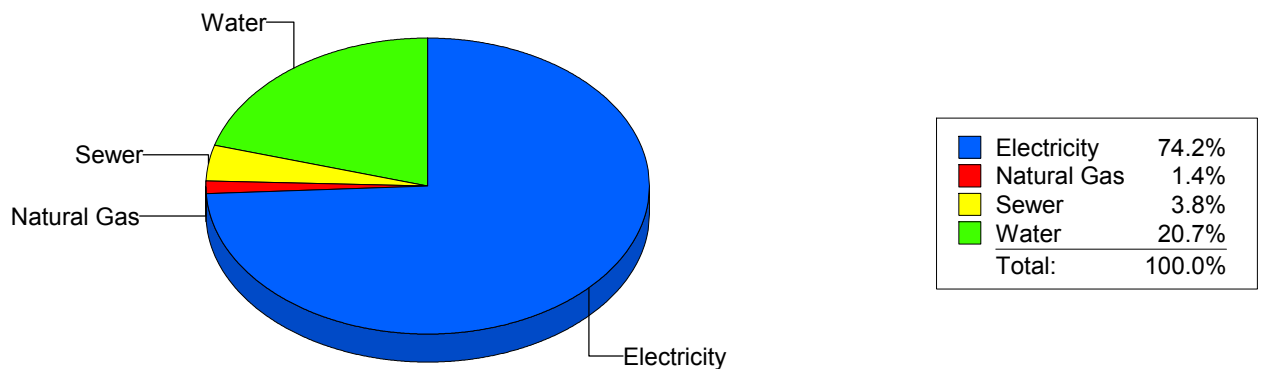
Cost Avoidance Program

Cost Summary Graph

Grouped by Energy Type

Energy Type	Use	Units	Meter Cost	Special Charges	Total Cost	Avg Unit Cost	% of Total Cost
All Sites							
Electricity	6,068,779	KWH	\$827,024.56	\$0.00	\$827,024.56	0.1363	74.17%
Natural Gas	13,808	CCF	\$15,299.11	\$0.00	\$15,299.11	1.1080	1.37%
Water	71,951	CCF	\$230,403.89	\$0.00	\$230,403.89	3.2022	20.66%
Sewer	17,821	CCF	\$42,273.84	\$0.00	\$42,273.84	2.3721	3.79%
Total Cost:			\$1,115,001.40	\$0.00	\$1,115,001.40		

For All Sites



Filters: Cost Center Name Not Equal To DoNotReport; Billing Period Equal To 201308All Meter CodesAll Group Names