

elpaso

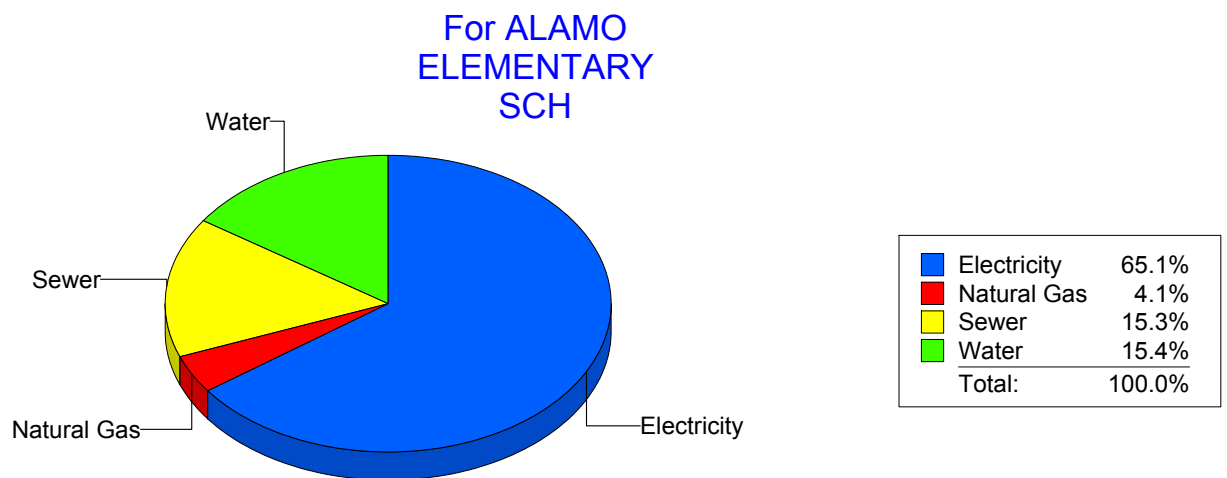
Energy CAP

Cost Avoidance Program

Cost Summary Graph

Grouped by Energy Type

Energy Type	Use	Units	Total Cost	Avg Unit Cost	% of Total Cost
Site: ALAMO ELEMENTARY SCH - ALAMO ELEMENTARY SCH					
Electricity	3,250	KWH	\$527.86	0.1624	65.09%
Natural Gas	0	CCF	\$33.38	0.0000	4.12%
Water	0	CCF	\$125.26	0.0000	15.45%
Sewer	0	CCF	\$124.48	0.0000	15.35%
Total Cost:			\$810.98		



Filters: Cost Center Name Not Equal To DoNotReport; Site Name Not Equal To DoNotReport; Billing Period Equal To 200901

elpaso

Energy CAP

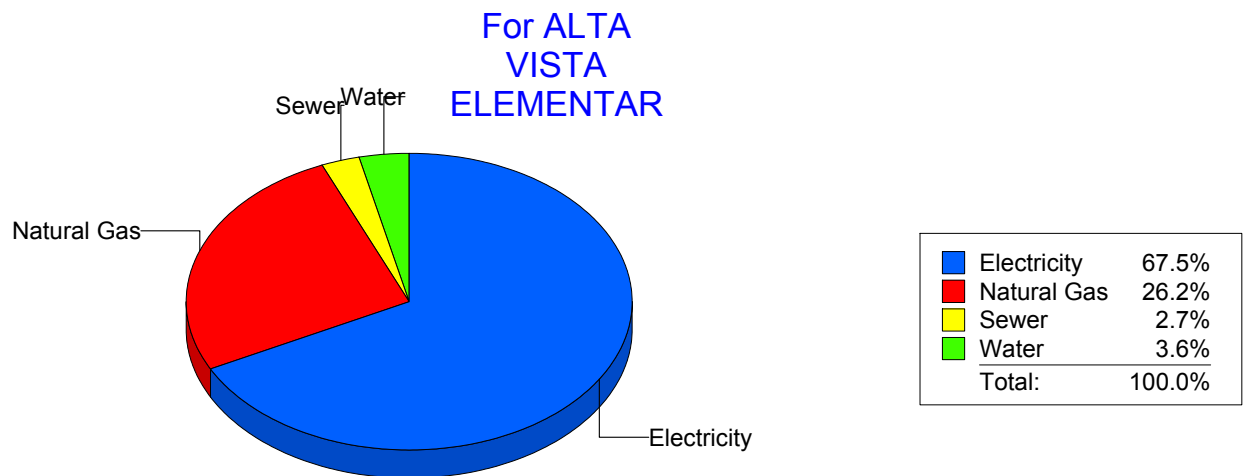
Cost Avoidance Program

Cost Summary Graph

Grouped by Energy Type

Energy Type	Use	Units	Total Cost	Avg Unit Cost	% of Total Cost
Site: ALTA VISTA ELEMENTAR - ALTA VISTA ELEMENTAR					
Electricity	26,100	KWH	\$3,718.38	0.1425	67.47%
Natural Gas	1,769	CCF	\$1,445.16	0.8169	26.22%
Water	94	CCF	\$198.93	2.1163	3.61%
Sewer	68	CCF	\$148.60	2.1853	2.70%

Total Cost: \$5,511.07



Filters: Cost Center Name Not Equal To DoNotReport; Site Name Not Equal To DoNotReport; Billing Period Equal To 200901

elpaso

Energy CAP

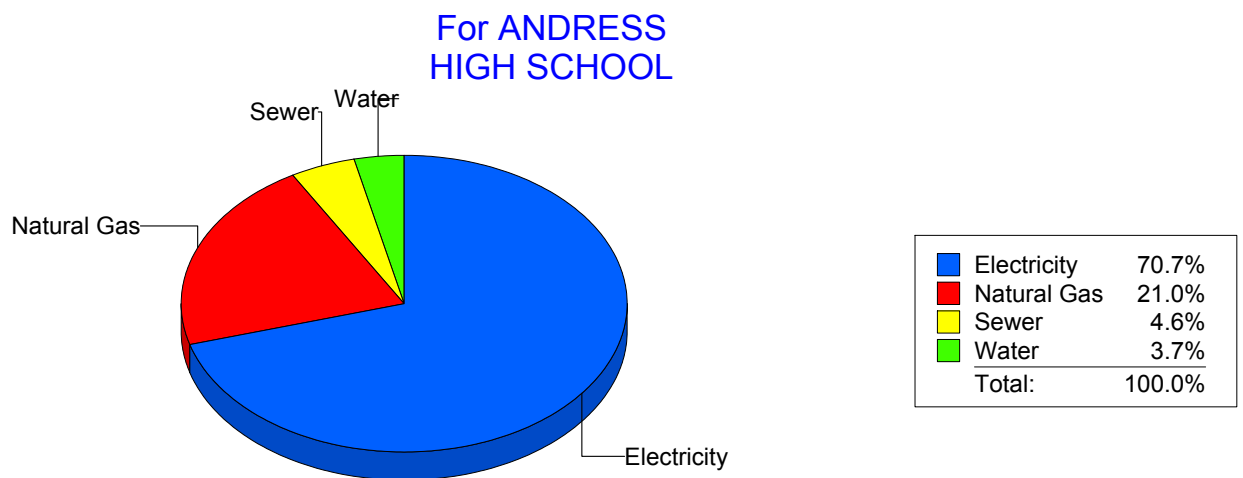
Cost Avoidance Program

Cost Summary Graph

Grouped by Energy Type

Energy Type	Use	Units	Total Cost	Avg Unit Cost	% of Total Cost
Site: ANDRESS HIGH SCHOOL - ANDRESS HIGH SCHOOL					
Electricity	160,694	KWH	\$20,638.69	0.1284	70.65%
Natural Gas	7,759	CCF	\$6,134.99	0.7907	21.00%
Water	666	CCF	\$1,090.89	1.6380	3.73%
Sewer	953	CCF	\$1,347.92	1.4144	4.61%

Total Cost: \$29,212.49



Filters: Cost Center Name Not Equal To DoNotReport; Site Name Not Equal To DoNotReport; Billing Period Equal To 200901

el paso

Energy CAP

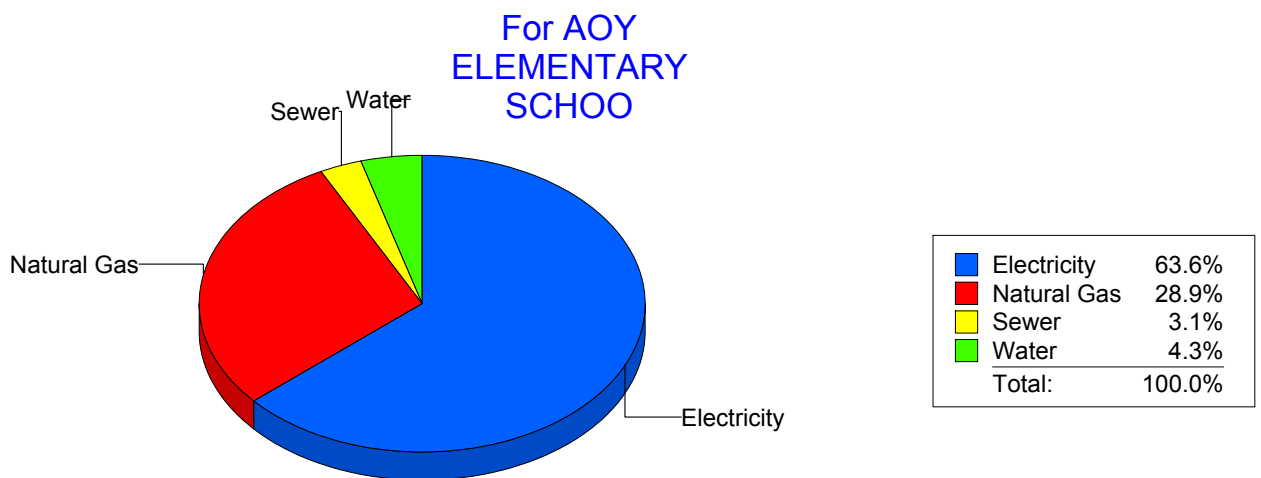
Cost Avoidance Program

Cost Summary Graph

Grouped by Energy Type

Energy Type	Use	Units	Total Cost	Avg Unit Cost	% of Total Cost
Site: AOY ELEMENTARY SCHOO - AOY ELEMENTARY SCHOO					
Electricity	55,525	KWH	\$7,531.98	0.1357	63.60%
Natural Gas	4,311	CCF	\$3,427.63	0.7951	28.94%
Water	80	CCF	\$514.48	6.4310	4.34%
Sewer	85	CCF	\$369.38	4.3456	3.12%

Total Cost: \$11,843.47



Filters: Cost Center Name Not Equal To DoNotReport; Site Name Not Equal To DoNotReport; Billing Period Equal To 200901

elpaso

Energy CAP

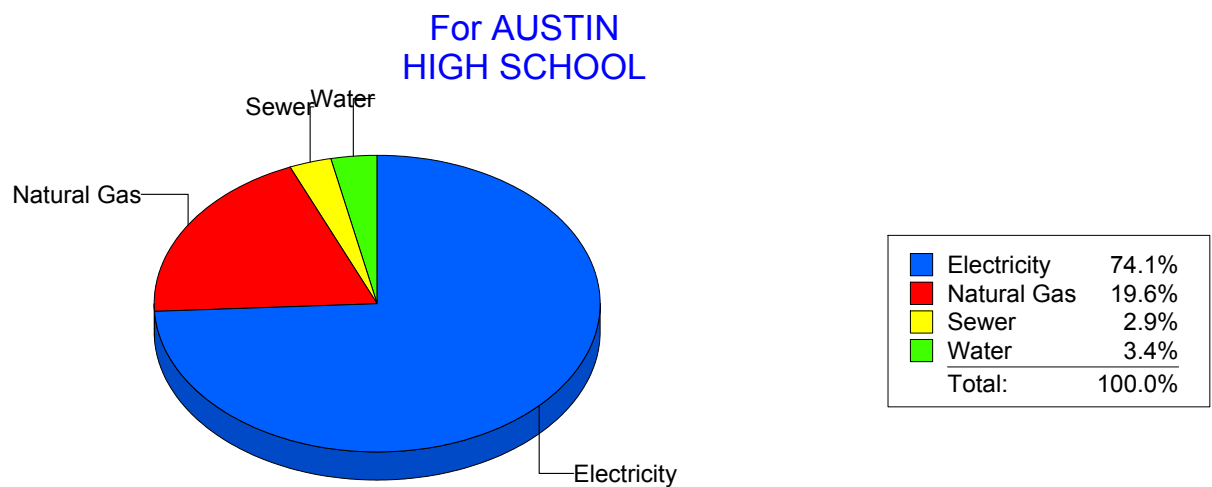
Cost Avoidance Program

Cost Summary Graph

Grouped by Energy Type

Energy Type	Use	Units	Total Cost	Avg Unit Cost	% of Total Cost
Site: AUSTIN HIGH SCHOOL - AUSTIN HIGH SCHOOL					
Electricity	167,717	KWH	\$22,955.90	0.1369	74.11%
Natural Gas	7,626	CCF	\$6,062.89	0.7950	19.57%
Water	316	CCF	\$1,054.88	3.3382	3.41%
Sewer	446	CCF	\$902.85	2.0243	2.91%

Total Cost: \$30,976.52



Filters: Cost Center Name Not Equal To DoNotReport; Site Name Not Equal To DoNotReport; Billing Period Equal To 200901

elpaso

Energy CAP

Cost Avoidance Program

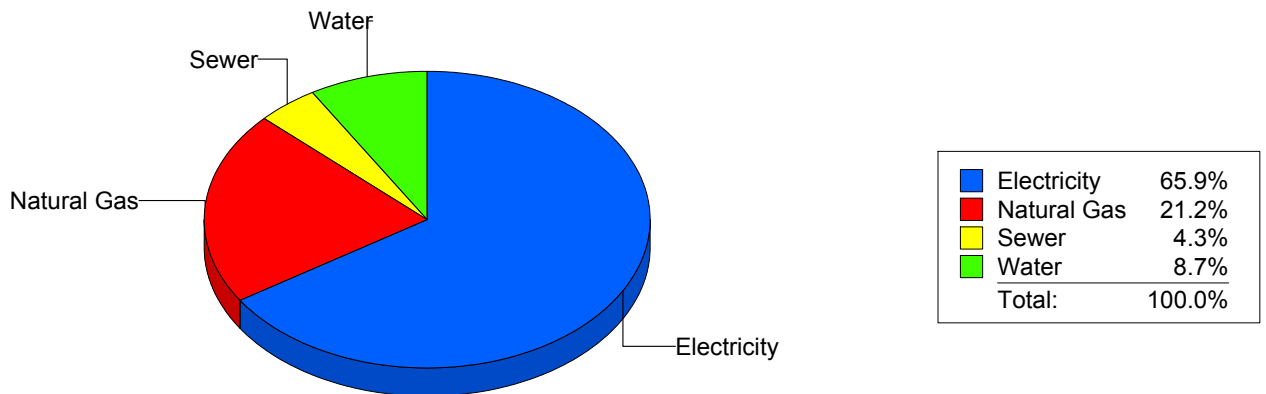
Cost Summary Graph

Grouped by Energy Type

Energy Type	Use	Units	Total Cost	Avg Unit Cost	% of Total Cost
Site: BARRON - BARRON					
Electricity	47,369	KWH	\$6,785.19	0.1432	65.87%
Natural Gas	2,703	CCF	\$2,183.89	0.8080	21.20%
Water	149	CCF	\$893.42	5.9961	8.67%
Sewer	160	CCF	\$438.39	2.7399	4.26%

Total Cost: \$10,300.89

For BARRON



Filters: Cost Center Name Not Equal To DoNotReport; Site Name Not Equal To DoNotReport; Billing Period Equal To 200901

elpaso

Energy CAP

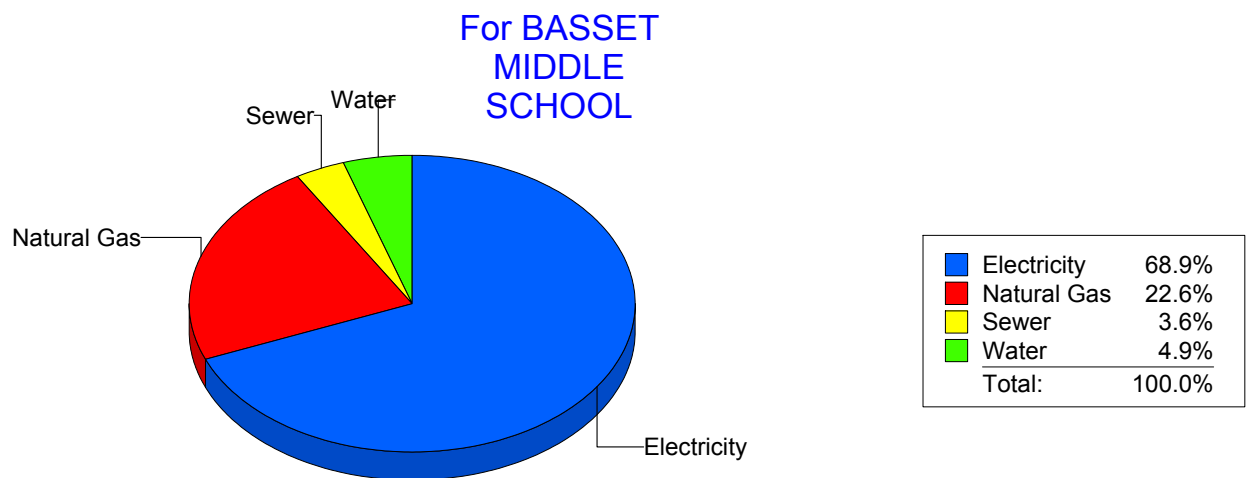
Cost Avoidance Program

Cost Summary Graph

Grouped by Energy Type

Energy Type	Use	Units	Total Cost	Avg Unit Cost	% of Total Cost
Site: BASSET MIDDLE SCHOOL - BASSET MIDDLE SCHOOL					
Electricity	66,341	KWH	\$9,632.40	0.1452	68.88%
Natural Gas	3,920	CCF	\$3,162.77	0.8068	22.62%
Water	289	CCF	\$681.03	2.3565	4.87%
Sewer	291	CCF	\$507.18	1.7429	3.63%

Total Cost: \$13,983.38



Filters: Cost Center Name Not Equal To DoNotReport; Site Name Not Equal To DoNotReport; Billing Period Equal To 200901

elpaso

Energy CAP

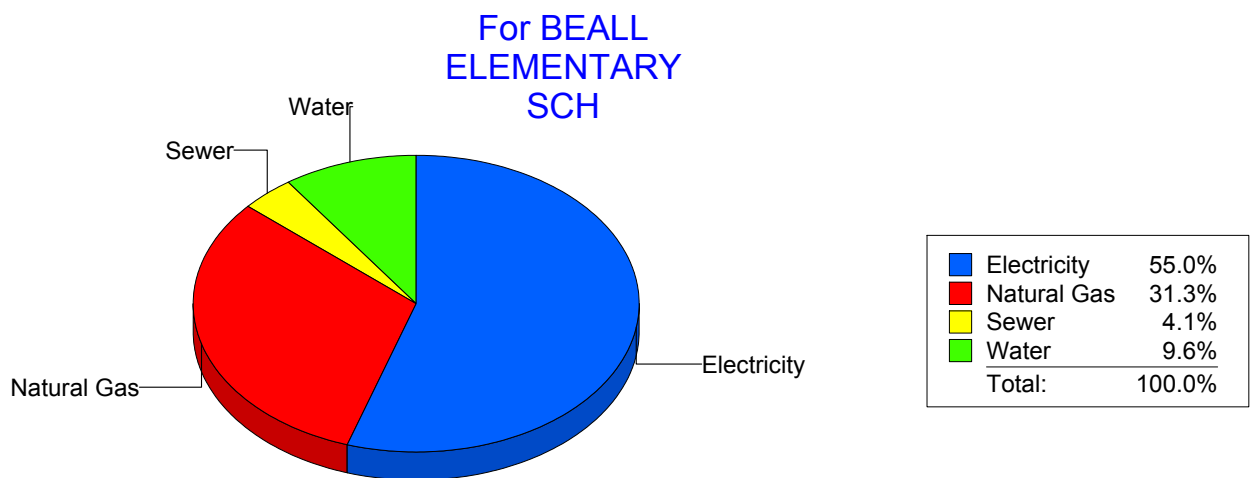
Cost Avoidance Program

Cost Summary Graph

Grouped by Energy Type

Energy Type	Use	Units	Total Cost	Avg Unit Cost	% of Total Cost
Site: BEALL ELEMENTARY SCH - BEALL ELEMENTARY SCH					
Electricity	19,600	KWH	\$2,820.14	0.1439	55.01%
Natural Gas	2,004	CCF	\$1,604.51	0.8007	31.30%
Water	161	CCF	\$491.75	3.0543	9.59%
Sewer	57	CCF	\$210.00	3.6842	4.10%

Total Cost: \$5,126.40



Filters: Cost Center Name Not Equal To DoNotReport; Site Name Not Equal To DoNotReport; Billing Period Equal To 200901

elpaso

Energy CAP

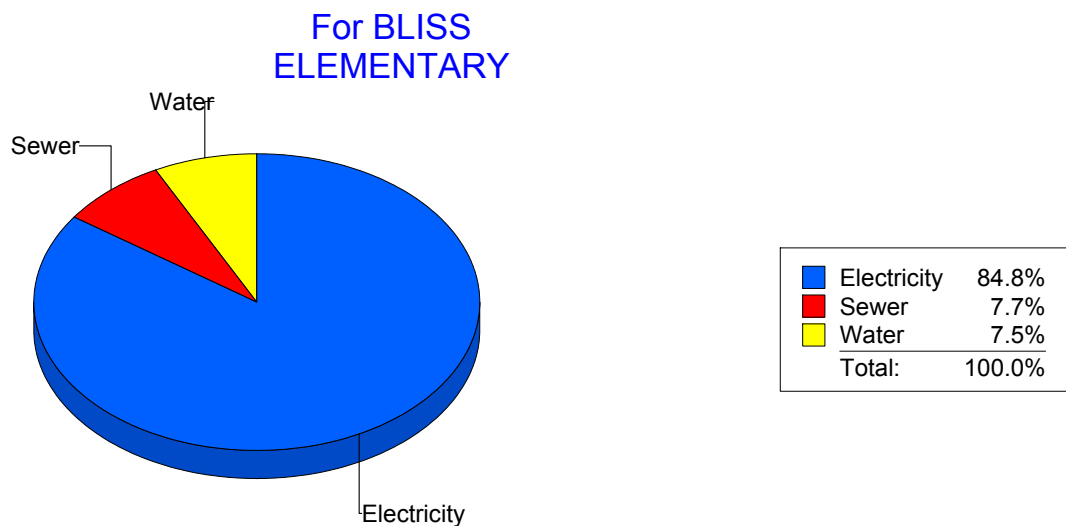
Cost Avoidance Program

Cost Summary Graph

Grouped by Energy Type

Energy Type	Use	Units	Total Cost	Avg Unit Cost	% of Total Cost
Site: BLISS ELEMENTARY - BLISS ELEMENTARY					
Electricity	21,500	KWH	\$3,096.95	0.1440	84.82%
Water	102	CCF	\$273.09	2.6774	7.48%
Sewer	113	CCF	\$281.12	2.4878	7.70%

Total Cost: \$3,651.16



Filters: Cost Center Name Not Equal To DoNotReport; Site Name Not Equal To DoNotReport; Billing Period Equal To 200901

elpaso

Energy CAP

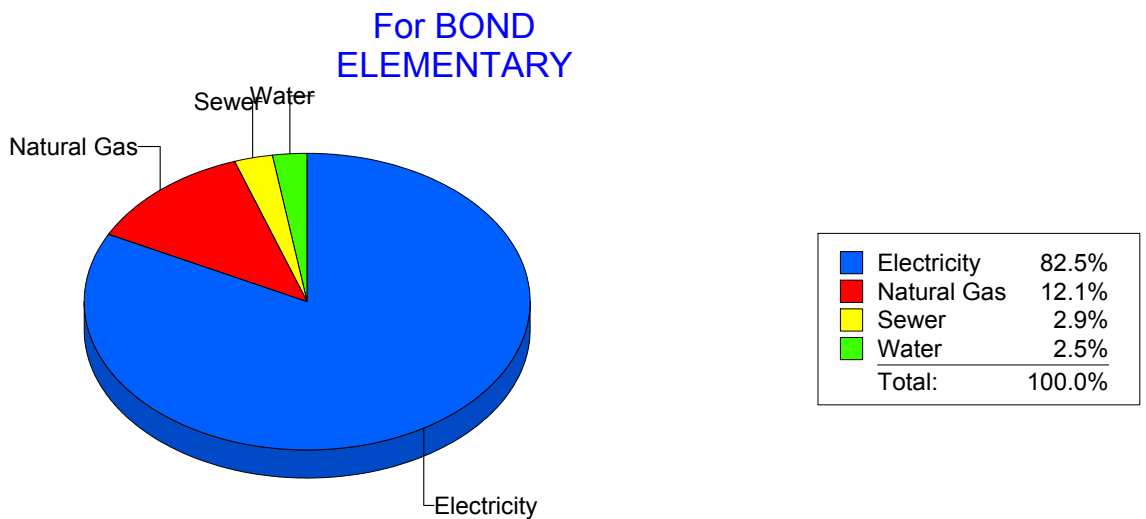
Cost Avoidance Program

Cost Summary Graph

Grouped by Energy Type

Energy Type	Use	Units	Total Cost	Avg Unit Cost	% of Total Cost
Site: BOND - BOND ELEMENTARY					
Electricity	59,549	KWH	\$9,593.15	0.1611	82.47%
Natural Gas	1,720	CCF	\$1,411.82	0.8208	12.14%
Water	112	CCF	\$287.59	2.5678	2.47%
Sewer	159	CCF	\$339.54	2.1355	2.92%

Total Cost: \$11,632.10



Filters: Cost Center Name Not Equal To DoNotReport; Site Name Not Equal To DoNotReport; Billing Period Equal To 200901

elpaso

Energy CAP

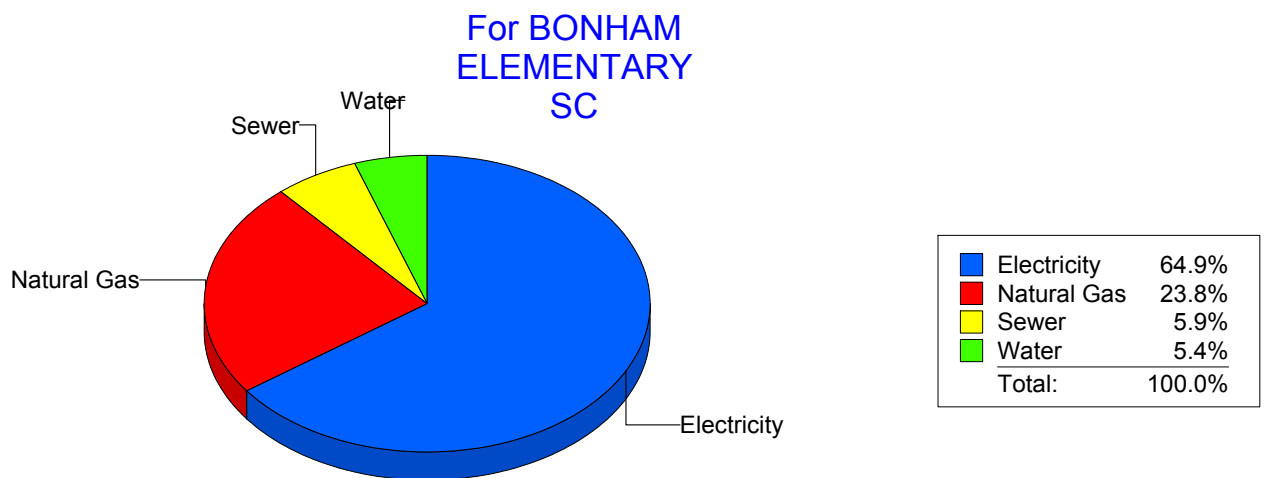
Cost Avoidance Program

Cost Summary Graph

Grouped by Energy Type

Energy Type	Use	Units	Total Cost	Avg Unit Cost	% of Total Cost
Site: BONHAM ELEMENTARY SC - BONHAM ELEMENTARY SC					
Electricity	25,711	KWH	\$3,849.94	0.1497	64.92%
Natural Gas	1,728	CCF	\$1,412.17	0.8172	23.81%
Water	141	CCF	\$320.09	2.2701	5.40%
Sewer	178	CCF	\$347.89	1.9544	5.87%

Total Cost: \$5,930.09



Filters: Cost Center Name Not Equal To DoNotReport; Site Name Not Equal To DoNotReport; Billing Period Equal To 200901

el Paso

Energy CAP

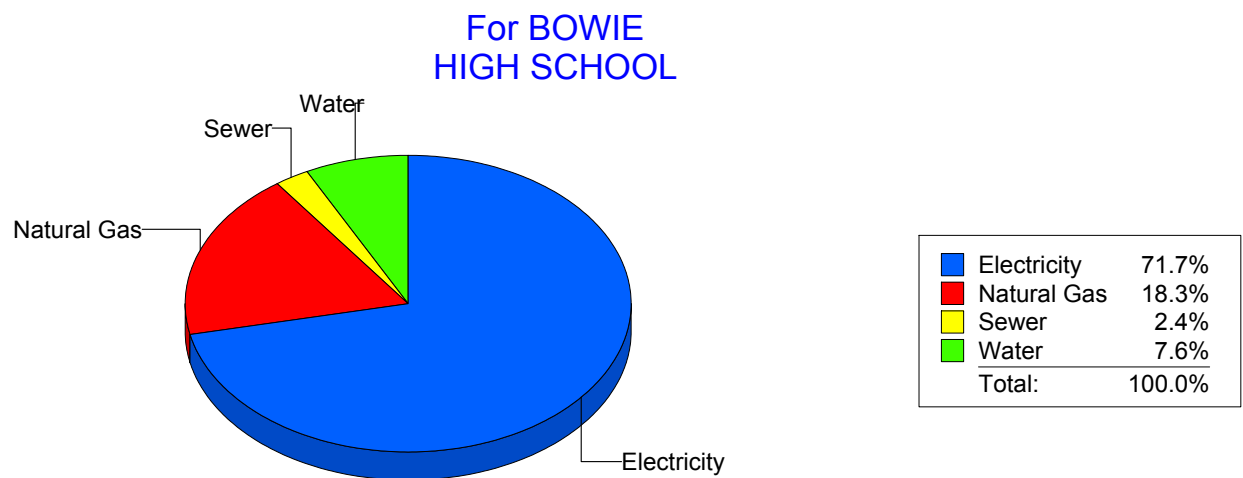
Cost Avoidance Program

Cost Summary Graph

Grouped by Energy Type

Energy Type	Use	Units	Total Cost	Avg Unit Cost	% of Total Cost
Site: BOWIE HIGH SCHOOL - BOWIE HIGH SCHOOL					
Electricity	265,162	KWH	\$31,004.81	0.1169	71.71%
Natural Gas	10,090	CCF	\$7,918.56	0.7848	18.31%
Water	1,969	CCF	\$3,296.26	1.6741	7.62%
Sewer	477	CCF	\$1,017.59	2.1333	2.35%

Total Cost: \$43,237.22



Filters: Cost Center Name Not Equal To DoNotReport; Site Name Not Equal To DoNotReport; Billing Period Equal To 200901

elpaso

Energy CAP

Cost Avoidance Program

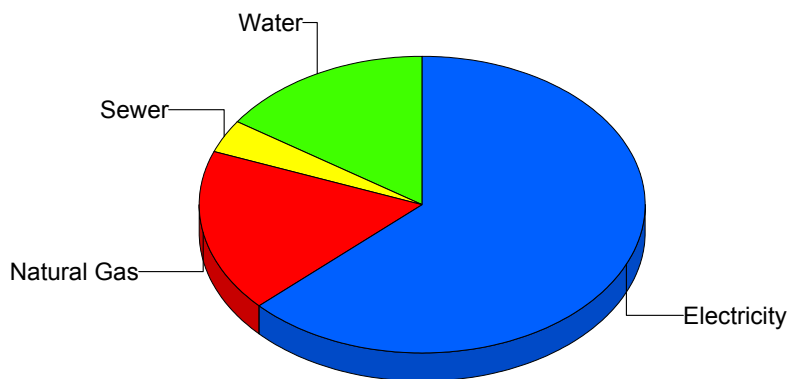
Cost Summary Graph

Grouped by Energy Type

Energy Type	Use	Units	Total Cost	Avg Unit Cost	% of Total Cost
Site: BRADLEY ELEMENTARY - BRADLEY ELEMENTARY					
Electricity	28,800	KWH	\$3,882.23	0.1348	63.13%
Natural Gas	1,345	CCF	\$1,087.45	0.8085	17.68%
Water	168	CCF	\$958.84	5.7074	15.59%
Sewer	7	CCF	\$220.84	31.5486	3.59%

Total Cost: \$6,149.36

For BRADLEY
ELEMENTARY



Electricity	63.1%
Natural Gas	17.7%
Sewer	3.6%
Water	15.6%
Total:	100.0%

Filters: Cost Center Name Not Equal To DoNotReport; Site Name Not Equal To DoNotReport; Billing Period Equal To 200901

elpaso

Energy CAP

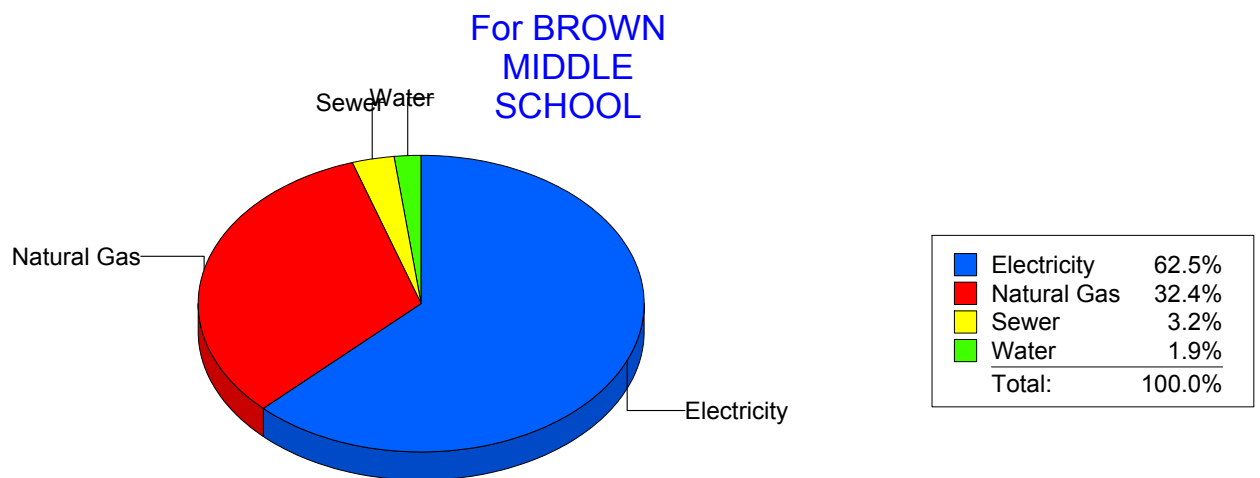
Cost Avoidance Program

Cost Summary Graph

Grouped by Energy Type

Energy Type	Use	Units	Total Cost	Avg Unit Cost	% of Total Cost
Site: BROWN MIDDLE SCHOOL - BROWN MIDDLE SCHOOL					
Electricity	92,600	KWH	\$11,979.26	0.1294	62.49%
Natural Gas	7,935	CCF	\$6,207.56	0.7823	32.38%
Water	96	CCF	\$369.04	3.8442	1.93%
Sewer	316	CCF	\$613.27	1.9407	3.20%

Total Cost: \$19,169.13



Filters: Cost Center Name Not Equal To DoNotReport; Site Name Not Equal To DoNotReport; Billing Period Equal To 200901

elpaso

Energy CAP

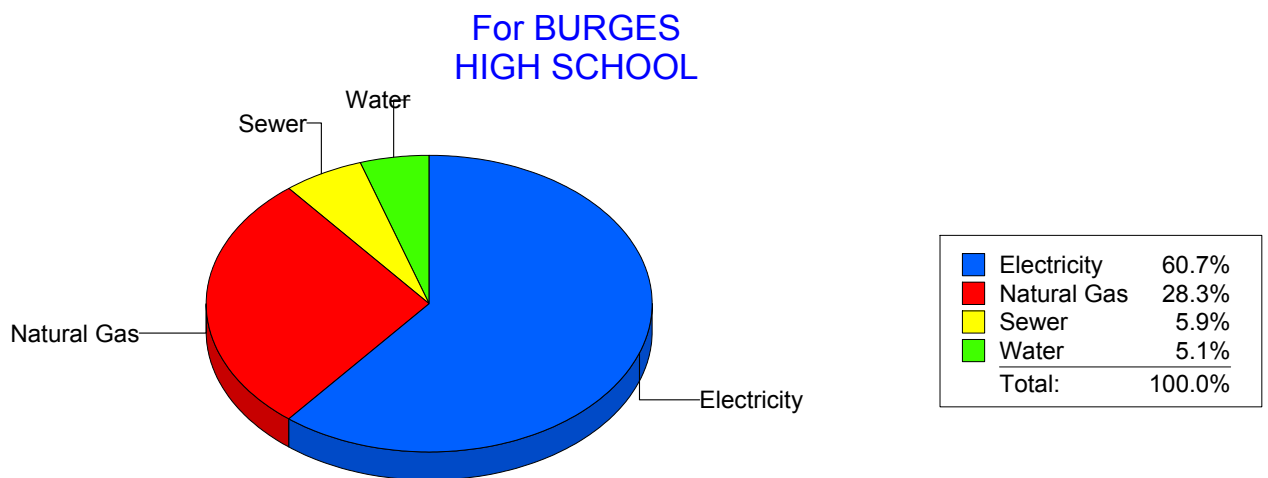
Cost Avoidance Program

Cost Summary Graph

Grouped by Energy Type

Energy Type	Use	Units	Total Cost	Avg Unit Cost	% of Total Cost
Site: BURGESS HIGH SCHOOL - BURGESS HIGH SCHOOL					
Electricity	100,455	KWH	\$13,737.92	0.1368	60.73%
Natural Gas	8,147	CCF	\$6,402.94	0.7859	28.31%
Water	651	CCF	\$1,153.16	1.7714	5.10%
Sewer	877	CCF	\$1,325.74	1.5117	5.86%

Total Cost: \$22,619.76



Filters: Cost Center Name Not Equal To DoNotReport; Site Name Not Equal To DoNotReport; Billing Period Equal To 200901

elpaso

Energy CAP

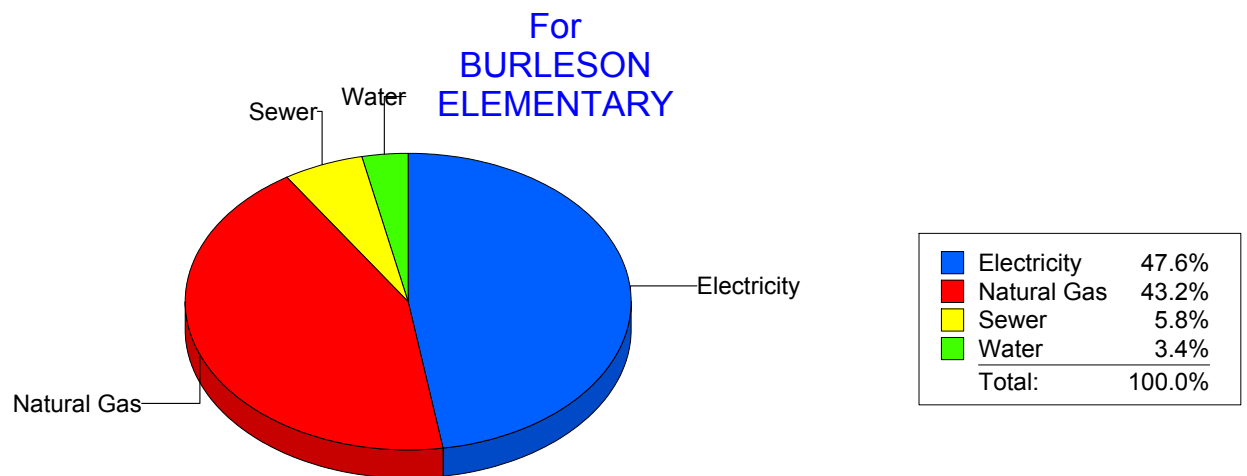
Cost Avoidance Program

Cost Summary Graph

Grouped by Energy Type

Energy Type	Use	Units	Total Cost	Avg Unit Cost	% of Total Cost
Site: BURLESON ELEMENTARY - BURLESON ELEMENTARY					
Electricity	17,124	KWH	\$3,061.73	0.1788	47.57%
Natural Gas	3,382	CCF	\$2,781.80	0.8225	43.22%
Water	79	CCF	\$220.05	2.7854	3.42%
Sewer	195	CCF	\$372.13	1.9084	5.78%

Total Cost: \$6,435.71



Filters: Cost Center Name Not Equal To DoNotReport; Site Name Not Equal To DoNotReport; Billing Period Equal To 200901

elpaso

Energy CAP

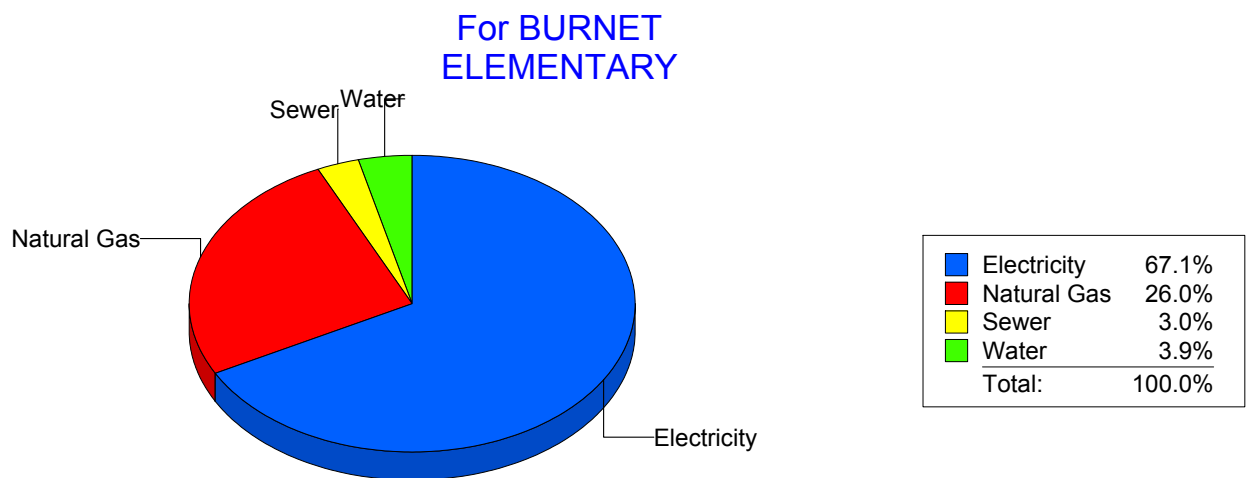
Cost Avoidance Program

Cost Summary Graph

Grouped by Energy Type

Energy Type	Use	Units	Total Cost	Avg Unit Cost	% of Total Cost
Site: BURNET ELEMENTARY - BURNET ELEMENTARY					
Electricity	24,283	KWH	\$3,660.06	0.1507	67.09%
Natural Gas	1,735	CCF	\$1,419.41	0.8181	26.02%
Water	104	CCF	\$214.43	2.0618	3.93%
Sewer	78	CCF	\$161.30	2.0679	2.96%

Total Cost: \$5,455.20



Filters: Cost Center Name Not Equal To DoNotReport; Site Name Not Equal To DoNotReport; Billing Period Equal To 200901

el Paso

Energy CAP

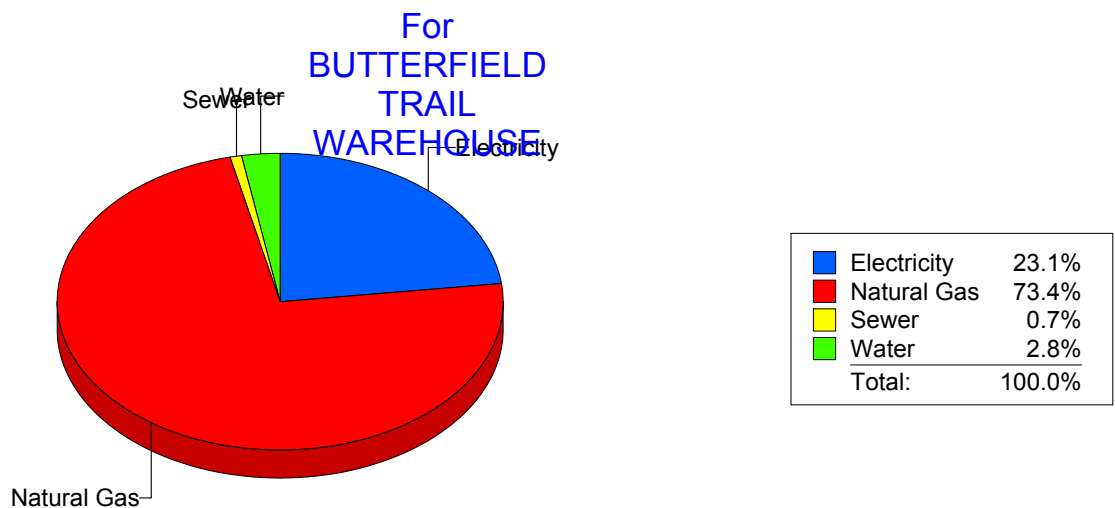
Cost Avoidance Program

Cost Summary Graph

Grouped by Energy Type

Energy Type	Use	Units	Total Cost	Avg Unit Cost	% of Total Cost
Site: BUTTERFIELDTRAILWAREHOUSE - BUTTERFIELD TRAIL WAREHOUSE					
Electricity	3,400	KWH	\$539.77	0.1588	23.13%
Natural Gas	2,142	CCF	\$1,712.78	0.7996	73.38%
Water	14	CCF	\$65.19	4.6564	2.79%
Sewer	3	CCF	\$16.26	5.4200	0.70%

Total Cost: \$2,334.00



Filters: Cost Center Name Not Equal To DoNotReport; Site Name Not Equal To DoNotReport; Billing Period Equal To 200901

elpaso

Energy CAP

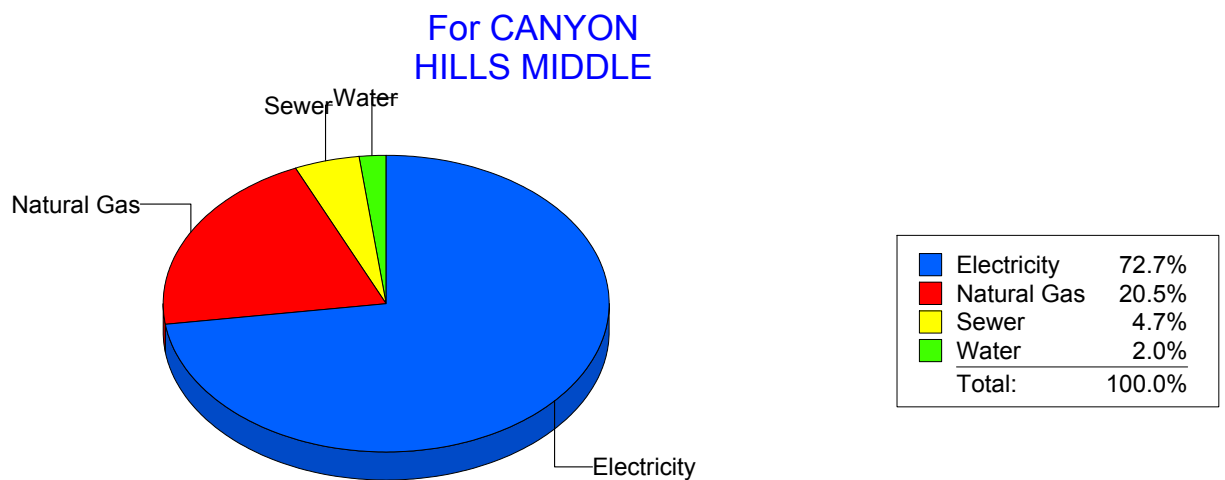
Cost Avoidance Program

Cost Summary Graph

Grouped by Energy Type

Energy Type	Use	Units	Total Cost	Avg Unit Cost	% of Total Cost
Site: CANYON HILLS MIDDLE - CANYON HILLS MIDDLE					
Electricity	66,100	KWH	\$9,423.45	0.1426	72.74%
Natural Gas	3,322	CCF	\$2,661.50	0.8012	20.54%
Water	49	CCF	\$264.53	5.3986	2.04%
Sewer	310	CCF	\$605.65	1.9537	4.67%

Total Cost: \$12,955.13



Filters: Cost Center Name Not Equal To DoNotReport; Site Name Not Equal To DoNotReport; Billing Period Equal To 200901

elpaso

Energy CAP

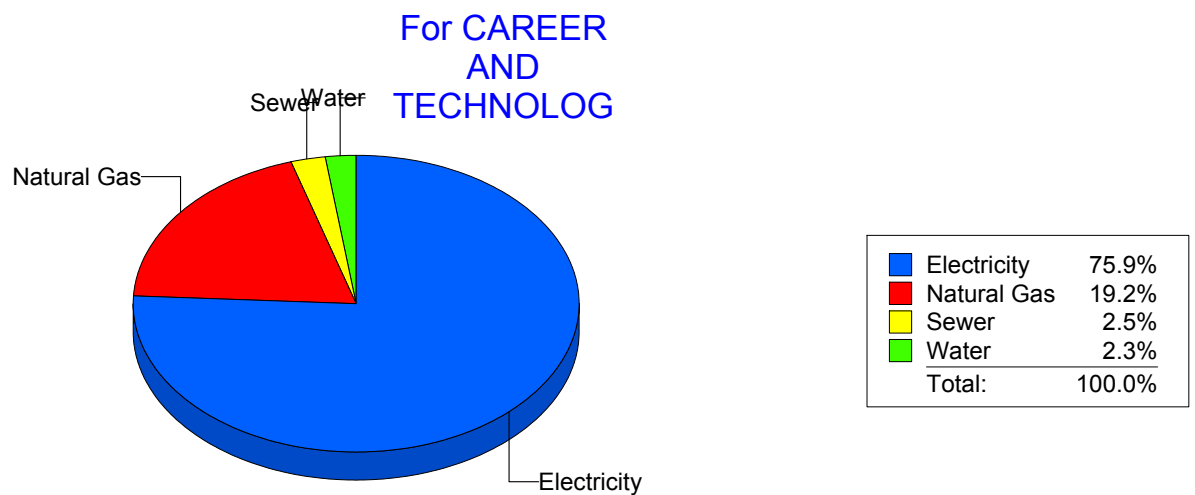
Cost Avoidance Program

Cost Summary Graph

Grouped by Energy Type

Energy Type	Use	Units	Total Cost	Avg Unit Cost	% of Total Cost
Site: CAREER AND TECHNOLOG - CAREER AND TECHNOLOG					
Electricity	82,079	KWH	\$11,009.98	0.1341	75.93%
Natural Gas	3,521	CCF	\$2,789.42	0.7922	19.24%
Water	96	CCF	\$332.43	3.4628	2.29%
Sewer	142	CCF	\$367.43	2.5875	2.53%

Total Cost: \$14,499.26



Filters: Cost Center Name Not Equal To DoNotReport; Site Name Not Equal To DoNotReport; Billing Period Equal To 200901

el Paso

Energy CAP

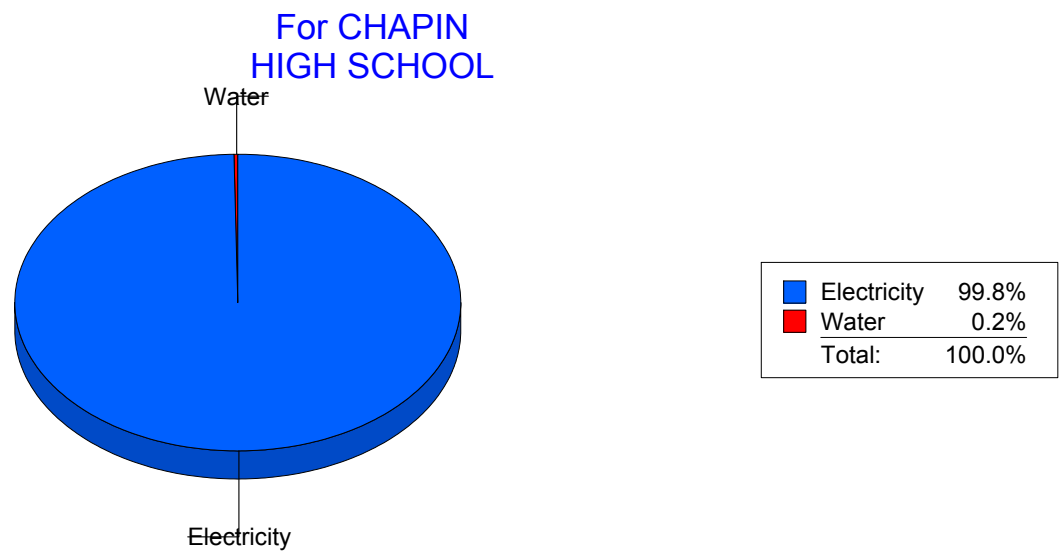
Cost Avoidance Program

Cost Summary Graph

Grouped by Energy Type

Energy Type	Use	Units	Total Cost	Avg Unit Cost	% of Total Cost
Site: CHAPIN HIGH SCHOOL - CHAPIN HIGH SCHOOL					
Electricity	206,850	KWH	\$25,608.08	0.1238	99.83%
Water	0	CCF	\$43.66	0.0000	0.17%

Total Cost: \$25,651.74



Filters: Cost Center Name Not Equal To DoNotReport; Site Name Not Equal To DoNotReport; Billing Period Equal To 200901

elpaso

Energy CAP

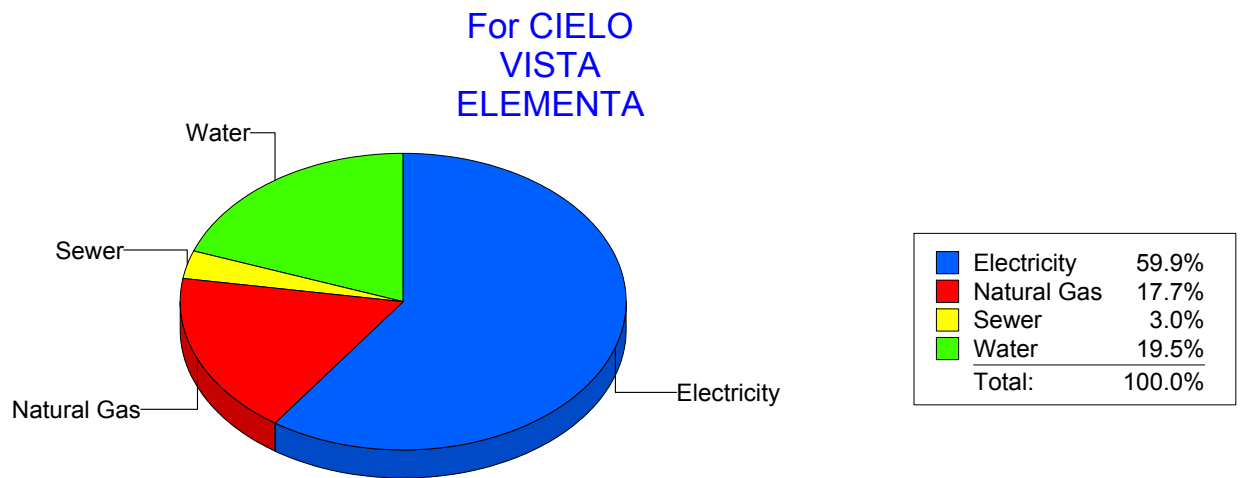
Cost Avoidance Program

Cost Summary Graph

Grouped by Energy Type

Energy Type	Use	Units	Total Cost	Avg Unit Cost	% of Total Cost
Site: CIELO VISTA ELEMENTA - CIELO VISTA ELEMENTA					
Electricity	34,780	KWH	\$5,258.27	0.1512	59.85%
Natural Gas	1,896	CCF	\$1,551.94	0.8185	17.66%
Water	408	CCF	\$1,710.88	4.1933	19.47%
Sewer	100	CCF	\$264.61	2.6461	3.01%

Total Cost: \$8,785.70



Filters: Cost Center Name Not Equal To DoNotReport; Site Name Not Equal To DoNotReport; Billing Period Equal To 200901

el Paso

Energy CAP

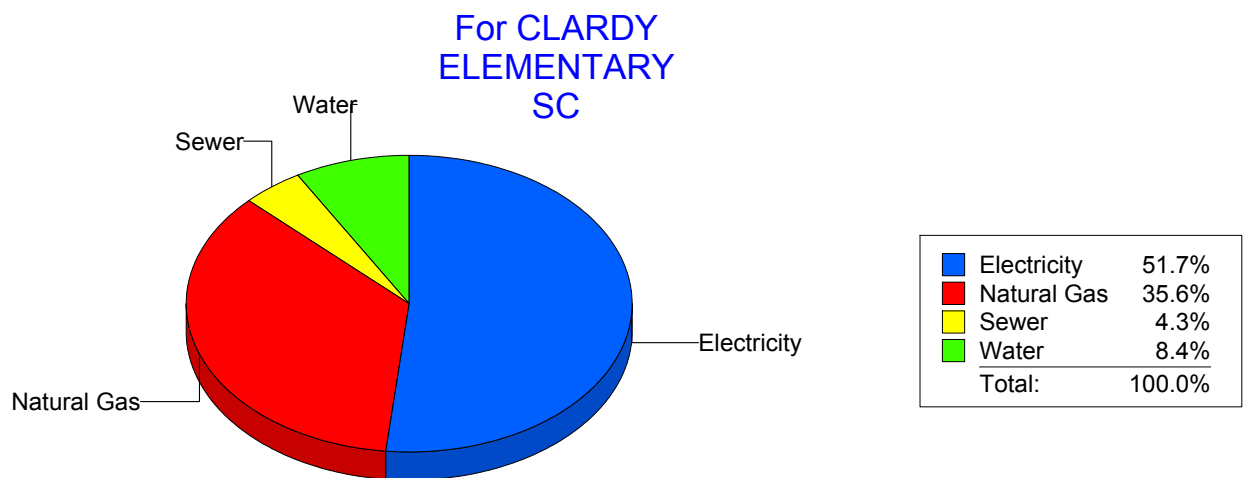
Cost Avoidance Program

Cost Summary Graph

Grouped by Energy Type

Energy Type	Use	Units	Total Cost	Avg Unit Cost	% of Total Cost
Site: CLARDY ELEMENTARY SC - CLARDY ELEMENTARY SC					
Electricity	24,166	KWH	\$3,918.29	0.1621	51.70%
Natural Gas	3,361	CCF	\$2,697.20	0.8025	35.59%
Water	226	CCF	\$638.37	2.8246	8.42%
Sewer	99	CCF	\$325.58	3.2887	4.30%

Total Cost: \$7,579.44



Filters: Cost Center Name Not Equal To DoNotReport; Site Name Not Equal To DoNotReport; Billing Period Equal To 200901

elpaso

Energy CAP

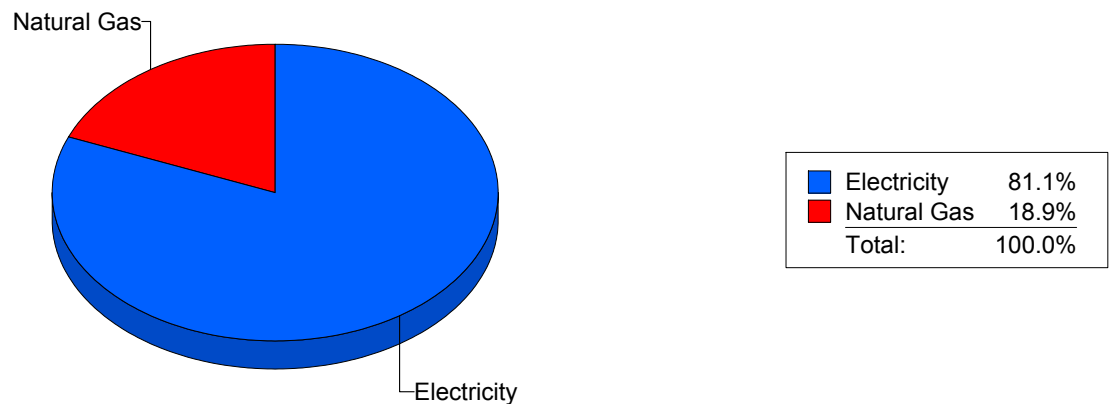
Cost Avoidance Program

Cost Summary Graph

Grouped by Energy Type

Energy Type	Use	Units	Total Cost	Avg Unit Cost	% of Total Cost
Site: CLENDININ - CLENDININ					
Electricity	38,000	KWH	\$5,724.33	0.1506	81.14%
Natural Gas	1,655	CCF	\$1,330.68	0.8040	18.86%
Total Cost:			\$7,055.01		

For CLENDININ



Filters: Cost Center Name Not Equal To DoNotReport; Site Name Not Equal To DoNotReport; Billing Period Equal To 200901

el Paso

Energy CAP

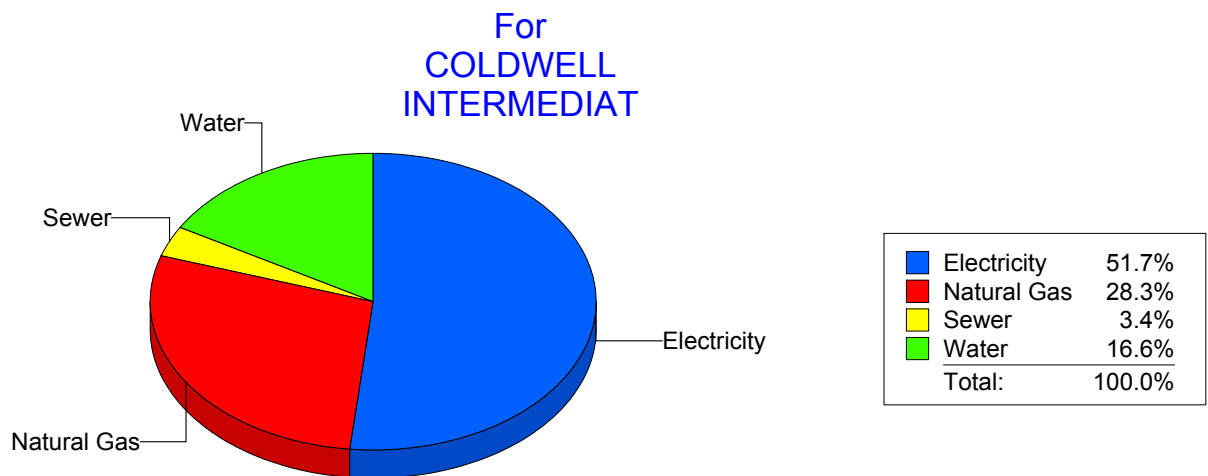
Cost Avoidance Program

Cost Summary Graph

Grouped by Energy Type

Energy Type	Use	Units	Total Cost	Avg Unit Cost	% of Total Cost
Site: COLDWELL INTERMEDIAT - COLDWELL INTERMEDIAT					
Electricity	20,794	KWH	\$3,009.50	0.1447	51.73%
Natural Gas	2,016	CCF	\$1,644.39	0.8157	28.26%
Water	234	CCF	\$968.57	4.1392	16.65%
Sewer	66	CCF	\$195.54	2.9627	3.36%

Total Cost: \$5,818.00



Filters: Cost Center Name Not Equal To DoNotReport; Site Name Not Equal To DoNotReport; Billing Period Equal To 200901

elpaso

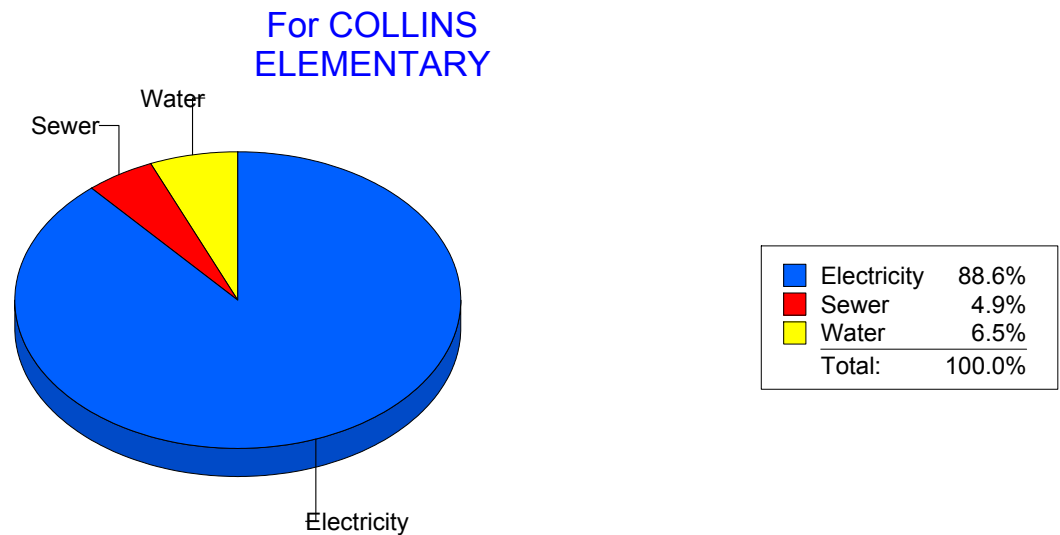
Energy CAP

Cost Avoidance Program

Cost Summary Graph

Grouped by Energy Type

Energy Type	Use	Units	Total Cost	Avg Unit Cost	% of Total Cost
Site: COLLINS ELEMENTARY - COLLINS ELEMENTARY					
Electricity	48,940	KWH	\$6,946.39	0.1419	88.61%
Water	1	CCF	\$509.18	509.1800	6.50%
Sewer	194	CCF	\$383.99	1.9793	4.90%
Total Cost:			\$7,839.56		



Filters: Cost Center Name Not Equal To DoNotReport; Site Name Not Equal To DoNotReport; Billing Period Equal To 200901

el paso

Energy CAP

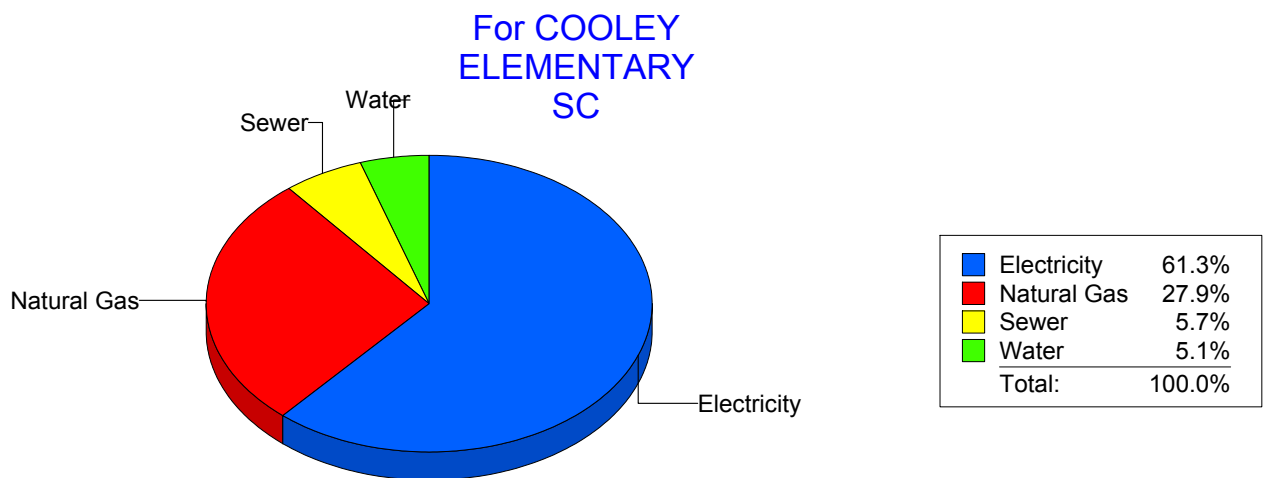
Cost Avoidance Program

Cost Summary Graph

Grouped by Energy Type

Energy Type	Use	Units	Total Cost	Avg Unit Cost	% of Total Cost
Site: COOLEY ELEMENTARY SC - COOLEY ELEMENTARY SC					
Electricity	23,400	KWH	\$5,682.25	0.2428	61.29%
Natural Gas	3,262	CCF	\$2,588.85	0.7936	27.92%
Water	124	CCF	\$472.56	3.8110	5.10%
Sewer	170	CCF	\$527.47	3.1028	5.69%

Total Cost: \$9,271.13



Filters: Cost Center Name Not Equal To DoNotReport; Site Name Not Equal To DoNotReport; Billing Period Equal To 200901

elpaso

Energy CAP

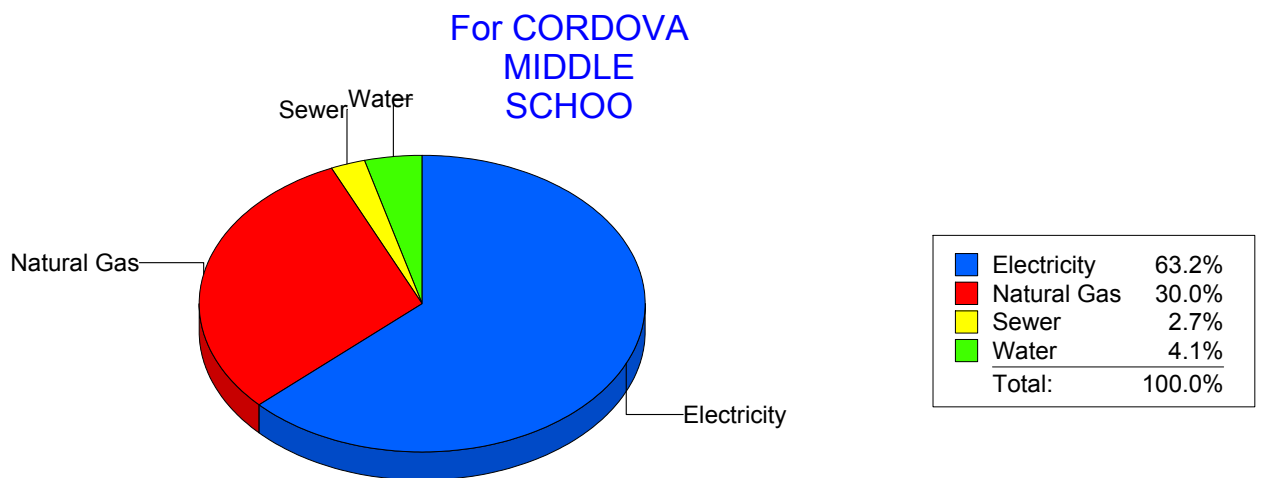
Cost Avoidance Program

Cost Summary Graph

Grouped by Energy Type

Energy Type	Use	Units	Total Cost	Avg Unit Cost	% of Total Cost
Site: CORDOVA MIDDLE SCHOO - CORDOVA MIDDLE SCHOO					
Electricity	68,000	KWH	\$9,251.28	0.1360	63.17%
Natural Gas	5,599	CCF	\$4,398.60	0.7856	30.03%
Water	211	CCF	\$605.26	2.8685	4.13%
Sewer	141	CCF	\$391.02	2.7732	2.67%

Total Cost: \$14,646.16



Filters: Cost Center Name Not Equal To DoNotReport; Site Name Not Equal To DoNotReport; Billing Period Equal To 200901

elpaso

Energy CAP

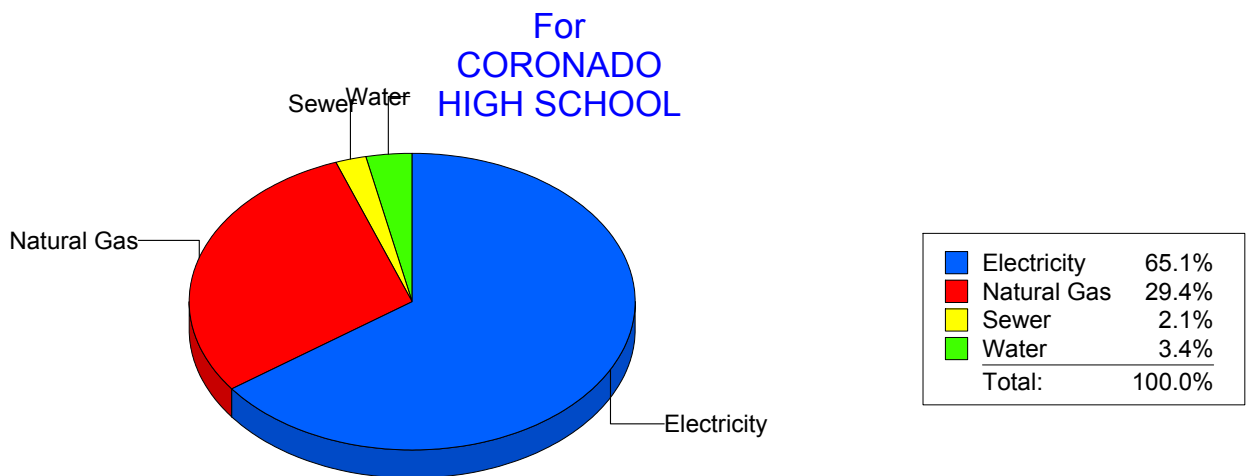
Cost Avoidance Program

Cost Summary Graph

Grouped by Energy Type

Energy Type	Use	Units	Total Cost	Avg Unit Cost	% of Total Cost
Site: CORONADO HIGH SCHOOL - CORONADO HIGH SCHOOL					
Electricity	201,244	KWH	\$26,446.02	0.1314	65.10%
Natural Gas	15,260	CCF	\$11,938.64	0.7823	29.39%
Water	957	CCF	\$1,389.55	1.4520	3.42%
Sewer	446	CCF	\$850.72	1.9074	2.09%

Total Cost: \$40,624.93



Filters: Cost Center Name Not Equal To DoNotReport; Site Name Not Equal To DoNotReport; Billing Period Equal To 200901

elpaso

Energy CAP

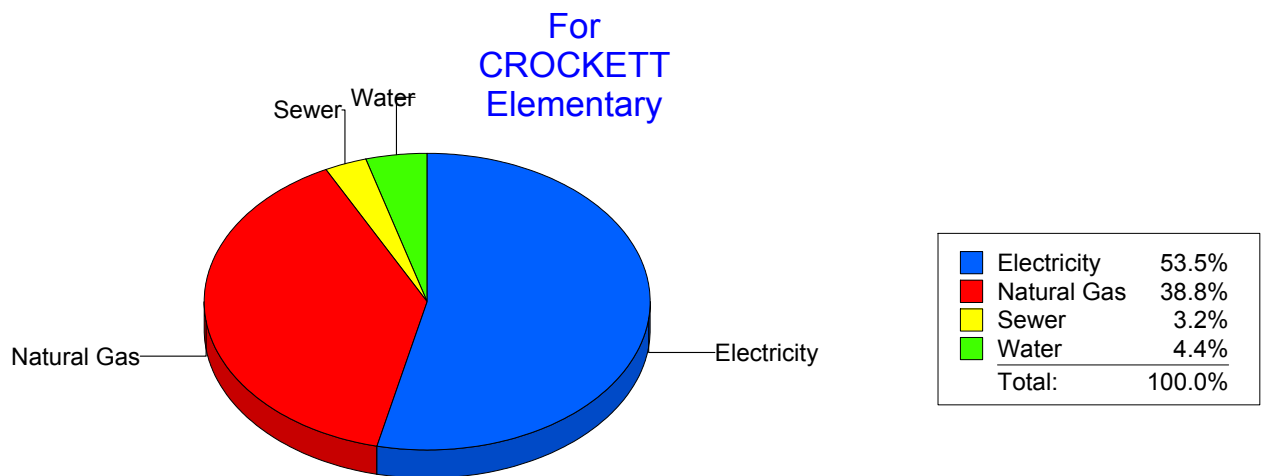
Cost Avoidance Program

Cost Summary Graph

Grouped by Energy Type

Energy Type	Use	Units	Total Cost	Avg Unit Cost	% of Total Cost
Site: CROCKETT - CROCKETT Elementary					
Electricity	30,400	KWH	\$4,109.33	0.1352	53.52%
Natural Gas	3,770	CCF	\$2,982.24	0.7910	38.84%
Water	117	CCF	\$337.22	2.8822	4.39%
Sewer	98	CCF	\$248.94	2.5402	3.24%

Total Cost: \$7,677.73



Filters: Cost Center Name Not Equal To DoNotReport; Site Name Not Equal To DoNotReport; Billing Period Equal To 200901

elpaso

Energy CAP

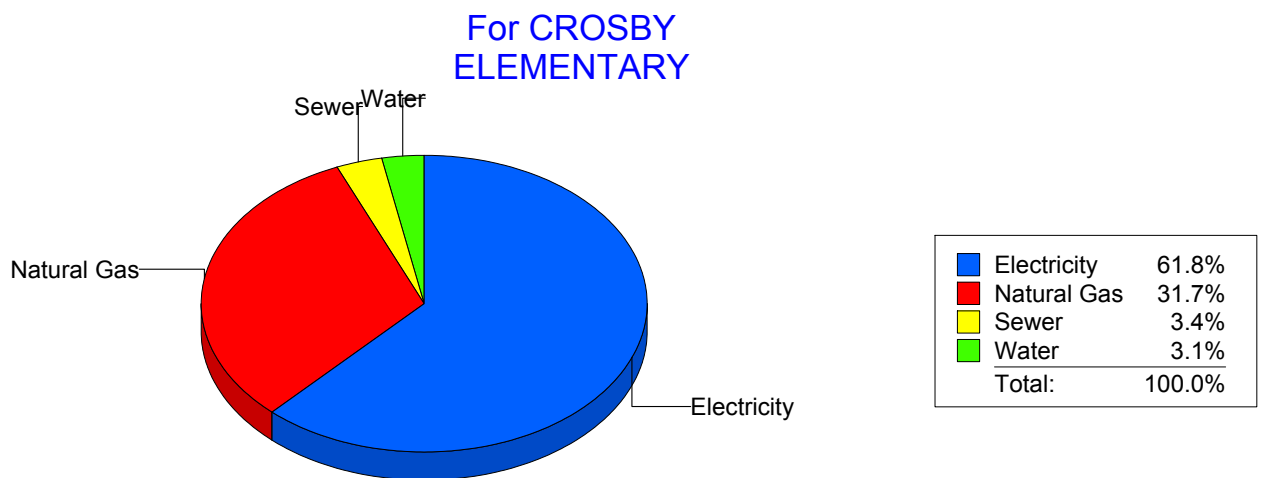
Cost Avoidance Program

Cost Summary Graph

Grouped by Energy Type

Energy Type	Use	Units	Total Cost	Avg Unit Cost	% of Total Cost
Site: CROSBY ELEMENTARY - CROSBY ELEMENTARY					
Electricity	30,512	KWH	\$4,448.05	0.1458	61.81%
Natural Gas	2,829	CCF	\$2,281.70	0.8065	31.71%
Water	66	CCF	\$220.96	3.3479	3.07%
Sewer	95	CCF	\$245.13	2.5803	3.41%

Total Cost: \$7,195.84



Filters: Cost Center Name Not Equal To DoNotReport; Site Name Not Equal To DoNotReport; Billing Period Equal To 200901

el Paso

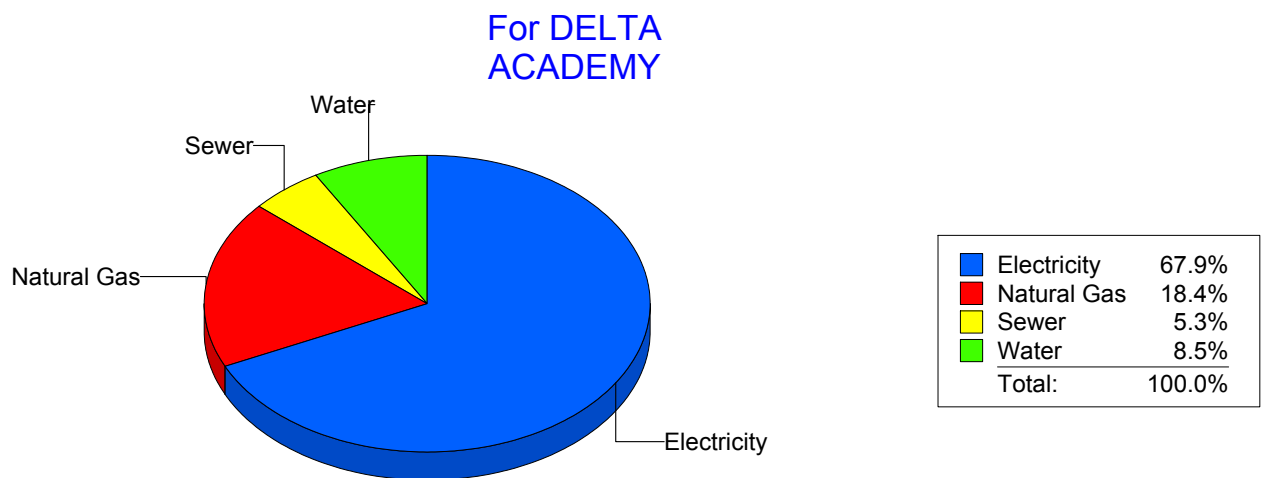
Energy CAP

Cost Avoidance Program

Cost Summary Graph

Grouped by Energy Type

Energy Type	Use	Units	Total Cost	Avg Unit Cost	% of Total Cost
Site: DELTA ACADEMY - DELTA ACADEMY					
Electricity	3,954	KWH	\$392.72	0.0993	67.92%
Natural Gas	136	CCF	\$106.20	0.7809	18.37%
Water	12	CCF	\$48.90	4.0750	8.46%
Sewer	11	CCF	\$30.42	2.7655	5.26%
Total Cost:			\$578.24		



Filters: Cost Center Name Not Equal To DoNotReport; Site Name Not Equal To DoNotReport; Billing Period Equal To 200901

elpaso

Energy CAP

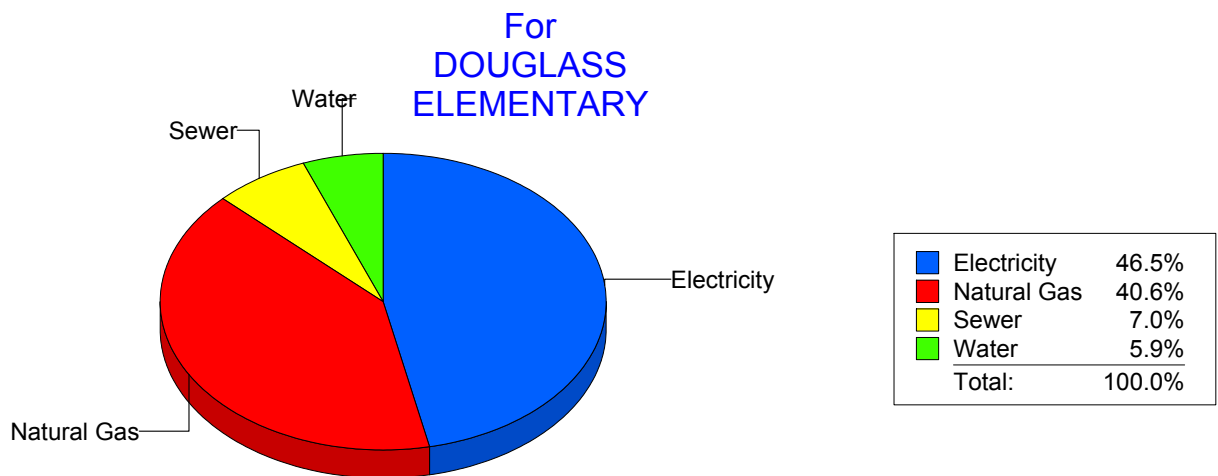
Cost Avoidance Program

Cost Summary Graph

Grouped by Energy Type

Energy Type	Use	Units	Total Cost	Avg Unit Cost	% of Total Cost
Site: DOUGLASS ELEMENTARY - DOUGLASS ELEMENTARY					
Electricity	32,674	KWH	\$4,364.95	0.1336	46.53%
Natural Gas	4,795	CCF	\$3,806.03	0.7937	40.57%
Water	277	CCF	\$550.81	1.9885	5.87%
Sewer	384	CCF	\$659.36	1.7171	7.03%

Total Cost: \$9,381.15



Filters: Cost Center Name Not Equal To DoNotReport; Site Name Not Equal To DoNotReport; Billing Period Equal To 200901

elpaso

Energy CAP

Cost Avoidance Program

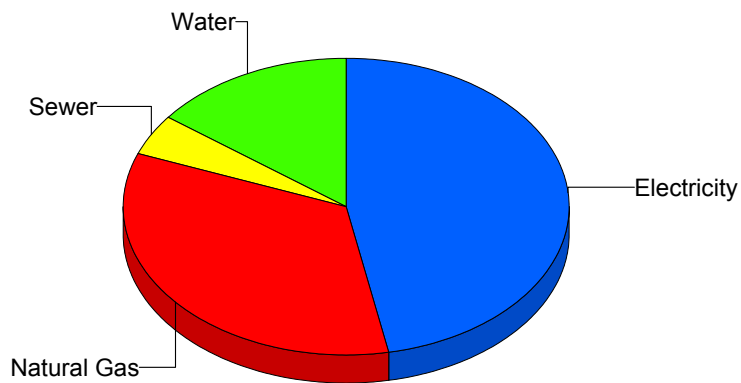
Cost Summary Graph

Grouped by Energy Type

Energy Type	Use	Units	Total Cost	Avg Unit Cost	% of Total Cost
Site: DOWELL ELEMENTARY - DOWELL ELEMENTARY					
Electricity	23,270	KWH	\$3,236.39	0.1391	47.00%
Natural Gas	2,922	CCF	\$2,324.54	0.7955	33.76%
Water	546	CCF	\$1,005.84	1.8422	14.61%
Sewer	212	CCF	\$318.72	1.5034	4.63%

Total Cost: \$6,885.49

For DOWELL
ELEMENTARY



Electricity	47.0%
Natural Gas	33.8%
Sewer	4.6%
Water	14.6%
Total:	100.0%

Filters: Cost Center Name Not Equal To DoNotReport; Site Name Not Equal To DoNotReport; Billing Period Equal To 200901

elpaso

Energy CAP

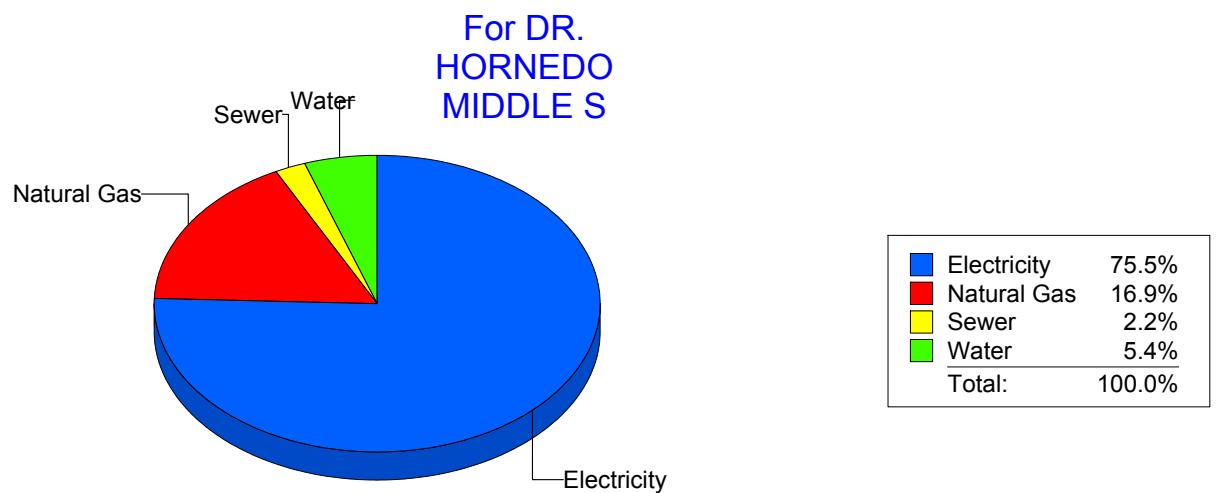
Cost Avoidance Program

Cost Summary Graph

Grouped by Energy Type

Energy Type	Use	Units	Total Cost	Avg Unit Cost	% of Total Cost
Site: DR. HORNEDO MIDDLE S - DR. HORNEDO MIDDLE S					
Electricity	108,000	KWH	\$14,603.88	0.1352	75.47%
Natural Gas	4,144	CCF	\$3,271.87	0.7895	16.91%
Water	798	CCF	\$1,045.30	1.3099	5.40%
Sewer	172	CCF	\$430.39	2.5023	2.22%

Total Cost: \$19,351.44



Filters: Cost Center Name Not Equal To DoNotReport; Site Name Not Equal To DoNotReport; Billing Period Equal To 200901

el Paso

Energy CAP

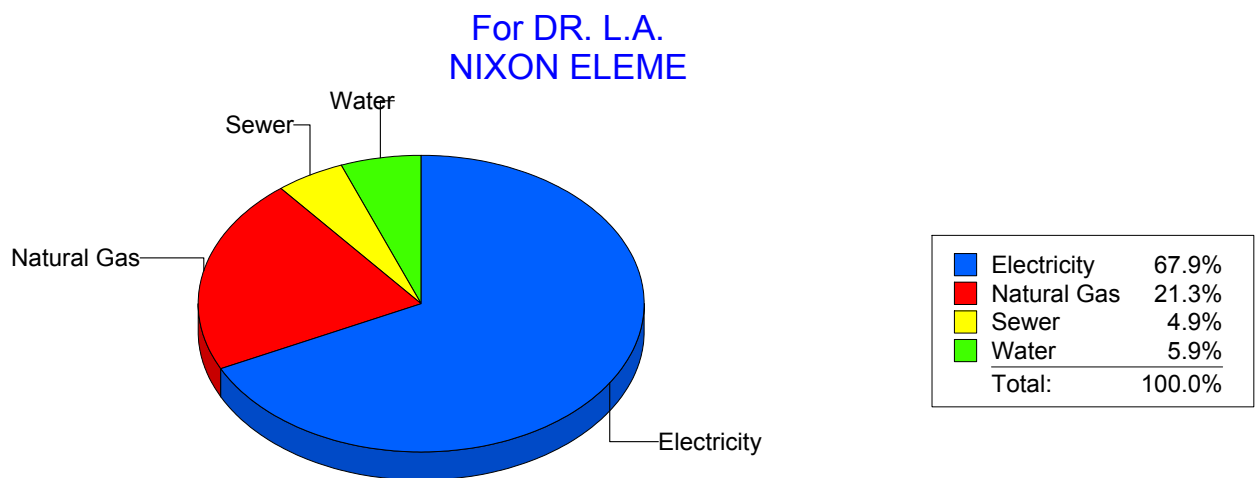
Cost Avoidance Program

Cost Summary Graph

Grouped by Energy Type

Energy Type	Use	Units	Total Cost	Avg Unit Cost	% of Total Cost
Site: DR. L.A. NIXON ELEME - DR. L.A. NIXON ELEME					
Electricity	49,040	KWH	\$6,773.72	0.1381	67.90%
Natural Gas	2,638	CCF	\$2,128.34	0.8068	21.33%
Water	244	CCF	\$583.93	2.3932	5.85%
Sewer	190	CCF	\$490.63	2.5823	4.92%

Total Cost: \$9,976.62



Filters: Cost Center Name Not Equal To DoNotReport; Site Name Not Equal To DoNotReport; Billing Period Equal To 200901

el paso

Energy CAP

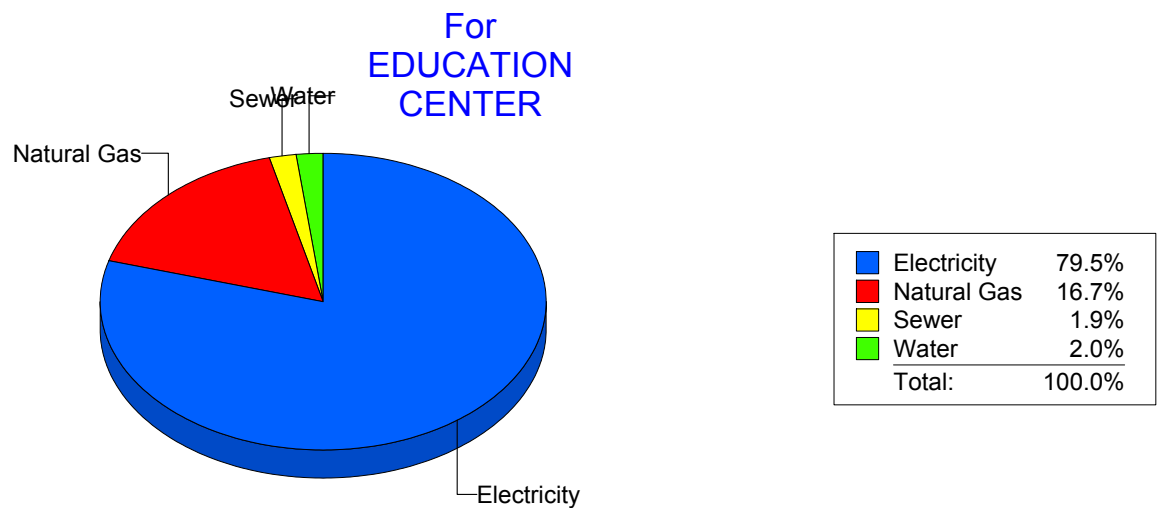
Cost Avoidance Program

Cost Summary Graph

Grouped by Energy Type

Energy Type	Use	Units	Total Cost	Avg Unit Cost	% of Total Cost
Site: EDUCATION CENTER - EDUCATION CENTER					
Electricity	273,566	KWH	\$31,709.18	0.1159	79.46%
Natural Gas	8,504	CCF	\$6,648.18	0.7818	16.66%
Water	258	CCF	\$803.41	3.1140	2.01%
Sewer	294	CCF	\$747.19	2.5415	1.87%

Total Cost: \$39,907.96



Filters: Cost Center Name Not Equal To DoNotReport; Site Name Not Equal To DoNotReport; Billing Period Equal To 200901

elpaso

Energy CAP

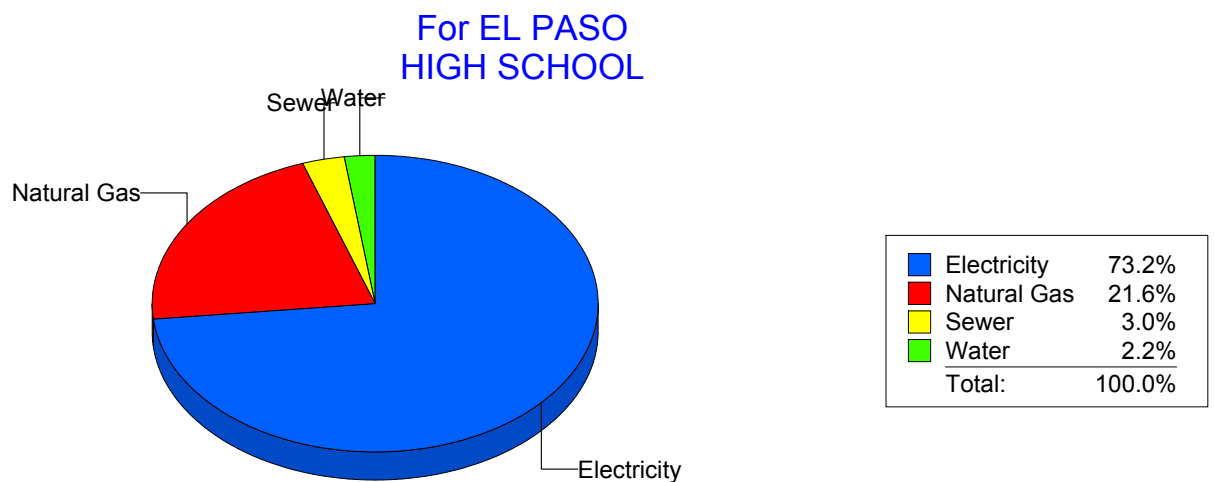
Cost Avoidance Program

Cost Summary Graph

Grouped by Energy Type

Energy Type	Use	Units	Total Cost	Avg Unit Cost	% of Total Cost
Site: EL PASO HIGH SCHOOL - EL PASO HIGH SCHOOL					
Electricity	128,786	KWH	\$19,129.03	0.1485	73.22%
Natural Gas	6,968	CCF	\$5,643.14	0.8099	21.60%
Water	125	CCF	\$571.68	4.5734	2.19%
Sewer	340	CCF	\$781.36	2.2981	2.99%

Total Cost: \$26,125.21



Filters: Cost Center Name Not Equal To DoNotReport; Site Name Not Equal To DoNotReport; Billing Period Equal To 200901

elpaso

Energy CAP

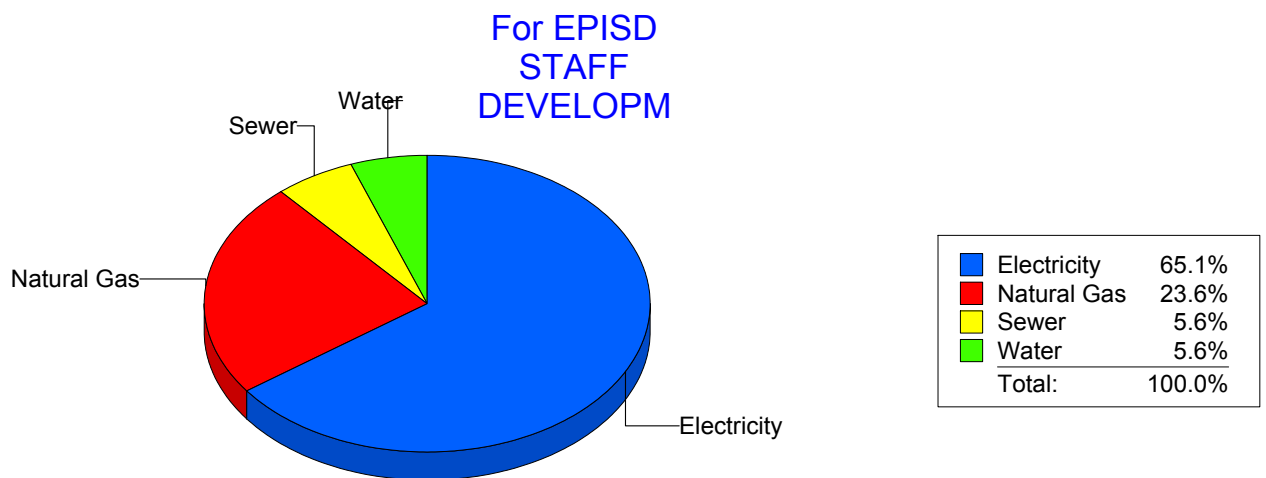
Cost Avoidance Program

Cost Summary Graph

Grouped by Energy Type

Energy Type	Use	Units	Total Cost	Avg Unit Cost	% of Total Cost
Site: EPISD STAFF DEVELOPM - EPISD STAFF DEVELOPM					
Electricity	10,800	KWH	\$1,408.56	0.1304	65.09%
Natural Gas	611	CCF	\$511.56	0.8373	23.64%
Water	40	CCF	\$122.14	3.0535	5.64%
Sewer	57	CCF	\$121.87	2.1381	5.63%

Total Cost: \$2,164.13



Filters: Cost Center Name Not Equal To DoNotReport; Site Name Not Equal To DoNotReport; Billing Period Equal To 200901

elpaso

Energy CAP

Cost Avoidance Program

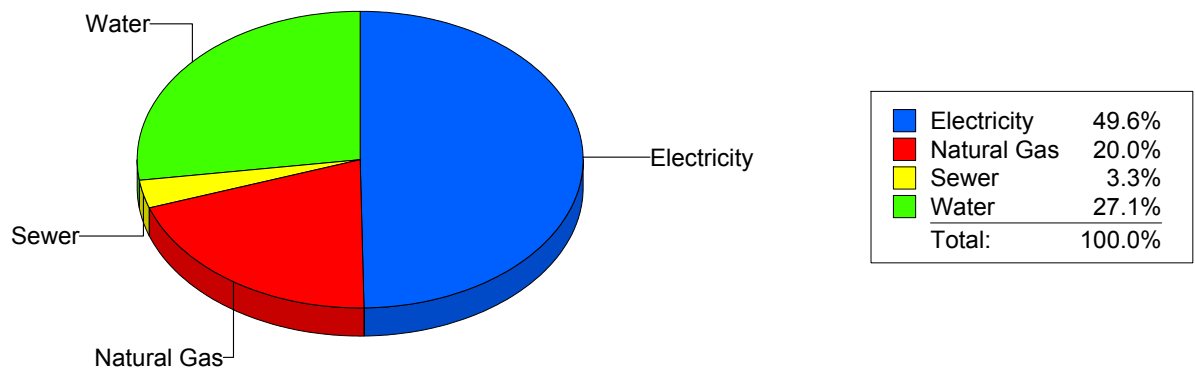
Cost Summary Graph

Grouped by Energy Type

Energy Type	Use	Units	Total Cost	Avg Unit Cost	% of Total Cost
Site: FANNIN ELEMENTARY - FANNIN ELEMENTARY					
Electricity	32,105	KWH	\$5,057.56	0.1575	49.63%
Natural Gas	2,483	CCF	\$2,035.12	0.8196	19.97%
Water	683	CCF	\$2,763.88	4.0467	27.12%
Sewer	106	CCF	\$334.47	3.1554	3.28%

Total Cost: \$10,191.03

For FANNIN
ELEMENTARY



Filters: Cost Center Name Not Equal To DoNotReport; Site Name Not Equal To DoNotReport; Billing Period Equal To 200901

elpaso

Energy CAP

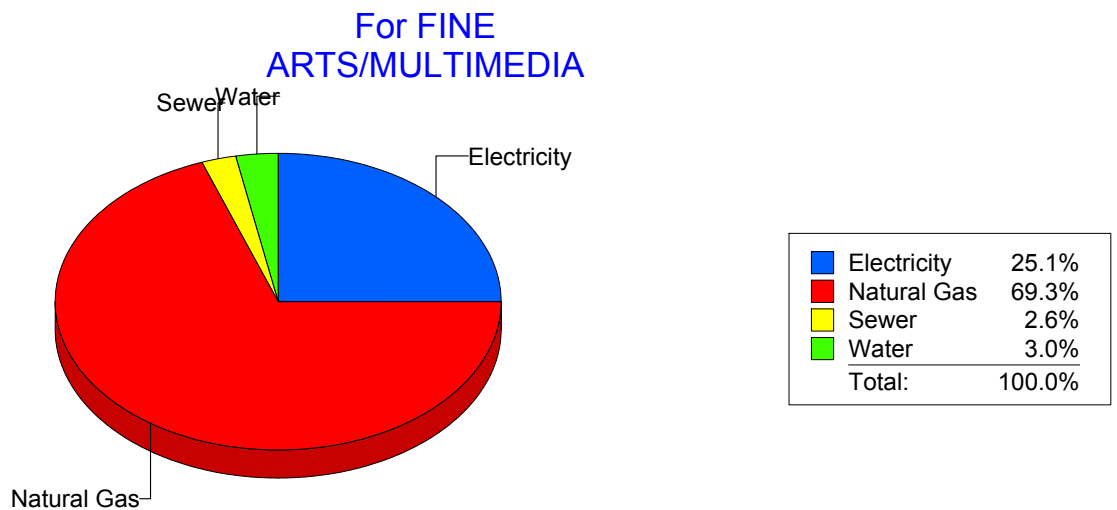
Cost Avoidance Program

Cost Summary Graph

Grouped by Energy Type

Energy Type	Use	Units	Total Cost	Avg Unit Cost	% of Total Cost
Site: FINE ARTS/MULTIMEDIA - FINE ARTS/MULTIMEDIA					
Electricity	6,098	KWH	\$1,149.45	0.1885	25.06%
Natural Gas	4,024	CCF	\$3,178.94	0.7900	69.30%
Water	53	CCF	\$139.48	2.6317	3.04%
Sewer	96	CCF	\$119.39	1.2436	2.60%

Total Cost: \$4,587.26



Filters: Cost Center Name Not Equal To DoNotReport; Site Name Not Equal To DoNotReport; Billing Period Equal To 200901

elpaso

Energy CAP

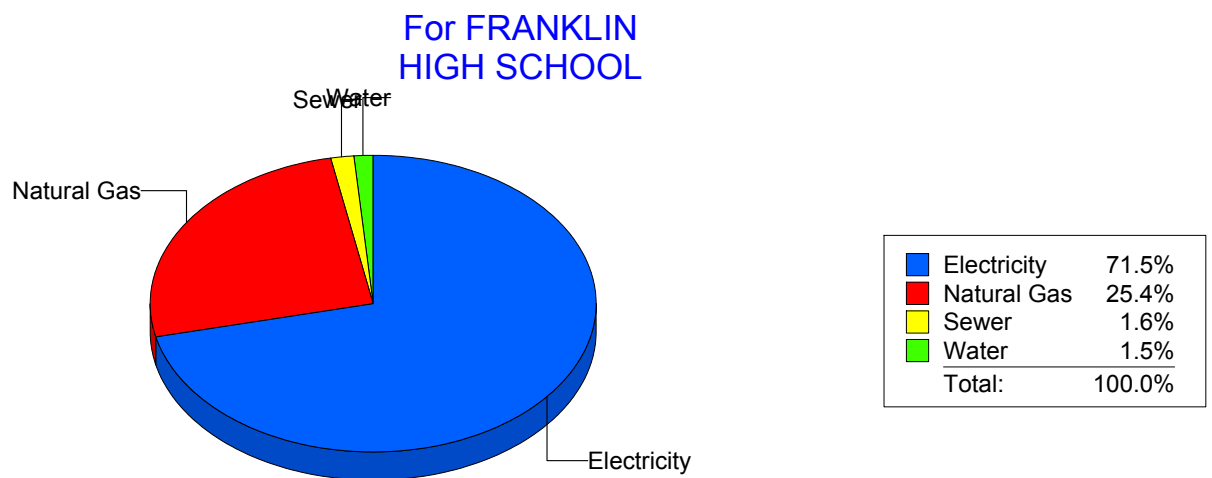
Cost Avoidance Program

Cost Summary Graph

Grouped by Energy Type

Energy Type	Use	Units	Total Cost	Avg Unit Cost	% of Total Cost
Site: FRANKLIN HIGH SCHOOL - FRANKLIN HIGH SCHOOL					
Electricity	239,493	KWH	\$32,188.53	0.1344	71.51%
Natural Gas	14,652	CCF	\$11,437.89	0.7806	25.41%
Water	293	CCF	\$654.69	2.2344	1.45%
Sewer	407	CCF	\$728.84	1.7908	1.62%

Total Cost: \$45,009.95



Filters: Cost Center Name Not Equal To DoNotReport; Site Name Not Equal To DoNotReport; Billing Period Equal To 200901

elpaso

Energy CAP

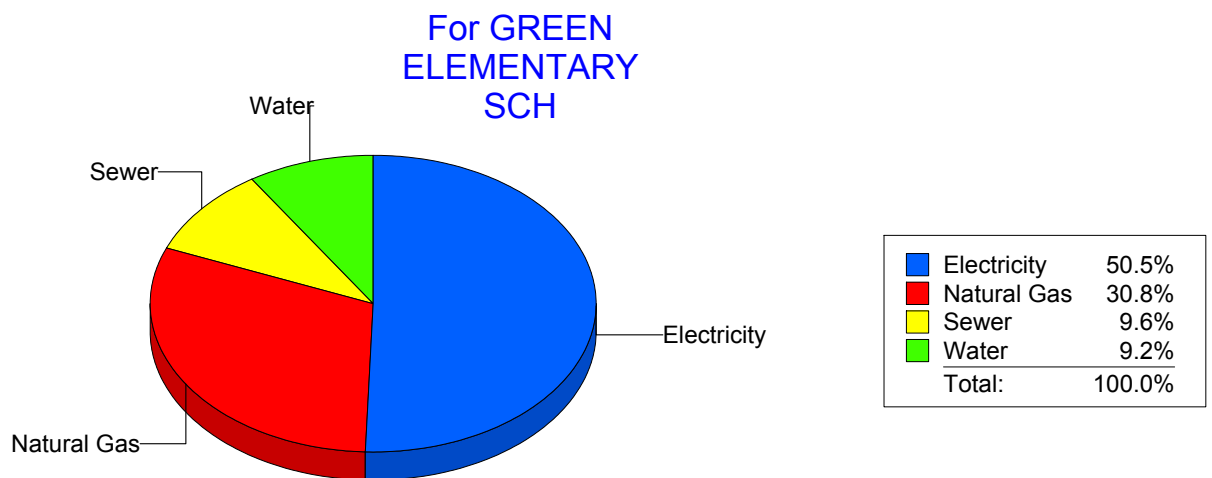
Cost Avoidance Program

Cost Summary Graph

Grouped by Energy Type

Energy Type	Use	Units	Total Cost	Avg Unit Cost	% of Total Cost
Site: GREEN ELEMENTARY SCH - GREEN ELEMENTARY SCH					
Electricity	15,300	KWH	\$2,916.67	0.1906	50.49%
Natural Gas	2,185	CCF	\$1,776.44	0.8130	30.75%
Water	164	CCF	\$530.27	3.2334	9.18%
Sewer	220	CCF	\$553.59	2.5163	9.58%

Total Cost: \$5,776.97



Filters: Cost Center Name Not Equal To DoNotReport; Site Name Not Equal To DoNotReport; Billing Period Equal To 200901

elpaso

Energy CAP

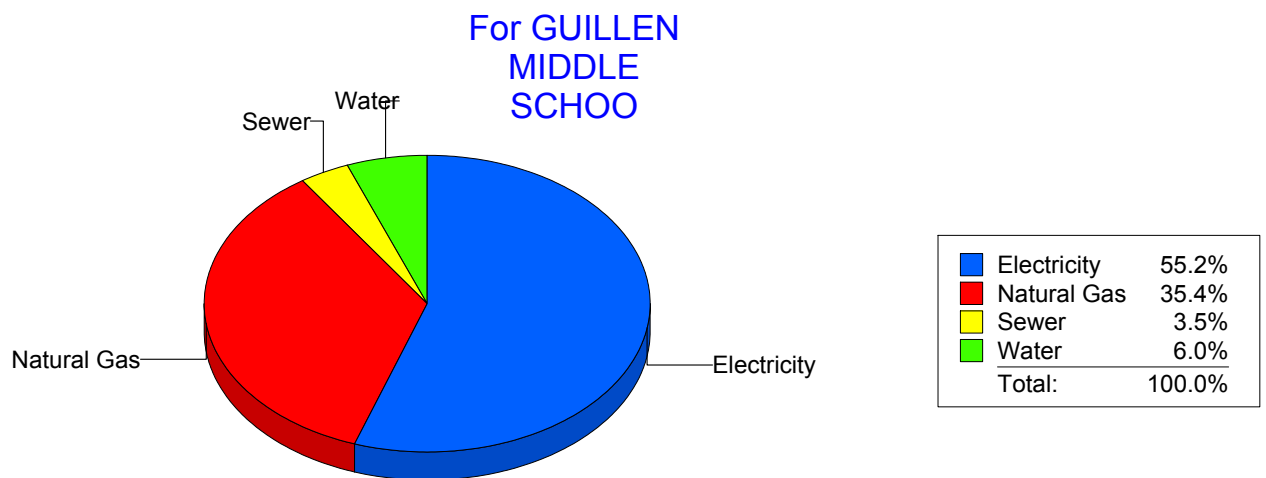
Cost Avoidance Program

Cost Summary Graph

Grouped by Energy Type

Energy Type	Use	Units	Total Cost	Avg Unit Cost	% of Total Cost
Site: GUILLEN MIDDLE SCHOO - GUILLEN MIDDLE SCHOO					
Electricity	78,835	KWH	\$9,865.36	0.1251	55.18%
Natural Gas	8,004	CCF	\$6,323.81	0.7901	35.37%
Water	348	CCF	\$1,067.69	3.0681	5.97%
Sewer	332	CCF	\$621.49	1.8720	3.48%

Total Cost: \$17,878.35



Filters: Cost Center Name Not Equal To DoNotReport; Site Name Not Equal To DoNotReport; Billing Period Equal To 200901

elpaso

Energy CAP

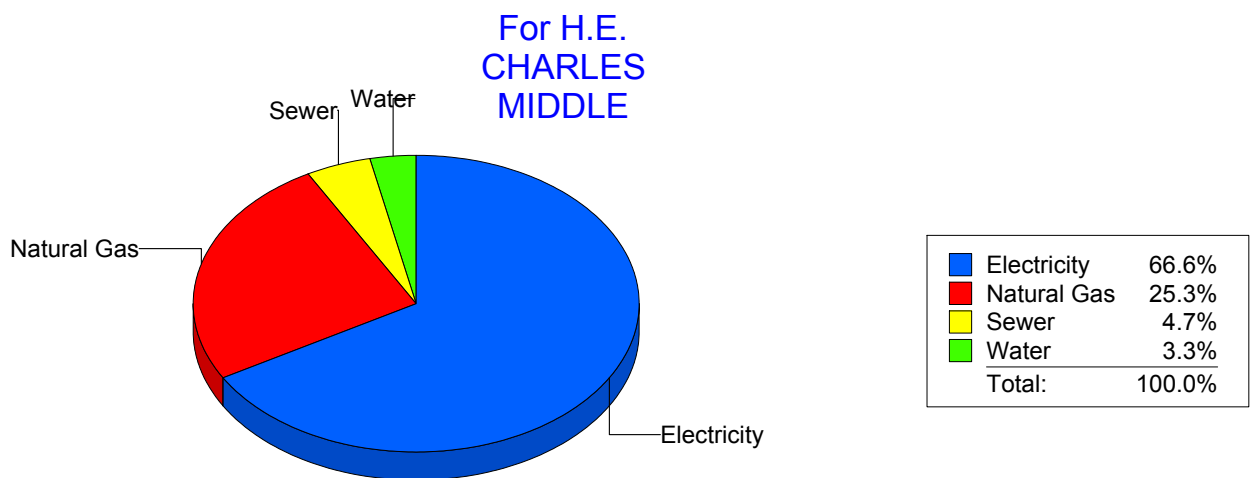
Cost Avoidance Program

Cost Summary Graph

Grouped by Energy Type

Energy Type	Use	Units	Total Cost	Avg Unit Cost	% of Total Cost
Site: H.E. CHARLES MIDDLE - H.E. CHARLES MIDDLE					
Electricity	48,750	KWH	\$6,630.94	0.1360	66.63%
Natural Gas	3,175	CCF	\$2,521.48	0.7942	25.34%
Water	93	CCF	\$328.33	3.5304	3.30%
Sewer	204	CCF	\$471.03	2.3090	4.73%

Total Cost: \$9,951.78



Filters: Cost Center Name Not Equal To DoNotReport; Site Name Not Equal To DoNotReport; Billing Period Equal To 200901

el Paso

Energy CAP

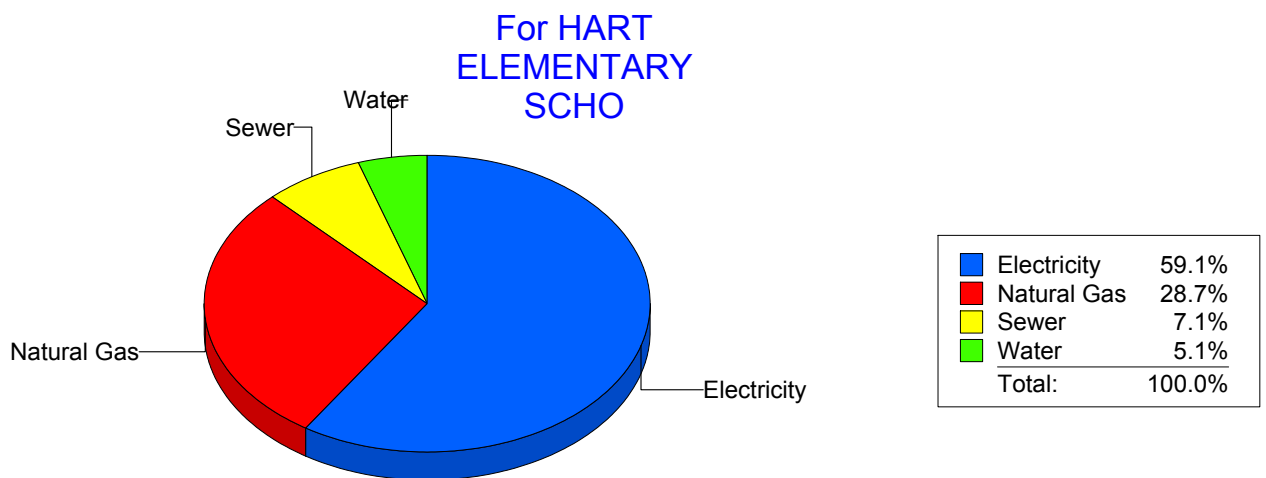
Cost Avoidance Program

Cost Summary Graph

Grouped by Energy Type

Energy Type	Use	Units	Total Cost	Avg Unit Cost	% of Total Cost
Site: HART ELEMENTARY SCHO - HART ELEMENTARY SCHO					
Electricity	20,442	KWH	\$3,200.81	0.1566	59.08%
Natural Gas	1,943	CCF	\$1,556.64	0.8012	28.73%
Water	97	CCF	\$276.54	2.8509	5.10%
Sewer	189	CCF	\$383.94	2.0314	7.09%

Total Cost: \$5,417.93



Filters: Cost Center Name Not Equal To DoNotReport; Site Name Not Equal To DoNotReport; Billing Period Equal To 200901

elpaso

Energy CAP

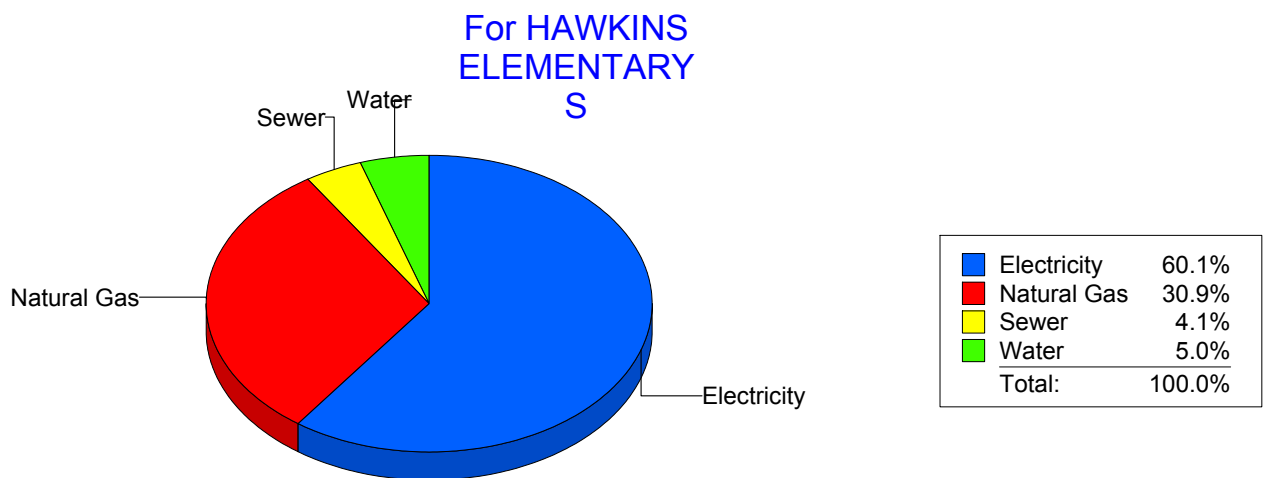
Cost Avoidance Program

Cost Summary Graph

Grouped by Energy Type

Energy Type	Use	Units	Total Cost	Avg Unit Cost	% of Total Cost
Site: HAWKINS ELEMENTARY S - HAWKINS ELEMENTARY S					
Electricity	18,350	KWH	\$2,698.96	0.1471	60.06%
Natural Gas	1,728	CCF	\$1,387.95	0.8032	30.89%
Water	24	CCF	\$222.69	9.2788	4.96%
Sewer	47	CCF	\$184.17	3.9185	4.10%

Total Cost: \$4,493.77



Filters: Cost Center Name Not Equal To DoNotReport; Site Name Not Equal To DoNotReport; Billing Period Equal To 200901

elpaso

Energy CAP

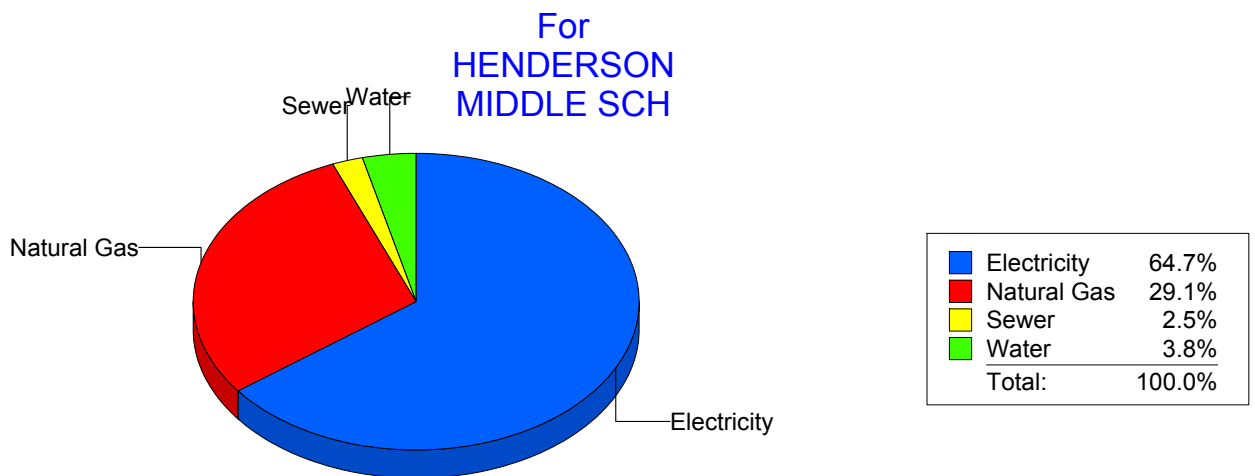
Cost Avoidance Program

Cost Summary Graph

Grouped by Energy Type

Energy Type	Use	Units	Total Cost	Avg Unit Cost	% of Total Cost
Site: HENDERSON MIDDLE SCH - HENDERSON MIDDLE SCH					
Electricity	44,997	KWH	\$6,177.24	0.1373	64.68%
Natural Gas	3,506	CCF	\$2,777.82	0.7923	29.09%
Water	113	CCF	\$360.07	3.1865	3.77%
Sewer	136	CCF	\$234.96	1.7276	2.46%

Total Cost: \$9,550.09



Filters: Cost Center Name Not Equal To DoNotReport; Site Name Not Equal To DoNotReport; Billing Period Equal To 200901

elpaso

Energy CAP


Cost Avoidance Program

Cost Summary Graph

Grouped by Energy Type

Energy Type	Use	Units	Total Cost	Avg Unit Cost	% of Total Cost
Site: HERCULES COTTAGES - HERCULES COTTAGES					
Electricity	4,360	KWH	\$802.97	0.1842	59.43%
Natural Gas	337	CCF	\$399.73	1.1861	29.59%
Water	31	CCF	\$105.34	3.3981	7.80%
Sewer	10	CCF	\$43.03	4.3030	3.18%

Total Cost: \$1,351.07



Filters: Cost Center Name Not Equal To DoNotReport; Site Name Not Equal To DoNotReport; Billing Period Equal To 200901

elpaso

Energy CAP

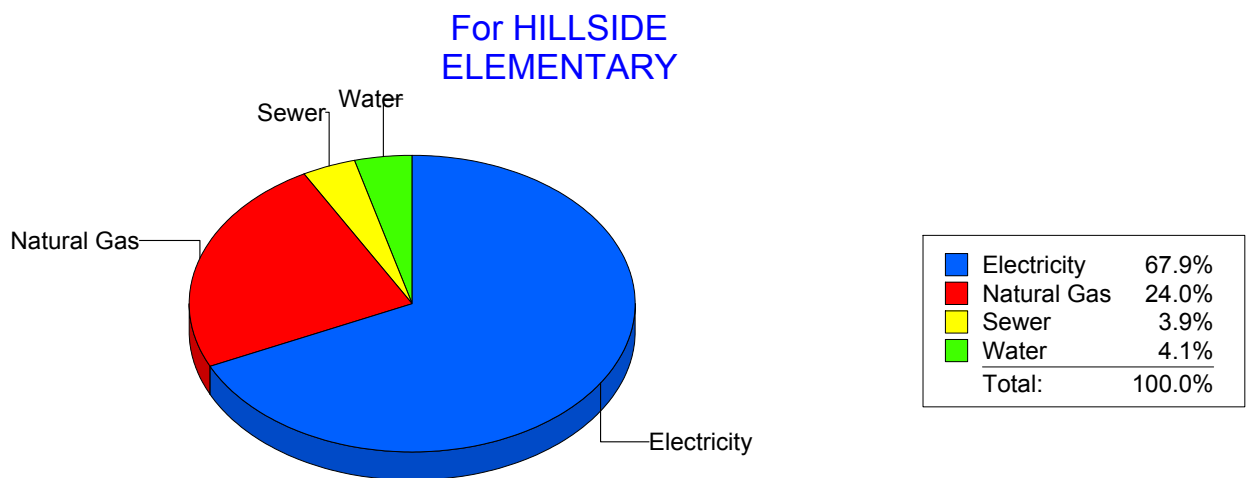
Cost Avoidance Program

Cost Summary Graph

Grouped by Energy Type

Energy Type	Use	Units	Total Cost	Avg Unit Cost	% of Total Cost
Site: HILLSIDE ELEMENTARY - HILLSIDE ELEMENTARY					
Electricity	46,902	KWH	\$7,115.37	0.1517	67.94%
Natural Gas	3,062	CCF	\$2,516.81	0.8219	24.03%
Water	168	CCF	\$431.42	2.5680	4.12%
Sewer	198	CCF	\$409.40	2.0677	3.91%

Total Cost: \$10,473.00



Filters: Cost Center Name Not Equal To DoNotReport; Site Name Not Equal To DoNotReport; Billing Period Equal To 200901

elpaso

Energy CAP

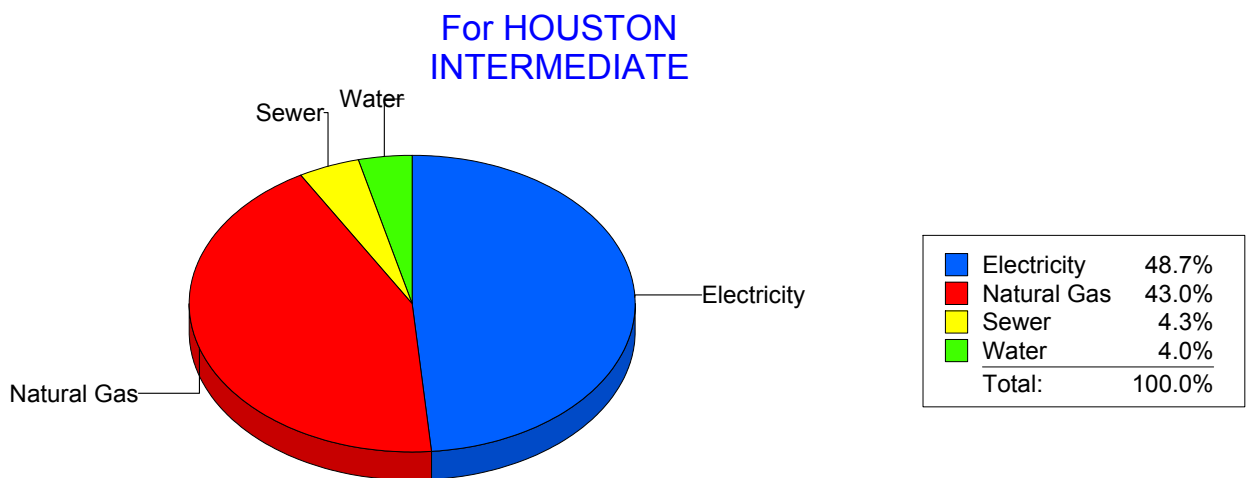
Cost Avoidance Program

Cost Summary Graph

Grouped by Energy Type

Energy Type	Use	Units	Total Cost	Avg Unit Cost	% of Total Cost
Site: HOUSTON INTERMEDIATE - HOUSTON INTERMEDIATE					
Electricity	20,999	KWH	\$3,089.98	0.1471	48.66%
Natural Gas	3,373	CCF	\$2,731.97	0.8100	43.02%
Water	38	CCF	\$253.62	6.6742	3.99%
Sewer	51	CCF	\$274.73	5.3869	4.33%

Total Cost: \$6,350.30



Filters: Cost Center Name Not Equal To DoNotReport; Site Name Not Equal To DoNotReport; Billing Period Equal To 200901

elpaso

Energy CAP

Cost Avoidance Program

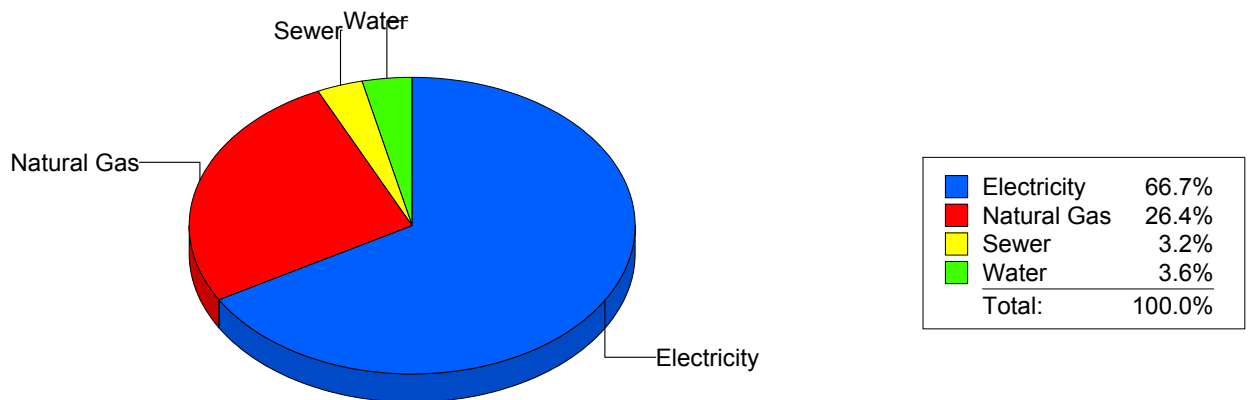
Cost Summary Graph

Grouped by Energy Type

Energy Type	Use	Units	Total Cost	Avg Unit Cost	% of Total Cost
Site: MOYE - HR Moye					
Electricity	51,720	KWH	\$6,735.74	0.1302	66.74%
Natural Gas	3,366	CCF	\$2,669.40	0.7930	26.45%
Water	60	CCF	\$364.94	6.0823	3.62%
Sewer	87	CCF	\$322.44	3.7062	3.19%

Total Cost: \$10,092.52

For HR Moye



Filters: Cost Center Name Not Equal To DoNotReport; Site Name Not Equal To DoNotReport; Billing Period Equal To 200901

elpaso

Energy CAP

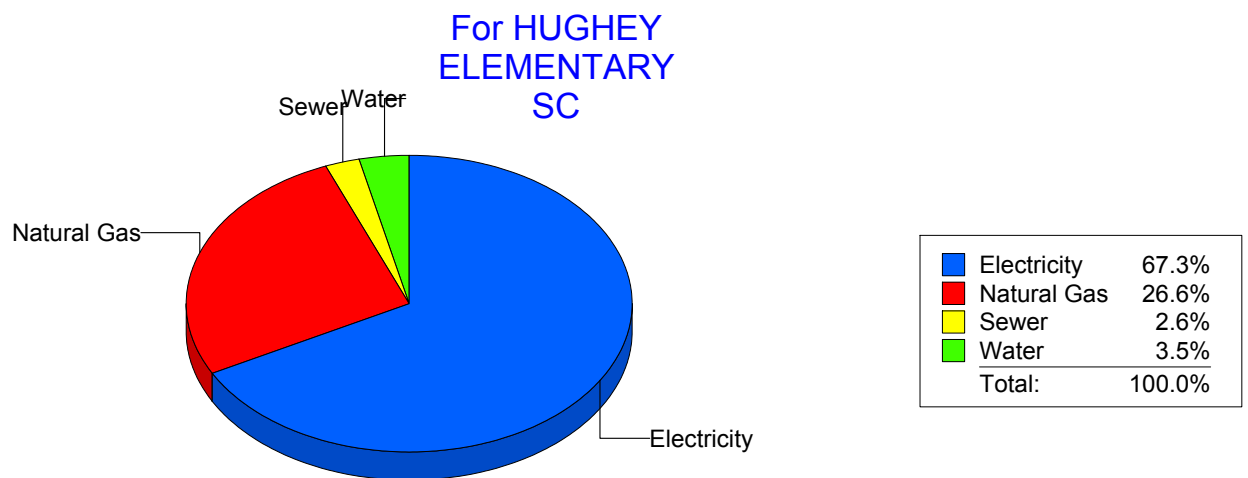
Cost Avoidance Program

Cost Summary Graph

Grouped by Energy Type

Energy Type	Use	Units	Total Cost	Avg Unit Cost	% of Total Cost
Site: HUGHEY ELEMENTARY SC - HUGHEY ELEMENTARY SC					
Electricity	29,960	KWH	\$4,689.50	0.1565	67.30%
Natural Gas	2,321	CCF	\$1,853.23	0.7985	26.59%
Water	126	CCF	\$245.33	1.9471	3.52%
Sewer	93	CCF	\$180.35	1.9392	2.59%

Total Cost: \$6,968.41



Filters: Cost Center Name Not Equal To DoNotReport; Site Name Not Equal To DoNotReport; Billing Period Equal To 200901

elpaso

Energy CAP

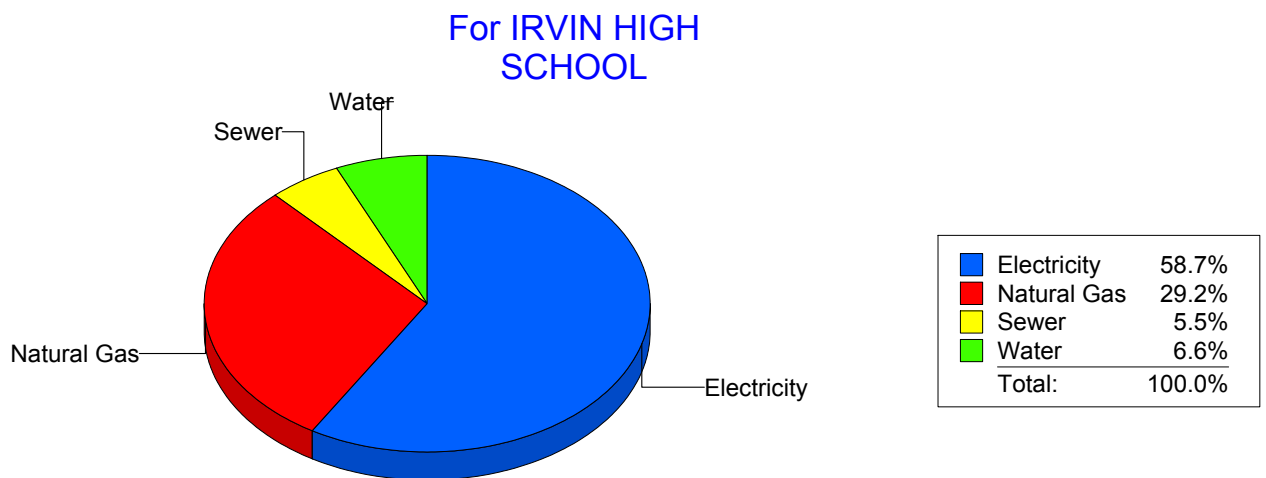
Cost Avoidance Program

Cost Summary Graph

Grouped by Energy Type

Energy Type	Use	Units	Total Cost	Avg Unit Cost	% of Total Cost
Site: IRVIN HIGH SCHOOL - IRVIN HIGH SCHOOL					
Electricity	116,310	KWH	\$14,516.36	0.1248	58.69%
Natural Gas	9,213	CCF	\$7,228.20	0.7846	29.22%
Water	1,033	CCF	\$1,623.04	1.5712	6.56%
Sewer	967	CCF	\$1,365.70	1.4123	5.52%

Total Cost: \$24,733.30



Filters: Cost Center Name Not Equal To DoNotReport; Site Name Not Equal To DoNotReport; Billing Period Equal To 200901

elpaso

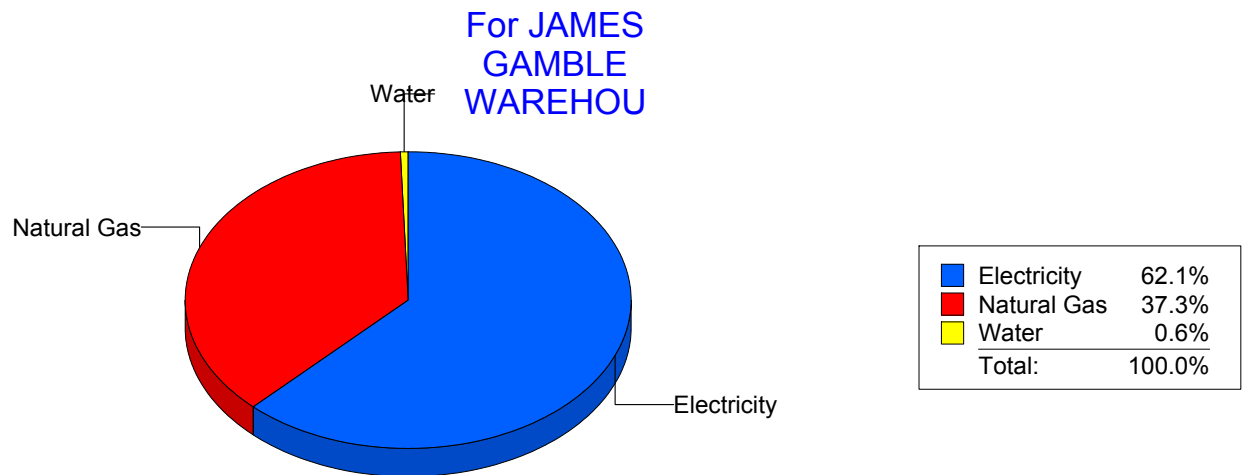
Energy CAP

Cost Avoidance Program

Cost Summary Graph

Grouped by Energy Type

Energy Type	Use	Units	Total Cost	Avg Unit Cost	% of Total Cost
Site: JAMES GAMBLE WAREHOU - JAMES GAMBLE WAREHOU					
Electricity	29,100	KWH	\$3,967.59	0.1363	62.09%
Natural Gas	3,001	CCF	\$2,386.59	0.7953	37.35%
Water	0	CCF	\$36.36	0.0000	0.57%
Total Cost:			\$6,390.54		



Filters: Cost Center Name Not Equal To DoNotReport; Site Name Not Equal To DoNotReport; Billing Period Equal To 200901

elpaso

Energy CAP

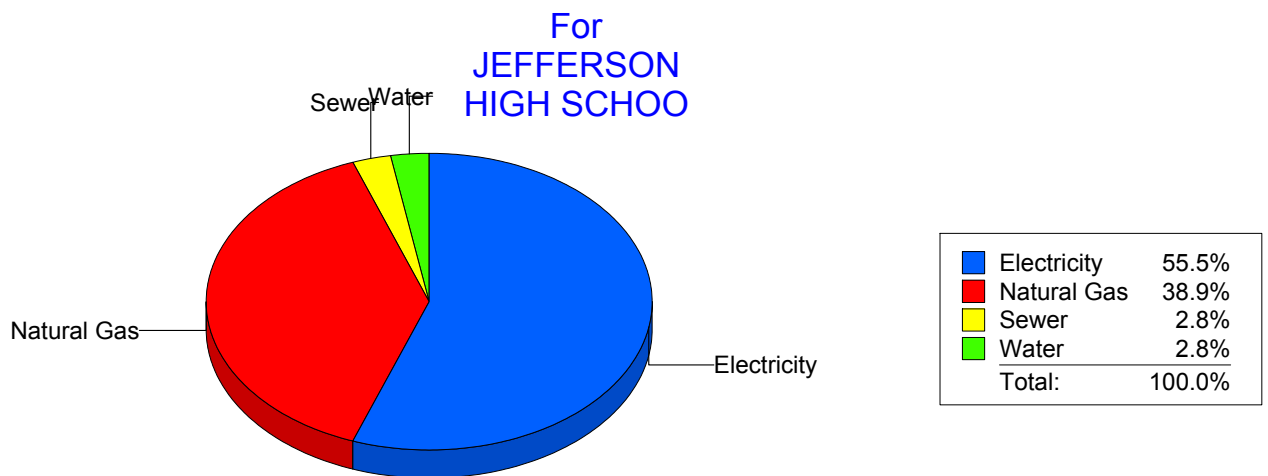
Cost Avoidance Program

Cost Summary Graph

Grouped by Energy Type

Energy Type	Use	Units	Total Cost	Avg Unit Cost	% of Total Cost
Site: JEFFERSON HIGH SCHOO - JEFFERSON HIGH SCHOO					
Electricity	96,844	KWH	\$13,224.17	0.1366	55.47%
Natural Gas	11,540	CCF	\$9,281.02	0.8042	38.93%
Water	256	CCF	\$677.24	2.6455	2.84%
Sewer	245	CCF	\$655.70	2.6763	2.75%

Total Cost: \$23,838.13



Filters: Cost Center Name Not Equal To DoNotReport; Site Name Not Equal To DoNotReport; Billing Period Equal To 200901

elpaso

Energy CAP

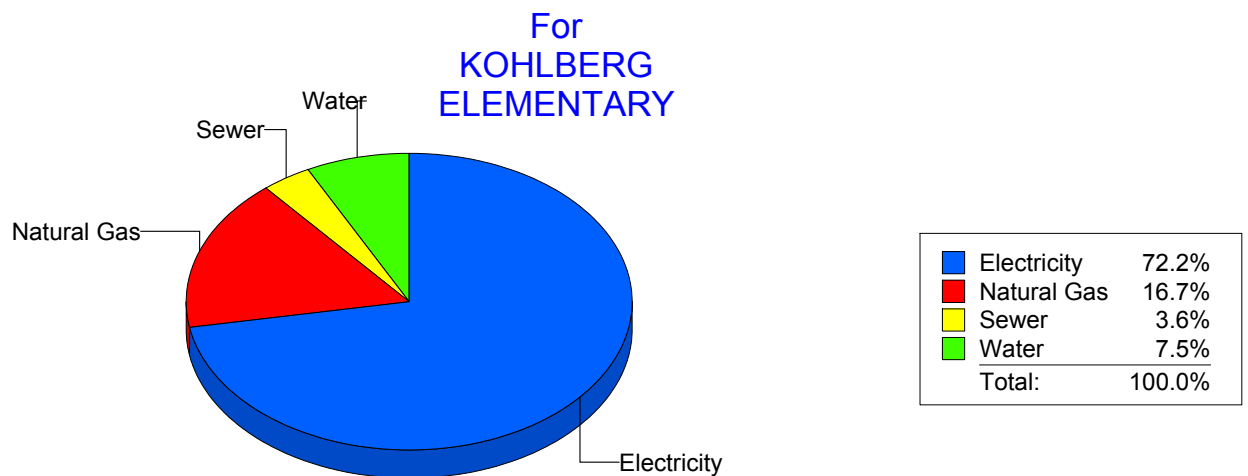
Cost Avoidance Program

Cost Summary Graph

Grouped by Energy Type

Energy Type	Use	Units	Total Cost	Avg Unit Cost	% of Total Cost
Site: KOHLBERG ELEMENTARY - KOHLBERG ELEMENTARY					
Electricity	63,620	KWH	\$9,332.32	0.1467	72.21%
Natural Gas	2,704	CCF	\$2,153.73	0.7965	16.66%
Water	438	CCF	\$966.78	2.2073	7.48%
Sewer	228	CCF	\$471.57	2.0683	3.65%

Total Cost: \$12,924.40



Filters: Cost Center Name Not Equal To DoNotReport; Site Name Not Equal To DoNotReport; Billing Period Equal To 200901

elpaso

Energy CAP

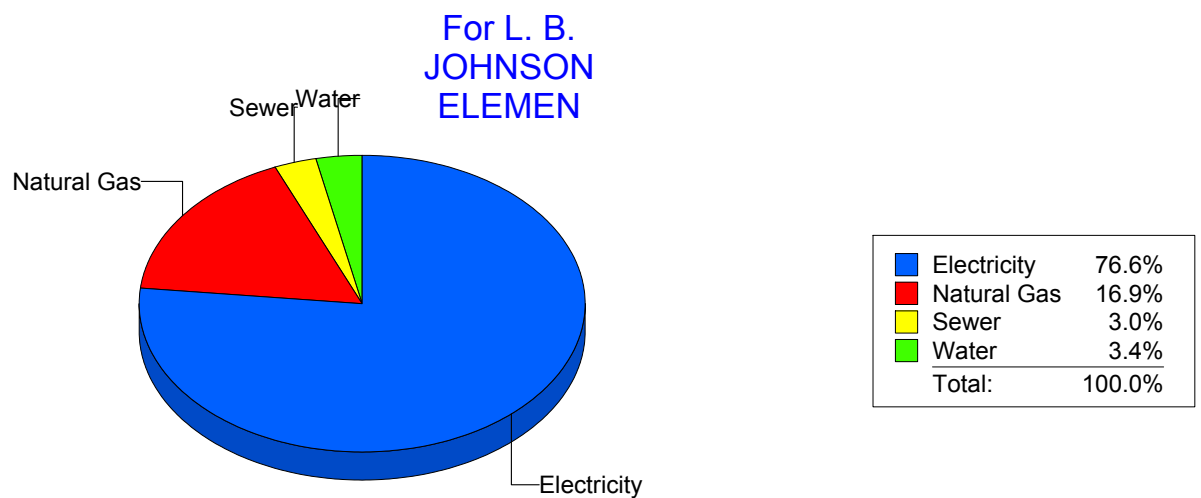
Cost Avoidance Program

Cost Summary Graph

Grouped by Energy Type

Energy Type	Use	Units	Total Cost	Avg Unit Cost	% of Total Cost
Site: L. B. JOHNSON ELEMEN - L. B. JOHNSON ELEMEN					
Electricity	29,600	KWH	\$6,915.77	0.2336	76.63%
Natural Gas	1,867	CCF	\$1,527.78	0.8183	16.93%
Water	141	CCF	\$308.84	2.1904	3.42%
Sewer	156	CCF	\$272.23	1.7451	3.02%

Total Cost: \$9,024.62



Filters: Cost Center Name Not Equal To DoNotReport; Site Name Not Equal To DoNotReport; Billing Period Equal To 200901

el Paso

Energy CAP

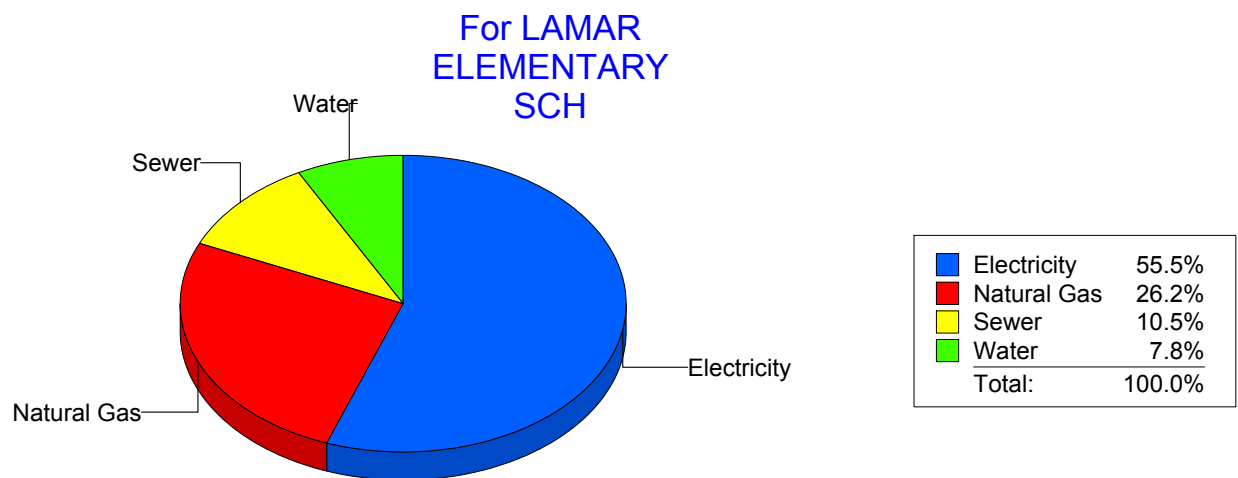
Cost Avoidance Program

Cost Summary Graph

Grouped by Energy Type

Energy Type	Use	Units	Total Cost	Avg Unit Cost	% of Total Cost
Site: LAMAR ELEMENTARY SCH - LAMAR ELEMENTARY SCH					
Electricity	26,700	KWH	\$3,754.79	0.1406	55.53%
Natural Gas	2,144	CCF	\$1,769.91	0.8255	26.18%
Water	147	CCF	\$526.16	3.5793	7.78%
Sewer	294	CCF	\$710.84	2.4178	10.51%

Total Cost: \$6,761.70



Filters: Cost Center Name Not Equal To DoNotReport; Site Name Not Equal To DoNotReport; Billing Period Equal To 200901

el Paso

Energy CAP

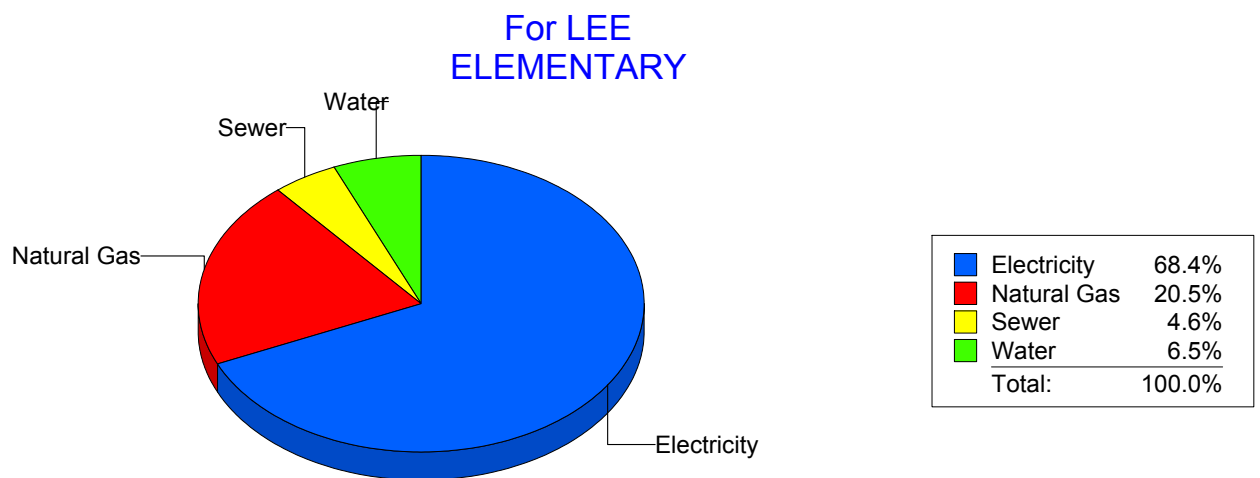
Cost Avoidance Program

Cost Summary Graph

Grouped by Energy Type

Energy Type	Use	Units	Total Cost	Avg Unit Cost	% of Total Cost
Site: LEE ELEMENTARY - LEE ELEMENTARY					
Electricity	40,303	KWH	\$6,161.99	0.1529	68.45%
Natural Gas	2,248	CCF	\$1,847.99	0.8221	20.53%
Water	90	CCF	\$581.17	6.4574	6.46%
Sewer	102	CCF	\$411.19	4.0313	4.57%

Total Cost: \$9,002.34



Filters: Cost Center Name Not Equal To DoNotReport; Site Name Not Equal To DoNotReport; Billing Period Equal To 200901

elpaso

Energy CAP

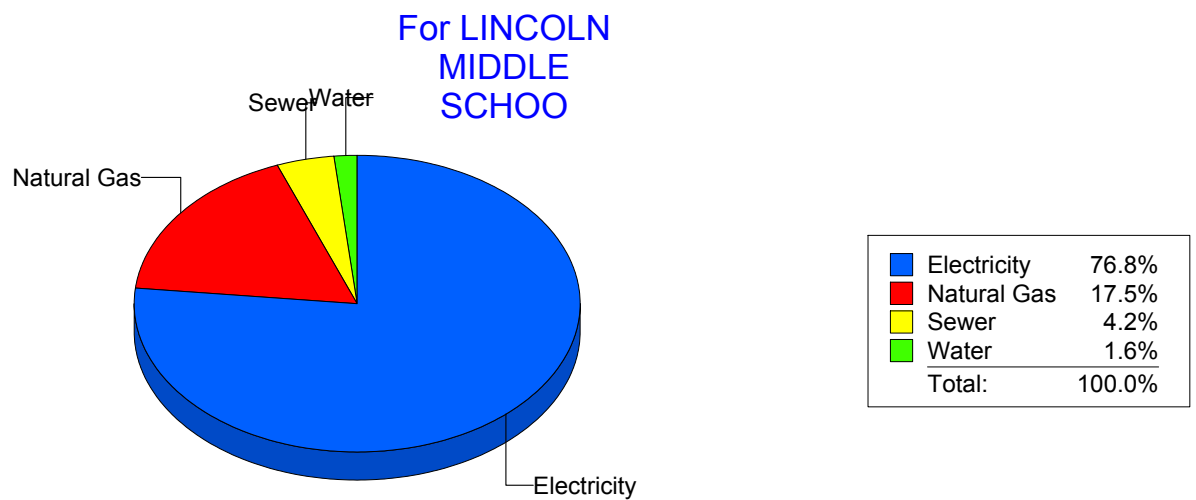
Cost Avoidance Program

Cost Summary Graph

Grouped by Energy Type

Energy Type	Use	Units	Total Cost	Avg Unit Cost	% of Total Cost
Site: LINCOLN MIDDLE SCHOO - LINCOLN MIDDLE SCHOO					
Electricity	101,150	KWH	\$15,265.63	0.1509	76.75%
Natural Gas	4,403	CCF	\$3,472.44	0.7887	17.46%
Water	135	CCF	\$320.94	2.3773	1.61%
Sewer	546	CCF	\$831.03	1.5220	4.18%

Total Cost: \$19,890.04



Filters: Cost Center Name Not Equal To DoNotReport; Site Name Not Equal To DoNotReport; Billing Period Equal To 200901

el paso

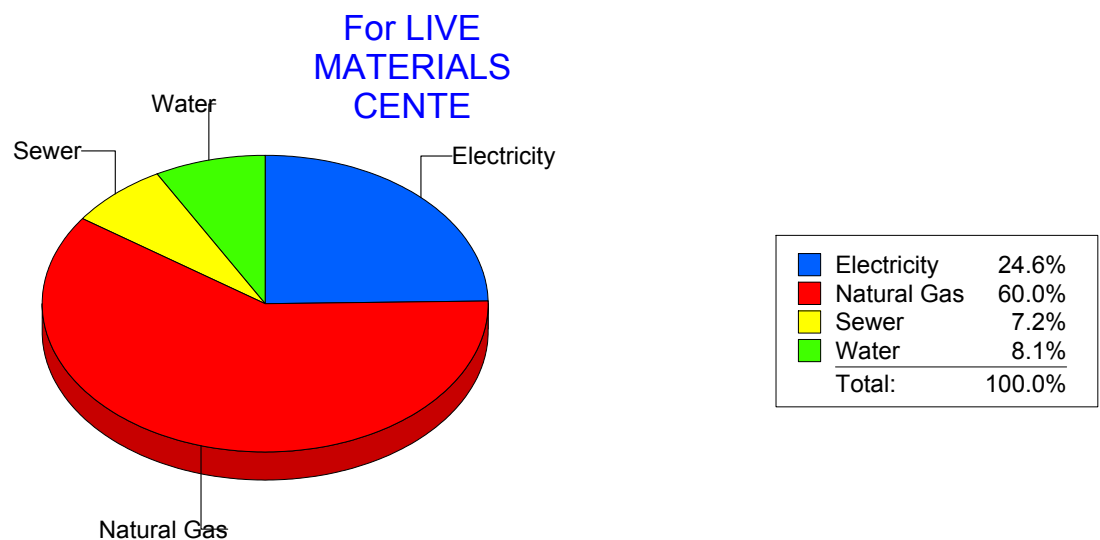
Energy CAP

Cost Avoidance Program

Cost Summary Graph

Grouped by Energy Type

Energy Type	Use	Units	Total Cost	Avg Unit Cost	% of Total Cost
Site: LIVE MATERIALS CENTE - LIVE MATERIALS CENTE					
Electricity	286	KWH	\$77.91	0.2724	24.63%
Natural Gas	177	CCF	\$189.95	1.0732	60.04%
Water	3	CCF	\$25.75	8.5833	8.14%
Sewer	2	CCF	\$22.76	11.3800	7.19%
Total Cost:			\$316.37		



Filters: Cost Center Name Not Equal To DoNotReport; Site Name Not Equal To DoNotReport; Billing Period Equal To 200901

elpaso

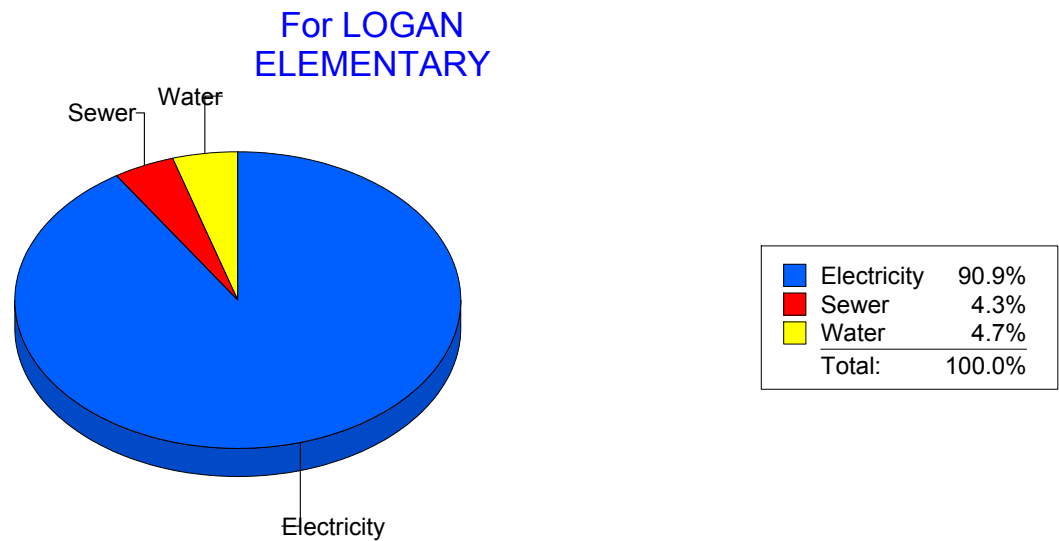
Energy CAP

Cost Avoidance Program

Cost Summary Graph

Grouped by Energy Type

Energy Type	Use	Units	Total Cost	Avg Unit Cost	% of Total Cost
Site: LOGAN ELEMENTARY - LOGAN ELEMENTARY					
Electricity	28,500	KWH	\$3,944.28	0.1384	90.95%
Water	98	CCF	\$204.73	2.0891	4.72%
Sewer	99	CCF	\$187.97	1.8987	4.33%
Total Cost:			\$4,336.98		



Filters: Cost Center Name Not Equal To DoNotReport; Site Name Not Equal To DoNotReport; Billing Period Equal To 200901

elpaso

Energy CAP

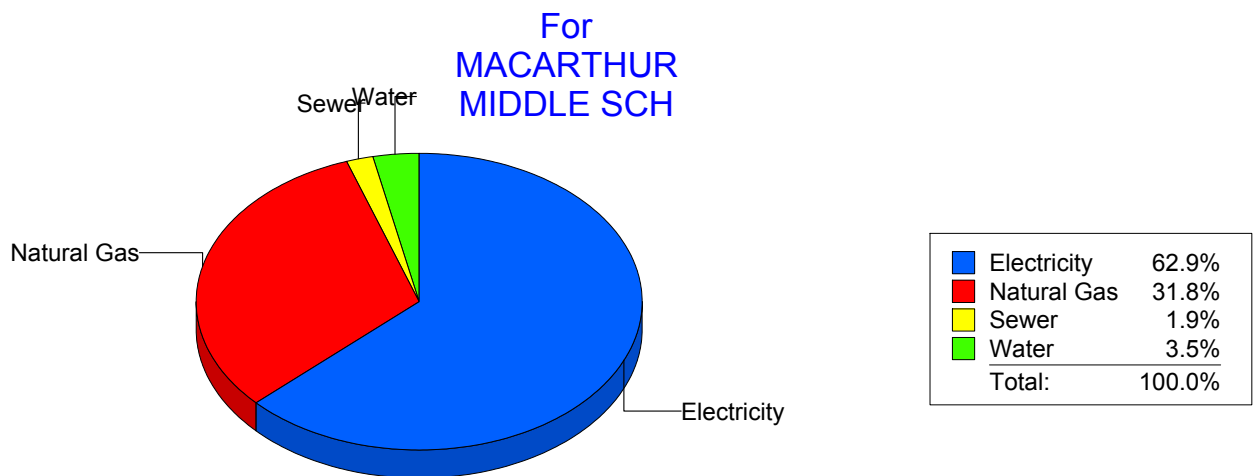
Cost Avoidance Program

Cost Summary Graph

Grouped by Energy Type

Energy Type	Use	Units	Total Cost	Avg Unit Cost	% of Total Cost
Site: MACARTHUR MIDDLE SCH - MACARTHUR MIDDLE SCH					
Electricity	63,080	KWH	\$9,218.29	0.1461	62.93%
Natural Gas	5,925	CCF	\$4,651.05	0.7850	31.75%
Water	146	CCF	\$506.77	3.4710	3.46%
Sewer	156	CCF	\$272.23	1.7451	1.86%

Total Cost: \$14,648.34



Filters: Cost Center Name Not Equal To DoNotReport; Site Name Not Equal To DoNotReport; Billing Period Equal To 200901

elpaso

Energy CAP

Cost Avoidance Program

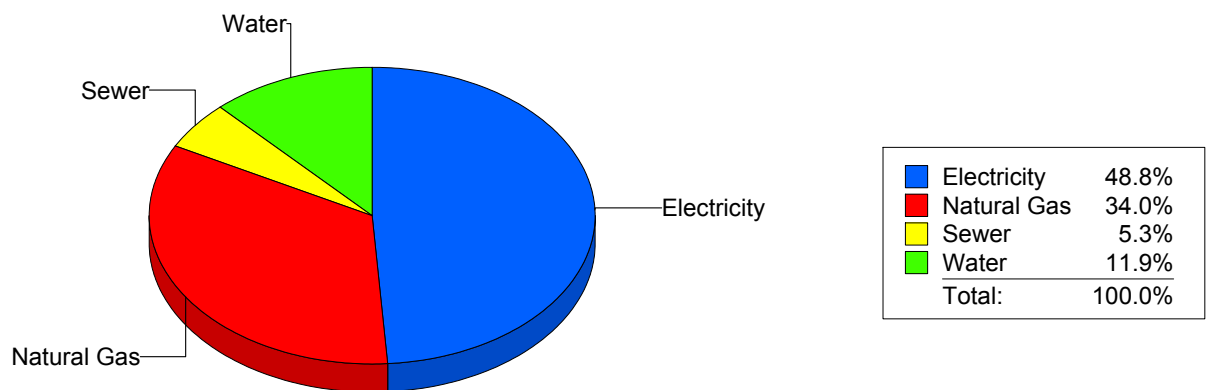
Cost Summary Graph

Grouped by Energy Type

Energy Type	Use	Units	Total Cost	Avg Unit Cost	% of Total Cost
Site: MAGOFFIN MIDDLE SCHO - MAGOFFIN MIDDLE SCHO					
Electricity	25,815	KWH	\$3,369.37	0.1305	48.79%
Natural Gas	2,947	CCF	\$2,344.48	0.7955	33.95%
Water	269	CCF	\$821.96	3.0556	11.90%
Sewer	124	CCF	\$369.43	2.9793	5.35%

Total Cost: \$6,905.24

For MAGOFFIN
MIDDLE SCHO



Filters: Cost Center Name Not Equal To DoNotReport; Site Name Not Equal To DoNotReport; Billing Period Equal To 200901

el Paso

Energy CAP

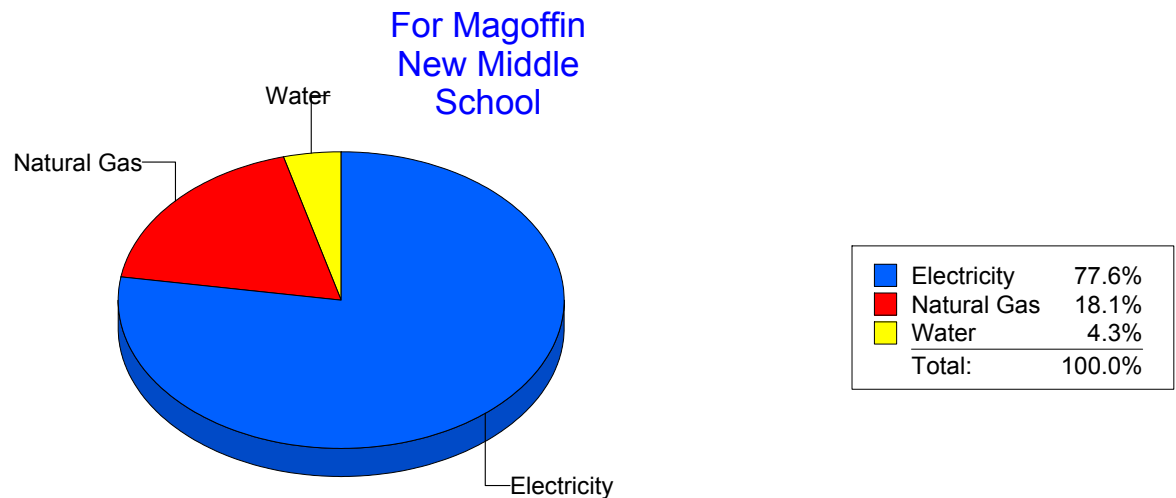
Cost Avoidance Program

Cost Summary Graph

Grouped by Energy Type

Energy Type	Use	Units	Total Cost	Avg Unit Cost	% of Total Cost
Site: MAGOFFINMIDDLESCHOOLN047 - Magoffin New Middle School					
Electricity	81,000	KWH	\$11,405.25	0.1408	77.63%
Natural Gas	3,350	CCF	\$2,657.01	0.7931	18.08%
Water	122	CCF	\$630.11	5.1648	4.29%

Total Cost: \$14,692.37



Filters: Cost Center Name Not Equal To DoNotReport; Site Name Not Equal To DoNotReport; Billing Period Equal To 200901

elpaso

Energy CAP

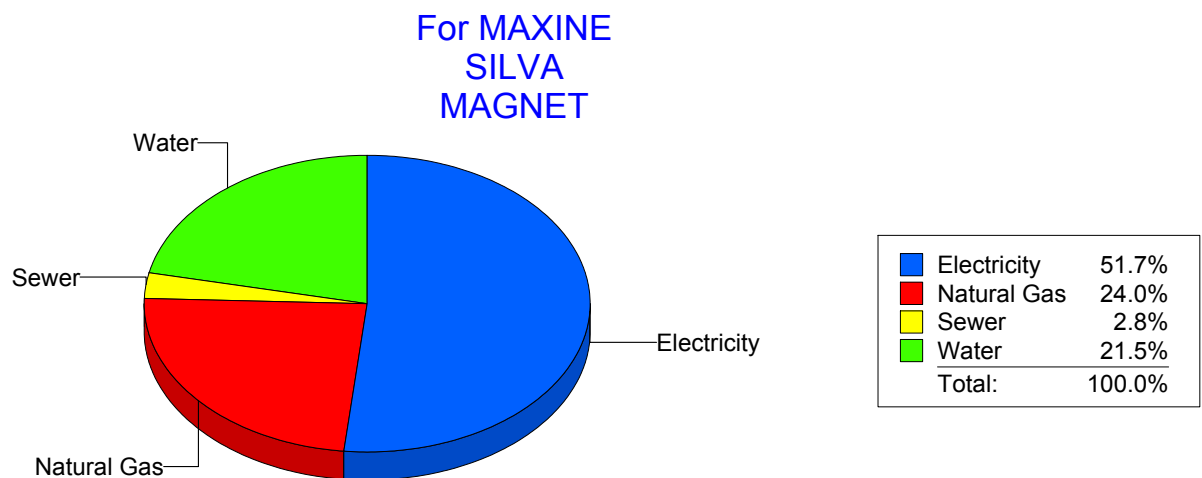
Cost Avoidance Program

Cost Summary Graph

Grouped by Energy Type

Energy Type	Use	Units	Total Cost	Avg Unit Cost	% of Total Cost
Site: MAXINE SILVA MAGNET - MAXINE SILVA MAGNET					
Electricity	42,600	KWH	\$5,597.26	0.1314	51.65%
Natural Gas	3,277	CCF	\$2,600.47	0.7936	24.00%
Water	647	CCF	\$2,334.31	3.6079	21.54%
Sewer	131	CCF	\$303.98	2.3205	2.81%

Total Cost: \$10,836.02



Filters: Cost Center Name Not Equal To DoNotReport; Site Name Not Equal To DoNotReport; Billing Period Equal To 200901

el Paso

Energy CAP

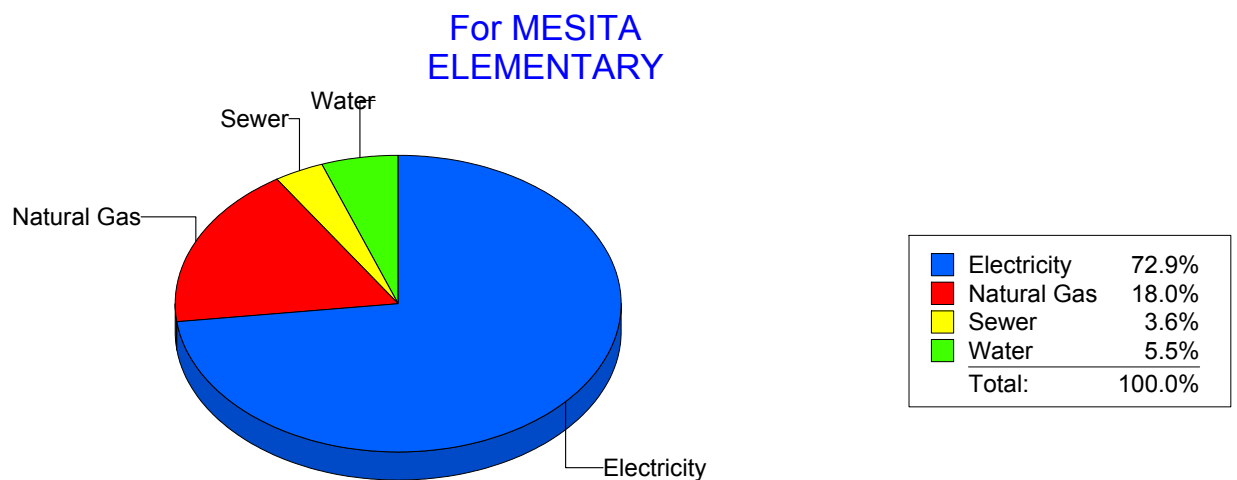
Cost Avoidance Program

Cost Summary Graph

Grouped by Energy Type

Energy Type	Use	Units	Total Cost	Avg Unit Cost	% of Total Cost
Site: MESITA ELEMENTARY - MESITA ELEMENTARY					
Electricity	59,280	KWH	\$8,592.07	0.1449	72.93%
Natural Gas	2,614	CCF	\$2,114.81	0.8090	17.95%
Water	81	CCF	\$646.16	7.9773	5.48%
Sewer	170	CCF	\$427.85	2.5168	3.63%

Total Cost: \$11,780.89



Filters: Cost Center Name Not Equal To DoNotReport; Site Name Not Equal To DoNotReport; Billing Period Equal To 200901

elpaso

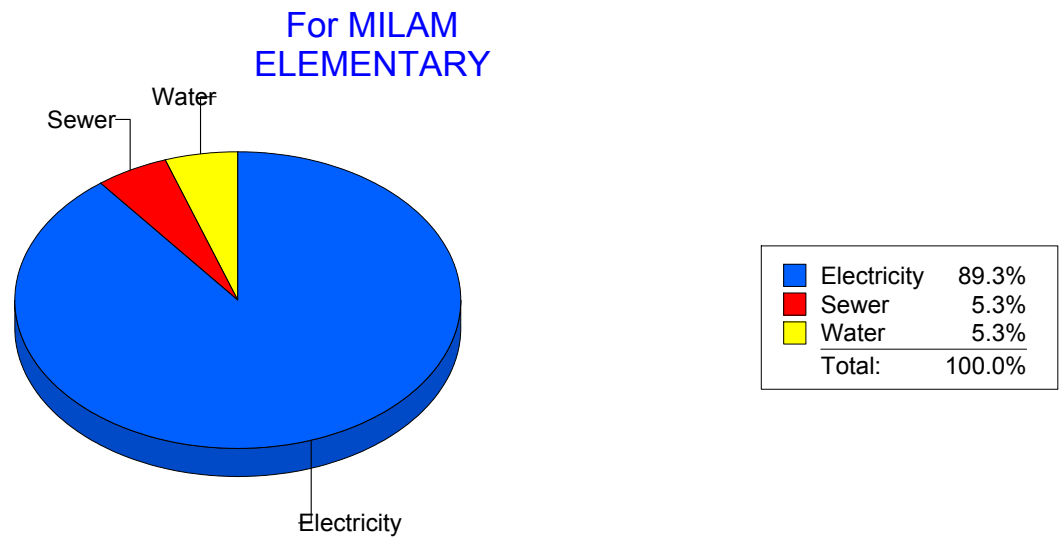
Energy CAP

Cost Avoidance Program

Cost Summary Graph

Grouped by Energy Type

Energy Type	Use	Units	Total Cost	Avg Unit Cost	% of Total Cost
Site: MILAM ELEMENTARY - MILAM ELEMENTARY					
Electricity	37,080	KWH	\$4,953.49	0.1336	89.31%
Water	99	CCF	\$296.36	2.9935	5.34%
Sewer	125	CCF	\$296.36	2.3709	5.34%
Total Cost:			\$5,546.21		



Filters: Cost Center Name Not Equal To DoNotReport; Site Name Not Equal To DoNotReport; Billing Period Equal To 200901

elpaso

Energy CAP

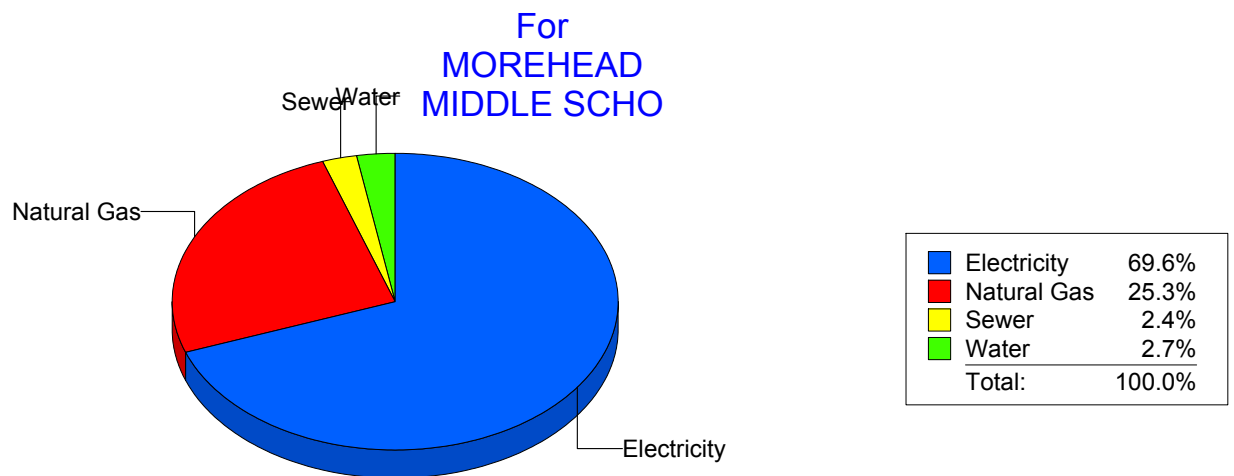
Cost Avoidance Program

Cost Summary Graph

Grouped by Energy Type

Energy Type	Use	Units	Total Cost	Avg Unit Cost	% of Total Cost
Site: MOREHEAD MIDDLE SCHO - MOREHEAD MIDDLE SCHO					
Electricity	92,564	KWH	\$12,174.33	0.1315	69.56%
Natural Gas	5,635	CCF	\$4,426.48	0.7855	25.29%
Water	235	CCF	\$477.03	2.0299	2.73%
Sewer	168	CCF	\$425.31	2.5316	2.43%

Total Cost: \$17,503.15



Filters: Cost Center Name Not Equal To DoNotReport; Site Name Not Equal To DoNotReport; Billing Period Equal To 200901

elpaso

Energy CAP

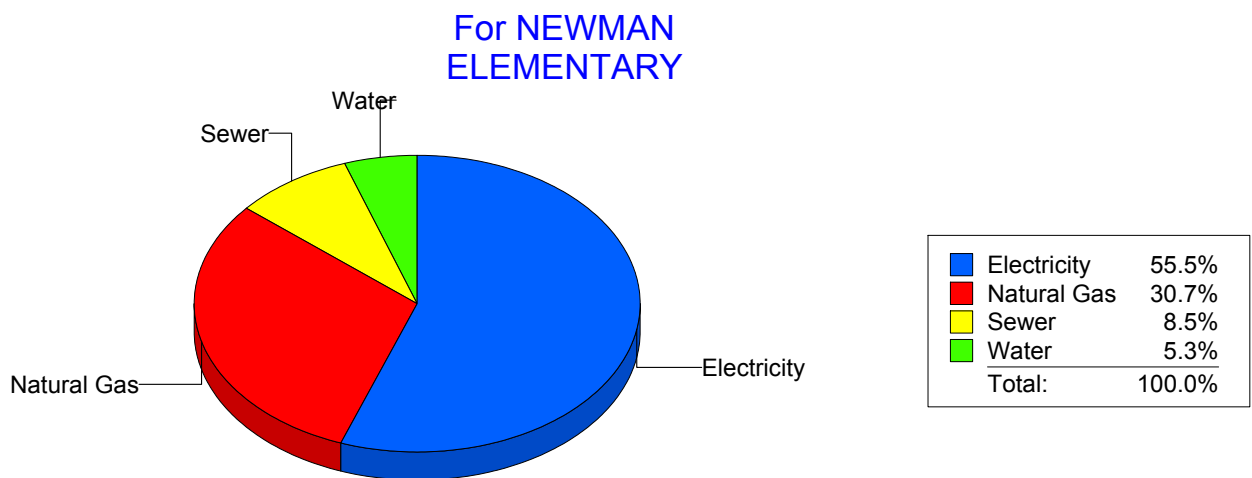
Cost Avoidance Program

Cost Summary Graph

Grouped by Energy Type

Energy Type	Use	Units	Total Cost	Avg Unit Cost	% of Total Cost
Site: NEWMAN ELEMENTARY - NEWMAN ELEMENTARY					
Electricity	24,758	KWH	\$4,104.20	0.1658	55.54%
Natural Gas	2,781	CCF	\$2,268.61	0.8158	30.70%
Water	182	CCF	\$390.67	2.1465	5.29%
Sewer	405	CCF	\$626.07	1.5459	8.47%

Total Cost: \$7,389.55



Filters: Cost Center Name Not Equal To DoNotReport; Site Name Not Equal To DoNotReport; Billing Period Equal To 200901

elpaso

Energy CAP

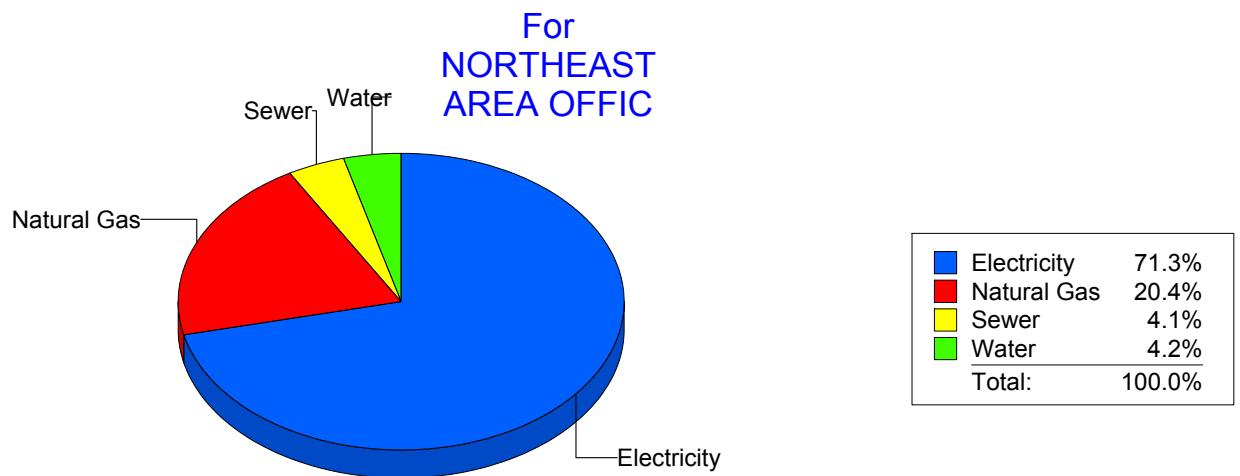
Cost Avoidance Program

Cost Summary Graph

Grouped by Energy Type

Energy Type	Use	Units	Total Cost	Avg Unit Cost	% of Total Cost
Site: NORTHEAST AREA OFFIC - NORTHEAST AREA OFFIC					
Electricity	6,440	KWH	\$818.96	0.1272	71.31%
Natural Gas	195	CCF	\$234.85	1.2044	20.45%
Water	4	CCF	\$47.83	11.9575	4.16%
Sewer	6	CCF	\$46.79	7.7983	4.07%

Total Cost: \$1,148.43



Filters: Cost Center Name Not Equal To DoNotReport; Site Name Not Equal To DoNotReport; Billing Period Equal To 200901

elpaso

Energy CAP

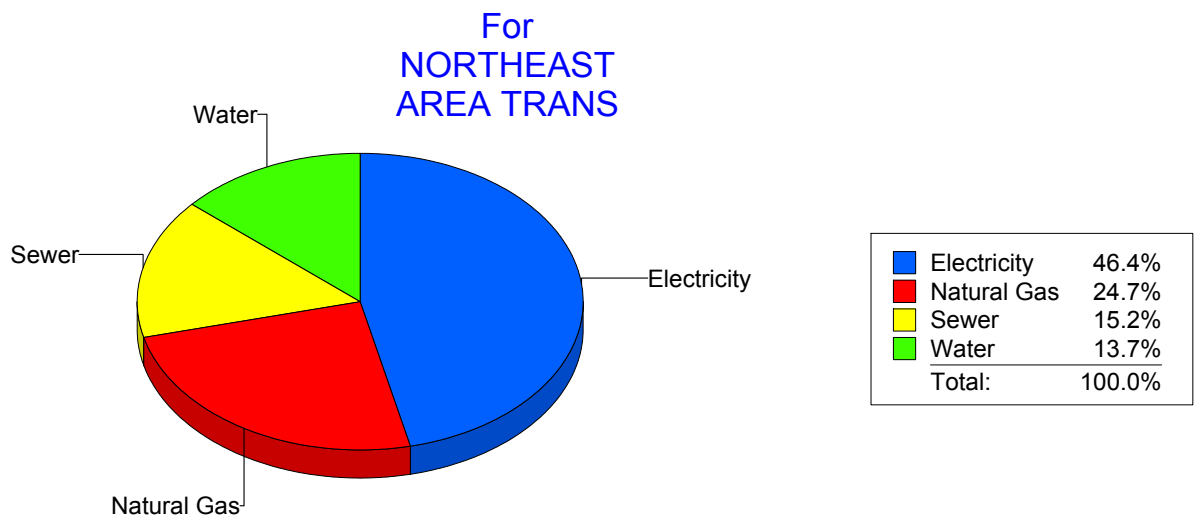
Cost Avoidance Program

Cost Summary Graph

Grouped by Energy Type

Energy Type	Use	Units	Total Cost	Avg Unit Cost	% of Total Cost
Site: NORTHEAST AREA TRANS - NORTHEAST AREA TRANS					
Electricity	6,220	KWH	\$838.10	0.1347	46.35%
Natural Gas	501	CCF	\$447.24	0.8927	24.74%
Water	38	CCF	\$248.58	6.5416	13.75%
Sewer	49	CCF	\$274.18	5.5955	15.16%

Total Cost: \$1,808.10



Filters: Cost Center Name Not Equal To DoNotReport; Site Name Not Equal To DoNotReport; Billing Period Equal To 200901

elpaso

Energy CAP

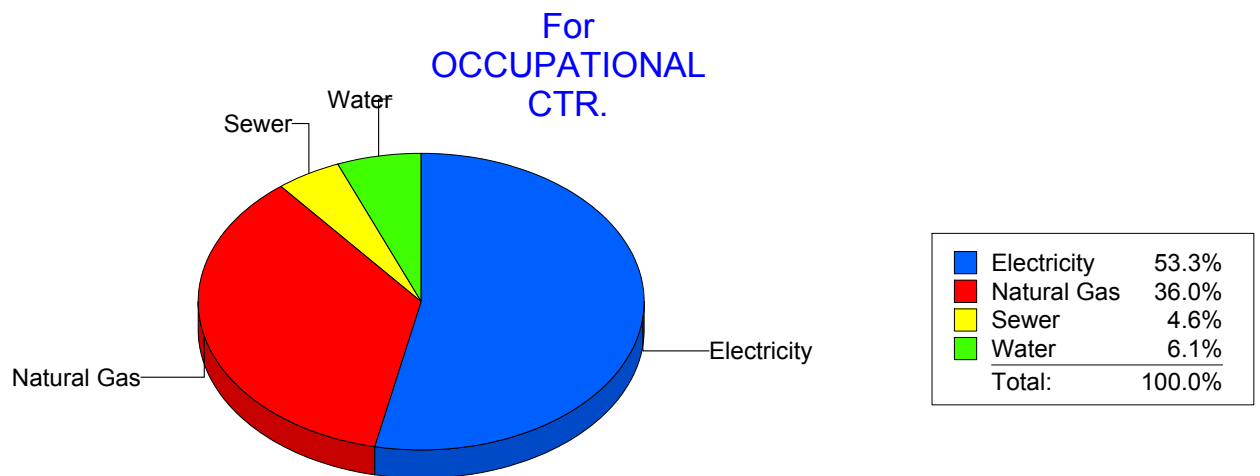
Cost Avoidance Program

Cost Summary Graph

Grouped by Energy Type

Energy Type	Use	Units	Total Cost	Avg Unit Cost	% of Total Cost
Site: OCCUPATIONAL CTR. - OCCUPATIONAL CTR.					
Electricity	6,400	KWH	\$897.77	0.1403	53.29%
Natural Gas	732	CCF	\$606.50	0.8286	36.00%
Water	17	CCF	\$102.87	6.0512	6.11%
Sewer	22	CCF	\$77.42	3.5191	4.60%

Total Cost: \$1,684.56



Filters: Cost Center Name Not Equal To DoNotReport; Site Name Not Equal To DoNotReport; Billing Period Equal To 200901

elpaso

Energy CAP

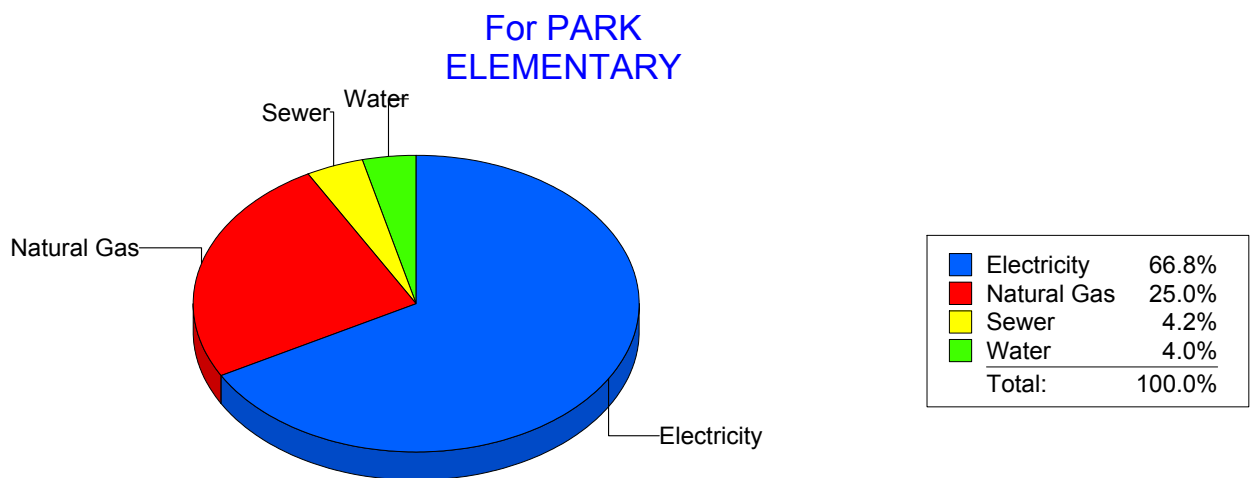
Cost Avoidance Program

Cost Summary Graph

Grouped by Energy Type

Energy Type	Use	Units	Total Cost	Avg Unit Cost	% of Total Cost
Site: PARK ELEMENTARY - PARK ELEMENTARY					
Electricity	34,150	KWH	\$5,184.46	0.1518	66.84%
Natural Gas	2,360	CCF	\$1,941.57	0.8227	25.03%
Water	96	CCF	\$306.77	3.1955	3.95%
Sewer	118	CCF	\$323.82	2.7442	4.17%

Total Cost: \$7,756.62



Filters: Cost Center Name Not Equal To DoNotReport; Site Name Not Equal To DoNotReport; Billing Period Equal To 200901

elpaso

Energy CAP

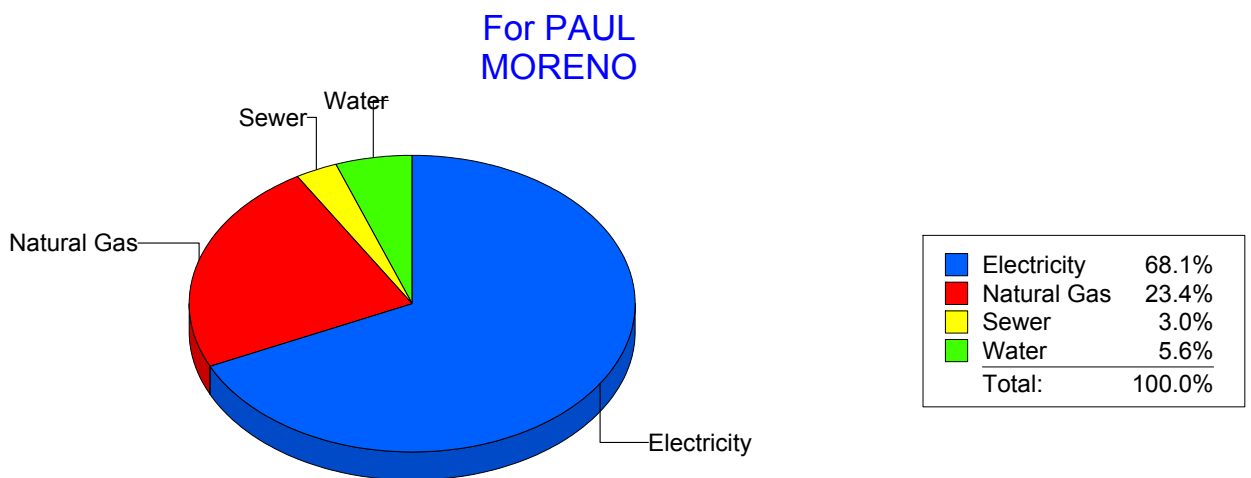
Cost Avoidance Program

Cost Summary Graph

Grouped by Energy Type

Energy Type	Use	Units	Total Cost	Avg Unit Cost	% of Total Cost
Site: PAUL MORENO - PAUL MORENO					
Electricity	47,700	KWH	\$7,028.03	0.1473	68.06%
Natural Gas	3,003	CCF	\$2,413.98	0.8039	23.38%
Water	112	CCF	\$575.10	5.1348	5.57%
Sewer	96	CCF	\$309.01	3.2189	2.99%

Total Cost: \$10,326.12



Filters: Cost Center Name Not Equal To DoNotReport; Site Name Not Equal To DoNotReport; Billing Period Equal To 200901

elpaso

Energy CAP

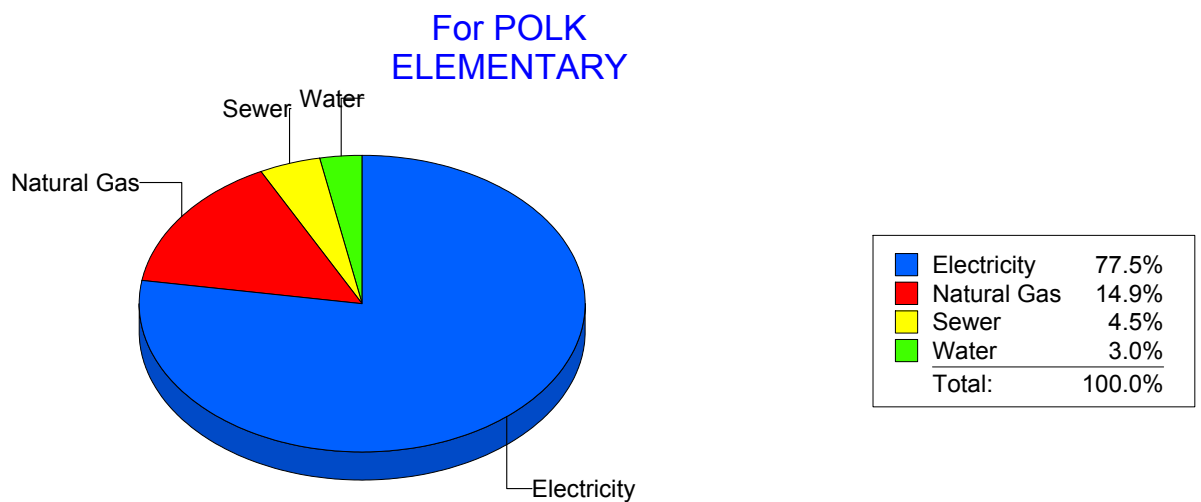
Cost Avoidance Program

Cost Summary Graph

Grouped by Energy Type

Energy Type	Use	Units	Total Cost	Avg Unit Cost	% of Total Cost
Site: POLK ELEMENTARY - POLK ELEMENTARY					
Electricity	37,200	KWH	\$6,071.40	0.1632	77.53%
Natural Gas	1,408	CCF	\$1,168.66	0.8300	14.92%
Water	76	CCF	\$235.39	3.0972	3.01%
Sewer	156	CCF	\$355.73	2.2803	4.54%

Total Cost: \$7,831.18



Filters: Cost Center Name Not Equal To DoNotReport; Site Name Not Equal To DoNotReport; Billing Period Equal To 200901

el Paso

Energy CAP

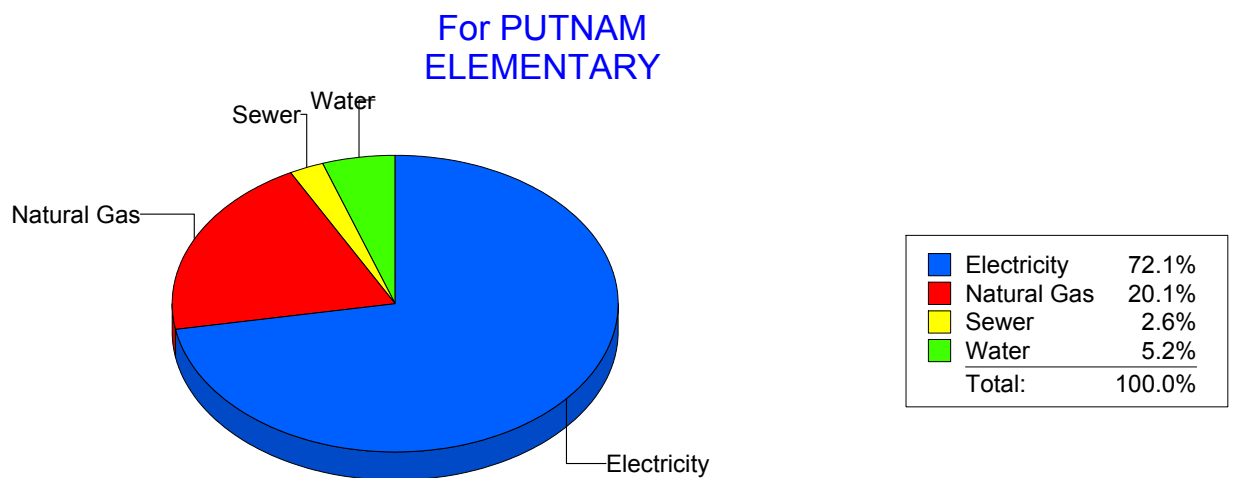
Cost Avoidance Program

Cost Summary Graph

Grouped by Energy Type

Energy Type	Use	Units	Total Cost	Avg Unit Cost	% of Total Cost
Site: PUTNAM ELEMENTARY - PUTNAM ELEMENTARY					
Electricity	29,445	KWH	\$4,954.94	0.1683	72.09%
Natural Gas	1,687	CCF	\$1,381.63	0.8190	20.10%
Water	114	CCF	\$356.32	3.1256	5.18%
Sewer	85	CCF	\$180.67	2.1255	2.63%

Total Cost: \$6,873.56



Filters: Cost Center Name Not Equal To DoNotReport; Site Name Not Equal To DoNotReport; Billing Period Equal To 200901

el Paso

Energy CAP

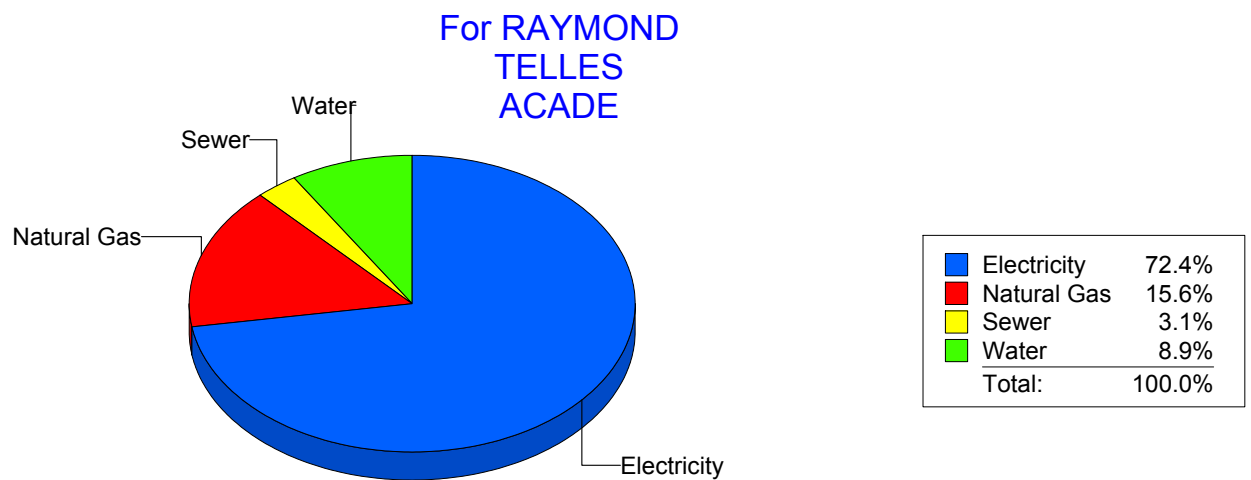
Cost Avoidance Program

Cost Summary Graph

Grouped by Energy Type

Energy Type	Use	Units	Total Cost	Avg Unit Cost	% of Total Cost
Site: RAYMOND TELLES ACADE - RAYMOND TELLES ACADE					
Electricity	34,200	KWH	\$4,924.96	0.1440	72.44%
Natural Gas	1,315	CCF	\$1,063.93	0.8091	15.65%
Water	180	CCF	\$602.21	3.3456	8.86%
Sewer	55	CCF	\$207.46	3.7720	3.05%

Total Cost: \$6,798.56



Filters: Cost Center Name Not Equal To DoNotReport; Site Name Not Equal To DoNotReport; Billing Period Equal To 200901

elpaso

Energy CAP

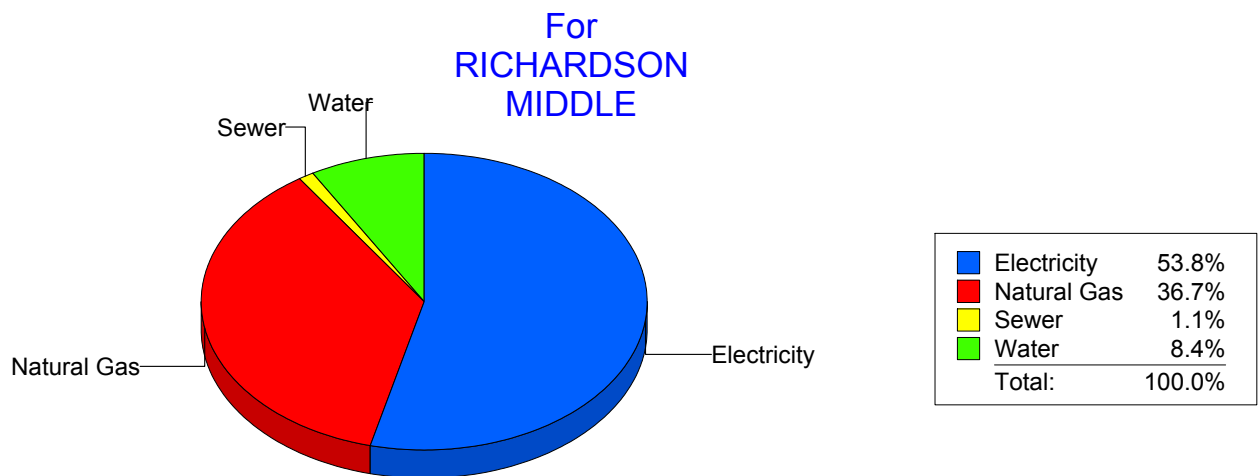
Cost Avoidance Program

Cost Summary Graph

Grouped by Energy Type

Energy Type	Use	Units	Total Cost	Avg Unit Cost	% of Total Cost
Site: RICHARDSON MIDDLE - RICHARDSON MIDDLE					
Electricity	81,000	KWH	\$11,194.00	0.1382	53.82%
Natural Gas	9,767	CCF	\$7,626.24	0.7808	36.67%
Water	389	CCF	\$1,742.56	4.4796	8.38%
Sewer	78	CCF	\$236.67	3.0342	1.14%

Total Cost: \$20,799.47



Filters: Cost Center Name Not Equal To DoNotReport; Site Name Not Equal To DoNotReport; Billing Period Equal To 200901

el Paso

Energy CAP

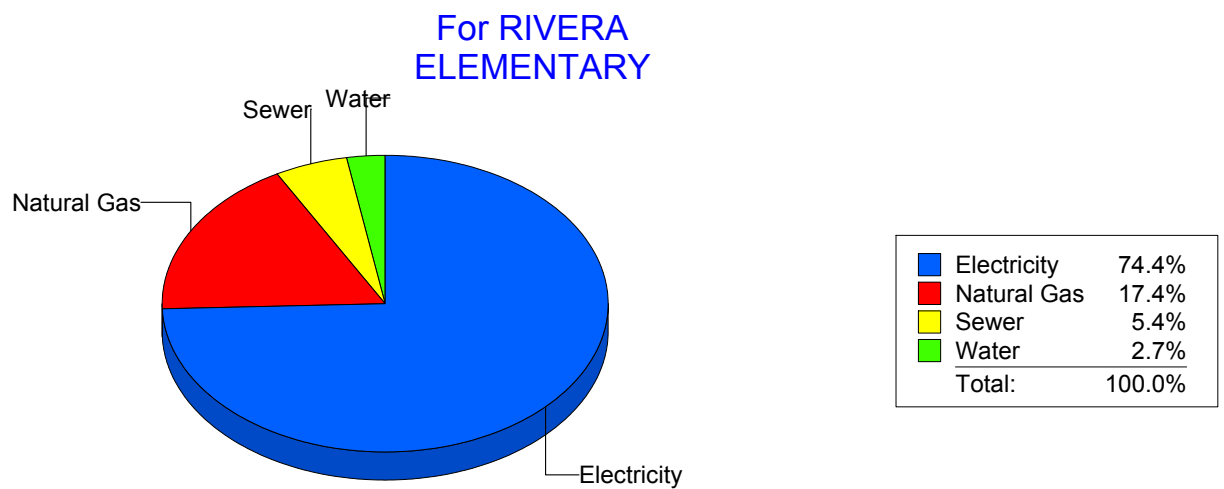
Cost Avoidance Program

Cost Summary Graph

Grouped by Energy Type

Energy Type	Use	Units	Total Cost	Avg Unit Cost	% of Total Cost
Site: RIVERA ELEMENTARY - RIVERA ELEMENTARY					
Electricity	49,200	KWH	\$6,826.56	0.1388	74.44%
Natural Gas	1,966	CCF	\$1,599.26	0.8135	17.44%
Water	85	CCF	\$248.44	2.9228	2.71%
Sewer	282	CCF	\$495.75	1.7580	5.41%

Total Cost: \$9,170.01



Filters: Cost Center Name Not Equal To DoNotReport; Site Name Not Equal To DoNotReport; Billing Period Equal To 200901

elpaso

Energy CAP

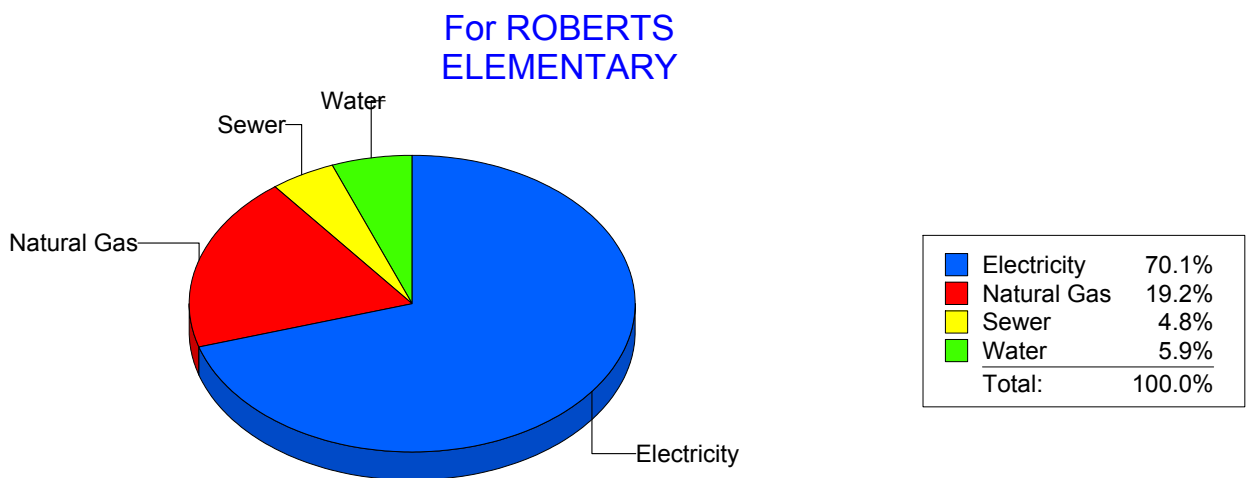
Cost Avoidance Program

Cost Summary Graph

Grouped by Energy Type

Energy Type	Use	Units	Total Cost	Avg Unit Cost	% of Total Cost
Site: ROBERTS ELEMENTARY - ROBERTS ELEMENTARY					
Electricity	39,960	KWH	\$5,451.81	0.1364	70.14%
Natural Gas	1,833	CCF	\$1,494.11	0.8151	19.22%
Water	214	CCF	\$456.89	2.1350	5.88%
Sewer	281	CCF	\$369.97	1.3166	4.76%

Total Cost: \$7,772.78



Filters: Cost Center Name Not Equal To DoNotReport; Site Name Not Equal To DoNotReport; Billing Period Equal To 200901

elpaso

Energy CAP

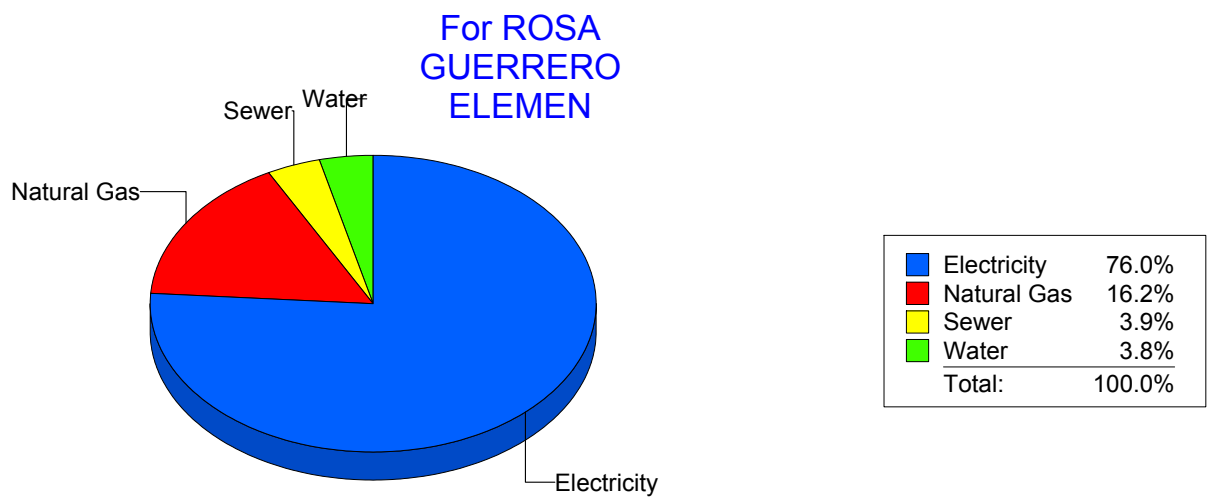
Cost Avoidance Program

Cost Summary Graph

Grouped by Energy Type

Energy Type	Use	Units	Total Cost	Avg Unit Cost	% of Total Cost
Site: ROSA GUERRERO ELEMEN - ROSA GUERRERO ELEMEN					
Electricity	55,080	KWH	\$8,185.90	0.1486	76.05%
Natural Gas	2,144	CCF	\$1,742.65	0.8128	16.19%
Water	173	CCF	\$411.11	2.3764	3.82%
Sewer	177	CCF	\$424.64	2.3991	3.94%

Total Cost: \$10,764.30



Filters: Cost Center Name Not Equal To DoNotReport; Site Name Not Equal To DoNotReport; Billing Period Equal To 200901

elpaso

Energy CAP

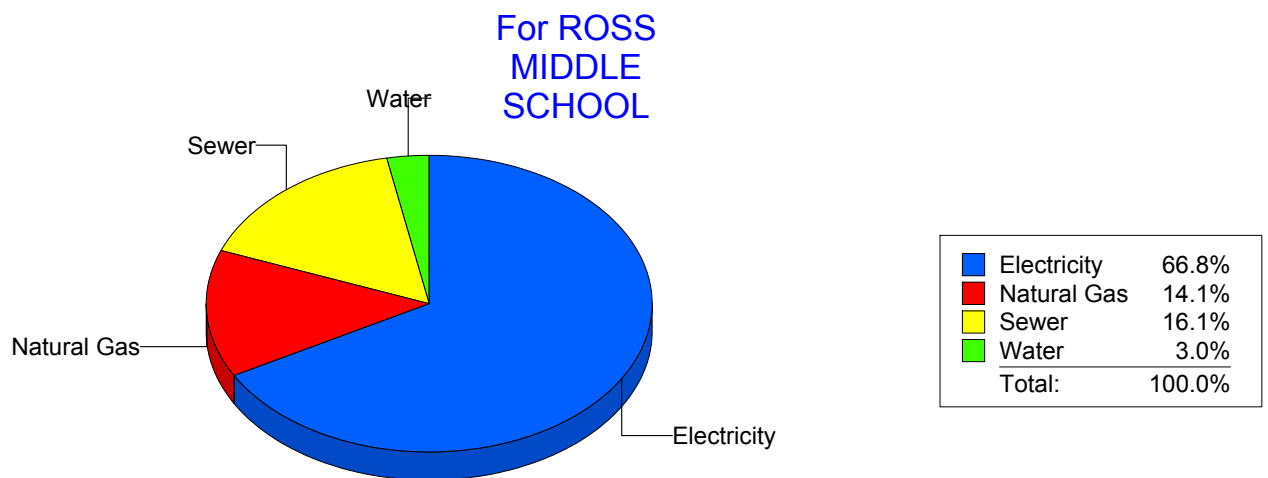
Cost Avoidance Program

Cost Summary Graph

Grouped by Energy Type

Energy Type	Use	Units	Total Cost	Avg Unit Cost	% of Total Cost
Site: ROSS MIDDLE SCHOOL - ROSS MIDDLE SCHOOL					
Electricity	27,913	KWH	\$5,382.49	0.1928	66.82%
Natural Gas	1,402	CCF	\$1,132.18	0.8075	14.05%
Water	80	CCF	\$241.19	3.0149	2.99%
Sewer	915	CCF	\$1,299.66	1.4204	16.13%

Total Cost: \$8,055.52



Filters: Cost Center Name Not Equal To DoNotReport; Site Name Not Equal To DoNotReport; Billing Period Equal To 200901

elpaso

Energy CAP

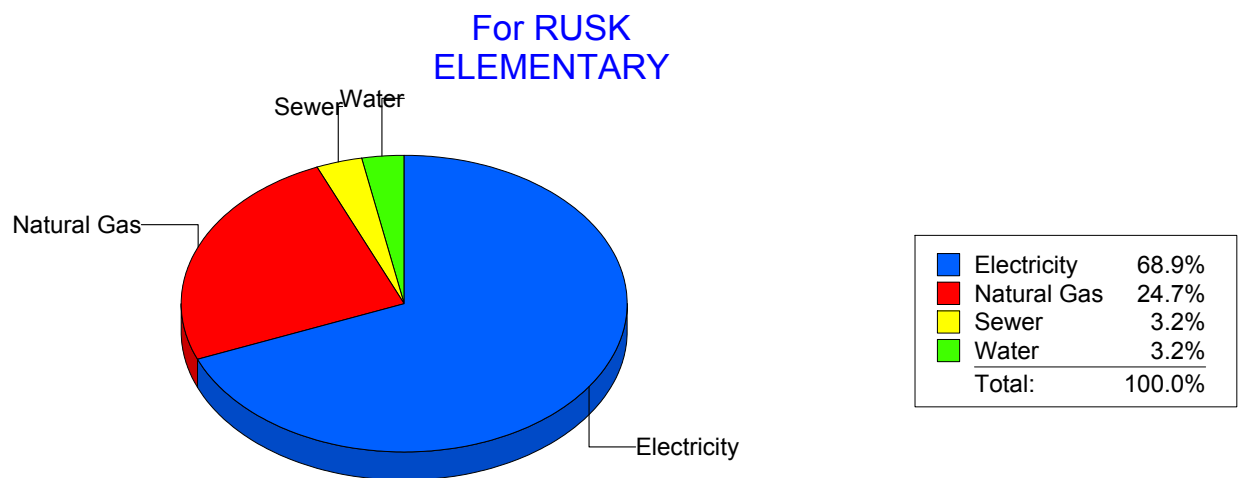
Cost Avoidance Program

Cost Summary Graph

Grouped by Energy Type

Energy Type	Use	Units	Total Cost	Avg Unit Cost	% of Total Cost
Site: RUSK ELEMENTARY - RUSK ELEMENTARY					
Electricity	28,785	KWH	\$4,255.97	0.1479	68.88%
Natural Gas	1,876	CCF	\$1,529.27	0.8152	24.75%
Water	85	CCF	\$196.58	2.3127	3.18%
Sewer	100	CCF	\$197.35	1.9735	3.19%

Total Cost: \$6,179.17



Filters: Cost Center Name Not Equal To DoNotReport; Site Name Not Equal To DoNotReport; Billing Period Equal To 200901

elpaso

Energy CAP

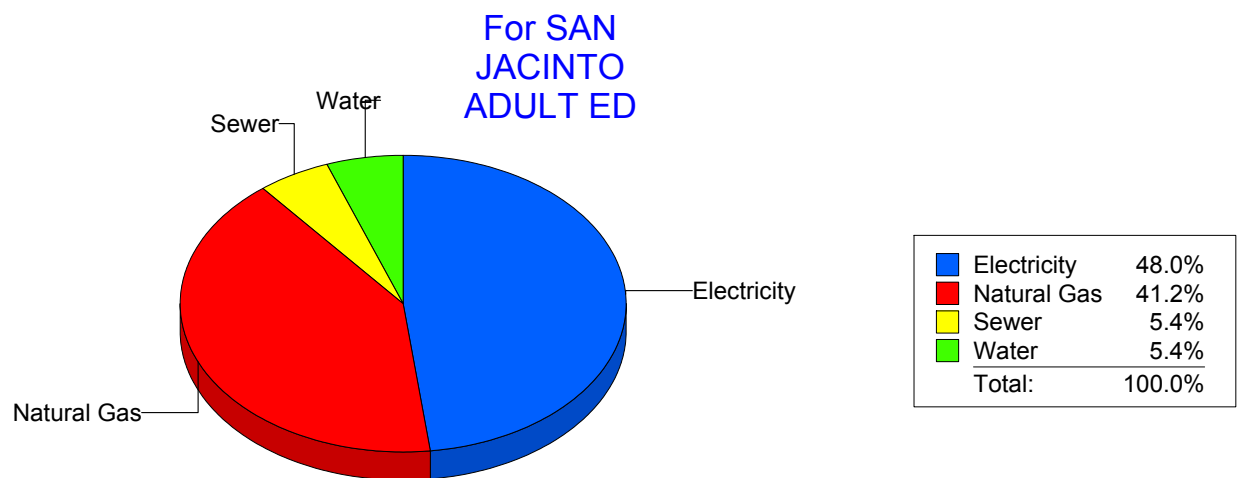
Cost Avoidance Program

Cost Summary Graph

Grouped by Energy Type

Energy Type	Use	Units	Total Cost	Avg Unit Cost	% of Total Cost
Site: SAN JACINTO ADULT ED - SAN JACINTO ADULT ED					
Electricity	6,000	KWH	\$987.25	0.1645	47.99%
Natural Gas	1,039	CCF	\$847.65	0.8158	41.20%
Water	34	CCF	\$111.93	3.2921	5.44%
Sewer	44	CCF	\$110.50	2.5114	5.37%

Total Cost: \$2,057.33



Filters: Cost Center Name Not Equal To DoNotReport; Site Name Not Equal To DoNotReport; Billing Period Equal To 200901

elpaso

Energy CAP

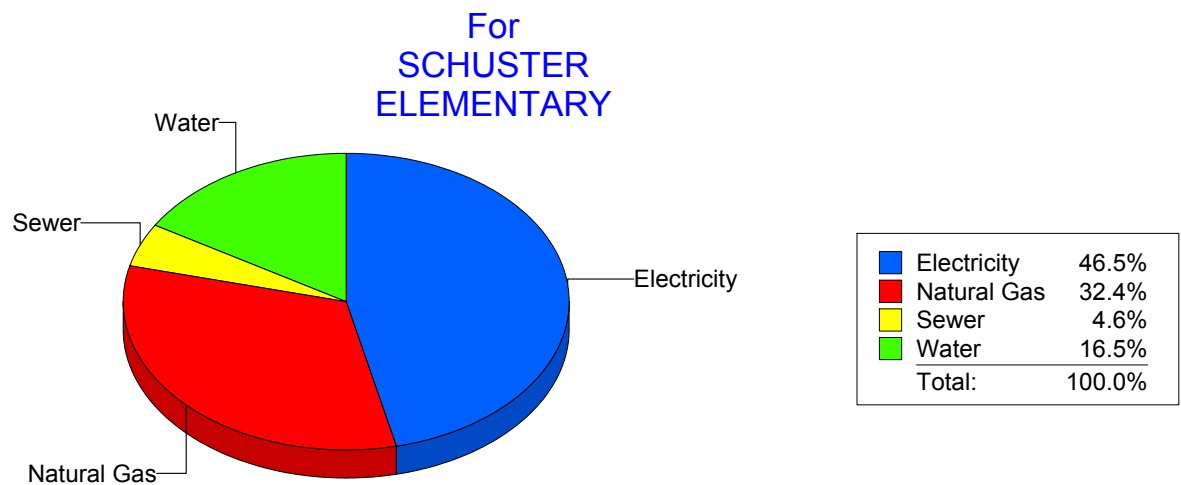
Cost Avoidance Program

Cost Summary Graph

Grouped by Energy Type

Energy Type	Use	Units	Total Cost	Avg Unit Cost	% of Total Cost
Site: SCHUSTER ELEMENTARY - SCHUSTER ELEMENTARY					
Electricity	16,080	KWH	\$2,280.50	0.1418	46.50%
Natural Gas	1,987	CCF	\$1,591.18	0.8008	32.45%
Water	341	CCF	\$808.63	2.3713	16.49%
Sewer	127	CCF	\$223.53	1.7601	4.56%

Total Cost: \$4,903.84



Filters: Cost Center Name Not Equal To DoNotReport; Site Name Not Equal To DoNotReport; Billing Period Equal To 200901

el Paso

Energy CAP

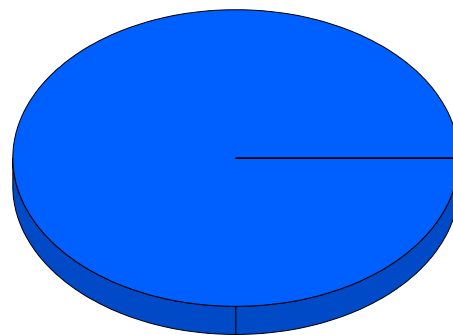
Cost Avoidance Program

Cost Summary Graph

Grouped by Energy Type

Energy Type	Use	Units	Total Cost	Avg Unit Cost	% of Total Cost
Site: SKYPARKIB1 - Sky Park I B1					
Electricity	1,888	KWH	\$310.75	0.1646	100.00%
Total Cost:			\$310.75		

For Sky Park I
B1



■	Electricity	100.0%
	Total:	100.0%

Filters: Cost Center Name Not Equal To DoNotReport; Site Name Not Equal To DoNotReport; Billing Period Equal To 200901

elpaso

Energy CAP

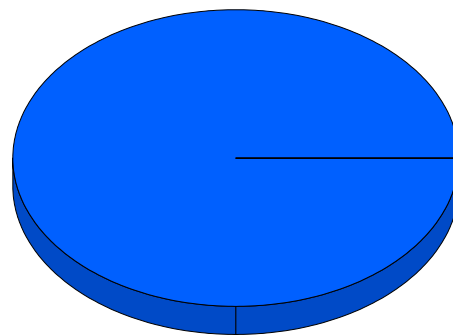
Cost Avoidance Program

Cost Summary Graph

Grouped by Energy Type

Energy Type	Use	Units	Total Cost	Avg Unit Cost	% of Total Cost
Site: SKYPARK - Skypark					
Electricity	3,716	KWH	\$610.80	0.1644	100.00%
Total Cost:			\$610.80		

For Skypark



Electricity

■	Electricity	100.0%
	Total:	100.0%

Filters: Cost Center Name Not Equal To DoNotReport; Site Name Not Equal To DoNotReport; Billing Period Equal To 200901

elpaso

Energy CAP

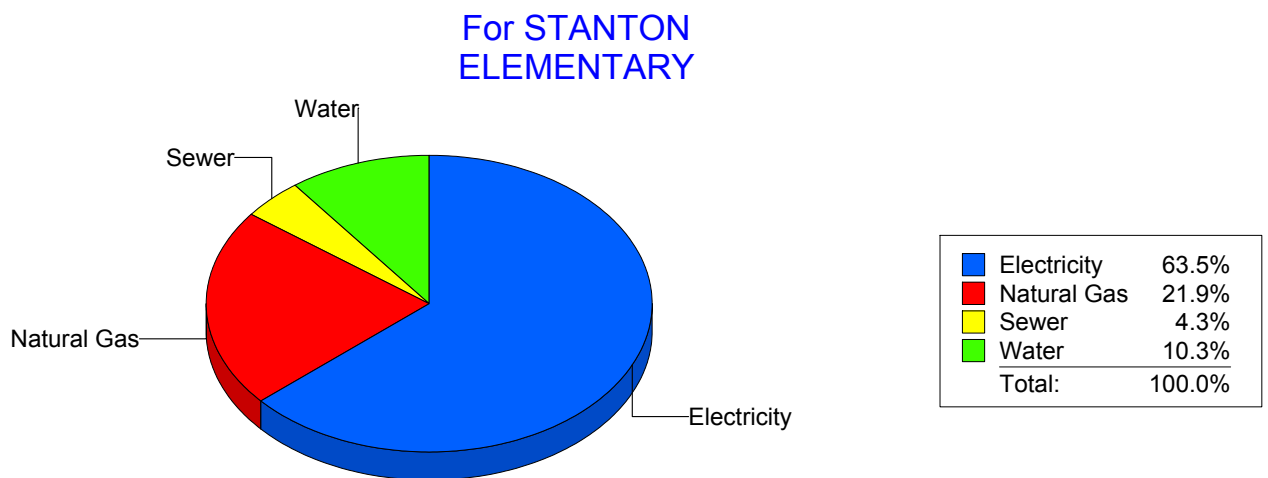
Cost Avoidance Program

Cost Summary Graph

Grouped by Energy Type

Energy Type	Use	Units	Total Cost	Avg Unit Cost	% of Total Cost
Site: STANTON ELEMENTARY - STANTON ELEMENTARY					
Electricity	29,350	KWH	\$4,480.35	0.1527	63.50%
Natural Gas	1,893	CCF	\$1,544.16	0.8157	21.89%
Water	324	CCF	\$728.79	2.2494	10.33%
Sewer	198	CCF	\$302.22	1.5264	4.28%

Total Cost: \$7,055.52



Filters: Cost Center Name Not Equal To DoNotReport; Site Name Not Equal To DoNotReport; Billing Period Equal To 200901

elpaso

Energy CAP

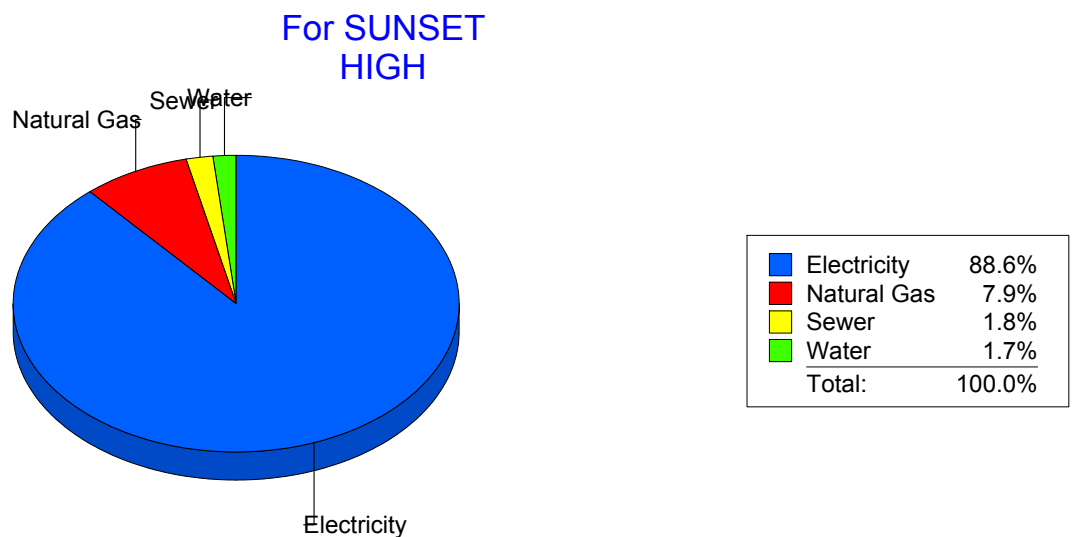
Cost Avoidance Program

Cost Summary Graph

Grouped by Energy Type

Energy Type	Use	Units	Total Cost	Avg Unit Cost	% of Total Cost
Site: SUNSET HIGH - SUNSET HIGH					
Electricity	24,480	KWH	\$4,308.15	0.1760	88.63%
Natural Gas	447	CCF	\$382.12	0.8549	7.86%
Water	13	CCF	\$81.48	6.2677	1.68%
Sewer	21	CCF	\$88.91	4.2338	1.83%

Total Cost: \$4,860.66



Filters: Cost Center Name Not Equal To DoNotReport; Site Name Not Equal To DoNotReport; Billing Period Equal To 200901

elpaso

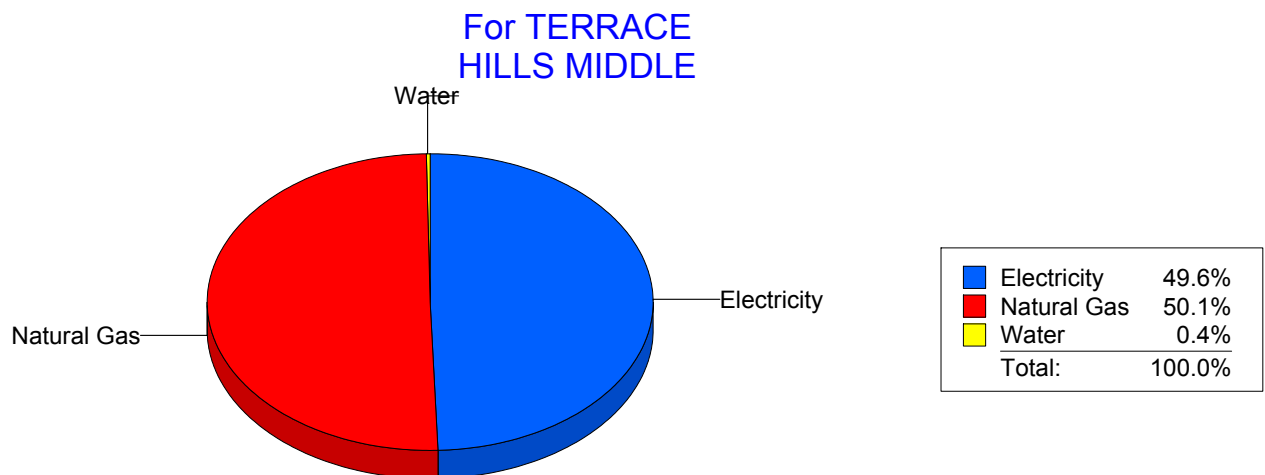
Energy CAP

Cost Avoidance Program

Cost Summary Graph

Grouped by Energy Type

Energy Type	Use	Units	Total Cost	Avg Unit Cost	% of Total Cost
Site: TERRACE HILLS MIDDLE - TERRACE HILLS MIDDLE					
Electricity	35,700	KWH	\$4,788.50	0.1341	49.56%
Natural Gas	6,117	CCF	\$4,836.86	0.7907	50.06%
Water	0	CCF	\$36.36	0.0000	0.38%
Total Cost:			\$9,661.72		



Filters: Cost Center Name Not Equal To DoNotReport; Site Name Not Equal To DoNotReport; Billing Period Equal To 200901

elpaso

Energy CAP

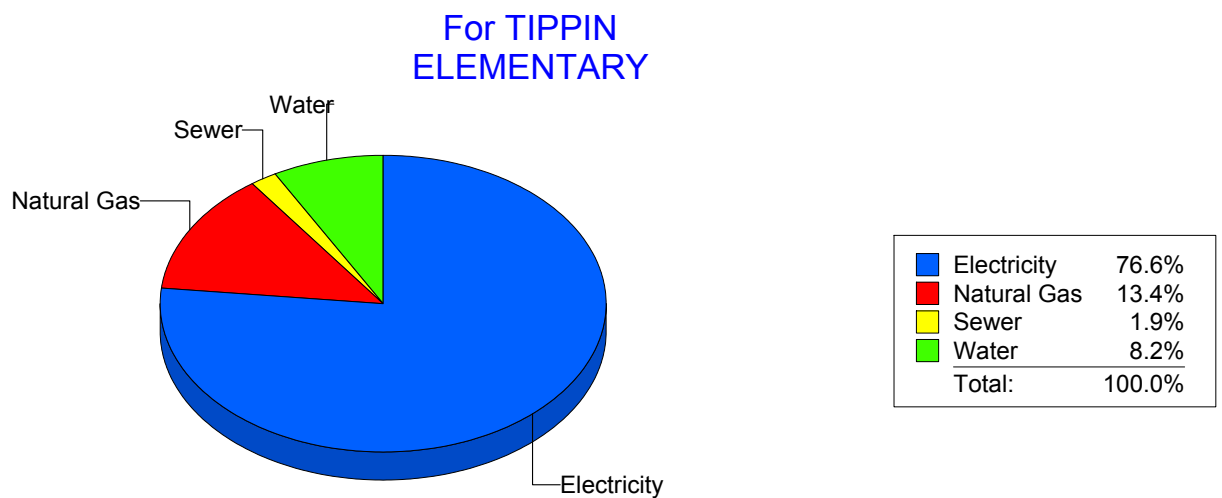
Cost Avoidance Program

Cost Summary Graph

Grouped by Energy Type

Energy Type	Use	Units	Total Cost	Avg Unit Cost	% of Total Cost
Site: TIPPIN - TIPPIN ELEMENTARY					
Electricity	59,520	KWH	\$7,972.88	0.1340	76.62%
Natural Gas	1,731	CCF	\$1,390.32	0.8032	13.36%
Water	178	CCF	\$848.18	4.7651	8.15%
Sewer	45	CCF	\$194.76	4.3280	1.87%

Total Cost: \$10,406.14



Filters: Cost Center Name Not Equal To DoNotReport; Site Name Not Equal To DoNotReport; Billing Period Equal To 200901

elpaso

Energy CAP

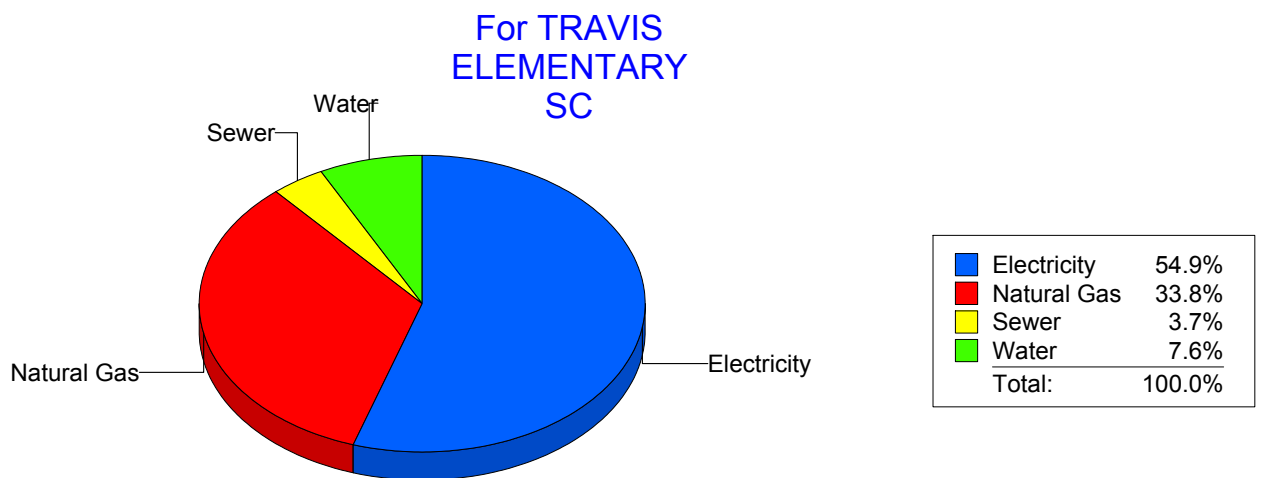
Cost Avoidance Program

Cost Summary Graph

Grouped by Energy Type

Energy Type	Use	Units	Total Cost	Avg Unit Cost	% of Total Cost
Site: TRAVIS ELEMENTARY SC - TRAVIS ELEMENTARY SC					
Electricity	27,365	KWH	\$3,659.51	0.1337	54.94%
Natural Gas	2,795	CCF	\$2,249.62	0.8049	33.78%
Water	149	CCF	\$507.52	3.4062	7.62%
Sewer	104	CCF	\$243.80	2.3442	3.66%

Total Cost: \$6,660.45



Filters: Cost Center Name Not Equal To DoNotReport; Site Name Not Equal To DoNotReport; Billing Period Equal To 200901

el Paso

Energy CAP

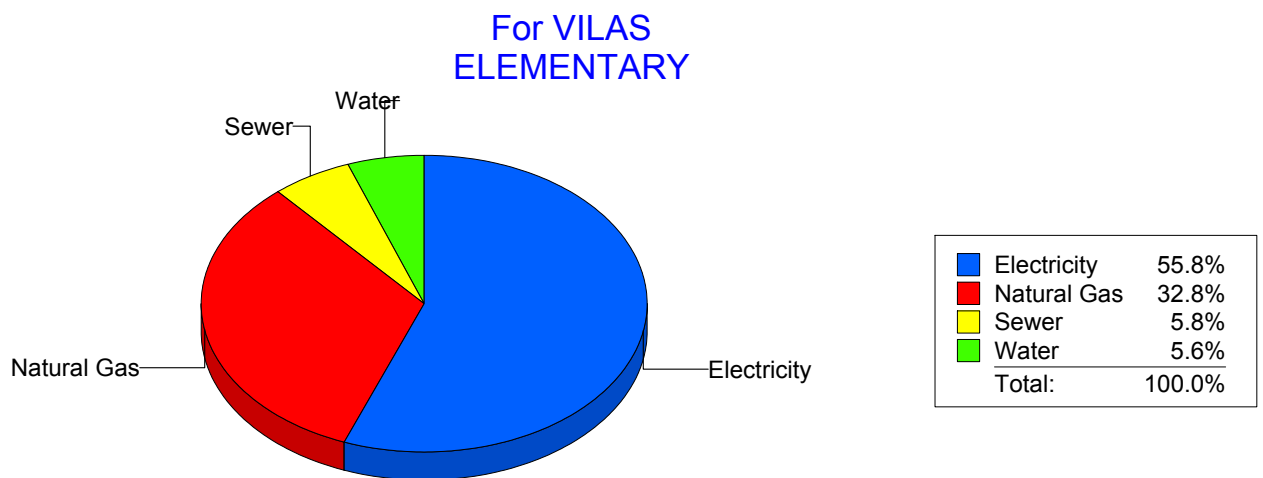
Cost Avoidance Program

Cost Summary Graph

Grouped by Energy Type

Energy Type	Use	Units	Total Cost	Avg Unit Cost	% of Total Cost
Site: VILAS ELEMENTARY - VILAS ELEMENTARY					
Electricity	24,605	KWH	\$3,635.97	0.1478	55.81%
Natural Gas	2,569	CCF	\$2,135.16	0.8311	32.78%
Water	72	CCF	\$367.43	5.1032	5.64%
Sewer	98	CCF	\$375.91	3.8358	5.77%

Total Cost: \$6,514.47



Filters: Cost Center Name Not Equal To DoNotReport; Site Name Not Equal To DoNotReport; Billing Period Equal To 200901

elpaso

Energy CAP

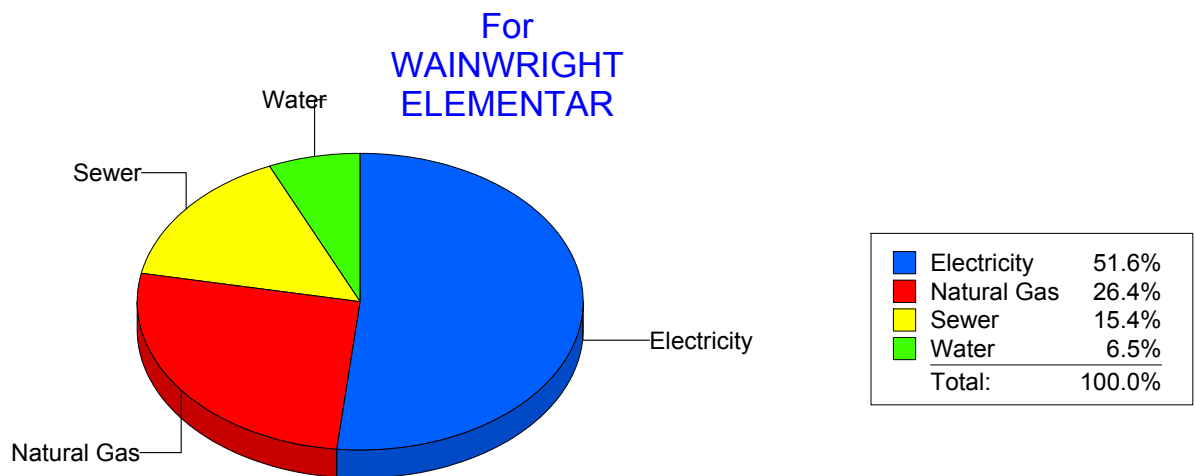
Cost Avoidance Program

Cost Summary Graph

Grouped by Energy Type

Energy Type	Use	Units	Total Cost	Avg Unit Cost	% of Total Cost
Site: WAINWRIGHT ELEMENTAR - WAINWRIGHT ELEMENTAR					
Electricity	7,754	KWH	\$1,404.11	0.1811	51.64%
Natural Gas	791	CCF	\$717.94	0.9076	26.40%
Water	29	CCF	\$178.01	6.1383	6.55%
Sewer	224	CCF	\$419.07	1.8708	15.41%

Total Cost: \$2,719.13



Filters: Cost Center Name Not Equal To DoNotReport; Site Name Not Equal To DoNotReport; Billing Period Equal To 200901

elpaso

Energy CAP

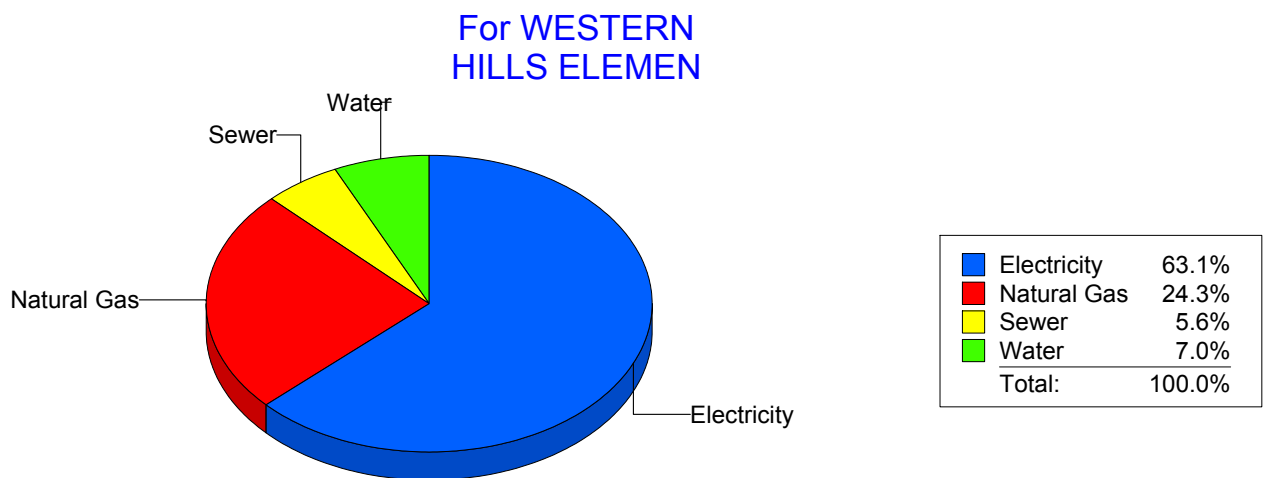
Cost Avoidance Program

Cost Summary Graph

Grouped by Energy Type

Energy Type	Use	Units	Total Cost	Avg Unit Cost	% of Total Cost
Site: WESTERN HILLS ELEMEN - WESTERN HILLS ELEMEN					
Electricity	23,760	KWH	\$4,453.85	0.1875	63.13%
Natural Gas	2,146	CCF	\$1,715.91	0.7996	24.32%
Water	121	CCF	\$493.05	4.0748	6.99%
Sewer	59	CCF	\$392.12	6.6461	5.56%

Total Cost: \$7,054.93



Filters: Cost Center Name Not Equal To DoNotReport; Site Name Not Equal To DoNotReport; Billing Period Equal To 200901

elpaso

Energy CAP

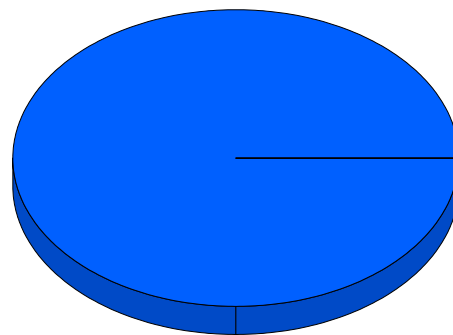
Cost Avoidance Program

Cost Summary Graph

Grouped by Energy Type

Energy Type	Use	Units	Total Cost	Avg Unit Cost	% of Total Cost
Site: WESTSIDE TRANSPORTAT - WESTSIDE TRANSPORTAT					
Electricity	1,058	KWH	\$205.93	0.1946	100.00%
Total Cost:			\$205.93		

For WESTSIDE
TRANSPORTAT



Electricity

■	Electricity	100.0%
	Total:	100.0%

Filters: Cost Center Name Not Equal To DoNotReport; Site Name Not Equal To DoNotReport; Billing Period Equal To 200901

elpaso

Energy CAP

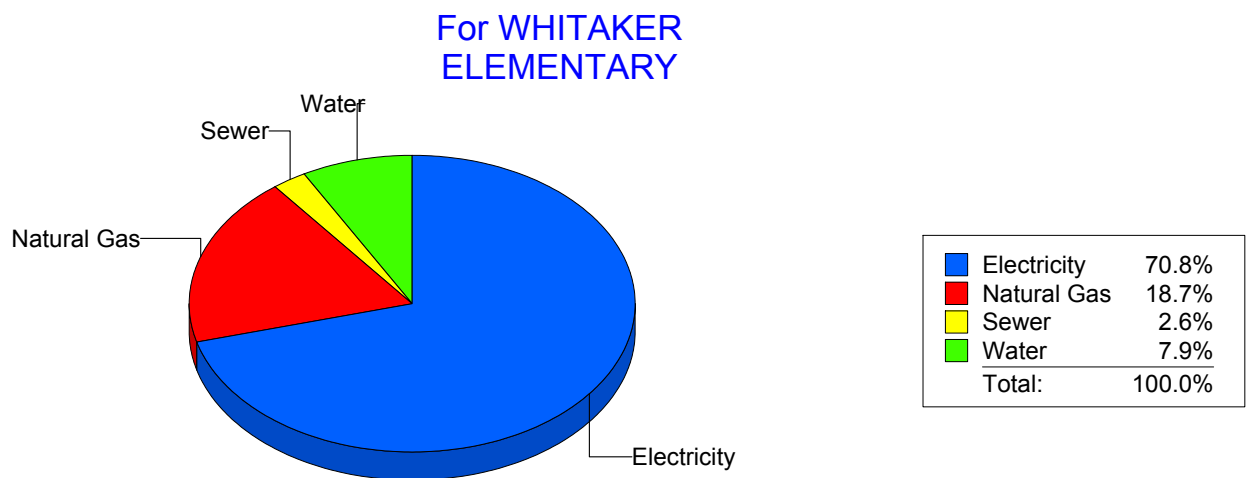
Cost Avoidance Program

Cost Summary Graph

Grouped by Energy Type

Energy Type	Use	Units	Total Cost	Avg Unit Cost	% of Total Cost
Site: WHITAKER ELEMENTARY - WHITAKER ELEMENTARY					
Electricity	61,080	KWH	\$8,246.30	0.1350	70.75%
Natural Gas	2,744	CCF	\$2,185.10	0.7963	18.75%
Water	364	CCF	\$925.21	2.5418	7.94%
Sewer	127	CCF	\$298.90	2.3535	2.56%

Total Cost: \$11,655.51



Filters: Cost Center Name Not Equal To DoNotReport; Site Name Not Equal To DoNotReport; Billing Period Equal To 200901

elpaso

Energy CAP

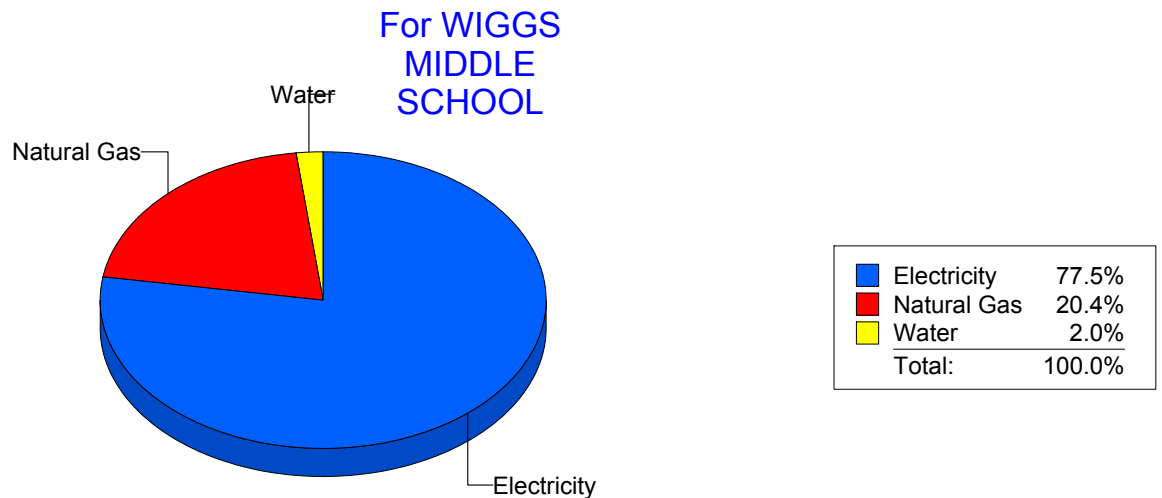
Cost Avoidance Program

Cost Summary Graph

Grouped by Energy Type

Energy Type	Use	Units	Total Cost	Avg Unit Cost	% of Total Cost
Site: WIGGS MIDDLE SCHOOL - WIGGS MIDDLE SCHOOL					
Electricity	51,980	KWH	\$7,423.40	0.1428	77.53%
Natural Gas	2,454	CCF	\$1,957.57	0.7977	20.45%
Water	0	CCF	\$193.48	0.0000	2.02%

Total Cost: \$9,574.45



Filters: Cost Center Name Not Equal To DoNotReport; Site Name Not Equal To DoNotReport; Billing Period Equal To 200901

elpaso

Energy CAP

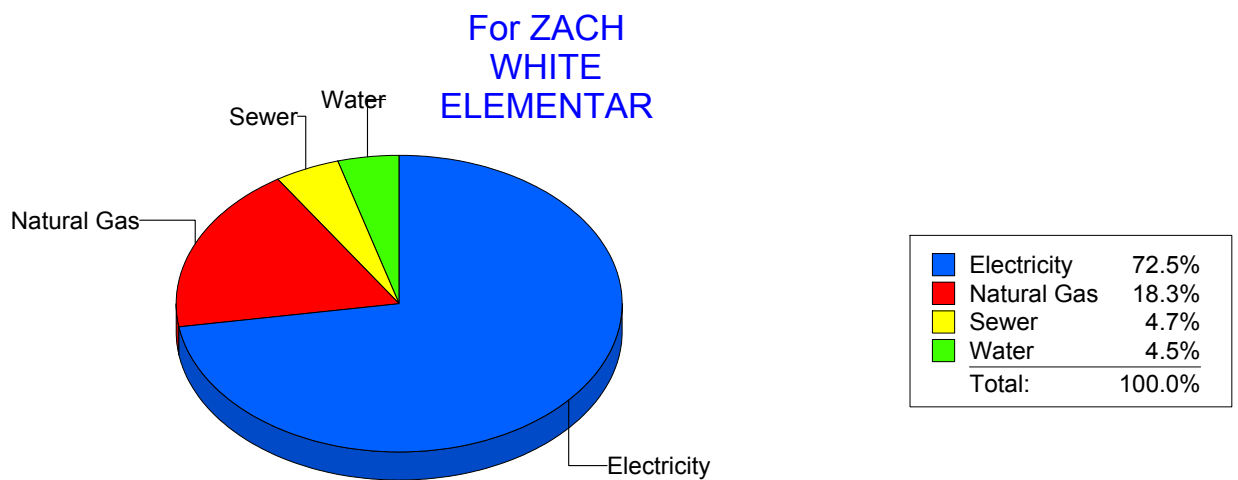
Cost Avoidance Program

Cost Summary Graph

Grouped by Energy Type

Energy Type	Use	Units	Total Cost	Avg Unit Cost	% of Total Cost
Site: ZACH WHITE ELEMENTAR - ZACH WHITE ELEMENTAR					
Electricity	39,300	KWH	\$6,387.23	0.1625	72.50%
Natural Gas	1,973	CCF	\$1,610.04	0.8160	18.27%
Water	44	CCF	\$398.71	9.0616	4.53%
Sewer	120	CCF	\$414.49	3.4541	4.70%

Total Cost: \$8,810.47



Filters: Cost Center Name Not Equal To DoNotReport; Site Name Not Equal To DoNotReport; Billing Period Equal To 200901

elpaso

Energy CAP

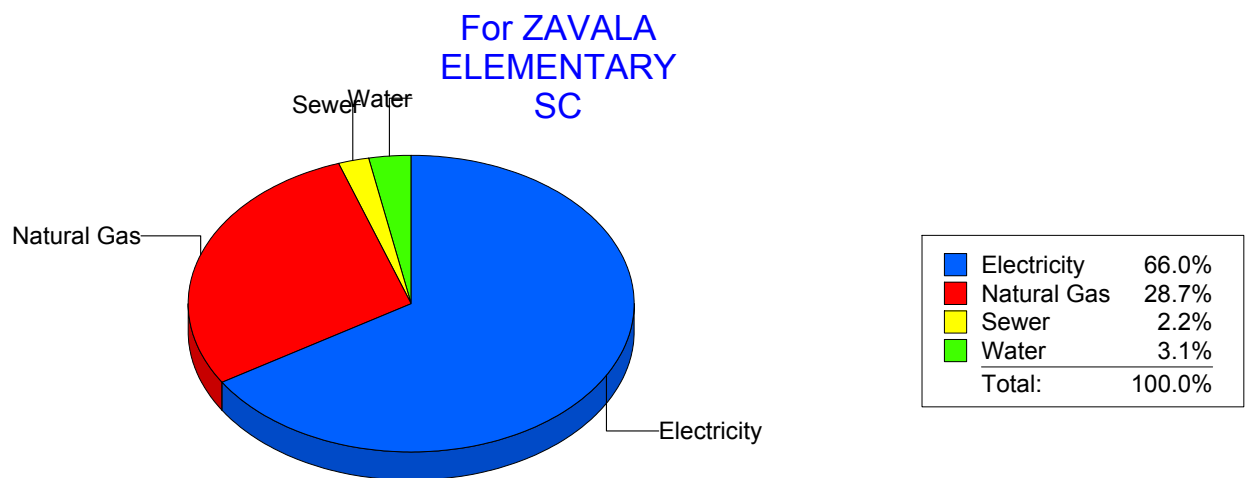
Cost Avoidance Program

Cost Summary Graph

Grouped by Energy Type

Energy Type	Use	Units	Total Cost	Avg Unit Cost	% of Total Cost
Site: ZAVALA ELEMENTARY SC - ZAVALA ELEMENTARY SC					
Electricity	27,000	KWH	\$3,679.99	0.1363	66.00%
Natural Gas	1,996	CCF	\$1,598.22	0.8007	28.66%
Water	33	CCF	\$173.11	5.2458	3.10%
Sewer	49	CCF	\$124.47	2.5402	2.23%

Total Cost: \$5,575.79



Filters: Cost Center Name Not Equal To DoNotReport; Site Name Not Equal To DoNotReport; Billing Period Equal To 200901

elpaso

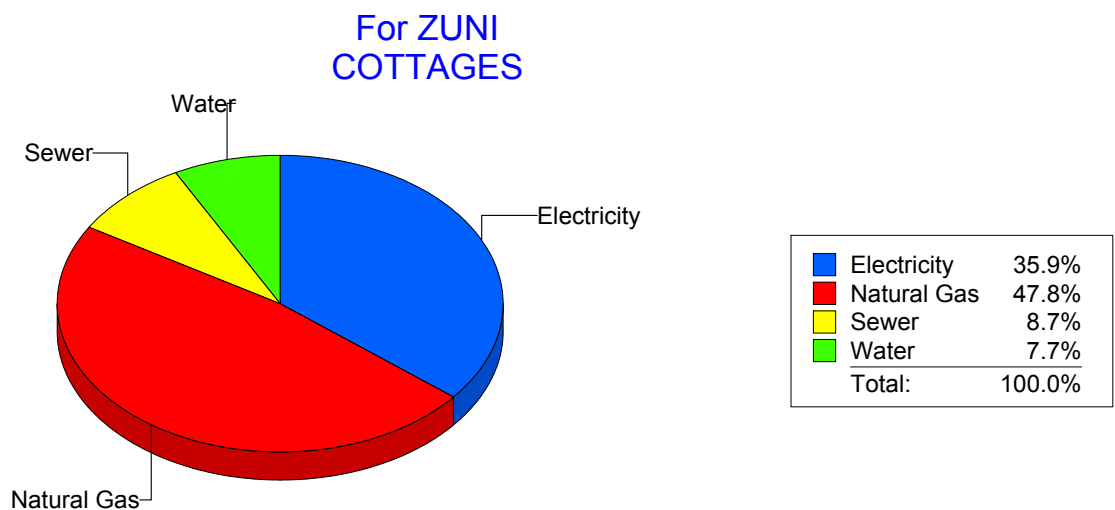
Energy CAP

Cost Avoidance Program

Cost Summary Graph

Grouped by Energy Type

Energy Type	Use	Units	Total Cost	Avg Unit Cost	% of Total Cost
Site: ZUNI COTTAGES - ZUNI COTTAGES					
Electricity		555 KWH	\$120.94	0.2179	35.94%
Natural Gas		136 CCF	\$160.71	1.1817	47.76%
Water		3 CCF	\$25.75	8.5833	7.65%
Sewer		7 CCF	\$29.11	4.1586	8.65%
Total Cost:			\$336.51		



Filters: Cost Center Name Not Equal To DoNotReport; Site Name Not Equal To DoNotReport; Billing Period Equal To 200901

elpaso

Energy CAP

Cost Avoidance Program

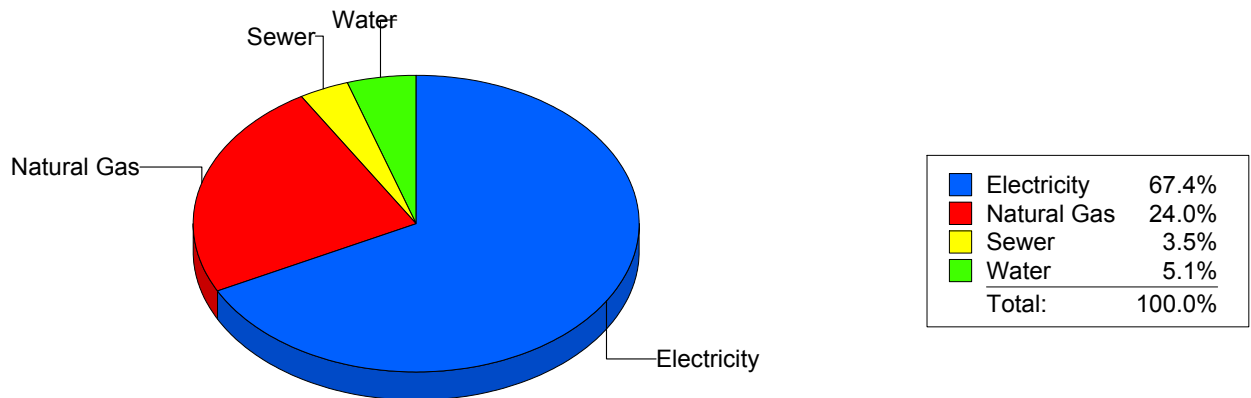
Cost Summary Graph

Grouped by Energy Type

Energy Type	Use	Units	Total Cost	Avg Unit Cost	% of Total Cost
All Sites					
Electricity	5,232,320	KWH	\$727,335.92	0.1390	67.41%
Natural Gas	324,517	CCF	\$259,107.11	0.7984	24.02%
Water	19,761	CCF	\$55,201.71	2.7935	5.12%
Sewer	17,721	CCF	\$37,259.46	2.1026	3.45%

Total Cost: \$1,078,904.20

For All Sites



Filters: Cost Center Name Not Equal To DoNotReport; Site Name Not Equal To DoNotReport; Billing Period Equal To 200901