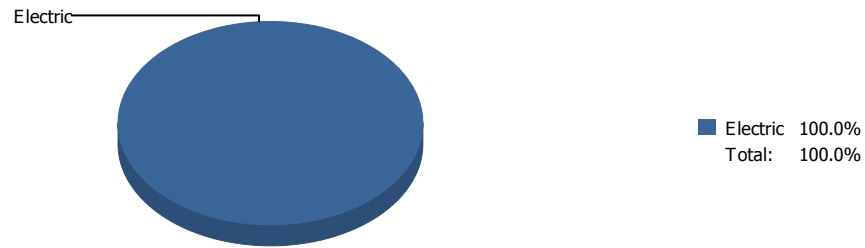
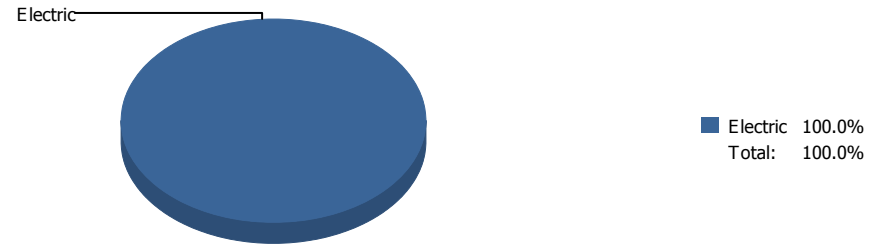


Energy

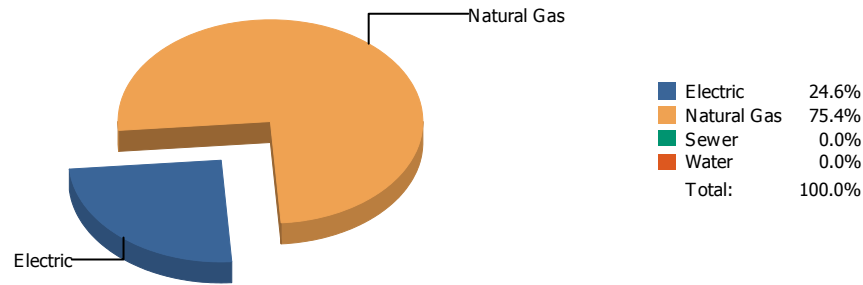


Cost

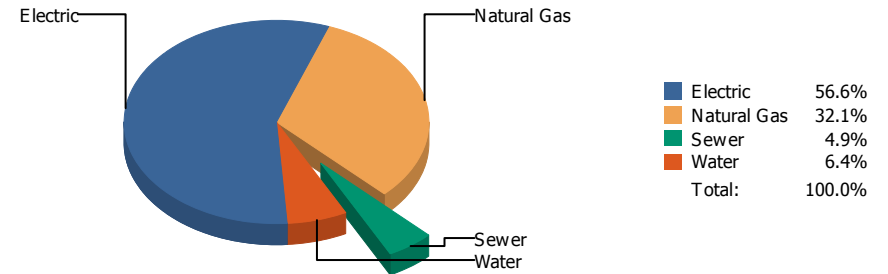


Commodity	Common Use	Energy Use	Energy Use / Area	Total Cost	Cost / Unit	Cost / Area
Place: [ALAMO] ALAMO 101 [BUILDING]						
Area: 58,978 SqFt						
Billing Period: Mar 2018						
ELECTRIC	1,200.00 kWh	4,096 KBtu	0.069 KBtu/SqFt	\$153.96	\$0.128 /kWh	\$0.003 /SqFt
Totals:		4,096 KBtu	0.069 KBtu/SqFt	\$153.96		

Energy

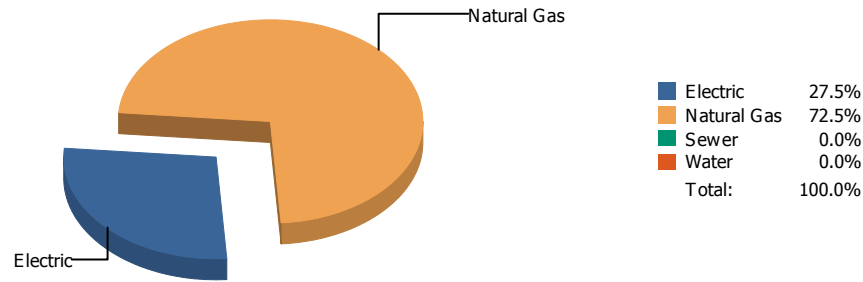


Cost

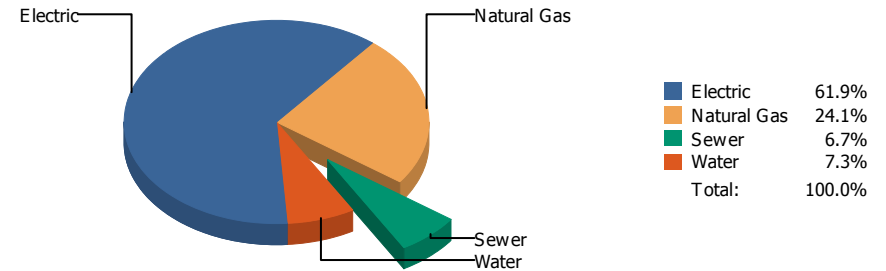


Commodity	Common Use	Energy Use	Energy Use / Area	Total Cost	Cost / Unit	Cost / Area
Place: [ALTA] ALTA VISTA 102 [BUILDING]						
Area: 68,463 SqFt						
Billing Period: Mar 2018						
ELECTRIC	22,950.00 kWh	78,328 KBtu	1.144 KBtu/SqFt	\$2,778.81	\$0.121 /kWh	\$0.041 /SqFt
NATURALGAS	2,331.00 CCF	240,093 KBtu	3.507 KBtu/SqFt	\$1,577.56	\$0.677 /CCF	\$0.023 /SqFt
SEWER	77.00 CCF			\$240.34	\$3.121 /CCF	\$0.004 /SqFt
WATER	84.00 CCF			\$312.18	\$3.716 /CCF	\$0.005 /SqFt
Totals:		318,421 KBtu	4.651 KBtu/SqFt	\$4,908.89		

Energy

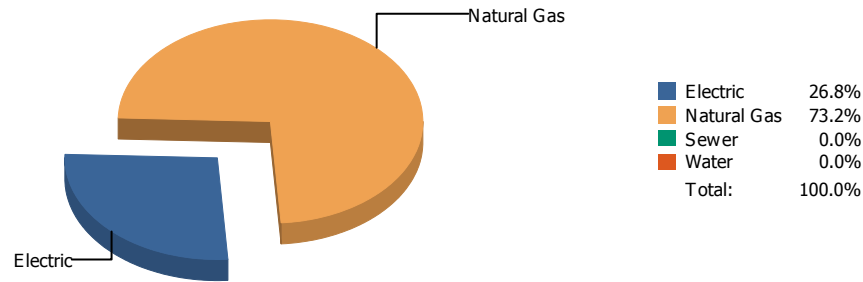


Cost

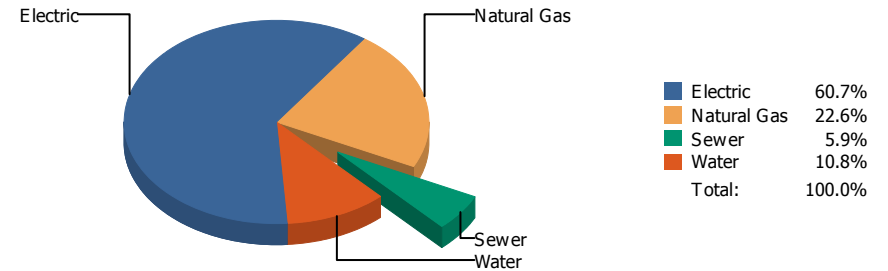


Commodity	Common Use	Energy Use	Energy Use / Area	Total Cost	Cost / Unit	Cost / Area
Place: [ADDRESS] ADDRESS 001 [BUILDING]						
Area: 266,968 SqFt						
Billing Period: Mar 2018						
ELECTRIC	91,962.00 kWh	313,866 KBtu	1.176 KBtu/SqFt	\$12,661.20	\$0.138 /kWh	\$0.047 /SqFt
NATURALGAS	8,044.00 CCF	828,532 KBtu	3.103 KBtu/SqFt	\$4,939.27	\$0.614 /CCF	\$0.018 /SqFt
SEWER	608.00 CCF			\$1,367.46	\$2.249 /CCF	\$0.005 /SqFt
WATER	591.00 CCF			\$1,486.53	\$2.515 /CCF	\$0.006 /SqFt
Totals:		1,142,398 KBtu	4.279 KBtu/SqFt	\$20,454.46		

Energy

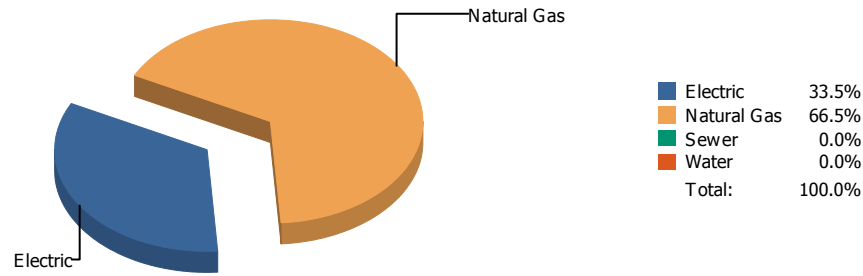


Cost

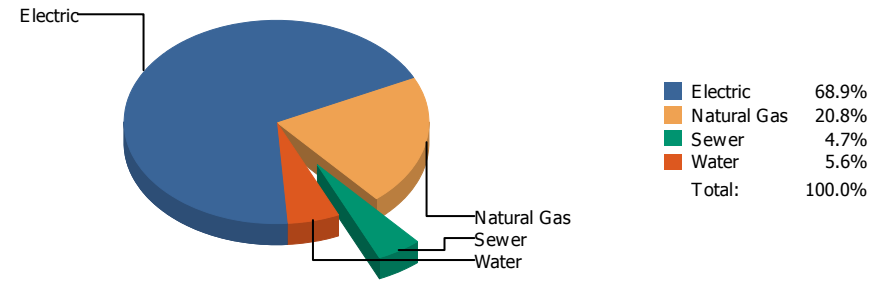


Commodity	Common Use	Energy Use	Energy Use / Area	Total Cost	Cost / Unit	Cost / Area
Place: [AOY] AOY 103 [BUILDING]						
Area: 105,486 SqFt						
Billing Period: Mar 2018						
ELECTRIC	36,229.00 kWh	123,650 KBtu	1.172 KBtu/SqFt	\$5,759.94	\$0.159 /kWh	\$0.055 /SqFt
NATURALGAS	3,280.00 CCF	337,840 KBtu	3.203 KBtu/SqFt	\$2,142.03	\$0.653 /CCF	\$0.020 /SqFt
SEWER	88.00 CCF			\$559.77	\$6.361 /CCF	\$0.005 /SqFt
WATER	140.00 CCF			\$1,027.30	\$7.338 /CCF	\$0.010 /SqFt
Totals:		461,490 KBtu	4.375 KBtu/SqFt	\$9,489.04		

Energy

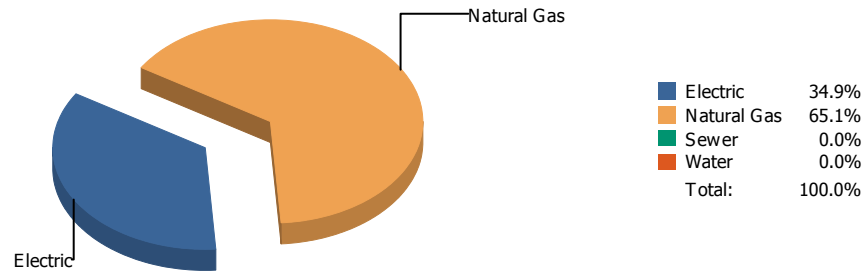


Cost

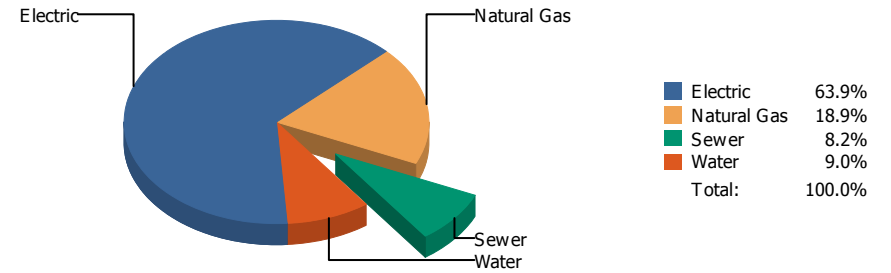


Commodity	Common Use	Energy Use	Energy Use / Area	Total Cost	Cost / Unit	Cost / Area
Place: [ARMENDARIZ_1] ARMENDARIZ MIDDLE SCHOOL [BUILDING]						
Area: 133,779 SqFt						
Billing Period: Mar 2018						
ELECTRIC	69,500.00 kWh	237,204 KBtu	1.773 KBtu/SqFt	\$9,023.24	\$0.130 /kWh	\$0.067 /SqFt
NATURALGAS	4,576.00 CCF	471,328 KBtu	3.523 KBtu/SqFt	\$2,727.85	\$0.596 /CCF	\$0.020 /SqFt
SEWER	156.00 CCF			\$615.52	\$3.946 /CCF	\$0.005 /SqFt
WATER	173.00 CCF			\$729.66	\$4.218 /CCF	\$0.005 /SqFt
Totals:		708,532 KBtu	5.296 KBtu/SqFt	\$13,096.27		

Energy

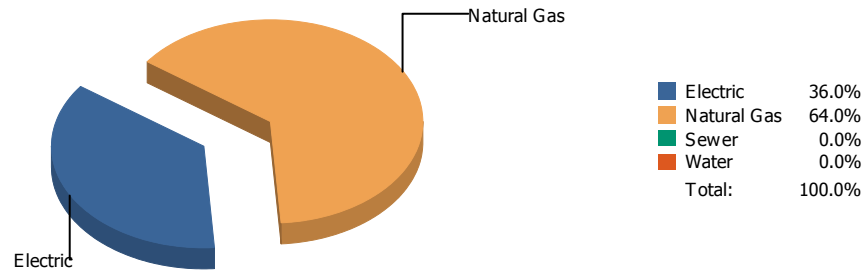


Cost

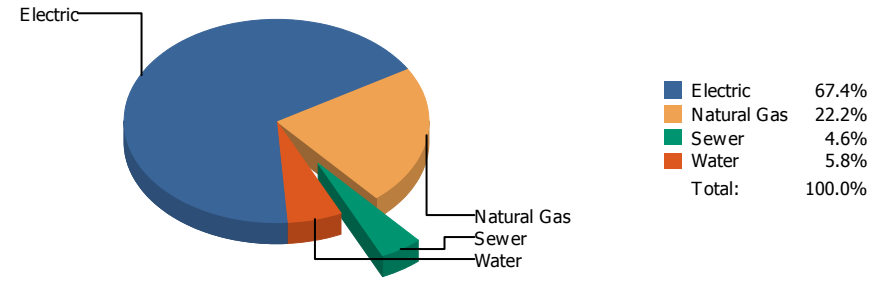


Commodity	Common Use	Energy Use	Energy Use / Area	Total Cost	Cost / Unit	Cost / Area
Place: [AUSTIN] AUSTIN 002 [BUILDING]						
Area: 269,216 SqFt						
Billing Period: Mar 2018						
ELECTRIC	119,039.00 kWh	406,280 KBtu	1.509 KBtu/SqFt	\$15,445.47	\$0.130 /kWh	\$0.057 /SqFt
NATURALGAS	7,344.00 CCF	756,432 KBtu	2.810 KBtu/SqFt	\$4,563.90	\$0.621 /CCF	\$0.017 /SqFt
SEWER	608.00 CCF			\$1,982.94	\$3.261 /CCF	\$0.007 /SqFt
WATER	468.00 CCF			\$2,164.36	\$4.625 /CCF	\$0.008 /SqFt
Totals:		1,162,712 KBtu	4.319 KBtu/SqFt	\$24,156.67		

Energy

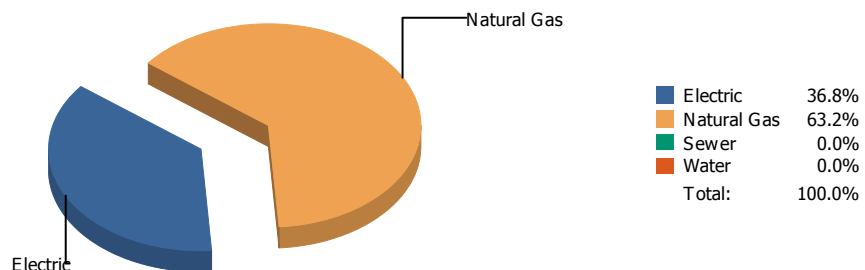


Cost

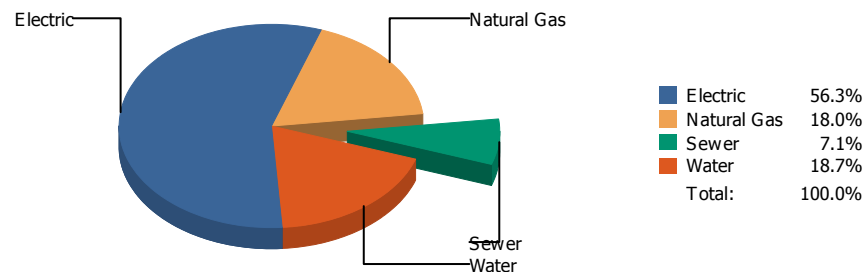


Commodity	Common Use	Energy Use	Energy Use / Area	Total Cost	Cost / Unit	Cost / Area
Place: [BARRON ELEMENTARY] Barron Elementary 165 [BUILDING]						
Area: 87,818 SqFt						
Billing Period: Mar 2018						
ELECTRIC	59,843.00 kWh	204,244 KBtu	2.326 KBtu/SqFt	\$6,843.70	\$0.114 /kWh	\$0.078 /SqFt
NATURALGAS	3,518.00 CCF	362,354 KBtu	4.126 KBtu/SqFt	\$2,250.53	\$0.640 /CCF	\$0.026 /SqFt
SEWER	61.00 CCF			\$468.90	\$7.687 /CCF	\$0.005 /SqFt
WATER	61.00 CCF			\$587.84	\$9.637 /CCF	\$0.006 /SqFt
Totals:		566,598 KBtu	6.452 KBtu/SqFt	\$10,150.97		

Energy

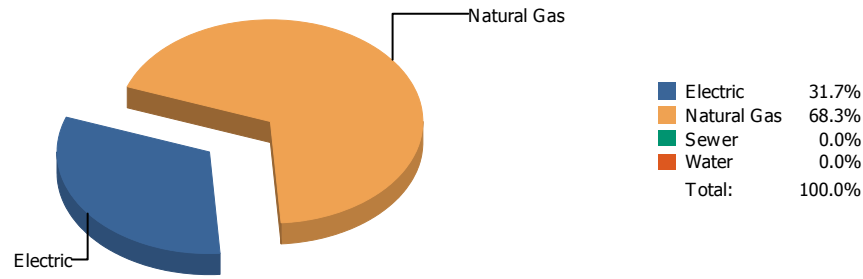


Cost

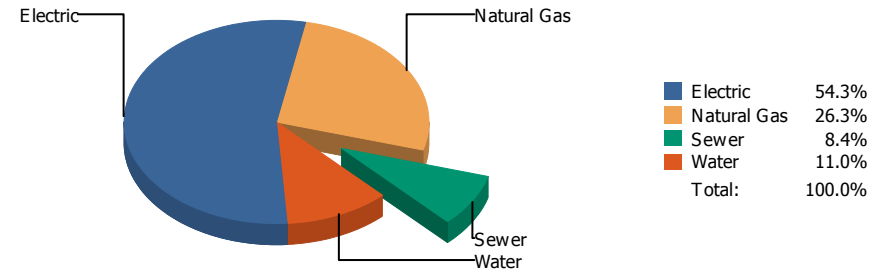


Commodity	Common Use	Energy Use	Energy Use / Area	Total Cost	Cost / Unit	Cost / Area
Place: [BASSETT] BASSETT 049 [BUILDING]						
Area: 174,250 SqFt						
Billing Period: Mar 2018						
ELECTRIC	60,386.00 kWh	206,097 KBtu	1.183 KBtu/SqFt	\$6,938.47	\$0.115 /kWh	\$0.040 /SqFt
NATURALGAS	3,436.00 CCF	353,908 KBtu	2.031 KBtu/SqFt	\$2,214.02	\$0.644 /CCF	\$0.013 /SqFt
SEWER	352.00 CCF			\$878.50	\$2.496 /CCF	\$0.005 /SqFt
WATER	625.00 CCF			\$2,302.06	\$3.683 /CCF	\$0.013 /SqFt
Totals:		560,005 KBtu	3.214 KBtu/SqFt	\$12,333.05		

Energy

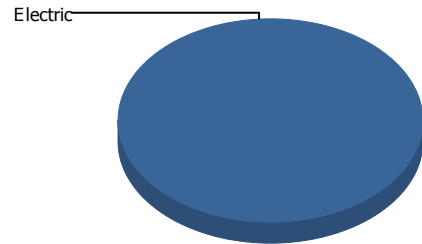


Cost



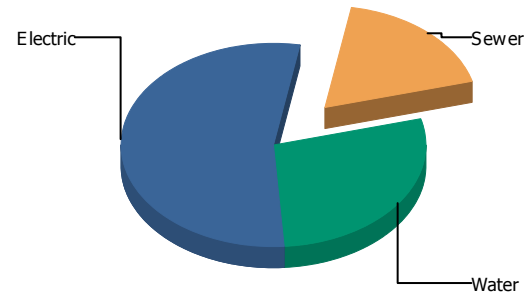
Commodity	Common Use	Energy Use	Energy Use / Area	Total Cost	Cost / Unit	Cost / Area
Place: [BEALL] BEALL 104 [BUILDING]						
Area: 74,454 SqFt						
Billing Period: Mar 2018						
ELECTRIC	23,962.00 kWh	81,782 KBtu	1.098 KBtu/SqFt	\$2,562.27	\$0.107 /kWh	\$0.034 /SqFt
NATURALGAS	1,707.00 CCF	175,821 KBtu	2.361 KBtu/SqFt	\$1,243.14	\$0.728 /CCF	\$0.017 /SqFt
SEWER	99.00 CCF			\$395.27	\$3.993 /CCF	\$0.005 /SqFt
WATER	141.00 CCF			\$519.03	\$3.681 /CCF	\$0.007 /SqFt
Totals:		257,603 KBtu	3.460 KBtu/SqFt	\$4,719.71		

Energy



■ Electric 100.0%
 ■ Sewer 0.0%
 ■ Water 0.0%
 Total: 100.0%

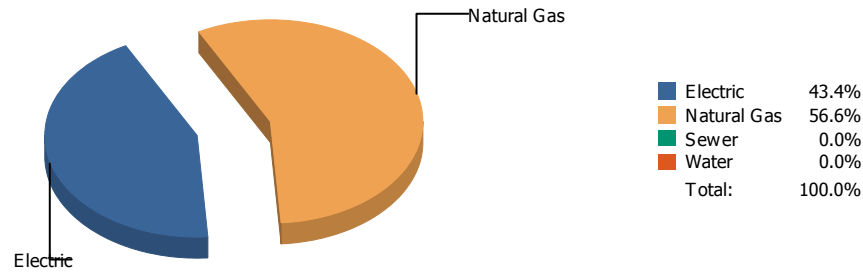
Cost



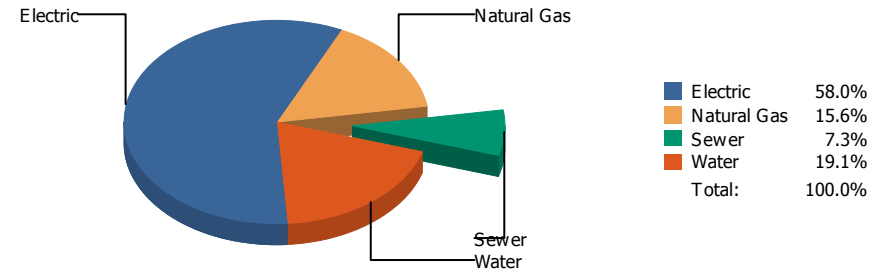
■ Electric 53.9%
 ■ Sewer 18.0%
 ■ Water 28.1%
 Total: 100.0%

Commodity	Common Use	Energy Use	Energy Use / Area	Total Cost	Cost / Unit	Cost / Area
Place: [BLISS] BLISS 105 [BUILDING]						
Area: 78,820 SqFt						
Billing Period: Mar 2018						
ELECTRIC	23,987.00 kWh	81,868 KBtu	1.039 KBtu/SqFt	\$3,054.53	\$0.127 /kWh	\$0.039 /SqFt
SEWER	426.00 CCF			\$1,019.84	\$2.394 /CCF	\$0.013 /SqFt
WATER	640.00 CCF			\$1,591.88	\$2.487 /CCF	\$0.020 /SqFt
Totals:		81,868 KBtu	1.039 KBtu/SqFt	\$5,666.25		

Energy

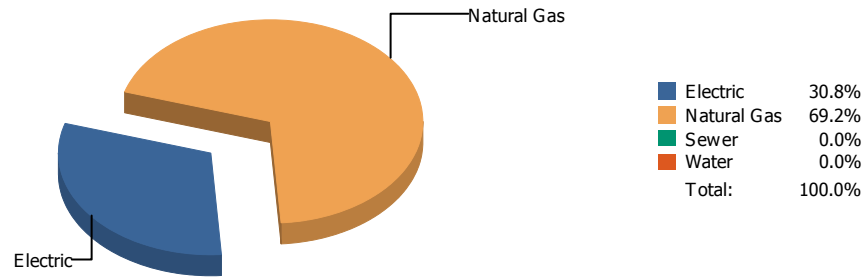


Cost

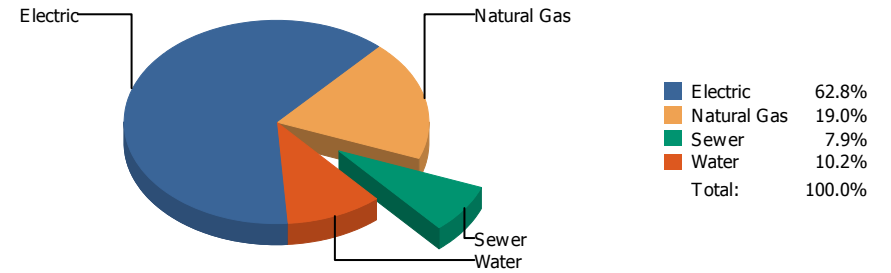


Commodity	Common Use	Energy Use	Energy Use / Area	Total Cost	Cost / Unit	Cost / Area
Place: [BOND_2] BOND 160 [BUILDING]						
Area: 89,988 SqFt						
Billing Period: Mar 2018						
ELECTRIC	31,967.00 kWh	109,103 KBtu	1.212 KBtu/SqFt	\$3,879.70	\$0.121 /kWh	\$0.043 /SqFt
NATURALGAS	1,384.00 CCF	142,552 KBtu	1.584 KBtu/SqFt	\$1,044.96	\$0.755 /CCF	\$0.012 /SqFt
SEWER	98.00 CCF			\$486.63	\$4.966 /CCF	\$0.005 /SqFt
WATER	294.00 CCF			\$1,275.80	\$4.339 /CCF	\$0.014 /SqFt
Totals:		251,655 KBtu	2.797 KBtu/SqFt	\$6,687.09		

Energy

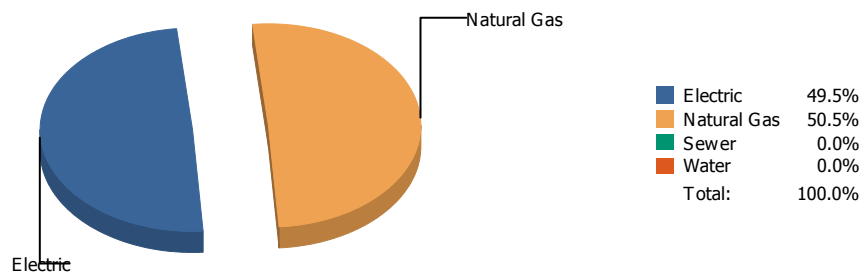


Cost

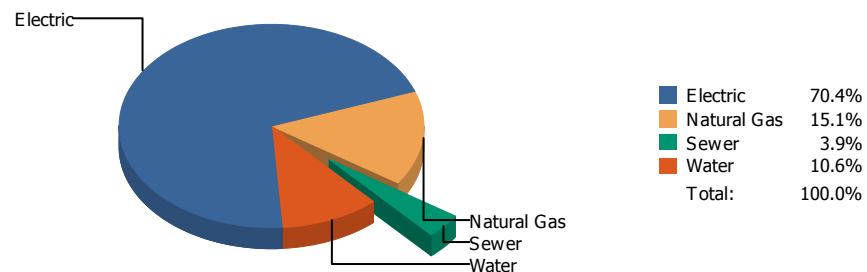


Commodity	Common Use	Energy Use	Energy Use / Area	Total Cost	Cost / Unit	Cost / Area
Place: [BONHAM] BONHAM 106 [BUILDING]						
Area: 53,522 SqFt						
Billing Period: Mar 2018						
ELECTRIC	22,964.00 kWh	78,376 KBtu	1.464 KBtu/SqFt	\$3,679.98	\$0.160 /kWh	\$0.069 /SqFt
NATURALGAS	1,708.00 CCF	175,924 KBtu	3.287 KBtu/SqFt	\$1,113.27	\$0.652 /CCF	\$0.021 /SqFt
SEWER	147.00 CCF			\$463.31	\$3.152 /CCF	\$0.009 /SqFt
WATER	192.00 CCF			\$600.23	\$3.126 /CCF	\$0.011 /SqFt
Totals:		254,300 KBtu	4.751 KBtu/SqFt	\$5,856.79		

Energy

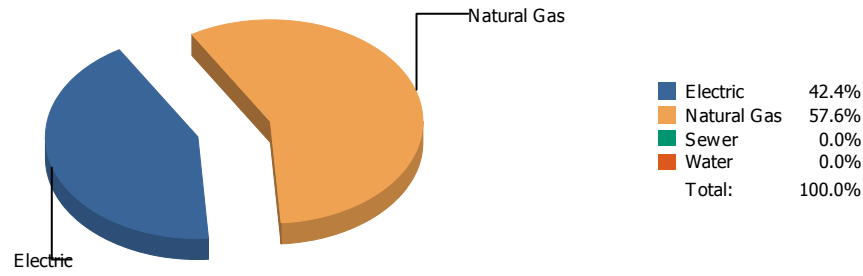


Cost

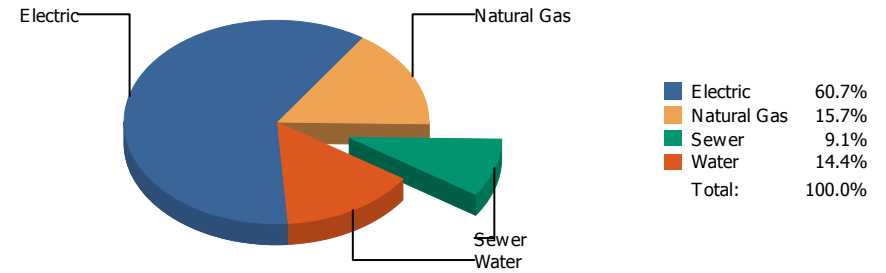


Commodity	Common Use	Energy Use	Energy Use / Area	Total Cost	Cost / Unit	Cost / Area
Place: [BOWIE] BOWIE 003 [BUILDING]						
Area: 282,931 SqFt						
Billing Period: Mar 2018						
ELECTRIC	295,959.00 kWh	1,010,108 KBtu	3.570 KBtu/SqFt	\$27,968.48	\$0.095 /kWh	\$0.099 /SqFt
NATURALGAS	9,993.00 CCF	1,029,279 KBtu	3.638 KBtu/SqFt	\$5,995.24	\$0.600 /CCF	\$0.021 /SqFt
SEWER	482.00 CCF			\$1,537.63	\$3.190 /CCF	\$0.005 /SqFt
WATER	1,425.00 CCF			\$4,208.87	\$2.954 /CCF	\$0.015 /SqFt
Totals:		2,039,387 KBtu	7.208 KBtu/SqFt	\$39,710.22		

Energy

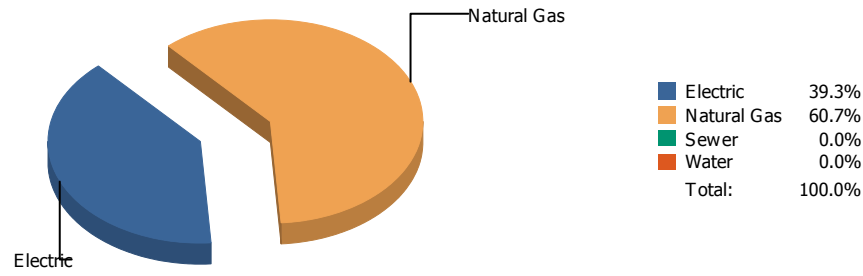


Cost

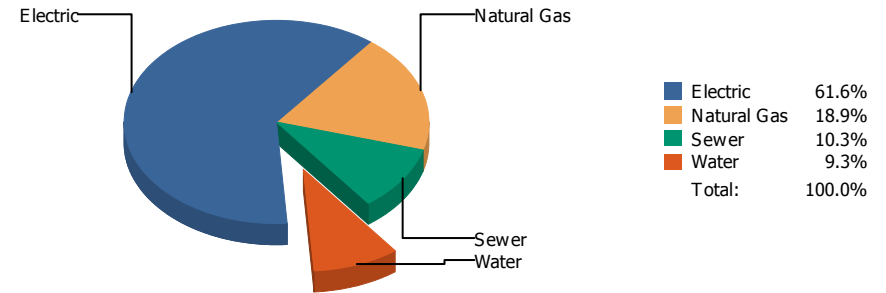


Commodity	Common Use	Energy Use	Energy Use / Area	Total Cost	Cost / Unit	Cost / Area
Place: [BRADLEY] BRADLEY 158 [BUILDING]						
Area: 59,142 SqFt						
Billing Period: Mar 2018						
ELECTRIC	25,700.00 kWh	87,714 KBtu	1.483 KBtu/SqFt	\$3,039.65	\$0.118 /kWh	\$0.051 /SqFt
NATURALGAS	1,156.00 CCF	119,068 KBtu	2.013 KBtu/SqFt	\$788.74	\$0.682 /CCF	\$0.013 /SqFt
SEWER	73.00 CCF			\$456.99	\$6.260 /CCF	\$0.008 /SqFt
WATER	181.00 CCF			\$723.27	\$3.996 /CCF	\$0.012 /SqFt
Totals:		206,782 KBtu	3.496 KBtu/SqFt	\$5,008.65		

Energy

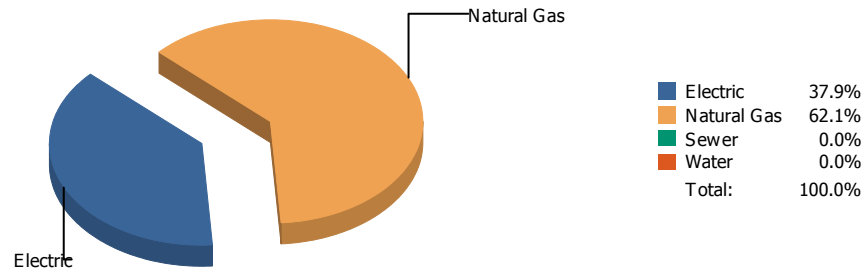


Cost

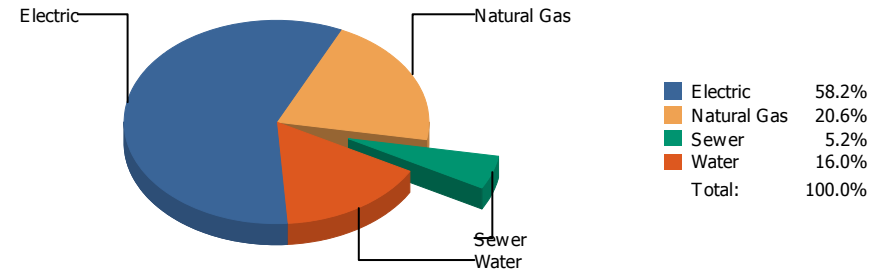


Commodity	Common Use	Energy Use	Energy Use / Area	Total Cost	Cost / Unit	Cost / Area
Place: [BROWN] BROWN MIDDLE SCHOOL 056 [BUILDING]						
Area: 173,263 SqFt						
Billing Period: Mar 2018						
ELECTRIC	100,200.00 kWh	341,983 KBtu	1.974 KBtu/SqFt	\$9,896.85	\$0.099 /kWh	\$0.057 /SqFt
NATURALGAS	5,118.00 CCF	527,154 KBtu	3.043 KBtu/SqFt	\$3,035.16	\$0.593 /CCF	\$0.018 /SqFt
SEWER	697.00 CCF			\$1,648.83	\$2.366 /CCF	\$0.010 /SqFt
WATER	512.00 CCF			\$1,489.40	\$2.909 /CCF	\$0.009 /SqFt
Totals:		869,137 KBtu	5.016 KBtu/SqFt	\$16,070.24		

Energy

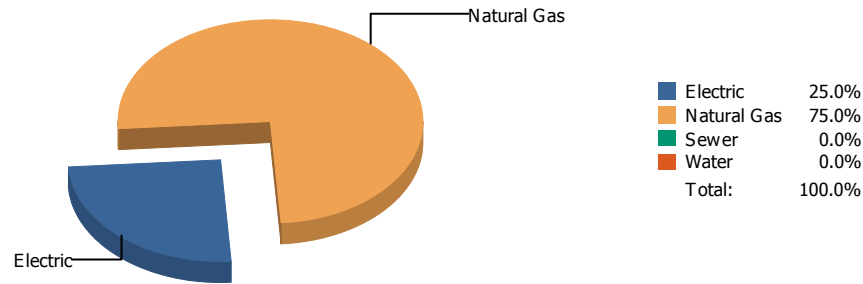


Cost

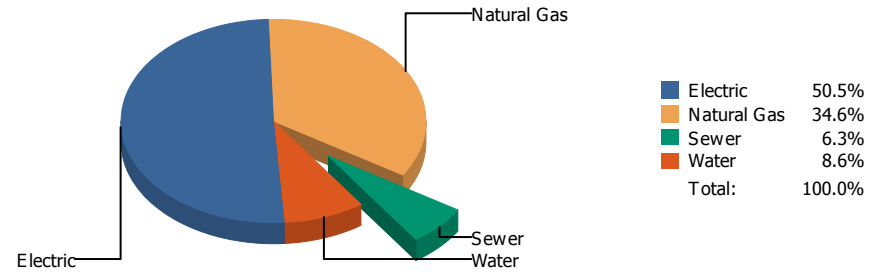


Commodity	Common Use	Energy Use	Energy Use / Area	Total Cost	Cost / Unit	Cost / Area
Place: [BURGES] BURGES 004 [BUILDING]						
Area: 241,219 SqFt						
Billing Period: Mar 2018						
ELECTRIC	113,550.00 kWh	387,546 KBtu	1.607 KBtu/SqFt	\$11,056.78	\$0.097 /kWh	\$0.045 /SqFt
NATURALGAS	6,160.00 CCF	634,480 KBtu	2.630 KBtu/SqFt	\$3,923.68	\$0.637 /CCF	\$0.016 /SqFt
SEWER	247.00 CCF			\$995.51	\$4.030 /CCF	\$0.004 /SqFt
WATER	611.00 CCF			\$3,032.51	\$4.963 /CCF	\$0.012 /SqFt
Totals:		1,022,026 KBtu	4.237 KBtu/SqFt	\$19,008.48		

Energy

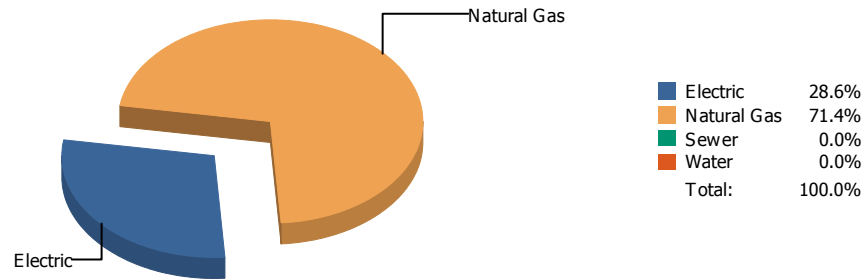


Cost

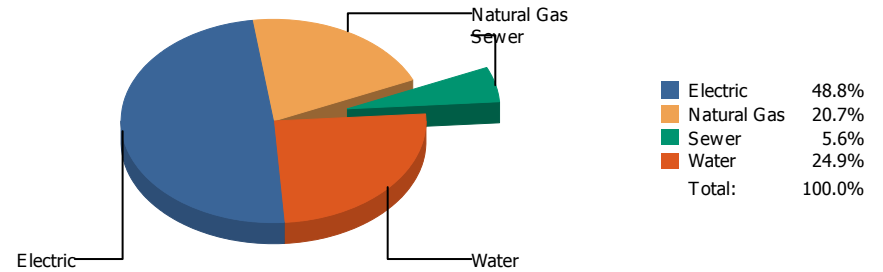


Commodity	Common Use	Energy Use	Energy Use / Area	Total Cost	Cost / Unit	Cost / Area
Place: [BURLESON] BURLESON 107 [BUILDING]						
Area: 73,772 SqFt						
Billing Period: Mar 2018						
ELECTRIC	24,495.00 kWh	83,601 KBtu	1.133 KBtu/SqFt	\$2,613.25	\$0.107 /kWh	\$0.035 /SqFt
NATURALGAS	2,439.00 CCF	251,217 KBtu	3.405 KBtu/SqFt	\$1,790.37	\$0.734 /CCF	\$0.024 /SqFt
SEWER	73.00 CCF			\$325.97	\$4.465 /CCF	\$0.004 /SqFt
WATER	157.00 CCF			\$444.76	\$2.833 /CCF	\$0.006 /SqFt
Totals:		334,818 KBtu	4.539 KBtu/SqFt	\$5,174.35		

Energy

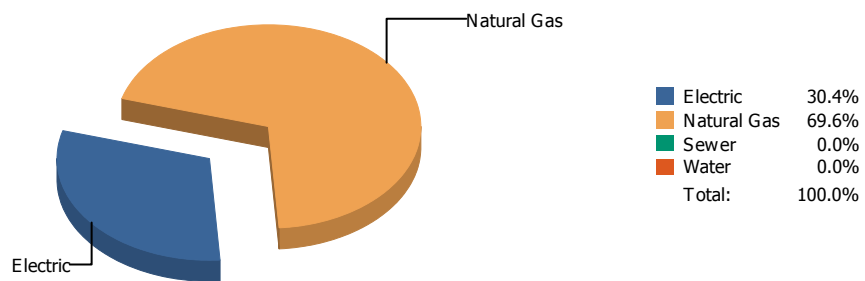


Cost

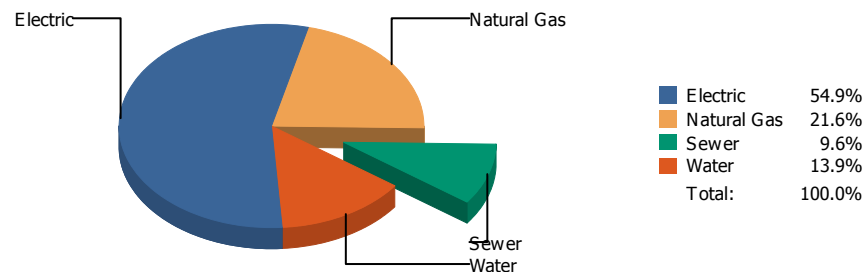


Commodity	Common Use	Energy Use	Energy Use / Area	Total Cost	Cost / Unit	Cost / Area
Place: [BURNET] BURNET 108 [BUILDING]						
Area: 50,520 SqFt						
Billing Period: Mar 2018						
ELECTRIC	21,039.00 kWh	71,806 KBtu	1.421 KBtu/SqFt	\$2,932.31	\$0.139 /kWh	\$0.058 /SqFt
NATURALGAS	1,738.00 CCF	179,014 KBtu	3.543 KBtu/SqFt	\$1,245.53	\$0.717 /CCF	\$0.025 /SqFt
SEWER	78.00 CCF			\$335.52	\$4.302 /CCF	\$0.007 /SqFt
WATER	369.00 CCF			\$1,500.25	\$4.066 /CCF	\$0.030 /SqFt
Totals:		250,820 KBtu	4.965 KBtu/SqFt	\$6,013.61		

Energy

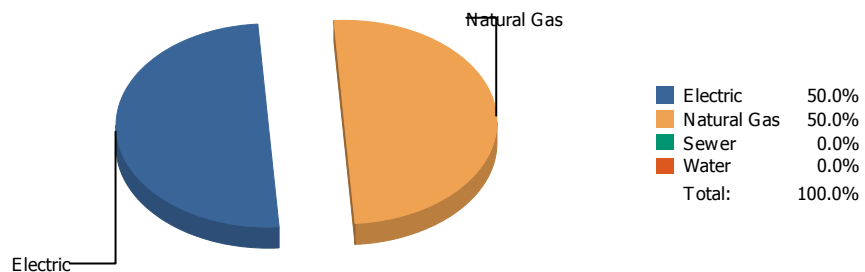


Cost

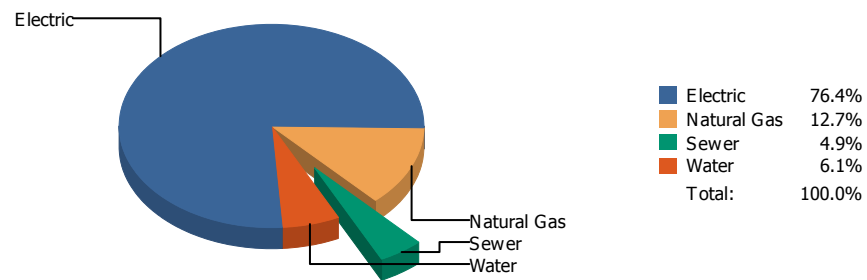


Commodity	Common Use	Energy Use	Energy Use / Area	Total Cost	Cost / Unit	Cost / Area
Place: [CANYON HILLS] CANYON HILLS 043 [BUILDING]						
Area: 133,149 SqFt						
Billing Period: Mar 2018						
ELECTRIC	51,790.00 kWh	176,759 KBtu	1.328 KBtu/SqFt	\$6,339.65	\$0.122 /kWh	\$0.047 /SqFt
NATURALGAS	3,924.00 CCF	404,172 KBtu	3.035 KBtu/SqFt	\$2,491.58	\$0.635 /CCF	\$0.019 /SqFt
SEWER	250.00 CCF			\$1,112.62	\$4.450 /CCF	\$0.008 /SqFt
WATER	412.00 CCF			\$1,600.86	\$3.886 /CCF	\$0.012 /SqFt
Totals:		580,931 KBtu	4.363 KBtu/SqFt	\$11,544.71		

Energy

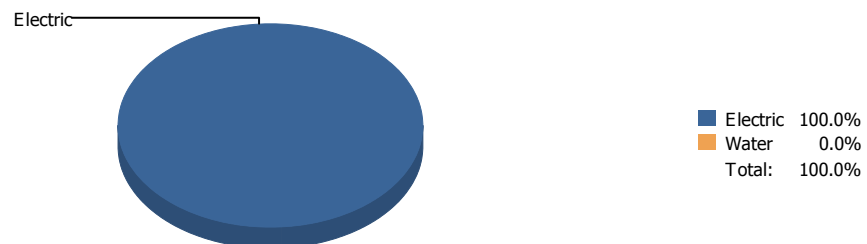


Cost

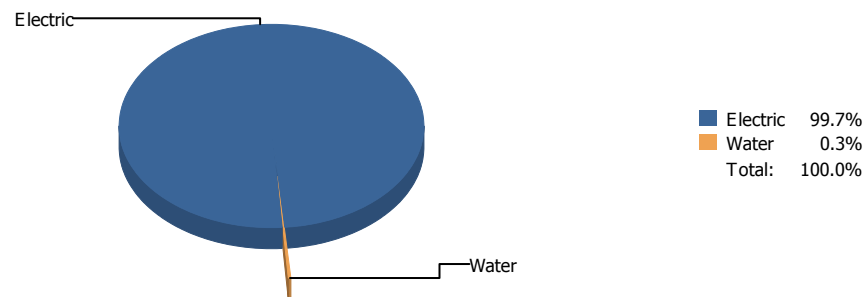


Commodity	Common Use	Energy Use	Energy Use / Area	Total Cost	Cost / Unit	Cost / Area
Place: [CAREER] CAREER AND TECHNOLOGY [BUILDING]						
Area: 146,485 SqFt						
Billing Period: Mar 2018						
ELECTRIC	76,244.00 kWh	260,221 KBtu	1.776 KBtu/SqFt	\$9,423.45	\$0.124 /kWh	\$0.064 /SqFt
NATURALGAS	2,522.00 CCF	259,766 KBtu	1.773 KBtu/SqFt	\$1,563.27	\$0.620 /CCF	\$0.011 /SqFt
SEWER	167.00 CCF			\$599.28	\$3.589 /CCF	\$0.004 /SqFt
WATER	198.00 CCF			\$746.53	\$3.770 /CCF	\$0.005 /SqFt
Totals:		519,987 KBtu	3.550 KBtu/SqFt	\$12,332.53		

Energy

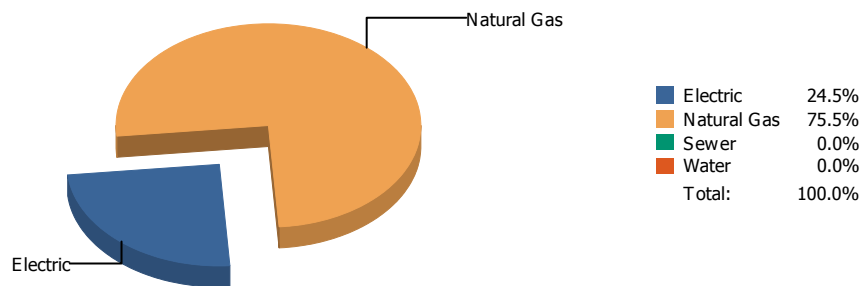


Cost

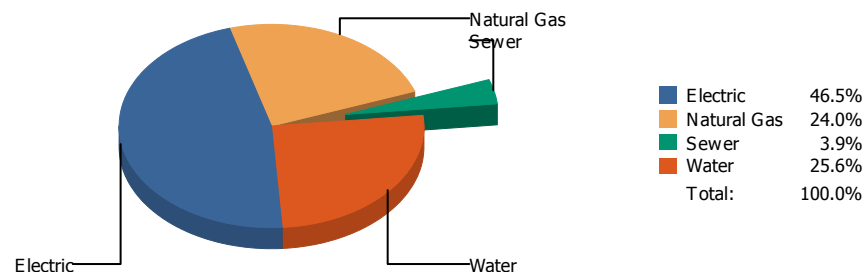


Commodity	Common Use	Energy Use	Energy Use / Area	Total Cost	Cost / Unit	Cost / Area
Place: [CHAPIN] CHAPIN 012 [BUILDING]						
Area: 273,727 SqFt						
Billing Period: Mar 2018						
ELECTRIC	259,412.00 kWh	885,373 KBtu	3.235 KBtu/SqFt	\$30,388.86	\$0.117 /kWh	\$0.111 /SqFt
WATER	6.00 CCF			\$101.88	\$16.980 /CCF	\$0.000 /SqFt
Totals:		885,373 KBtu	3.235 KBtu/SqFt	\$30,490.74		

Energy

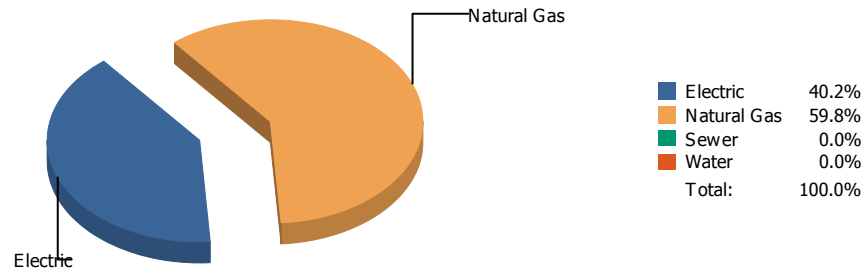


Cost

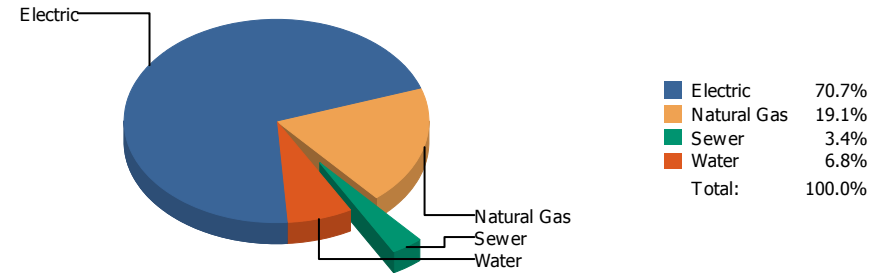


Commodity	Common Use	Energy Use	Energy Use / Area	Total Cost	Cost / Unit	Cost / Area
Place: [CHARLES] H.E. CHARLES 045 [BUILDING]						
Area: 107,867 SqFt						
Billing Period: Mar 2018						
ELECTRIC	59,622.00 kWh	203,490 KBtu	1.886 KBtu/SqFt	\$7,201.61	\$0.121 /kWh	\$0.067 /SqFt
NATURALGAS	6,077.00 CCF	625,931 KBtu	5.803 KBtu/SqFt	\$3,705.79	\$0.610 /CCF	\$0.034 /SqFt
SEWER	149.00 CCF			\$602.15	\$4.041 /CCF	\$0.006 /SqFt
WATER	718.00 CCF			\$3,962.32	\$5.519 /CCF	\$0.037 /SqFt
Totals:		829,421 KBtu	7.689 KBtu/SqFt	\$15,471.87		

Energy

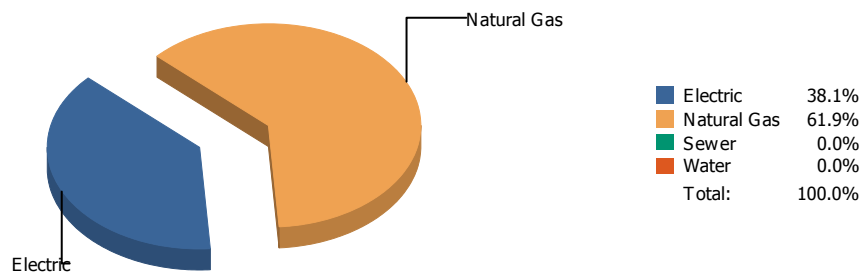


Cost

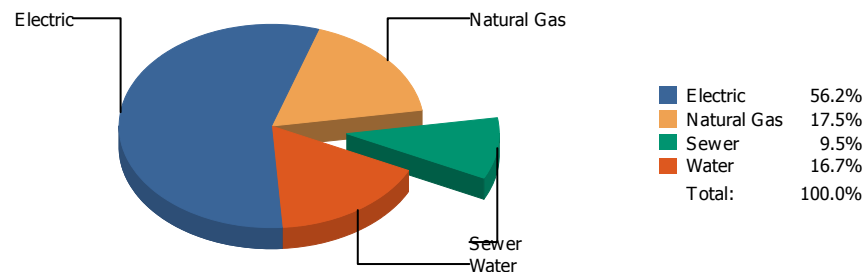


Commodity	Common Use	Energy Use	Energy Use / Area	Total Cost	Cost / Unit	Cost / Area
Place: [CIELO VI] CIELO VISTA 151 [BUILDING]						
Area: 66,034 SqFt						
Billing Period: Mar 2018						
ELECTRIC	54,680.00 kWh	186,623 KBtu	2.826 KBtu/SqFt	\$6,719.54	\$0.123 /kWh	\$0.102 /SqFt
NATURALGAS	2,697.00 CCF	277,791 KBtu	4.207 KBtu/SqFt	\$1,812.62	\$0.672 /CCF	\$0.027 /SqFt
SEWER	61.00 CCF			\$322.69	\$5.290 /CCF	\$0.005 /SqFt
WATER	129.00 CCF			\$647.97	\$5.023 /CCF	\$0.010 /SqFt
Totals:		464,414 KBtu	7.033 KBtu/SqFt	\$9,502.82		

Energy

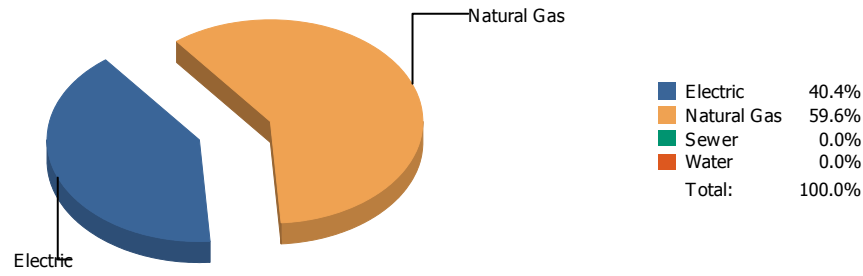


Cost

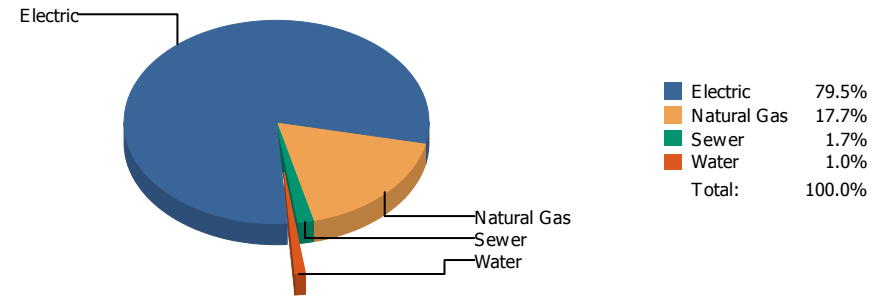


Commodity	Common Use	Energy Use	Energy Use / Area	Total Cost	Cost / Unit	Cost / Area
Place: [CLARDY] CLARDY 109 [BUILDING]						
Area: 70,700 SqFt						
Billing Period: Mar 2018						
ELECTRIC	29,062.00 kWh	99,189 KBtu	1.403 KBtu/SqFt	\$3,722.91	\$0.128 /kWh	\$0.052 /SqFt
NATURALGAS	1,566.00 CCF	161,298 KBtu	2.281 KBtu/SqFt	\$1,157.60	\$0.739 /CCF	\$0.016 /SqFt
SEWER	174.00 CCF			\$631.79	\$3.631 /CCF	\$0.009 /SqFt
WATER	336.00 CCF			\$1,106.37	\$3.293 /CCF	\$0.016 /SqFt
Totals:		260,487 KBtu	3.684 KBtu/SqFt	\$6,618.67		

Energy

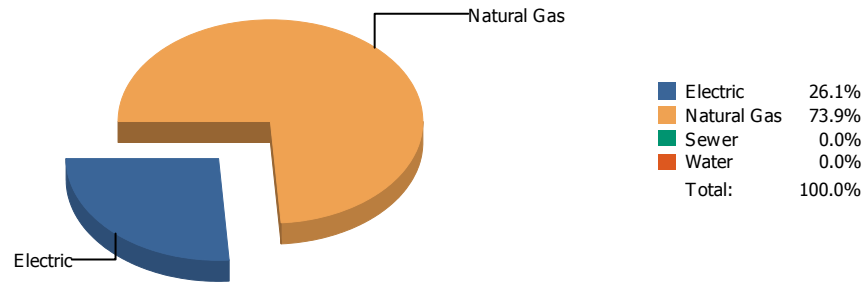


Cost

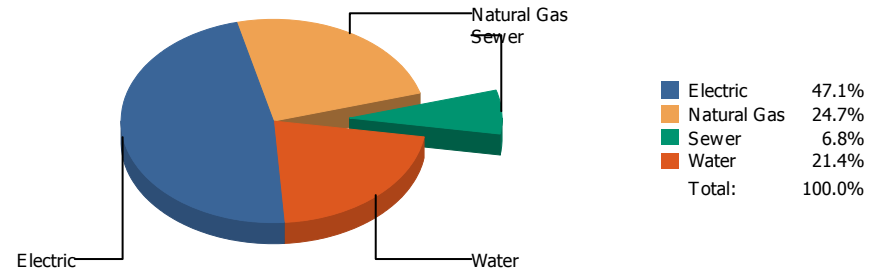


Commodity	Common Use	Energy Use	Energy Use / Area	Total Cost	Cost / Unit	Cost / Area
Place: [CLENDENIN] CLENDENIN 149 [BUILDING]						
Area: 62,721 SqFt						
Billing Period: Mar 2018						
ELECTRIC	30,934.00 kWh	105,578 KBtu	1.683 KBtu/SqFt	\$4,440.11	\$0.144 /kWh	\$0.071 /SqFt
NATURALGAS	1,511.00 CCF	155,633 KBtu	2.481 KBtu/SqFt	\$990.01	\$0.655 /CCF	\$0.016 /SqFt
SEWER	1.00 CCF			\$95.18	\$95.180 /CCF	\$0.002 /SqFt
WATER	1.00 CCF			\$57.89	\$57.890 /CCF	\$0.001 /SqFt
Totals:		261,211 KBtu	4.165 KBtu/SqFt	\$5,583.19		

Energy

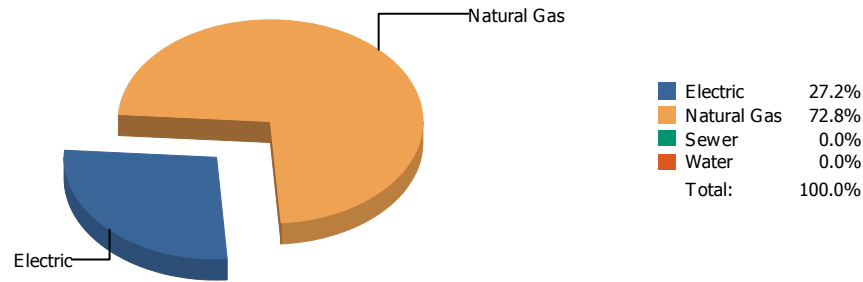


Cost

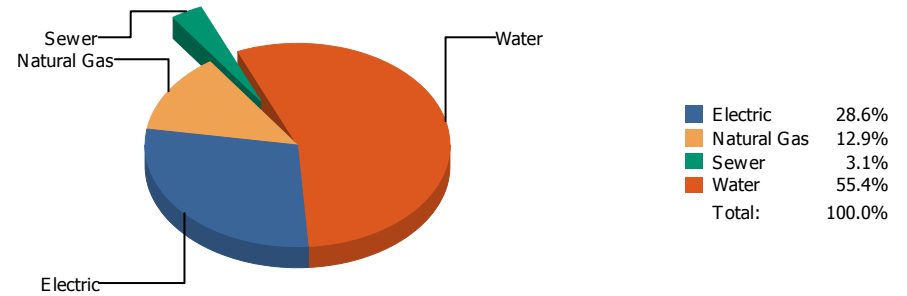


Commodity	Common Use	Energy Use	Energy Use / Area	Total Cost	Cost / Unit	Cost / Area
Place: [COLDWELL] COLDWELL 110 [BUILDING]						
Area: 67,310 SqFt						
Billing Period: Mar 2018						
ELECTRIC	23,149.00 kWh	79,008 KBtu	1.174 KBtu/SqFt	\$3,079.60	\$0.133 /kWh	\$0.046 /SqFt
NATURALGAS	2,174.00 CCF	223,922 KBtu	3.327 KBtu/SqFt	\$1,614.57	\$0.743 /CCF	\$0.024 /SqFt
SEWER	97.00 CCF			\$445.94	\$4.597 /CCF	\$0.006 /SqFt
WATER	216.00 CCF			\$1,398.88	\$6.476 /CCF	\$0.021 /SqFt
Totals:		302,930 KBtu	4.501 KBtu/SqFt	\$6,538.99		

Energy

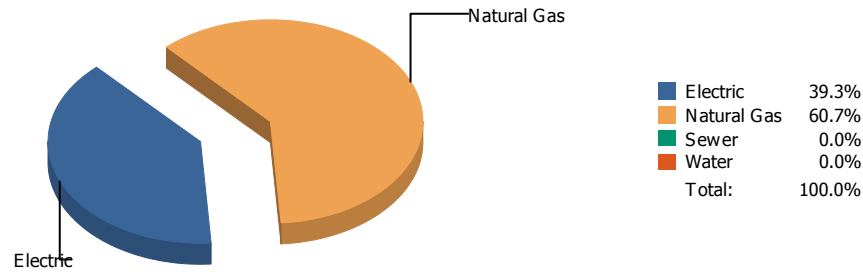


Cost

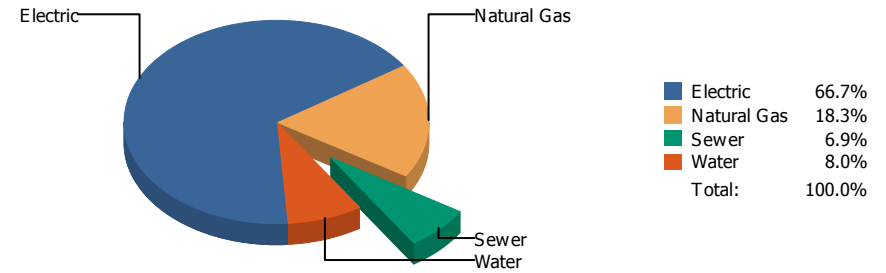


Commodity	Common Use	Energy Use	Energy Use / Area	Total Cost	Cost / Unit	Cost / Area
Place: [COLLINS] COLLINS 142 [BUILDING]						
Area: 81,245 SqFt						
Billing Period: Mar 2018						
ELECTRIC	40,657.00 kWh	138,762 KBtu	1.708 KBtu/SqFt	\$5,114.09	\$0.126 /kWh	\$0.063 /SqFt
NATURALGAS	3,599.00 CCF	370,697 KBtu	4.563 KBtu/SqFt	\$2,299.83	\$0.639 /CCF	\$0.028 /SqFt
SEWER	180.00 CCF			\$549.98	\$3.055 /CCF	\$0.007 /SqFt
WATER	1,559.00 CCF			\$9,890.09	\$6.344 /CCF	\$0.122 /SqFt
Totals:		509,459 KBtu	6.271 KBtu/SqFt	\$17,853.99		

Energy

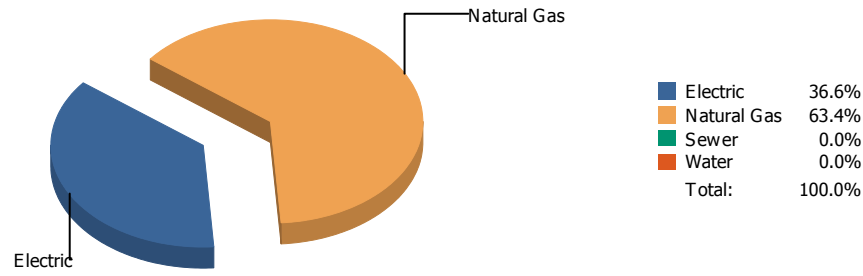


Cost

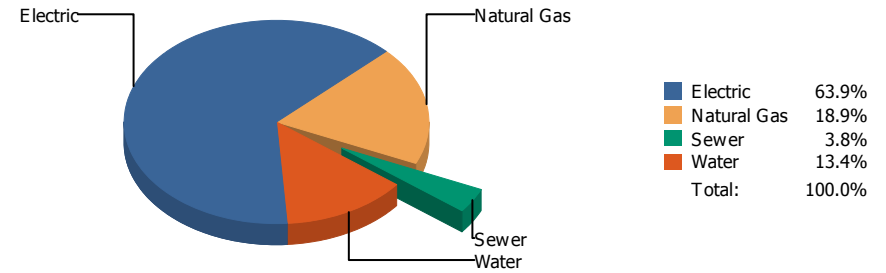


Commodity	Common Use	Energy Use	Energy Use / Area	Total Cost	Cost / Unit	Cost / Area
Place: [COOLEY] COOLEY 111 [BUILDING]						
Area: 95,590 SqFt						
Billing Period: Mar 2018						
ELECTRIC	65,000.00 kWh	221,845 KBtu	2.321 KBtu/SqFt	\$7,902.61	\$0.122 /kWh	\$0.083 /SqFt
NATURALGAS	3,330.00 CCF	342,990 KBtu	3.588 KBtu/SqFt	\$2,174.01	\$0.653 /CCF	\$0.023 /SqFt
SEWER	137.00 CCF			\$821.79	\$5.998 /CCF	\$0.008 /SqFt
WATER	197.00 CCF			\$950.76	\$4.826 /CCF	\$0.010 /SqFt
Totals:		564,835 KBtu	5.909 KBtu/SqFt	\$11,849.17		

Energy

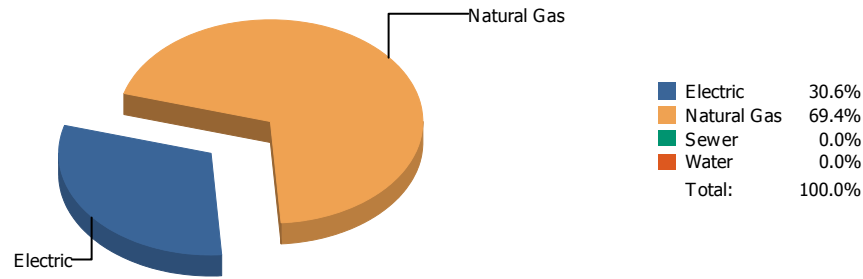


Cost

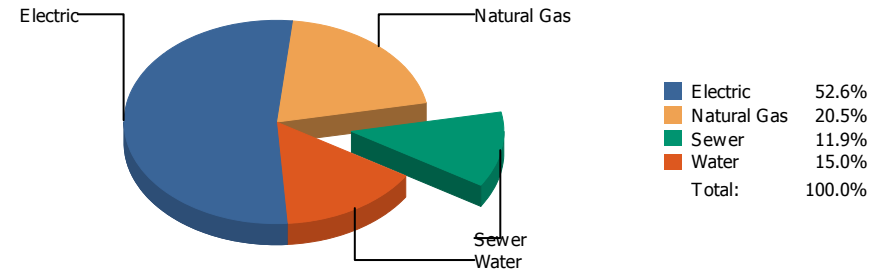


Commodity	Common Use	Energy Use	Energy Use / Area	Total Cost	Cost / Unit	Cost / Area
Place: [CORONADO] CORONADO 005 [BUILDING]						
Area: 406,757 SqFt						
Billing Period: Mar 2018						
ELECTRIC	208,727.00 kWh	712,385 KBtu	1.751 KBtu/SqFt	\$23,799.92	\$0.114 /kWh	\$0.058 /SqFt
NATURALGAS	11,978.00 CCF	1,233,734 KBtu	3.033 KBtu/SqFt	\$7,047.55	\$0.588 /CCF	\$0.017 /SqFt
SEWER	504.00 CCF			\$1,418.89	\$2.815 /CCF	\$0.003 /SqFt
WATER	1,897.00 CCF			\$4,984.63	\$2.628 /CCF	\$0.012 /SqFt
Totals:		1,946,119 KBtu	4.784 KBtu/SqFt	\$37,250.99		

Energy

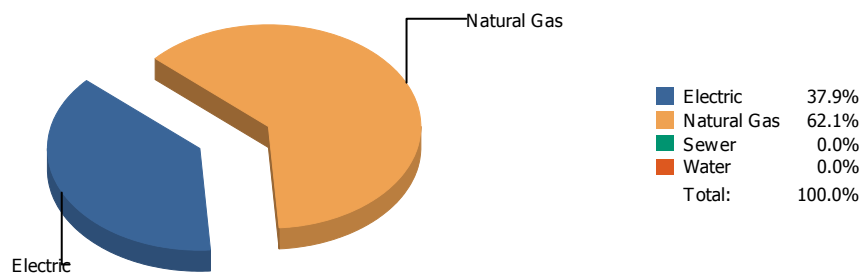


Cost

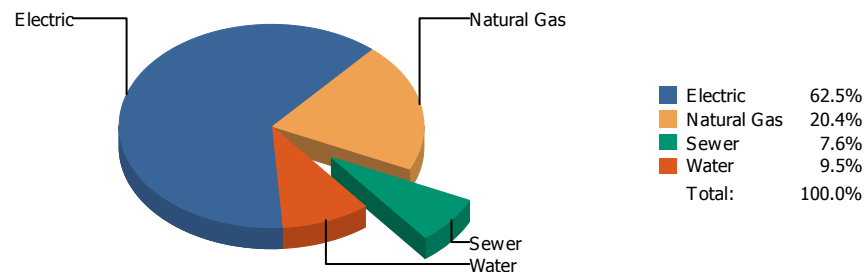


Commodity	Common Use	Energy Use	Energy Use / Area	Total Cost	Cost / Unit	Cost / Area
Place: [CROCKETT_1] CROCKETT 112 [BUILDING]						
Area: 92,585 SqFt						
Billing Period: Mar 2018						
ELECTRIC	23,015.00 kWh	78,550 KBtu	0.848 KBtu/SqFt	\$2,858.34	\$0.124 /kWh	\$0.031 /SqFt
NATURALGAS	1,726.00 CCF	177,778 KBtu	1.920 KBtu/SqFt	\$1,111.93	\$0.644 /CCF	\$0.012 /SqFt
SEWER	191.00 CCF			\$644.62	\$3.375 /CCF	\$0.007 /SqFt
WATER	204.00 CCF			\$814.47	\$3.993 /CCF	\$0.009 /SqFt
Totals:		256,328 KBtu	2.769 KBtu/SqFt	\$5,429.36		

Energy

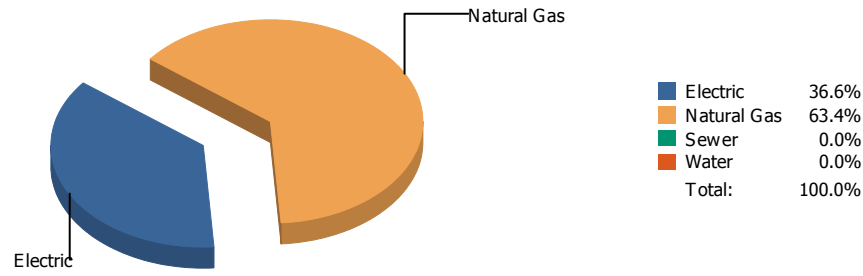


Cost

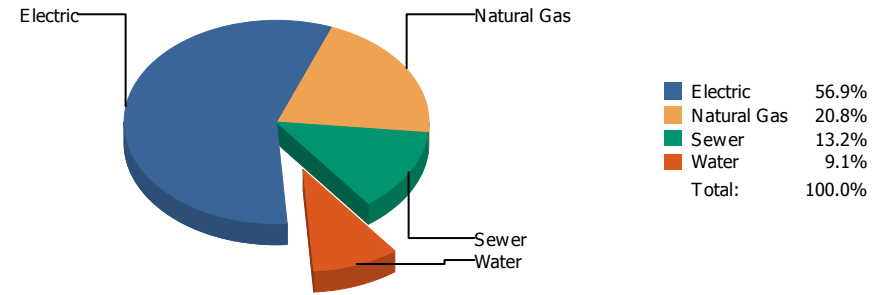


Commodity	Common Use	Energy Use	Energy Use / Area	Total Cost	Cost / Unit	Cost / Area
Place: [CROSBY] CROSBY 113 [BUILDING]						
Area: 83,100 SqFt						
Billing Period: Mar 2018						
ELECTRIC	27,374.00 kWh	93,427 KBtu	1.124 KBtu/SqFt	\$3,363.94	\$0.123 /kWh	\$0.040 /SqFt
NATURALGAS	1,486.00 CCF	153,058 KBtu	1.842 KBtu/SqFt	\$1,100.59	\$0.741 /CCF	\$0.013 /SqFt
SEWER	116.00 CCF			\$408.10	\$3.518 /CCF	\$0.005 /SqFt
WATER	137.00 CCF			\$510.57	\$3.727 /CCF	\$0.006 /SqFt
Totals:		246,485 KBtu	2.966 KBtu/SqFt	\$5,383.20		

Energy

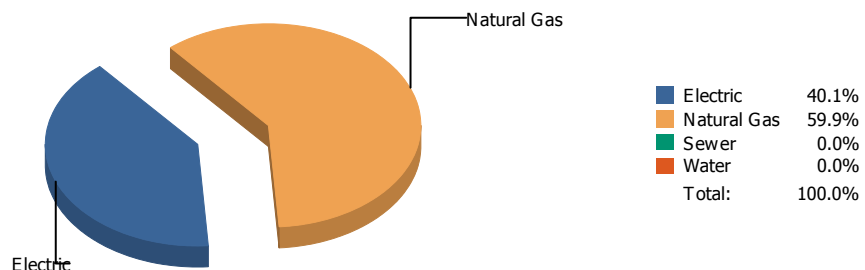


Cost

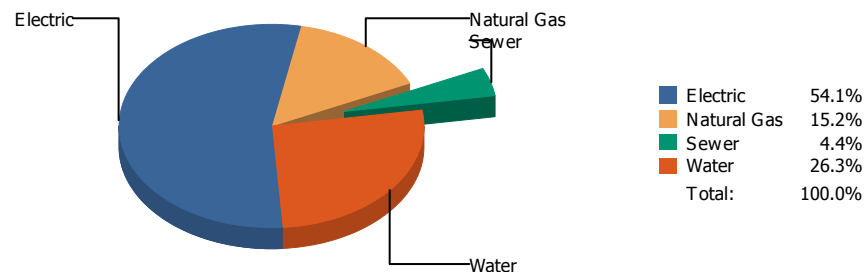


Commodity	Common Use	Energy Use	Energy Use / Area	Total Cost	Cost / Unit	Cost / Area
Place: [DOUGLASS] DOUGLASS 114 [BUILDING]						
Area: 86,903 SqFt						
Billing Period: Mar 2018						
ELECTRIC	30,929.00 kWh	105,561 KBtu	1.215 KBtu/SqFt	\$3,501.88	\$0.113 /kWh	\$0.040 /SqFt
NATURALGAS	1,778.00 CCF	183,134 KBtu	2.107 KBtu/SqFt	\$1,277.90	\$0.719 /CCF	\$0.015 /SqFt
SEWER	289.00 CCF			\$809.21	\$2.800 /CCF	\$0.009 /SqFt
WATER	155.00 CCF			\$561.20	\$3.621 /CCF	\$0.006 /SqFt
Totals:		288,695 KBtu	3.322 KBtu/SqFt	\$6,150.19		

Energy

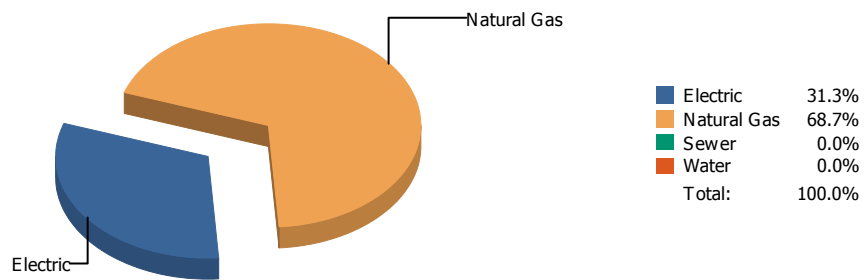


Cost

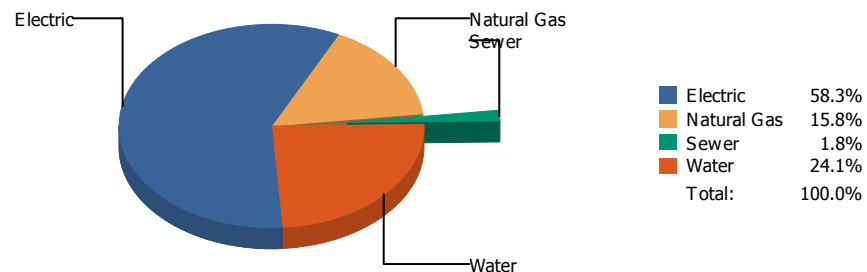


Commodity	Common Use	Energy Use	Energy Use / Area	Total Cost	Cost / Unit	Cost / Area
Place: [DOWELL] DOWELL 115 [BUILDING]						
Area: 55,801 SqFt						
Billing Period: Mar 2018						
ELECTRIC	19,089.00 kWh	65,151 KBtu	1.168 KBtu/SqFt	\$2,389.56	\$0.125 /kWh	\$0.043 /SqFt
NATURALGAS	945.00 CCF	97,335 KBtu	1.744 KBtu/SqFt	\$669.25	\$0.708 /CCF	\$0.012 /SqFt
SEWER	64.00 CCF			\$196.37	\$3.068 /CCF	\$0.004 /SqFt
WATER	293.00 CCF			\$1,160.85	\$3.962 /CCF	\$0.021 /SqFt
Totals:		162,486 KBtu	2.912 KBtu/SqFt	\$4,416.03		

Energy

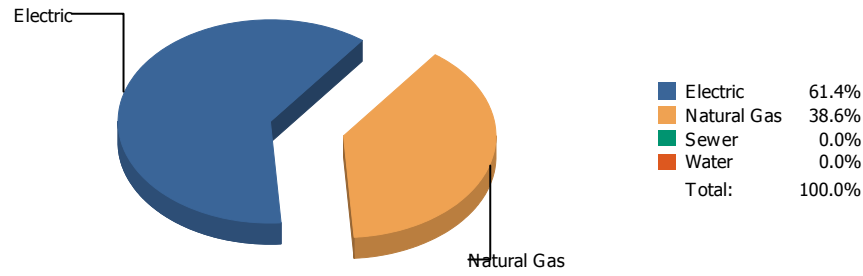


Cost

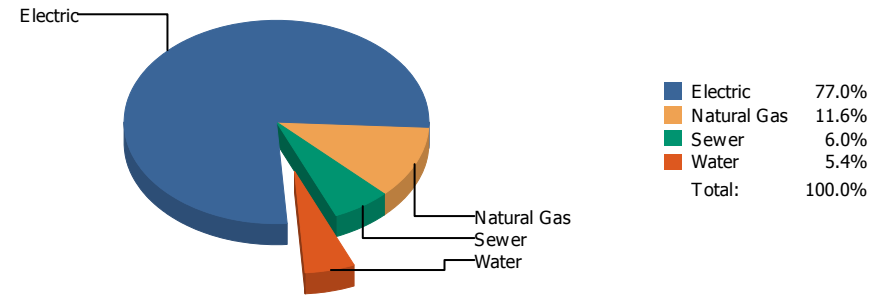


Commodity	Common Use	Energy Use	Energy Use / Area	Total Cost	Cost / Unit	Cost / Area
Place: [DRHORNEDOMIDDLESCHOOL_1] DR. HORNEDO MIDDLE SCHOOL 058 [BUILDING]						
Area: 184,871 SqFt						
Billing Period: Mar 2018						
ELECTRIC	86,997.00 kWh	296,921 KBtu	1.606 KBtu/SqFt	\$13,718.42	\$0.158 /kWh	\$0.074 /SqFt
NATURALGAS	6,318.00 CCF	650,754 KBtu	3.520 KBtu/SqFt	\$3,715.54	\$0.588 /CCF	\$0.020 /SqFt
SEWER	54.00 CCF			\$420.70	\$7.791 /CCF	\$0.002 /SqFt
WATER	1,063.00 CCF			\$5,662.14	\$5.327 /CCF	\$0.030 /SqFt
Totals:		947,675 KBtu	5.126 KBtu/SqFt	\$23,516.80		

Energy

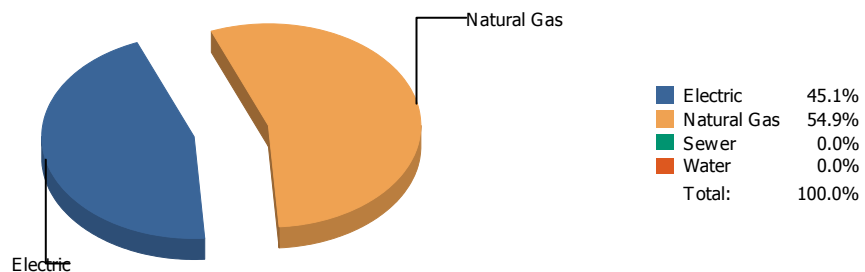


Cost

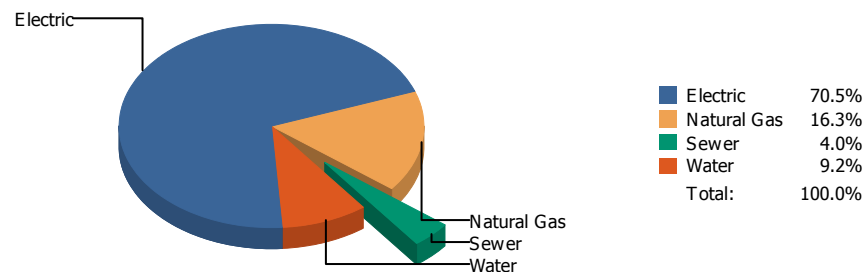


Commodity	Common Use	Energy Use	Energy Use / Area	Total Cost	Cost / Unit	Cost / Area
Place: [ED CENTER] ED CENTER 919 [BUILDING]						
Area: 220,243 SqFt						
Billing Period: Mar 2018						
ELECTRIC	254,444.00 kWh	868,417 KBtu	3.943 KBtu/SqFt	\$21,928.11	\$0.086 /kWh	\$0.099 /SqFt
NATURALGAS	5,306.00 CCF	546,518 KBtu	2.481 KBtu/SqFt	\$3,300.19	\$0.622 /CCF	\$0.015 /SqFt
SEWER	487.00 CCF			\$1,714.58	\$3.521 /CCF	\$0.008 /SqFt
WATER	383.00 CCF			\$1,528.83	\$3.992 /CCF	\$0.007 /SqFt
Totals:		1,414,935 KBtu	6.424 KBtu/SqFt	\$28,471.71		

Energy

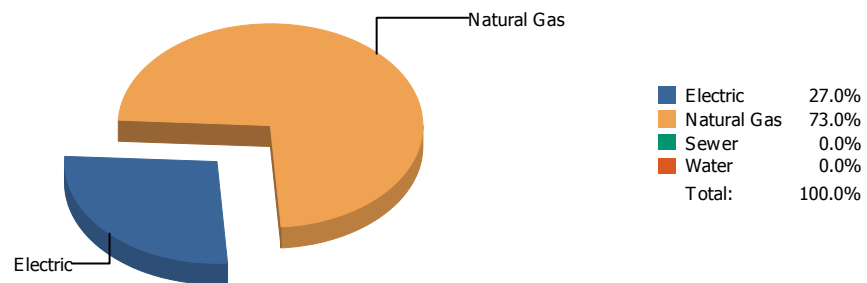


Cost

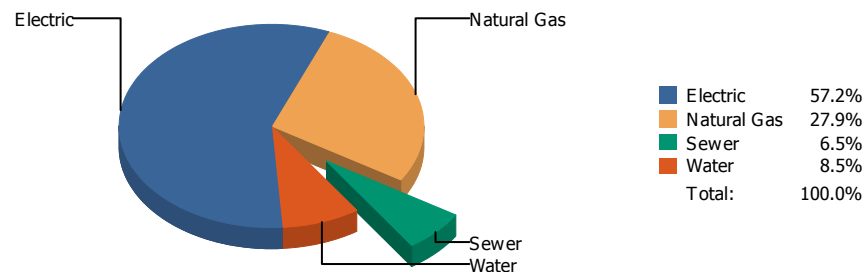


Commodity	Common Use	Energy Use	Energy Use / Area	Total Cost	Cost / Unit	Cost / Area
Place: [EL PASO] EL PASO HIGH 006 [BUILDING]						
Area: 236,062 SqFt						
Billing Period: Mar 2018						
ELECTRIC	156,946.00 kWh	535,657 KBtu	2.269 KBtu/SqFt	\$18,359.30	\$0.117 /kWh	\$0.077 /SqFt
NATURALGAS	6,340.00 CCF	653,020 KBtu	2.766 KBtu/SqFt	\$4,245.92	\$0.670 /CCF	\$0.018 /SqFt
SEWER	219.00 CCF			\$1,035.30	\$4.727 /CCF	\$0.004 /SqFt
WATER	484.00 CCF			\$2,402.26	\$4.963 /CCF	\$0.010 /SqFt
Totals:		1,188,677 KBtu	5.035 KBtu/SqFt	\$26,042.78		

Energy

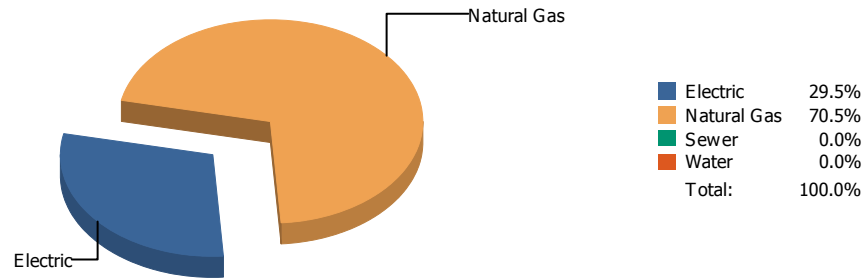


Cost

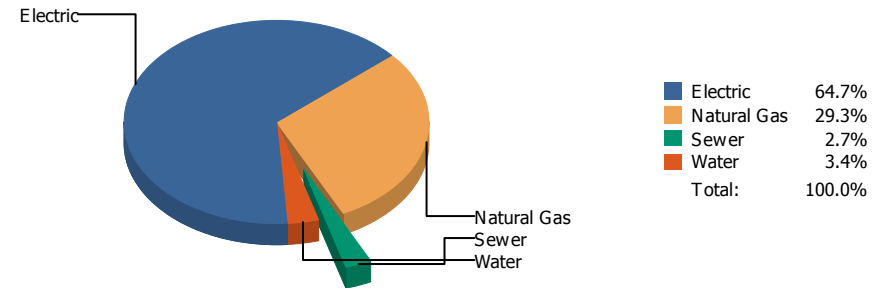


Commodity	Common Use	Energy Use	Energy Use / Area	Total Cost	Cost / Unit	Cost / Area
Place: [FANNIN] FANNIN 116 [BUILDING]						
Area: 73,291 SqFt						
Billing Period: Mar 2018						
ELECTRIC	36,651.00 kWh	125,090 KBtu	1.707 KBtu/SqFt	\$4,606.14	\$0.126 /kWh	\$0.063 /SqFt
NATURALGAS	3,282.00 CCF	338,046 KBtu	4.612 KBtu/SqFt	\$2,243.80	\$0.684 /CCF	\$0.030 /SqFt
SEWER	118.00 CCF			\$524.83	\$4.448 /CCF	\$0.007 /SqFt
WATER	145.00 CCF			\$681.66	\$4.701 /CCF	\$0.009 /SqFt
Totals:		463,136 KBtu	6.319 KBtu/SqFt	\$8,056.43		

Energy

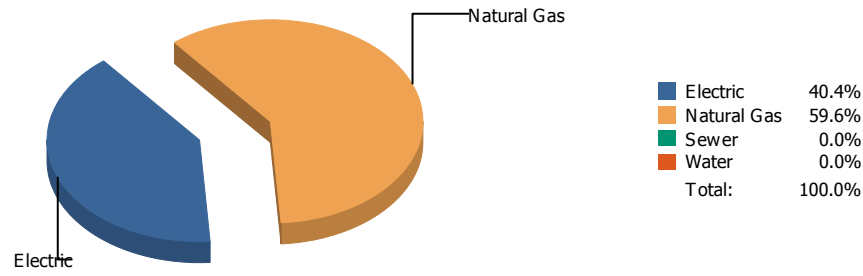


Cost

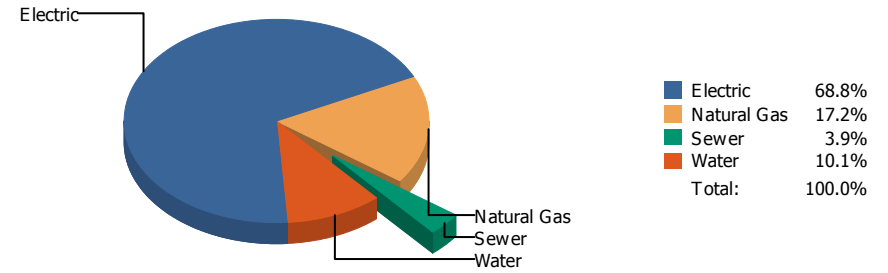


Commodity	Common Use	Energy Use	Energy Use / Area	Total Cost	Cost / Unit	Cost / Area
Place: [FRANKLIN] FRANKLIN HIGH SCHOOL 010 [BUILDING]						
Area: 329,377 SqFt						
Billing Period: Mar 2018						
ELECTRIC	248,985.00 kWh	849,786 KBtu	2.580 KBtu/SqFt	\$25,216.60	\$0.101 /kWh	\$0.076 /SqFt
NATURALGAS	19,688.00 CCF	2,027,864 KBtu	6.157 KBtu/SqFt	\$11,422.14	\$0.580 /CCF	\$0.035 /SqFt
SEWER	381.00 CCF			\$1,045.27	\$2.743 /CCF	\$0.003 /SqFt
WATER	433.00 CCF			\$1,319.55	\$3.047 /CCF	\$0.004 /SqFt
Totals:		2,877,650 KBtu	8.737 KBtu/SqFt	\$39,003.56		

Energy

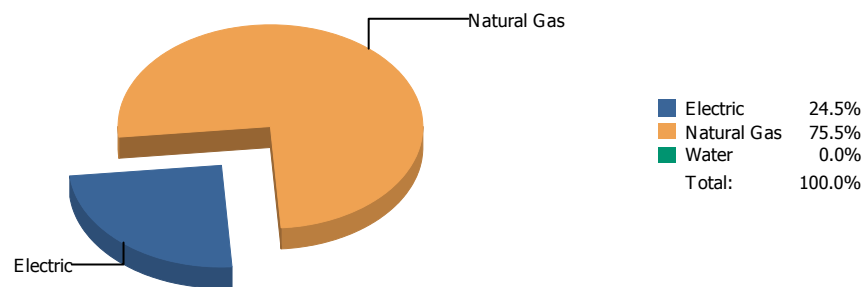


Cost

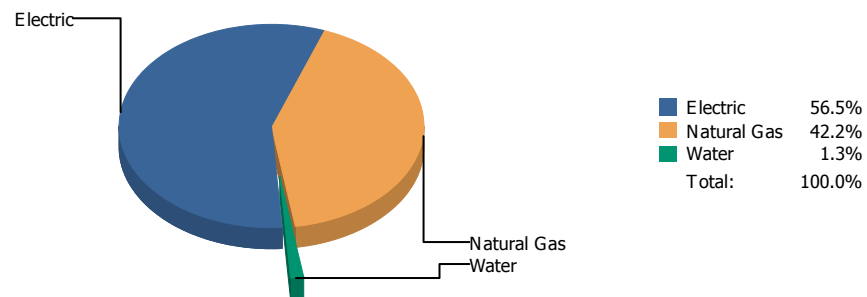


Commodity	Common Use	Energy Use	Energy Use / Area	Total Cost	Cost / Unit	Cost / Area
Place: [FRANKLIN9THGRADECENTER_2] FRANKLIN 9TH GRADE CENTER 053 [BUILDING]						
Area: 193,158 SqFt						
Billing Period: Mar 2018						
ELECTRIC	90,000.00 kWh	307,170 KBtu	1.590 KBtu/SqFt	\$10,510.52	\$0.117 /kWh	\$0.054 /SqFt
NATURALGAS	4,404.00 CCF	453,612 KBtu	2.348 KBtu/SqFt	\$2,630.32	\$0.597 /CCF	\$0.014 /SqFt
SEWER	143.00 CCF			\$590.69	\$4.131 /CCF	\$0.003 /SqFt
WATER	646.00 CCF			\$1,550.25	\$2.400 /CCF	\$0.008 /SqFt
Totals:		760,782 KBtu	3.939 KBtu/SqFt	\$15,281.78		

Energy

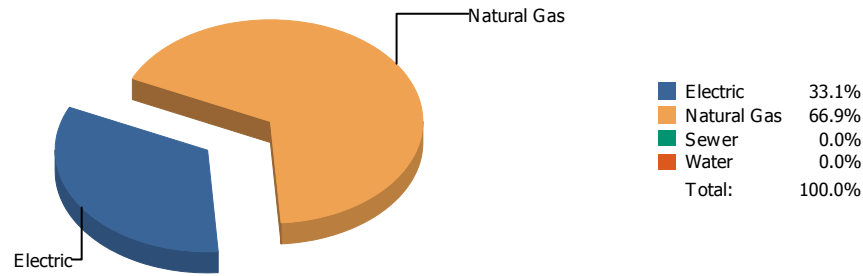


Cost

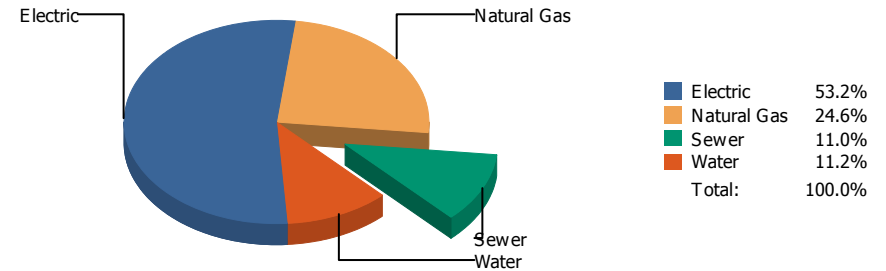


Commodity	Common Use	Energy Use	Energy Use / Area	Total Cost	Cost / Unit	Cost / Area
Place: [GAMBLE] JAMES GAMBLE WAREHOUSE [BUILDING]						
Area: 53,241 SqFt						
Billing Period: Mar 2018						
ELECTRIC	29,000.00 kWh	98,977 KBtu	1.859 KBtu/SqFt	\$2,432.28	\$0.084 /kWh	\$0.046 /SqFt
NATURALGAS	2,967.00 CCF	305,601 KBtu	5.740 KBtu/SqFt	\$1,815.39	\$0.612 /CCF	\$0.034 /SqFt
WATER	0.00 CCF			\$54.48	\$0.000 /CCF	\$0.001 /SqFt
Totals:		404,578 KBtu	7.599 KBtu/SqFt	\$4,302.15		

Energy

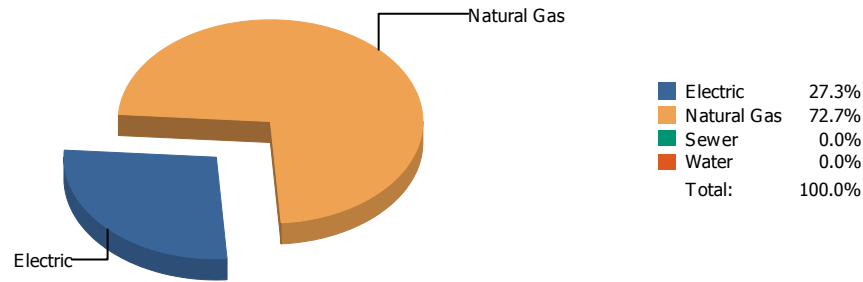


Cost

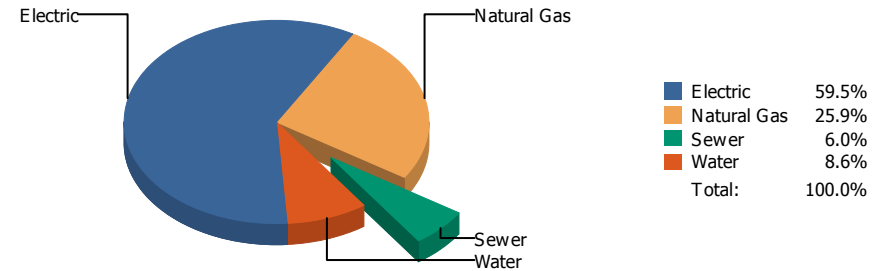


Commodity	Common Use	Energy Use	Energy Use / Area	Total Cost	Cost / Unit	Cost / Area
Place: [GREEN] GREEN ELEMENTARY SCHOOL 162 [BUILDING]						
Area: 88,156 SqFt						
Billing Period: Mar 2018						
ELECTRIC	32,100.00 kWh	109,557 KBtu	1.243 KBtu/SqFt	\$3,189.89	\$0.099 /kWh	\$0.036 /SqFt
NATURALGAS	2,149.00 CCF	221,347 KBtu	2.511 KBtu/SqFt	\$1,476.56	\$0.687 /CCF	\$0.017 /SqFt
SEWER	130.00 CCF			\$659.13	\$5.070 /CCF	\$0.007 /SqFt
WATER	122.00 CCF			\$673.95	\$5.524 /CCF	\$0.008 /SqFt
Totals:		330,904 KBtu	3.754 KBtu/SqFt	\$5,999.53		

Energy

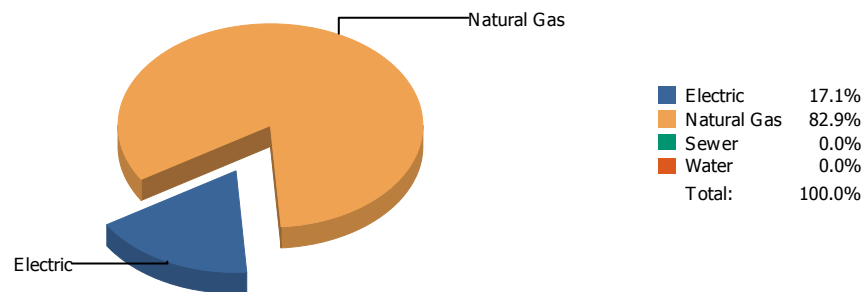


Cost

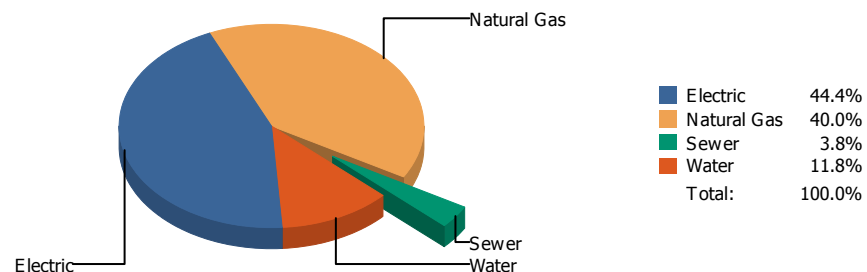


Commodity	Common Use	Energy Use	Energy Use / Area	Total Cost	Cost / Unit	Cost / Area
Place: [GUERRERO] ROSA GUERRERO ELEMENTARY 163 [BUILDING]						
Area: 88,641 SqFt						
Billing Period: Mar 2018						
ELECTRIC	45,040.00 kWh	153,722 KBtu	1.734 KBtu/SqFt	\$5,744.02	\$0.128 /kWh	\$0.065 /SqFt
NATURALGAS	3,965.00 CCF	408,395 KBtu	4.607 KBtu/SqFt	\$2,504.96	\$0.632 /CCF	\$0.028 /SqFt
SEWER	149.00 CCF			\$584.04	\$3.920 /CCF	\$0.006 /SqFt
WATER	292.00 CCF			\$826.68	\$2.831 /CCF	\$0.009 /SqFt
Totals:		562,117 KBtu	6.341 KBtu/SqFt	\$9,659.70		

Energy

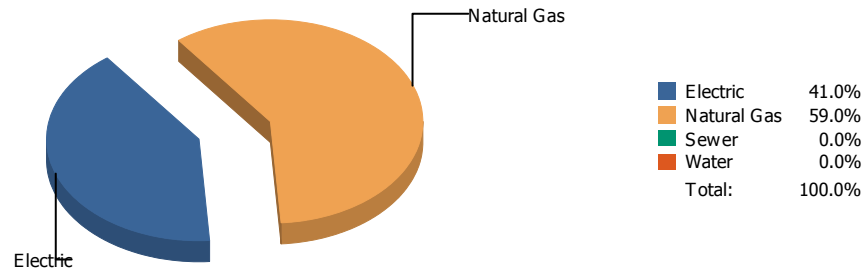


Cost

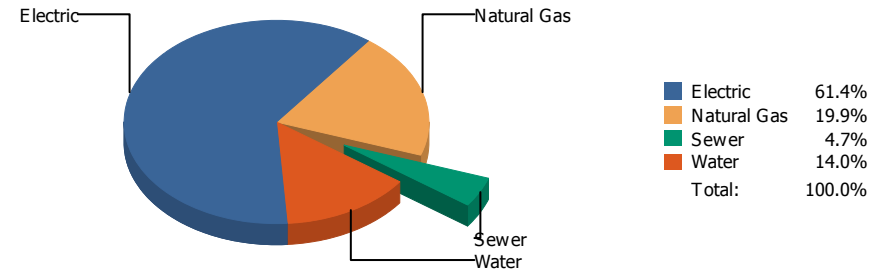


Commodity	Common Use	Energy Use	Energy Use / Area	Total Cost	Cost / Unit	Cost / Area
Place: [GUILLEN] GUILLEN 044 [BUILDING]						
Area: 223,773 SqFt						
Billing Period: Mar 2018						
ELECTRIC	77,942.00 kWh	266,016 KBtu	1.189 KBtu/SqFt	\$8,256.95	\$0.106 /kWh	\$0.037 /SqFt
NATURALGAS	12,495.00 CCF	1,286,985 KBtu	5.751 KBtu/SqFt	\$7,435.61	\$0.595 /CCF	\$0.033 /SqFt
SEWER	214.00 CCF			\$708.19	\$3.309 /CCF	\$0.003 /SqFt
WATER	504.00 CCF			\$2,198.10	\$4.361 /CCF	\$0.010 /SqFt
Totals:		1,553,001 KBtu	6.940 KBtu/SqFt	\$18,598.85		

Energy

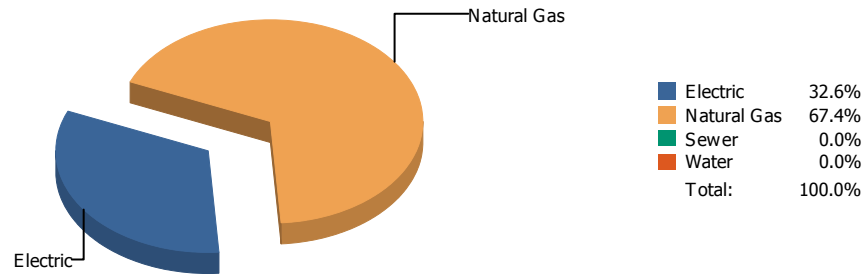


Cost

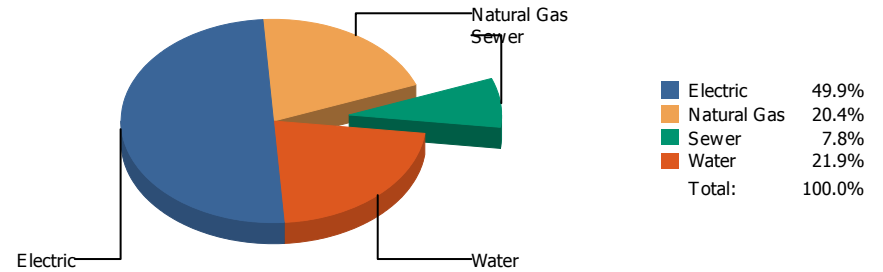


Commodity	Common Use	Energy Use	Energy Use / Area	Total Cost	Cost / Unit	Cost / Area
Place: [HART] HART 118 [BUILDING]						
Area: 63,357 SqFt						
Billing Period: Mar 2018						
ELECTRIC	44,160.00 kWh	150,718 KBtu	2.379 KBtu/SqFt	\$4,155.05	\$0.094 /kWh	\$0.066 /SqFt
NATURALGAS	2,110.00 CCF	217,330 KBtu	3.430 KBtu/SqFt	\$1,343.98	\$0.637 /CCF	\$0.021 /SqFt
SEWER	58.00 CCF			\$316.96	\$5.465 /CCF	\$0.005 /SqFt
WATER	160.00 CCF			\$946.26	\$5.914 /CCF	\$0.015 /SqFt
Totals:		368,048 KBtu	5.809 KBtu/SqFt	\$6,762.25		

Energy

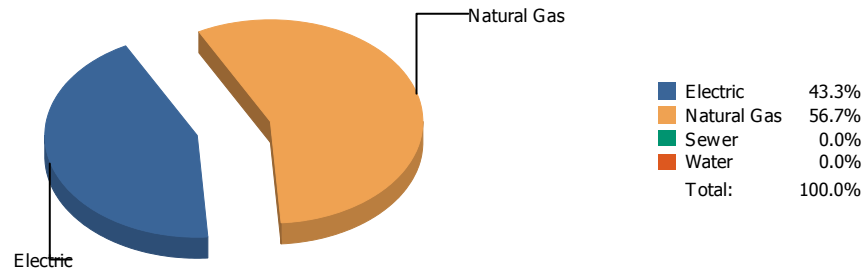


Cost

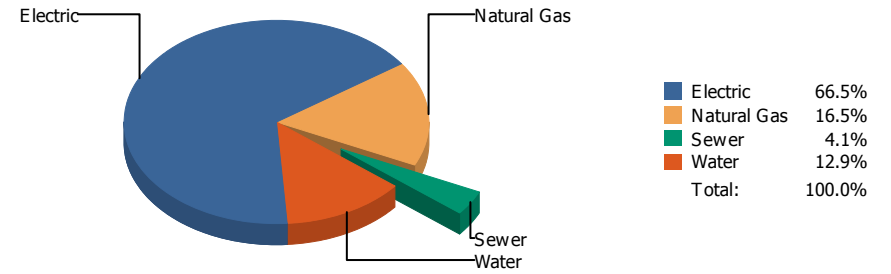


Commodity	Common Use	Energy Use	Energy Use / Area	Total Cost	Cost / Unit	Cost / Area
Place: [HAWKINS] HAWKINS 119 [BUILDING]						
Area: 57,207 SqFt						
Billing Period: Mar 2018						
ELECTRIC	30,821.00 kWh	105,192 KBtu	1.839 KBtu/SqFt	\$3,291.21	\$0.107 /kWh	\$0.057 /SqFt
NATURALGAS	2,110.00 CCF	217,330 KBtu	3.799 KBtu/SqFt	\$1,343.92	\$0.637 /CCF	\$0.023 /SqFt
SEWER	172.00 CCF			\$515.06	\$2.995 /CCF	\$0.009 /SqFt
WATER	217.00 CCF			\$1,444.63	\$6.657 /CCF	\$0.025 /SqFt
Totals:		322,522 KBtu	5.638 KBtu/SqFt	\$6,594.82		

Energy

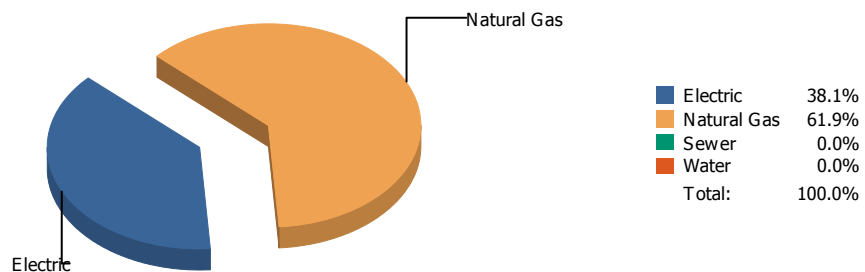


Cost

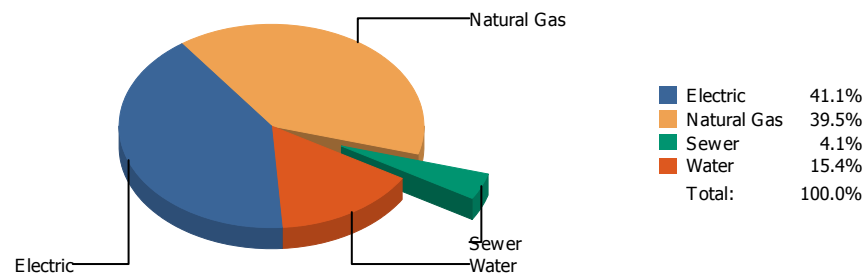


Commodity	Common Use	Energy Use	Energy Use / Area	Total Cost	Cost / Unit	Cost / Area
Place: [HENDERSO] HENDERSON 041 [BUILDING]						
Area: 145,254 SqFt						
Billing Period: Mar 2018						
ELECTRIC	48,145.00 kWh	164,319 KBtu	1.131 KBtu/SqFt	\$5,379.37	\$0.112 /kWh	\$0.037 /SqFt
NATURALGAS	2,091.00 CCF	215,373 KBtu	1.483 KBtu/SqFt	\$1,333.01	\$0.637 /CCF	\$0.009 /SqFt
SEWER	124.00 CCF			\$330.11	\$2.662 /CCF	\$0.002 /SqFt
WATER	306.00 CCF			\$1,046.05	\$3.418 /CCF	\$0.007 /SqFt
Totals:		379,692 KBtu	2.614 KBtu/SqFt	\$8,088.54		

Energy

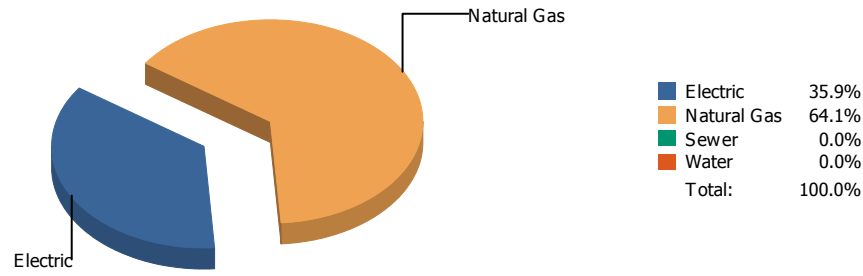


Cost

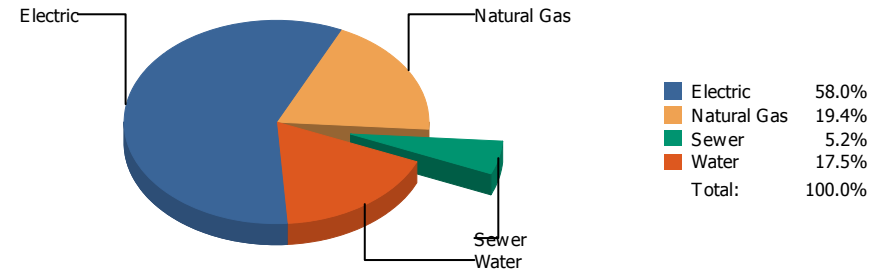


Commodity	Common Use	Energy Use	Energy Use / Area	Total Cost	Cost / Unit	Cost / Area
Place: [HERCULES] HERCULES COTTAGES 141A [BUILDING]						
Area: 10,160 SqFt						
Billing Period: Mar 2018						
ELECTRIC	4,789.00 kWh	16,345 KBtu	1.609 KBtu/SqFt	\$795.53	\$0.166 /kWh	\$0.078 /SqFt
NATURALGAS	258.00 CCF	26,574 KBtu	2.616 KBtu/SqFt	\$764.59	\$2.964 /CCF	\$0.075 /SqFt
SEWER	18.00 CCF			\$79.80	\$4.433 /CCF	\$0.008 /SqFt
WATER	70.00 CCF			\$298.00	\$4.257 /CCF	\$0.029 /SqFt
Totals:		42,919 KBtu	4.224 KBtu/SqFt	\$1,937.92		

Energy



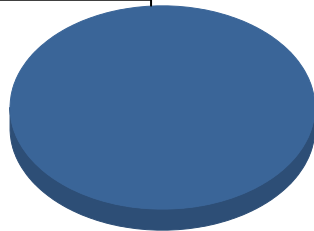
Cost



Commodity	Common Use	Energy Use	Energy Use / Area	Total Cost	Cost / Unit	Cost / Area
Place: [HERRERA_1] HERRERA ELEMENTARY 174 [BUILDING]						
Area: 86,275 SqFt						
Billing Period: Mar 2018						
ELECTRIC	55,400.00 kWh	189,080 KBtu	2.192 KBtu/SqFt	\$5,956.55	\$0.108 /kWh	\$0.069 /SqFt
NATURALGAS	3,273.00 CCF	337,119 KBtu	3.907 KBtu/SqFt	\$1,989.07	\$0.608 /CCF	\$0.023 /SqFt
SEWER	111.00 CCF			\$529.57	\$4.771 /CCF	\$0.006 /SqFt
WATER	330.00 CCF			\$1,798.11	\$5.449 /CCF	\$0.021 /SqFt
Totals:		526,199 KBtu	6.099 KBtu/SqFt	\$10,273.30		

Energy

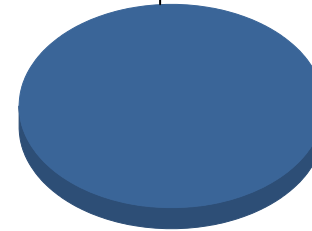
Electric



■ Electric 100.0%
Total: 100.0%

Cost

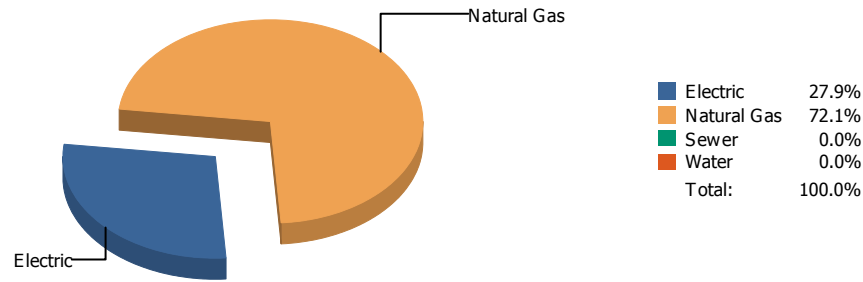
Electric



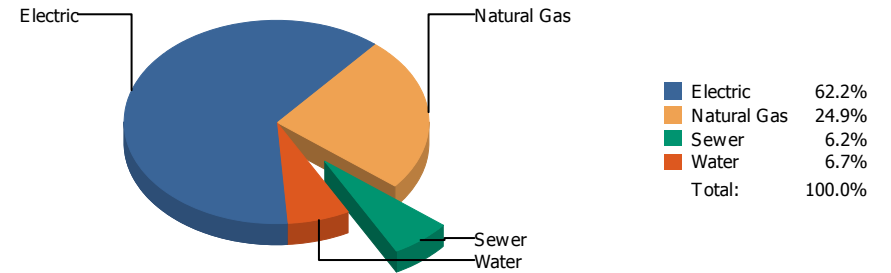
■ Electric 100.0%
Total: 100.0%

Commodity	Common Use	Energy Use	Energy Use / Area	Total Cost	Cost / Unit	Cost / Area
Place: [HIGHLAND] HIGHLAND/ANNEX 120 [BUILDING]						
Area: 33,705 SqFt						
Billing Period: Mar 2018						
ELECTRIC	21,800.00 kWh	74,403 KBtu	2.207 KBtu/SqFt	\$2,710.65	\$0.124 /kWh	\$0.080 /SqFt
Totals:		74,403 KBtu	2.207 KBtu/SqFt	\$2,710.65		

Energy

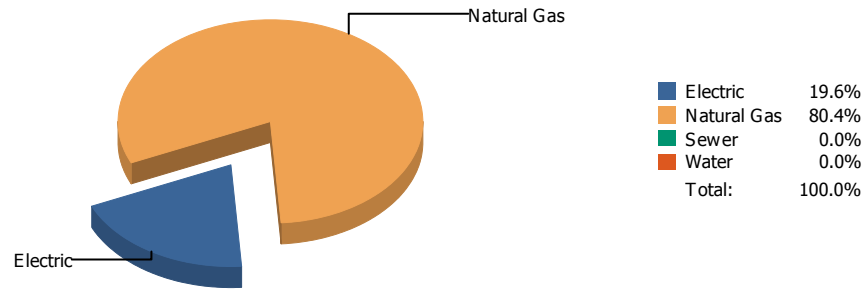


Cost

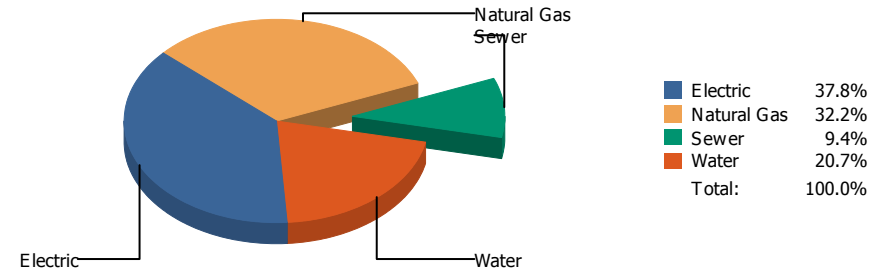


Commodity	Common Use	Energy Use	Energy Use / Area	Total Cost	Cost / Unit	Cost / Area
Place: [HILLSIDE] HILLSIDE 121 [BUILDING]						
Area: 80,656 SqFt						
Billing Period: Mar 2018						
ELECTRIC	32,835.00 kWh	112,066 KBtu	1.389 KBtu/SqFt	\$4,987.64	\$0.152 /kWh	\$0.062 /SqFt
NATURALGAS	2,806.00 CCF	289,018 KBtu	3.583 KBtu/SqFt	\$1,994.71	\$0.711 /CCF	\$0.025 /SqFt
SEWER	104.00 CCF			\$498.09	\$4.789 /CCF	\$0.006 /SqFt
WATER	100.00 CCF			\$538.89	\$5.389 /CCF	\$0.007 /SqFt
Totals:		401,084 KBtu	4.973 KBtu/SqFt	\$8,019.33		

Energy

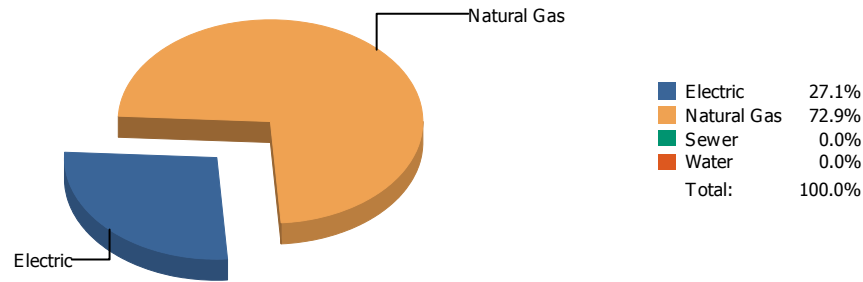


Cost

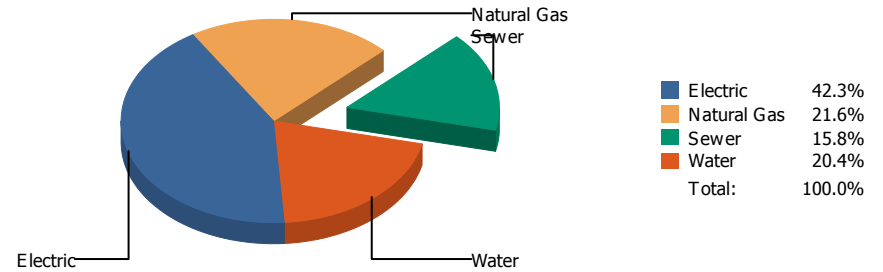


Commodity	Common Use	Energy Use	Energy Use / Area	Total Cost	Cost / Unit	Cost / Area
Place: [HOUSTON] HOUSTON 122 [BUILDING]						
Area: 84,178 SqFt						
Billing Period: Mar 2018						
ELECTRIC	17,000.00 kWh	58,021 KBtu	0.689 KBtu/SqFt	\$1,999.03	\$0.118 /kWh	\$0.024 /SqFt
NATURALGAS	2,314.00 CCF	238,342 KBtu	2.831 KBtu/SqFt	\$1,700.69	\$0.735 /CCF	\$0.020 /SqFt
SEWER	95.00 CCF			\$496.04	\$5.221 /CCF	\$0.006 /SqFt
WATER	274.00 CCF			\$1,092.18	\$3.986 /CCF	\$0.013 /SqFt
Totals:		296,363 KBtu	3.521 KBtu/SqFt	\$5,287.94		

Energy

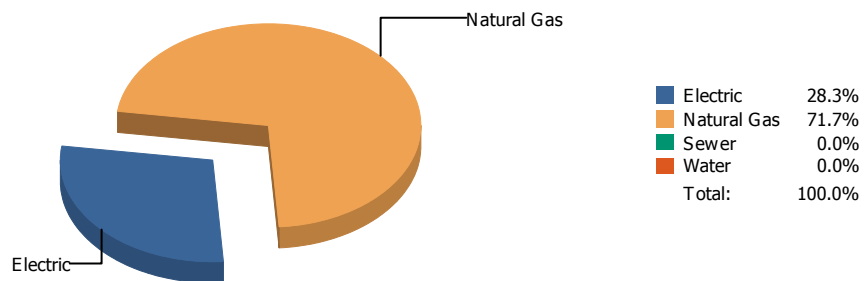


Cost

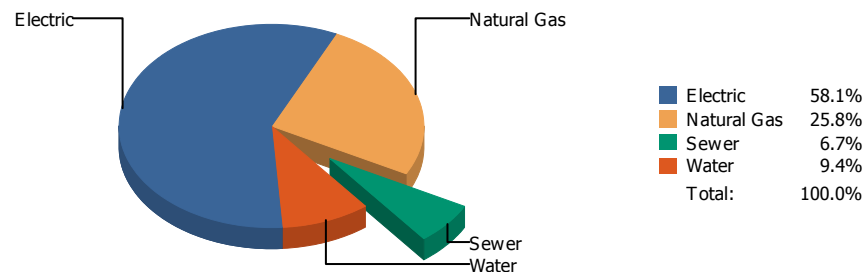


Commodity	Common Use	Energy Use	Energy Use / Area	Total Cost	Cost / Unit	Cost / Area
Place: [HUGHEY] HUGHEY 123 [BUILDING]						
Area: 74,815 SqFt						
Billing Period: Mar 2018						
ELECTRIC	26,432.00 kWh	90,212 KBtu	1.206 KBtu/SqFt	\$3,421.67	\$0.129 /kWh	\$0.046 /SqFt
NATURALGAS	2,361.00 CCF	243,183 KBtu	3.250 KBtu/SqFt	\$1,743.34	\$0.738 /CCF	\$0.023 /SqFt
SEWER	461.00 CCF			\$1,273.23	\$2.762 /CCF	\$0.017 /SqFt
WATER	549.00 CCF			\$1,644.94	\$2.996 /CCF	\$0.022 /SqFt
Totals:		333,395 KBtu	4.456 KBtu/SqFt	\$8,083.18		

Energy

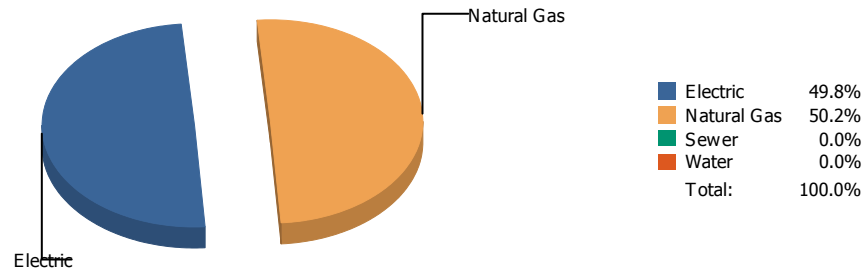


Cost

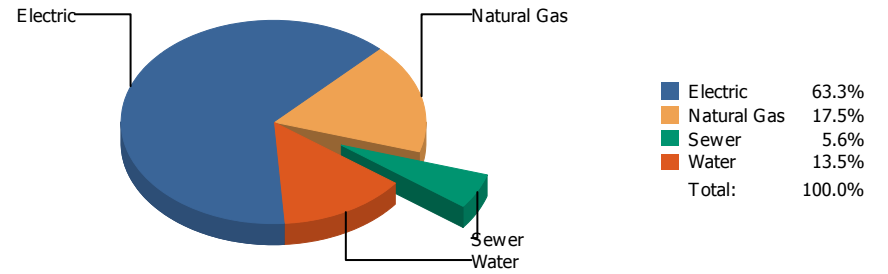


Commodity	Common Use	Energy Use	Energy Use / Area	Total Cost	Cost / Unit	Cost / Area
Place: [IRVIN] IRVIN 008 [BUILDING]						
Area: 303,804 SqFt						
Billing Period: Mar 2018						
ELECTRIC	93,840.00 kWh	320,276 KBtu	1.054 KBtu/SqFt	\$10,647.65	\$0.113 /kWh	\$0.035 /SqFt
NATURALGAS	7,874.00 CCF	811,022 KBtu	2.670 KBtu/SqFt	\$4,720.34	\$0.599 /CCF	\$0.016 /SqFt
SEWER	538.00 CCF			\$1,233.76	\$2.293 /CCF	\$0.004 /SqFt
WATER	704.00 CCF			\$1,729.48	\$2.457 /CCF	\$0.006 /SqFt
Totals:		1,131,298 KBtu	3.724 KBtu/SqFt	\$18,331.23		

Energy

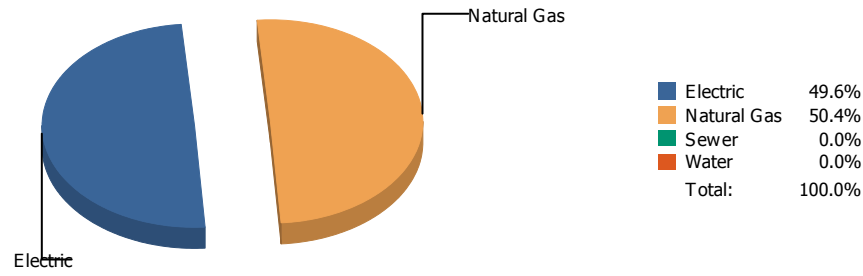


Cost

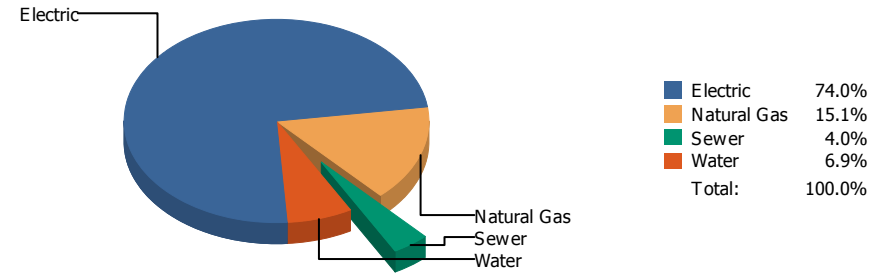


Commodity	Common Use	Energy Use	Energy Use / Area	Total Cost	Cost / Unit	Cost / Area
Place: [JEFFERSN] JEFFERSON 009 [BUILDING]						
Area: 257,708 SqFt						
Billing Period: Mar 2018						
ELECTRIC	115,476.00 kWh	394,120 KBtu	1.529 KBtu/SqFt	\$11,721.26	\$0.102 /kWh	\$0.045 /SqFt
NATURALGAS	3,856.00 CCF	397,168 KBtu	1.541 KBtu/SqFt	\$3,239.53	\$0.840 /CCF	\$0.012 /SqFt
SEWER	272.00 CCF			\$1,035.84	\$3.808 /CCF	\$0.004 /SqFt
WATER	708.00 CCF			\$2,506.98	\$3.541 /CCF	\$0.009 /SqFt
Totals:		791,288 KBtu	3.070 KBtu/SqFt	\$18,503.61		

Energy

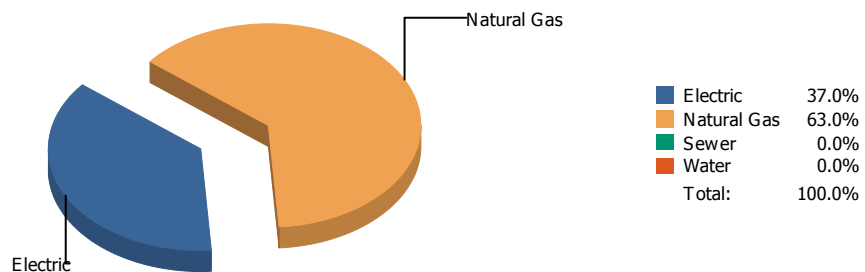


Cost

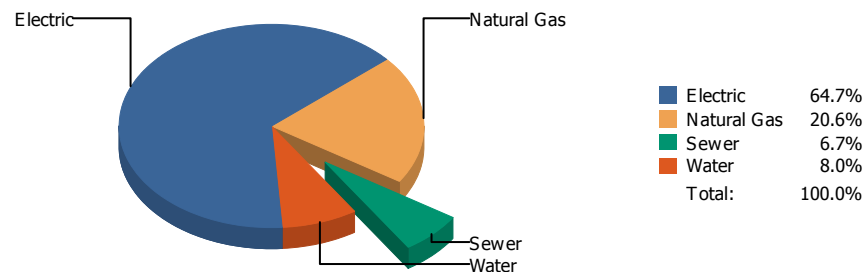


Commodity	Common Use	Energy Use	Energy Use / Area	Total Cost	Cost / Unit	Cost / Area
Place: [JOHNSON] L.B. JOHNSON 155 [BUILDING]						
Area: 87,993 SqFt						
Billing Period: Mar 2018						
ELECTRIC	60,250.00 kWh	205,633 KBtu	2.337 KBtu/SqFt	\$6,876.53	\$0.114 /kWh	\$0.078 /SqFt
NATURALGAS	2,029.00 CCF	208,987 KBtu	2.375 KBtu/SqFt	\$1,406.98	\$0.693 /CCF	\$0.016 /SqFt
SEWER	87.00 CCF			\$372.35	\$4.280 /CCF	\$0.004 /SqFt
WATER	218.00 CCF			\$639.13	\$2.932 /CCF	\$0.007 /SqFt
Totals:		414,620 KBtu	4.712 KBtu/SqFt	\$9,294.99		

Energy

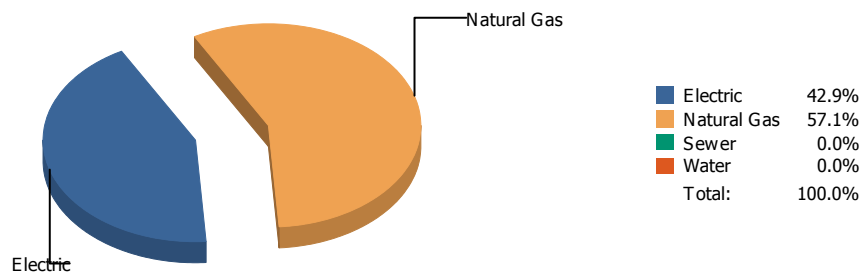


Cost

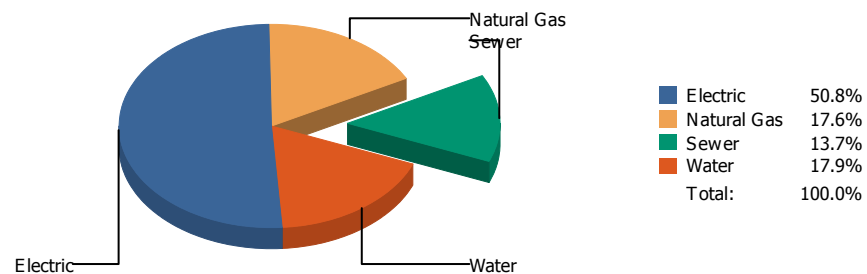


Commodity	Common Use	Energy Use	Energy Use / Area	Total Cost	Cost / Unit	Cost / Area
Place: [KOHLBERG] KOHLBERG ELEMENTARY [BUILDING]						
Area: 99,884 SqFt						
Billing Period: Mar 2018						
ELECTRIC	55,080.00 kWh	187,988 KBtu	1.882 KBtu/SqFt	\$6,344.43	\$0.115 /kWh	\$0.063 /SqFt
NATURALGAS	3,104.00 CCF	319,712 KBtu	3.201 KBtu/SqFt	\$2,017.46	\$0.650 /CCF	\$0.020 /SqFt
SEWER	197.00 CCF			\$656.58	\$3.333 /CCF	\$0.007 /SqFt
WATER	214.00 CCF			\$780.93	\$3.649 /CCF	\$0.008 /SqFt
Totals:		507,700 KBtu	5.083 KBtu/SqFt	\$9,799.40		

Energy

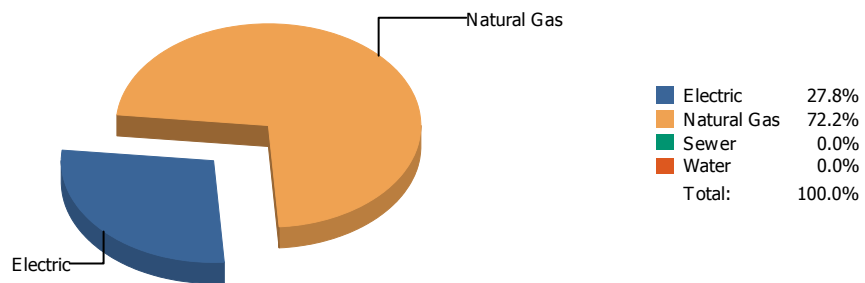


Cost

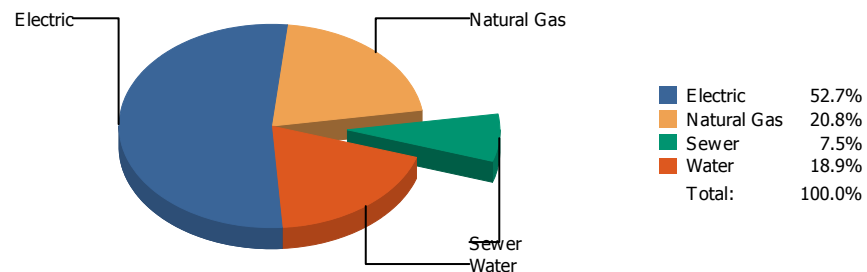


Commodity	Common Use	Energy Use	Energy Use / Area	Total Cost	Cost / Unit	Cost / Area
Place: [LAMAR] LAMAR 125 [BUILDING]						
Area: 76,252 SqFt						
Billing Period: Mar 2018						
ELECTRIC	30,000.00 kWh	102,390 KBtu	1.343 KBtu/SqFt	\$3,260.11	\$0.109 /kWh	\$0.043 /SqFt
NATURALGAS	1,321.00 CCF	136,063 KBtu	1.784 KBtu/SqFt	\$1,130.34	\$0.856 /CCF	\$0.015 /SqFt
SEWER	195.00 CCF			\$878.08	\$4.503 /CCF	\$0.011 /SqFt
WATER	315.00 CCF			\$1,146.86	\$3.641 /CCF	\$0.015 /SqFt
Totals:		238,453 KBtu	3.127 KBtu/SqFt	\$6,415.39		

Energy

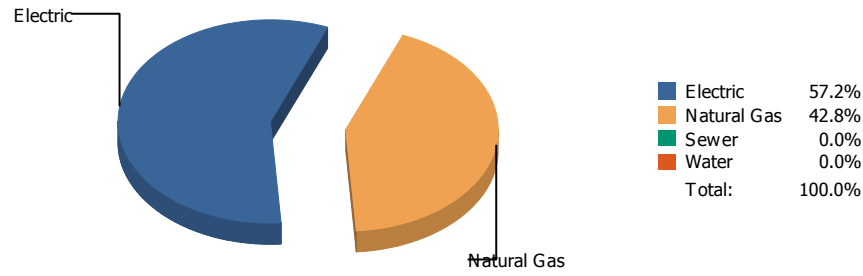


Cost

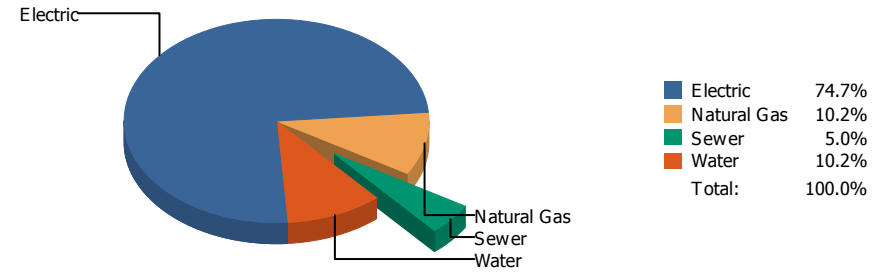


Commodity	Common Use	Energy Use	Energy Use / Area	Total Cost	Cost / Unit	Cost / Area
Place: [LEE] LEE 150 [BUILDING]						
Area: 78,368 SqFt						
Billing Period: Mar 2018						
ELECTRIC	30,470.00 kWh	103,994 KBtu	1.327 KBtu/SqFt	\$4,107.65	\$0.135 /kWh	\$0.052 /SqFt
NATURALGAS	2,624.00 CCF	270,272 KBtu	3.449 KBtu/SqFt	\$1,621.09	\$0.618 /CCF	\$0.021 /SqFt
SEWER	101.00 CCF			\$584.60	\$5.788 /CCF	\$0.007 /SqFt
WATER	223.00 CCF			\$1,474.80	\$6.613 /CCF	\$0.019 /SqFt
Totals:		374,266 KBtu	4.776 KBtu/SqFt	\$7,788.14		

Energy

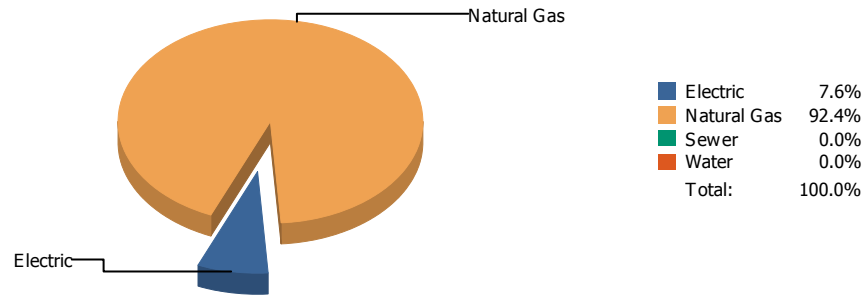


Cost

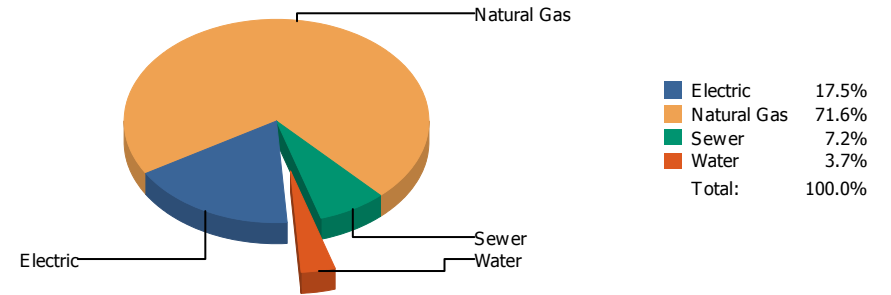


Commodity	Common Use	Energy Use	Energy Use / Area	Total Cost	Cost / Unit	Cost / Area
Place: [LINCOLN] LINCOLN 051 [BUILDING]						
Area: 163,678 SqFt						
Billing Period: Mar 2018						
ELECTRIC	121,800.00 kWh	415,703 KBtu	2.540 KBtu/SqFt	\$13,528.05	\$0.111 /kWh	\$0.083 /SqFt
NATURALGAS	3,016.00 CCF	310,648 KBtu	1.898 KBtu/SqFt	\$1,843.33	\$0.611 /CCF	\$0.011 /SqFt
SEWER	365.00 CCF			\$903.33	\$2.475 /CCF	\$0.006 /SqFt
WATER	672.00 CCF			\$1,847.16	\$2.749 /CCF	\$0.011 /SqFt
Totals:		726,351 KBtu	4.438 KBtu/SqFt	\$18,121.87		

Energy

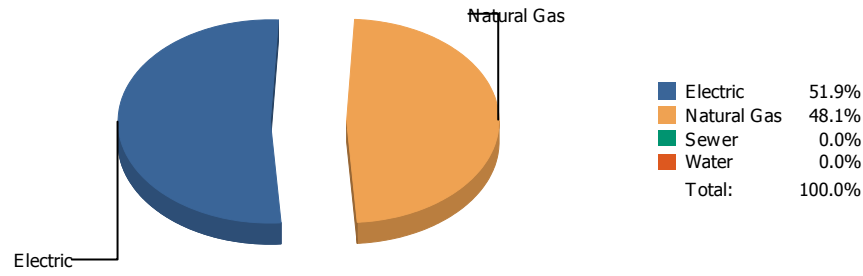


Cost

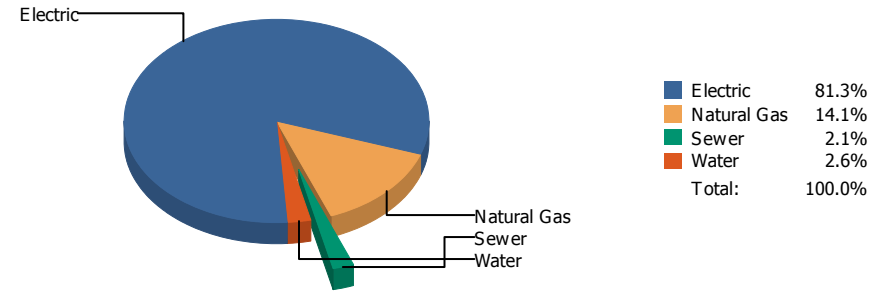


Commodity	Common Use	Energy Use	Energy Use / Area	Total Cost	Cost / Unit	Cost / Area
Place: [LIVE MAT] LIVE MATERIAL CENTER 929 [BUILDING]						
Area: 2,483 SqFt						
Billing Period: Mar 2018						
ELECTRIC	317.00 kWh	1,082 KBtu	0.436 KBtu/SqFt	\$78.46	\$0.248 /kWh	\$0.032 /SqFt
NATURALGAS	127.00 CCF	13,081 KBtu	5.268 KBtu/SqFt	\$320.71	\$2.525 /CCF	\$0.129 /SqFt
SEWER	1.00 CCF			\$32.19	\$32.190 /CCF	\$0.013 /SqFt
WATER	1.00 CCF			\$16.47	\$16.470 /CCF	\$0.007 /SqFt
Totals:		14,163 KBtu	5.704 KBtu/SqFt	\$447.83		

Energy

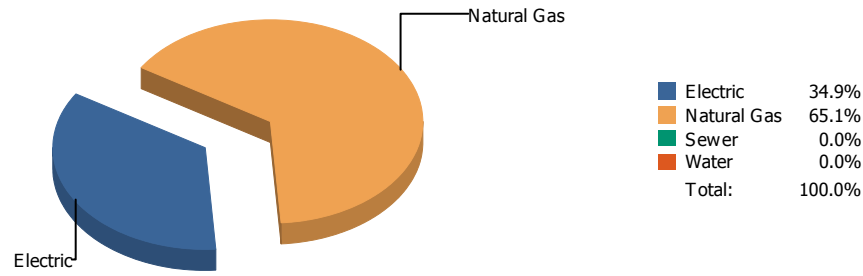


Cost

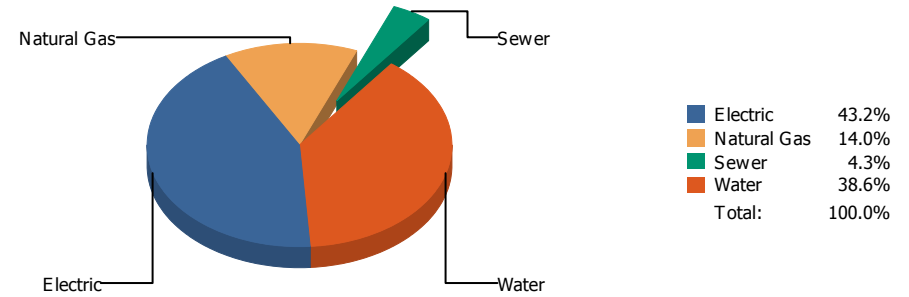


Commodity	Common Use	Energy Use	Energy Use / Area	Total Cost	Cost / Unit	Cost / Area
Place: [LOGAN] LOGAN 128 [BUILDING]						
Area: 72,248 SqFt						
Billing Period: Mar 2018						
ELECTRIC	36,000.00 kWh	122,868 KBtu	1.701 KBtu/SqFt	\$3,966.10	\$0.110 /kWh	\$0.055 /SqFt
NATURALGAS	1,107.00 CCF	114,021 KBtu	1.578 KBtu/SqFt	\$685.77	\$0.619 /CCF	\$0.009 /SqFt
SEWER	5.00 CCF			\$102.82	\$20.564 /CCF	\$0.001 /SqFt
WATER	8.00 CCF			\$125.21	\$15.651 /CCF	\$0.002 /SqFt
Totals:		236,889 KBtu	3.279 KBtu/SqFt	\$4,879.90		

Energy

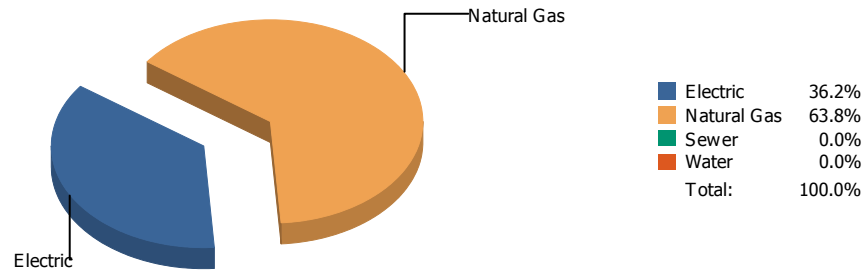


Cost

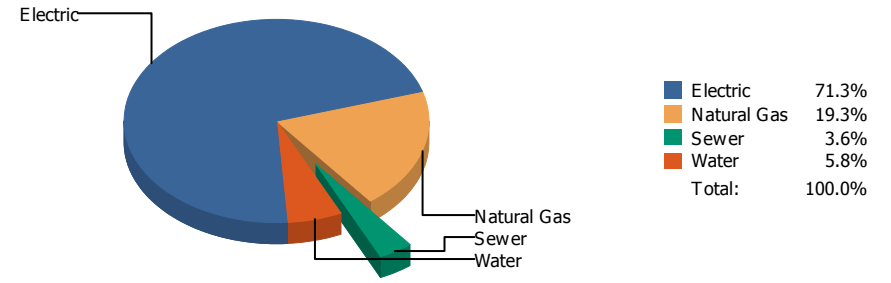


Commodity	Common Use	Energy Use	Energy Use / Area	Total Cost	Cost / Unit	Cost / Area
Place: [LUNDY_2] LUNDY 177 [BUILDING]						
Area: 112,731 SqFt						
Billing Period: Mar 2018						
ELECTRIC	45,800.00 kWh	156,315 KBtu	1.387 KBtu/SqFt	\$5,775.77	\$0.126 /kWh	\$0.051 /SqFt
NATURALGAS	2,827.00 CCF	291,181 KBtu	2.583 KBtu/SqFt	\$1,867.09	\$0.660 /CCF	\$0.017 /SqFt
SEWER	134.00 CCF			\$573.50	\$4.280 /CCF	\$0.005 /SqFt
WATER	1,043.00 CCF			\$5,163.30	\$4.950 /CCF	\$0.046 /SqFt
Totals:		447,496 KBtu	3.970 KBtu/SqFt	\$13,379.66		

Energy

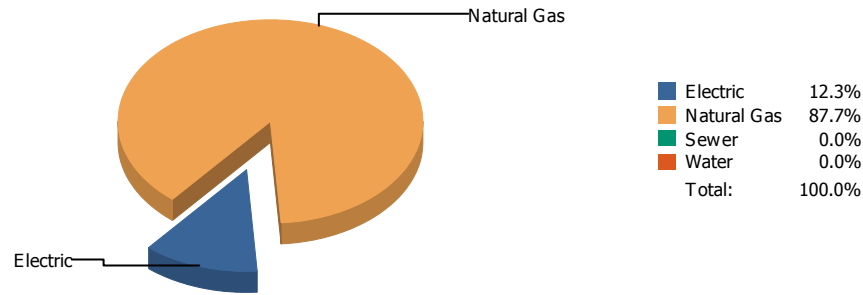


Cost

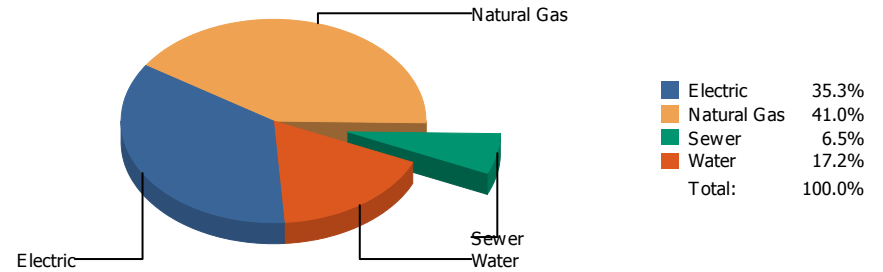


Commodity	Common Use	Energy Use	Energy Use / Area	Total Cost	Cost / Unit	Cost / Area
Place: [MAC] MACARTHUR 129 [BUILDING]						
Area: 143,341 SqFt						
Billing Period: Mar 2018						
ELECTRIC	65,960.00 kWh	225,121 KBtu	1.571 KBtu/SqFt	\$8,659.14	\$0.131 /kWh	\$0.060 /SqFt
NATURALGAS	3,855.00 CCF	397,065 KBtu	2.770 KBtu/SqFt	\$2,345.13	\$0.608 /CCF	\$0.016 /SqFt
SEWER	119.00 CCF			\$433.47	\$3.643 /CCF	\$0.003 /SqFt
WATER	165.00 CCF			\$705.28	\$4.274 /CCF	\$0.005 /SqFt
Totals:		622,186 KBtu	4.341 KBtu/SqFt	\$12,143.02		

Energy

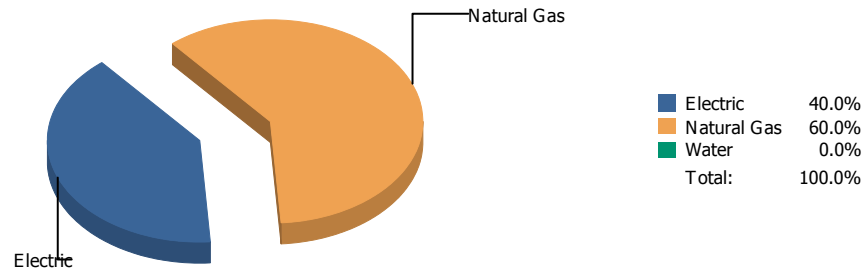


Cost

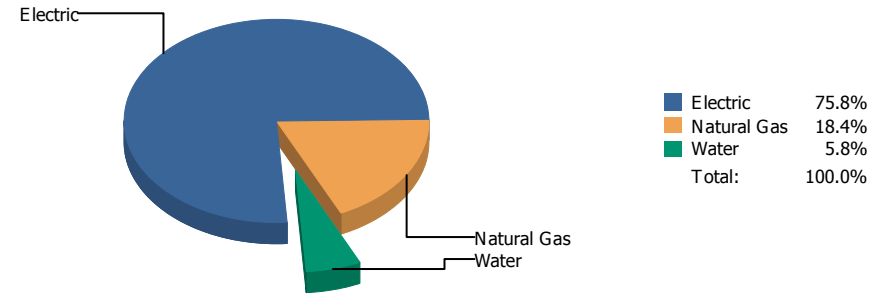


Commodity	Common Use	Energy Use	Energy Use / Area	Total Cost	Cost / Unit	Cost / Area
Place: [MAGOFFIN] MAGOFFIN 047 [BUILDING]						
Area: 76,378 SqFt						
Billing Period: Mar 2018						
ELECTRIC	17,441.00 kWh	59,526 KBtu	0.779 KBtu/SqFt	\$2,118.11	\$0.121 /kWh	\$0.028 /SqFt
NATURALGAS	4,103.00 CCF	422,609 KBtu	5.533 KBtu/SqFt	\$2,459.62	\$0.599 /CCF	\$0.032 /SqFt
SEWER	38.00 CCF			\$390.14	\$10.267 /CCF	\$0.005 /SqFt
WATER	146.00 CCF			\$1,030.74	\$7.060 /CCF	\$0.013 /SqFt
Totals:		482,135 KBtu	6.312 KBtu/SqFt	\$5,998.61		

Energy

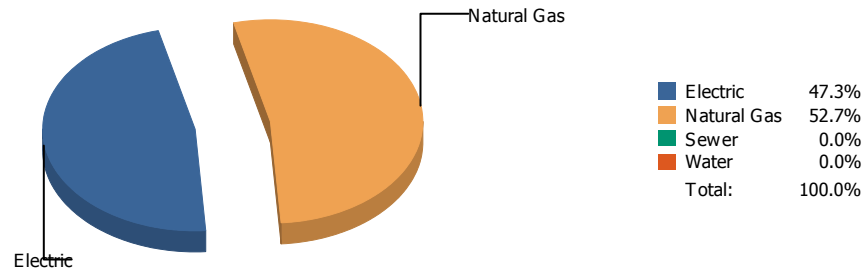


Cost

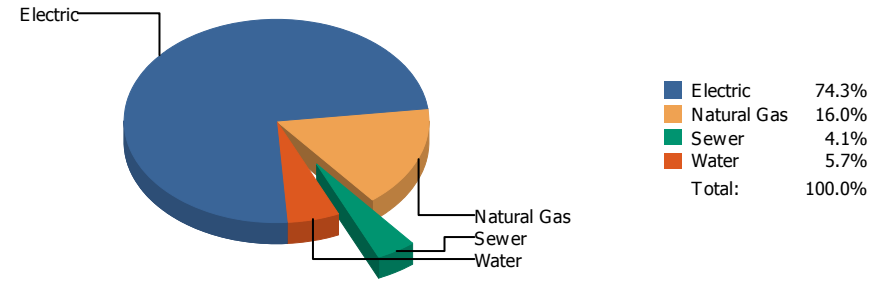


Commodity	Common Use	Energy Use	Energy Use / Area	Total Cost	Cost / Unit	Cost / Area
Place: [MAGOFFINNEWMIDDLESCHOOL] MAGOFFIN NEW MIDDLE SCHOOL [BUILDING]						
Area: 116,136 SqFt						
Billing Period: Mar 2018						
ELECTRIC	78,600.00 kWh	268,262 KBtu	2.310 KBtu/SqFt	\$9,646.13	\$0.123 /kWh	\$0.083 /SqFt
NATURALGAS	3,903.00 CCF	402,009 KBtu	3.462 KBtu/SqFt	\$2,346.25	\$0.601 /CCF	\$0.020 /SqFt
WATER	73.00 CCF			\$739.84	\$10.135 /CCF	\$0.006 /SqFt
Totals:		670,271 KBtu	5.771 KBtu/SqFt	\$12,732.22		

Energy

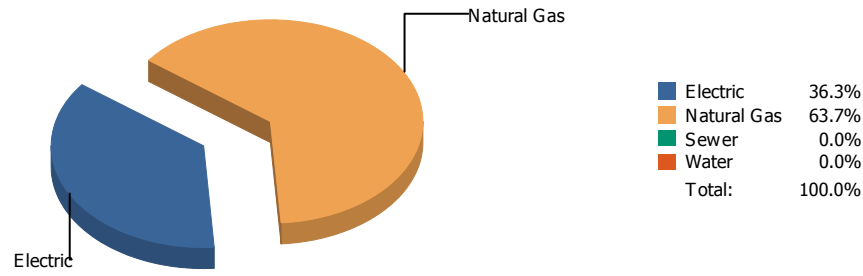


Cost

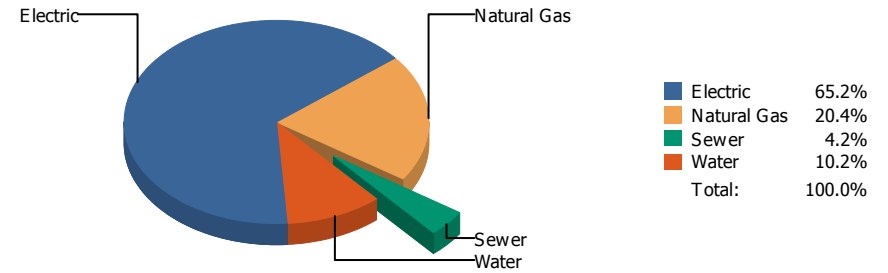


Commodity	Common Use	Energy Use	Energy Use / Area	Total Cost	Cost / Unit	Cost / Area
Place: [MAXINE] MAXINE SILVA HEALTH MAGNET 011 [BUILDING]						
Area: 80,909 SqFt						
Billing Period: Mar 2018						
ELECTRIC	68,100.00 kWh	232,425 KBtu	2.873 KBtu/SqFt	\$7,322.60	\$0.108 /kWh	\$0.091 /SqFt
NATURALGAS	2,510.00 CCF	258,530 KBtu	3.195 KBtu/SqFt	\$1,573.43	\$0.627 /CCF	\$0.019 /SqFt
SEWER	105.00 CCF			\$406.73	\$3.874 /CCF	\$0.005 /SqFt
WATER	144.00 CCF			\$558.17	\$3.876 /CCF	\$0.007 /SqFt
Totals:		490,955 KBtu	6.068 KBtu/SqFt	\$9,860.93		

Energy

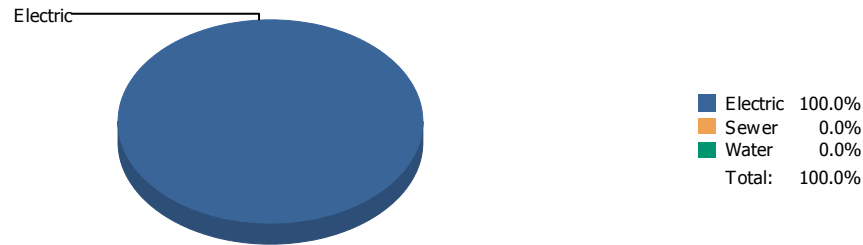


Cost

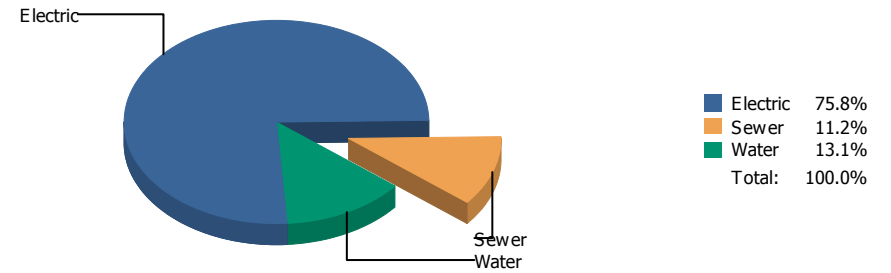


Commodity	Common Use	Energy Use	Energy Use / Area	Total Cost	Cost / Unit	Cost / Area
Place: [MESITA] MESITA 130 [BUILDING]						
Area: 100,583 SqFt						
Billing Period: Mar 2018						
ELECTRIC	68,640.00 kWh	234,268 KBtu	2.329 KBtu/SqFt	\$8,076.88	\$0.118 /kWh	\$0.080 /SqFt
NATURALGAS	3,995.00 CCF	411,485 KBtu	4.091 KBtu/SqFt	\$2,521.87	\$0.631 /CCF	\$0.025 /SqFt
SEWER	104.00 CCF			\$516.20	\$4.963 /CCF	\$0.005 /SqFt
WATER	212.00 CCF			\$1,264.52	\$5.965 /CCF	\$0.012 /SqFt
Totals:		645,753 KBtu	6.420 KBtu/SqFt	\$12,379.47		

Energy

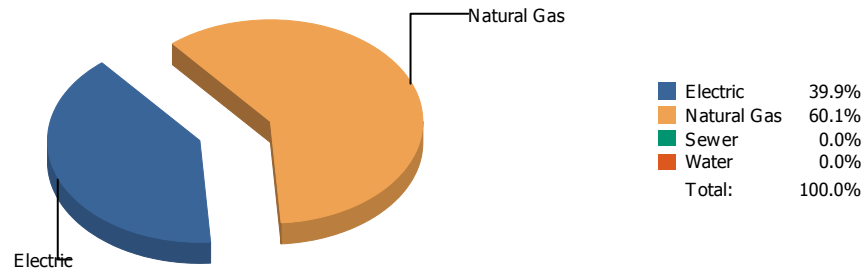


Cost

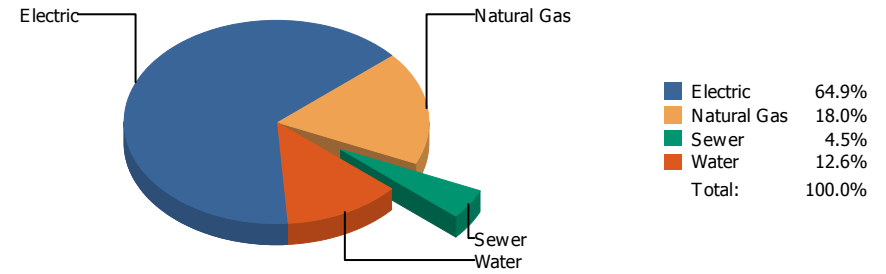


Commodity	Common Use	Energy Use	Energy Use / Area	Total Cost	Cost / Unit	Cost / Area
Place: [MILAM] MILAM 131 [BUILDING]						
Area: 63,641 SqFt						
Billing Period: Mar 2018						
ELECTRIC	15,240.00 kWh	52,014 KBtu	0.817 KBtu/SqFt	\$2,251.32	\$0.148 /kWh	\$0.035 /SqFt
SEWER	90.00 CCF			\$332.24	\$3.692 /CCF	\$0.005 /SqFt
WATER	80.00 CCF			\$387.88	\$4.849 /CCF	\$0.006 /SqFt
Totals:		52,014 KBtu	0.817 KBtu/SqFt	\$2,971.44		

Energy

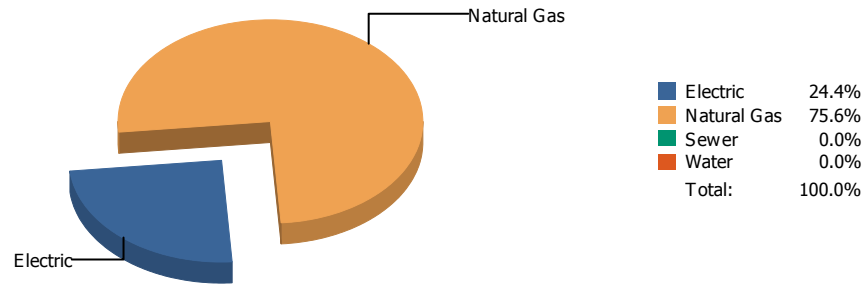


Cost

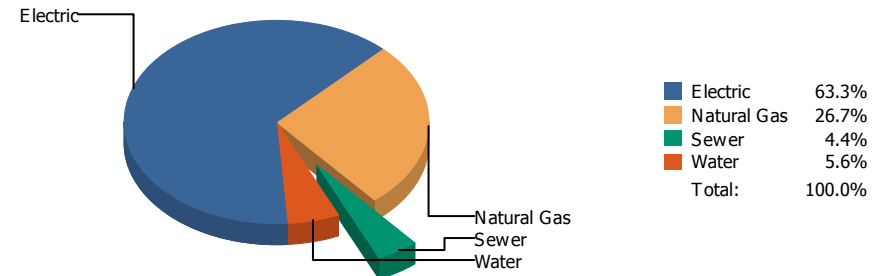


Commodity	Common Use	Energy Use	Energy Use / Area	Total Cost	Cost / Unit	Cost / Area
Place: [MOREHEAD] MOREHEAD 046 [BUILDING]						
Area: 119,353 SqFt						
Billing Period: Mar 2018						
ELECTRIC	77,927.00 kWh	265,965 KBtu	2.228 KBtu/SqFt	\$8,405.70	\$0.108 /kWh	\$0.070 /SqFt
NATURALGAS	3,891.00 CCF	400,773 KBtu	3.358 KBtu/SqFt	\$2,339.45	\$0.601 /CCF	\$0.020 /SqFt
SEWER	140.00 CCF			\$584.96	\$4.178 /CCF	\$0.005 /SqFt
WATER	698.00 CCF			\$1,631.26	\$2.337 /CCF	\$0.014 /SqFt
Totals:		666,738 KBtu	5.586 KBtu/SqFt	\$12,961.37		

Energy

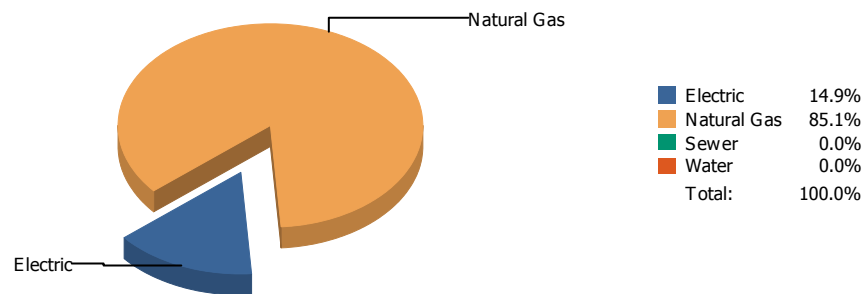


Cost

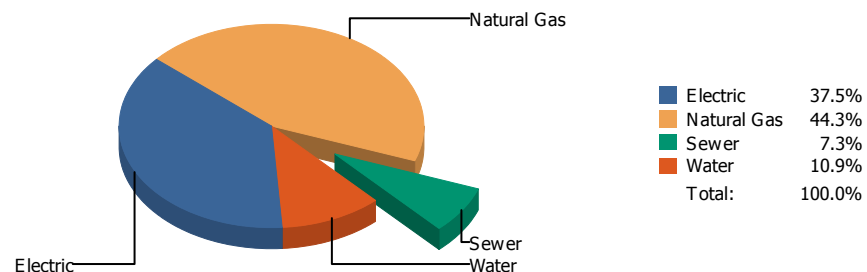


Commodity	Common Use	Energy Use	Energy Use / Area	Total Cost	Cost / Unit	Cost / Area
Place: [MOYE_2] HR MOYE [BUILDING]						
Area: 93,197 SqFt						
Billing Period: Mar 2018						
ELECTRIC	44,760.00 kWh	152,766 KBtu	1.639 KBtu/SqFt	\$6,479.98	\$0.145 /kWh	\$0.070 /SqFt
NATURALGAS	4,590.00 CCF	472,770 KBtu	5.073 KBtu/SqFt	\$2,735.70	\$0.596 /CCF	\$0.029 /SqFt
SEWER	71.00 CCF			\$453.17	\$6.383 /CCF	\$0.005 /SqFt
WATER	85.00 CCF			\$572.61	\$6.737 /CCF	\$0.006 /SqFt
Totals:		625,536 KBtu	6.712 KBtu/SqFt	\$10,241.46		

Energy

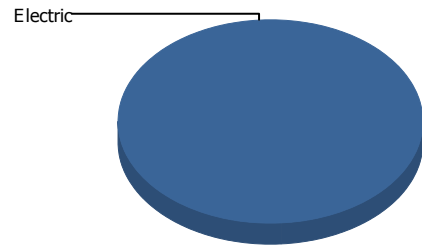


Cost



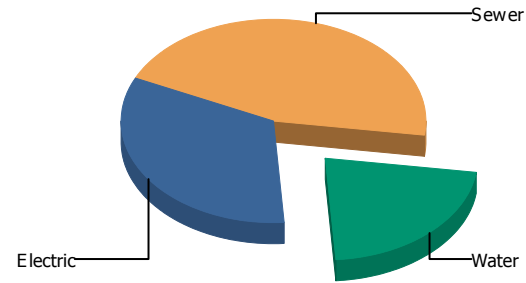
Commodity	Common Use	Energy Use	Energy Use / Area	Total Cost	Cost / Unit	Cost / Area
Place: [MULTI-MEDIA CENTER] MULTI-MEDIA CENTER [BUILDING]						
Area: 27,633 SqFt						
Billing Period: Mar 2018						
ELECTRIC	13,015.00 kWh	44,420 KBtu	1.608 KBtu/SqFt	\$1,295.41	\$0.100 /kWh	\$0.047 /SqFt
NATURALGAS	2,464.00 CCF	253,792 KBtu	9.184 KBtu/SqFt	\$1,530.39	\$0.621 /CCF	\$0.055 /SqFt
SEWER	84.00 CCF			\$253.71	\$3.020 /CCF	\$0.009 /SqFt
WATER	125.00 CCF			\$376.76	\$3.014 /CCF	\$0.014 /SqFt
Totals:		298,212 KBtu	10.792 KBtu/SqFt	\$3,456.27		

Energy



Electric 100.0%
 Sewer 0.0%
 Water 0.0%
 Total: 100.0%

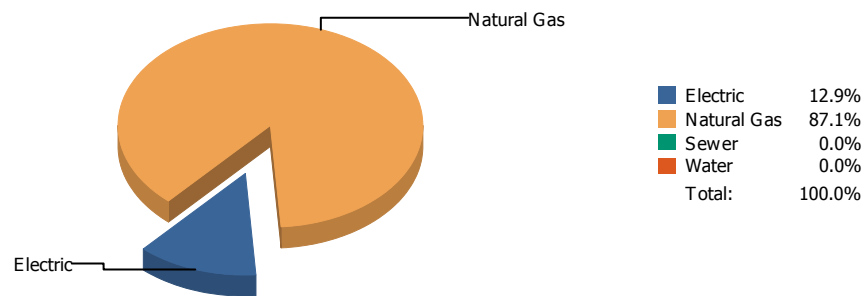
Cost



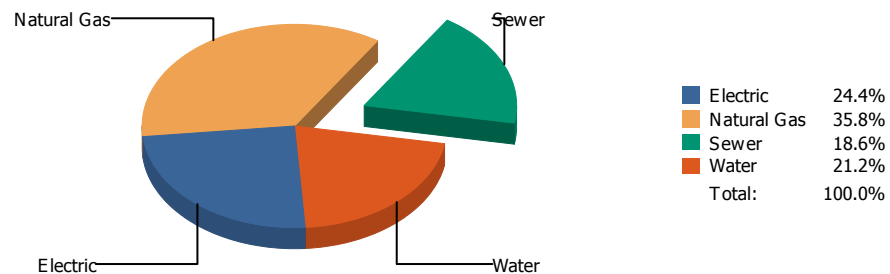
Electric 32.9%
 Sewer 45.5%
 Water 21.5%
 Total: 100.0%

Commodity	Common Use	Energy Use	Energy Use / Area	Total Cost	Cost / Unit	Cost / Area
Place: [NE AREA OFFICES] N.E. AREA OFFICES 882 [BUILDING]						
Area: 7,328 SqFt						
Billing Period: Mar 2018						
ELECTRIC	200.00 kWh	683 KBtu	0.093 KBtu/SqFt	\$43.79	\$0.219 /kWh	\$0.006 /SqFt
SEWER	0.00 CCF			\$60.56	\$0.000 /CCF	\$0.008 /SqFt
WATER	0.00 CCF			\$28.64	\$0.000 /CCF	\$0.004 /SqFt
Totals:		683 KBtu	0.093 KBtu/SqFt	\$132.99		

Energy

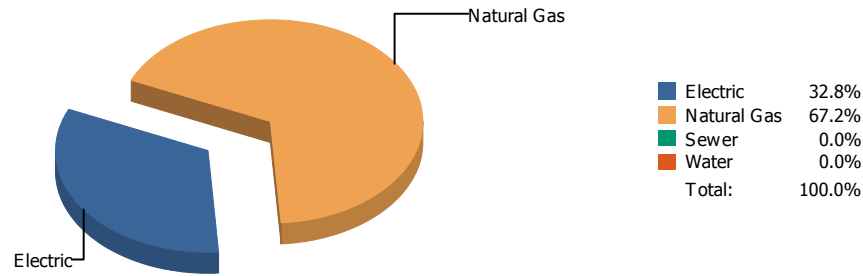


Cost

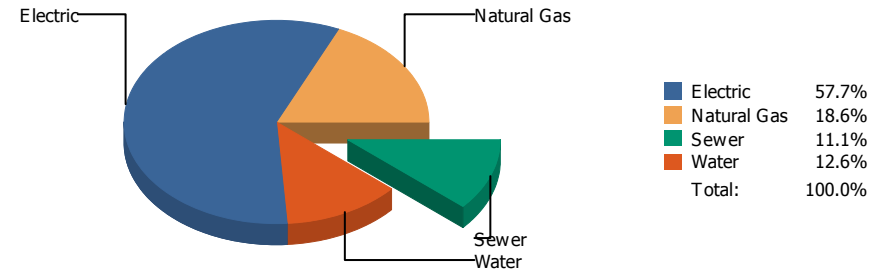


Commodity	Common Use	Energy Use	Energy Use / Area	Total Cost	Cost / Unit	Cost / Area
Place: [NE TRANSPORTATION] N.E. TRANSPORTATION 826 [BUILDING]						
Area: 5,995 SqFt						
Billing Period: Mar 2018						
ELECTRIC	4,855.00 kWh	16,570 KBtu	2.764 KBtu/SqFt	\$509.62	\$0.105 /kWh	\$0.085 /SqFt
NATURALGAS	1,085.00 CCF	111,755 KBtu	18.641 KBtu/SqFt	\$748.50	\$0.690 /CCF	\$0.125 /SqFt
SEWER	38.00 CCF			\$390.14	\$10.267 /CCF	\$0.065 /SqFt
WATER	51.00 CCF			\$443.77	\$8.701 /CCF	\$0.074 /SqFt
Totals:		128,325 KBtu	21.405 KBtu/SqFt	\$2,092.03		

Energy

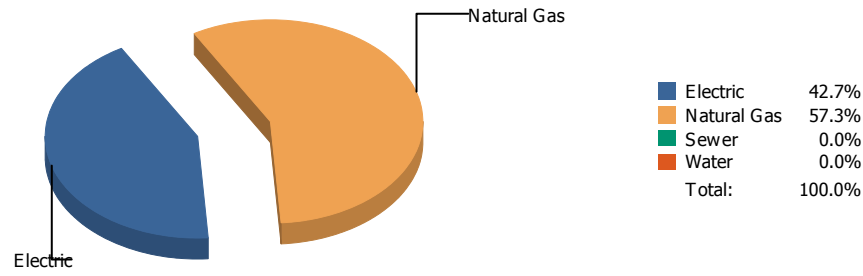


Cost

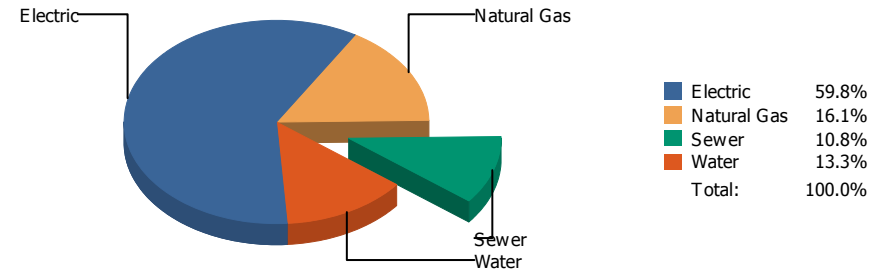


Commodity	Common Use	Energy Use	Energy Use / Area	Total Cost	Cost / Unit	Cost / Area
Place: [NEWMAN] NEWMAN ELEMENTARY 133 [BUILDING]						
Area: 73,291 SqFt						
Billing Period: Mar 2018						
ELECTRIC	29,322.00 kWh	100,076 KBtu	1.365 KBtu/SqFt	\$4,695.61	\$0.160 /kWh	\$0.064 /SqFt
NATURALGAS	1,990.00 CCF	204,970 KBtu	2.797 KBtu/SqFt	\$1,509.78	\$0.759 /CCF	\$0.020 /SqFt
SEWER	386.00 CCF			\$904.66	\$2.344 /CCF	\$0.012 /SqFt
WATER	364.00 CCF			\$1,028.25	\$2.825 /CCF	\$0.014 /SqFt
Totals:		305,046 KBtu	4.162 KBtu/SqFt	\$8,138.30		

Energy

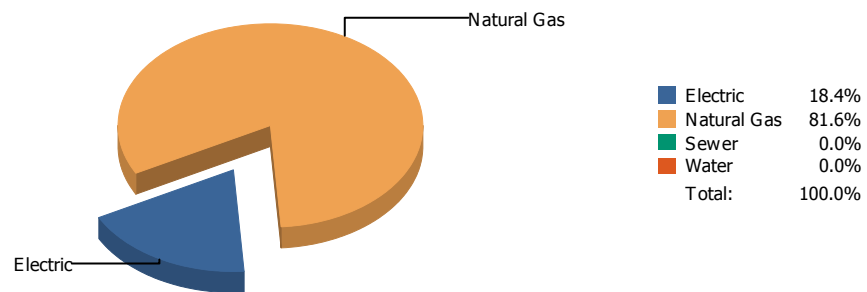


Cost

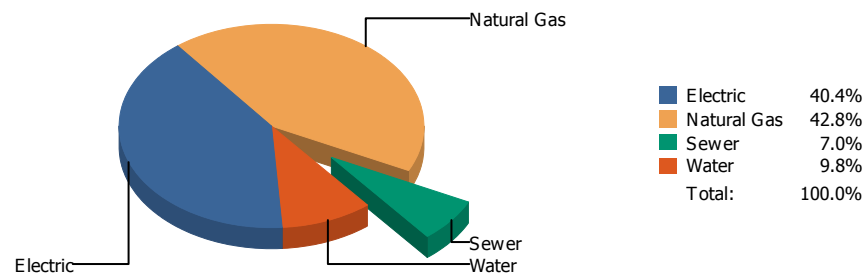


Commodity	Common Use	Energy Use	Energy Use / Area	Total Cost	Cost / Unit	Cost / Area
Place: [NIXON] L.A. NIXON 161 [BUILDING]						
Area: 76,873 SqFt						
Billing Period: Mar 2018						
ELECTRIC	38,640.00 kWh	131,878 KBtu	1.716 KBtu/SqFt	\$4,568.02	\$0.118 /kWh	\$0.059 /SqFt
NATURALGAS	1,715.00 CCF	176,645 KBtu	2.298 KBtu/SqFt	\$1,229.24	\$0.717 /CCF	\$0.016 /SqFt
SEWER	237.00 CCF			\$826.25	\$3.486 /CCF	\$0.011 /SqFt
WATER	287.00 CCF			\$1,013.20	\$3.530 /CCF	\$0.013 /SqFt
Totals:		308,523 KBtu	4.013 KBtu/SqFt	\$7,636.71		

Energy

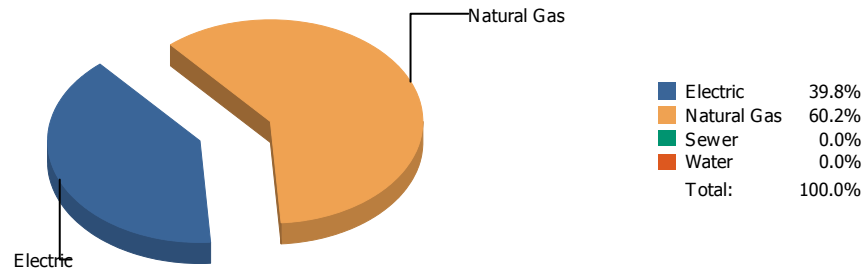


Cost

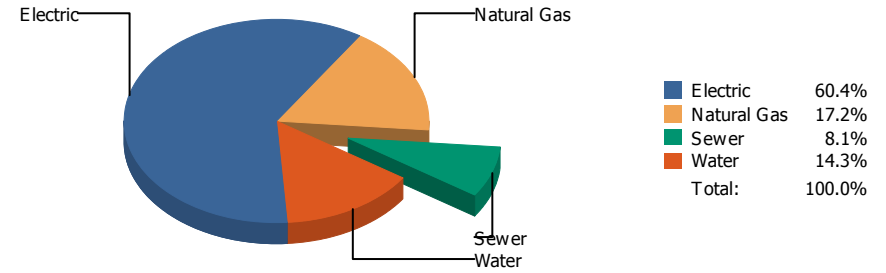


Commodity	Common Use	Energy Use	Energy Use / Area	Total Cost	Cost / Unit	Cost / Area
Place: [OCC. CTR] OCCUPATIONAL CTR. [BUILDING]						
Area: 11,845 SqFt						
Billing Period: Mar 2018						
ELECTRIC	4,700.00 kWh	16,041 KBtu	1.354 KBtu/SqFt	\$496.66	\$0.106 /kWh	\$0.042 /SqFt
NATURALGAS	692.00 CCF	71,276 KBtu	6.017 KBtu/SqFt	\$525.65	\$0.760 /CCF	\$0.044 /SqFt
SEWER	6.00 CCF			\$85.59	\$14.265 /CCF	\$0.007 /SqFt
WATER	10.00 CCF			\$120.38	\$12.038 /CCF	\$0.010 /SqFt
Totals:		87,317 KBtu	7.372 KBtu/SqFt	\$1,228.28		

Energy

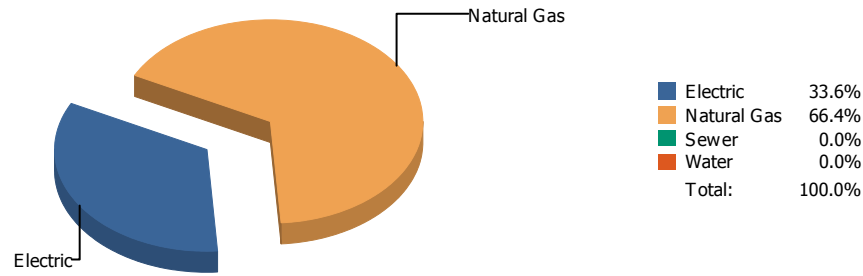


Cost

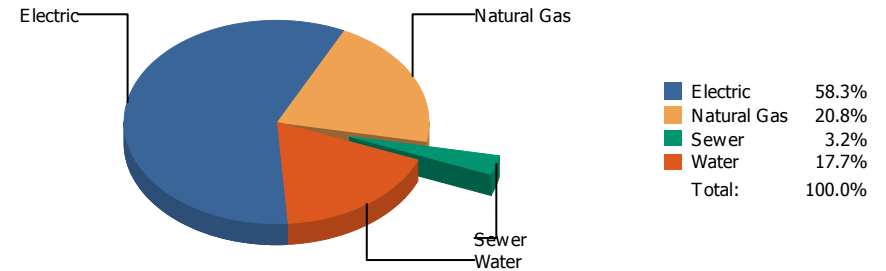


Commodity	Common Use	Energy Use	Energy Use / Area	Total Cost	Cost / Unit	Cost / Area
Place: [PARK] PARK 134 [BUILDING]						
Area: 63,609 SqFt						
Billing Period: Mar 2018						
ELECTRIC	33,461.00 kWh	114,202 KBtu	1.795 KBtu/SqFt	\$4,280.65	\$0.128 /kWh	\$0.067 /SqFt
NATURALGAS	1,679.00 CCF	172,937 KBtu	2.719 KBtu/SqFt	\$1,216.21	\$0.724 /CCF	\$0.019 /SqFt
SEWER	167.00 CCF			\$577.73	\$3.459 /CCF	\$0.009 /SqFt
WATER	293.00 CCF			\$1,015.91	\$3.467 /CCF	\$0.016 /SqFt
Totals:		287,139 KBtu	4.514 KBtu/SqFt	\$7,090.50		

Energy

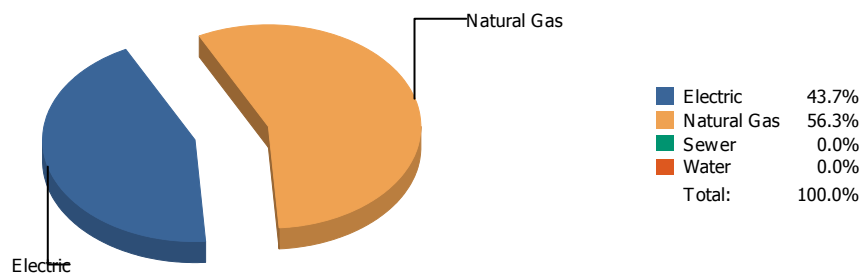


Cost

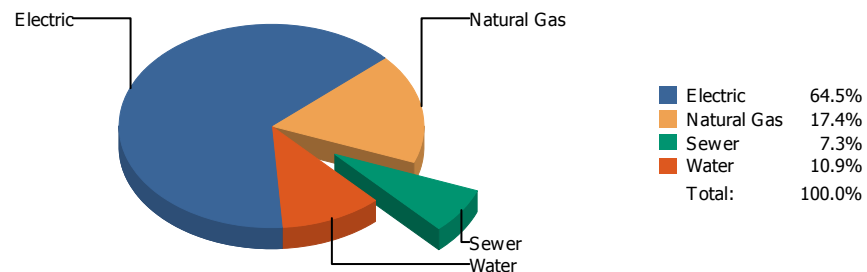


Commodity	Common Use	Energy Use	Energy Use / Area	Total Cost	Cost / Unit	Cost / Area
Place: [PAUL MORENO_1] PAUL MORENO 167 [BUILDING]						
Area: 87,824 SqFt						
Billing Period: Mar 2018						
ELECTRIC	43,200.00 kWh	147,442 KBtu	1.679 KBtu/SqFt	\$5,236.08	\$0.121 /kWh	\$0.060 /SqFt
NATURALGAS	2,835.00 CCF	292,005 KBtu	3.325 KBtu/SqFt	\$1,865.41	\$0.658 /CCF	\$0.021 /SqFt
SEWER	5.00 CCF			\$289.86	\$57.972 /CCF	\$0.003 /SqFt
WATER	182.00 CCF			\$1,590.55	\$8.739 /CCF	\$0.018 /SqFt
Totals:		439,447 KBtu	5.004 KBtu/SqFt	\$8,981.90		

Energy

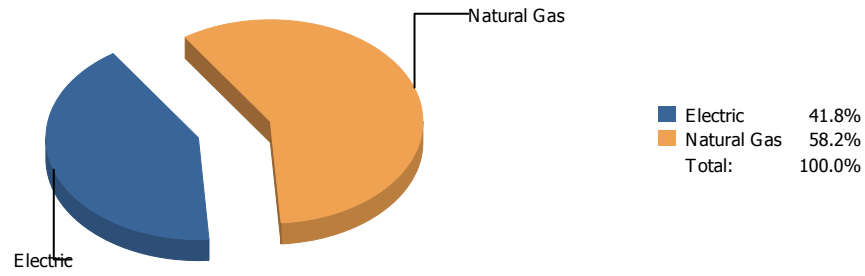


Cost

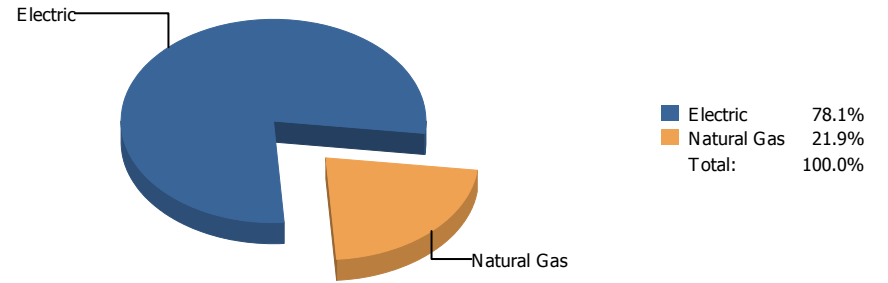


Commodity	Common Use	Energy Use	Energy Use / Area	Total Cost	Cost / Unit	Cost / Area
Place: [POLK] POLK 159 [BUILDING]						
Area: 67,321 SqFt						
Billing Period: Mar 2018						
ELECTRIC	42,600.00 kWh	145,394 KBtu	2.160 KBtu/SqFt	\$4,818.90	\$0.113 /kWh	\$0.071 /SqFt
NATURALGAS	1,820.00 CCF	187,460 KBtu	2.785 KBtu/SqFt	\$1,298.53	\$0.713 /CCF	\$0.019 /SqFt
SEWER	178.00 CCF			\$546.16	\$3.068 /CCF	\$0.008 /SqFt
WATER	277.00 CCF			\$811.43	\$2.929 /CCF	\$0.012 /SqFt
Totals:		332,854 KBtu	4.944 KBtu/SqFt	\$7,475.02		

Energy

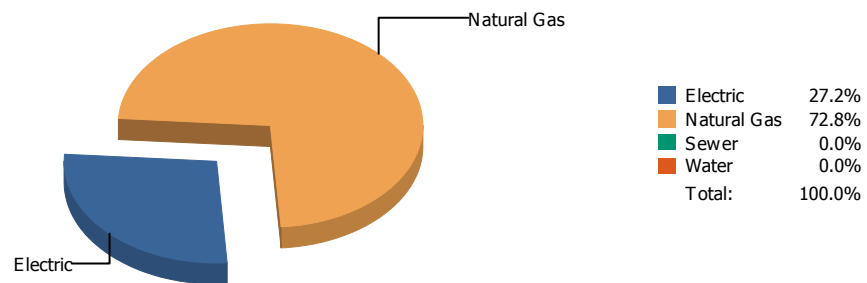


Cost

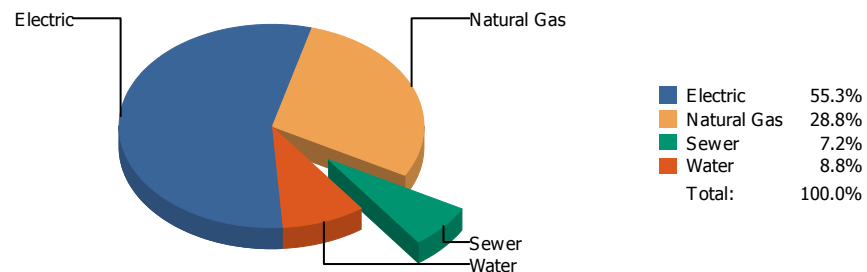


Commodity	Common Use	Energy Use	Energy Use / Area	Total Cost	Cost / Unit	Cost / Area
Place: [POWELL_2] POWELL		175 [BUILDING]				
Area: 79,770 SqFt						
Billing Period: Mar 2018						
ELECTRIC	41,040.00 kWh	140,070 KBtu	1.756 KBtu/SqFt	\$4,304.64	\$0.105 /kWh	\$0.054 /SqFt
NATURALGAS	1,897.00 CCF	195,391 KBtu	2.449 KBtu/SqFt	\$1,208.87	\$0.637 /CCF	\$0.015 /SqFt
Totals:		335,461 KBtu	4.205 KBtu/SqFt	\$5,513.51		

Energy

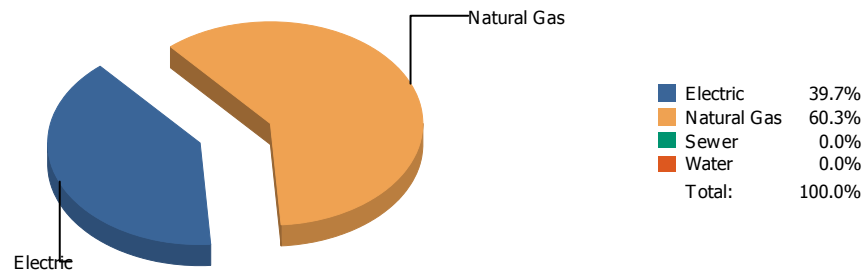


Cost

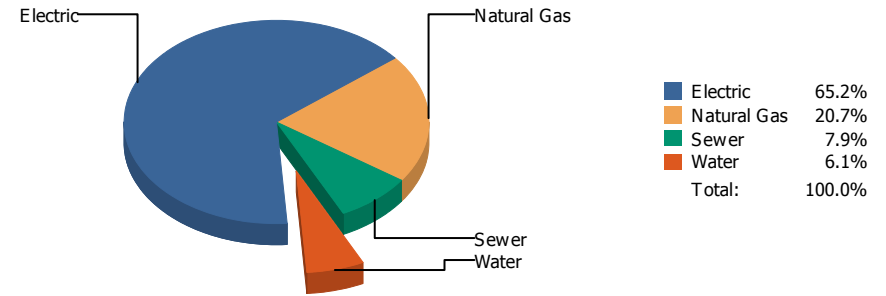


Commodity	Common Use	Energy Use	Energy Use / Area	Total Cost	Cost / Unit	Cost / Area
Place: [PROFESSIONAL DEV] EPISD PROF DEVELOPMENT CENTER931 [BUILDING]						
Area: 18,400 SqFt						
Billing Period: Mar 2018						
ELECTRIC	7,880.00 kWh	26,894 KBtu	1.462 KBtu/SqFt	\$1,025.61	\$0.130 /kWh	\$0.056 /SqFt
NATURALGAS	698.00 CCF	71,894 KBtu	3.907 KBtu/SqFt	\$533.80	\$0.765 /CCF	\$0.029 /SqFt
SEWER	31.00 CCF			\$133.34	\$4.301 /CCF	\$0.007 /SqFt
WATER	27.00 CCF			\$163.00	\$6.037 /CCF	\$0.009 /SqFt
Totals:		98,788 KBtu	5.369 KBtu/SqFt	\$1,855.75		

Energy

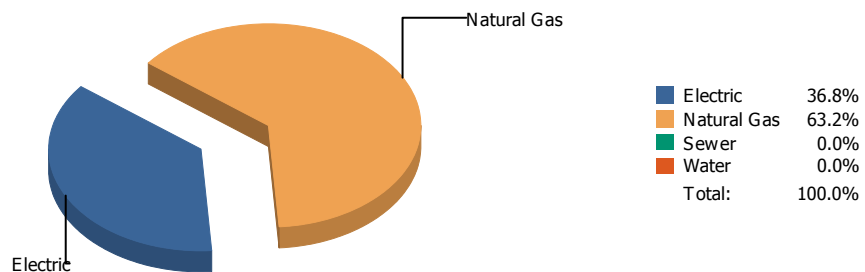


Cost

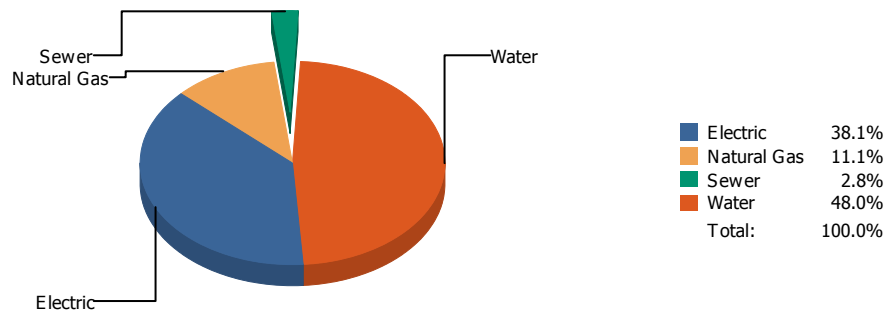


Commodity	Common Use	Energy Use	Energy Use / Area	Total Cost	Cost / Unit	Cost / Area
Place: [PUTNAM] PUTNAM 135 [BUILDING]						
Area: 61,978 SqFt						
Billing Period: Mar 2018						
ELECTRIC	42,987.00 kWh	146,715 KBtu	2.367 KBtu/SqFt	\$4,669.34	\$0.109 /kWh	\$0.075 /SqFt
NATURALGAS	2,164.00 CCF	222,892 KBtu	3.596 KBtu/SqFt	\$1,485.07	\$0.686 /CCF	\$0.024 /SqFt
SEWER	239.00 CCF			\$565.45	\$2.366 /CCF	\$0.009 /SqFt
WATER	153.00 CCF			\$438.94	\$2.869 /CCF	\$0.007 /SqFt
Totals:		369,607 KBtu	5.964 KBtu/SqFt	\$7,158.80		

Energy

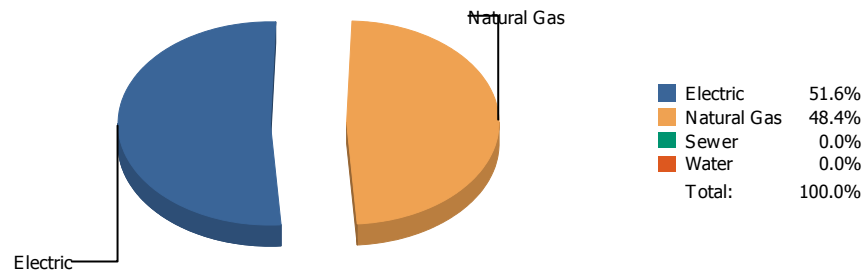


Cost

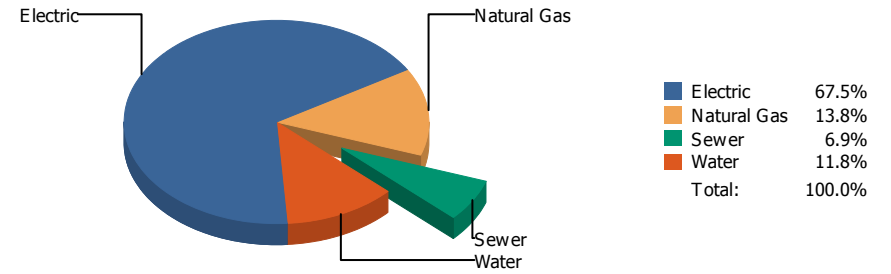


Commodity	Common Use	Energy Use	Energy Use / Area	Total Cost	Cost / Unit	Cost / Area
Place: [RICHARDS] RICHARDSON [BUILDING]						
Area: 115,872 SqFt						
Billing Period: Mar 2018						
ELECTRIC	73,500.00 kWh	250,856 KBtu	2.165 KBtu/SqFt	\$8,642.38	\$0.118 /kWh	\$0.075 /SqFt
NATURALGAS	4,188.00 CCF	431,364 KBtu	3.723 KBtu/SqFt	\$2,507.84	\$0.599 /CCF	\$0.022 /SqFt
SEWER	222.00 CCF			\$630.20	\$2.839 /CCF	\$0.005 /SqFt
WATER	1,567.00 CCF			\$10,875.34	\$6.940 /CCF	\$0.094 /SqFt
Totals:		682,220 KBtu	5.888 KBtu/SqFt	\$22,655.76		

Energy

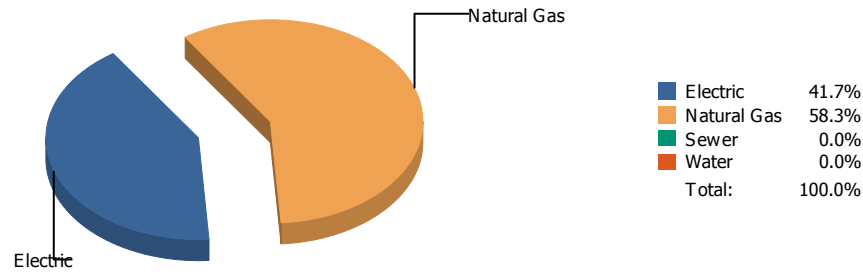


Cost

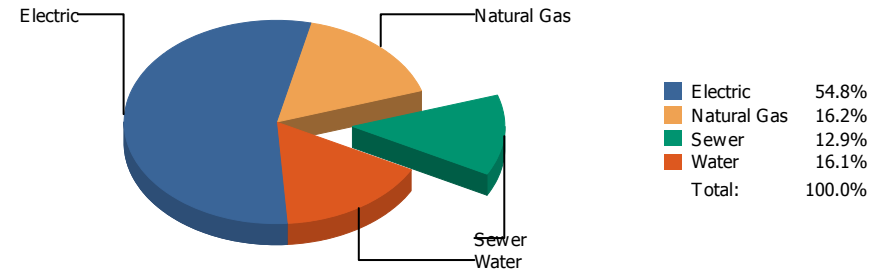


Commodity	Common Use	Energy Use	Energy Use / Area	Total Cost	Cost / Unit	Cost / Area
Place: [RIVERA] RIVERA 156 [BUILDING]						
Area: 77,562 SqFt						
Billing Period: Mar 2018						
ELECTRIC	48,894.00 kWh	166,875 KBtu	2.152 KBtu/SqFt	\$5,486.05	\$0.112 /kWh	\$0.071 /SqFt
NATURALGAS	1,517.00 CCF	156,251 KBtu	2.015 KBtu/SqFt	\$1,117.37	\$0.737 /CCF	\$0.014 /SqFt
SEWER	136.00 CCF			\$559.21	\$4.112 /CCF	\$0.007 /SqFt
WATER	203.00 CCF			\$961.12	\$4.735 /CCF	\$0.012 /SqFt
Totals:		323,126 KBtu	4.166 KBtu/SqFt	\$8,123.75		

Energy

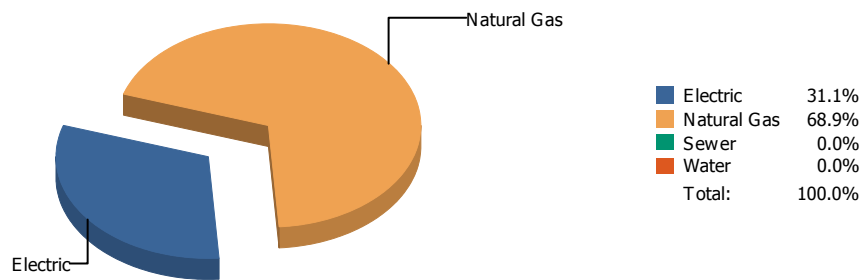


Cost

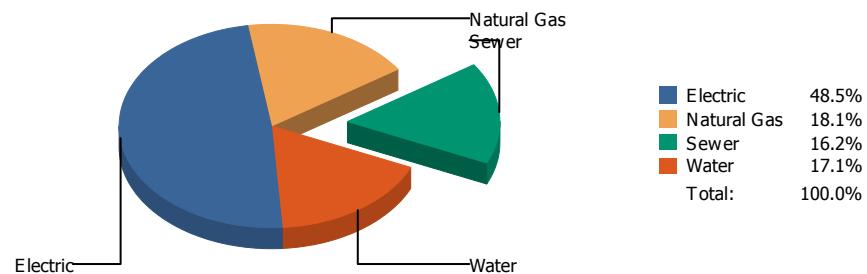


Commodity	Common Use	Energy Use	Energy Use / Area	Total Cost	Cost / Unit	Cost / Area
Place: [ROBERTS] ROBERTS 136 [BUILDING]						
Area: 81,457 SqFt						
Billing Period: Mar 2018						
ELECTRIC	49,700.00 kWh	169,626 KBtu	2.082 KBtu/SqFt	\$4,850.84	\$0.098 /kWh	\$0.060 /SqFt
NATURALGAS	2,299.00 CCF	236,797 KBtu	2.907 KBtu/SqFt	\$1,436.82	\$0.625 /CCF	\$0.018 /SqFt
SEWER	488.00 CCF			\$1,138.26	\$2.333 /CCF	\$0.014 /SqFt
WATER	538.00 CCF			\$1,419.96	\$2.639 /CCF	\$0.017 /SqFt
Totals:		406,423 KBtu	4.989 KBtu/SqFt	\$8,845.88		

Energy

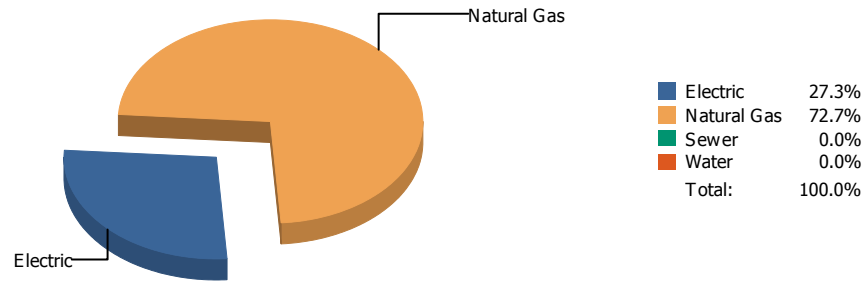


Cost

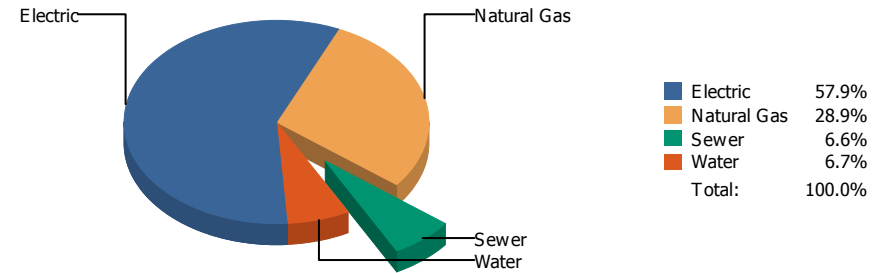


Commodity	Common Use	Energy Use	Energy Use / Area	Total Cost	Cost / Unit	Cost / Area
Place: [ROSS] ROSS 042 [BUILDING]						
Area: 131,497 SqFt						
Billing Period: Mar 2018						
ELECTRIC	51,701.00 kWh	176,456 KBtu	1.342 KBtu/SqFt	\$6,205.67	\$0.120 /kWh	\$0.047 /SqFt
NATURALGAS	3,792.00 CCF	390,576 KBtu	2.970 KBtu/SqFt	\$2,308.95	\$0.609 /CCF	\$0.018 /SqFt
SEWER	979.00 CCF			\$2,076.07	\$2.121 /CCF	\$0.016 /SqFt
WATER	919.00 CCF			\$2,191.73	\$2.385 /CCF	\$0.017 /SqFt
Totals:		567,032 KBtu	4.312 KBtu/SqFt	\$12,782.42		

Energy

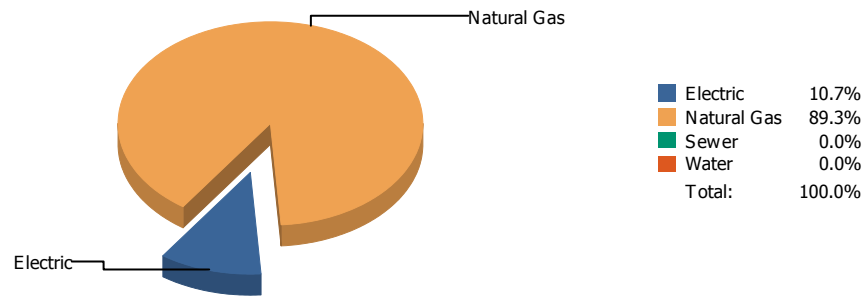


Cost

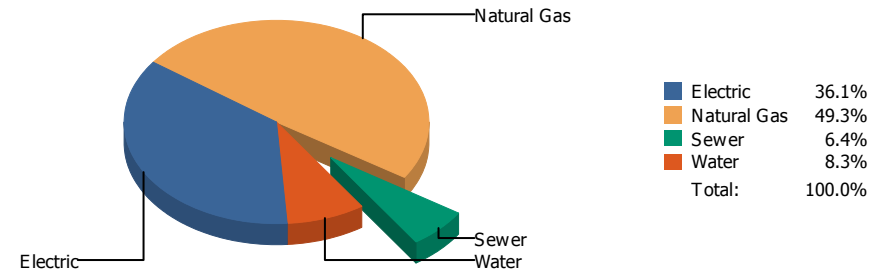


Commodity	Common Use	Energy Use	Energy Use / Area	Total Cost	Cost / Unit	Cost / Area
Place: [RUSK] RUSK 138 [BUILDING]						
Area: 67,240 SqFt						
Billing Period: Mar 2018						
ELECTRIC	22,307.00 kWh	76,134 KBtu	1.132 KBtu/SqFt	\$2,754.14	\$0.123 /kWh	\$0.041 /SqFt
NATURALGAS	1,965.00 CCF	202,395 KBtu	3.010 KBtu/SqFt	\$1,375.67	\$0.700 /CCF	\$0.020 /SqFt
SEWER	58.00 CCF			\$312.46	\$5.387 /CCF	\$0.005 /SqFt
WATER	83.00 CCF			\$316.67	\$3.815 /CCF	\$0.005 /SqFt
Totals:		278,529 KBtu	4.142 KBtu/SqFt	\$4,758.94		

Energy

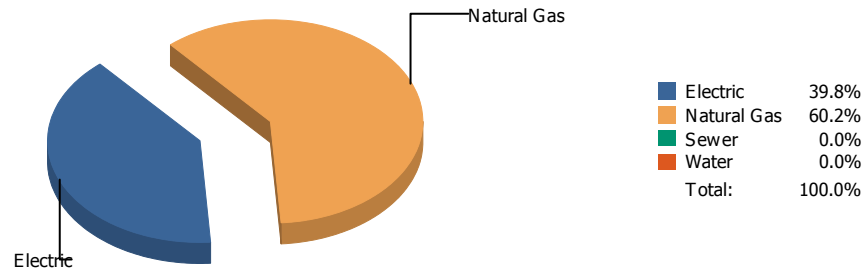


Cost

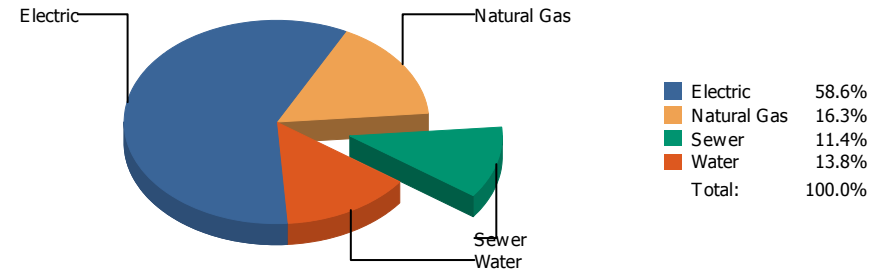


Commodity	Common Use	Energy Use	Energy Use / Area	Total Cost	Cost / Unit	Cost / Area
Place: [SAN JAC] SAN JACINTO 139 [BUILDING]						
Area: 29,589 SqFt						
Billing Period: Mar 2018						
ELECTRIC	4,900.00 kWh	16,724 KBtu	0.565 KBtu/SqFt	\$665.74	\$0.136 /kWh	\$0.022 /SqFt
NATURALGAS	1,353.00 CCF	139,359 KBtu	4.710 KBtu/SqFt	\$909.65	\$0.672 /CCF	\$0.031 /SqFt
SEWER	13.00 CCF			\$118.10	\$9.085 /CCF	\$0.004 /SqFt
WATER	21.00 CCF			\$153.16	\$7.293 /CCF	\$0.005 /SqFt
Totals:		156,083 KBtu	5.275 KBtu/SqFt	\$1,846.65		

Energy

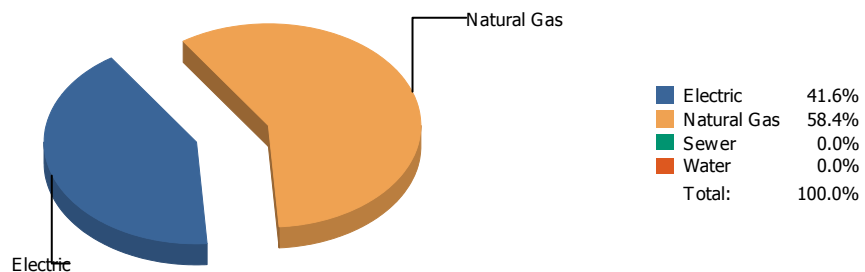


Cost

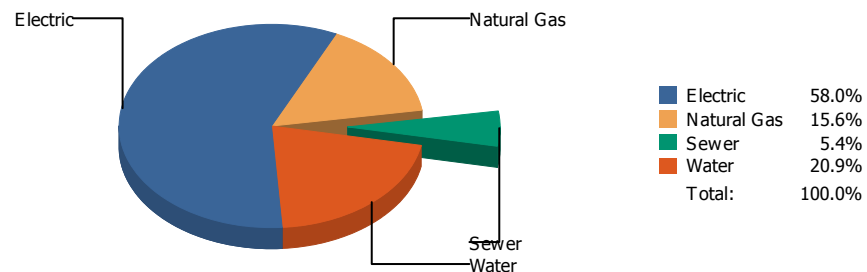


Commodity	Common Use	Energy Use	Energy Use / Area	Total Cost	Cost / Unit	Cost / Area
Place: [SCHUSTER] SCHUSTER 140 [BUILDING]						
Area: 34,371 SqFt						
Billing Period: Mar 2018						
ELECTRIC	19,419.00 kWh	66,277 KBtu	1.928 KBtu/SqFt	\$2,465.21	\$0.127 /kWh	\$0.072 /SqFt
NATURALGAS	973.00 CCF	100,219 KBtu	2.916 KBtu/SqFt	\$684.98	\$0.704 /CCF	\$0.020 /SqFt
SEWER	202.00 CCF			\$479.09	\$2.372 /CCF	\$0.014 /SqFt
WATER	220.00 CCF			\$581.01	\$2.641 /CCF	\$0.017 /SqFt
Totals:		166,496 KBtu	4.844 KBtu/SqFt	\$4,210.29		

Energy

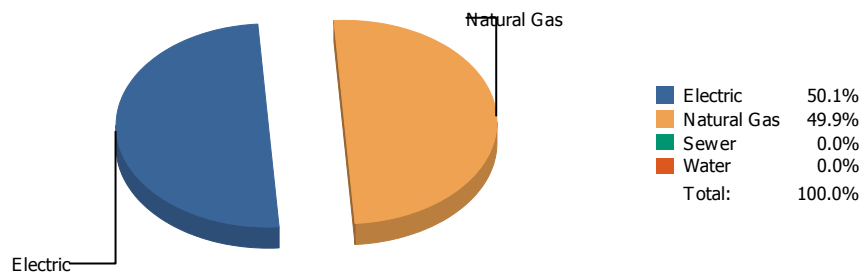


Cost

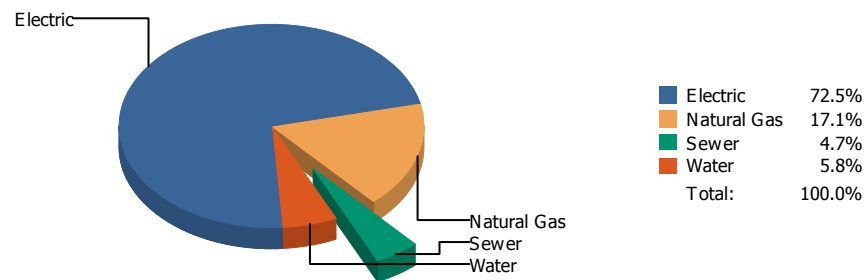


Commodity	Common Use	Energy Use	Energy Use / Area	Total Cost	Cost / Unit	Cost / Area
Place: [STANTON] STANTON 141 [BUILDING]						
Area: 75,957 SqFt						
Billing Period: Mar 2018						
ELECTRIC	22,132.00 kWh	75,537 KBtu	0.994 KBtu/SqFt	\$3,128.87	\$0.141 /kWh	\$0.041 /SqFt
NATURALGAS	1,031.00 CCF	106,193 KBtu	1.398 KBtu/SqFt	\$842.20	\$0.817 /CCF	\$0.011 /SqFt
SEWER	66.00 CCF			\$293.46	\$4.446 /CCF	\$0.004 /SqFt
WATER	229.00 CCF			\$1,126.25	\$4.918 /CCF	\$0.015 /SqFt
Totals:		181,730 KBtu	2.393 KBtu/SqFt	\$5,390.78		

Energy

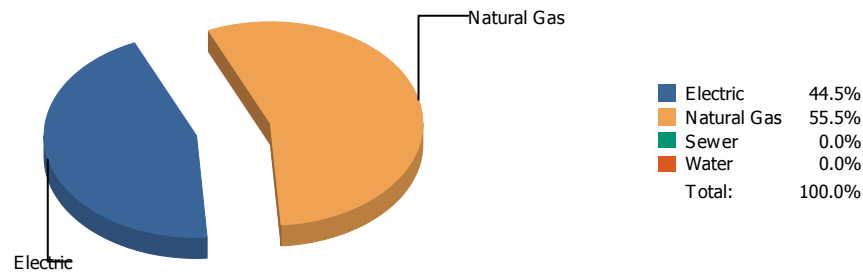


Cost

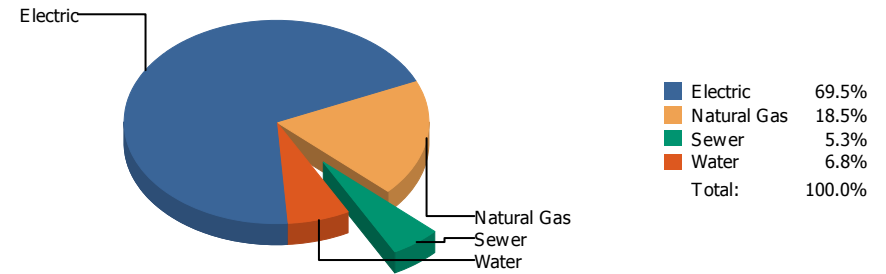


Commodity	Common Use	Energy Use	Energy Use / Area	Total Cost	Cost / Unit	Cost / Area
Place: [SUNSET HIGH_1] SUNSET HIGH SCHOOL [BUILDING]						
Area: 33,263 SqFt						
Billing Period: Mar 2018						
ELECTRIC	19,480.00 kWh	66,485 KBtu	1.999 KBtu/SqFt	\$2,118.00	\$0.109 /kWh	\$0.064 /SqFt
NATURALGAS	644.00 CCF	66,332 KBtu	1.994 KBtu/SqFt	\$498.45	\$0.774 /CCF	\$0.015 /SqFt
SEWER	23.00 CCF			\$137.20	\$5.965 /CCF	\$0.004 /SqFt
WATER	28.00 CCF			\$168.21	\$6.008 /CCF	\$0.005 /SqFt
Totals:		132,817 KBtu	3.993 KBtu/SqFt	\$2,921.86		

Energy

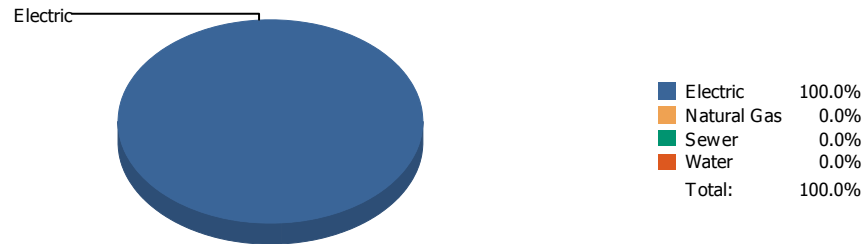


Cost

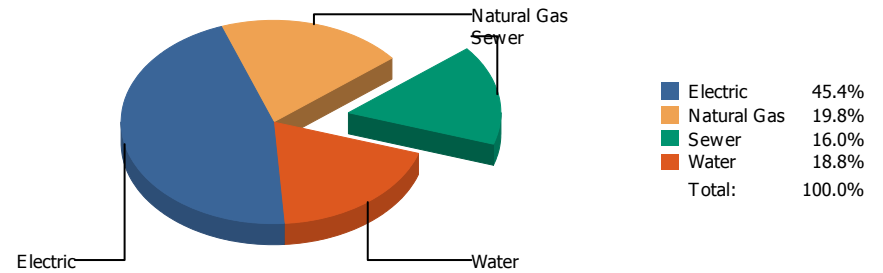


Commodity	Common Use	Energy Use	Energy Use / Area	Total Cost	Cost / Unit	Cost / Area
Place: [TELLES] R. TELLES ACADEMY 027 [BUILDING]						
Area: 38,000 SqFt						
Billing Period: Mar 2018						
ELECTRIC	36,800.00 kWh	125,598 KBtu	3.305 KBtu/SqFt	\$3,784.17	\$0.103 /kWh	\$0.100 /SqFt
NATURALGAS	1,523.00 CCF	156,869 KBtu	4.128 KBtu/SqFt	\$1,007.12	\$0.661 /CCF	\$0.027 /SqFt
SEWER	42.00 CCF			\$286.40	\$6.819 /CCF	\$0.008 /SqFt
WATER	56.00 CCF			\$368.97	\$6.589 /CCF	\$0.010 /SqFt
Totals:		282,467 KBtu	7.433 KBtu/SqFt	\$5,446.66		

Energy

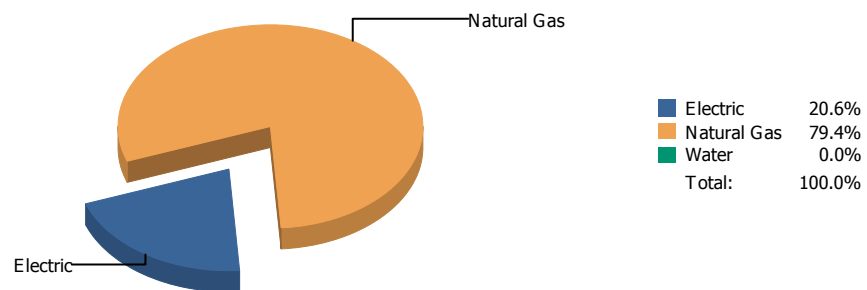


Cost

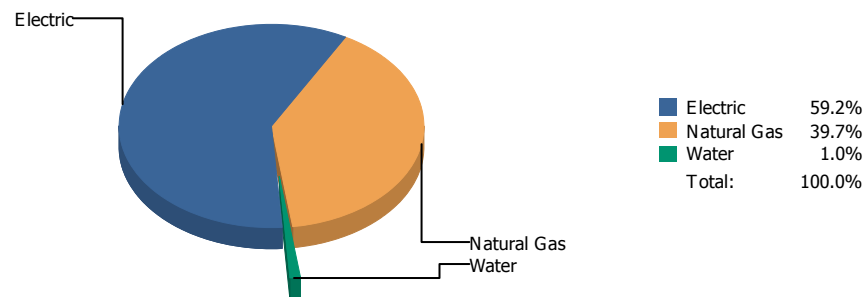


Commodity	Common Use	Energy Use	Energy Use / Area	Total Cost	Cost / Unit	Cost / Area
Place: [TENNISCENTER_2] TENNIS CENTER 000 [BUILDING]						
Area: 3,867 SqFt						
Billing Period: Mar 2018						
ELECTRIC	784.00 kWh	2,676 KBtu	0.692 KBtu/SqFt	\$281.46	\$0.359 /kWh	\$0.073 /SqFt
NATURALGAS	0.00 CCF	0 KBtu	0.000 KBtu/SqFt	\$122.56	\$0.000 /CCF	\$0.032 /SqFt
SEWER	3.00 CCF			\$99.00	\$33.000 /CCF	\$0.026 /SqFt
WATER	4.00 CCF			\$116.61	\$29.153 /CCF	\$0.030 /SqFt
Totals:		2,676 KBtu	0.692 KBtu/SqFt	\$619.63		

Energy

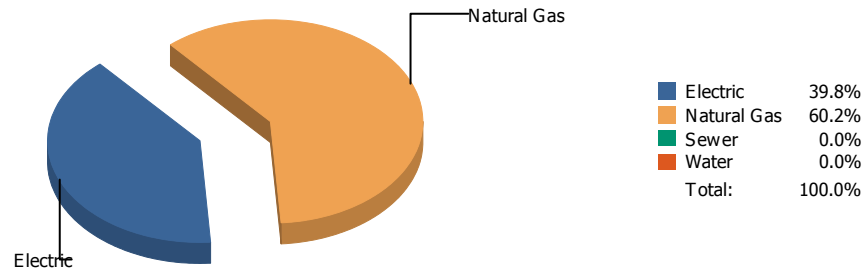


Cost

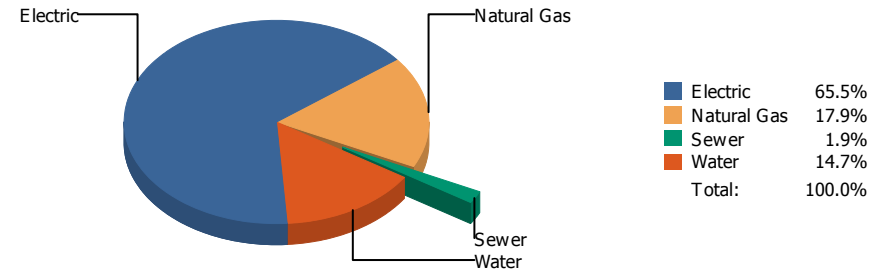


Commodity	Common Use	Energy Use	Energy Use / Area	Total Cost	Cost / Unit	Cost / Area
Place: [TERRACE] TERRACE HILLS 048 [BUILDING]						
Area: 138,021 SqFt						
Billing Period: Mar 2018						
ELECTRIC	25,200.00 kWh	86,008 KBtu	0.623 KBtu/SqFt	\$3,125.15	\$0.124 /kWh	\$0.023 /SqFt
NATURALGAS	3,228.00 CCF	332,484 KBtu	2.409 KBtu/SqFt	\$2,096.89	\$0.650 /CCF	\$0.015 /SqFt
WATER	0.00 CCF			\$54.48	\$0.000 /CCF	\$0.000 /SqFt
Totals:		418,492 KBtu	3.032 KBtu/SqFt	\$5,276.52		

Energy

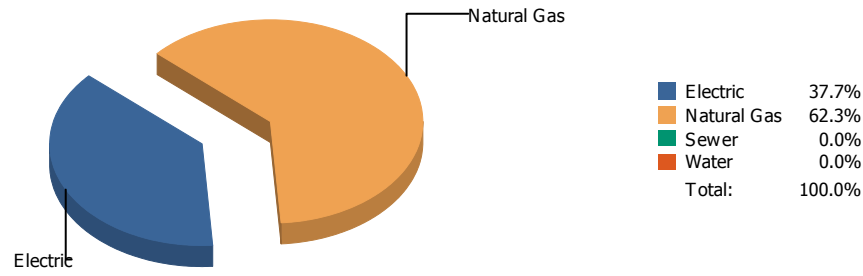


Cost

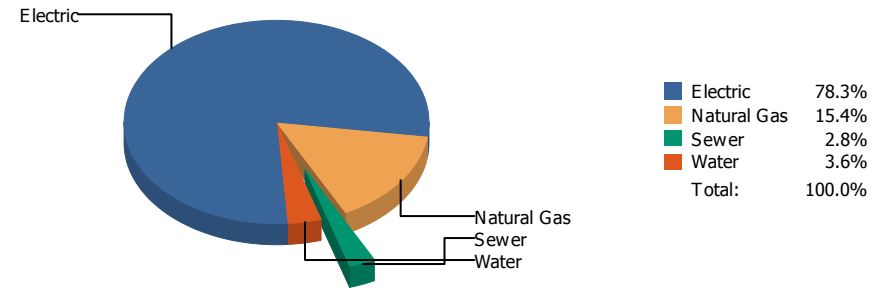


Commodity	Common Use	Energy Use	Energy Use / Area	Total Cost	Cost / Unit	Cost / Area
Place: [TIPPENELEMENTARY] TIPPIN ELEMENTARY 168 [BUILDING]						
Area: 88,360 SqFt						
Billing Period: Mar 2018						
ELECTRIC	64,680.00 kWh	220,753 KBtu	2.498 KBtu/SqFt	\$7,211.27	\$0.111 /kWh	\$0.082 /SqFt
NATURALGAS	3,238.00 CCF	333,514 KBtu	3.774 KBtu/SqFt	\$1,969.30	\$0.608 /CCF	\$0.022 /SqFt
SEWER	0.00 CCF			\$206.18	\$0.000 /CCF	\$0.002 /SqFt
WATER	189.00 CCF			\$1,618.74	\$8.565 /CCF	\$0.018 /SqFt
Totals:		554,267 KBtu	6.273 KBtu/SqFt	\$11,005.49		

Energy

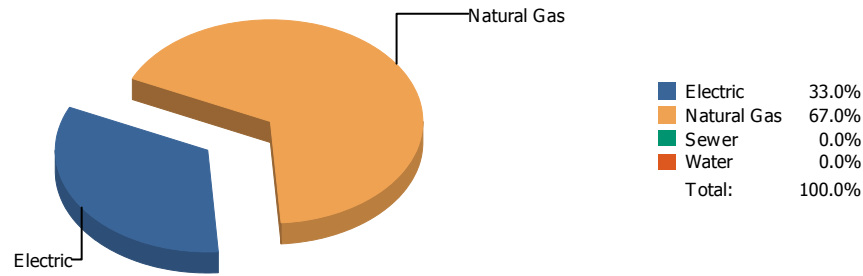


Cost

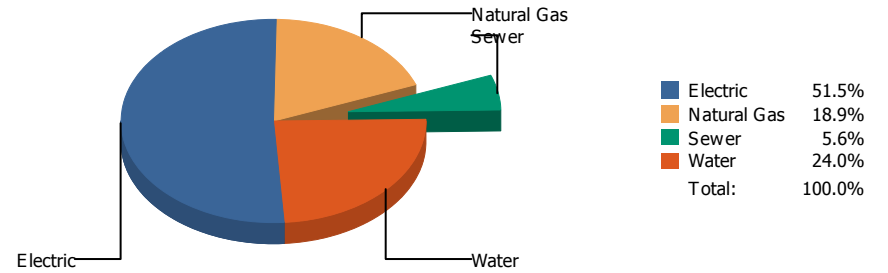


Commodity	Common Use	Energy Use	Energy Use / Area	Total Cost	Cost / Unit	Cost / Area
Place: [TOMLEA_2] TOM LEA 178 [BUILDING]						
Area: 88,828 SqFt						
Billing Period: Mar 2018						
ELECTRIC	67,640.00 kWh	230,855 KBtu	2.599 KBtu/SqFt	\$11,393.83	\$0.168 /kWh	\$0.128 /SqFt
NATURALGAS	3,708.00 CCF	381,924 KBtu	4.300 KBtu/SqFt	\$2,235.71	\$0.603 /CCF	\$0.025 /SqFt
SEWER	102.00 CCF			\$401.00	\$3.931 /CCF	\$0.005 /SqFt
WATER	120.00 CCF			\$529.62	\$4.414 /CCF	\$0.006 /SqFt
Totals:		612,779 KBtu	6.898 KBtu/SqFt	\$14,560.16		

Energy

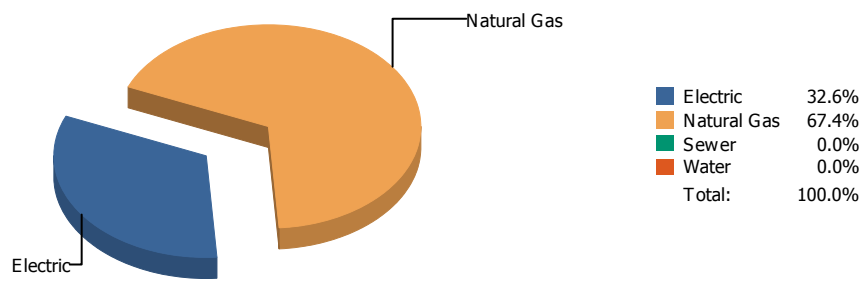


Cost

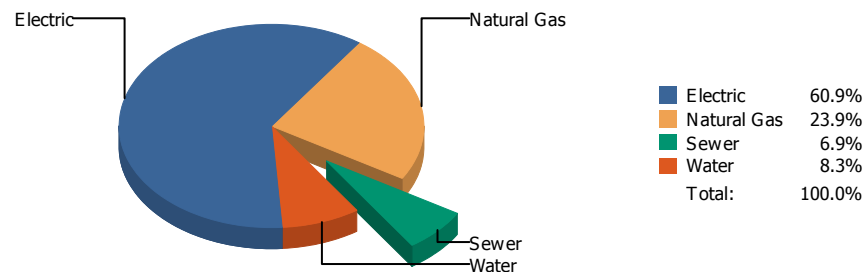


Commodity	Common Use	Energy Use	Energy Use / Area	Total Cost	Cost / Unit	Cost / Area
Place: [TRAVIS] TRAVIS 143 [BUILDING]						
Area: 78,925 SqFt						
Billing Period: Mar 2018						
ELECTRIC	23,640.00 kWh	80,683 KBtu	1.022 KBtu/SqFt	\$2,816.77	\$0.119 /kWh	\$0.036 /SqFt
NATURALGAS	1,589.00 CCF	163,667 KBtu	2.074 KBtu/SqFt	\$1,034.25	\$0.651 /CCF	\$0.013 /SqFt
SEWER	73.00 CCF			\$306.83	\$4.203 /CCF	\$0.004 /SqFt
WATER	251.00 CCF			\$1,315.37	\$5.241 /CCF	\$0.017 /SqFt
Totals:		244,350 KBtu	3.096 KBtu/SqFt	\$5,473.22		

Energy

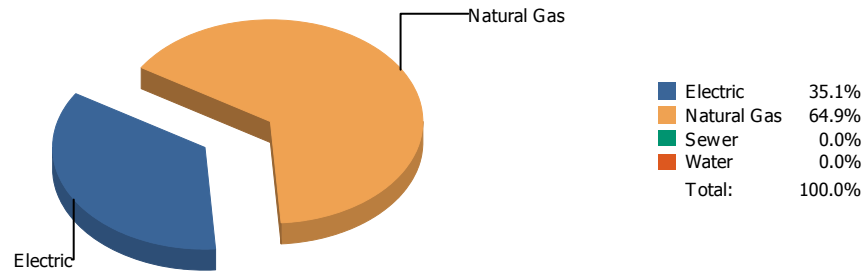


Cost

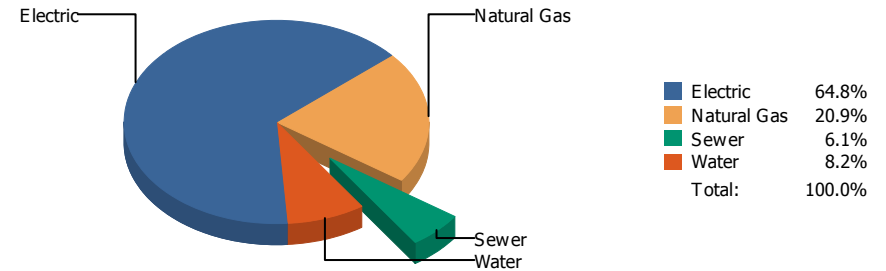


Commodity	Common Use	Energy Use	Energy Use / Area	Total Cost	Cost / Unit	Cost / Area
Place: [VILAS] VILAS 144 [BUILDING]						
Area: 66,992 SqFt						
Billing Period: Mar 2018						
ELECTRIC	35,309.00 kWh	120,510 KBtu	1.799 KBtu/SqFt	\$4,491.00	\$0.127 /kWh	\$0.067 /SqFt
NATURALGAS	2,417.00 CCF	248,951 KBtu	3.716 KBtu/SqFt	\$1,760.81	\$0.729 /CCF	\$0.026 /SqFt
SEWER	70.00 CCF			\$506.78	\$7.240 /CCF	\$0.007 /SqFt
WATER	85.00 CCF			\$614.79	\$7.233 /CCF	\$0.009 /SqFt
Totals:		369,461 KBtu	5.515 KBtu/SqFt	\$7,373.38		

Energy

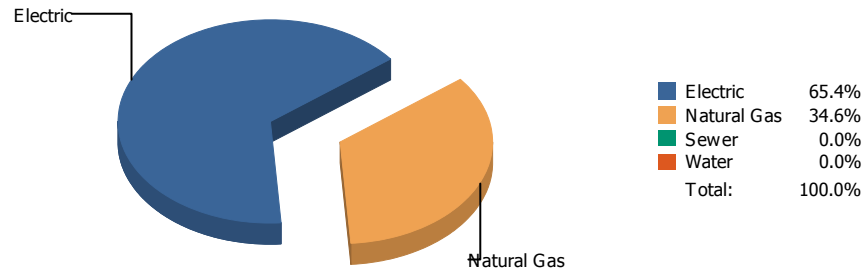


Cost

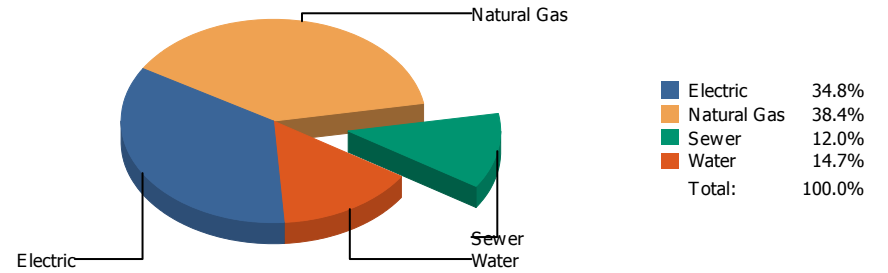


Commodity	Common Use	Energy Use	Energy Use / Area	Total Cost	Cost / Unit	Cost / Area
Place: [W HILLS] WESTERN HILLS 146 [BUILDING]						
Area: 77,753 SqFt						
Billing Period: Mar 2018						
ELECTRIC	39,360.00 kWh	134,336 KBtu	1.728 KBtu/SqFt	\$4,643.09	\$0.118 /kWh	\$0.060 /SqFt
NATURALGAS	2,411.00 CCF	248,333 KBtu	3.194 KBtu/SqFt	\$1,500.32	\$0.622 /CCF	\$0.019 /SqFt
SEWER	61.00 CCF			\$434.07	\$7.116 /CCF	\$0.006 /SqFt
WATER	121.00 CCF			\$590.39	\$4.879 /CCF	\$0.008 /SqFt
Totals:		382,669 KBtu	4.922 KBtu/SqFt	\$7,167.87		

Energy



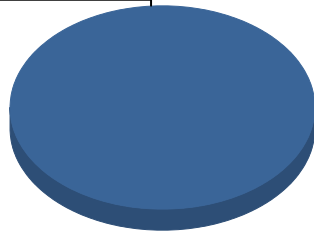
Cost



Commodity	Common Use	Energy Use	Energy Use / Area	Total Cost	Cost / Unit	Cost / Area
Place: [WAINWRIG] WAINWRIGHT 145 [BUILDING]						
Area: 38,227 SqFt						
Billing Period: Mar 2018						
ELECTRIC	65,424.00 kWh	223,292 KBtu	5.841 KBtu/SqFt	\$822.50	\$0.013 /kWh	\$0.021 /SqFt
NATURALGAS	1,146.00 CCF	118,038 KBtu	3.088 KBtu/SqFt	\$907.43	\$0.792 /CCF	\$0.024 /SqFt
SEWER	51.00 CCF			\$283.95	\$5.568 /CCF	\$0.007 /SqFt
WATER	61.00 CCF			\$347.17	\$5.691 /CCF	\$0.009 /SqFt
Totals:		341,330 KBtu	8.929 KBtu/SqFt	\$2,361.05		

Energy

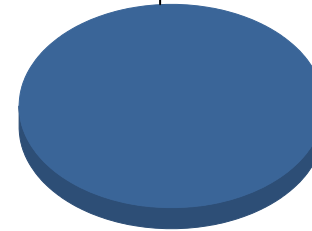
Electric



■ Electric 100.0%
Total: 100.0%

Cost

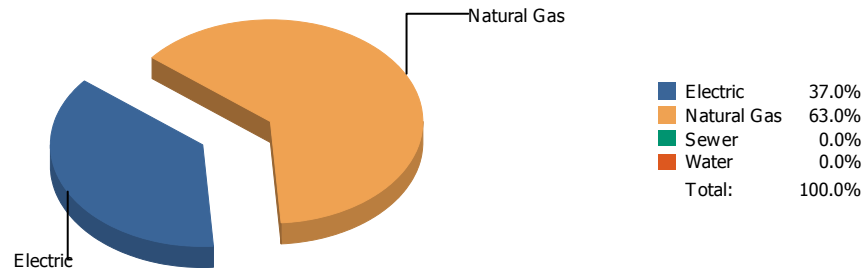
Electric



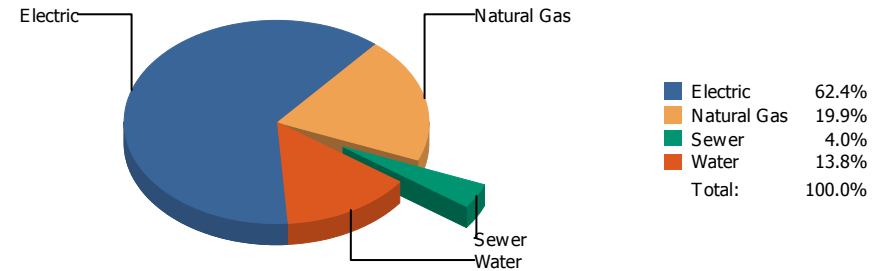
■ Electric 100.0%
Total: 100.0%

Commodity	Common Use	Energy Use	Energy Use / Area	Total Cost	Cost / Unit	Cost / Area
Place: [WESTSIDE] WESTSIDE TRANSPORTATION 951 [BUILDING]						
Area: 4,040 SqFt						
Billing Period: Mar 2018						
ELECTRIC	2,864.00 kWh	9,775 KBtu	2.420 KBtu/SqFt	\$359.05	\$0.125 /kWh	\$0.089 /SqFt
Totals:		9,775 KBtu	2.420 KBtu/SqFt	\$359.05		

Energy

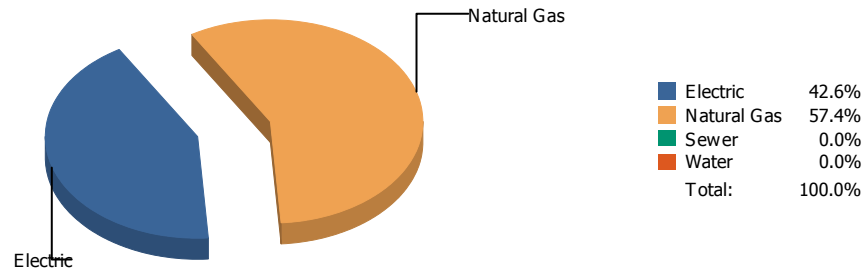


Cost

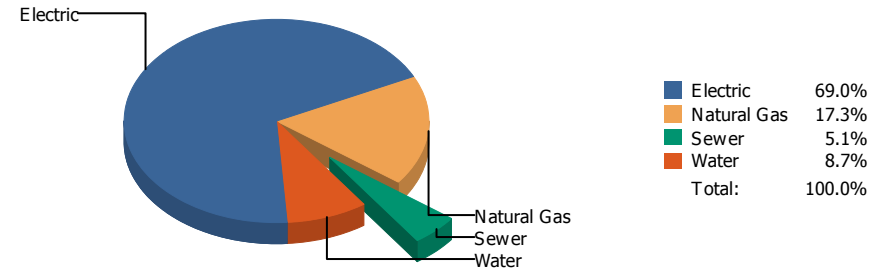


Commodity	Common Use	Energy Use	Energy Use / Area	Total Cost	Cost / Unit	Cost / Area
Place: [WHITAKER] WHITAKER 153 [BUILDING]						
Area: 89,458 SqFt						
Billing Period: Mar 2018						
ELECTRIC	69,960.00 kWh	238,773 KBtu	2.669 KBtu/SqFt	\$7,438.18	\$0.106 /kWh	\$0.083 /SqFt
NATURALGAS	3,945.00 CCF	406,335 KBtu	4.542 KBtu/SqFt	\$2,370.06	\$0.601 /CCF	\$0.026 /SqFt
SEWER	91.00 CCF			\$473.26	\$5.201 /CCF	\$0.005 /SqFt
WATER	437.00 CCF			\$1,648.20	\$3.772 /CCF	\$0.018 /SqFt
Totals:		645,108 KBtu	7.211 KBtu/SqFt	\$11,929.70		

Energy

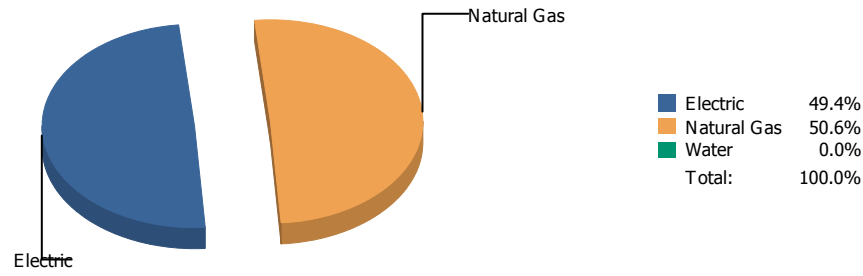


Cost

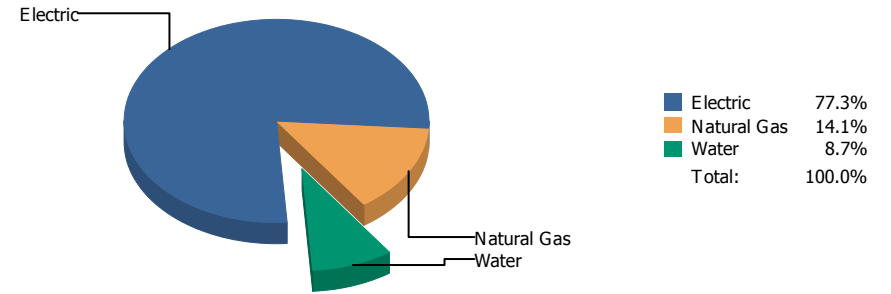


Commodity	Common Use	Energy Use	Energy Use / Area	Total Cost	Cost / Unit	Cost / Area
Place: [WHITE] ZACH WHITE ELEMENTARY NEW-1997 [BUILDING]						
Area: 92,458 SqFt						
Billing Period: Mar 2018						
ELECTRIC	45,000.00 kWh	153,585 KBtu	1.661 KBtu/SqFt	\$5,572.86	\$0.124 /kWh	\$0.060 /SqFt
NATURALGAS	2,008.00 CCF	206,824 KBtu	2.237 KBtu/SqFt	\$1,395.32	\$0.695 /CCF	\$0.015 /SqFt
SEWER	116.00 CCF			\$408.10	\$3.518 /CCF	\$0.004 /SqFt
WATER	155.00 CCF			\$700.77	\$4.521 /CCF	\$0.007 /SqFt
Totals:		360,409 KBtu	3.898 KBtu/SqFt	\$8,077.05		

Energy

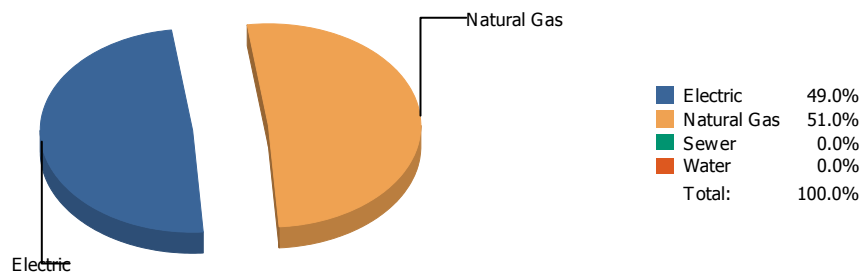


Cost

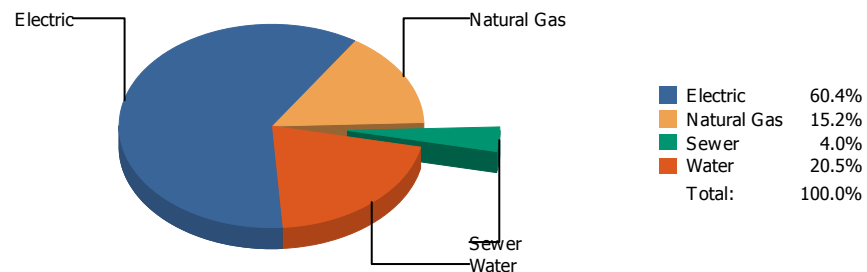


Commodity	Common Use	Energy Use	Energy Use / Area	Total Cost	Cost / Unit	Cost / Area
Place: [WIGGS] WIGGS 052 [BUILDING]						
Area: 110,689 SqFt						
Billing Period: Mar 2018						
ELECTRIC	55,620.00 kWh	189,831 KBtu	1.715 KBtu/SqFt	\$6,617.29	\$0.119 /kWh	\$0.060 /SqFt
NATURALGAS	1,888.00 CCF	194,464 KBtu	1.757 KBtu/SqFt	\$1,203.78	\$0.638 /CCF	\$0.011 /SqFt
WATER	119.00 CCF			\$741.82	\$6.234 /CCF	\$0.007 /SqFt
Totals:		384,295 KBtu	3.472 KBtu/SqFt	\$8,562.89		

Energy

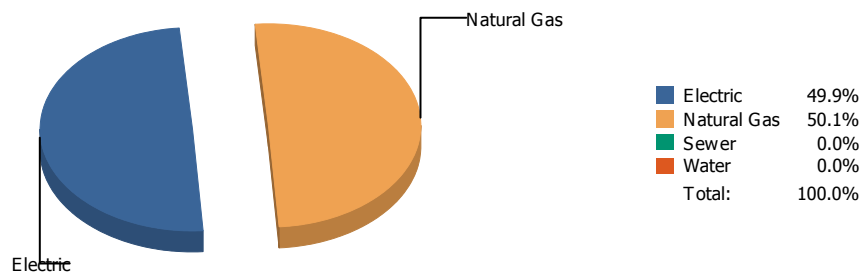


Cost

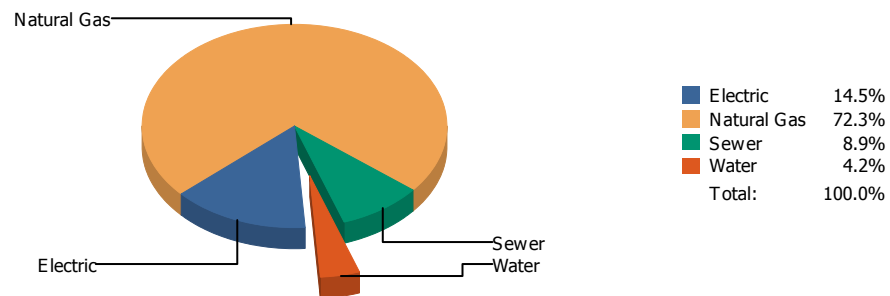


Commodity	Common Use	Energy Use	Energy Use / Area	Total Cost	Cost / Unit	Cost / Area
Place: [ZAVALA] ZAVALA 148 [BUILDING]						
Area: 53,356 SqFt						
Billing Period: Mar 2018						
ELECTRIC	27,250.00 kWh	93,004 KBtu	1.743 KBtu/SqFt	\$2,678.32	\$0.098 /kWh	\$0.050 /SqFt
NATURALGAS	939.00 CCF	96,717 KBtu	1.813 KBtu/SqFt	\$672.07	\$0.716 /CCF	\$0.013 /SqFt
SEWER	43.00 CCF			\$175.40	\$4.079 /CCF	\$0.003 /SqFt
WATER	128.00 CCF			\$910.16	\$7.111 /CCF	\$0.017 /SqFt
Totals:		189,721 KBtu	3.556 KBtu/SqFt	\$4,435.95		

Energy

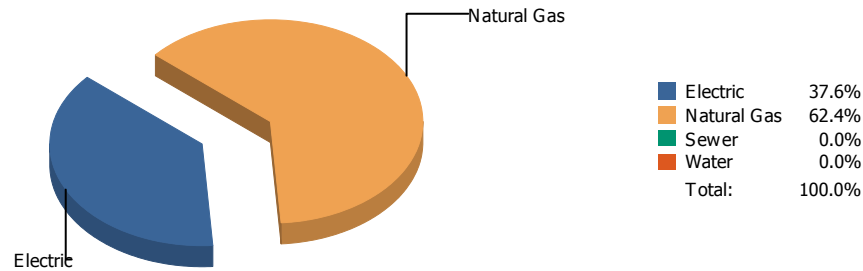


Cost

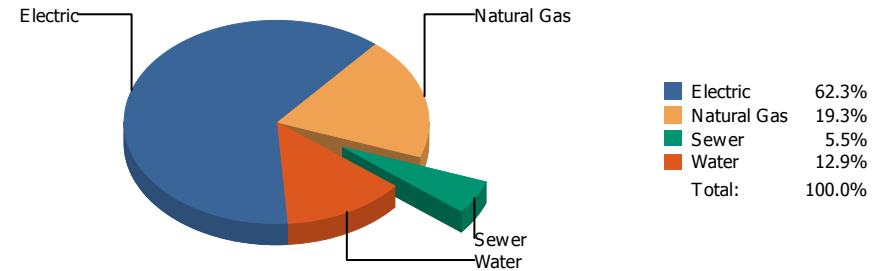


Commodity	Common Use	Energy Use	Energy Use / Area	Total Cost	Cost / Unit	Cost / Area
Place: [ZUNI] ZUNI COTTAGES 952 [BUILDING]						
Area: 3,505 SqFt						
Billing Period: Mar 2018						
ELECTRIC	30.00 kWh	102 KBtu	0.029 KBtu/SqFt	\$49.40	\$1.647 /kWh	\$0.014 /SqFt
NATURALGAS	1.00 CCF	103 KBtu	0.029 KBtu/SqFt	\$245.70	\$245.700 /CCF	\$0.070 /SqFt
SEWER	0.00 CCF			\$30.28	\$0.000 /CCF	\$0.009 /SqFt
WATER	0.00 CCF			\$14.32	\$0.000 /CCF	\$0.004 /SqFt
Totals:		205 KBtu	0.059 KBtu/SqFt	\$339.70		

Energy



Cost



Commodity	Common Use	Energy Use	Energy Use / Area	Total Cost	Cost / Unit	Cost / Area
Place Summary Report						
Area: 10,748,824 SqFt						
Billing Period: Mar 2018						
ELECTRIC	5,683,298.00 kWh	19,397,096 KBtu	1.805 KBtu/SqFt	\$650,005.03	\$0.114 /kWh	\$0.060 /SqFt
NATURALGAS	313,056.00 CCF	32,244,768 KBtu	3.000 KBtu/SqFt	\$201,144.28	\$0.643 /CCF	\$0.019 /SqFt
SEWER	16,560.00 CCF			\$57,237.84	\$3.456 /CCF	\$0.005 /SqFt
WATER	32,212.00 CCF			\$134,914.47	\$4.188 /CCF	\$0.013 /SqFt
Totals:		51,641,864 KBtu	4.804 KBtu/SqFt	\$1,043,301.62		

* Please note per area calculations only include buildings with a floor area greater than 0.

Requested by: deiland

Client version:

Report version: 7

Filters: Meters in Building Name: Not one of NORTHEAST BOOK DEPOSITORY 814;ZACH WHITE MODULAR SCHOOL 147;START SCHOOL EARLY 1 DAY
VALUE;STADIUM RATE CHANGES;SKY PARK IB1;SKY PARK I 200;SKY PARK;REMCON COTTAGES;PARKDALE COTTAGES 957;NEW COMPUTERS SINCE JUNE
1990;Lighting;HONDO PASS COTTAGES;Butterfield Trail Warehouse;BRANON COTTAGES 955;BLUE FLAME BLDG.;BARCELONA COTTAGES;ALL REFUNDS AND
REBATES; ; Bill is Void Equals 0; Account is Active Equals 1; Bill is from External Vendor Equals 1; ; Billing Period Equals Mar 2018

Record count: 0