

**elpaso**

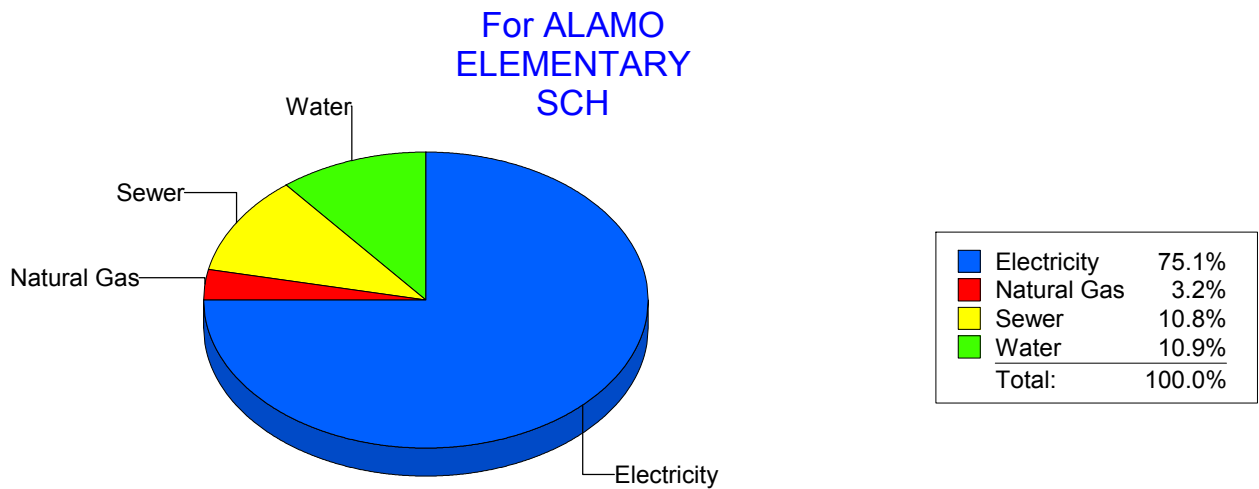
Energy CAP

Cost Avoidance Program

**Cost Summary Graph**

Grouped by Energy Type

Energy Type	Use	Units	Meter Cost	Special Charges	Total Cost	Avg Unit Cost	% of Total Cost
<b>Site: ALAMO ELEMENTARY SCH - ALAMO ELEMENTARY SCH</b>							
Electricity	4,250	KWH	\$866.21	\$0.00	\$866.21	0.2038	75.13%
Natural Gas	0	CCF	\$37.02	\$0.00	\$37.02	0.0000	3.21%
Water	0	CCF	\$125.26	\$0.00	\$125.26	0.0000	10.86%
Sewer	0	CCF	\$124.48	\$0.00	\$124.48	0.0000	10.80%
<b>Total Cost:</b>			<b>\$1,152.97</b>	<b>\$0.00</b>	<b>\$1,152.97</b>		



*Filters: Cost Center Name Not Equal To DoNotReport; Billing Period Equal To 201108All Meter CodesAll Group Names*

**elpaso**

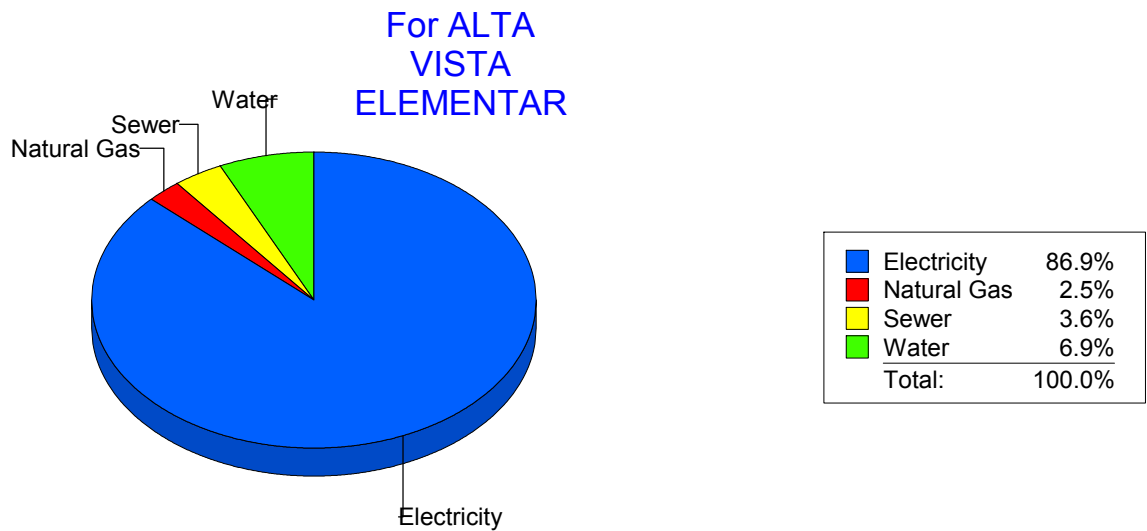
Energy CAP

Cost Avoidance Program

**Cost Summary Graph**

Grouped by Energy Type

Energy Type	Use	Units	Meter Cost	Special Charges	Total Cost	Avg Unit Cost	% of Total Cost
<b>Site: ALTA VISTA ELEMENTAR - ALTA VISTA ELEMENTAR</b>							
Electricity	26,100	KWH	\$4,162.95	\$0.00	\$4,162.95	0.1595	86.93%
Natural Gas	95	CCF	\$120.99	\$0.00	\$120.99	1.2736	2.53%
Water	163	CCF	\$332.13	\$0.00	\$332.13	2.0376	6.94%
Sewer	87	CCF	\$172.73	\$0.00	\$172.73	1.9854	3.61%
<b>Total Cost:</b>			<b>\$4,788.80</b>	<b>\$0.00</b>	<b>\$4,788.80</b>		



*Filters: Cost Center Name Not Equal To DoNotReport; Billing Period Equal To 201108All Meter CodesAll Group Names*

**el Paso**

Energy CAP

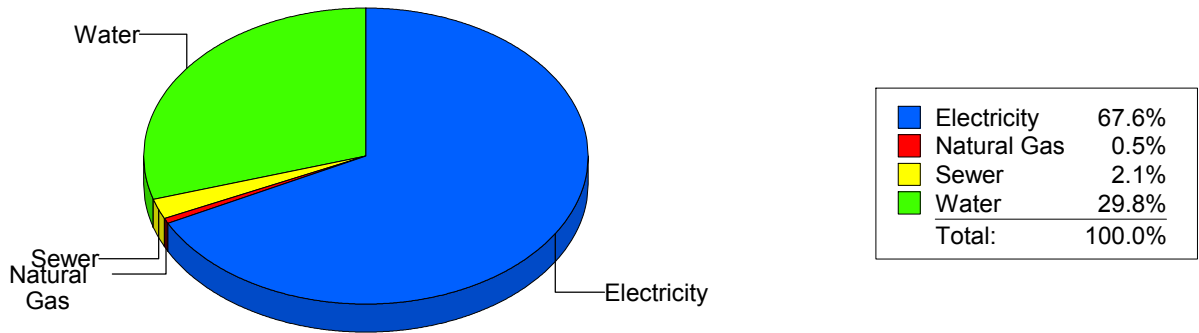
Cost Avoidance Program

**Cost Summary Graph**

Grouped by Energy Type

Energy Type	Use	Units	Meter Cost	Special Charges	Total Cost	Avg Unit Cost	% of Total Cost
<b>Site: ANDRESS HIGH SCHOOL - ANDRESS HIGH SCHOOL</b>							
Electricity	200,181	KWH	\$24,867.18	\$0.00	\$24,867.18	0.1242	67.57%
Natural Gas	131	CCF	\$178.25	\$0.00	\$178.25	1.3607	0.48%
Water	2,985	CCF	\$10,979.34	\$0.00	\$10,979.34	3.6782	29.84%
Sewer	502	CCF	\$775.15	\$0.00	\$775.15	1.5441	2.11%
<b>Total Cost:</b>			<b>\$36,799.92</b>	<b>\$0.00</b>	<b>\$36,799.92</b>		

For ANDRESS HIGH SCHOOL



*Filters: Cost Center Name Not Equal To DoNotReport; Billing Period Equal To 201108All Meter CodesAll Group Names*

**elpaso**

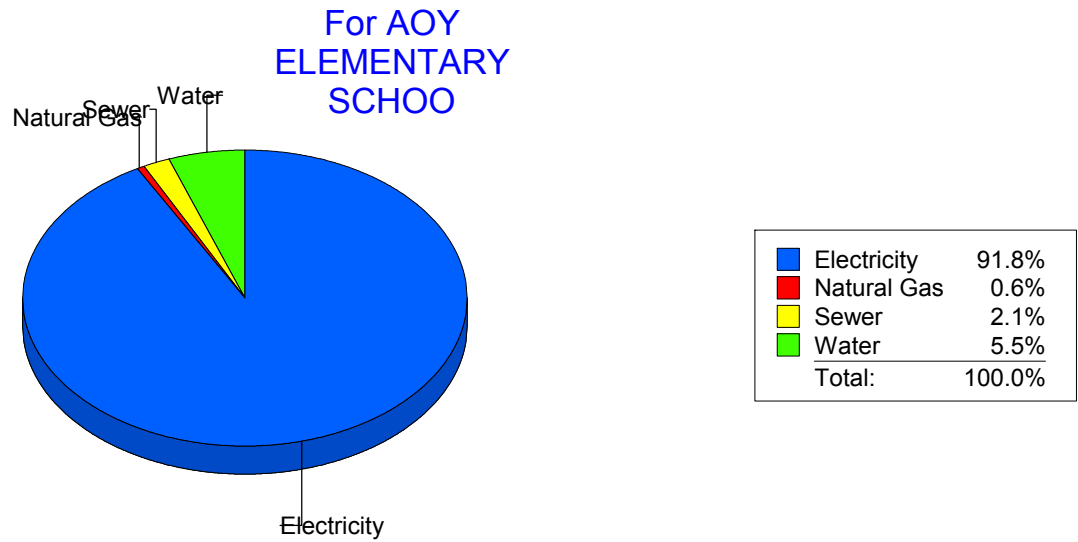
Energy CAP

Cost Avoidance Program

**Cost Summary Graph**

Grouped by Energy Type

Energy Type	Use	Units	Meter Cost	Special Charges	Total Cost	Avg Unit Cost	% of Total Cost
<b>Site: AOY ELEMENTARY SCHOO - AOY ELEMENTARY SCHOO</b>							
Electricity	109,914	KWH	\$15,460.82	\$0.00	\$15,460.82	0.1407	91.82%
Natural Gas	48	CCF	\$97.76	\$0.00	\$97.76	2.0367	0.58%
Water	206	CCF	\$928.33	\$0.00	\$928.33	4.5065	5.51%
Sewer	71	CCF	\$351.60	\$0.00	\$351.60	4.9521	2.09%
<b>Total Cost:</b>			<b>\$16,838.51</b>	<b>\$0.00</b>	<b>\$16,838.51</b>		



*Filters: Cost Center Name Not Equal To DoNotReport; Billing Period Equal To 201108All Meter CodesAll Group Names*

**elpaso**

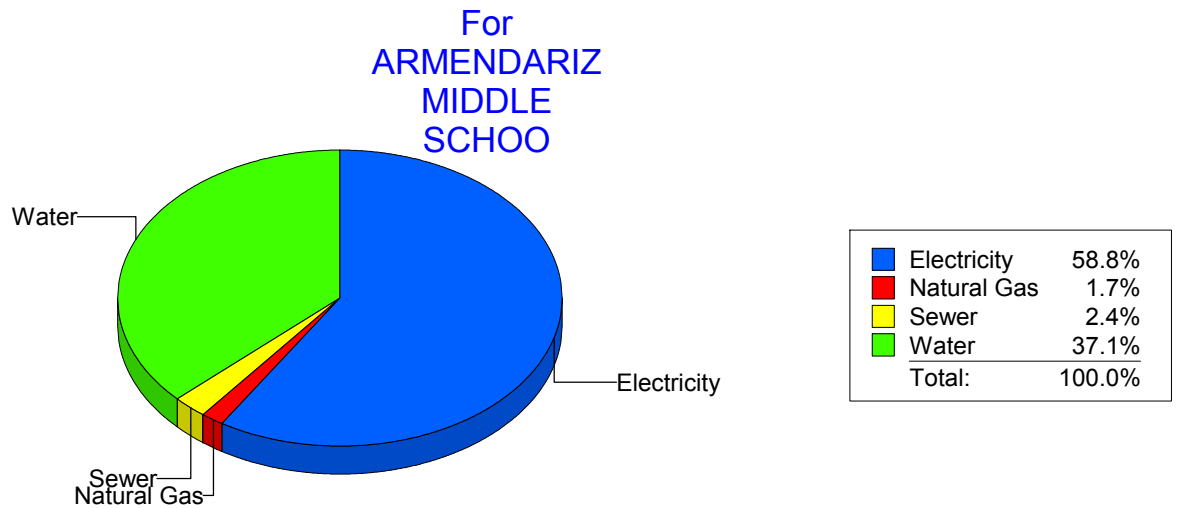
Energy CAP

Cost Avoidance Program

**Cost Summary Graph**

Grouped by Energy Type

Energy Type	Use	Units	Meter Cost	Special Charges	Total Cost	Avg Unit Cost	% of Total Cost
<b>Site: ARMENDARIZ MIDDLE SCHOO - ARMENDARIZ MIDDLE SCHOO</b>							
Electricity	76,000	KWH	\$9,732.36	\$0.00	\$9,732.36	0.1281	58.77%
Natural Gas	432	CCF	\$289.15	\$0.00	\$289.15	0.6693	1.75%
Water	1,802	CCF	\$6,137.45	\$0.00	\$6,137.45	3.4059	37.06%
Sewer	148	CCF	\$399.91	\$0.00	\$399.91	2.7021	2.42%
<b>Total Cost:</b>			<b>\$16,558.87</b>	<b>\$0.00</b>	<b>\$16,558.87</b>		



*Filters: Cost Center Name Not Equal To DoNotReport; Billing Period Equal To 201108All Meter CodesAll Group Names*

**elpaso**

Energy CAP

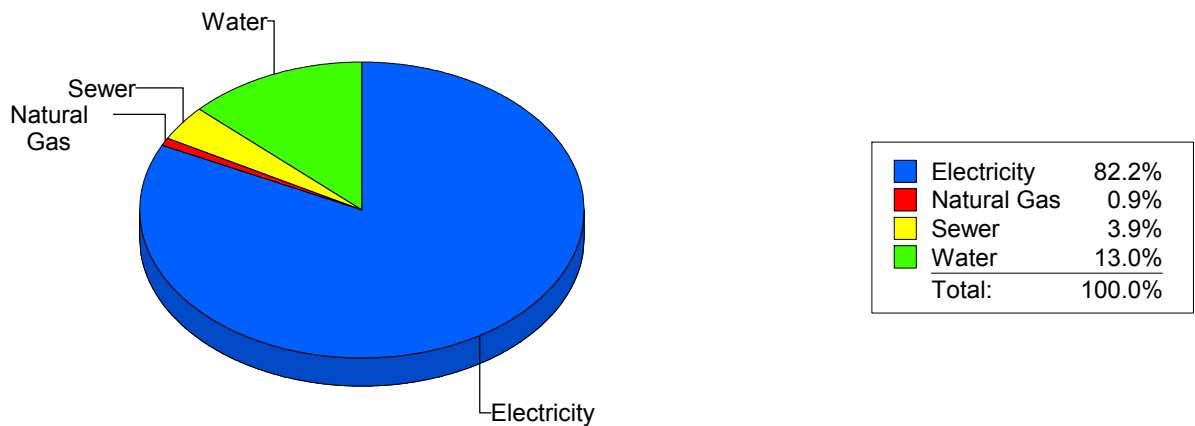
Cost Avoidance Program

**Cost Summary Graph**

Grouped by Energy Type

Energy Type	Use	Units	Meter Cost	Special Charges	Total Cost	Avg Unit Cost	% of Total Cost
<b>Site: AUSTIN HIGH SCHOOL - AUSTIN HIGH SCHOOL</b>							
Electricity	167,946	KWH	\$23,672.47	\$0.00	\$23,672.47	0.1410	82.23%
Natural Gas	276	CCF	\$262.69	\$0.00	\$262.69	0.9518	0.91%
Water	1,329	CCF	\$3,728.83	\$0.00	\$3,728.83	2.8057	12.95%
Sewer	452	CCF	\$1,122.42	\$0.00	\$1,122.42	2.4832	3.90%
<b>Total Cost:</b>			<b>\$28,786.41</b>	<b>\$0.00</b>	<b>\$28,786.41</b>		

For AUSTIN HIGH SCHOOL



*Filters: Cost Center Name Not Equal To DoNotReport; Billing Period Equal To 201108All Meter CodesAll Group Names*

**elpaso**

Energy CAP

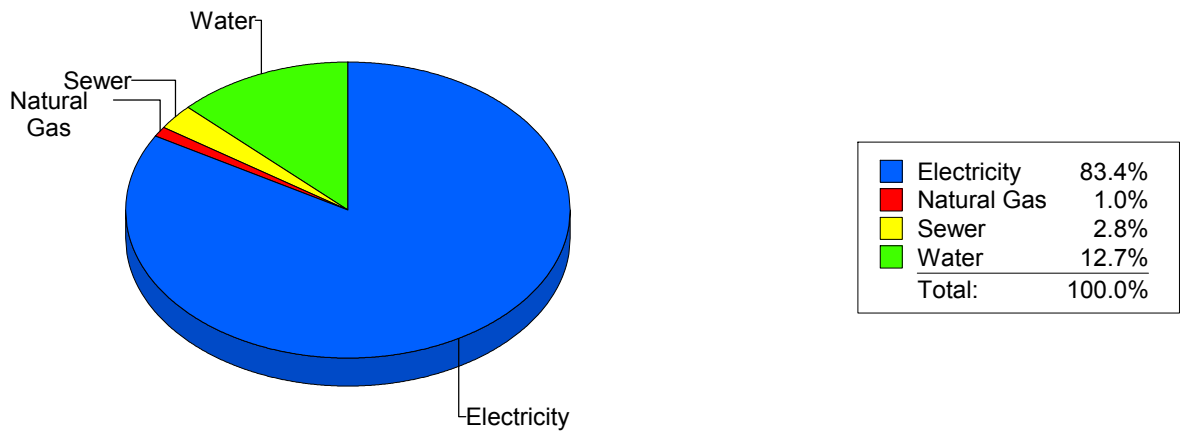
Cost Avoidance Program

**Cost Summary Graph**

Grouped by Energy Type

Energy Type	Use	Units	Meter Cost	Special Charges	Total Cost	Avg Unit Cost	% of Total Cost
<b>Site: BARRON - BARRON</b>							
Electricity	58,225	KWH	\$10,355.90	\$0.00	\$10,355.90	0.1779	83.44%
Natural Gas	111	CCF	\$129.37	\$0.00	\$129.37	1.1655	1.04%
Water	265	CCF	\$1,581.46	\$0.00	\$1,581.46	5.9678	12.74%
Sewer	86	CCF	\$344.41	\$0.00	\$344.41	4.0048	2.78%
<b>Total Cost:</b>			<b>\$12,411.14</b>	<b>\$0.00</b>	<b>\$12,411.14</b>		

For BARRON



*Filters: Cost Center Name Not Equal To DoNotReport; Billing Period Equal To 201108All Meter CodesAll Group Names*

**elpaso**

Energy CAP

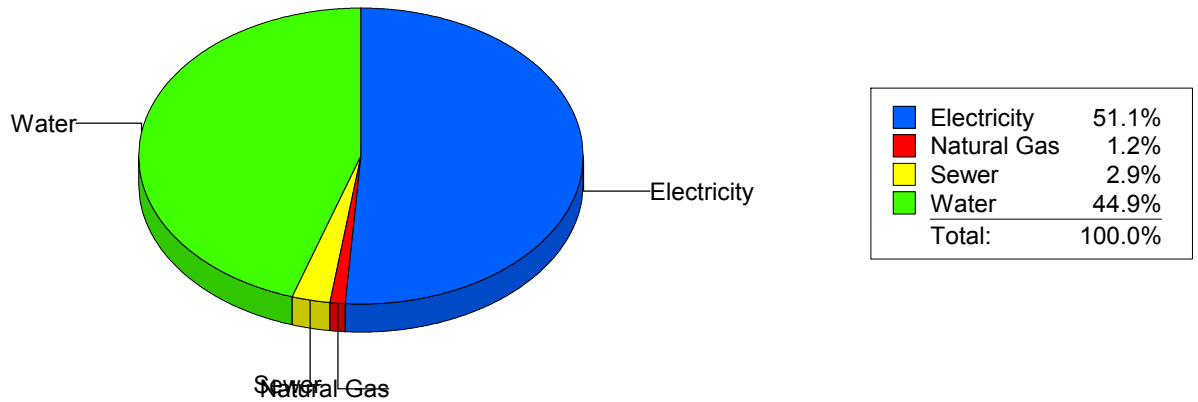
Cost Avoidance Program

**Cost Summary Graph**

Grouped by Energy Type

Energy Type	Use	Units	Meter Cost	Special Charges	Total Cost	Avg Unit Cost	% of Total Cost
<b>Site: BASSET MIDDLE SCHOOL - BASSET MIDDLE SCHOOL</b>							
Electricity	65,067	KWH	\$8,961.43	\$0.00	\$8,961.43	0.1377	51.08%
Natural Gas	174	CCF	\$205.66	\$0.00	\$205.66	1.1820	1.17%
Water	2,121	CCF	\$7,876.85	\$0.00	\$7,876.85	3.7137	44.90%
Sewer	286	CCF	\$500.83	\$0.00	\$500.83	1.7512	2.85%
<b>Total Cost:</b>			<b>\$17,544.77</b>	<b>\$0.00</b>	<b>\$17,544.77</b>		

For BASSET MIDDLE SCHOOL



*Filters: Cost Center Name Not Equal To DoNotReport; Billing Period Equal To 201108All Meter CodesAll Group Names*



**el Paso**

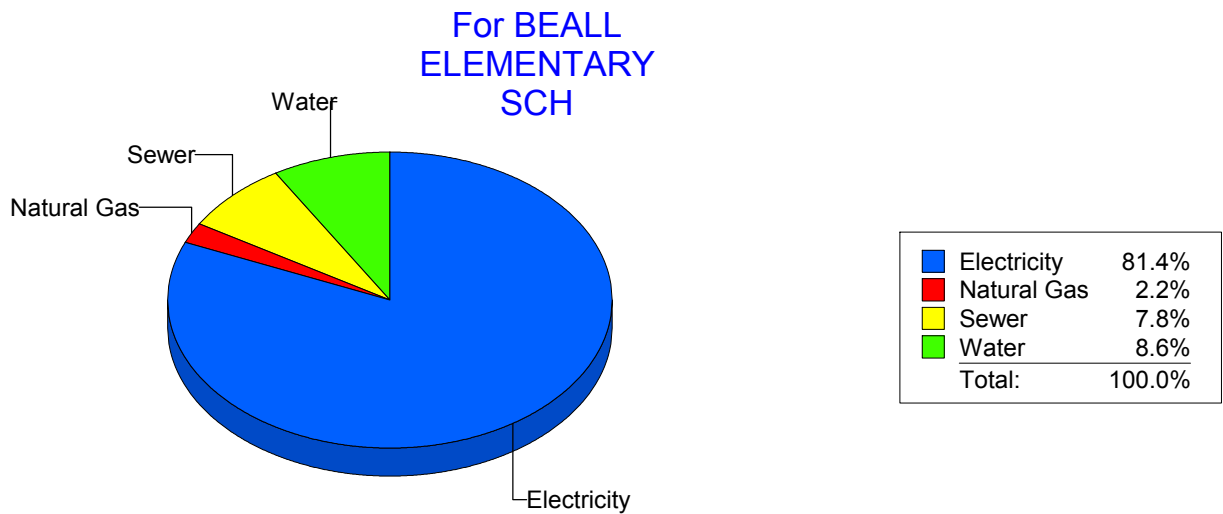
Energy CAP

Cost Avoidance Program

**Cost Summary Graph**

Grouped by Energy Type

Energy Type	Use	Units	Meter Cost	Special Charges	Total Cost	Avg Unit Cost	% of Total Cost
<b>Site: BEALL ELEMENTARY SCH - BEALL ELEMENTARY SCH</b>							
Electricity	18,160	KWH	\$3,016.04	\$0.00	\$3,016.04	0.1661	81.36%
Natural Gas	15	CCF	\$81.45	\$0.00	\$81.45	5.4300	2.20%
Water	134	CCF	\$319.49	\$0.00	\$319.49	2.3843	8.62%
Sewer	120	CCF	\$290.01	\$0.00	\$290.01	2.4168	7.82%
<b>Total Cost:</b>			<b>\$3,706.99</b>	<b>\$0.00</b>	<b>\$3,706.99</b>		



*Filters: Cost Center Name Not Equal To DoNotReport; Billing Period Equal To 201108All Meter CodesAll Group Names*

**elpaso**

Energy CAP

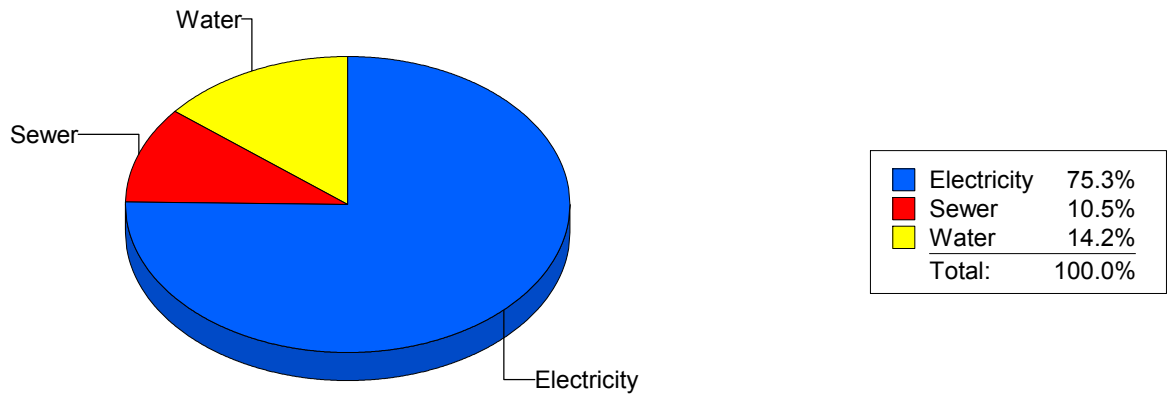
Cost Avoidance Program

**Cost Summary Graph**

Grouped by Energy Type

Energy Type	Use	Units	Meter Cost	Special Charges	Total Cost	Avg Unit Cost	% of Total Cost
<b>Site: BLISS ELEMENTARY - BLISS ELEMENTARY</b>							
Electricity	21,500	KWH	\$3,235.53	\$0.00	\$3,235.53	0.1505	75.28%
Water	335	CCF	\$610.94	\$0.00	\$610.94	1.8237	14.22%
Sewer	247	CCF	\$451.30	\$0.00	\$451.30	1.8271	10.50%
<b>Total Cost:</b>			<b>\$4,297.77</b>	<b>\$0.00</b>	<b>\$4,297.77</b>		

For BLISS ELEMENTARY



*Filters: Cost Center Name Not Equal To DoNotReport; Billing Period Equal To 201108All Meter CodesAll Group Names*

**elpaso**

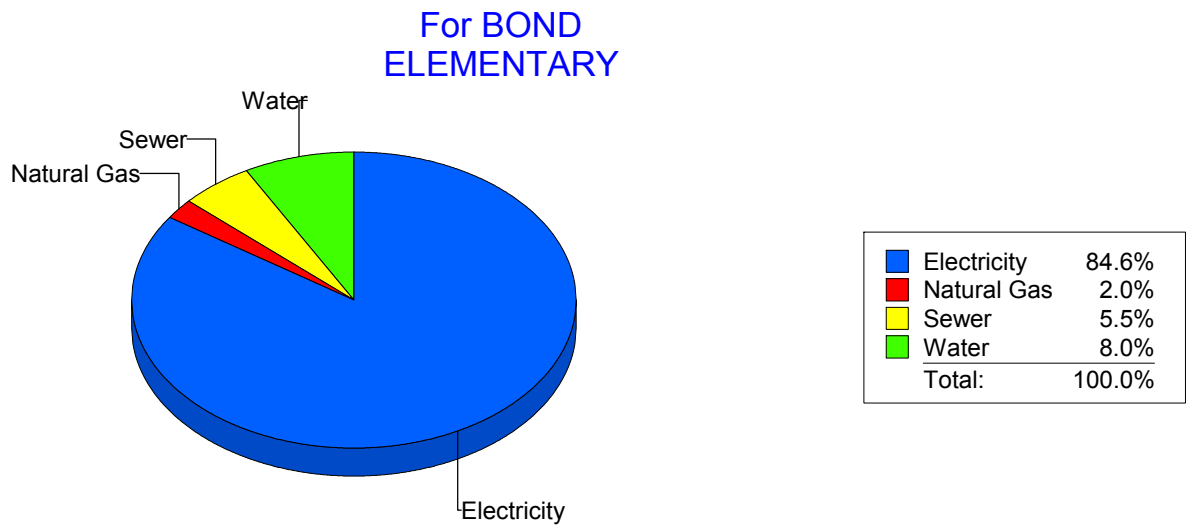
Energy CAP

Cost Avoidance Program

**Cost Summary Graph**

Grouped by Energy Type

Energy Type	Use	Units	Meter Cost	Special Charges	Total Cost	Avg Unit Cost	% of Total Cost
<b>Site: BOND - BOND ELEMENTARY</b>							
Electricity	31,150	KWH	\$5,381.06	\$0.00	\$5,381.06	0.1727	84.56%
Natural Gas	105	CCF	\$126.53	\$0.00	\$126.53	1.2050	1.99%
Water	263	CCF	\$506.54	\$0.00	\$506.54	1.9260	7.96%
Sewer	167	CCF	\$349.70	\$0.00	\$349.70	2.0940	5.50%
<b>Total Cost:</b>			<b>\$6,363.83</b>	<b>\$0.00</b>	<b>\$6,363.83</b>		



*Filters: Cost Center Name Not Equal To DoNotReport; Billing Period Equal To 201108All Meter CodesAll Group Names*

**elpaso**

Energy CAP

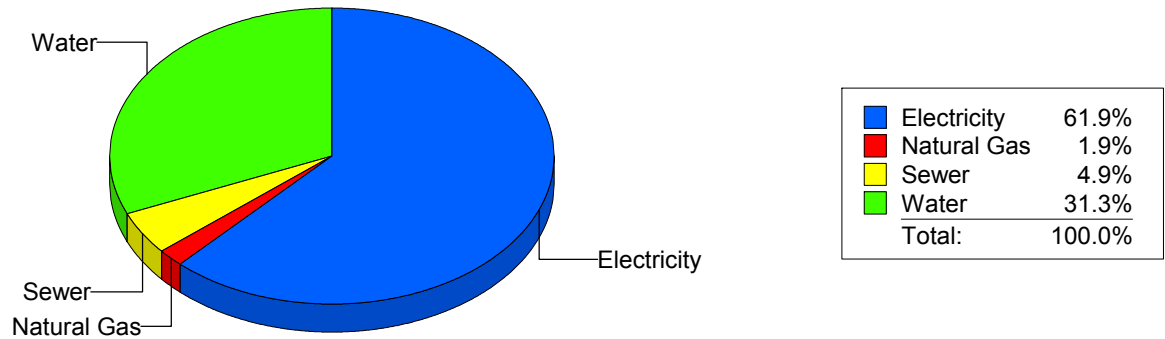
Cost Avoidance Program

**Cost Summary Graph**

Grouped by Energy Type

Energy Type	Use	Units	Meter Cost	Special Charges	Total Cost	Avg Unit Cost	% of Total Cost
<b>Site: BONHAM ELEMENTARY SC - BONHAM ELEMENTARY SC</b>							
Electricity	24,009	KWH	\$3,727.61	\$0.00	\$3,727.61	0.1553	61.93%
Natural Gas	76	CCF	\$111.60	\$0.00	\$111.60	1.4684	1.85%
Water	571	CCF	\$1,884.90	\$0.00	\$1,884.90	3.3011	31.32%
Sewer	136	CCF	\$294.55	\$0.00	\$294.55	2.1658	4.89%
<b>Total Cost:</b>			<b>\$6,018.66</b>	<b>\$0.00</b>	<b>\$6,018.66</b>		

For BONHAM  
ELEMENTARY  
SC



*Filters: Cost Center Name Not Equal To DoNotReport; Billing Period Equal To 201108All Meter CodesAll Group Names*

**elpaso**

Energy CAP

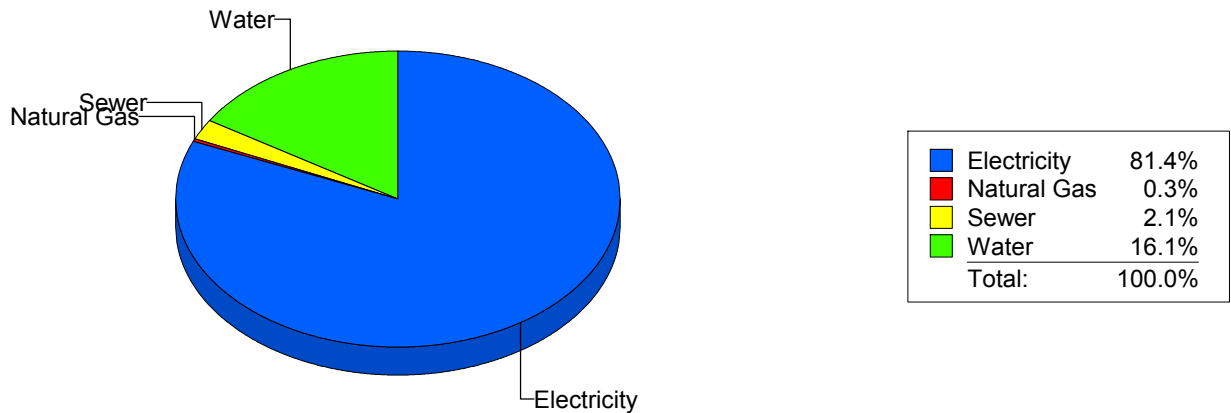
Cost Avoidance Program

**Cost Summary Graph**

Grouped by Energy Type

Energy Type	Use	Units	Meter Cost	Special Charges	Total Cost	Avg Unit Cost	% of Total Cost
<b>Site: BOWIE HIGH SCHOOL - BOWIE HIGH SCHOOL</b>							
Electricity	402,671	KWH	\$42,846.83	\$0.00	\$42,846.83	0.1064	81.45%
Natural Gas	129	CCF	\$141.16	\$0.00	\$141.16	1.0943	0.27%
Water	6,288	CCF	\$8,490.68	\$0.00	\$8,490.68	1.3503	16.14%
Sewer	564	CCF	\$1,128.08	\$0.00	\$1,128.08	2.0001	2.14%
<b>Total Cost:</b>			<b>\$52,606.75</b>	<b>\$0.00</b>	<b>\$52,606.75</b>		

For BOWIE HIGH SCHOOL



*Filters: Cost Center Name Not Equal To DoNotReport; Billing Period Equal To 201108All Meter CodesAll Group Names*

**elpaso**

Energy CAP

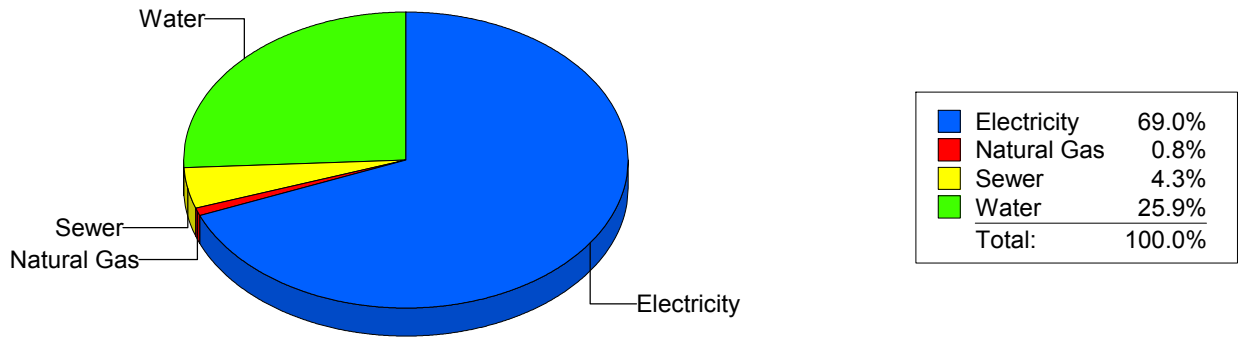
Cost Avoidance Program

**Cost Summary Graph**

Grouped by Energy Type

Energy Type	Use	Units	Meter Cost	Special Charges	Total Cost	Avg Unit Cost	% of Total Cost
<b>Site: BRADLEY ELEMENTARY - BRADLEY ELEMENTARY</b>							
Electricity	26,200	KWH	\$5,333.38	\$0.00	\$5,333.38	0.2036	68.99%
Natural Gas	45	CCF	\$59.25	\$0.00	\$59.25	1.3167	0.77%
Water	518	CCF	\$2,003.34	\$0.00	\$2,003.34	3.8675	25.91%
Sewer	97	CCF	\$335.14	\$0.00	\$335.14	3.4551	4.33%
<b>Total Cost:</b>			<b>\$7,731.11</b>	<b>\$0.00</b>	<b>\$7,731.11</b>		

For BRADLEY ELEMENTARY



*Filters: Cost Center Name Not Equal To DoNotReport; Billing Period Equal To 201108All Meter CodesAll Group Names*

**el Paso**

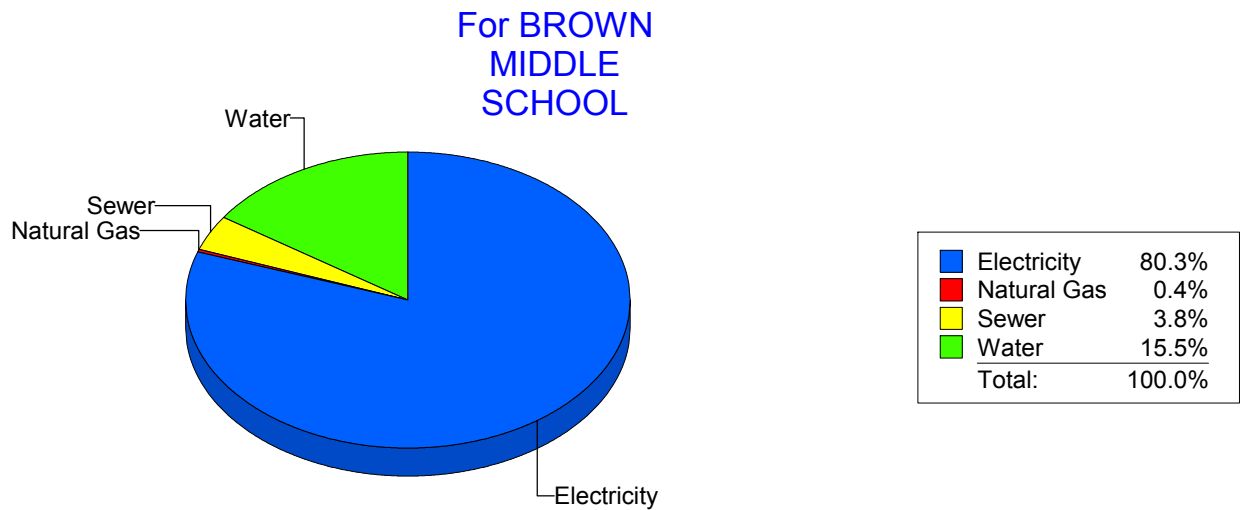
Energy CAP

Cost Avoidance Program

**Cost Summary Graph**

Grouped by Energy Type

Energy Type	Use	Units	Meter Cost	Special Charges	Total Cost	Avg Unit Cost	% of Total Cost
<b>Site: BROWN MIDDLE SCHOOL - BROWN MIDDLE SCHOOL</b>							
Electricity	128,600	KWH	\$15,166.73	\$0.00	\$15,166.73	0.1179	80.29%
Natural Gas	72	CCF	\$72.60	\$0.00	\$72.60	1.0083	0.38%
Water	1,161	CCF	\$2,927.11	\$0.00	\$2,927.11	2.5212	15.50%
Sewer	403	CCF	\$723.76	\$0.00	\$723.76	1.7959	3.83%
<b>Total Cost:</b>			<b>\$18,890.20</b>	<b>\$0.00</b>	<b>\$18,890.20</b>		



*Filters: Cost Center Name Not Equal To DoNotReport; Billing Period Equal To 201108All Meter CodesAll Group Names*

**elpaso**

Energy CAP

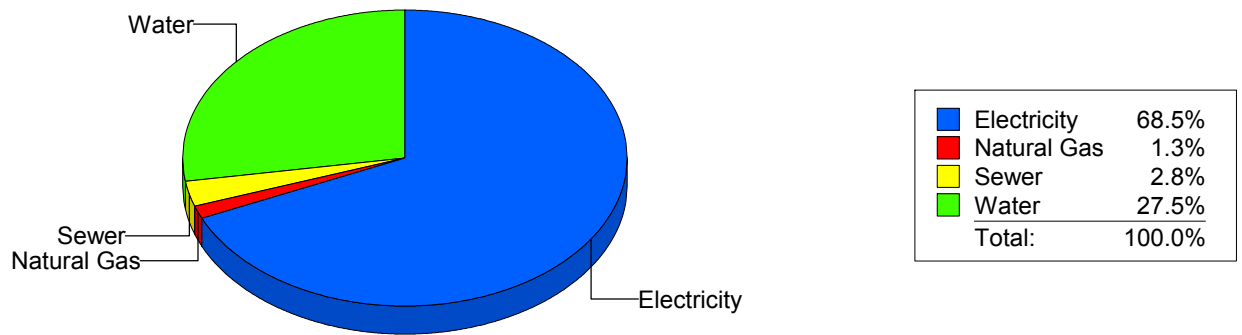
Cost Avoidance Program

**Cost Summary Graph**

Grouped by Energy Type

Energy Type	Use	Units	Meter Cost	Special Charges	Total Cost	Avg Unit Cost	% of Total Cost
<b>Site: BURGESS HIGH SCHOOL - BURGESS HIGH SCHOOL</b>							
Electricity	112,458	KWH	\$15,827.16	\$0.00	\$15,827.16	0.1407	68.46%
Natural Gas	317	CCF	\$290.41	\$0.00	\$290.41	0.9161	1.26%
Water	1,932	CCF	\$6,350.21	\$0.00	\$6,350.21	3.2869	27.47%
Sewer	237	CCF	\$650.55	\$0.00	\$650.55	2.7449	2.81%
<b>Total Cost:</b>			<b>\$23,118.33</b>	<b>\$0.00</b>	<b>\$23,118.33</b>		

For BURGESS HIGH SCHOOL



*Filters: Cost Center Name Not Equal To DoNotReport; Billing Period Equal To 201108All Meter CodesAll Group Names*



**el paso**

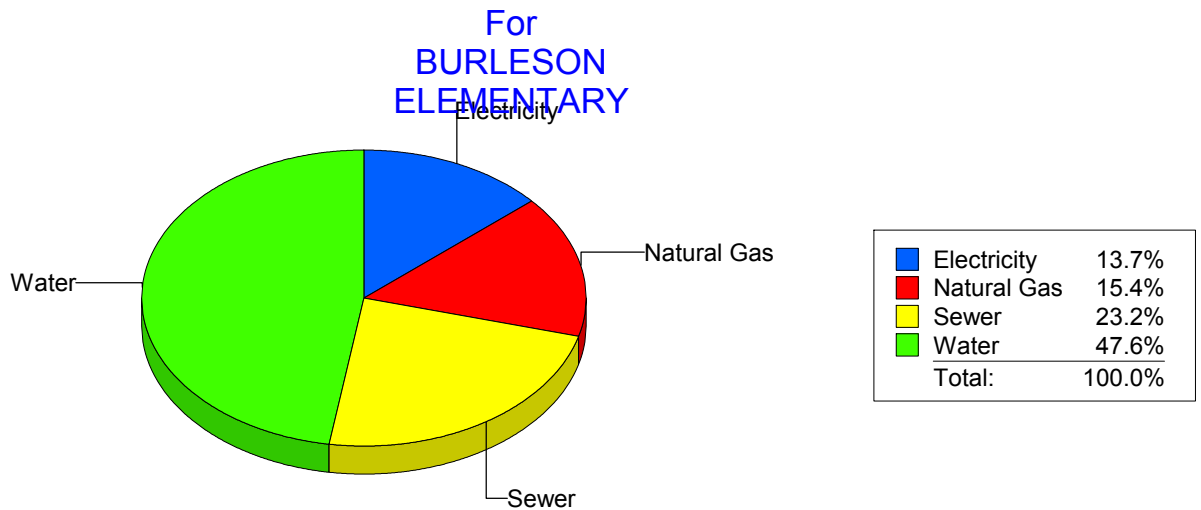
Energy CAP

Cost Avoidance Program

**Cost Summary Graph**

Grouped by Energy Type

Energy Type	Use	Units	Meter Cost	Special Charges	Total Cost	Avg Unit Cost	% of Total Cost
<b>Site: BURLESON ELEMENTARY - BURLESON ELEMENTARY</b>							
Electricity		878 KWH	\$144.50	\$0.00	\$144.50	0.1646	13.70%
Natural Gas		30 CCF	\$162.91	\$0.00	\$162.91	5.4303	15.44%
Water		310 CCF	\$502.35	\$0.00	\$502.35	1.6205	47.62%
Sewer		95 CCF	\$245.13	\$0.00	\$245.13	2.5803	23.24%
<b>Total Cost:</b>			<b>\$1,054.89</b>	<b>\$0.00</b>	<b>\$1,054.89</b>		



*Filters: Cost Center Name Not Equal To DoNotReport; Billing Period Equal To 201108All Meter CodesAll Group Names*

**elpaso**

Energy CAP

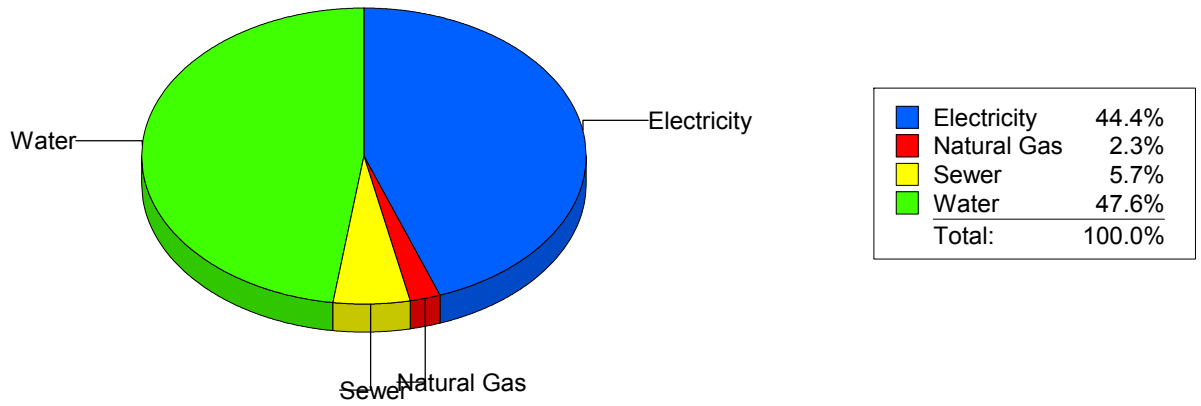
Cost Avoidance Program

**Cost Summary Graph**

Grouped by Energy Type

Energy Type	Use	Units	Meter Cost	Special Charges	Total Cost	Avg Unit Cost	% of Total Cost
<b>Site: BURNET ELEMENTARY - BURNET ELEMENTARY</b>							
Electricity	22,054	KWH	\$3,437.27	\$0.00	\$3,437.27	0.1559	44.43%
Natural Gas	127	CCF	\$175.65	\$0.00	\$175.65	1.3831	2.27%
Water	1,102	CCF	\$3,686.06	\$0.00	\$3,686.06	3.3449	47.64%
Sewer	247	CCF	\$438.17	\$0.00	\$438.17	1.7740	5.66%
<b>Total Cost:</b>			<b>\$7,737.15</b>	<b>\$0.00</b>	<b>\$7,737.15</b>		

For BURNET ELEMENTARY



*Filters: Cost Center Name Not Equal To DoNotReport; Billing Period Equal To 201108All Meter CodesAll Group Names*

**el paso**

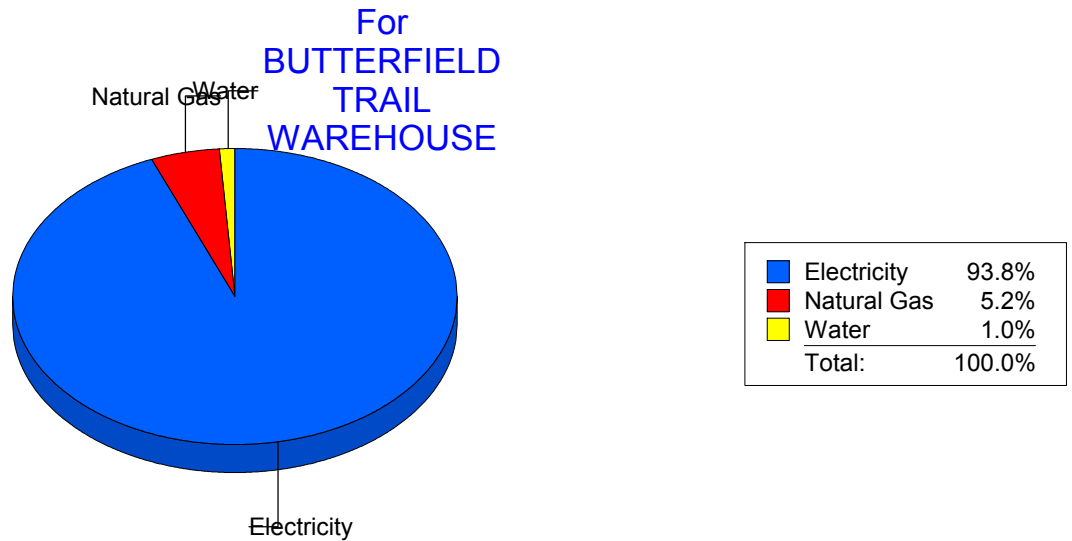
Energy CAP

Cost Avoidance Program

**Cost Summary Graph**

Grouped by Energy Type

Energy Type	Use	Units	Meter Cost	Special Charges	Total Cost	Avg Unit Cost	% of Total Cost
<b>Site: BUTTERFIELDTRAILWAREHOUSE - BUTTERFIELD TRAIL WAREHOUSE</b>							
Electricity	4,700	KWH	\$679.97	\$0.00	\$679.97	0.1447	93.82%
Natural Gas	1	CCF	\$37.51	\$0.00	\$37.51	37.5100	5.18%
Water	0	CCF	\$7.27	\$0.00	\$7.27	0.0000	1.00%
<b>Total Cost:</b>			<b>\$724.75</b>	<b>\$0.00</b>	<b>\$724.75</b>		



*Filters: Cost Center Name Not Equal To DoNotReport; Billing Period Equal To 201108All Meter CodesAll Group Names*

**el Paso**

Energy CAP

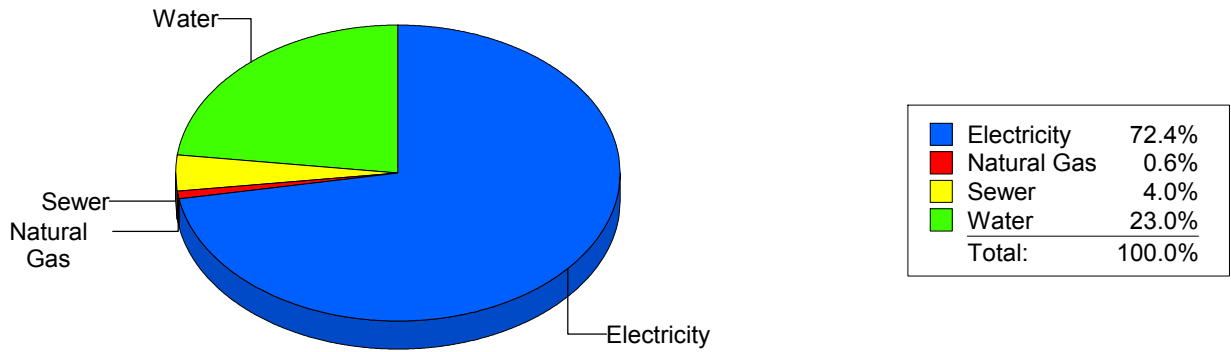
Cost Avoidance Program

**Cost Summary Graph**

Grouped by Energy Type

Energy Type	Use	Units	Meter Cost	Special Charges	Total Cost	Avg Unit Cost	% of Total Cost
<b>Site: CANYON HILLS MIDDLE - CANYON HILLS MIDDLE</b>							
Electricity	75,338	KWH	\$10,320.80	\$0.00	\$10,320.80	0.1370	72.35%
Natural Gas	27	CCF	\$87.39	\$0.00	\$87.39	3.2367	0.61%
Water	757	CCF	\$3,279.63	\$0.00	\$3,279.63	4.3324	22.99%
Sewer	120	CCF	\$576.30	\$0.00	\$576.30	4.8025	4.04%
<b>Total Cost:</b>			<b>\$14,264.12</b>	<b>\$0.00</b>	<b>\$14,264.12</b>		

For CANYON HILLS MIDDLE



*Filters: Cost Center Name Not Equal To DoNotReport; Billing Period Equal To 201108All Meter CodesAll Group Names*

**elpaso**

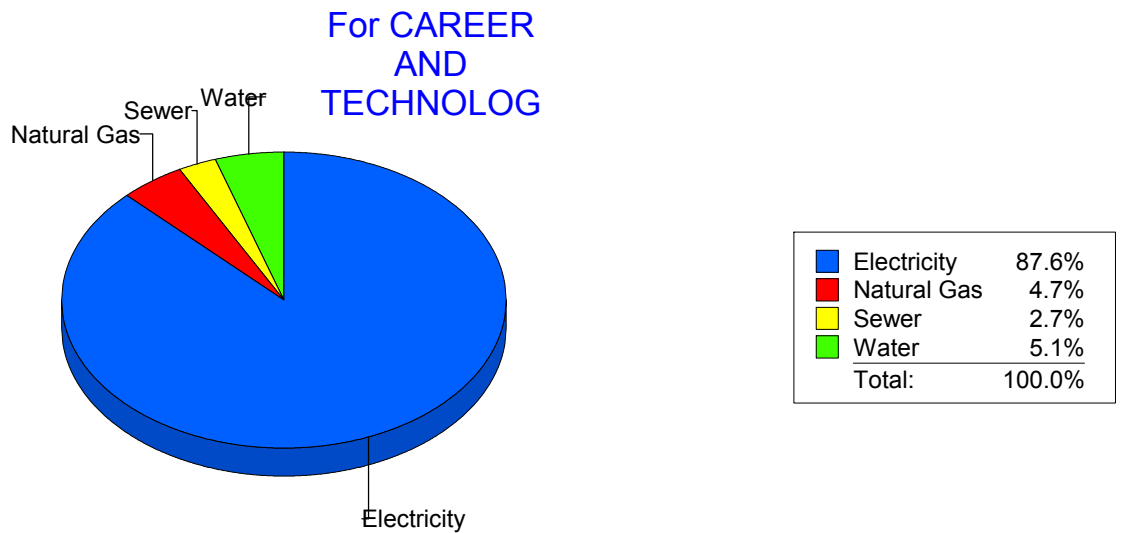
Energy CAP

Cost Avoidance Program

**Cost Summary Graph**

Grouped by Energy Type

Energy Type	Use	Units	Meter Cost	Special Charges	Total Cost	Avg Unit Cost	% of Total Cost
<b>Site: CAREER AND TECHNOLOG - CAREER AND TECHNOLOG</b>							
Electricity	110,468	KWH	\$12,933.38	\$0.00	\$12,933.38	0.1171	87.61%
Natural Gas	1,108	CCF	\$689.51	\$0.00	\$689.51	0.6223	4.67%
Water	309	CCF	\$748.53	\$0.00	\$748.53	2.4224	5.07%
Sewer	161	CCF	\$391.56	\$0.00	\$391.56	2.4320	2.65%
<b>Total Cost:</b>			<b>\$14,762.98</b>	<b>\$0.00</b>	<b>\$14,762.98</b>		



*Filters: Cost Center Name Not Equal To DoNotReport; Billing Period Equal To 201108All Meter CodesAll Group Names*

**elpaso**

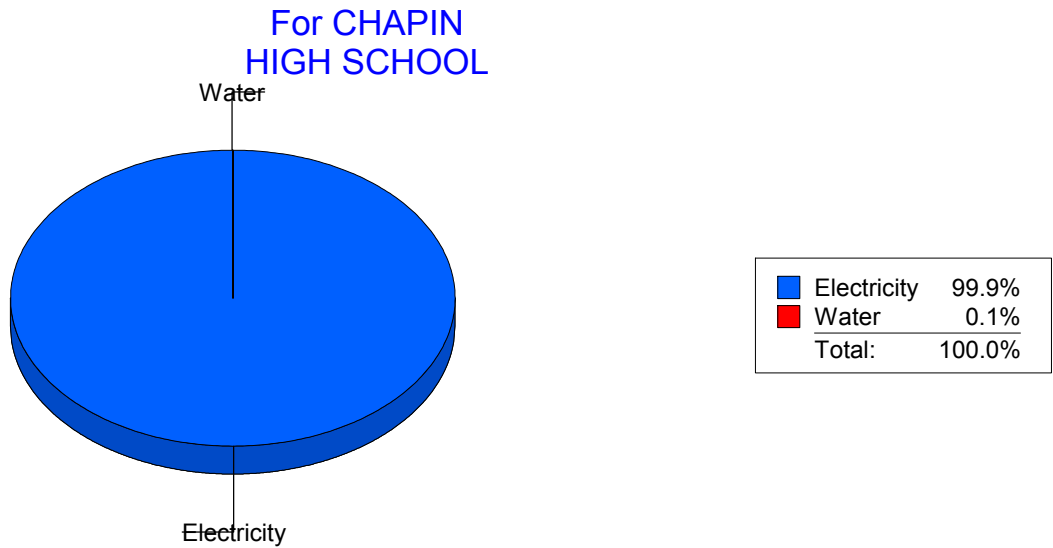
Energy CAP

Cost Avoidance Program

**Cost Summary Graph**

Grouped by Energy Type

Energy Type	Use	Units	Meter Cost	Special Charges	Total Cost	Avg Unit Cost	% of Total Cost
<b>Site: CHAPIN HIGH SCHOOL - CHAPIN HIGH SCHOOL</b>							
Electricity	301,350	KWH	\$37,046.94	\$0.00	\$37,046.94	0.1229	99.88%
Water	0	CCF	\$43.66	\$0.00	\$43.66	0.0000	0.12%
<b>Total Cost:</b>			<b>\$37,090.60</b>	<b>\$0.00</b>	<b>\$37,090.60</b>		



*Filters: Cost Center Name Not Equal To DoNotReport; Billing Period Equal To 201108All Meter CodesAll Group Names*

**el paso**

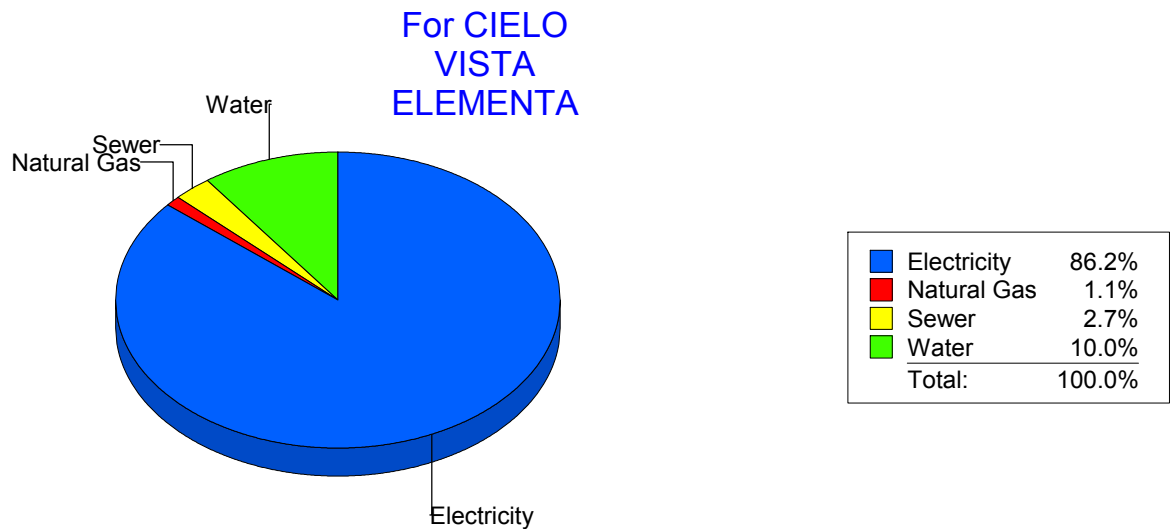
Energy CAP

Cost Avoidance Program

**Cost Summary Graph**

Grouped by Energy Type

Energy Type	Use	Units	Meter Cost	Special Charges	Total Cost	Avg Unit Cost	% of Total Cost
<b>Site: CIELO VISTA ELEMENTA - CIELO VISTA ELEMENTA</b>							
Electricity	68,020	KWH	\$9,676.42	\$0.00	\$9,676.42	0.1423	86.18%
Natural Gas	90	CCF	\$118.52	\$0.00	\$118.52	1.3169	1.06%
Water	545	CCF	\$1,126.47	\$0.00	\$1,126.47	2.0669	10.03%
Sewer	133	CCF	\$306.52	\$0.00	\$306.52	2.3047	2.73%
<b>Total Cost:</b>			<b>\$11,227.93</b>	<b>\$0.00</b>	<b>\$11,227.93</b>		



*Filters: Cost Center Name Not Equal To DoNotReport; Billing Period Equal To 201108All Meter CodesAll Group Names*

**el paso**

Energy CAP

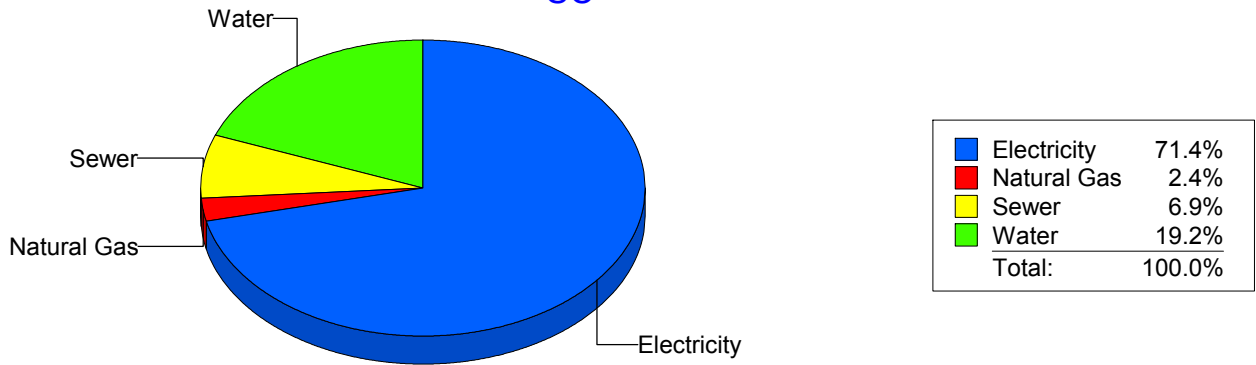
Cost Avoidance Program

**Cost Summary Graph**

Grouped by Energy Type

Energy Type	Use	Units	Meter Cost	Special Charges	Total Cost	Avg Unit Cost	% of Total Cost
Site: CLARDY ELEMENTARY SC - CLARDY ELEMENTARY SC							
Electricity	26,070	KWH	\$4,418.28	\$0.00	\$4,418.28	0.1695	71.44%
Natural Gas	141	CCF	\$148.50	\$0.00	\$148.50	1.0532	2.40%
Water	469	CCF	\$1,187.67	\$0.00	\$1,187.67	2.5323	19.21%
Sewer	181	CCF	\$429.72	\$0.00	\$429.72	2.3741	6.95%
<b>Total Cost:</b>			<b>\$6,184.17</b>	<b>\$0.00</b>	<b>\$6,184.17</b>		

For CLARDY  
ELEMENTARY  
SC



*Filters: Cost Center Name Not Equal To DoNotReport; Billing Period Equal To 201108All Meter CodesAll Group Names*



**elpaso**

Energy CAP

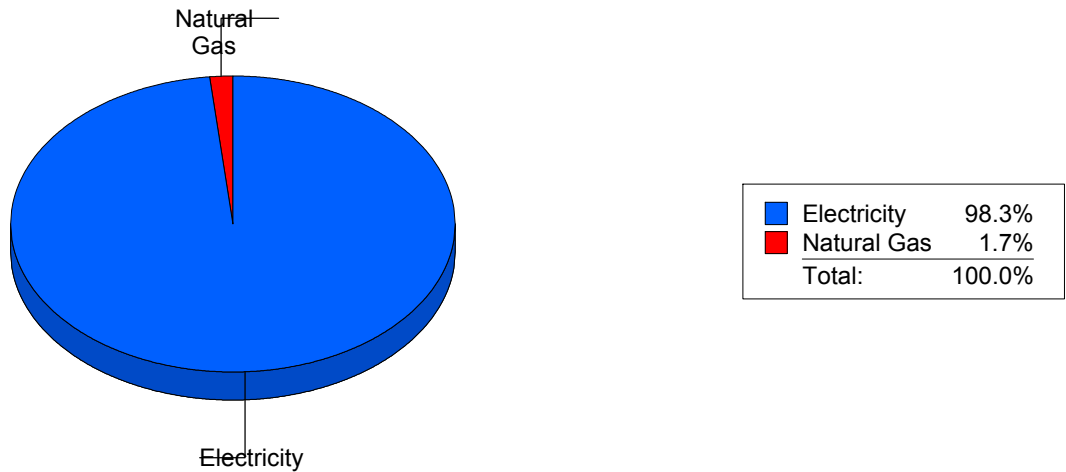
Cost Avoidance Program

**Cost Summary Graph**

Grouped by Energy Type

Energy Type	Use	Units	Meter Cost	Special Charges	Total Cost	Avg Unit Cost	% of Total Cost
<b>Site: CLENDININ - CLENDININ</b>							
Electricity	60,750	KWH	\$8,679.31	\$0.00	\$8,679.31	0.1429	98.30%
Natural Gas	205	CCF	\$150.54	\$0.00	\$150.54	0.7343	1.70%
<b>Total Cost:</b>			<b>\$8,829.85</b>	<b>\$0.00</b>	<b>\$8,829.85</b>		

For CLENDININ



*Filters: Cost Center Name Not Equal To DoNotReport; Billing Period Equal To 201108All Meter CodesAll Group Names*

**elpaso**

Energy CAP

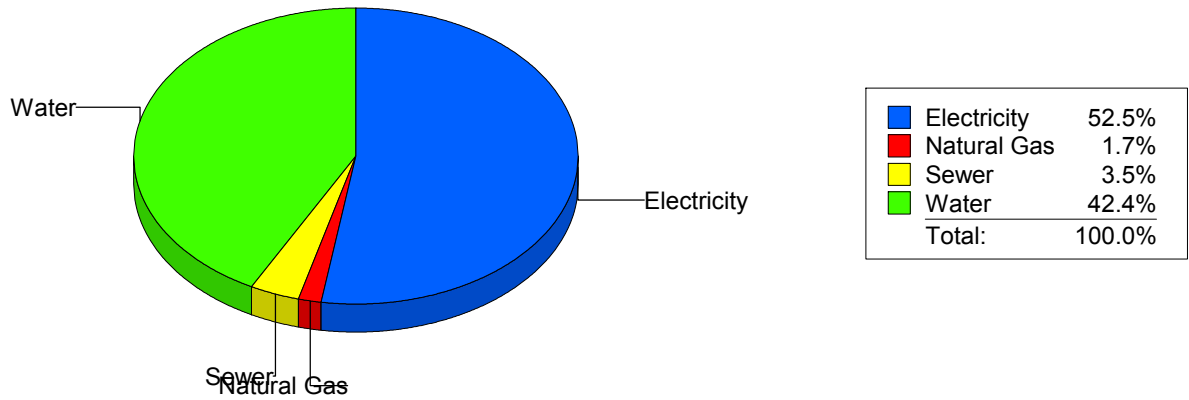
Cost Avoidance Program

**Cost Summary Graph**

Grouped by Energy Type

Energy Type	Use	Units	Meter Cost	Special Charges	Total Cost	Avg Unit Cost	% of Total Cost
<b>Site: COLDWELL INTERMEDIAT - COLDWELL INTERMEDIAT</b>							
Electricity	29,132	KWH	\$4,227.10	\$0.00	\$4,227.10	0.1451	52.47%
Natural Gas	51	CCF	\$136.26	\$0.00	\$136.26	2.6718	1.69%
Water	761	CCF	\$3,412.38	\$0.00	\$3,412.38	4.4841	42.36%
Sewer	84	CCF	\$280.64	\$0.00	\$280.64	3.3410	3.48%
<b>Total Cost:</b>			<b>\$8,056.38</b>	<b>\$0.00</b>	<b>\$8,056.38</b>		

For  
COLDWELL  
INTERMEDIAT



*Filters: Cost Center Name Not Equal To DoNotReport; Billing Period Equal To 201108All Meter CodesAll Group Names*

**el Paso**

Energy CAP

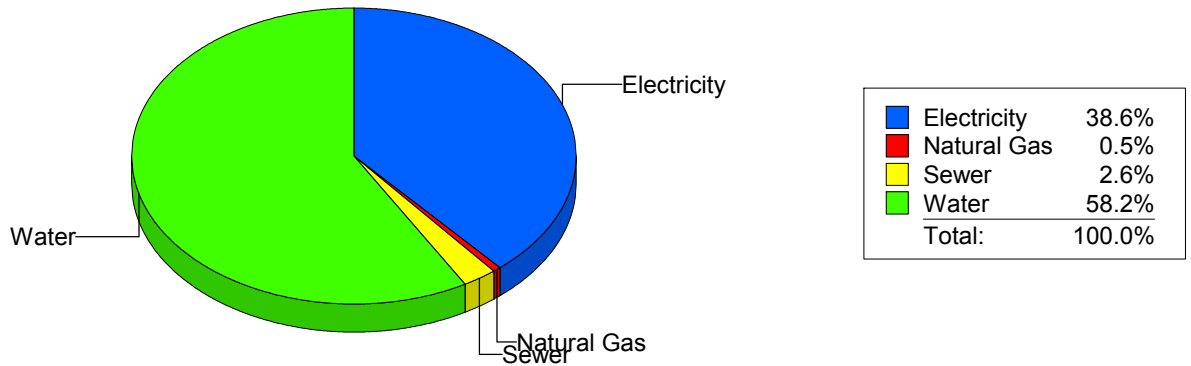
Cost Avoidance Program

**Cost Summary Graph**

Grouped by Energy Type

Energy Type	Use	Units	Meter Cost	Special Charges	Total Cost	Avg Unit Cost	% of Total Cost
<b>Site: COLLINS ELEMENTARY - COLLINS ELEMENTARY</b>							
Electricity	39,110	KWH	\$5,686.41	\$0.00	\$5,686.41	0.1454	38.65%
Natural Gas	1	CCF	\$74.53	\$0.00	\$74.53	74.5300	0.51%
Water	2,009	CCF	\$8,565.21	\$0.00	\$8,565.21	4.2634	58.22%
Sewer	196	CCF	\$386.53	\$0.00	\$386.53	1.9721	2.63%
<b>Total Cost:</b>			<b>\$14,712.68</b>	<b>\$0.00</b>	<b>\$14,712.68</b>		

For COLLINS ELEMENTARY



*Filters: Cost Center Name Not Equal To DoNotReport; Billing Period Equal To 201108All Meter CodesAll Group Names*

**elpaso**

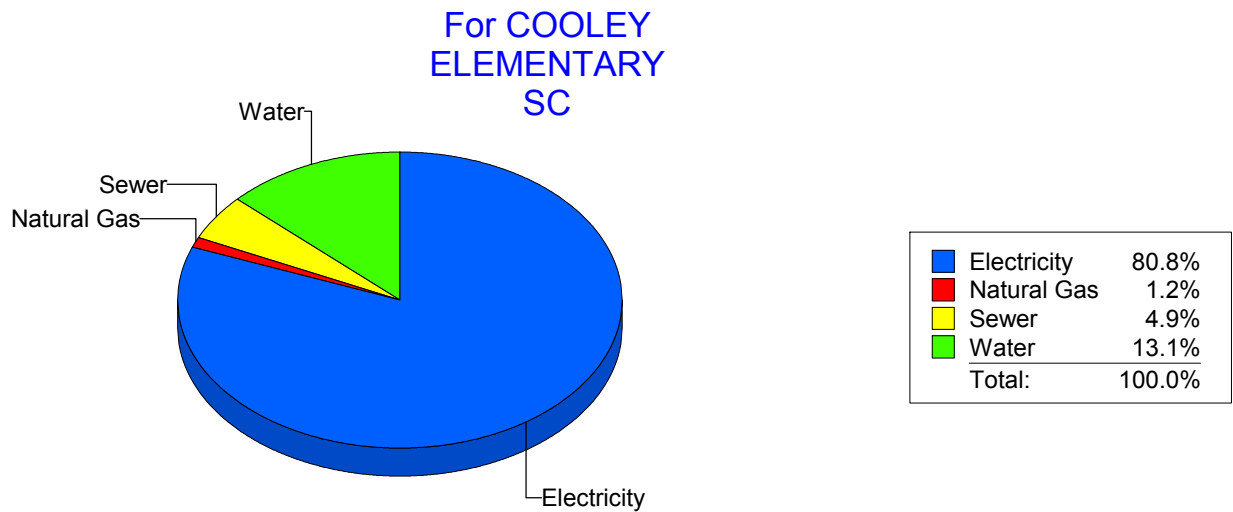
Energy CAP

Cost Avoidance Program

**Cost Summary Graph**

Grouped by Energy Type

Energy Type	Use	Units	Meter Cost	Special Charges	Total Cost	Avg Unit Cost	% of Total Cost
Site: COOLEY ELEMENTARY SC - COOLEY ELEMENTARY SC							
Electricity	87,200	KWH	\$10,773.93	\$0.00	\$10,773.93	0.1236	80.85%
Natural Gas	167	CCF	\$164.37	\$0.00	\$164.37	0.9843	1.23%
Water	420	CCF	\$1,741.03	\$0.00	\$1,741.03	4.1453	13.06%
Sewer	215	CCF	\$646.86	\$0.00	\$646.86	3.0087	4.85%
<b>Total Cost:</b>			<b>\$13,326.19</b>	<b>\$0.00</b>	<b>\$13,326.19</b>		



*Filters: Cost Center Name Not Equal To DoNotReport; Billing Period Equal To 201108All Meter CodesAll Group Names*

**elpaso**

Energy CAP

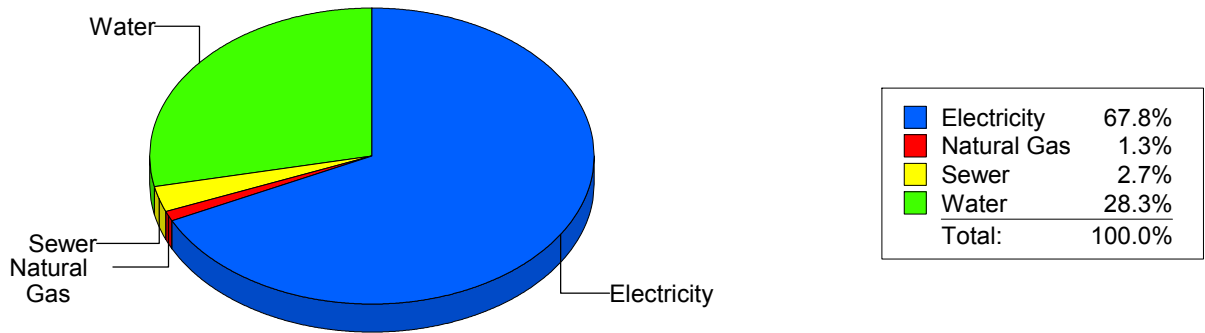
Cost Avoidance Program

**Cost Summary Graph**

Grouped by Energy Type

Energy Type	Use	Units	Meter Cost	Special Charges	Total Cost	Avg Unit Cost	% of Total Cost
<b>Site: CORONADO HIGH SCHOOL - CORONADO HIGH SCHOOL</b>							
Electricity	265,904	KWH	\$35,665.86	\$0.00	\$35,665.86	0.1341	67.77%
Natural Gas	934	CCF	\$658.35	\$0.00	\$658.35	0.7049	1.25%
Water	6,916	CCF	\$14,900.61	\$0.00	\$14,900.61	2.1545	28.31%
Sewer	872	CCF	\$1,401.88	\$0.00	\$1,401.88	1.6077	2.66%
<b>Total Cost:</b>			<b>\$52,626.70</b>	<b>\$0.00</b>	<b>\$52,626.70</b>		

For  
CORONADO  
HIGH SCHOOL



*Filters: Cost Center Name Not Equal To DoNotReport; Billing Period Equal To 201108All Meter CodesAll Group Names*

**elpaso**

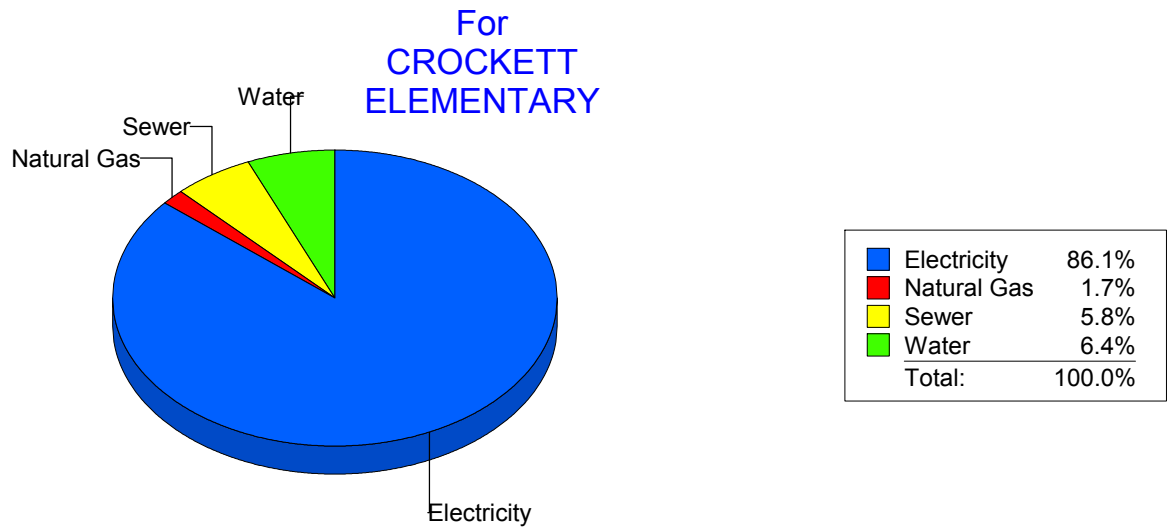
Energy CAP

Cost Avoidance Program

**Cost Summary Graph**

Grouped by Energy Type

Energy Type	Use	Units	Meter Cost	Special Charges	Total Cost	Avg Unit Cost	% of Total Cost
<b>Site: CROCKETT - CROCKETT ELEMENTARY</b>							
Electricity	28,400	KWH	\$4,467.06	\$0.00	\$4,467.06	0.1573	86.08%
Natural Gas	100	CCF	\$86.44	\$0.00	\$86.44	0.8644	1.67%
Water	112	CCF	\$333.87	\$0.00	\$333.87	2.9810	6.43%
Sewer	140	CCF	\$302.28	\$0.00	\$302.28	2.1591	5.82%
<b>Total Cost:</b>			<b>\$5,189.65</b>	<b>\$0.00</b>	<b>\$5,189.65</b>		



*Filters: Cost Center Name Not Equal To DoNotReport; Billing Period Equal To 201108All Meter CodesAll Group Names*

**elpaso**

Energy CAP

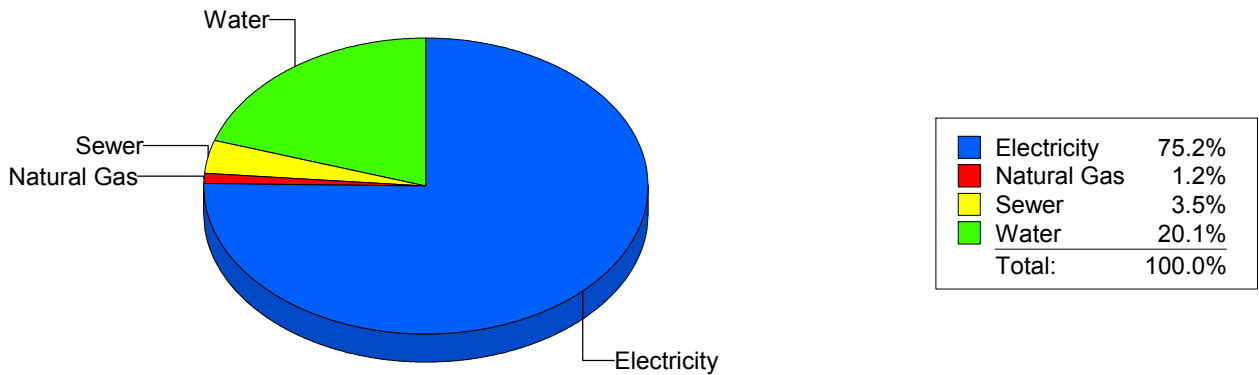
Cost Avoidance Program

**Cost Summary Graph**

Grouped by Energy Type

Energy Type	Use	Units	Meter Cost	Special Charges	Total Cost	Avg Unit Cost	% of Total Cost
<b>Site: CROSBY ELEMENTARY - CROSBY ELEMENTARY</b>							
Electricity	31,736	KWH	\$4,796.20	\$0.00	\$4,796.20	0.1511	75.15%
Natural Gas	10	CCF	\$78.98	\$0.00	\$78.98	7.8980	1.24%
Water	359	CCF	\$1,280.58	\$0.00	\$1,280.58	3.5671	20.07%
Sewer	80	CCF	\$226.08	\$0.00	\$226.08	2.8260	3.54%
<b>Total Cost:</b>			<b>\$6,381.84</b>	<b>\$0.00</b>	<b>\$6,381.84</b>		

For CROSBY ELEMENTARY



*Filters: Cost Center Name Not Equal To DoNotReport; Billing Period Equal To 201108All Meter CodesAll Group Names*

**el paso**

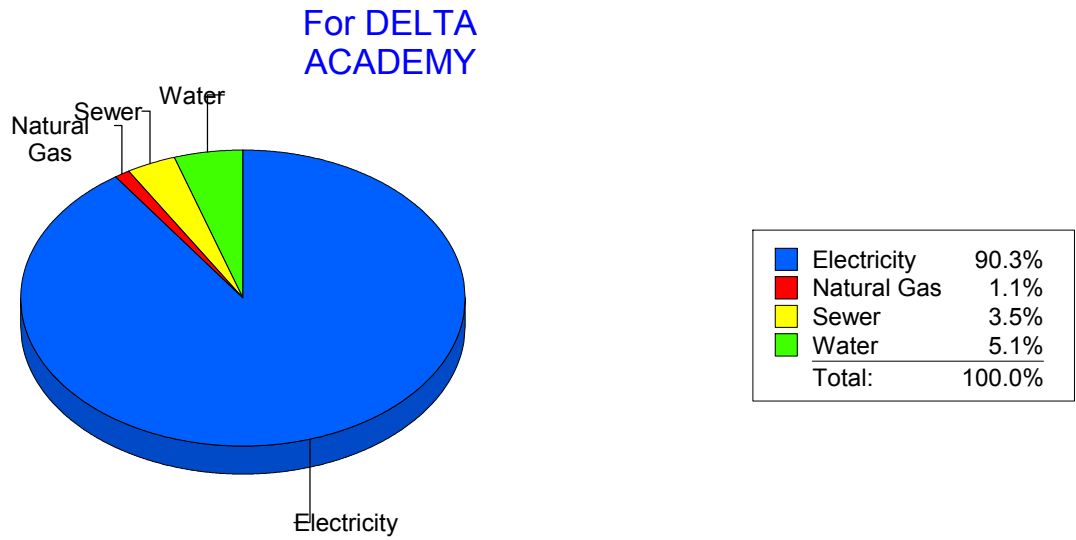
Energy CAP

Cost Avoidance Program

**Cost Summary Graph**

Grouped by Energy Type

Energy Type	Use	Units	Meter Cost	Special Charges	Total Cost	Avg Unit Cost	% of Total Cost
<b>Site: DELTA ACADEMY - DELTA ACADEMY</b>							
Electricity	8,947	KWH	\$788.98	\$0.00	\$788.98	0.0882	90.26%
Natural Gas	15	CCF	\$9.65	\$0.00	\$9.65	0.6433	1.10%
Water	16	CCF	\$44.74	\$0.00	\$44.74	2.7963	5.12%
Sewer	12	CCF	\$30.76	\$0.00	\$30.76	2.5633	3.52%
<b>Total Cost:</b>			<b>\$874.13</b>	<b>\$0.00</b>	<b>\$874.13</b>		



*Filters: Cost Center Name Not Equal To DoNotReport; Billing Period Equal To 201108All Meter CodesAll Group Names*



**elpaso**

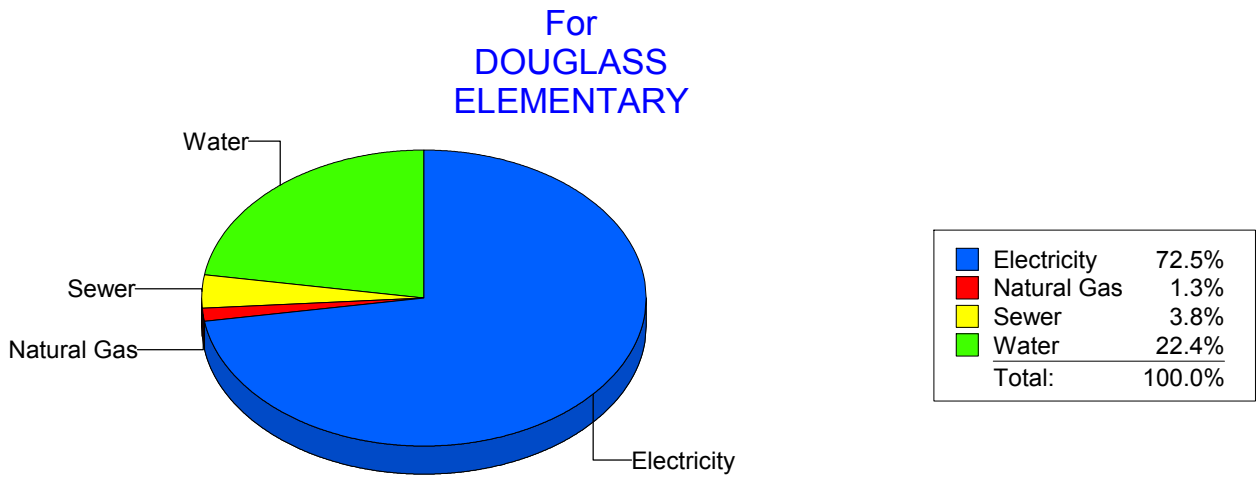
Energy CAP

Cost Avoidance Program

**Cost Summary Graph**

Grouped by Energy Type

Energy Type	Use	Units	Meter Cost	Special Charges	Total Cost	Avg Unit Cost	% of Total Cost
<b>Site: DOUGLASS ELEMENTARY - DOUGLASS ELEMENTARY</b>							
Electricity	41,123	KWH	\$5,576.83	\$0.00	\$5,576.83	0.1356	72.52%
Natural Gas	55	CCF	\$101.22	\$0.00	\$101.22	1.8404	1.32%
Water	463	CCF	\$1,722.52	\$0.00	\$1,722.52	3.7203	22.40%
Sewer	93	CCF	\$289.79	\$0.00	\$289.79	3.1160	3.77%
<b>Total Cost:</b>			<b>\$7,690.36</b>	<b>\$0.00</b>	<b>\$7,690.36</b>		



*Filters: Cost Center Name Not Equal To DoNotReport; Billing Period Equal To 201108All Meter CodesAll Group Names*

**el paso**

Energy CAP

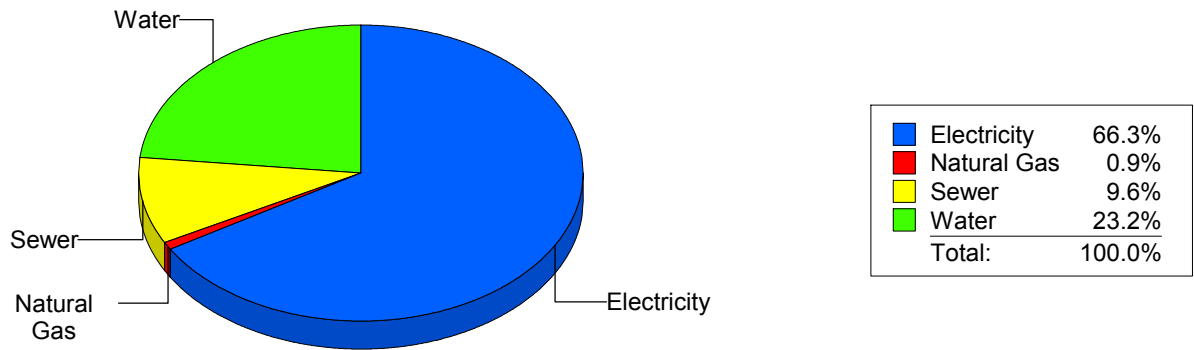
Cost Avoidance Program

**Cost Summary Graph**

Grouped by Energy Type

Energy Type	Use	Units	Meter Cost	Special Charges	Total Cost	Avg Unit Cost	% of Total Cost
<b>Site: DOWELL ELEMENTARY - DOWELL ELEMENTARY</b>							
Electricity	23,164	KWH	\$3,554.64	\$0.00	\$3,554.64	0.1535	66.28%
Natural Gas	25	CCF	\$49.15	\$0.00	\$49.15	1.9660	0.92%
Water	655	CCF	\$1,245.09	\$0.00	\$1,245.09	1.9009	23.22%
Sewer	366	CCF	\$514.30	\$0.00	\$514.30	1.4052	9.59%
<b>Total Cost:</b>			<b>\$5,363.18</b>	<b>\$0.00</b>	<b>\$5,363.18</b>		

For DOWELL ELEMENTARY



*Filters: Cost Center Name Not Equal To DoNotReport; Billing Period Equal To 201108All Meter CodesAll Group Names*

**el Paso**

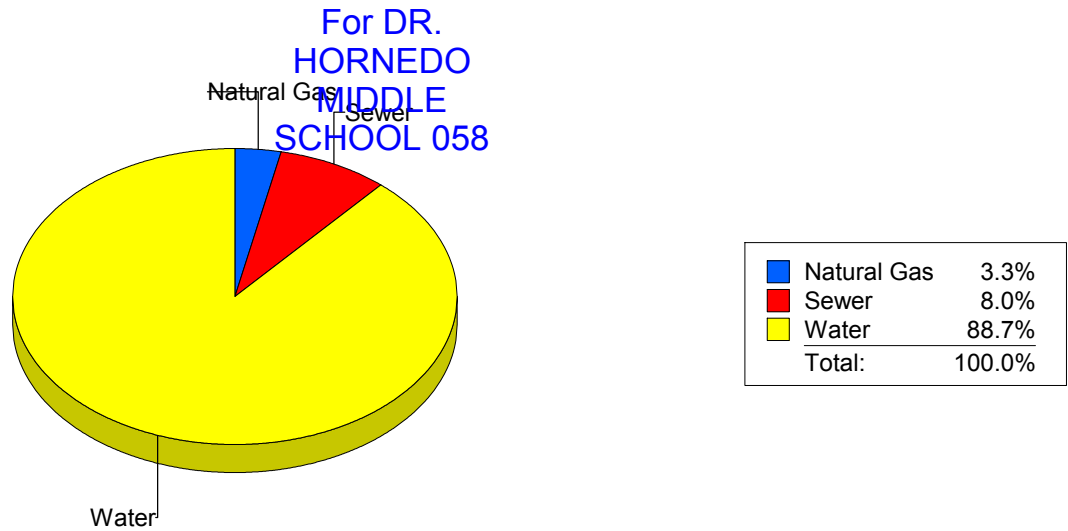
Energy CAP

Cost Avoidance Program

**Cost Summary Graph**

Grouped by Energy Type

Energy Type	Use	Units	Meter Cost	Special Charges	Total Cost	Avg Unit Cost	% of Total Cost
<b>Site: DRHORNEDOMIDDLESCHOOL - DR. HORNEDO MIDDLE SCHOOL 058</b>							
Natural Gas		196 CCF	\$145.04	\$0.00	\$145.04	0.7400	3.33%
Water		1,106 CCF	\$3,867.62	\$0.00	\$3,867.62	3.4969	88.67%
Sewer		108 CCF	\$349.11	\$0.00	\$349.11	3.2325	8.00%
<b>Total Cost:</b>			<b>\$4,361.77</b>	<b>\$0.00</b>	<b>\$4,361.77</b>		



*Filters: Cost Center Name Not Equal To DoNotReport; Billing Period Equal To 201108All Meter CodesAll Group Names*

**elpaso**

Energy CAP

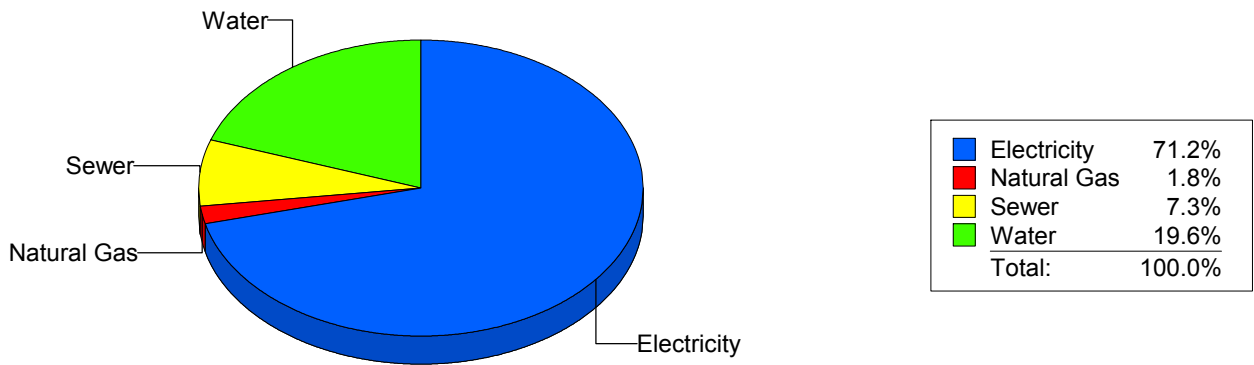
Cost Avoidance Program

**Cost Summary Graph**

Grouped by Energy Type

Energy Type	Use	Units	Meter Cost	Special Charges	Total Cost	Avg Unit Cost	% of Total Cost
<b>Site: DR. L.A. NIXON ELEME - DR. L.A. NIXON ELEME</b>							
Electricity	36,440	KWH	\$5,468.92	\$0.00	\$5,468.92	0.1501	71.24%
Natural Gas	129	CCF	\$141.16	\$0.00	\$141.16	1.0943	1.84%
Water	603	CCF	\$1,507.23	\$0.00	\$1,507.23	2.4996	19.63%
Sewer	244	CCF	\$559.21	\$0.00	\$559.21	2.2918	7.28%
<b>Total Cost:</b>			<b>\$7,676.52</b>	<b>\$0.00</b>	<b>\$7,676.52</b>		

For DR. L.A. NIXON ELEME



*Filters: Cost Center Name Not Equal To DoNotReport; Billing Period Equal To 201108All Meter CodesAll Group Names*

**elpaso**

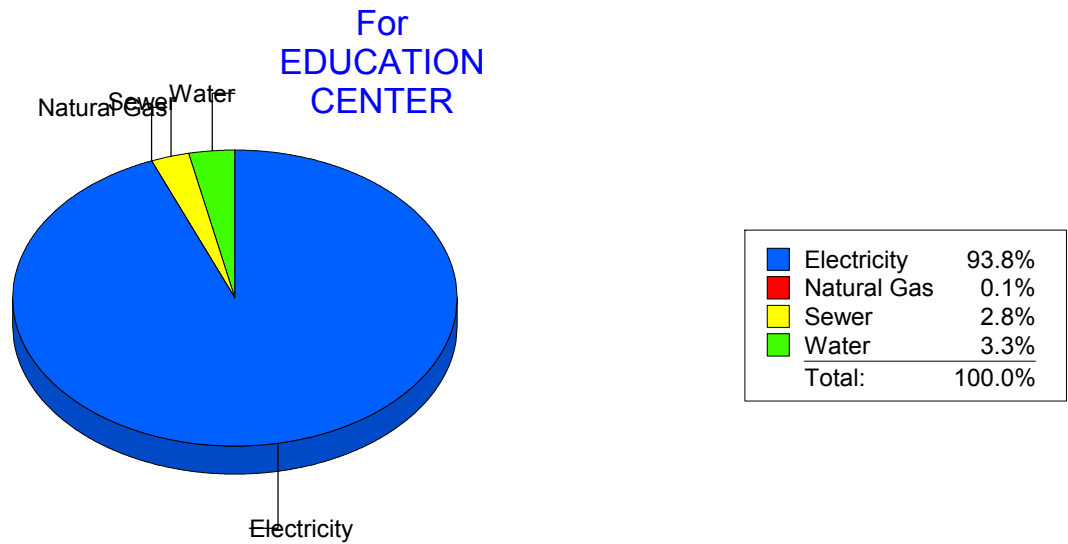
Energy CAP

Cost Avoidance Program

**Cost Summary Graph**

Grouped by Energy Type

Energy Type	Use	Units	Meter Cost	Special Charges	Total Cost	Avg Unit Cost	% of Total Cost
<b>Site: EDUCATION CENTER - EDUCATION CENTER</b>							
Electricity	392,092	KWH	\$40,895.58	\$0.00	\$40,895.58	0.1043	93.80%
Natural Gas	57	CCF	\$65.19	\$0.00	\$65.19	1.1437	0.15%
Water	549	CCF	\$1,426.84	\$0.00	\$1,426.84	2.5990	3.27%
Sewer	659	CCF	\$1,210.74	\$0.00	\$1,210.74	1.8372	2.78%
<b>Total Cost:</b>			<b>\$43,598.35</b>	<b>\$0.00</b>	<b>\$43,598.35</b>		



*Filters: Cost Center Name Not Equal To DoNotReport; Billing Period Equal To 201108All Meter CodesAll Group Names*

**elpaso**

Energy CAP

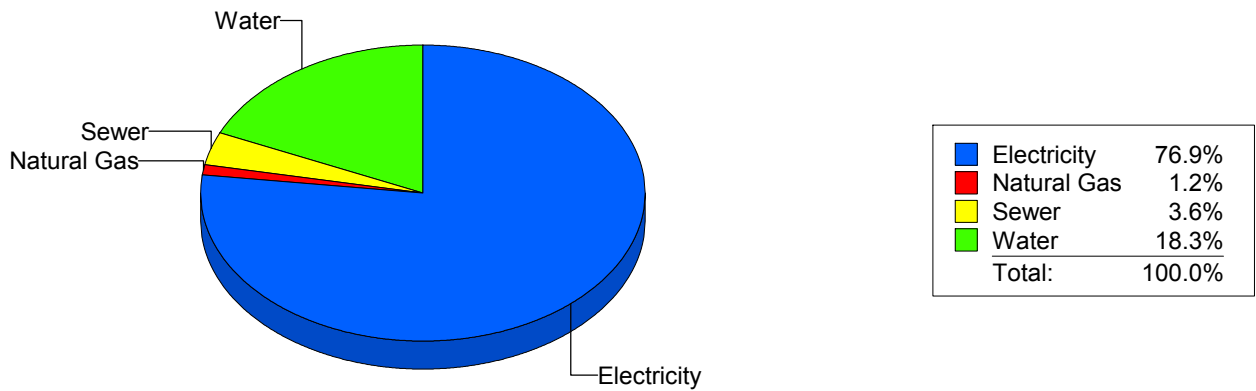
Cost Avoidance Program

**Cost Summary Graph**

Grouped by Energy Type

Energy Type	Use	Units	Meter Cost	Special Charges	Total Cost	Avg Unit Cost	% of Total Cost
<b>Site: EL PASO HIGH SCHOOL - EL PASO HIGH SCHOOL</b>							
Electricity	202,499	KWH	\$25,377.39	\$0.00	\$25,377.39	0.1253	76.91%
Natural Gas	327	CCF	\$388.26	\$0.00	\$388.26	1.1873	1.18%
Water	1,703	CCF	\$6,052.14	\$0.00	\$6,052.14	3.5538	18.34%
Sewer	604	CCF	\$1,178.88	\$0.00	\$1,178.88	1.9518	3.57%
<b>Total Cost:</b>			<b>\$32,996.67</b>	<b>\$0.00</b>	<b>\$32,996.67</b>		

For EL PASO HIGH SCHOOL



*Filters: Cost Center Name Not Equal To DoNotReport; Billing Period Equal To 201108All Meter CodesAll Group Names*

**el paso**

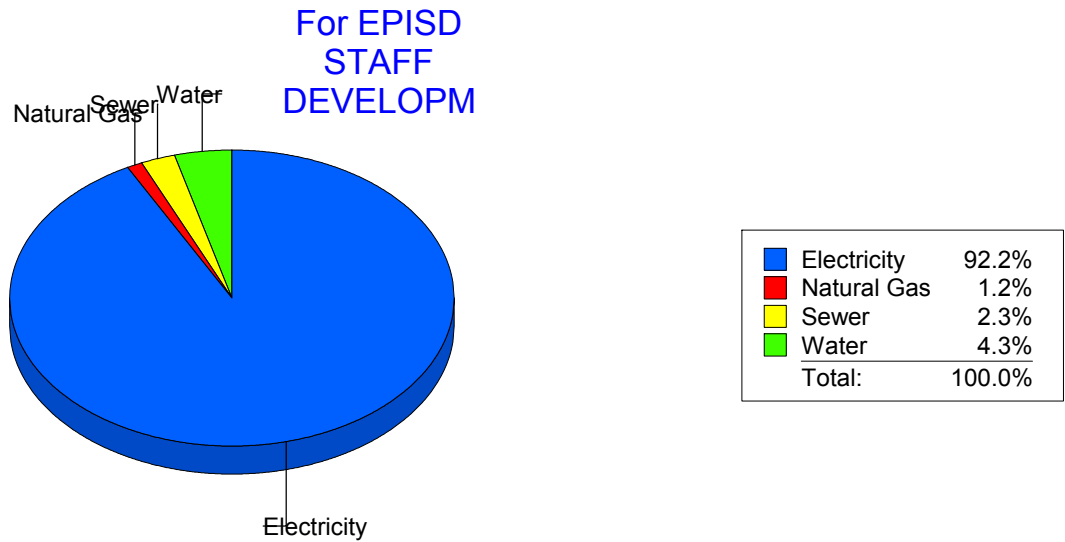
Energy CAP

Cost Avoidance Program

**Cost Summary Graph**

Grouped by Energy Type

Energy Type	Use	Units	Meter Cost	Special Charges	Total Cost	Avg Unit Cost	% of Total Cost
<b>Site: EPISD STAFF DEVELOPM - EPISD STAFF DEVELOPM</b>							
Electricity	30,400	KWH	\$3,300.20	\$0.00	\$3,300.20	0.1086	92.19%
Natural Gas	11	CCF	\$42.46	\$0.00	\$42.46	3.8600	1.19%
Water	52	CCF	\$153.19	\$0.00	\$153.19	2.9460	4.28%
Sewer	27	CCF	\$83.77	\$0.00	\$83.77	3.1026	2.34%
<b>Total Cost:</b>			<b>\$3,579.62</b>	<b>\$0.00</b>	<b>\$3,579.62</b>		



*Filters: Cost Center Name Not Equal To DoNotReport; Billing Period Equal To 201108All Meter CodesAll Group Names*

**elpaso**

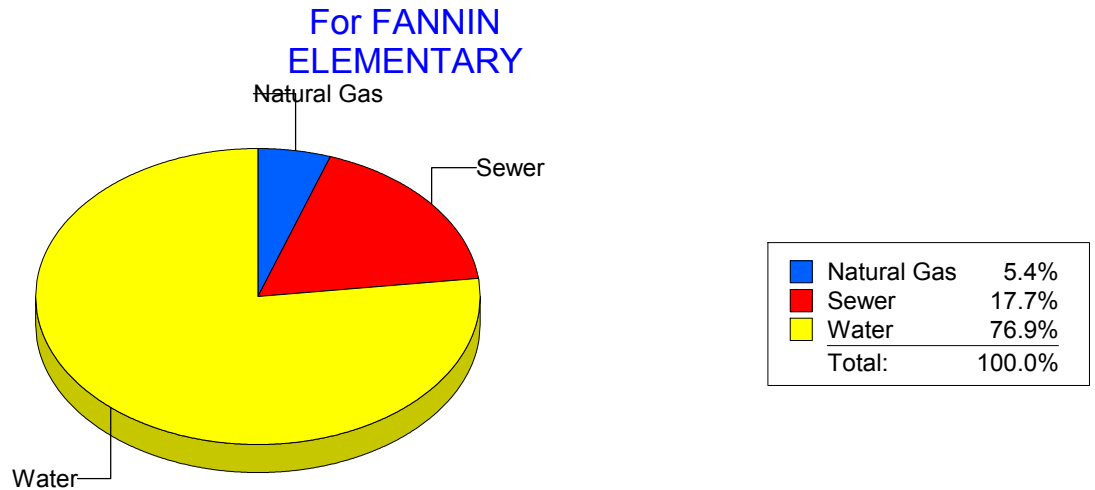
Energy CAP

Cost Avoidance Program

**Cost Summary Graph**

Grouped by Energy Type

Energy Type	Use	Units	Meter Cost	Special Charges	Total Cost	Avg Unit Cost	% of Total Cost
<b>Site: FANNIN ELEMENTARY - FANNIN ELEMENTARY</b>							
Natural Gas	103	CCF	\$125.29	\$0.00	\$125.29	1.2164	5.41%
Water	835	CCF	\$1,781.16	\$0.00	\$1,781.16	2.1331	76.91%
Sewer	165	CCF	\$409.40	\$0.00	\$409.40	2.4812	17.68%
<b>Total Cost:</b>			<b>\$2,315.85</b>	<b>\$0.00</b>	<b>\$2,315.85</b>		



*Filters: Cost Center Name Not Equal To DoNotReport; Billing Period Equal To 201108All Meter CodesAll Group Names*



**el Paso**

Energy CAP

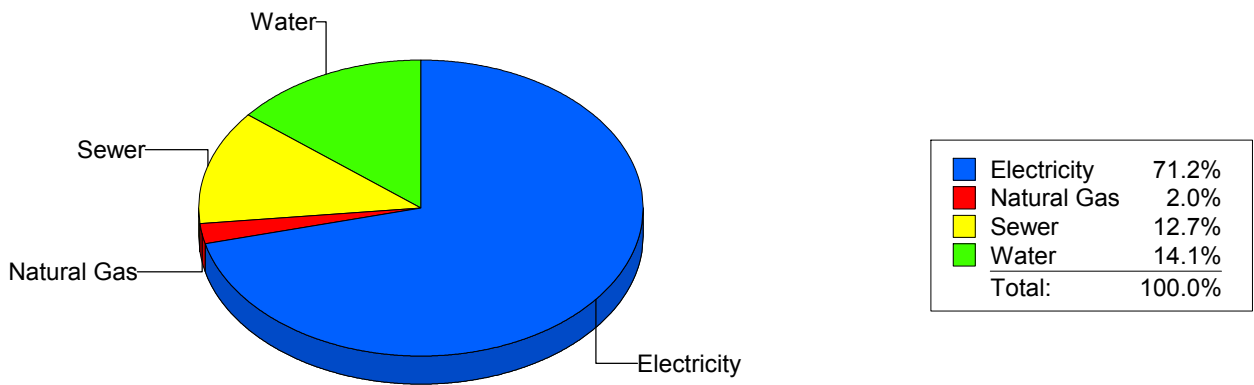
Cost Avoidance Program

**Cost Summary Graph**

Grouped by Energy Type

Energy Type	Use	Units	Meter Cost	Special Charges	Total Cost	Avg Unit Cost	% of Total Cost
<b>Site: FINE ARTS/MULTIMEDIA - FINE ARTS/MULTIMEDIA</b>							
Electricity	11,797	KWH	\$1,418.10	\$0.00	\$1,418.10	0.1202	71.21%
Natural Gas	7	CCF	\$40.48	\$0.00	\$40.48	5.7829	2.03%
Water	150	CCF	\$280.13	\$0.00	\$280.13	1.8675	14.07%
Sewer	150	CCF	\$252.74	\$0.00	\$252.74	1.6849	12.69%
<b>Total Cost:</b>			<b>\$1,991.45</b>	<b>\$0.00</b>	<b>\$1,991.45</b>		

For FINE ARTS/MULTIMEDIA



*Filters: Cost Center Name Not Equal To DoNotReport; Billing Period Equal To 201108All Meter CodesAll Group Names*

**elpaso**

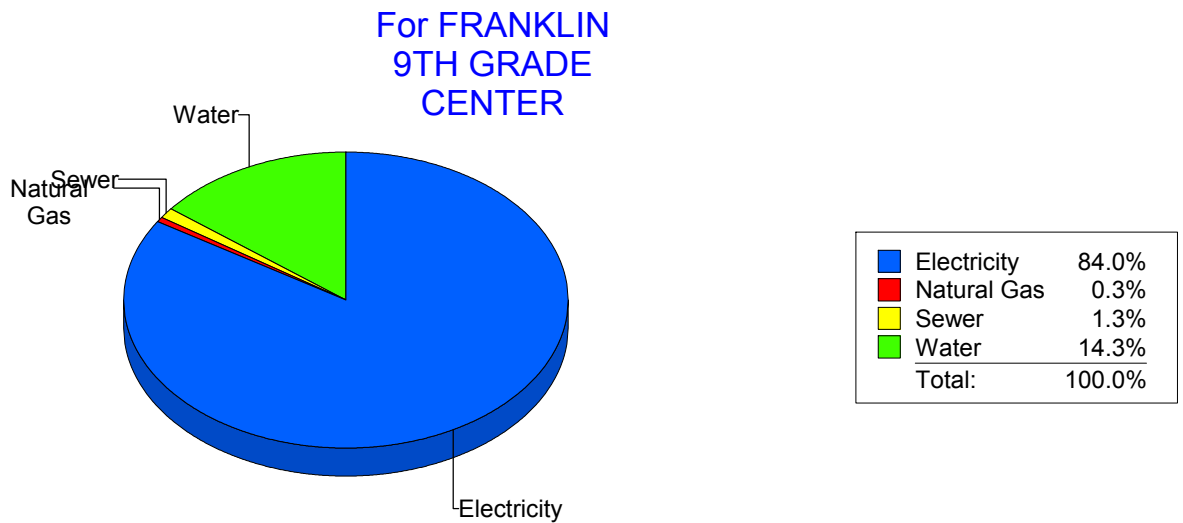
Energy CAP

Cost Avoidance Program

**Cost Summary Graph**

Grouped by Energy Type

Energy Type	Use	Units	Meter Cost	Special Charges	Total Cost	Avg Unit Cost	% of Total Cost
<b>Site: FRANKLIN9THGRADECENTER - FRANKLIN 9TH GRADE CENTER</b>							
Electricity	194,000	KWH	\$21,111.22	\$0.00	\$21,111.22	0.1088	83.99%
Natural Gas	90	CCF	\$81.50	\$0.00	\$81.50	0.9056	0.32%
Water	2,843	CCF	\$3,605.20	\$0.00	\$3,605.20	1.2681	14.34%
Sewer	100	CCF	\$338.95	\$0.00	\$338.95	3.3895	1.35%
<b>Total Cost:</b>			<b>\$25,136.87</b>	<b>\$0.00</b>	<b>\$25,136.87</b>		



*Filters: Cost Center Name Not Equal To DoNotReport; Billing Period Equal To 201108All Meter CodesAll Group Names*

**elpaso**

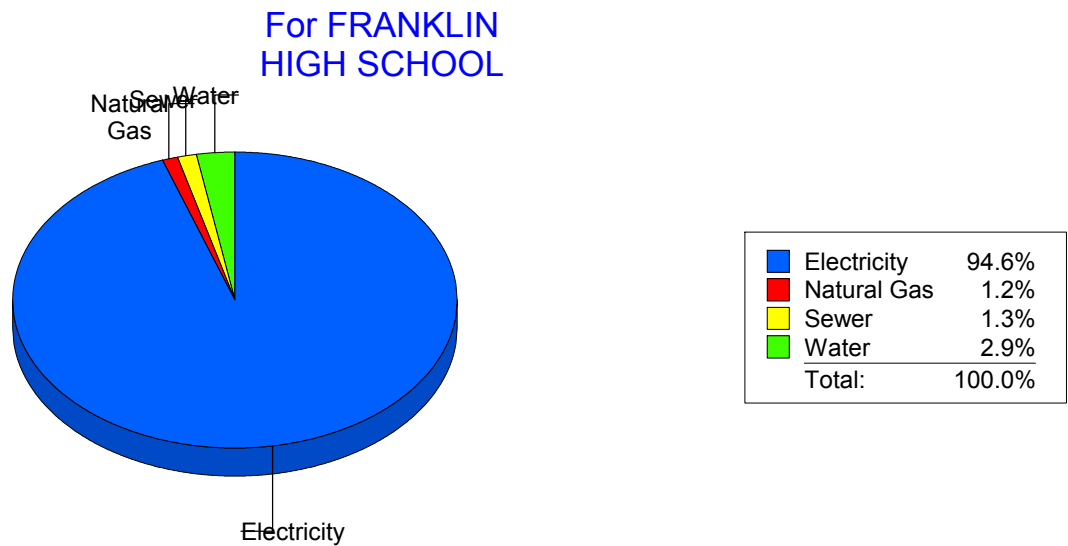
Energy CAP

Cost Avoidance Program

**Cost Summary Graph**

Grouped by Energy Type

Energy Type	Use	Units	Meter Cost	Special Charges	Total Cost	Avg Unit Cost	% of Total Cost
<b>Site: FRANKLIN HIGH SCHOOL - FRANKLIN HIGH SCHOOL</b>							
Electricity	401,728	KWH	\$42,766.22	\$0.00	\$42,766.22	0.1065	94.60%
Natural Gas	777	CCF	\$523.99	\$0.00	\$523.99	0.6744	1.16%
Water	613	CCF	\$1,315.64	\$0.00	\$1,315.64	2.1462	2.91%
Sewer	307	CCF	\$601.84	\$0.00	\$601.84	1.9604	1.33%
<b>Total Cost:</b>			<b>\$45,207.69</b>	<b>\$0.00</b>	<b>\$45,207.69</b>		



*Filters: Cost Center Name Not Equal To DoNotReport; Billing Period Equal To 201108All Meter CodesAll Group Names*

**el Paso**

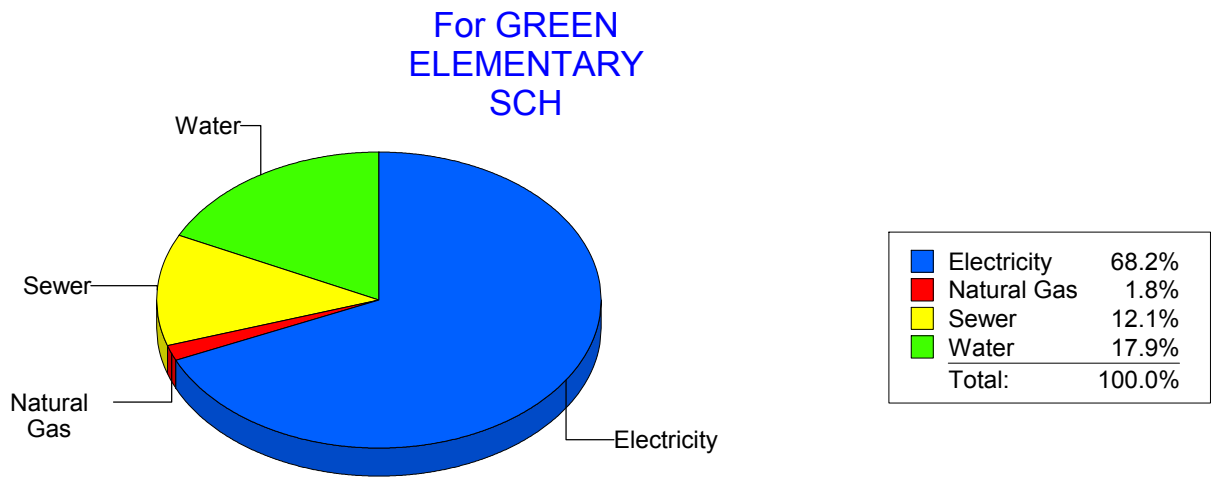
Energy CAP

Cost Avoidance Program

**Cost Summary Graph**

Grouped by Energy Type

Energy Type	Use	Units	Meter Cost	Special Charges	Total Cost	Avg Unit Cost	% of Total Cost
<b>Site: GREEN ELEMENTARY SCH - GREEN ELEMENTARY SCH</b>							
Electricity	33,900	KWH	\$4,645.93	\$0.00	\$4,645.93	0.1370	68.23%
Natural Gas	103	CCF	\$125.29	\$0.00	\$125.29	1.2164	1.84%
Water	637	CCF	\$1,216.12	\$0.00	\$1,216.12	1.9091	17.86%
Sewer	431	CCF	\$821.56	\$0.00	\$821.56	1.9062	12.07%
<b>Total Cost:</b>			<b>\$6,808.90</b>	<b>\$0.00</b>	<b>\$6,808.90</b>		



*Filters: Cost Center Name Not Equal To DoNotReport; Billing Period Equal To 201108All Meter CodesAll Group Names*

**elpaso**

Energy CAP

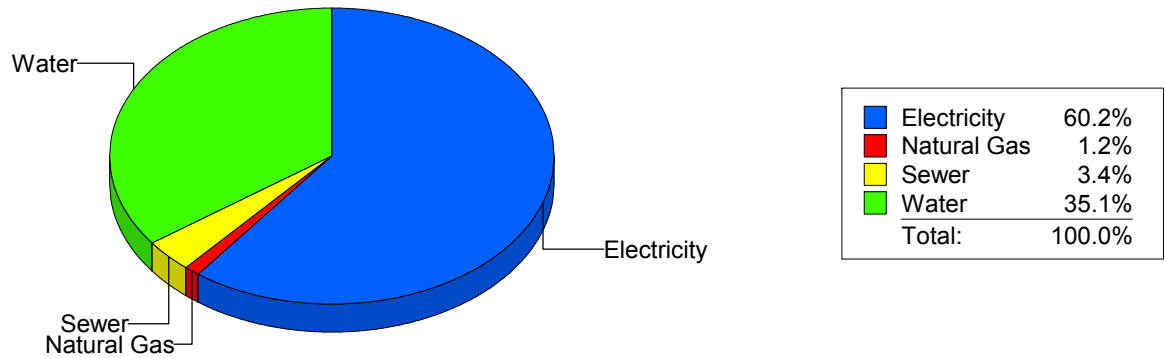
Cost Avoidance Program

**Cost Summary Graph**

Grouped by Energy Type

Energy Type	Use	Units	Meter Cost	Special Charges	Total Cost	Avg Unit Cost	% of Total Cost
<b>Site: GUILLEN MIDDLE SCHOO - GUILLEN MIDDLE SCHOO</b>							
Electricity	86,563	KWH	\$10,899.29	\$0.00	\$10,899.29	0.1259	60.24%
Natural Gas	253	CCF	\$216.89	\$0.00	\$216.89	0.8573	1.20%
Water	1,986	CCF	\$6,357.16	\$0.00	\$6,357.16	3.2010	35.13%
Sewer	331	CCF	\$620.22	\$0.00	\$620.22	1.8738	3.43%
<b>Total Cost:</b>			<b>\$18,093.56</b>	<b>\$0.00</b>	<b>\$18,093.56</b>		

For GUILLEN MIDDLE SCHOO



*Filters: Cost Center Name Not Equal To DoNotReport; Billing Period Equal To 201108All Meter CodesAll Group Names*

**elpaso**

Energy CAP

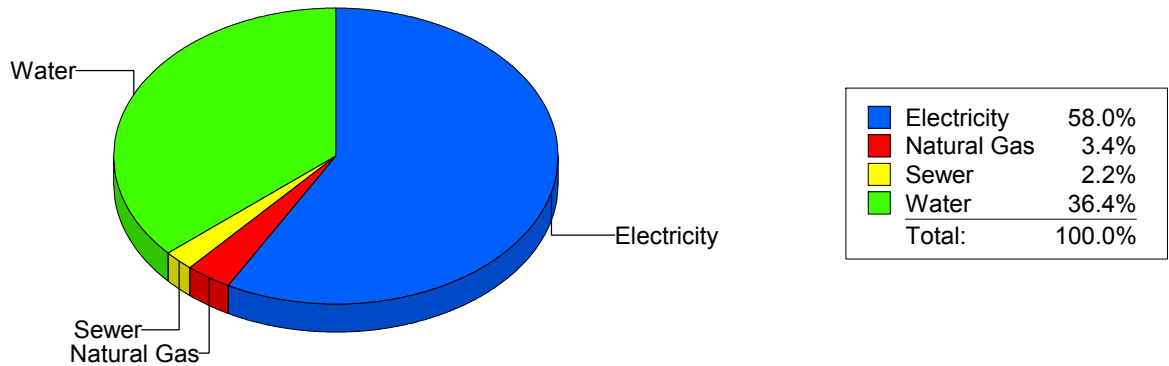
Cost Avoidance Program

**Cost Summary Graph**

Grouped by Energy Type

Energy Type	Use	Units	Meter Cost	Special Charges	Total Cost	Avg Unit Cost	% of Total Cost
<b>Site: H.E. CHARLES MIDDLE - H.E. CHARLES MIDDLE</b>							
Electricity	110,925	KWH	\$13,158.37	\$0.00	\$13,158.37	0.1186	57.96%
Natural Gas	1,187	CCF	\$773.15	\$0.00	\$773.15	0.6513	3.41%
Water	2,006	CCF	\$8,260.22	\$0.00	\$8,260.22	4.1178	36.39%
Sewer	235	CCF	\$510.40	\$0.00	\$510.40	2.1719	2.25%
<b>Total Cost:</b>			<b>\$22,702.14</b>	<b>\$0.00</b>	<b>\$22,702.14</b>		

For H.E. CHARLES MIDDLE



*Filters: Cost Center Name Not Equal To DoNotReport; Billing Period Equal To 201108All Meter CodesAll Group Names*

**elpaso**

Energy CAP

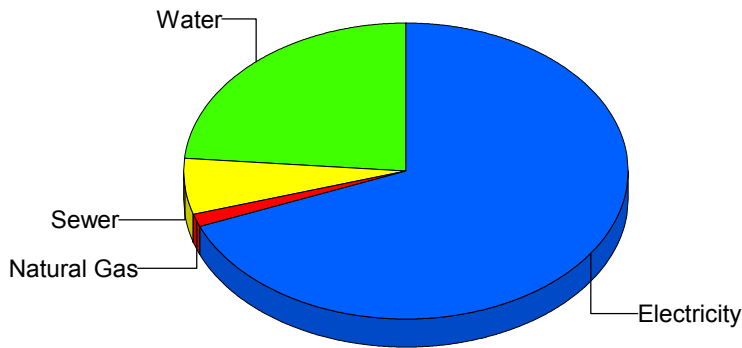
Cost Avoidance Program

**Cost Summary Graph**

Grouped by Energy Type

Energy Type	Use	Units	Meter Cost	Special Charges	Total Cost	Avg Unit Cost	% of Total Cost
<b>Site: HART ELEMENTARY SCHO - HART ELEMENTARY SCHO</b>							
Electricity	23,400	KWH	\$3,492.03	\$0.00	\$3,492.03	0.1492	68.77%
Natural Gas	87	CCF	\$80.01	\$0.00	\$80.01	0.9197	1.58%
Water	406	CCF	\$1,195.50	\$0.00	\$1,195.50	2.9446	23.54%
Sewer	128	CCF	\$310.28	\$0.00	\$310.28	2.4241	6.11%
<b>Total Cost:</b>			<b>\$5,077.82</b>	<b>\$0.00</b>	<b>\$5,077.82</b>		

For HART  
ELEMENTARY  
SCHO



Electricity	68.8%
Natural Gas	1.6%
Sewer	6.1%
Water	23.5%
<b>Total:</b>	<b>100.0%</b>

*Filters: Cost Center Name Not Equal To DoNotReport; Billing Period Equal To 201108All Meter CodesAll Group Names*

**elpaso**

Energy CAP

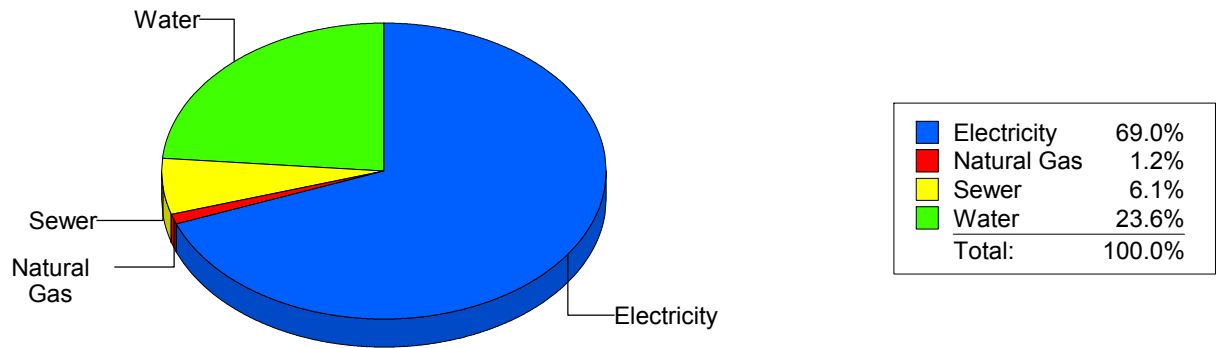
Cost Avoidance Program

**Cost Summary Graph**

Grouped by Energy Type

Energy Type	Use	Units	Meter Cost	Special Charges	Total Cost	Avg Unit Cost	% of Total Cost
<b>Site: HAWKINS ELEMENTARY S - HAWKINS ELEMENTARY S</b>							
Electricity	16,000	KWH	\$2,400.41	\$0.00	\$2,400.41	0.1500	69.04%
Natural Gas	12	CCF	\$42.95	\$0.00	\$42.95	3.5792	1.24%
Water	230	CCF	\$820.05	\$0.00	\$820.05	3.5654	23.59%
Sewer	70	CCF	\$213.38	\$0.00	\$213.38	3.0483	6.14%
<b>Total Cost:</b>			<b>\$3,476.79</b>	<b>\$0.00</b>	<b>\$3,476.79</b>		

For HAWKINS  
ELEMENTARY  
S



*Filters: Cost Center Name Not Equal To DoNotReport; Billing Period Equal To 201108All Meter CodesAll Group Names*



**el Paso**

Energy CAP

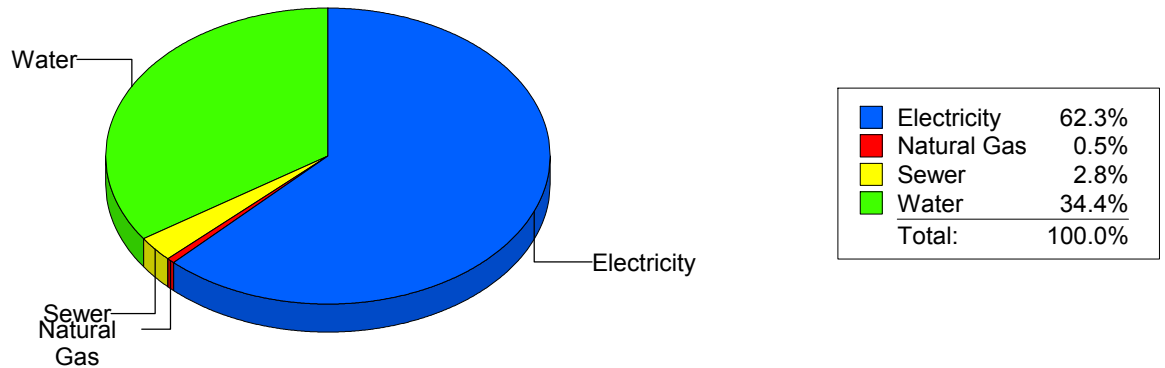
Cost Avoidance Program

**Cost Summary Graph**

Grouped by Energy Type

Energy Type	Use	Units	Meter Cost	Special Charges	Total Cost	Avg Unit Cost	% of Total Cost
<b>Site: HENDERSON MIDDLE SCH - HENDERSON MIDDLE SCH</b>							
Electricity	44,206	KWH	\$7,210.01	\$0.00	\$7,210.01	0.1631	62.31%
Natural Gas	36	CCF	\$54.81	\$0.00	\$54.81	1.5225	0.47%
Water	1,554	CCF	\$3,984.85	\$0.00	\$3,984.85	2.5643	34.44%
Sewer	204	CCF	\$321.32	\$0.00	\$321.32	1.5751	2.78%
<b>Total Cost:</b>			<b>\$11,570.99</b>	<b>\$0.00</b>	<b>\$11,570.99</b>		

For  
HENDERSON  
MIDDLE SCH



*Filters: Cost Center Name Not Equal To DoNotReport; Billing Period Equal To 201108All Meter CodesAll Group Names*

**elpaso**

Energy CAP

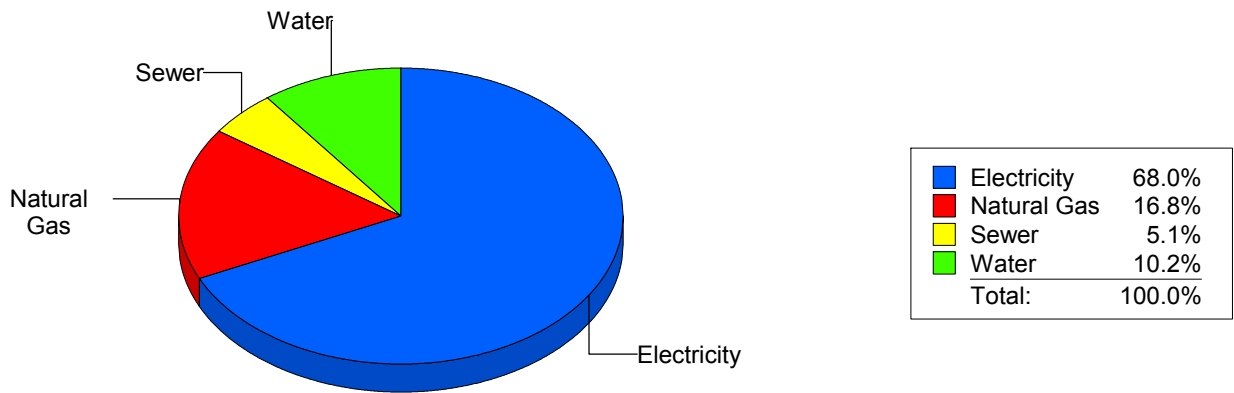
Cost Avoidance Program

**Cost Summary Graph**

Grouped by Energy Type

Energy Type	Use	Units	Meter Cost	Special Charges	Total Cost	Avg Unit Cost	% of Total Cost
<b>Site: HERCULES COTTAGES - HERCULES COTTAGES</b>							
Electricity	3,896	KWH	\$760.53	\$0.00	\$760.53	0.1952	67.96%
Natural Gas	5	CCF	\$187.57	\$0.00	\$187.57	37.5140	16.76%
Water	43	CCF	\$113.95	\$0.00	\$113.95	2.6500	10.18%
Sewer	21	CCF	\$57.00	\$0.00	\$57.00	2.7143	5.09%
<b>Total Cost:</b>			<b>\$1,119.05</b>	<b>\$0.00</b>	<b>\$1,119.05</b>		

For HERCULES COTTAGES



*Filters: Cost Center Name Not Equal To DoNotReport; Billing Period Equal To 201108All Meter CodesAll Group Names*

**elpaso**

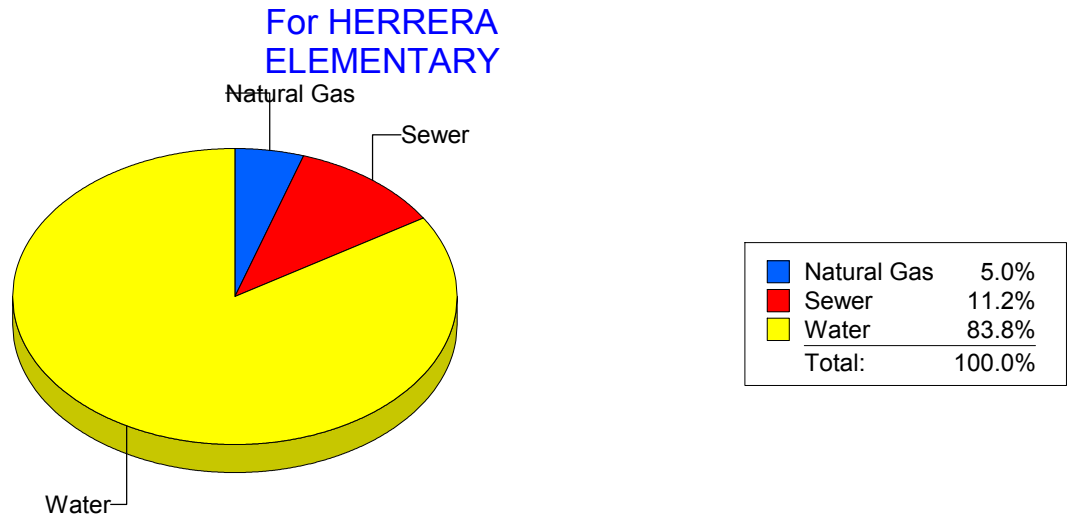
Energy CAP

Cost Avoidance Program

**Cost Summary Graph**

Grouped by Energy Type

Energy Type	Use	Units	Meter Cost	Special Charges	Total Cost	Avg Unit Cost	% of Total Cost
<b>Site: HERRERA - HERRERA ELEMENTARY</b>							
Natural Gas		190 CCF	\$141.40	\$0.00	\$141.40	0.7442	4.99%
Water		650 CCF	\$2,373.77	\$0.00	\$2,373.77	3.6520	83.77%
Sewer		84 CCF	\$318.63	\$0.00	\$318.63	3.7932	11.24%
<b>Total Cost:</b>			<b>\$2,833.80</b>	<b>\$0.00</b>	<b>\$2,833.80</b>		



*Filters: Cost Center Name Not Equal To DoNotReport; Billing Period Equal To 201108All Meter CodesAll Group Names*

**elpaso**

Energy CAP

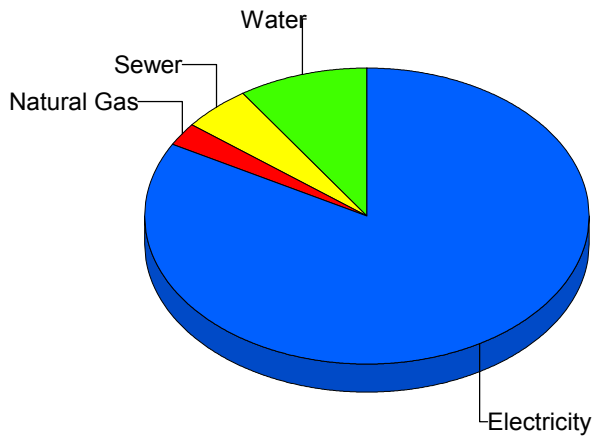
Cost Avoidance Program

**Cost Summary Graph**

Grouped by Energy Type

Energy Type	Use	Units	Meter Cost	Special Charges	Total Cost	Avg Unit Cost	% of Total Cost
<b>Site: HILLSIDE ELEMENTARY - HILLSIDE ELEMENTARY</b>							
Electricity	33,772	KWH	\$5,688.10	\$0.00	\$5,688.10	0.1684	83.12%
Natural Gas	54	CCF	\$174.95	\$0.00	\$174.95	3.2398	2.56%
Water	238	CCF	\$642.12	\$0.00	\$642.12	2.6980	9.38%
Sewer	109	CCF	\$338.28	\$0.00	\$338.28	3.1035	4.94%
<b>Total Cost:</b>			<b>\$6,843.45</b>	<b>\$0.00</b>	<b>\$6,843.45</b>		

For HILLSIDE ELEMENTARY



Electricity	83.1%
Natural Gas	2.6%
Sewer	4.9%
Water	9.4%
<b>Total:</b>	<b>100.0%</b>

*Filters: Cost Center Name Not Equal To DoNotReport; Billing Period Equal To 201108All Meter CodesAll Group Names*

**elpaso**

Energy CAP

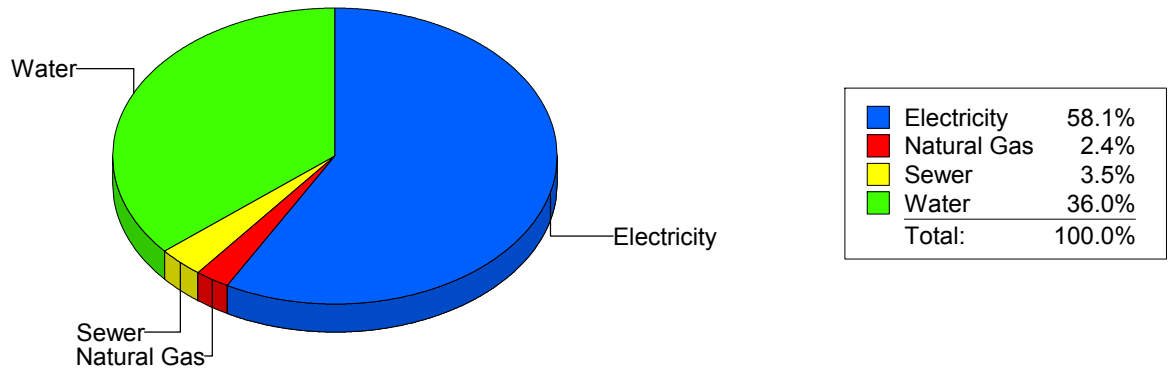
Cost Avoidance Program

**Cost Summary Graph**

Grouped by Energy Type

Energy Type	Use	Units	Meter Cost	Special Charges	Total Cost	Avg Unit Cost	% of Total Cost
<b>Site: HOUSTON INTERMEDIATE - HOUSTON INTERMEDIATE</b>							
Electricity	32,430	KWH	\$3,963.49	\$0.00	\$3,963.49	0.1222	58.11%
Natural Gas	103	CCF	\$162.19	\$0.00	\$162.19	1.5747	2.38%
Water	497	CCF	\$2,456.61	\$0.00	\$2,456.61	4.9429	36.02%
Sewer	22	CCF	\$237.90	\$0.00	\$237.90	10.8136	3.49%
<b>Total Cost:</b>			<b>\$6,820.19</b>	<b>\$0.00</b>	<b>\$6,820.19</b>		

For HOUSTON INTERMEDIATE



*Filters: Cost Center Name Not Equal To DoNotReport; Billing Period Equal To 201108All Meter CodesAll Group Names*

**elpaso**

Energy CAP

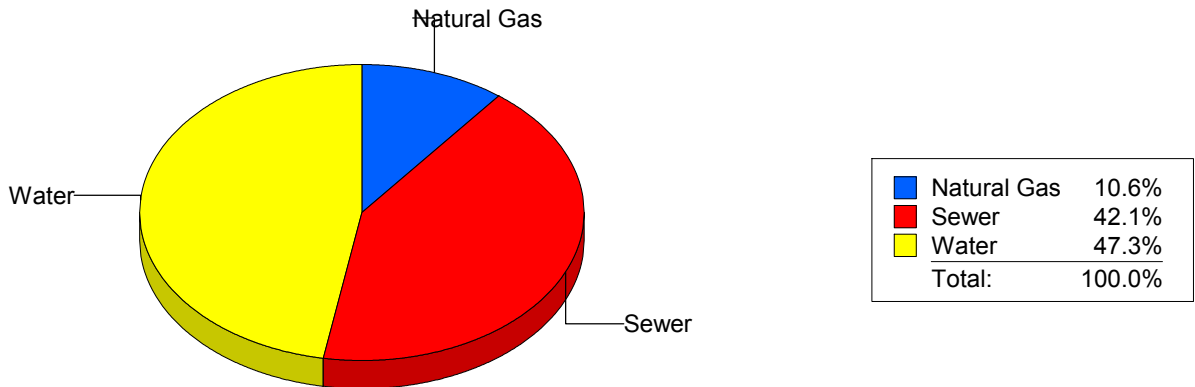
Cost Avoidance Program

**Cost Summary Graph**

Grouped by Energy Type

Energy Type	Use	Units	Meter Cost	Special Charges	Total Cost	Avg Unit Cost	% of Total Cost
<b>Site: MOYE - HR MOYE</b>							
Natural Gas		99 CCF	\$85.95	\$0.00	\$85.95	0.8682	10.56%
Water		74 CCF	\$385.24	\$0.00	\$385.24	5.2059	47.33%
Sewer		103 CCF	\$342.76	\$0.00	\$342.76	3.3278	42.11%
<b>Total Cost:</b>			<b>\$813.95</b>	<b>\$0.00</b>	<b>\$813.95</b>		

For HR MOYE



*Filters: Cost Center Name Not Equal To DoNotReport; Billing Period Equal To 201108All Meter CodesAll Group Names*

**elpaso**

Energy CAP

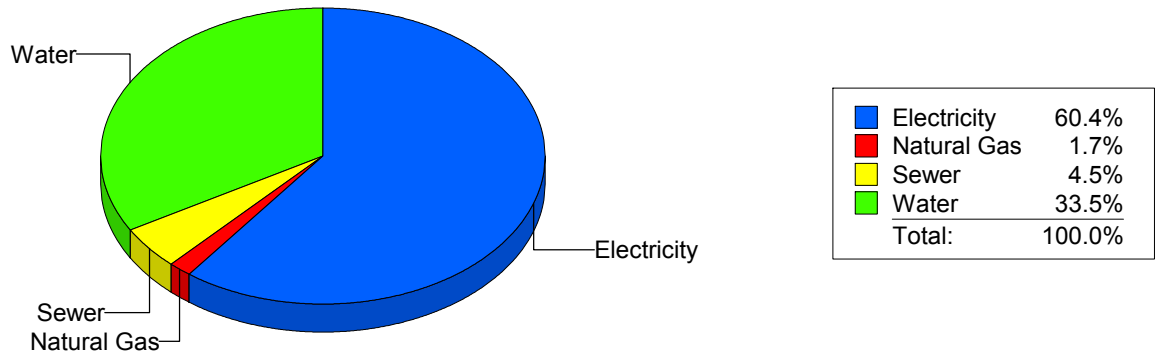
Cost Avoidance Program

**Cost Summary Graph**

Grouped by Energy Type

Energy Type	Use	Units	Meter Cost	Special Charges	Total Cost	Avg Unit Cost	% of Total Cost
<b>Site: HUGHEY ELEMENTARY SC - HUGHEY ELEMENTARY SC</b>							
Electricity	31,480	KWH	\$4,878.59	\$0.00	\$4,878.59	0.1550	60.36%
Natural Gas	117	CCF	\$133.83	\$0.00	\$133.83	1.1438	1.66%
Water	816	CCF	\$2,704.87	\$0.00	\$2,704.87	3.3148	33.46%
Sewer	190	CCF	\$365.78	\$0.00	\$365.78	1.9252	4.53%
<b>Total Cost:</b>			<b>\$8,083.07</b>	<b>\$0.00</b>	<b>\$8,083.07</b>		

For HUGHEY  
ELEMENTARY  
SC



*Filters: Cost Center Name Not Equal To DoNotReport; Billing Period Equal To 201108All Meter CodesAll Group Names*

**elpaso**

Energy CAP

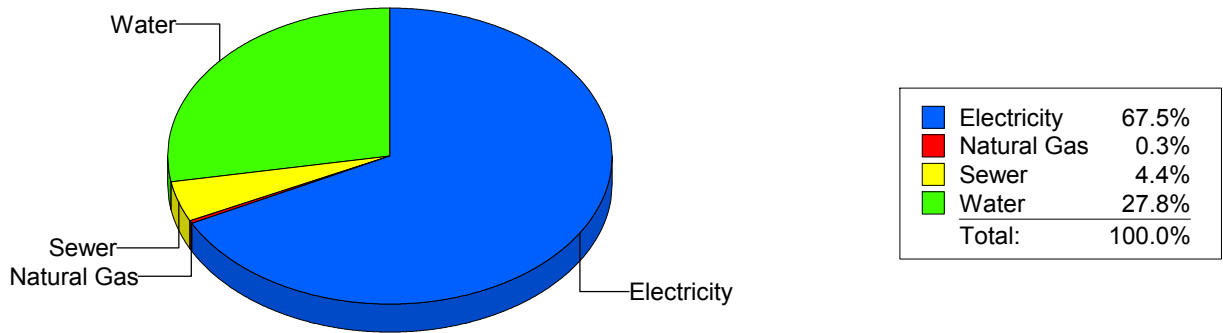
Cost Avoidance Program

**Cost Summary Graph**

Grouped by Energy Type

Energy Type	Use	Units	Meter Cost	Special Charges	Total Cost	Avg Unit Cost	% of Total Cost
<b>Site: IRVIN HIGH SCHOOL - IRVIN HIGH SCHOOL</b>							
Electricity	132,072	KWH	\$17,518.04	\$0.00	\$17,518.04	0.1326	67.45%
Natural Gas	29	CCF	\$88.37	\$0.00	\$88.37	3.0472	0.34%
Water	2,642	CCF	\$7,228.22	\$0.00	\$7,228.22	2.7359	27.83%
Sewer	786	CCF	\$1,135.83	\$0.00	\$1,135.83	1.4451	4.37%
<b>Total Cost:</b>			<b>\$25,970.46</b>	<b>\$0.00</b>	<b>\$25,970.46</b>		

For IRVIN HIGH SCHOOL



*Filters: Cost Center Name Not Equal To DoNotReport; Billing Period Equal To 201108All Meter CodesAll Group Names*



**el Paso**

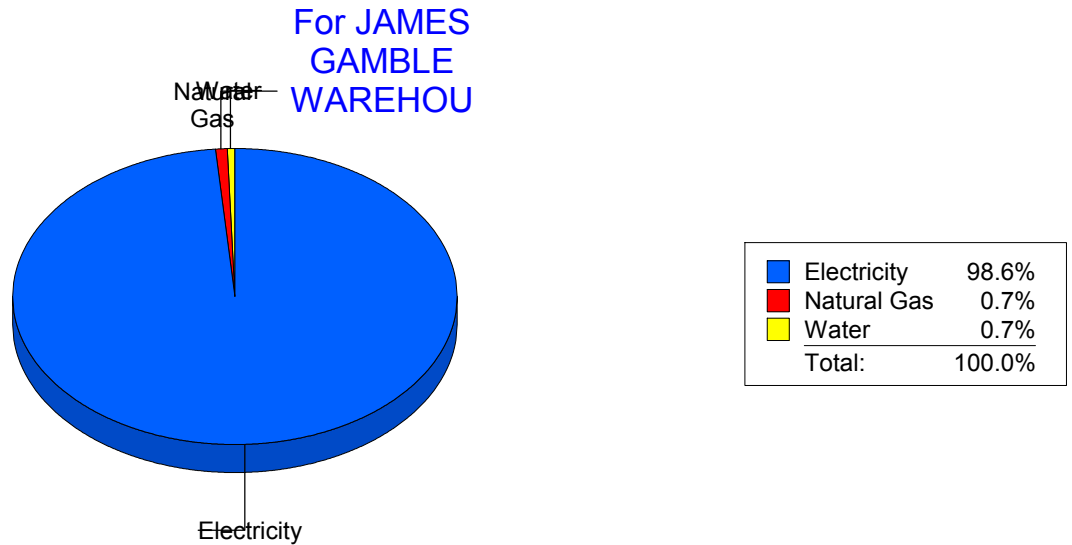
Energy CAP

Cost Avoidance Program

**Cost Summary Graph**

Grouped by Energy Type

Energy Type	Use	Units	Meter Cost	Special Charges	Total Cost	Avg Unit Cost	% of Total Cost
Site: JAMES GAMBLE WAREHOU - JAMES GAMBLE WAREHOU							
Electricity	38,400	KWH	\$5,512.07	\$0.00	\$5,512.07	0.1435	98.63%
Natural Gas	7	CCF	\$40.39	\$0.00	\$40.39	5.7700	0.72%
Water	0	CCF	\$36.36	\$0.00	\$36.36	0.0000	0.65%
<b>Total Cost:</b>			<b>\$5,588.82</b>	<b>\$0.00</b>	<b>\$5,588.82</b>		



*Filters: Cost Center Name Not Equal To DoNotReport; Billing Period Equal To 201108All Meter CodesAll Group Names*

**elpaso**

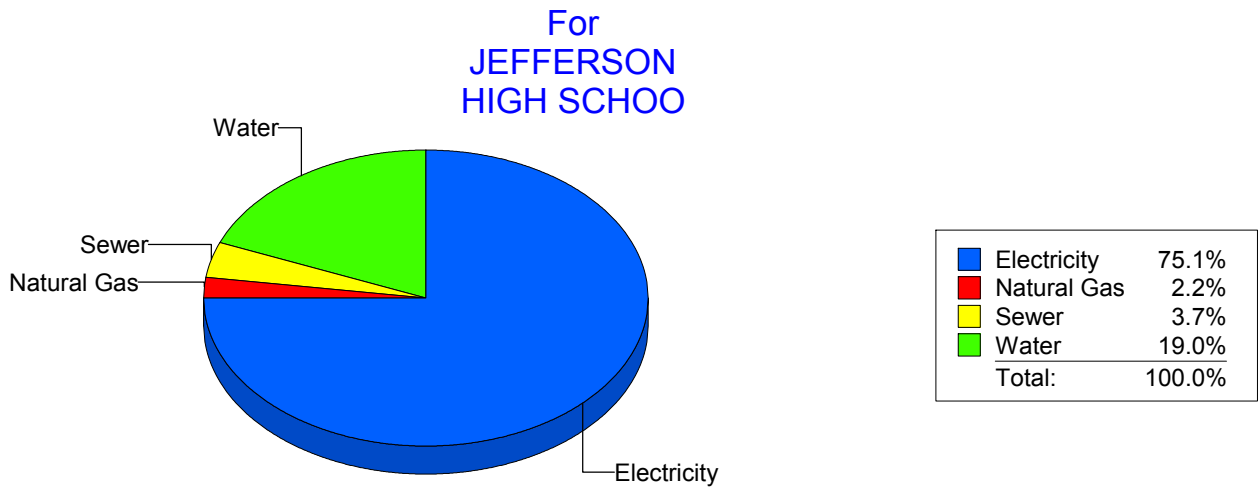
Energy CAP

Cost Avoidance Program

**Cost Summary Graph**

Grouped by Energy Type

Energy Type	Use	Units	Meter Cost	Special Charges	Total Cost	Avg Unit Cost	% of Total Cost
<b>Site: JEFFERSON HIGH SCHOO - JEFFERSON HIGH SCHOO</b>							
Electricity	133,749	KWH	\$16,465.63	\$0.00	\$16,465.63	0.1231	75.12%
Natural Gas	372	CCF	\$489.44	\$0.00	\$489.44	1.3157	2.23%
Water	1,652	CCF	\$4,156.59	\$0.00	\$4,156.59	2.5161	18.96%
Sewer	364	CCF	\$806.83	\$0.00	\$806.83	2.2166	3.68%
<b>Total Cost:</b>			<b>\$21,918.49</b>	<b>\$0.00</b>	<b>\$21,918.49</b>		



*Filters: Cost Center Name Not Equal To DoNotReport; Billing Period Equal To 201108All Meter CodesAll Group Names*

**elpaso**

Energy CAP

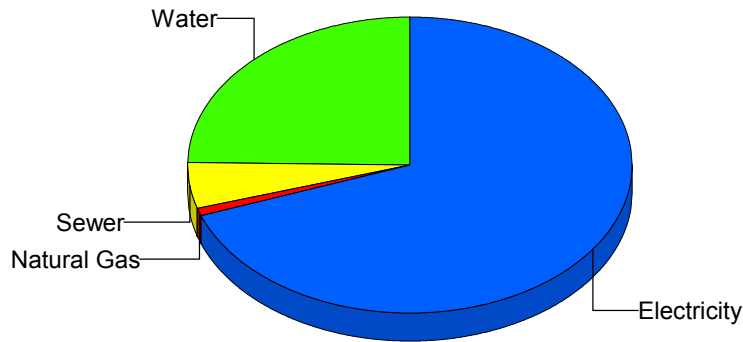
Cost Avoidance Program

**Cost Summary Graph**

Grouped by Energy Type

Energy Type	Use	Units	Meter Cost	Special Charges	Total Cost	Avg Unit Cost	% of Total Cost
<b>Site: KOHLBERG ELEMENTARY - KOHLBERG ELEMENTARY</b>							
Electricity	49,700	KWH	\$7,585.13	\$0.00	\$7,585.13	0.1526	69.33%
Natural Gas	60	CCF	\$103.69	\$0.00	\$103.69	1.7282	0.95%
Water	900	CCF	\$2,708.59	\$0.00	\$2,708.59	3.0095	24.76%
Sewer	281	CCF	\$543.96	\$0.00	\$543.96	1.9358	4.97%
<b>Total Cost:</b>			<b>\$10,941.37</b>	<b>\$0.00</b>	<b>\$10,941.37</b>		

For  
KOHLBERG  
ELEMENTARY



Electricity	69.3%
Natural Gas	0.9%
Sewer	5.0%
Water	24.8%
<b>Total:</b>	<b>100.0%</b>

*Filters: Cost Center Name Not Equal To DoNotReport; Billing Period Equal To 201108All Meter CodesAll Group Names*

**el paso**

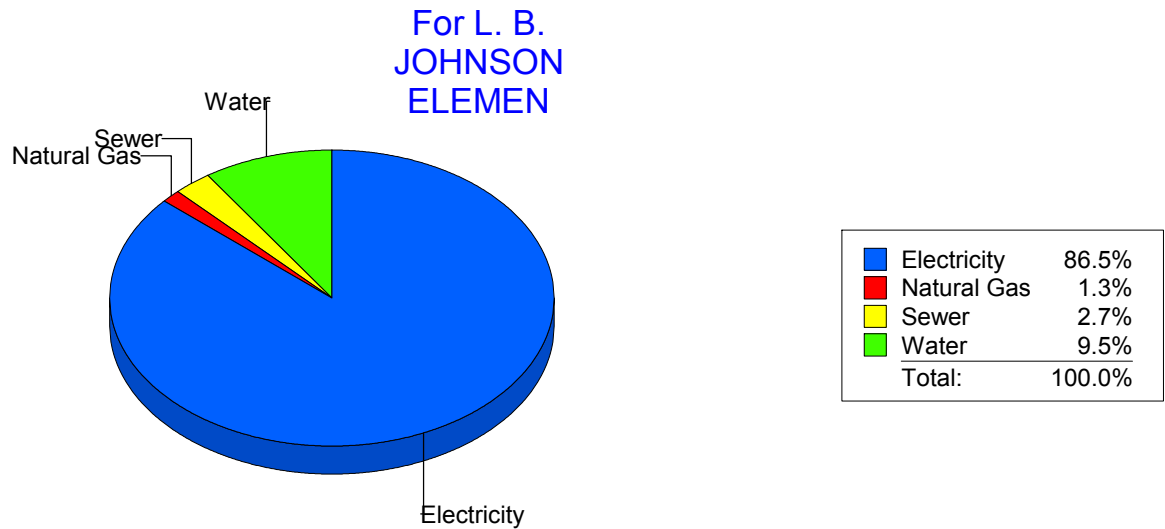
Energy CAP

Cost Avoidance Program

**Cost Summary Graph**

Grouped by Energy Type

Energy Type	Use	Units	Meter Cost	Special Charges	Total Cost	Avg Unit Cost	% of Total Cost
Site: L. B. JOHNSON ELEMEN - L. B. JOHNSON ELEMEN							
Electricity	71,000	KWH	\$9,976.03	\$0.00	\$9,976.03	0.1405	86.51%
Natural Gas	134	CCF	\$144.22	\$0.00	\$144.22	1.0763	1.25%
Water	589	CCF	\$1,100.27	\$0.00	\$1,100.27	1.8680	9.54%
Sewer	137	CCF	\$311.60	\$0.00	\$311.60	2.2745	2.70%
<b>Total Cost:</b>			<b>\$11,532.12</b>	<b>\$0.00</b>	<b>\$11,532.12</b>		



*Filters: Cost Center Name Not Equal To DoNotReport; Billing Period Equal To 201108All Meter CodesAll Group Names*

**elpaso**

Energy CAP

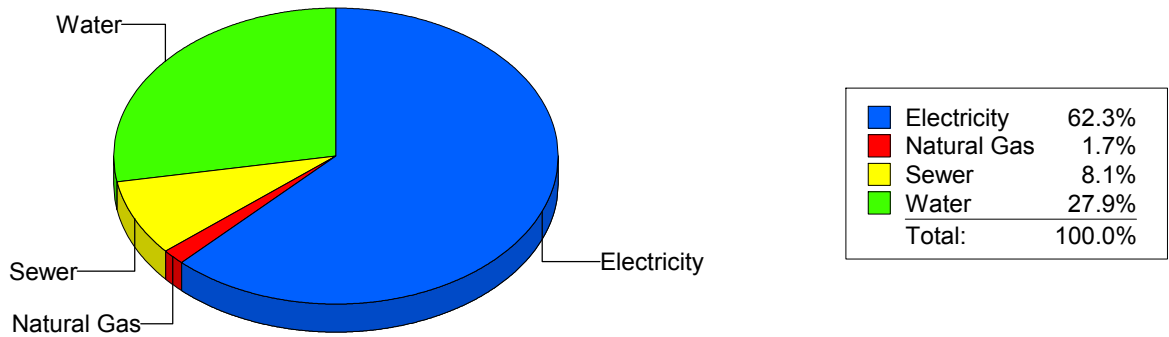
Cost Avoidance Program

**Cost Summary Graph**

Grouped by Energy Type

Energy Type	Use	Units	Meter Cost	Special Charges	Total Cost	Avg Unit Cost	% of Total Cost
<b>Site: LAMAR ELEMENTARY SCH - LAMAR ELEMENTARY SCH</b>							
Electricity	30,300	KWH	\$4,820.05	\$0.00	\$4,820.05	0.1591	62.29%
Natural Gas	43	CCF	\$132.30	\$0.00	\$132.30	3.0767	1.71%
Water	645	CCF	\$2,157.89	\$0.00	\$2,157.89	3.3456	27.89%
Sewer	229	CCF	\$628.29	\$0.00	\$628.29	2.7436	8.12%
<b>Total Cost:</b>			<b>\$7,738.53</b>	<b>\$0.00</b>	<b>\$7,738.53</b>		

For LAMAR  
ELEMENTARY  
SCH



*Filters: Cost Center Name Not Equal To DoNotReport; Billing Period Equal To 201108All Meter CodesAll Group Names*

**elpaso**

Energy CAP

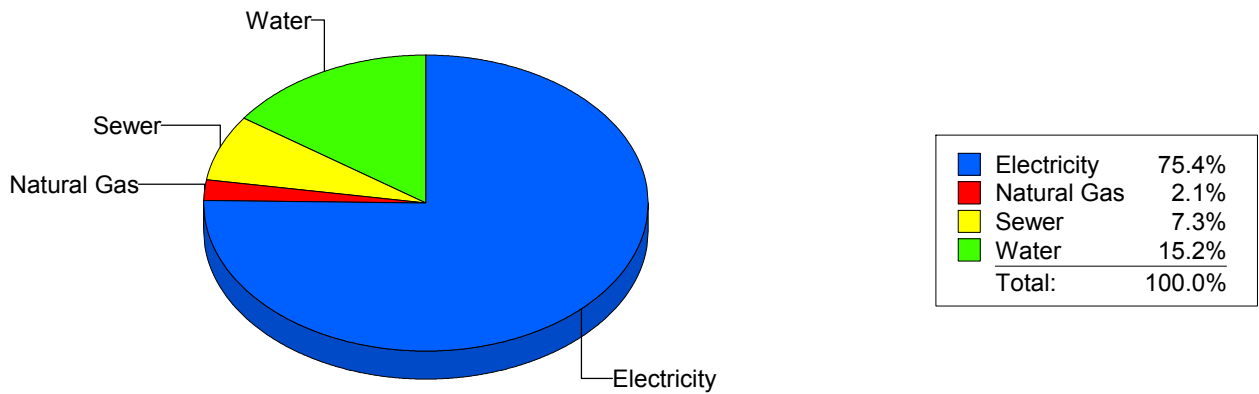
Cost Avoidance Program

**Cost Summary Graph**

Grouped by Energy Type

Energy Type	Use	Units	Meter Cost	Special Charges	Total Cost	Avg Unit Cost	% of Total Cost
<b>Site: LEE ELEMENTARY - LEE ELEMENTARY</b>							
Electricity	32,682	KWH	\$5,146.26	\$0.00	\$5,146.26	0.1575	75.39%
Natural Gas	104	CCF	\$145.60	\$0.00	\$145.60	1.4000	2.13%
Water	344	CCF	\$1,034.67	\$0.00	\$1,034.67	3.0078	15.16%
Sewer	172	CCF	\$500.09	\$0.00	\$500.09	2.9075	7.33%
<b>Total Cost:</b>			<b>\$6,826.62</b>	<b>\$0.00</b>	<b>\$6,826.62</b>		

For LEE ELEMENTARY



*Filters: Cost Center Name Not Equal To DoNotReport; Billing Period Equal To 201108All Meter CodesAll Group Names*

**elpaso**

Energy CAP

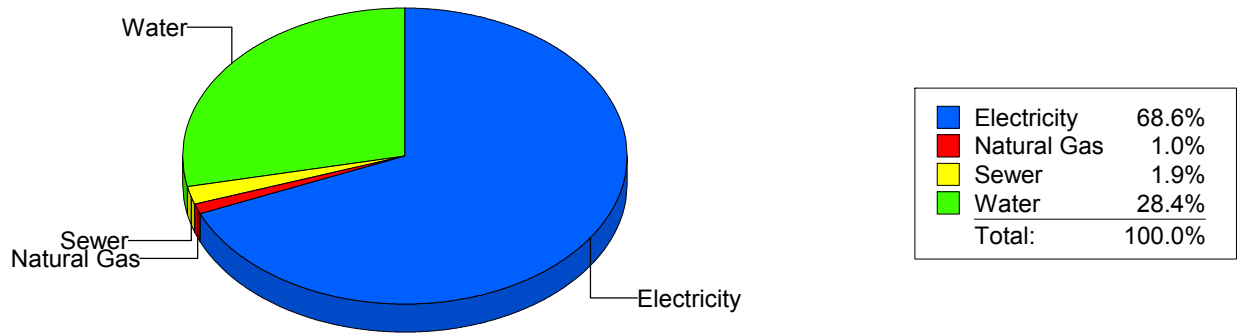
Cost Avoidance Program

**Cost Summary Graph**

Grouped by Energy Type

Energy Type	Use	Units	Meter Cost	Special Charges	Total Cost	Avg Unit Cost	% of Total Cost
Site: LINCOLN MIDDLE SCHOOL - LINCOLN MIDDLE SCHOOL							
Electricity	137,250	KWH	\$17,867.17	\$0.00	\$17,867.17	0.1302	68.65%
Natural Gas	370	CCF	\$251.29	\$0.00	\$251.29	0.6792	0.97%
Water	1,930	CCF	\$7,403.98	\$0.00	\$7,403.98	3.8363	28.45%
Sewer	289	CCF	\$504.64	\$0.00	\$504.64	1.7462	1.94%
<b>Total Cost:</b>			<b>\$26,027.08</b>	<b>\$0.00</b>	<b>\$26,027.08</b>		

For LINCOLN MIDDLE SCHOOL



*Filters: Cost Center Name Not Equal To DoNotReport; Billing Period Equal To 201108All Meter CodesAll Group Names*

**el paso**

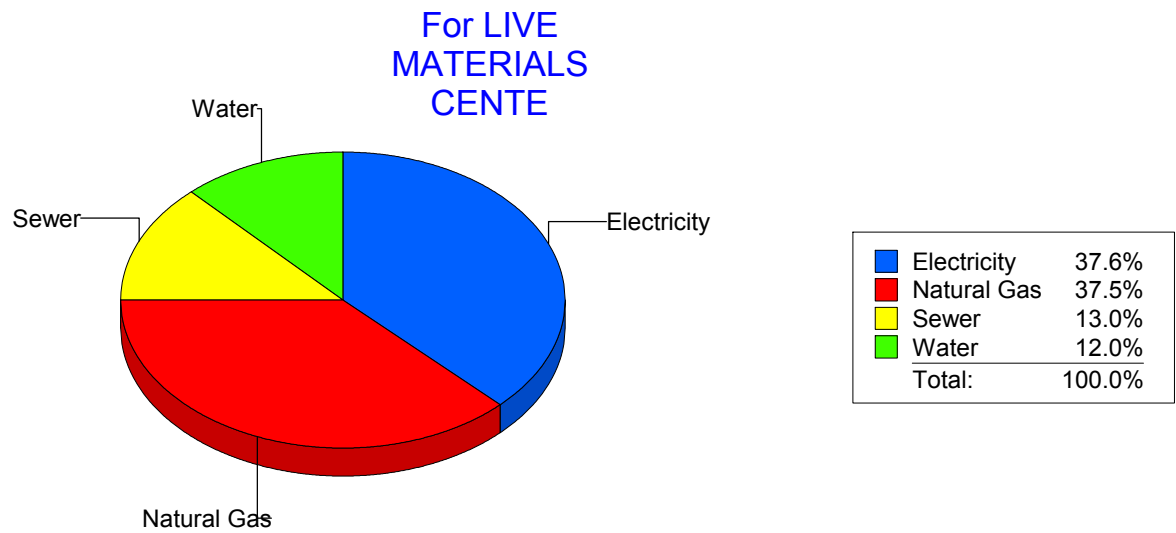
Energy CAP

Cost Avoidance Program

**Cost Summary Graph**

Grouped by Energy Type

Energy Type	Use	Units	Meter Cost	Special Charges	Total Cost	Avg Unit Cost	% of Total Cost
<b>Site: LIVE MATERIALS CENTE - LIVE MATERIALS CENTE</b>							
Electricity		382 KWH	\$80.61	\$0.00	\$80.61	0.2110	37.55%
Natural Gas		13 CCF	\$80.47	\$0.00	\$80.47	6.1900	37.49%
Water		3 CCF	\$25.75	\$0.00	\$25.75	8.5833	12.00%
Sewer		6 CCF	\$27.84	\$0.00	\$27.84	4.6400	12.97%
<b>Total Cost:</b>			<b>\$214.67</b>	<b>\$0.00</b>	<b>\$214.67</b>		



*Filters: Cost Center Name Not Equal To DoNotReport; Billing Period Equal To 201108All Meter CodesAll Group Names*



**elpaso**

Energy CAP

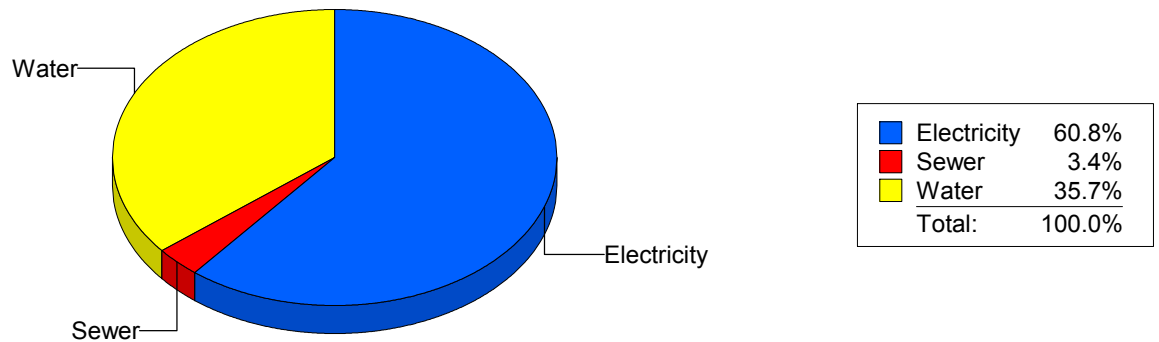
Cost Avoidance Program

**Cost Summary Graph**

Grouped by Energy Type

Energy Type	Use	Units	Meter Cost	Special Charges	Total Cost	Avg Unit Cost	% of Total Cost
<b>Site: LOGAN ELEMENTARY - LOGAN ELEMENTARY</b>							
Electricity	25,800	KWH	\$4,021.11	\$0.00	\$4,021.11	0.1559	60.84%
Water	667	CCF	\$2,360.52	\$0.00	\$2,360.52	3.5390	35.72%
Sewer	130	CCF	\$227.34	\$0.00	\$227.34	1.7488	3.44%
<b>Total Cost:</b>			<b>\$6,608.97</b>	<b>\$0.00</b>	<b>\$6,608.97</b>		

For LOGAN ELEMENTARY



*Filters: Cost Center Name Not Equal To DoNotReport; Billing Period Equal To 201108All Meter CodesAll Group Names*

**elpaso**

Energy CAP

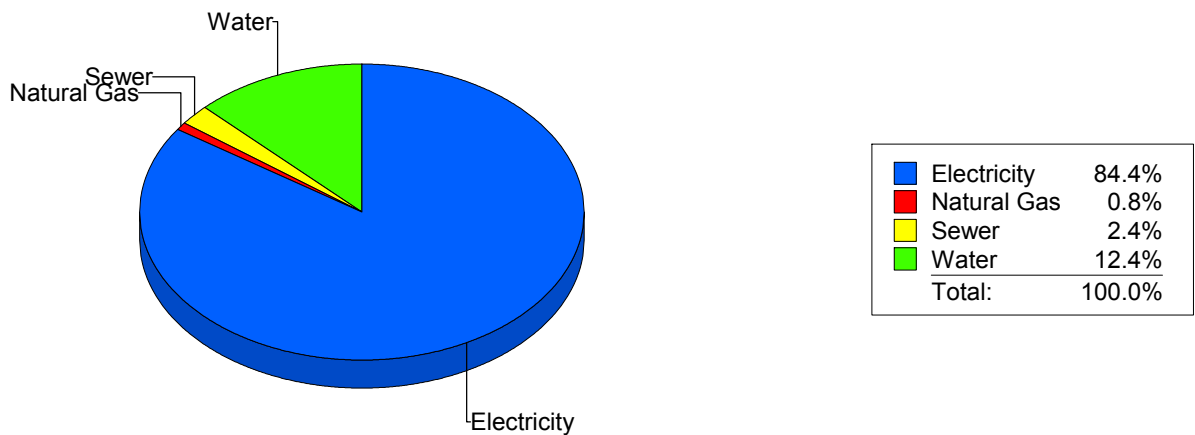
Cost Avoidance Program

**Cost Summary Graph**

Grouped by Energy Type

Energy Type	Use	Units	Meter Cost	Special Charges	Total Cost	Avg Unit Cost	% of Total Cost
<b>Site: LUNDY - LUNDY</b>							
Electricity	82,400	KWH	\$11,468.43	\$0.00	\$11,468.43	0.1392	84.44%
Natural Gas	64	CCF	\$105.68	\$0.00	\$105.68	1.6513	0.78%
Water	463	CCF	\$1,683.37	\$0.00	\$1,683.37	3.6358	12.39%
Sewer	88	CCF	\$323.71	\$0.00	\$323.71	3.6785	2.38%
<b>Total Cost:</b>			<b>\$13,581.19</b>	<b>\$0.00</b>	<b>\$13,581.19</b>		

For LUNDY



*Filters: Cost Center Name Not Equal To DoNotReport; Billing Period Equal To 201108All Meter CodesAll Group Names*

**el Paso**

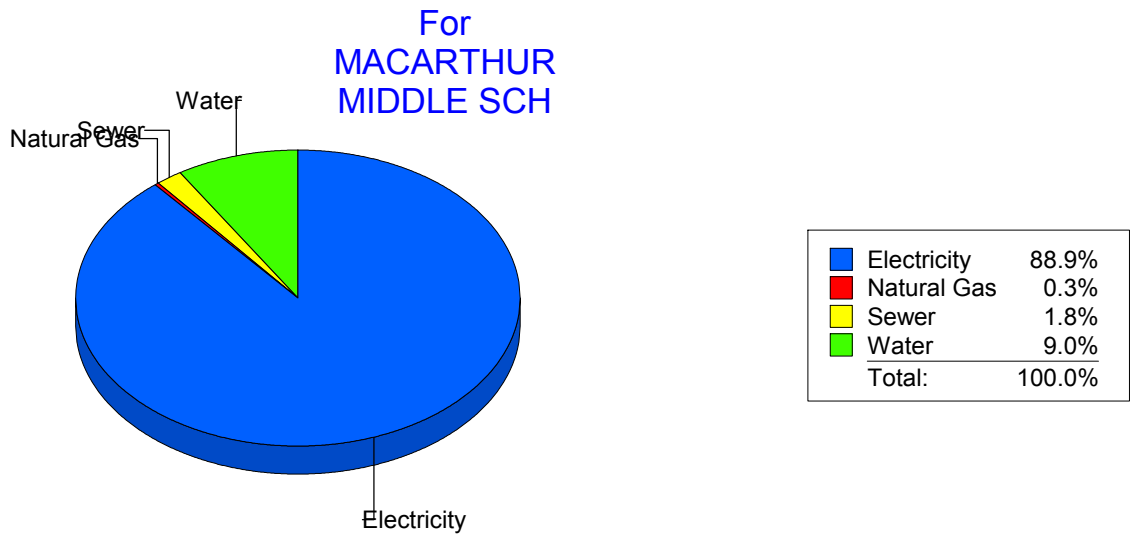
Energy CAP

Cost Avoidance Program

**Cost Summary Graph**

Grouped by Energy Type

Energy Type	Use	Units	Meter Cost	Special Charges	Total Cost	Avg Unit Cost	% of Total Cost
<b>Site: MACARTHUR MIDDLE SCH - MACARTHUR MIDDLE SCH</b>							
Electricity	109,680	KWH	\$14,448.31	\$0.00	\$14,448.31	0.1317	88.93%
Natural Gas	30	CCF	\$51.85	\$0.00	\$51.85	1.7283	0.32%
Water	459	CCF	\$1,455.92	\$0.00	\$1,455.92	3.1719	8.96%
Sewer	120	CCF	\$290.01	\$0.00	\$290.01	2.4168	1.79%
<b>Total Cost:</b>			<b>\$16,246.09</b>	<b>\$0.00</b>	<b>\$16,246.09</b>		



*Filters: Cost Center Name Not Equal To DoNotReport; Billing Period Equal To 201108All Meter CodesAll Group Names*

**elpaso**

Energy CAP

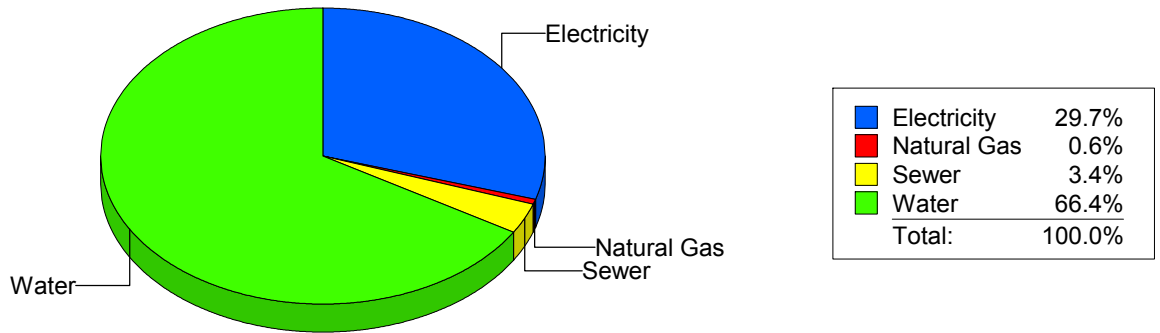
Cost Avoidance Program

**Cost Summary Graph**

Grouped by Energy Type

Energy Type	Use	Units	Meter Cost	Special Charges	Total Cost	Avg Unit Cost	% of Total Cost
<b>Site: MAGOFFIN MIDDLE SCHO - MAGOFFIN MIDDLE SCHO</b>							
Electricity	17,435	KWH	\$2,584.57	\$0.00	\$2,584.57	0.1482	29.68%
Natural Gas	22	CCF	\$48.05	\$0.00	\$48.05	2.1841	0.55%
Water	1,235	CCF	\$5,782.37	\$0.00	\$5,782.37	4.6821	66.41%
Sewer	63	CCF	\$291.96	\$0.00	\$291.96	4.6343	3.35%
<b>Total Cost:</b>			<b>\$8,706.95</b>	<b>\$0.00</b>	<b>\$8,706.95</b>		

For MAGOFFIN MIDDLE SCHO



*Filters: Cost Center Name Not Equal To DoNotReport; Billing Period Equal To 201108All Meter CodesAll Group Names*

**elpaso**

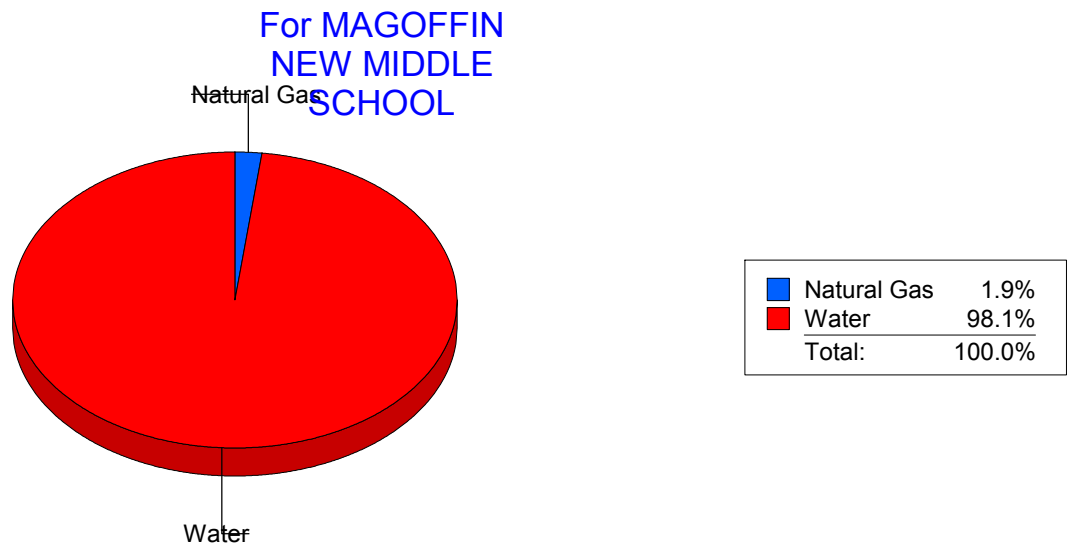
Energy CAP

Cost Avoidance Program

**Cost Summary Graph**

Grouped by Energy Type

Energy Type	Use	Units	Meter Cost	Special Charges	Total Cost	Avg Unit Cost	% of Total Cost
Site: MAGOFFINMIDDLESCHOOLN047 - MAGOFFIN NEW MIDDLE SCHOOL							
Natural Gas		51 CCF	\$62.22	\$0.00	\$62.22	1.2200	1.89%
Water		888 CCF	\$3,234.51	\$0.00	\$3,234.51	3.6425	98.11%
<b>Total Cost:</b>			<b>\$3,296.73</b>	<b>\$0.00</b>	<b>\$3,296.73</b>		



*Filters: Cost Center Name Not Equal To DoNotReport; Billing Period Equal To 201108All Meter CodesAll Group Names*

**elpaso**

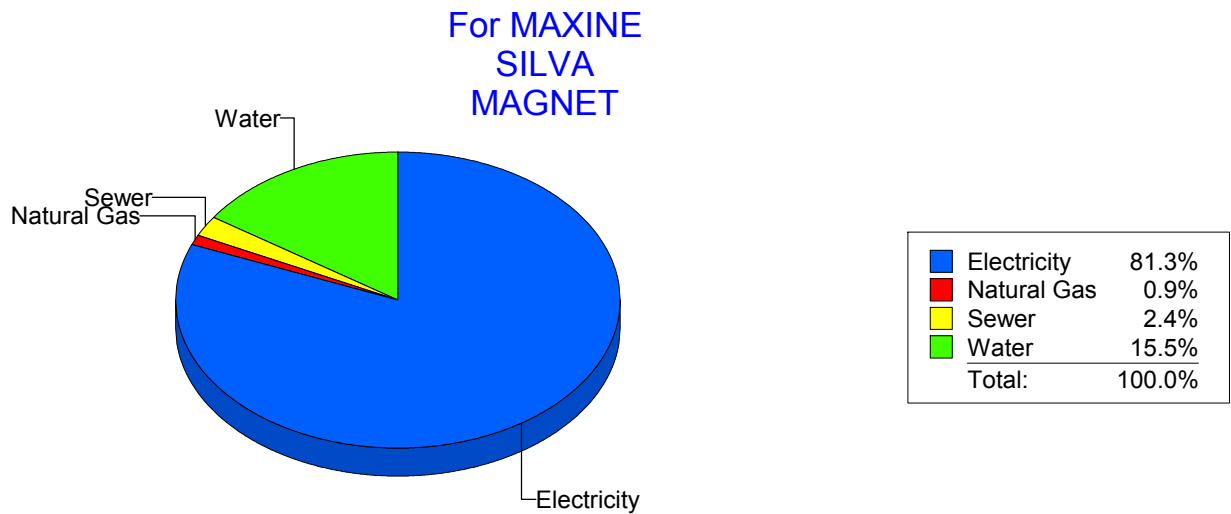
Energy CAP

Cost Avoidance Program

**Cost Summary Graph**

Grouped by Energy Type

Energy Type	Use	Units	Meter Cost	Special Charges	Total Cost	Avg Unit Cost	% of Total Cost
<b>Site: MAXINE SILVA MAGNET - MAXINE SILVA MAGNET</b>							
Electricity	98,400	KWH	\$11,658.24	\$0.00	\$11,658.24	0.1185	81.25%
Natural Gas	168	CCF	\$127.96	\$0.00	\$127.96	0.7617	0.89%
Water	664	CCF	\$2,223.99	\$0.00	\$2,223.99	3.3494	15.50%
Sewer	158	CCF	\$338.27	\$0.00	\$338.27	2.1409	2.36%
<b>Total Cost:</b>			<b>\$14,348.46</b>	<b>\$0.00</b>	<b>\$14,348.46</b>		



*Filters: Cost Center Name Not Equal To DoNotReport; Billing Period Equal To 201108All Meter CodesAll Group Names*

**elpaso**

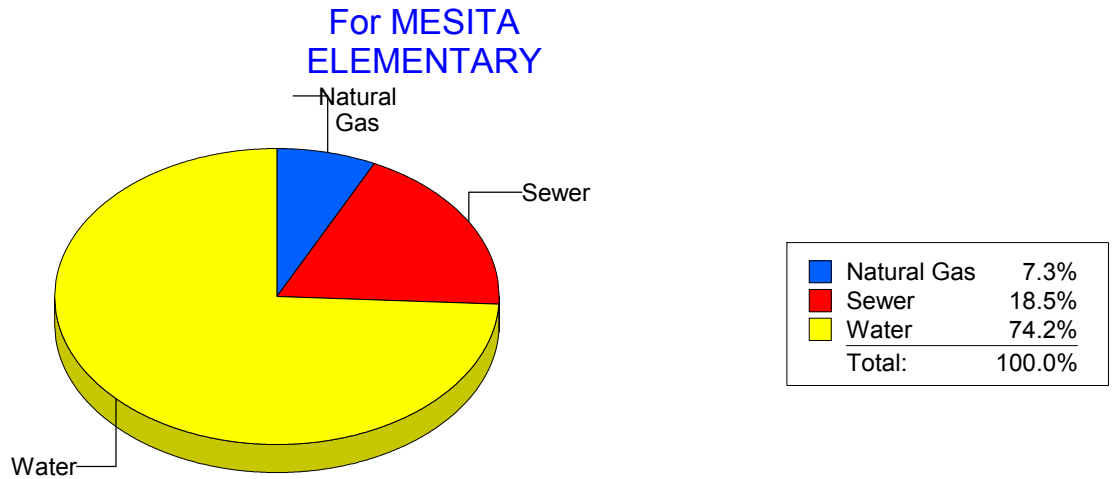
Energy CAP

Cost Avoidance Program

**Cost Summary Graph**

Grouped by Energy Type

Energy Type	Use	Units	Meter Cost	Special Charges	Total Cost	Avg Unit Cost	% of Total Cost
<b>Site: MESITA ELEMENTARY - MESITA ELEMENTARY</b>							
Natural Gas		118 CCF	\$132.35	\$0.00	\$132.35	1.1216	7.31%
Water		327 CCF	\$1,343.98	\$0.00	\$1,343.98	4.1100	74.19%
Sewer		97 CCF	\$335.14	\$0.00	\$335.14	3.4551	18.50%
<b>Total Cost:</b>			<b>\$1,811.47</b>	<b>\$0.00</b>	<b>\$1,811.47</b>		



*Filters: Cost Center Name Not Equal To DoNotReport; Billing Period Equal To 201108All Meter CodesAll Group Names*

**elpaso**

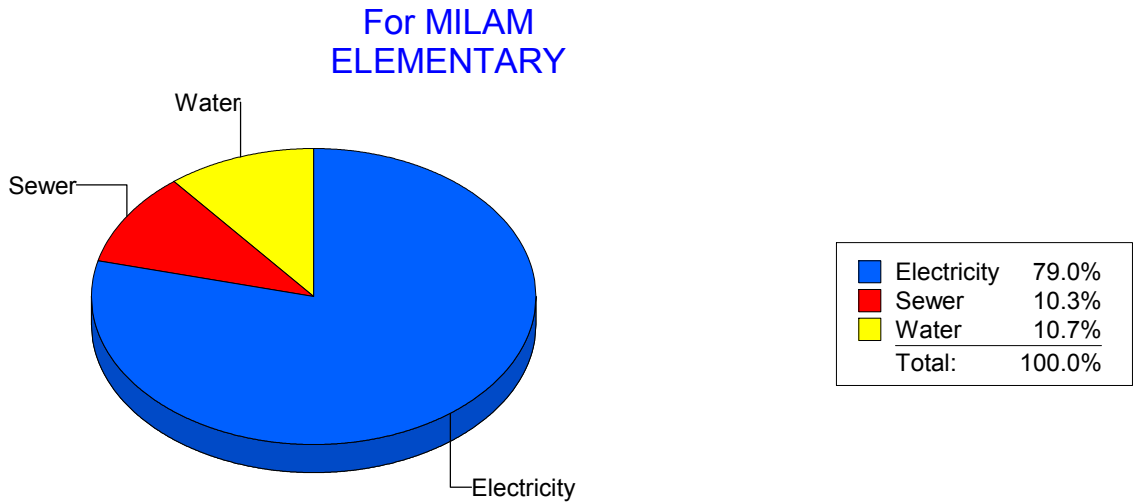
Energy CAP

Cost Avoidance Program

**Cost Summary Graph**

Grouped by Energy Type

Energy Type	Use	Units	Meter Cost	Special Charges	Total Cost	Avg Unit Cost	% of Total Cost
<b>Site: MILAM ELEMENTARY - MILAM ELEMENTARY</b>							
Electricity	17,760	KWH	\$2,994.01	\$0.00	\$2,994.01	0.1686	78.95%
Water	194	CCF	\$406.49	\$0.00	\$406.49	2.0953	10.72%
Sewer	200	CCF	\$391.61	\$0.00	\$391.61	1.9581	10.33%
<b>Total Cost:</b>			<b>\$3,792.11</b>	<b>\$0.00</b>	<b>\$3,792.11</b>		



*Filters: Cost Center Name Not Equal To DoNotReport; Billing Period Equal To 201108All Meter CodesAll Group Names*



**elpaso**

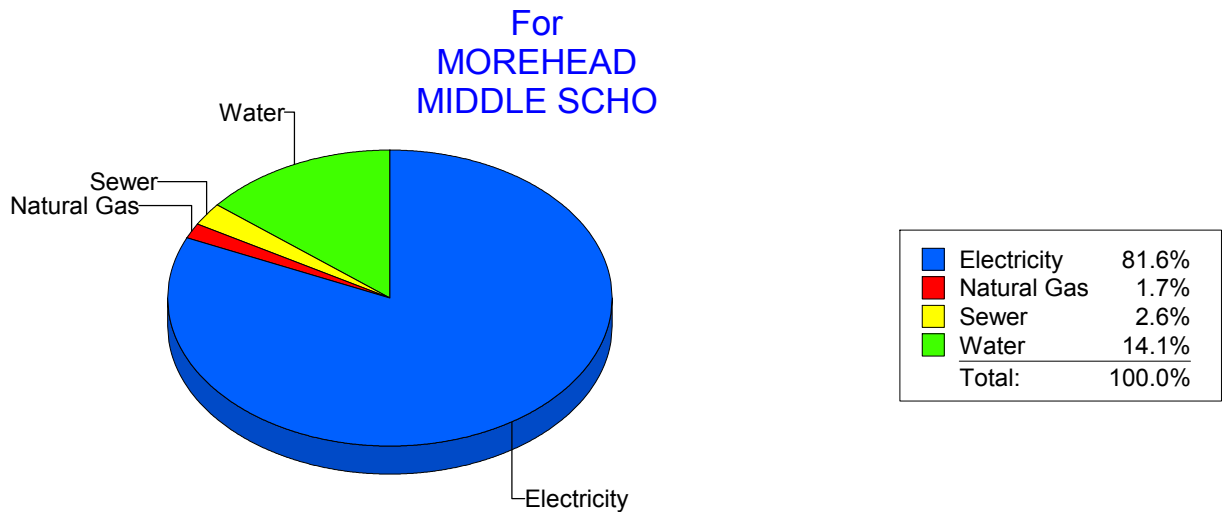
Energy CAP

Cost Avoidance Program

**Cost Summary Graph**

Grouped by Energy Type

Energy Type	Use	Units	Meter Cost	Special Charges	Total Cost	Avg Unit Cost	% of Total Cost
<b>Site: MOREHEAD MIDDLE SCHO - MOREHEAD MIDDLE SCHO</b>							
Electricity	137,084	KWH	\$15,218.77	\$0.00	\$15,218.77	0.1110	81.58%
Natural Gas	476	CCF	\$316.02	\$0.00	\$316.02	0.6639	1.69%
Water	2,255	CCF	\$2,638.77	\$0.00	\$2,638.77	1.1702	14.14%
Sewer	213	CCF	\$482.46	\$0.00	\$482.46	2.2651	2.59%
<b>Total Cost:</b>			<b>\$18,656.02</b>	<b>\$0.00</b>	<b>\$18,656.02</b>		



*Filters: Cost Center Name Not Equal To DoNotReport; Billing Period Equal To 201108All Meter CodesAll Group Names*

**elpaso**

Energy CAP

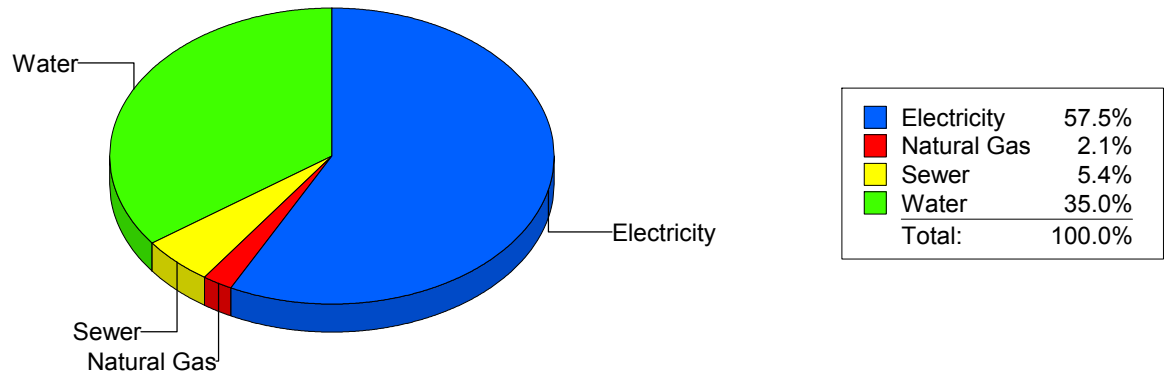
Cost Avoidance Program

**Cost Summary Graph**

Grouped by Energy Type

Energy Type	Use	Units	Meter Cost	Special Charges	Total Cost	Avg Unit Cost	% of Total Cost
<b>Site: NEWMAN ELEMENTARY - NEWMAN ELEMENTARY</b>							
Electricity	25,842	KWH	\$4,035.69	\$0.00	\$4,035.69	0.1562	57.46%
Natural Gas	80	CCF	\$150.59	\$0.00	\$150.59	1.8824	2.14%
Water	790	CCF	\$2,460.80	\$0.00	\$2,460.80	3.1149	35.04%
Sewer	208	CCF	\$375.88	\$0.00	\$375.88	1.8071	5.35%
<b>Total Cost:</b>			<b>\$7,022.96</b>	<b>\$0.00</b>	<b>\$7,022.96</b>		

For NEWMAN ELEMENTARY



*Filters: Cost Center Name Not Equal To DoNotReport; Billing Period Equal To 201108All Meter CodesAll Group Names*

**elpaso**

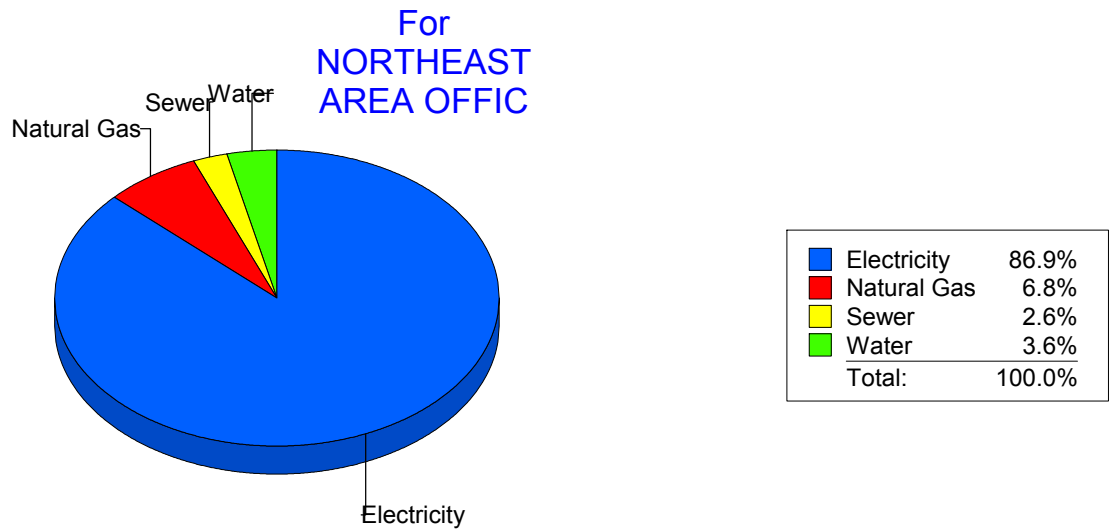
Energy CAP

Cost Avoidance Program

**Cost Summary Graph**

Grouped by Energy Type

Energy Type	Use	Units	Meter Cost	Special Charges	Total Cost	Avg Unit Cost	% of Total Cost
<b>Site: NORTHEAST AREA OFFIC - NORTHEAST AREA OFFIC</b>							
Electricity	19,120	KWH	\$1,898.31	\$0.00	\$1,898.31	0.0993	86.94%
Natural Gas	3	CCF	\$149.56	\$0.00	\$149.56	49.8533	6.85%
Water	17	CCF	\$78.67	\$0.00	\$78.67	4.6276	3.60%
Sewer	13	CCF	\$56.95	\$0.00	\$56.95	4.3808	2.61%
<b>Total Cost:</b>			<b>\$2,183.49</b>	<b>\$0.00</b>	<b>\$2,183.49</b>		



*Filters: Cost Center Name Not Equal To DoNotReport; Billing Period Equal To 201108All Meter CodesAll Group Names*

**el paso**

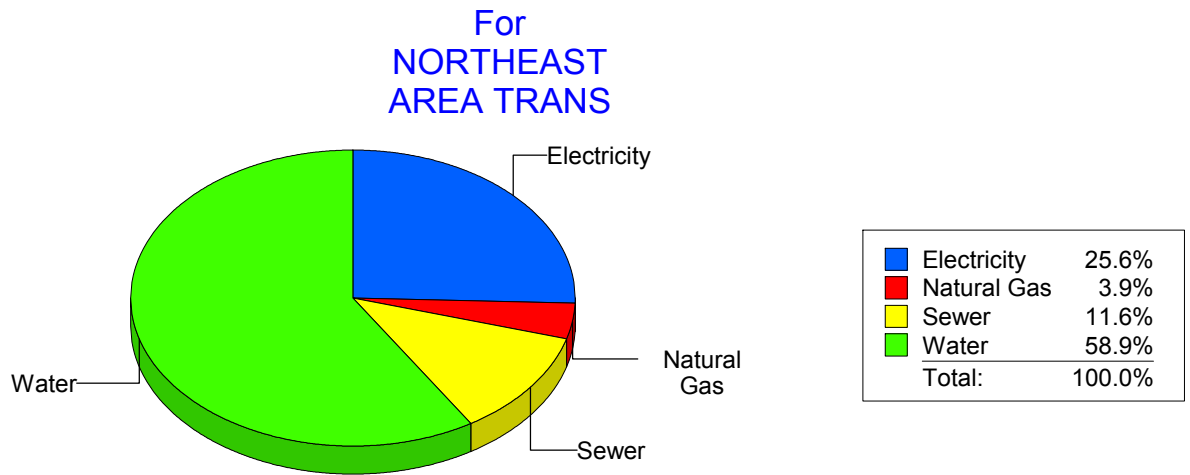
Energy CAP

Cost Avoidance Program

**Cost Summary Graph**

Grouped by Energy Type

Energy Type	Use	Units	Meter Cost	Special Charges	Total Cost	Avg Unit Cost	% of Total Cost
<b>Site: NORTHEAST AREA TRANS - NORTHEAST AREA TRANS</b>							
Electricity	6,011	KWH	\$573.03	\$0.00	\$573.03	0.0953	25.60%
Natural Gas	27	CCF	\$87.39	\$0.00	\$87.39	3.2367	3.90%
Water	287	CCF	\$1,318.86	\$0.00	\$1,318.86	4.5953	58.92%
Sewer	37	CCF	\$258.94	\$0.00	\$258.94	6.9984	11.57%
<b>Total Cost:</b>			<b>\$2,238.22</b>	<b>\$0.00</b>	<b>\$2,238.22</b>		



*Filters: Cost Center Name Not Equal To DoNotReport; Billing Period Equal To 201108All Meter CodesAll Group Names*

**el paso**

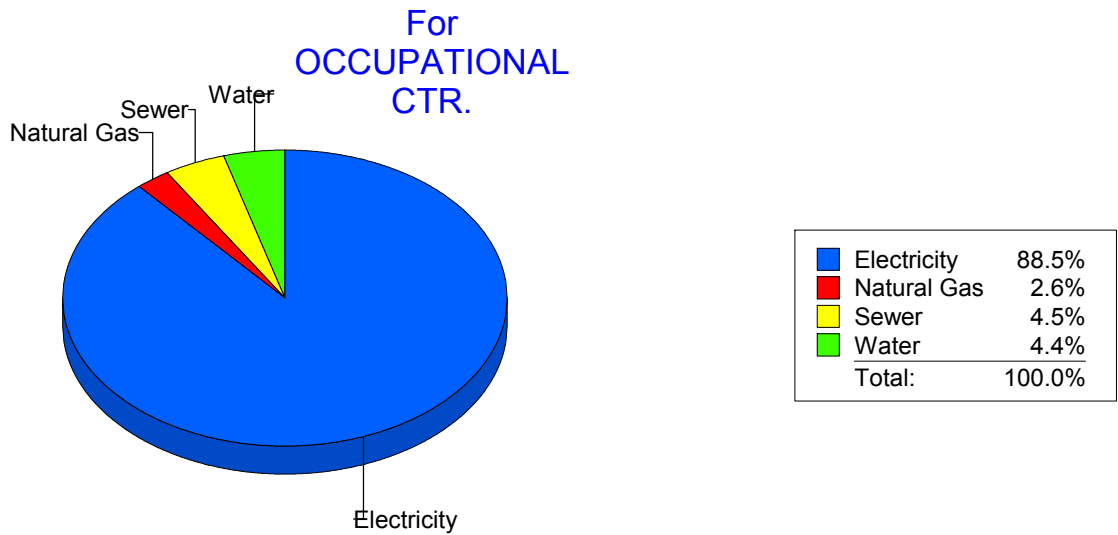
Energy CAP

Cost Avoidance Program

**Cost Summary Graph**

Grouped by Energy Type

Energy Type	Use	Units	Meter Cost	Special Charges	Total Cost	Avg Unit Cost	% of Total Cost
<b>Site: OCCUPATIONAL CTR. - OCCUPATIONAL CTR.</b>							
Electricity		10,500 KWH	\$1,458.86	\$0.00	\$1,458.86	0.1389	88.54%
Natural Gas		12 CCF	\$42.95	\$0.00	\$42.95	3.5792	2.61%
Water		3 CCF	\$72.31	\$0.00	\$72.31	24.1033	4.39%
Sewer		19 CCF	\$73.61	\$0.00	\$73.61	3.8742	4.47%
<b>Total Cost:</b>			<b>\$1,647.73</b>	<b>\$0.00</b>	<b>\$1,647.73</b>		



*Filters: Cost Center Name Not Equal To DoNotReport; Billing Period Equal To 201108All Meter CodesAll Group Names*

**elpaso**

Energy CAP

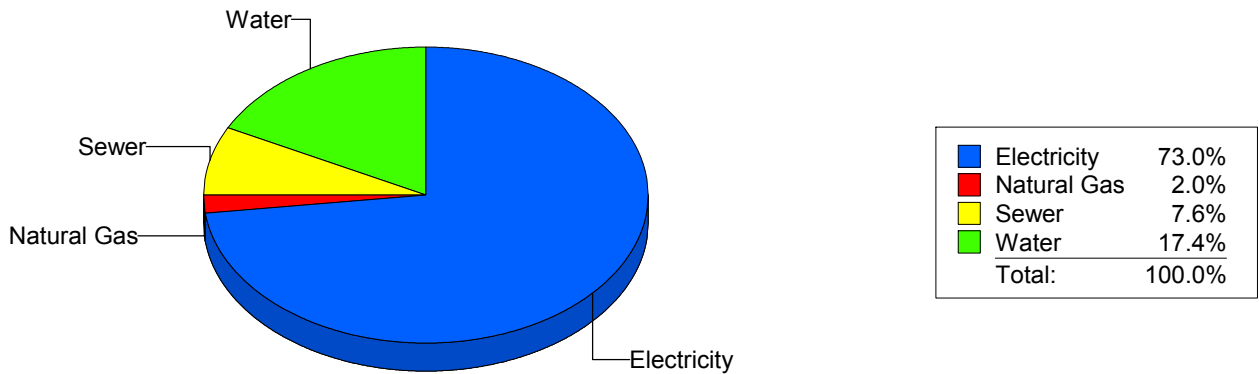
Cost Avoidance Program

**Cost Summary Graph**

Grouped by Energy Type

Energy Type	Use	Units	Meter Cost	Special Charges	Total Cost	Avg Unit Cost	% of Total Cost
<b>Site: PARK ELEMENTARY - PARK ELEMENTARY</b>							
Electricity	24,703	KWH	\$4,137.42	\$0.00	\$4,137.42	0.1675	73.04%
Natural Gas	1	CCF	\$111.55	\$0.00	\$111.55	111.5500	1.97%
Water	431	CCF	\$987.52	\$0.00	\$987.52	2.2912	17.43%
Sewer	200	CCF	\$427.96	\$0.00	\$427.96	2.1398	7.56%
<b>Total Cost:</b>			<b>\$5,664.45</b>	<b>\$0.00</b>	<b>\$5,664.45</b>		

For PARK ELEMENTARY



*Filters: Cost Center Name Not Equal To DoNotReport; Billing Period Equal To 201108All Meter CodesAll Group Names*

**elpaso**

Energy CAP

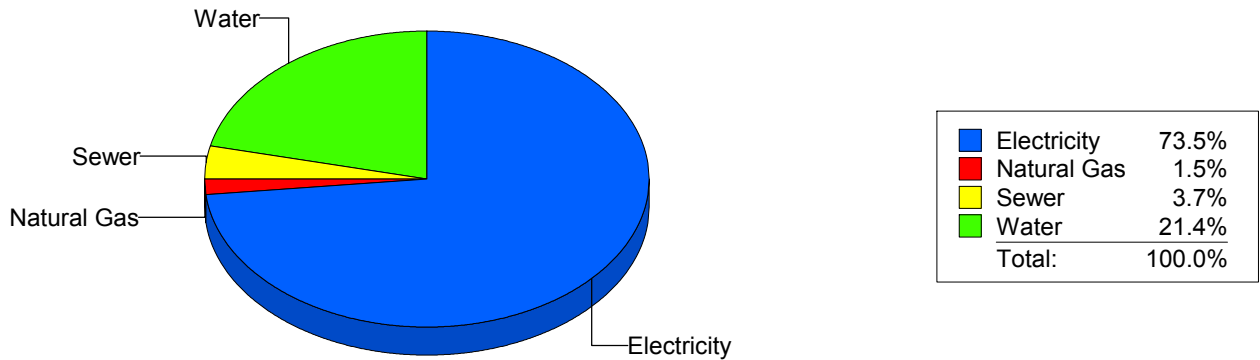
Cost Avoidance Program

**Cost Summary Graph**

Grouped by Energy Type

Energy Type	Use	Units	Meter Cost	Special Charges	Total Cost	Avg Unit Cost	% of Total Cost
<b>Site: PAUL MORENO - PAUL MORENO</b>							
Electricity	63,300	KWH	\$8,819.81	\$0.00	\$8,819.81	0.1393	73.45%
Natural Gas	193	CCF	\$180.24	\$0.00	\$180.24	0.9339	1.50%
Water	658	CCF	\$2,569.27	\$0.00	\$2,569.27	3.9047	21.40%
Sewer	198	CCF	\$438.55	\$0.00	\$438.55	2.2149	3.65%
<b>Total Cost:</b>			<b>\$12,007.87</b>	<b>\$0.00</b>	<b>\$12,007.87</b>		

For PAUL MORENO



*Filters: Cost Center Name Not Equal To DoNotReport; Billing Period Equal To 201108All Meter CodesAll Group Names*

**elpaso**

Energy CAP

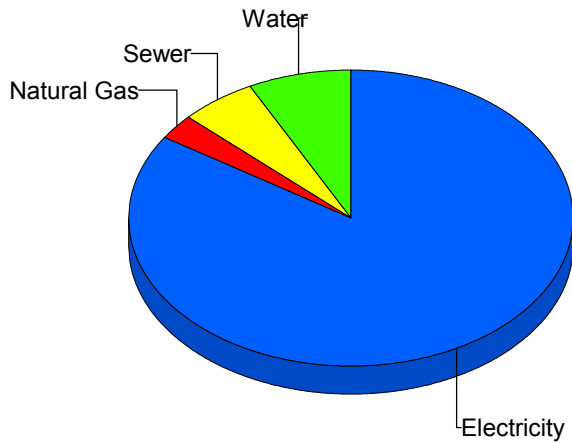
Cost Avoidance Program

**Cost Summary Graph**

Grouped by Energy Type

Energy Type	Use	Units	Meter Cost	Special Charges	Total Cost	Avg Unit Cost	% of Total Cost
<b>Site: POLK ELEMENTARY - POLK ELEMENTARY</b>							
Electricity	28,790	KWH	\$4,501.76	\$0.00	\$4,501.76	0.1564	84.26%
Natural Gas	144	CCF	\$150.32	\$0.00	\$150.32	1.0439	2.81%
Water	193	CCF	\$406.99	\$0.00	\$406.99	2.1088	7.62%
Sewer	115	CCF	\$283.66	\$0.00	\$283.66	2.4666	5.31%
<b>Total Cost:</b>			<b>\$5,342.73</b>	<b>\$0.00</b>	<b>\$5,342.73</b>		

For POLK ELEMENTARY



Electricity	84.3%
Natural Gas	2.8%
Sewer	5.3%
Water	7.6%
<b>Total:</b>	<b>100.0%</b>

*Filters: Cost Center Name Not Equal To DoNotReport; Billing Period Equal To 201108All Meter CodesAll Group Names*



**elpaso**

Energy CAP

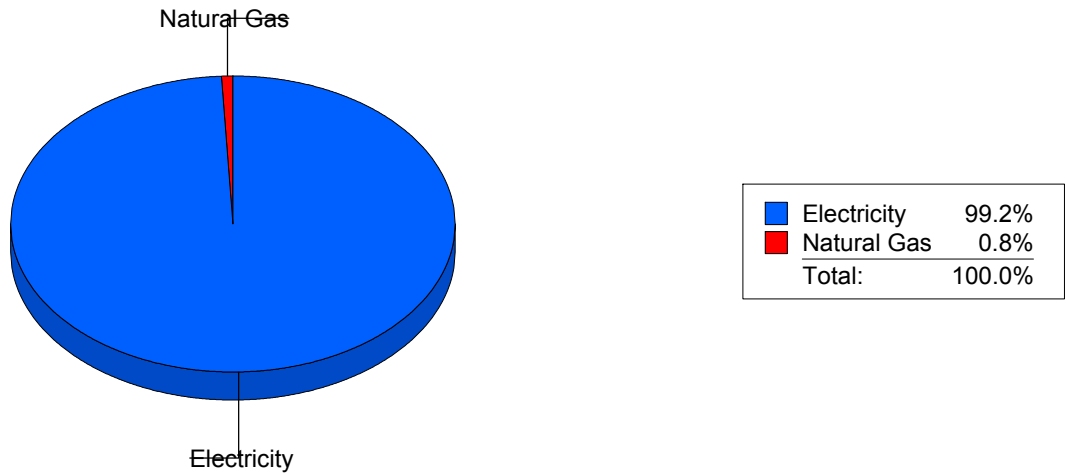
Cost Avoidance Program

**Cost Summary Graph**

Grouped by Energy Type

Energy Type	Use	Units	Meter Cost	Special Charges	Total Cost	Avg Unit Cost	% of Total Cost
<b>Site: POWELL - POWELL</b>							
Electricity	68,640	KWH	\$12,402.23	\$0.00	\$12,402.23	0.1807	99.20%
Natural Gas	123	CCF	\$100.47	\$0.00	\$100.47	0.8168	0.80%
<b>Total Cost:</b>			<b>\$12,502.70</b>	<b>\$0.00</b>	<b>\$12,502.70</b>		

For POWELL



*Filters: Cost Center Name Not Equal To DoNotReport; Billing Period Equal To 201108All Meter CodesAll Group Names*

**el paso**

Energy CAP

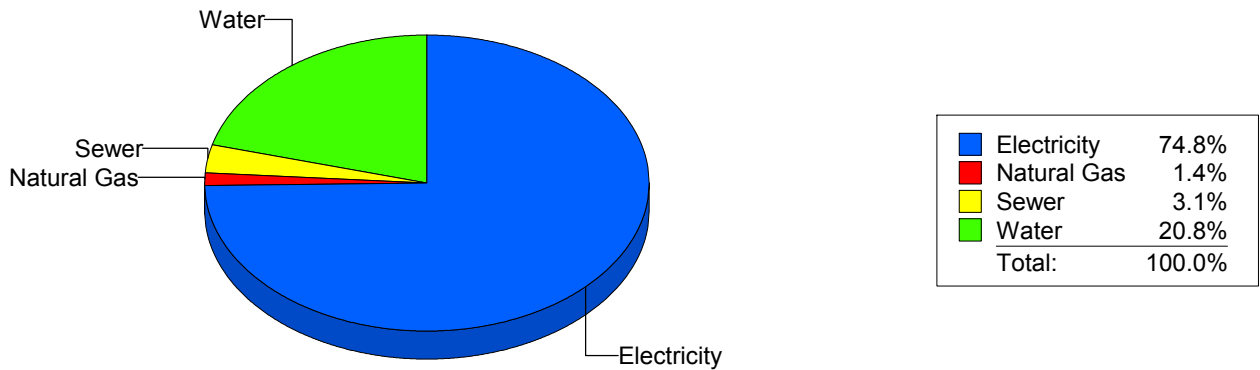
Cost Avoidance Program

**Cost Summary Graph**

Grouped by Energy Type

Energy Type	Use	Units	Meter Cost	Special Charges	Total Cost	Avg Unit Cost	% of Total Cost
<b>Site: PUTNAM ELEMENTARY - PUTNAM ELEMENTARY</b>							
Electricity	35,402	KWH	\$5,667.50	\$0.00	\$5,667.50	0.1601	74.76%
Natural Gas	66	CCF	\$106.81	\$0.00	\$106.81	1.6183	1.41%
Water	453	CCF	\$1,574.29	\$0.00	\$1,574.29	3.4753	20.77%
Sewer	126	CCF	\$232.74	\$0.00	\$232.74	1.8471	3.07%
<b>Total Cost:</b>			<b>\$7,581.34</b>	<b>\$0.00</b>	<b>\$7,581.34</b>		

For PUTNAM ELEMENTARY



*Filters: Cost Center Name Not Equal To DoNotReport; Billing Period Equal To 201108All Meter CodesAll Group Names*

**elpaso**

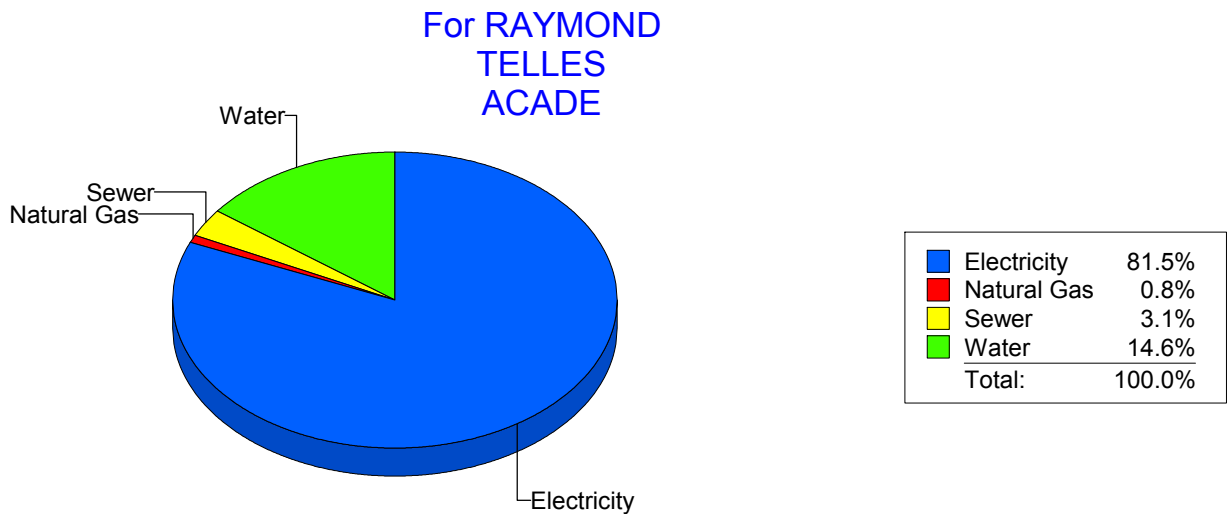
Energy CAP

Cost Avoidance Program

**Cost Summary Graph**

Grouped by Energy Type

Energy Type	Use	Units	Meter Cost	Special Charges	Total Cost	Avg Unit Cost	% of Total Cost
<b>Site: RAYMOND TELLES ACADE - RAYMOND TELLES ACADE</b>							
Electricity	51,600	KWH	\$6,206.41	\$0.00	\$6,206.41	0.1203	81.48%
Natural Gas	45	CCF	\$59.25	\$0.00	\$59.25	1.3167	0.78%
Water	317	CCF	\$1,114.90	\$0.00	\$1,114.90	3.5170	14.64%
Sewer	78	CCF	\$236.67	\$0.00	\$236.67	3.0342	3.11%
<b>Total Cost:</b>			<b>\$7,617.23</b>	<b>\$0.00</b>	<b>\$7,617.23</b>		



*Filters: Cost Center Name Not Equal To DoNotReport; Billing Period Equal To 201108All Meter CodesAll Group Names*

**elpaso**

Energy CAP

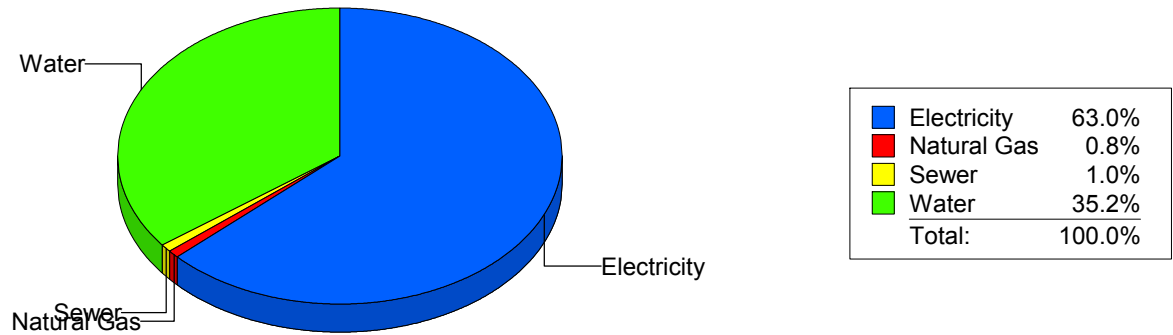
Cost Avoidance Program

**Cost Summary Graph**

Grouped by Energy Type

Energy Type	Use	Units	Meter Cost	Special Charges	Total Cost	Avg Unit Cost	% of Total Cost
<b>Site: RICHARDSON MIDDLE - RICHARDSON MIDDLE</b>							
Electricity	113,100	KWH	\$17,985.48	\$0.00	\$17,985.48	0.1590	63.02%
Natural Gas	324	CCF	\$223.21	\$0.00	\$223.21	0.6889	0.78%
Water	2,167	CCF	\$10,055.33	\$0.00	\$10,055.33	4.6402	35.23%
Sewer	108	CCF	\$274.77	\$0.00	\$274.77	2.5442	0.96%
<b>Total Cost:</b>			<b>\$28,538.79</b>	<b>\$0.00</b>	<b>\$28,538.79</b>		

For  
RICHARDSON  
MIDDLE



*Filters: Cost Center Name Not Equal To DoNotReport; Billing Period Equal To 201108All Meter CodesAll Group Names*

**elpaso**

Energy CAP

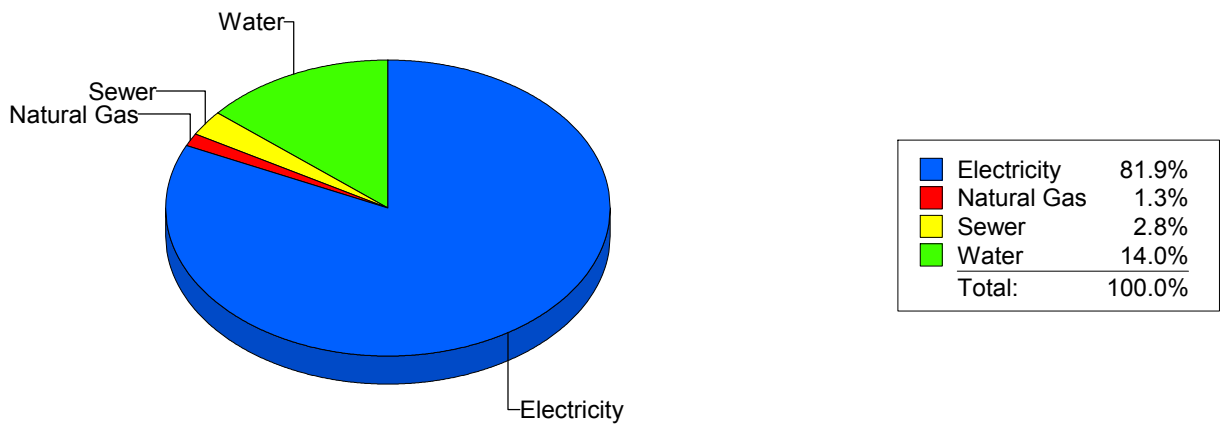
Cost Avoidance Program

**Cost Summary Graph**

Grouped by Energy Type

Energy Type	Use	Units	Meter Cost	Special Charges	Total Cost	Avg Unit Cost	% of Total Cost
<b>Site: RIVERA ELEMENTARY - RIVERA ELEMENTARY</b>							
Electricity	55,500	KWH	\$8,815.74	\$0.00	\$8,815.74	0.1588	81.91%
Natural Gas	129	CCF	\$139.08	\$0.00	\$139.08	1.0781	1.29%
Water	458	CCF	\$1,503.22	\$0.00	\$1,503.22	3.2821	13.97%
Sewer	132	CCF	\$305.25	\$0.00	\$305.25	2.3125	2.84%
<b>Total Cost:</b>			<b>\$10,763.29</b>	<b>\$0.00</b>	<b>\$10,763.29</b>		

For RIVERA ELEMENTARY



*Filters: Cost Center Name Not Equal To DoNotReport; Billing Period Equal To 201108All Meter CodesAll Group Names*

**elpaso**

Energy CAP

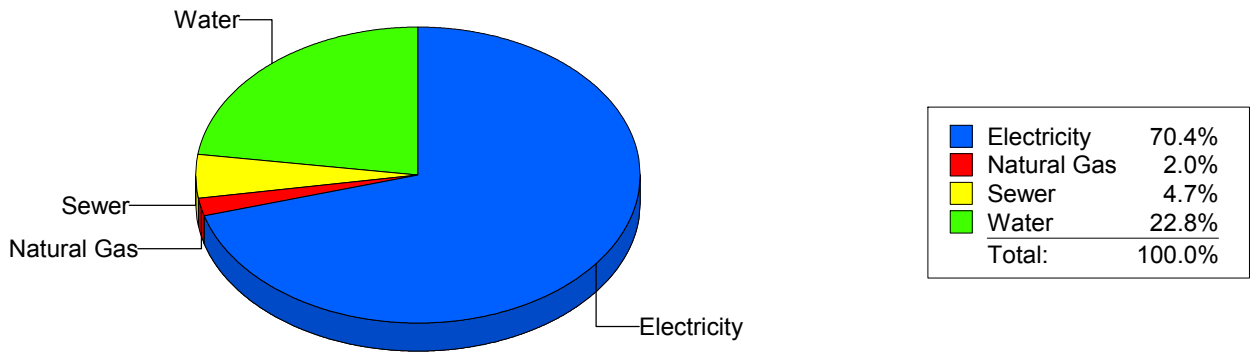
Cost Avoidance Program

**Cost Summary Graph**

Grouped by Energy Type

Energy Type	Use	Units	Meter Cost	Special Charges	Total Cost	Avg Unit Cost	% of Total Cost
<b>Site: ROBERTS ELEMENTARY - ROBERTS ELEMENTARY</b>							
Electricity	42,909	KWH	\$5,808.87	\$0.00	\$5,808.87	0.1354	70.44%
Natural Gas	178	CCF	\$168.18	\$0.00	\$168.18	0.9448	2.04%
Water	642	CCF	\$1,882.24	\$0.00	\$1,882.24	2.9318	22.82%
Sewer	189	CCF	\$387.75	\$0.00	\$387.75	2.0516	4.70%
<b>Total Cost:</b>			<b>\$8,247.04</b>	<b>\$0.00</b>	<b>\$8,247.04</b>		

For ROBERTS ELEMENTARY



*Filters: Cost Center Name Not Equal To DoNotReport; Billing Period Equal To 201108All Meter CodesAll Group Names*

**elpaso**

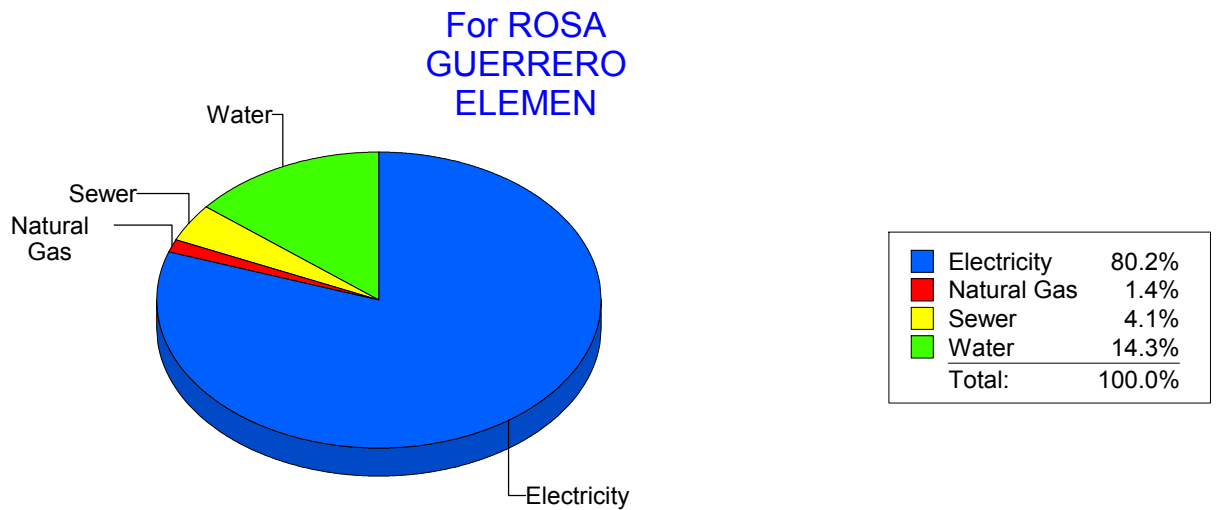
Energy CAP

Cost Avoidance Program

**Cost Summary Graph**

Grouped by Energy Type

Energy Type	Use	Units	Meter Cost	Special Charges	Total Cost	Avg Unit Cost	% of Total Cost
<b>Site: ROSA GUERRERO ELEMEN - ROSA GUERRERO ELEMEN</b>							
Electricity	45,440	KWH	\$6,474.89	\$0.00	\$6,474.89	0.1425	80.24%
Natural Gas	73	CCF	\$110.11	\$0.00	\$110.11	1.5084	1.36%
Water	801	CCF	\$1,152.06	\$0.00	\$1,152.06	1.4383	14.28%
Sewer	104	CCF	\$331.93	\$0.00	\$331.93	3.1916	4.11%
<b>Total Cost:</b>			<b>\$8,068.99</b>	<b>\$0.00</b>	<b>\$8,068.99</b>		



*Filters: Cost Center Name Not Equal To DoNotReport; Billing Period Equal To 201108All Meter CodesAll Group Names*

**el Paso**

Energy CAP

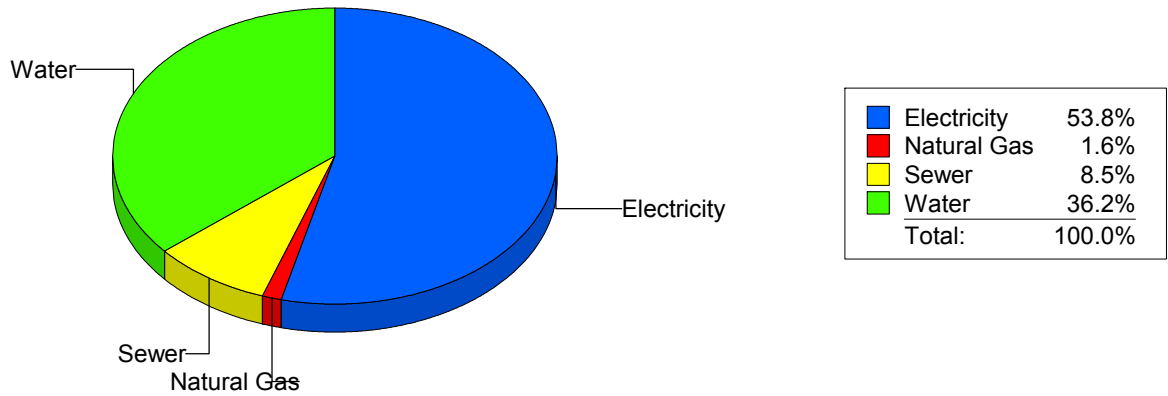
Cost Avoidance Program

**Cost Summary Graph**

Grouped by Energy Type

Energy Type	Use	Units	Meter Cost	Special Charges	Total Cost	Avg Unit Cost	% of Total Cost
<b>Site: ROSS MIDDLE SCHOOL - ROSS MIDDLE SCHOOL</b>							
Electricity	57,528	KWH	\$8,379.11	\$0.00	\$8,379.11	0.1457	53.81%
Natural Gas	356	CCF	\$242.75	\$0.00	\$242.75	0.6819	1.56%
Water	2,507	CCF	\$5,632.34	\$0.00	\$5,632.34	2.2466	36.17%
Sewer	928	CCF	\$1,316.17	\$0.00	\$1,316.17	1.4183	8.45%
<b>Total Cost:</b>			<b>\$15,570.37</b>	<b>\$0.00</b>	<b>\$15,570.37</b>		

For ROSS  
MIDDLE  
SCHOOL



*Filters: Cost Center Name Not Equal To DoNotReport; Billing Period Equal To 201108All Meter CodesAll Group Names*



**elpaso**

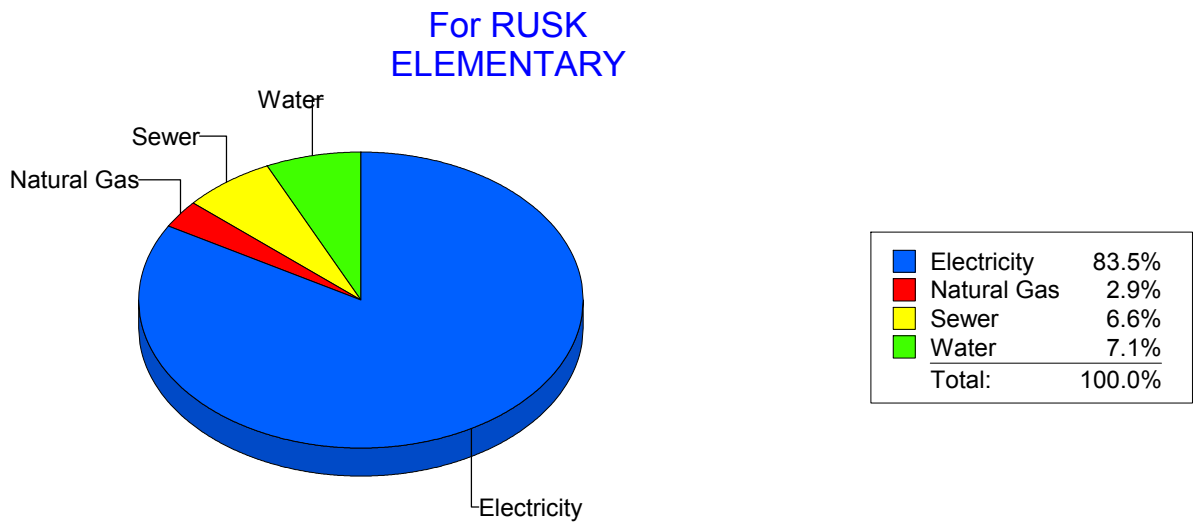
Energy CAP

Cost Avoidance Program

**Cost Summary Graph**

Grouped by Energy Type

Energy Type	Use	Units	Meter Cost	Special Charges	Total Cost	Avg Unit Cost	% of Total Cost
<b>Site: RUSK ELEMENTARY - RUSK ELEMENTARY</b>							
Electricity	24,447	KWH	\$3,715.75	\$0.00	\$3,715.75	0.1520	83.46%
Natural Gas	38	CCF	\$129.84	\$0.00	\$129.84	3.4168	2.92%
Water	115	CCF	\$314.41	\$0.00	\$314.41	2.7340	7.06%
Sewer	124	CCF	\$292.07	\$0.00	\$292.07	2.3554	6.56%
<b>Total Cost:</b>			<b>\$4,452.07</b>	<b>\$0.00</b>	<b>\$4,452.07</b>		



*Filters: Cost Center Name Not Equal To DoNotReport; Billing Period Equal To 201108All Meter CodesAll Group Names*

**el paso**

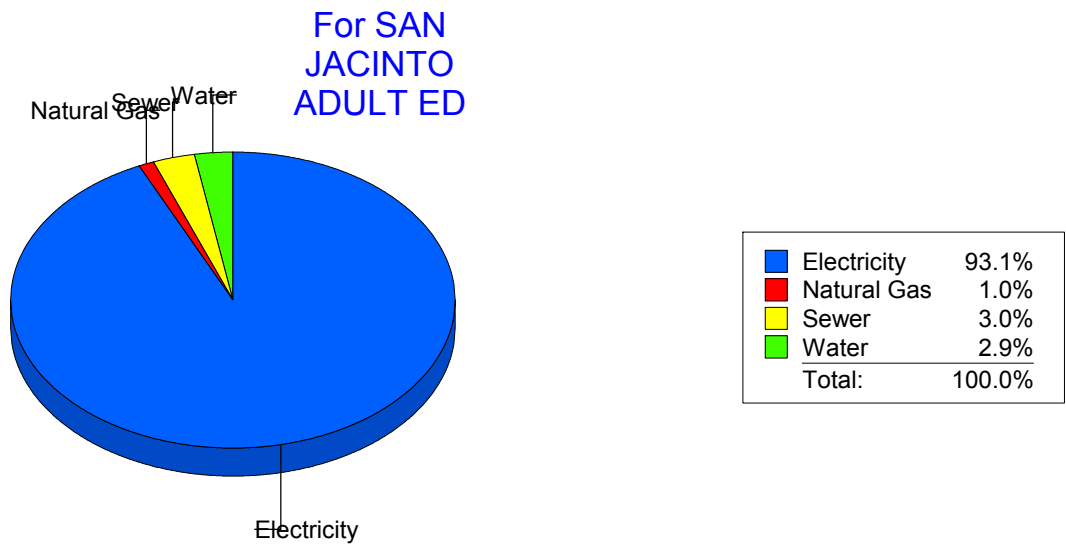
Energy CAP

Cost Avoidance Program

**Cost Summary Graph**

Grouped by Energy Type

Energy Type	Use	Units	Meter Cost	Special Charges	Total Cost	Avg Unit Cost	% of Total Cost
<b>Site: SAN JACINTO ADULT ED - SAN JACINTO ADULT ED</b>							
Electricity	22,500	KWH	\$3,397.05	\$0.00	\$3,397.05	0.1510	93.12%
Natural Gas	0	CCF	\$37.02	\$0.00	\$37.02	0.0000	1.01%
Water	30	CCF	\$106.13	\$0.00	\$106.13	3.5377	2.91%
Sewer	36	CCF	\$107.96	\$0.00	\$107.96	2.9989	2.96%
<b>Total Cost:</b>			<b>\$3,648.16</b>	<b>\$0.00</b>	<b>\$3,648.16</b>		



*Filters: Cost Center Name Not Equal To DoNotReport; Billing Period Equal To 201108All Meter CodesAll Group Names*

**el paso**

Energy CAP

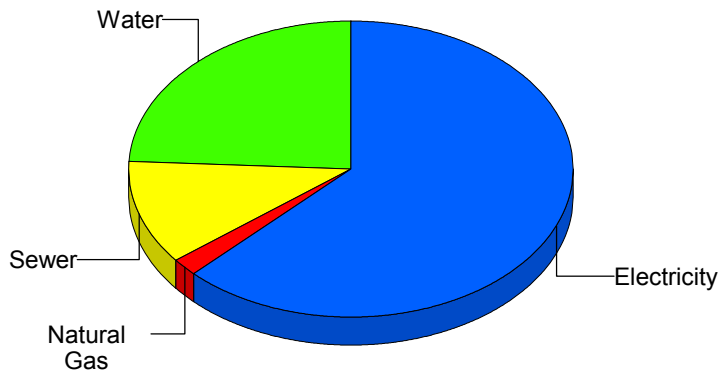
Cost Avoidance Program

**Cost Summary Graph**

Grouped by Energy Type

Energy Type	Use	Units	Meter Cost	Special Charges	Total Cost	Avg Unit Cost	% of Total Cost
<b>Site: SCHUSTER ELEMENTARY - SCHUSTER ELEMENTARY</b>							
Electricity	16,880	KWH	\$2,147.37	\$0.00	\$2,147.37	0.1272	62.55%
Natural Gas	50	CCF	\$61.73	\$0.00	\$61.73	1.2346	1.80%
Water	476	CCF	\$828.88	\$0.00	\$828.88	1.7413	24.14%
Sewer	262	CCF	\$394.98	\$0.00	\$394.98	1.5076	11.51%
<b>Total Cost:</b>			<b>\$3,432.96</b>	<b>\$0.00</b>	<b>\$3,432.96</b>		

For  
SCHUSTER  
ELEMENTARY



Electricity	62.6%
Natural Gas	1.8%
Sewer	11.5%
Water	24.1%
<b>Total:</b>	<b>100.0%</b>

*Filters: Cost Center Name Not Equal To DoNotReport; Billing Period Equal To 201108All Meter CodesAll Group Names*

**el Paso**

Energy CAP

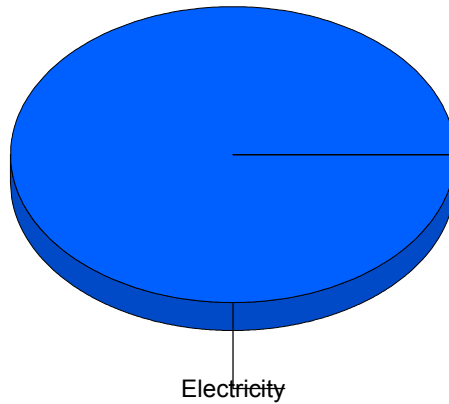
Cost Avoidance Program

**Cost Summary Graph**

Grouped by Energy Type

Energy Type	Use	Units	Meter Cost	Special Charges	Total Cost	Avg Unit Cost	% of Total Cost
<b>Site: SKYPARK - SKY PARK</b>							
Electricity	2,540	KWH	\$497.47	\$0.00	\$497.47	0.1959	100.00%
<b>Total Cost:</b>			<b>\$497.47</b>	<b>\$0.00</b>	<b>\$497.47</b>		

For SKY PARK



■ Electricity	100.0%
Total:	100.0%

*Filters: Cost Center Name Not Equal To DoNotReport; Billing Period Equal To 201108All Meter CodesAll Group Names*

**el Paso**

Energy CAP

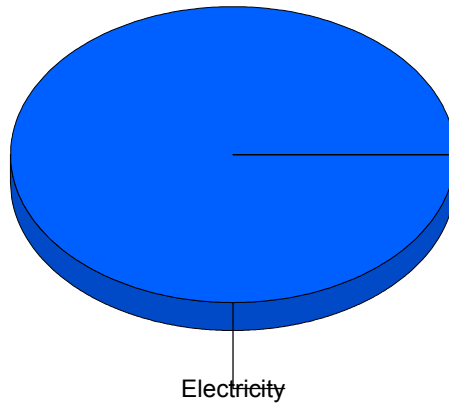
Cost Avoidance Program

**Cost Summary Graph**

Grouped by Energy Type

Energy Type	Use	Units	Meter Cost	Special Charges	Total Cost	Avg Unit Cost	% of Total Cost
Site: SKYPARKIB1 - SKY PARK I B1							
Electricity		3,117 KWH	\$459.58	\$0.00	\$459.58	0.1474	100.00%
<b>Total Cost:</b>			<b>\$459.58</b>	<b>\$0.00</b>	<b>\$459.58</b>		

For SKY PARK I B1



■ Electricity	100.0%
Total:	100.0%

*Filters: Cost Center Name Not Equal To DoNotReport; Billing Period Equal To 201108All Meter CodesAll Group Names*

**elpaso**

Energy CAP

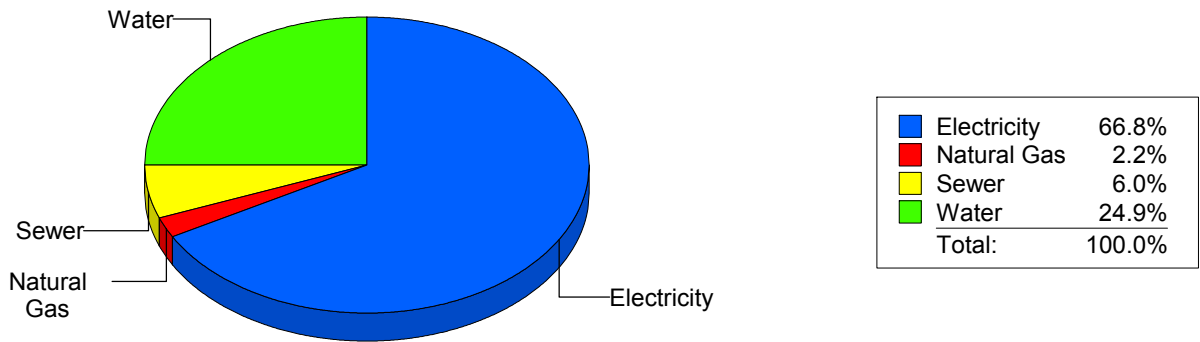
Cost Avoidance Program

**Cost Summary Graph**

Grouped by Energy Type

Energy Type	Use	Units	Meter Cost	Special Charges	Total Cost	Avg Unit Cost	% of Total Cost
<b>Site: STANTON ELEMENTARY - STANTON ELEMENTARY</b>							
Electricity	28,429	KWH	\$4,239.52	\$0.00	\$4,239.52	0.1491	66.84%
Natural Gas	128	CCF	\$140.70	\$0.00	\$140.70	1.0992	2.22%
Water	624	CCF	\$1,579.38	\$0.00	\$1,579.38	2.5311	24.90%
Sewer	214	CCF	\$383.50	\$0.00	\$383.50	1.7921	6.05%
<b>Total Cost:</b>			<b>\$6,343.10</b>	<b>\$0.00</b>	<b>\$6,343.10</b>		

For STANTON  
ELEMENTARY



*Filters: Cost Center Name Not Equal To DoNotReport; Billing Period Equal To 201108All Meter CodesAll Group Names*

**elpaso**

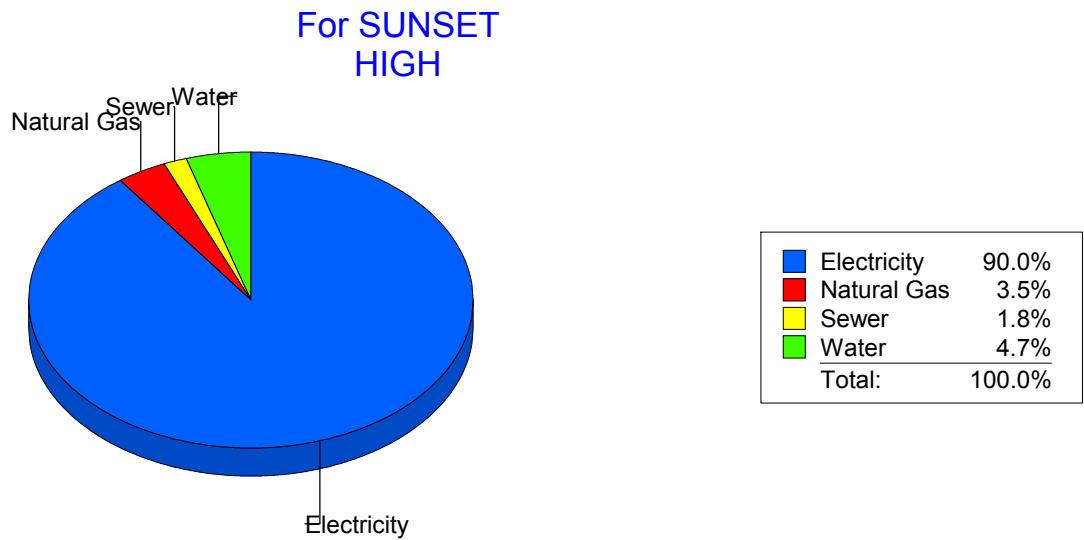
Energy CAP

Cost Avoidance Program

**Cost Summary Graph**

Grouped by Energy Type

Energy Type	Use	Units	Meter Cost	Special Charges	Total Cost	Avg Unit Cost	% of Total Cost
<b>Site: SUNSET HIGH - SUNSET HIGH</b>							
Electricity	24,560	KWH	\$3,344.46	\$0.00	\$3,344.46	0.1362	89.99%
Natural Gas	171	CCF	\$129.47	\$0.00	\$129.47	0.7571	3.48%
Water	31	CCF	\$174.00	\$0.00	\$174.00	5.6129	4.68%
Sewer	5	CCF	\$68.59	\$0.00	\$68.59	13.7180	1.85%
<b>Total Cost:</b>			<b>\$3,716.52</b>	<b>\$0.00</b>	<b>\$3,716.52</b>		



*Filters: Cost Center Name Not Equal To DoNotReport; Billing Period Equal To 201108All Meter CodesAll Group Names*

**elpaso**

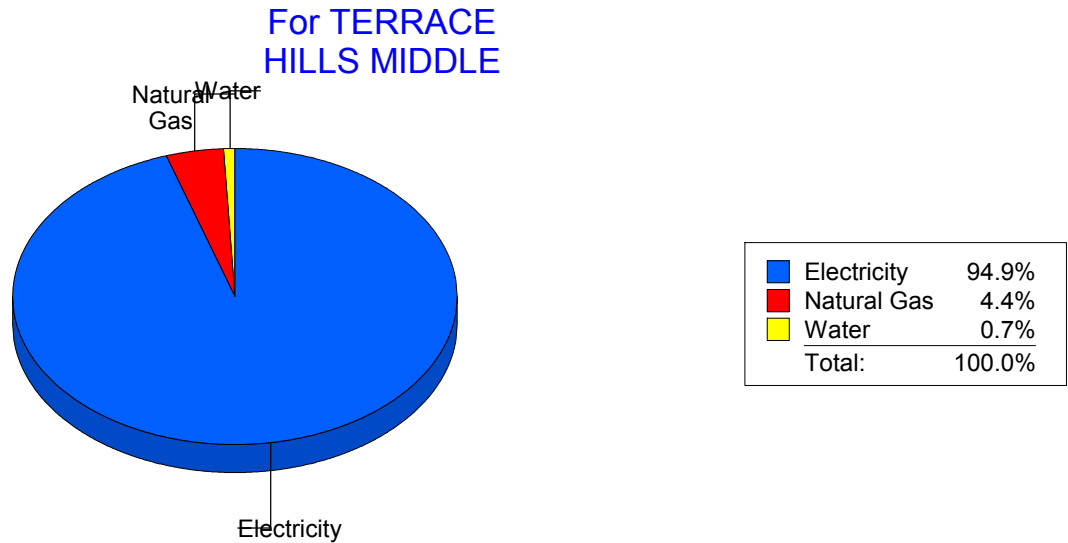
Energy CAP

Cost Avoidance Program

**Cost Summary Graph**

Grouped by Energy Type

Energy Type	Use	Units	Meter Cost	Special Charges	Total Cost	Avg Unit Cost	% of Total Cost
<b>Site: TERRACE HILLS MIDDLE - TERRACE HILLS MIDDLE</b>							
Electricity	34,800	KWH	\$4,748.72	\$0.00	\$4,748.72	0.1365	94.91%
Natural Gas	260	CCF	\$218.50	\$0.00	\$218.50	0.8404	4.37%
Water	0	CCF	\$36.36	\$0.00	\$36.36	0.0000	0.73%
<b>Total Cost:</b>			<b>\$5,003.58</b>	<b>\$0.00</b>	<b>\$5,003.58</b>		



*Filters: Cost Center Name Not Equal To DoNotReport; Billing Period Equal To 201108All Meter CodesAll Group Names*



**elpaso**

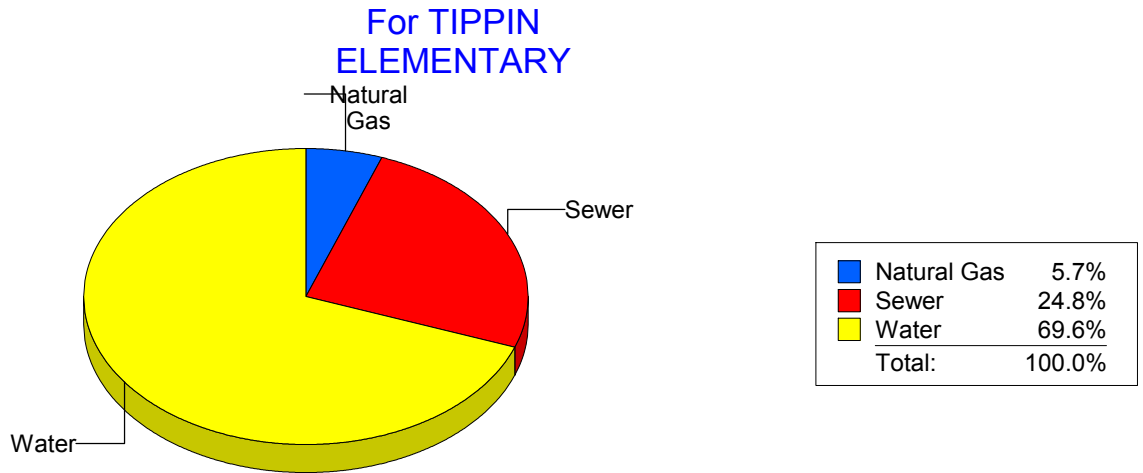
Energy CAP

Cost Avoidance Program

**Cost Summary Graph**

Grouped by Energy Type

Energy Type	Use	Units	Meter Cost	Special Charges	Total Cost	Avg Unit Cost	% of Total Cost
<b>Site: TIPPIN - TIPPIN ELEMENTARY</b>							
Natural Gas		37 CCF	\$55.31	\$0.00	\$55.31	1.4949	5.66%
Water		185 CCF	\$679.46	\$0.00	\$679.46	3.6728	69.58%
Sewer		82 CCF	\$241.75	\$0.00	\$241.75	2.9482	24.76%
<b>Total Cost:</b>			<b>\$976.52</b>	<b>\$0.00</b>	<b>\$976.52</b>		



*Filters: Cost Center Name Not Equal To DoNotReport; Billing Period Equal To 201108All Meter CodesAll Group Names*

**elpaso**

Energy CAP

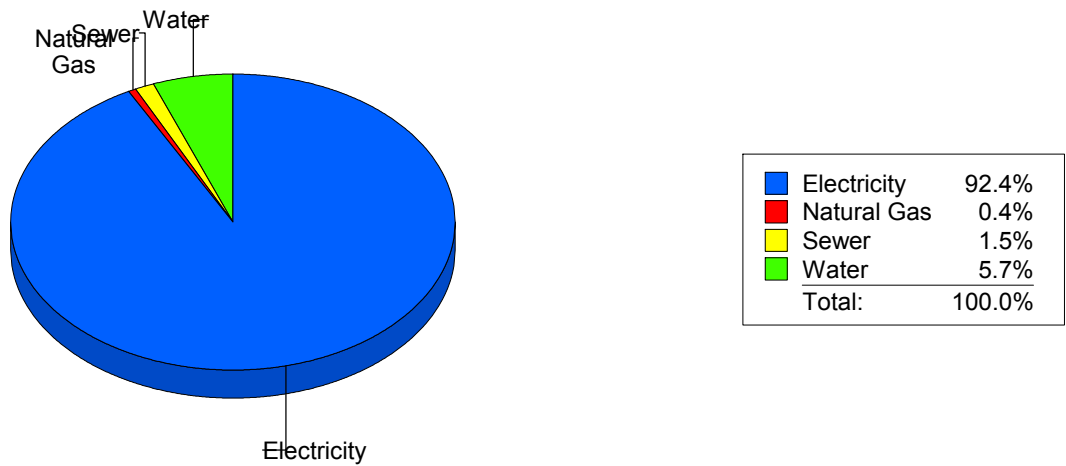
Cost Avoidance Program

**Cost Summary Graph**

Grouped by Energy Type

Energy Type	Use	Units	Meter Cost	Special Charges	Total Cost	Avg Unit Cost	% of Total Cost
<b>Site: TOMLEA - TOM LEA</b>							
Electricity	104,160	KWH	\$13,500.94	\$0.00	\$13,500.94	0.1296	92.35%
Natural Gas	54	CCF	\$63.70	\$0.00	\$63.70	1.1796	0.44%
Water	229	CCF	\$838.10	\$0.00	\$838.10	3.6598	5.73%
Sewer	62	CCF	\$216.35	\$0.00	\$216.35	3.4895	1.48%
<b>Total Cost:</b>			<b>\$14,619.09</b>	<b>\$0.00</b>	<b>\$14,619.09</b>		

For TOM LEA



*Filters: Cost Center Name Not Equal To DoNotReport; Billing Period Equal To 201108All Meter CodesAll Group Names*

**el Paso**

Energy CAP

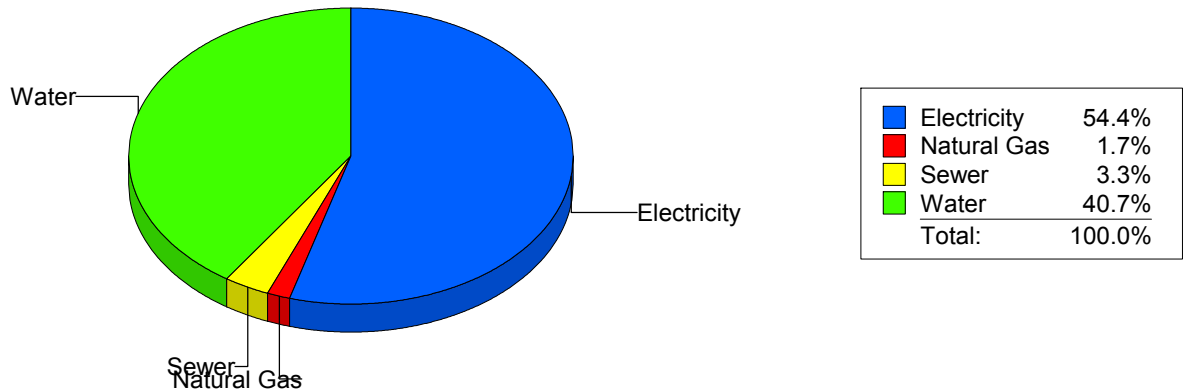
Cost Avoidance Program

**Cost Summary Graph**

Grouped by Energy Type

Energy Type	Use	Units	Meter Cost	Special Charges	Total Cost	Avg Unit Cost	% of Total Cost
<b>Site: TRAVIS ELEMENTARY SC - TRAVIS ELEMENTARY SC</b>							
Electricity	25,807	KWH	\$3,921.70	\$0.00	\$3,921.70	0.1520	54.39%
Natural Gas	93	CCF	\$120.00	\$0.00	\$120.00	1.2903	1.66%
Water	723	CCF	\$2,930.88	\$0.00	\$2,930.88	4.0538	40.65%
Sewer	99	CCF	\$237.45	\$0.00	\$237.45	2.3985	3.29%
<b>Total Cost:</b>			<b>\$7,210.03</b>	<b>\$0.00</b>	<b>\$7,210.03</b>		

For TRAVIS ELEMENTARY SC



*Filters: Cost Center Name Not Equal To DoNotReport; Billing Period Equal To 201108All Meter CodesAll Group Names*

**elpaso**

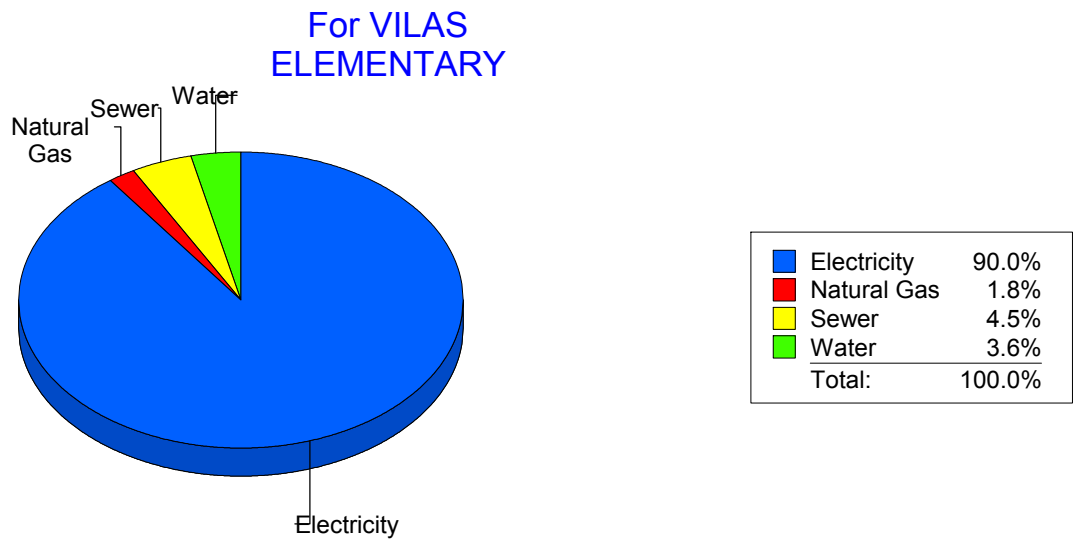
Energy CAP

Cost Avoidance Program

**Cost Summary Graph**

Grouped by Energy Type

Energy Type	Use	Units	Meter Cost	Special Charges	Total Cost	Avg Unit Cost	% of Total Cost
<b>Site: VILAS ELEMENTARY - VILAS ELEMENTARY</b>							
Electricity	71,128	KWH	\$8,887.23	\$0.00	\$8,887.23	0.1249	89.99%
Natural Gas	70	CCF	\$182.67	\$0.00	\$182.67	2.6096	1.85%
Water	66	CCF	\$358.87	\$0.00	\$358.87	5.4374	3.63%
Sewer	148	CCF	\$447.03	\$0.00	\$447.03	3.0205	4.53%
<b>Total Cost:</b>			<b>\$9,875.80</b>	<b>\$0.00</b>	<b>\$9,875.80</b>		



*Filters: Cost Center Name Not Equal To DoNotReport; Billing Period Equal To 201108All Meter CodesAll Group Names*

**elpaso**

Energy CAP

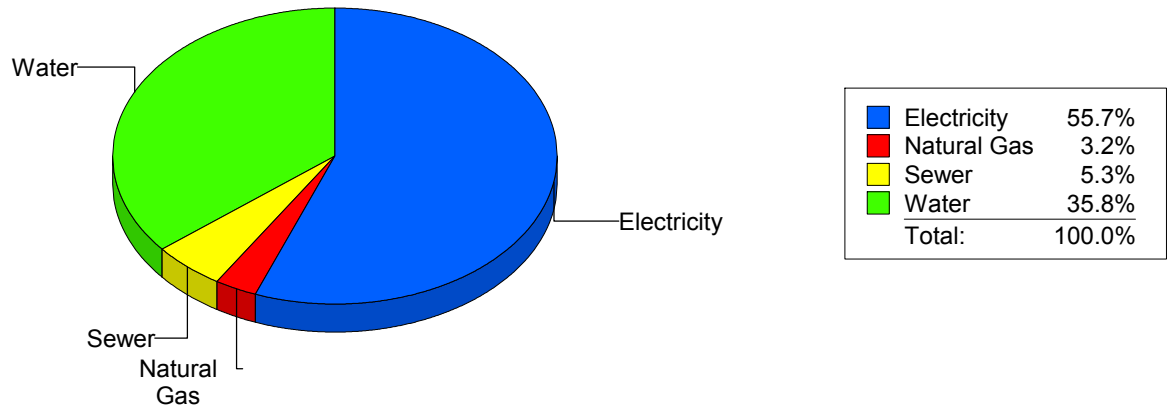
Cost Avoidance Program

**Cost Summary Graph**

Grouped by Energy Type

Energy Type	Use	Units	Meter Cost	Special Charges	Total Cost	Avg Unit Cost	% of Total Cost
<b>Site: WAINWRIGHT ELEMENTAR - WAINWRIGHT ELEMENTAR</b>							
Electricity	15,578	KWH	\$1,960.11	\$0.00	\$1,960.11	0.1258	55.74%
Natural Gas	0	CCF	\$111.06	\$0.00	\$111.06	0.0000	3.16%
Water	295	CCF	\$1,258.75	\$0.00	\$1,258.75	4.2669	35.79%
Sewer	41	CCF	\$186.66	\$0.00	\$186.66	4.5527	5.31%
<b>Total Cost:</b>			<b>\$3,516.58</b>	<b>\$0.00</b>	<b>\$3,516.58</b>		

For  
WAINWRIGHT  
ELEMENTAR



*Filters: Cost Center Name Not Equal To DoNotReport; Billing Period Equal To 201108All Meter CodesAll Group Names*

**el paso**

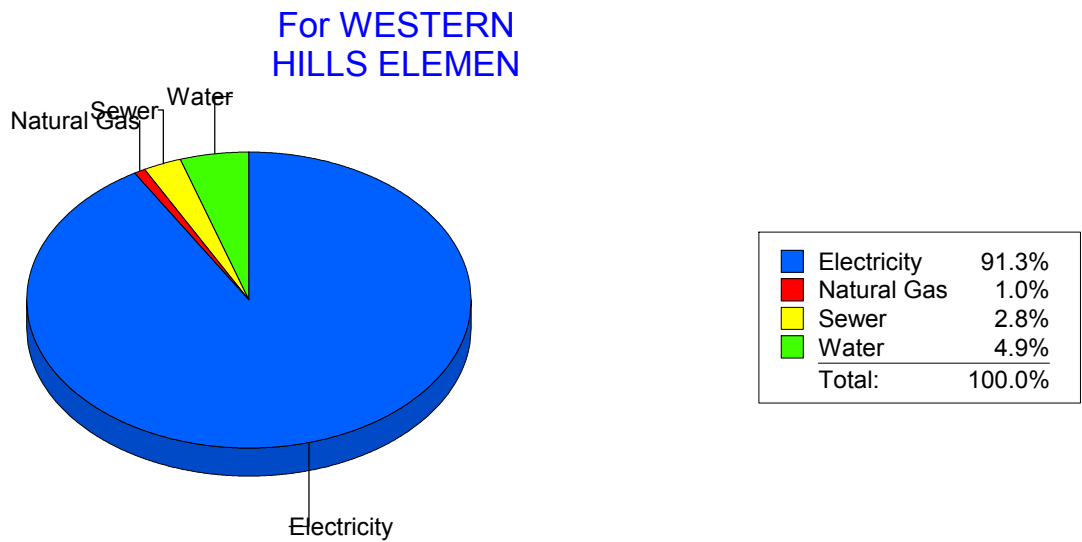
Energy CAP

Cost Avoidance Program

**Cost Summary Graph**

Grouped by Energy Type

Energy Type	Use	Units	Meter Cost	Special Charges	Total Cost	Avg Unit Cost	% of Total Cost
<b>Site: WESTERN HILLS ELEMEN - WESTERN HILLS ELEMEN</b>							
Electricity	80,400	KWH	\$11,872.60	\$0.00	\$11,872.60	0.1477	91.31%
Natural Gas	166	CCF	\$126.73	\$0.00	\$126.73	0.7634	0.97%
Water	322	CCF	\$639.55	\$0.00	\$639.55	1.9862	4.92%
Sewer	70	CCF	\$363.09	\$0.00	\$363.09	5.1870	2.79%
<b>Total Cost:</b>			<b>\$13,001.97</b>	<b>\$0.00</b>	<b>\$13,001.97</b>		



*Filters: Cost Center Name Not Equal To DoNotReport; Billing Period Equal To 201108All Meter CodesAll Group Names*

**el Paso**

Energy CAP

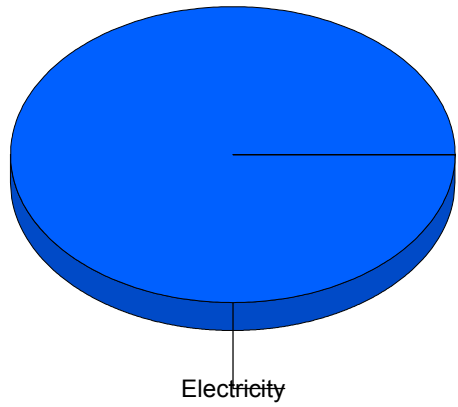
Cost Avoidance Program

**Cost Summary Graph**

Grouped by Energy Type

Energy Type	Use	Units	Meter Cost	Special Charges	Total Cost	Avg Unit Cost	% of Total Cost
Site: WESTSIDE TRANSPORTAT - WESTSIDE TRANSPORTAT							
Electricity	2,579	KWH	\$353.63	\$0.00	\$353.63	0.1371	100.00%
<b>Total Cost:</b>			<b>\$353.63</b>	<b>\$0.00</b>	<b>\$353.63</b>		

For WESTSIDE TRANSPORTAT



■ Electricity	100.0%
Total:	100.0%

*Filters: Cost Center Name Not Equal To DoNotReport; Billing Period Equal To 201108All Meter CodesAll Group Names*

**elpaso**

Energy CAP

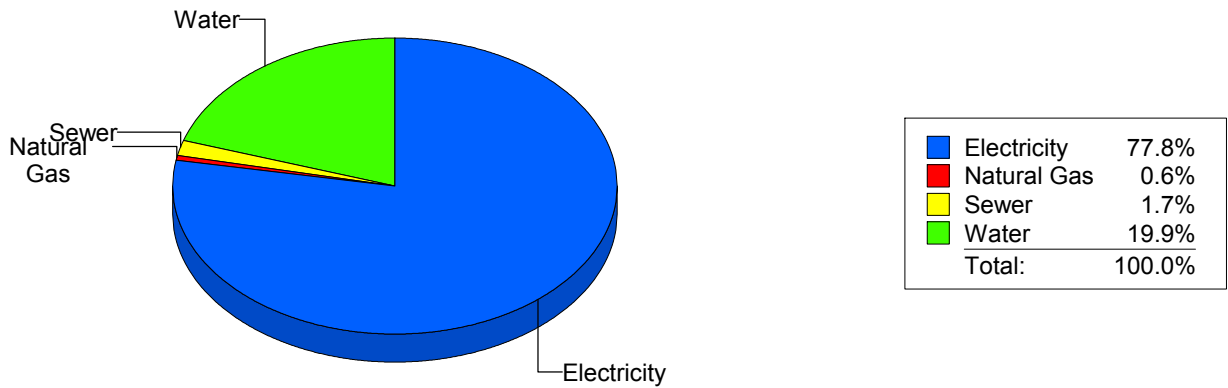
Cost Avoidance Program

**Cost Summary Graph**

Grouped by Energy Type

Energy Type	Use	Units	Meter Cost	Special Charges	Total Cost	Avg Unit Cost	% of Total Cost
<b>Site: WHITAKER ELEMENTARY - WHITAKER ELEMENTARY</b>							
Electricity	87,240	KWH	\$12,710.60	\$0.00	\$12,710.60	0.1457	77.81%
Natural Gas	111	CCF	\$93.16	\$0.00	\$93.16	0.8393	0.57%
Water	1,607	CCF	\$3,256.19	\$0.00	\$3,256.19	2.0263	19.93%
Sewer	109	CCF	\$276.04	\$0.00	\$276.04	2.5325	1.69%
<b>Total Cost:</b>			<b>\$16,335.99</b>	<b>\$0.00</b>	<b>\$16,335.99</b>		

For WHITAKER ELEMENTARY



*Filters: Cost Center Name Not Equal To DoNotReport; Billing Period Equal To 201108All Meter CodesAll Group Names*



**el Paso**

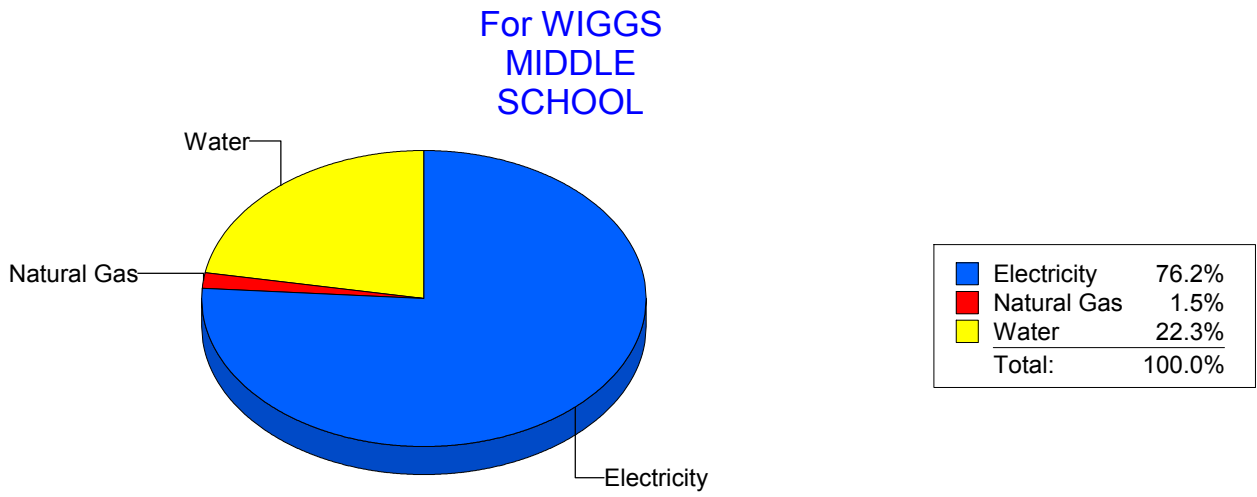
Energy CAP

Cost Avoidance Program

**Cost Summary Graph**

Grouped by Energy Type

Energy Type	Use	Units	Meter Cost	Special Charges	Total Cost	Avg Unit Cost	% of Total Cost
<b>Site: WIGGS MIDDLE SCHOOL - WIGGS MIDDLE SCHOOL</b>							
Electricity	54,320	KWH	\$7,378.52	\$0.00	\$7,378.52	0.1358	76.20%
Natural Gas	202	CCF	\$148.72	\$0.00	\$148.72	0.7362	1.54%
Water	651	CCF	\$2,155.85	\$0.00	\$2,155.85	3.3116	22.26%
<b>Total Cost:</b>			<b>\$9,683.09</b>	<b>\$0.00</b>	<b>\$9,683.09</b>		



*Filters: Cost Center Name Not Equal To DoNotReport; Billing Period Equal To 201108All Meter CodesAll Group Names*

**elpaso**

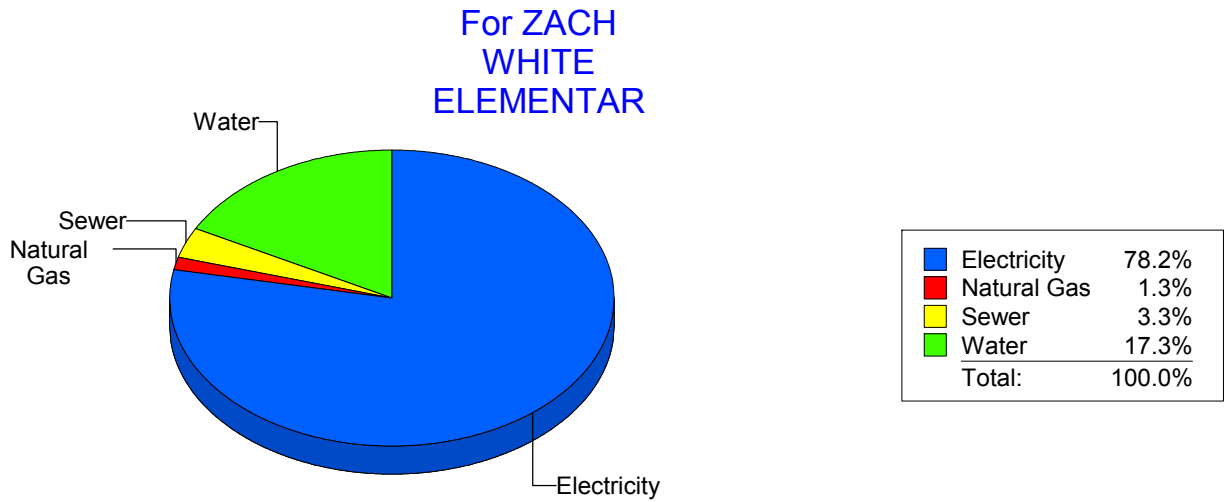
Energy CAP

Cost Avoidance Program

**Cost Summary Graph**

Grouped by Energy Type

Energy Type	Use	Units	Meter Cost	Special Charges	Total Cost	Avg Unit Cost	% of Total Cost
<b>Site: ZACH WHITE ELEMENTAR - ZACH WHITE ELEMENTAR</b>							
Electricity	65,700	KWH	\$9,394.27	\$0.00	\$9,394.27	0.1430	78.19%
Natural Gas	149	CCF	\$153.37	\$0.00	\$153.37	1.0293	1.28%
Water	618	CCF	\$2,072.63	\$0.00	\$2,072.63	3.3538	17.25%
Sewer	104	CCF	\$394.17	\$0.00	\$394.17	3.7901	3.28%
<b>Total Cost:</b>			<b>\$12,014.44</b>	<b>\$0.00</b>	<b>\$12,014.44</b>		



*Filters: Cost Center Name Not Equal To DoNotReport; Billing Period Equal To 201108All Meter CodesAll Group Names*

**elpaso**

Energy CAP

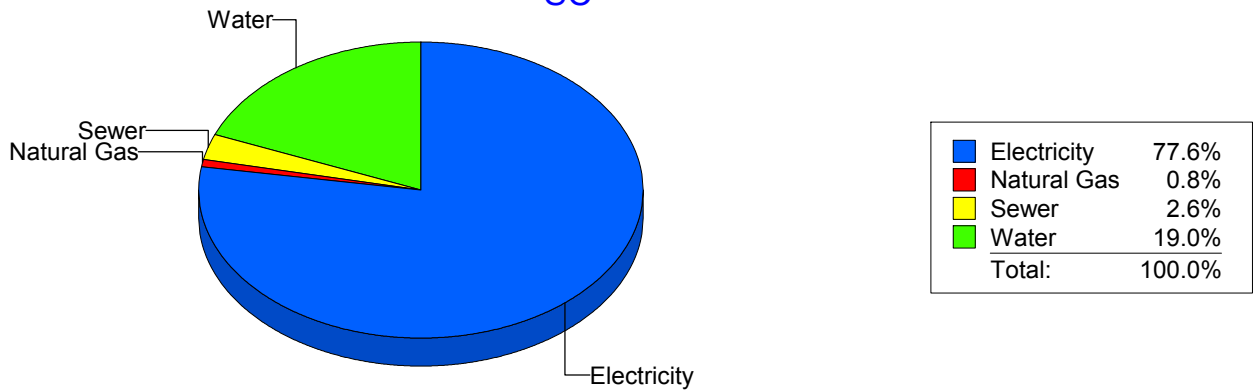
Cost Avoidance Program

**Cost Summary Graph**

Grouped by Energy Type

Energy Type	Use	Units	Meter Cost	Special Charges	Total Cost	Avg Unit Cost	% of Total Cost
<b>Site: ZAVALA ELEMENTARY SC - ZAVALA ELEMENTARY SC</b>							
Electricity	30,504	KWH	\$3,736.88	\$0.00	\$3,736.88	0.1225	77.60%
Natural Gas	0	CCF	\$37.02	\$0.00	\$37.02	0.0000	0.77%
Water	220	CCF	\$916.22	\$0.00	\$916.22	4.1646	19.03%
Sewer	50	CCF	\$125.74	\$0.00	\$125.74	2.5148	2.61%
<b>Total Cost:</b>			<b>\$4,815.86</b>	<b>\$0.00</b>	<b>\$4,815.86</b>		

For ZAVALA  
ELEMENTARY  
SC



*Filters: Cost Center Name Not Equal To DoNotReport; Billing Period Equal To 201108All Meter CodesAll Group Names*

**elpaso**

Energy CAP

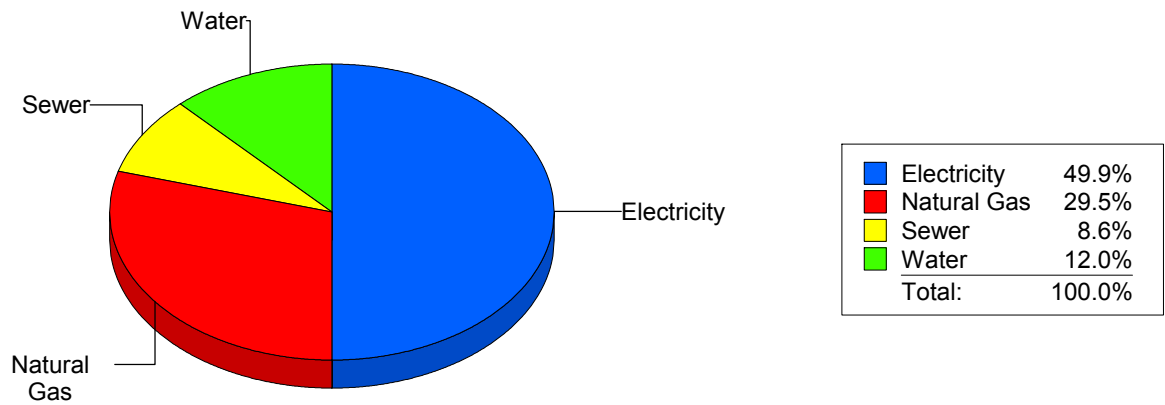
Cost Avoidance Program

**Cost Summary Graph**

Grouped by Energy Type

Energy Type	Use	Units	Meter Cost	Special Charges	Total Cost	Avg Unit Cost	% of Total Cost
<b>Site: ZUNI COTTAGES - ZUNI COTTAGES</b>							
Electricity		704 KWH	\$125.20	\$0.00	\$125.20	0.1778	49.91%
Natural Gas		0 CCF	\$74.04	\$0.00	\$74.04	0.0000	29.52%
Water		1 CCF	\$30.10	\$0.00	\$30.10	30.1000	12.00%
Sewer		1 CCF	\$21.49	\$0.00	\$21.49	21.4900	8.57%
<b>Total Cost:</b>			<b>\$250.83</b>	<b>\$0.00</b>	<b>\$250.83</b>		

For ZUNI COTTAGES



*Filters: Cost Center Name Not Equal To DoNotReport; Billing Period Equal To 201108All Meter CodesAll Group Names*

**elpaso**

Energy CAP

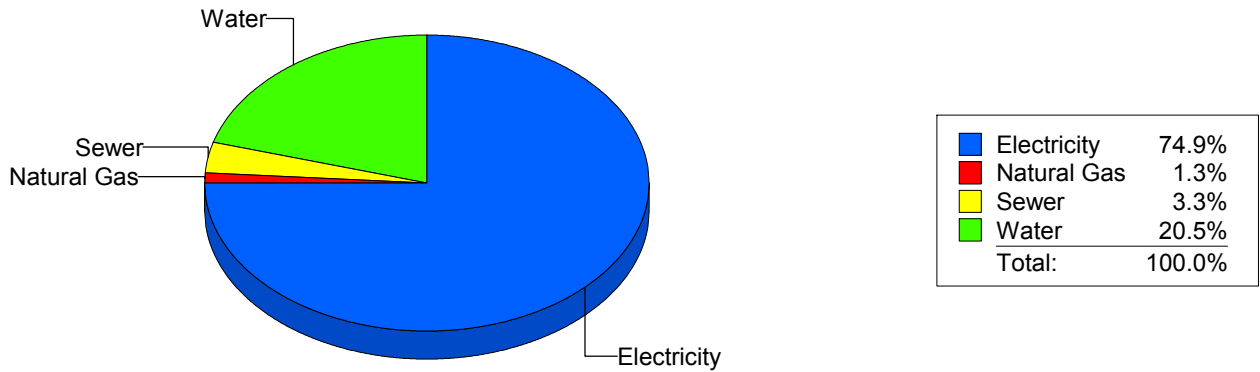
Cost Avoidance Program

**Cost Summary Graph**

Grouped by Energy Type

Energy Type	Use	Units	Meter Cost	Special Charges	Total Cost	Avg Unit Cost	% of Total Cost
<b>All Sites</b>							
Electricity	6,840,175	KWH	\$893,843.06	\$0.00	\$893,843.06	0.1307	74.87%
Natural Gas	14,400	CCF	\$15,091.13	\$0.00	\$15,091.13	1.0480	1.26%
Water	84,641	CCF	\$245,076.94	\$0.00	\$245,076.94	2.8955	20.53%
Sewer	18,085	CCF	\$39,820.57	\$0.00	\$39,820.57	2.2019	3.34%
<b>Total Cost:</b>			<b>\$1,193,831.70</b>	<b>\$0.00</b>	<b>\$1,193,831.70</b>		

For All Sites



*Filters: Cost Center Name Not Equal To DoNotReport; Billing Period Equal To 201108All Meter CodesAll Group Names*