

elpaso

Energy CAP

Cost Avoidance Program

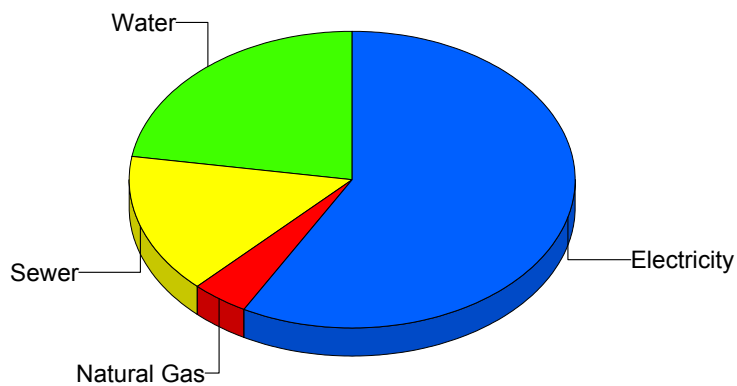
Cost Summary Graph

Grouped by Energy Type

Energy Type	Use	Units	Total Cost	Avg Unit Cost	% of Total Cost
Site: ALAMO ELEMENTARY SCH - ALAMO ELEMENTARY SCH					
Electricity	2,750	KWH	\$471.24	0.1714	58.12%
Natural Gas	0	CCF	\$33.38	0.0000	4.12%
Water	17	CCF	\$181.65	10.6853	22.41%
Sewer	0	CCF	\$124.48	0.0000	15.35%

Total Cost: \$810.75

For ALAMO
ELEMENTARY
SCH



Electricity	58.1%
Natural Gas	4.1%
Sewer	15.4%
Water	22.4%
Total:	100.0%

Filters: Cost Center Name Not Equal To DoNotReport; Site Name Not Equal To DoNotReport; Billing Period Equal To 200810

elpaso

Energy CAP

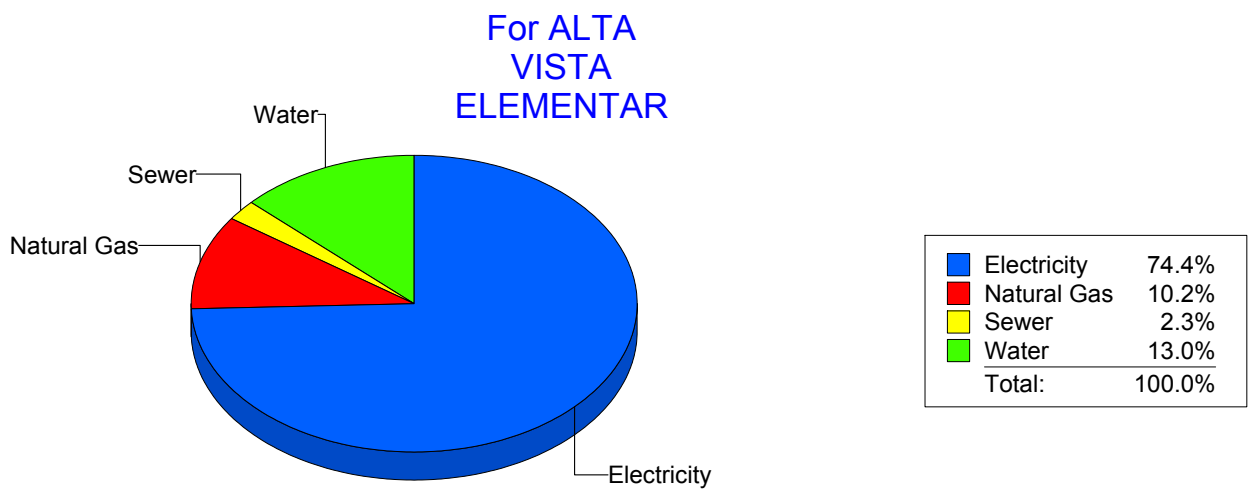
Cost Avoidance Program

Cost Summary Graph

Grouped by Energy Type

Energy Type	Use	Units	Total Cost	Avg Unit Cost	% of Total Cost
Site: ALTA VISTA ELEMENTAR - ALTA VISTA ELEMENTAR					
Electricity	31,950	KWH	\$4,804.66	0.1504	74.44%
Natural Gas	814	CCF	\$659.29	0.8099	10.21%
Water	263	CCF	\$841.84	3.2009	13.04%
Sewer	68	CCF	\$148.60	2.1853	2.30%

Total Cost: \$6,454.39



Filters: Cost Center Name Not Equal To DoNotReport; Site Name Not Equal To DoNotReport; Billing Period Equal To 200810

elpaso

Energy CAP

Cost Avoidance Program

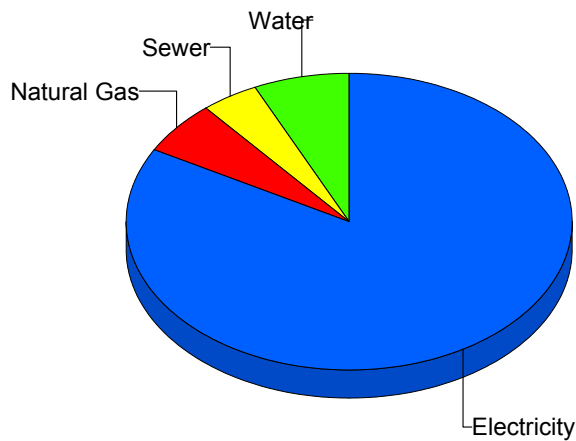
Cost Summary Graph

Grouped by Energy Type

Energy Type	Use	Units	Total Cost	Avg Unit Cost	% of Total Cost
Site: ANDRESS HIGH SCHOOL - ANDRESS HIGH SCHOOL					
Electricity	214,636	KWH	\$25,997.71	0.1211	82.93%
Natural Gas	2,415	CCF	\$1,866.31	0.7728	5.95%
Water	1,387	CCF	\$2,136.34	1.5403	6.81%
Sewer	953	CCF	\$1,347.92	1.4144	4.30%

Total Cost: \$31,348.28

For ANDRESS
HIGH SCHOOL



Electricity	82.9%
Natural Gas	6.0%
Sewer	4.3%
Water	6.8%
Total:	100.0%

Filters: Cost Center Name Not Equal To DoNotReport; Site Name Not Equal To DoNotReport; Billing Period Equal To 200810

elpaso

Energy CAP

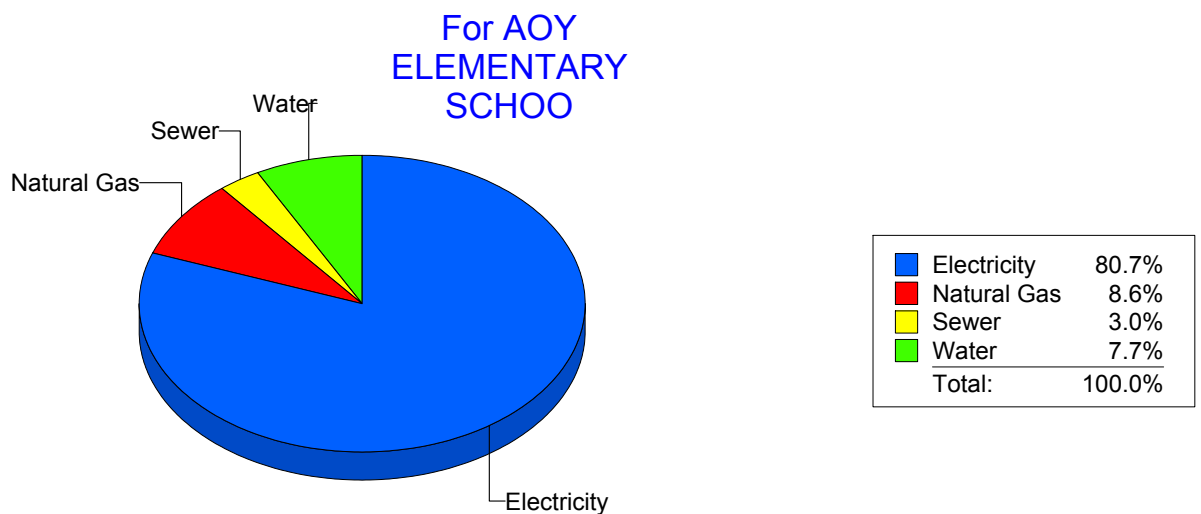
Cost Avoidance Program

Cost Summary Graph

Grouped by Energy Type

Energy Type	Use	Units	Total Cost	Avg Unit Cost	% of Total Cost
Site: AOY ELEMENTARY SCHOO - AOY ELEMENTARY SCHOO					
Electricity	75,937	KWH	\$9,823.81	0.1294	80.68%
Natural Gas	1,340	CCF	\$1,046.57	0.7810	8.59%
Water	250	CCF	\$937.17	3.7487	7.70%
Sewer	85	CCF	\$369.38	4.3456	3.03%

Total Cost: \$12,176.93



Filters: Cost Center Name Not Equal To DoNotReport; Site Name Not Equal To DoNotReport; Billing Period Equal To 200810

elpaso

Energy CAP

Cost Avoidance Program

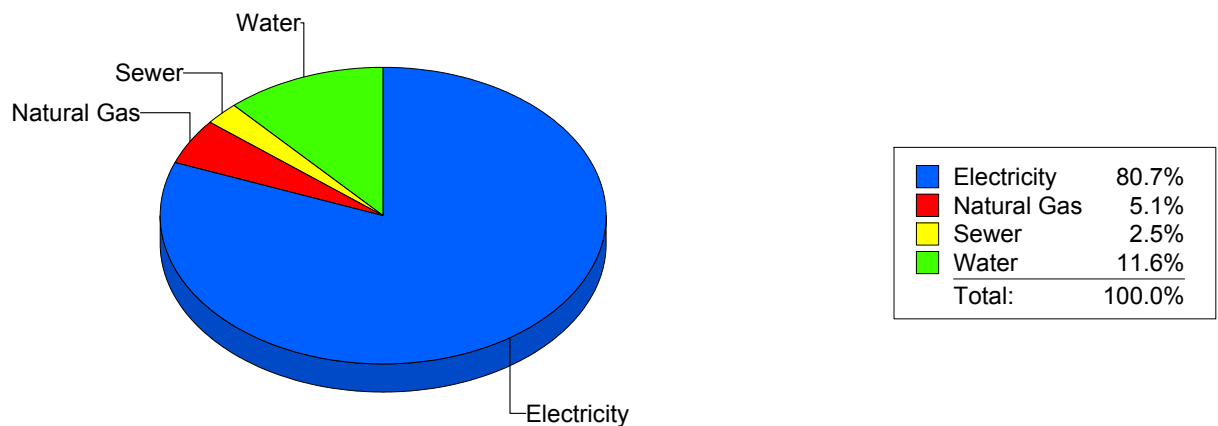
Cost Summary Graph

Grouped by Energy Type

Energy Type	Use	Units	Total Cost	Avg Unit Cost	% of Total Cost
Site: AUSTIN HIGH SCHOOL - AUSTIN HIGH SCHOOL					
Electricity	237,459	KWH	\$28,672.27	0.1207	80.74%
Natural Gas	2,366	CCF	\$1,825.54	0.7716	5.14%
Water	1,416	CCF	\$4,110.34	2.9028	11.57%
Sewer	446	CCF	\$902.85	2.0243	2.54%

Total Cost: \$35,511.00

For AUSTIN
HIGH SCHOOL



Filters: Cost Center Name Not Equal To DoNotReport; Site Name Not Equal To DoNotReport; Billing Period Equal To 200810

elpaso

Energy CAP

Cost Avoidance Program

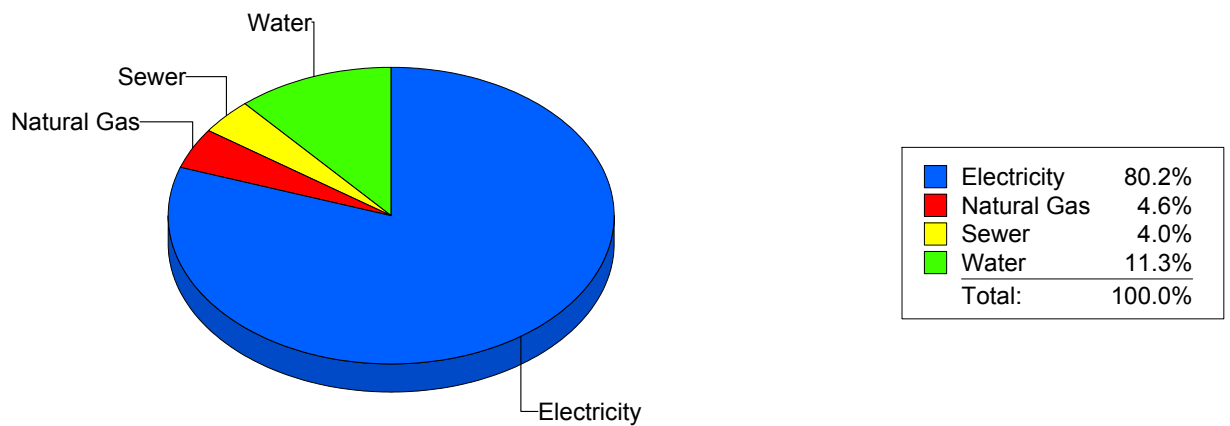
Cost Summary Graph

Grouped by Energy Type

Energy Type	Use	Units	Total Cost	Avg Unit Cost	% of Total Cost
Site: BARRON - BARRON					
Electricity	65,385	KWH	\$8,903.30	0.1362	80.24%
Natural Gas	602	CCF	\$505.76	0.8401	4.56%
Water	262	CCF	\$1,248.79	4.7664	11.25%
Sewer	160	CCF	\$438.39	2.7399	3.95%

Total Cost: \$11,096.24

For BARRON



Filters: Cost Center Name Not Equal To DoNotReport; Site Name Not Equal To DoNotReport; Billing Period Equal To 200810

elpaso

Energy CAP

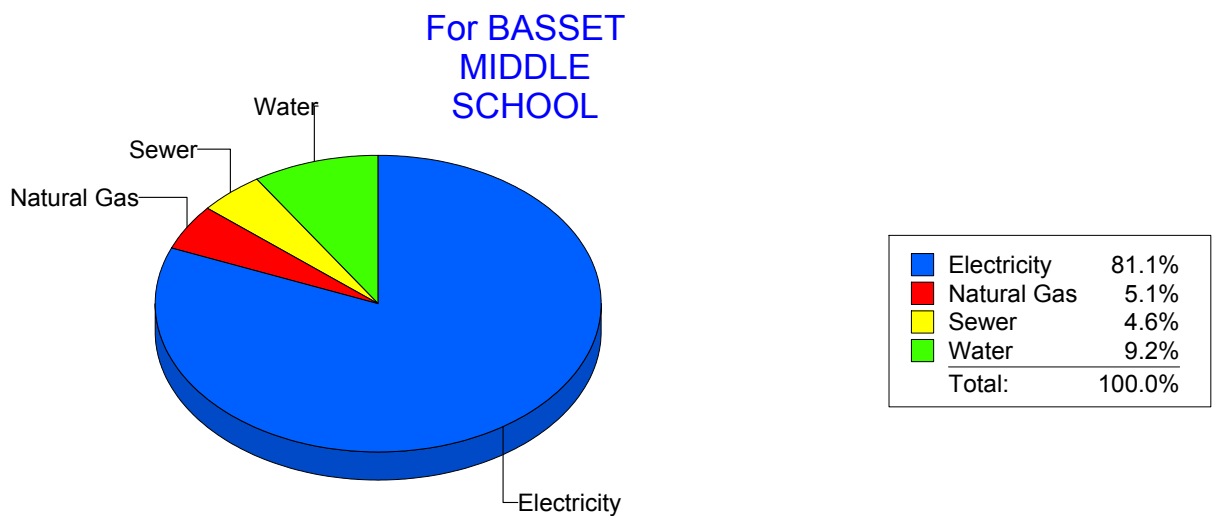
Cost Avoidance Program

Cost Summary Graph

Grouped by Energy Type

Energy Type	Use	Units	Total Cost	Avg Unit Cost	% of Total Cost
Site: BASSET MIDDLE SCHOOL - BASSET MIDDLE SCHOOL					
Electricity	64,461	KWH	\$8,982.84	0.1394	81.05%
Natural Gas	653	CCF	\$567.75	0.8694	5.12%
Water	521	CCF	\$1,025.03	1.9674	9.25%
Sewer	291	CCF	\$507.18	1.7429	4.58%

Total Cost: \$11,082.80



Filters: Cost Center Name Not Equal To DoNotReport; Site Name Not Equal To DoNotReport; Billing Period Equal To 200810

elpaso

Energy CAP

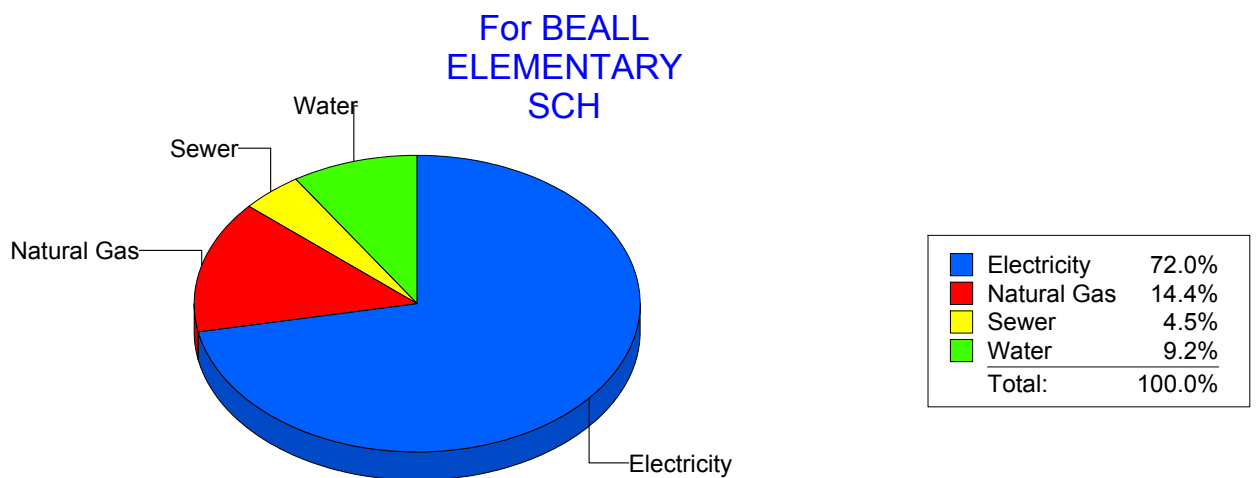
Cost Avoidance Program

Cost Summary Graph

Grouped by Energy Type

Energy Type	Use	Units	Total Cost	Avg Unit Cost	% of Total Cost
Site: BEALL ELEMENTARY SCH - BEALL ELEMENTARY SCH					
Electricity	25,440	KWH	\$3,369.57	0.1325	71.97%
Natural Gas	875	CCF	\$672.83	0.7689	14.37%
Water	144	CCF	\$429.54	2.9829	9.17%
Sewer	57	CCF	\$210.00	3.6842	4.49%

Total Cost: \$4,681.94



Filters: Cost Center Name Not Equal To DoNotReport; Site Name Not Equal To DoNotReport; Billing Period Equal To 200810

elpaso

Energy CAP

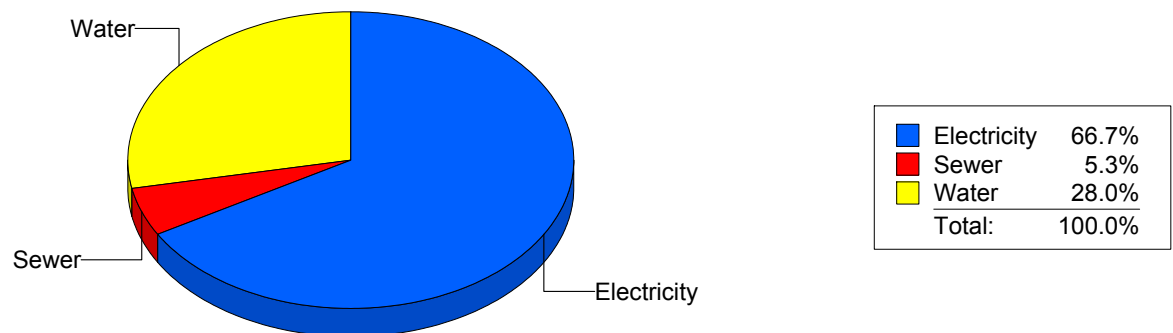
Cost Avoidance Program

Cost Summary Graph

Grouped by Energy Type

Energy Type	Use	Units	Total Cost	Avg Unit Cost	% of Total Cost
Site: BLISS ELEMENTARY - BLISS ELEMENTARY					
Electricity	26,000	KWH	\$3,516.30	0.1352	66.69%
Water	447	CCF	\$1,475.37	3.3006	27.98%
Sewer	113	CCF	\$281.12	2.4878	5.33%
Total Cost:			\$5,272.79		

For BLISS
ELEMENTARY



Filters: Cost Center Name Not Equal To DoNotReport; Site Name Not Equal To DoNotReport; Billing Period Equal To 200810

elpaso

Energy CAP

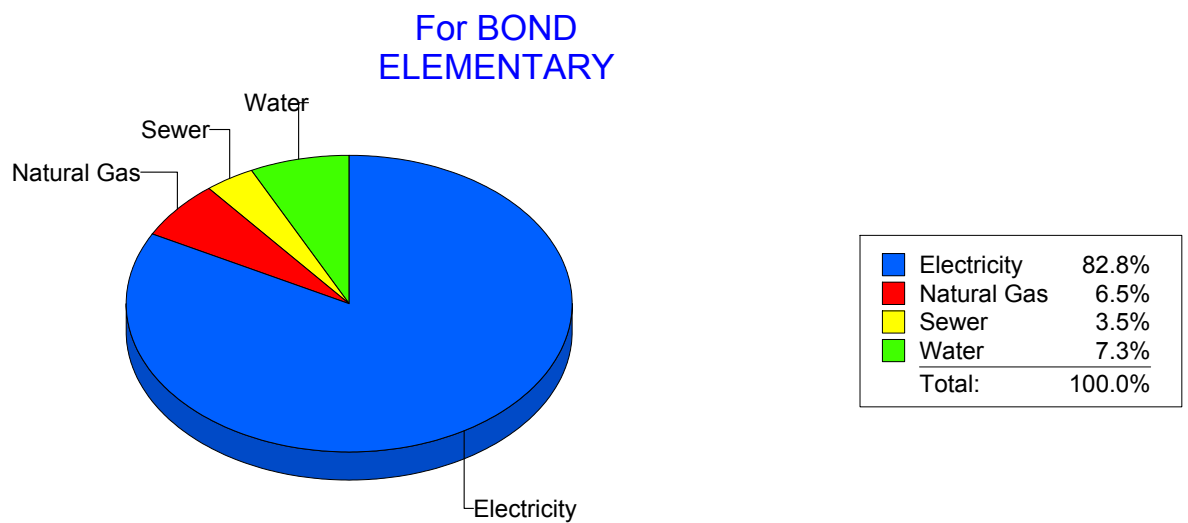
Cost Avoidance Program

Cost Summary Graph

Grouped by Energy Type

Energy Type	Use	Units	Total Cost	Avg Unit Cost	% of Total Cost
Site: BOND - BOND ELEMENTARY					
Electricity	43,265	KWH	\$8,065.35	0.1864	82.76%
Natural Gas	775	CCF	\$632.81	0.8165	6.49%
Water	324	CCF	\$708.09	2.1855	7.27%
Sewer	159	CCF	\$339.54	2.1355	3.48%

Total Cost: \$9,745.79



Filters: Cost Center Name Not Equal To DoNotReport; Site Name Not Equal To DoNotReport; Billing Period Equal To 200810

elpaso

Energy CAP

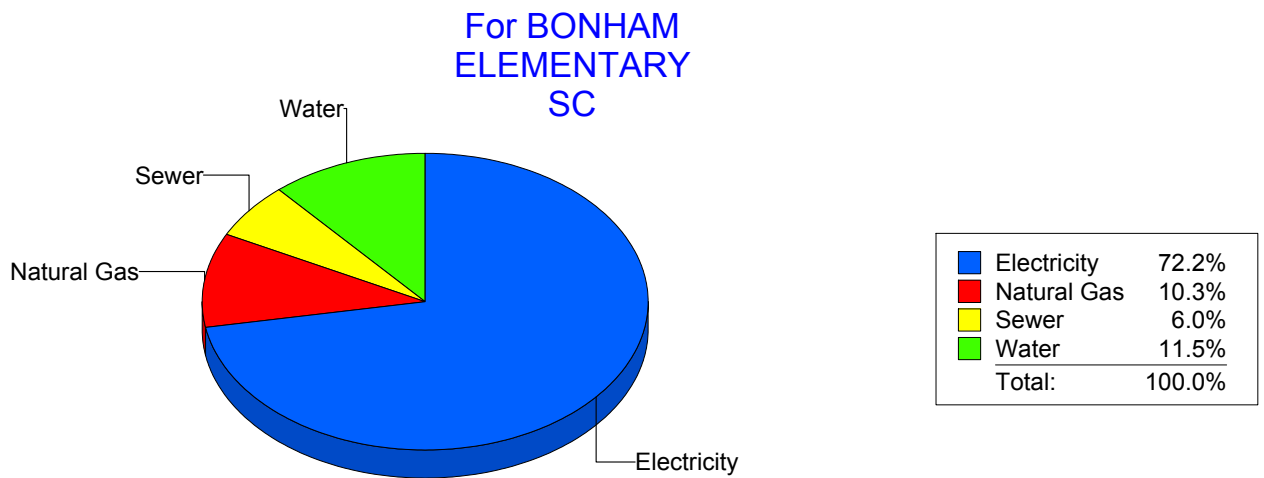
Cost Avoidance Program

Cost Summary Graph

Grouped by Energy Type

Energy Type	Use	Units	Total Cost	Avg Unit Cost	% of Total Cost
Site: BONHAM ELEMENTARY SC - BONHAM ELEMENTARY SC					
Electricity	21,868	KWH	\$3,500.33	0.1601	72.19%
Natural Gas	593	CCF	\$499.17	0.8418	10.29%
Water	306	CCF	\$556.03	1.8171	11.47%
Sewer	174	CCF	\$293.33	1.6858	6.05%

Total Cost: \$4,848.86



Filters: Cost Center Name Not Equal To DoNotReport; Site Name Not Equal To DoNotReport; Billing Period Equal To 200810

el Paso

Energy CAP

Cost Avoidance Program

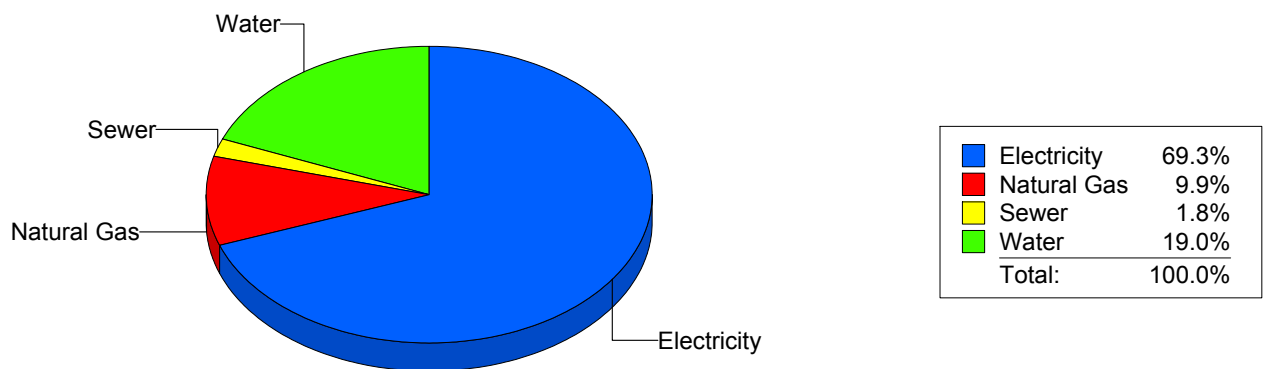
Cost Summary Graph

Grouped by Energy Type

Energy Type	Use	Units	Total Cost	Avg Unit Cost	% of Total Cost
Site: BOWIE HIGH SCHOOL - BOWIE HIGH SCHOOL					
Electricity	327,782	KWH	\$39,820.67	0.1215	69.33%
Natural Gas	7,762	CCF	\$5,692.01	0.7333	9.91%
Water	7,254	CCF	\$10,907.32	1.5036	18.99%
Sewer	477	CCF	\$1,017.59	2.1333	1.77%

Total Cost: \$57,437.59

For BOWIE
HIGH SCHOOL



Filters: Cost Center Name Not Equal To DoNotReport; Site Name Not Equal To DoNotReport; Billing Period Equal To 200810

el paso

Energy CAP

Cost Avoidance Program

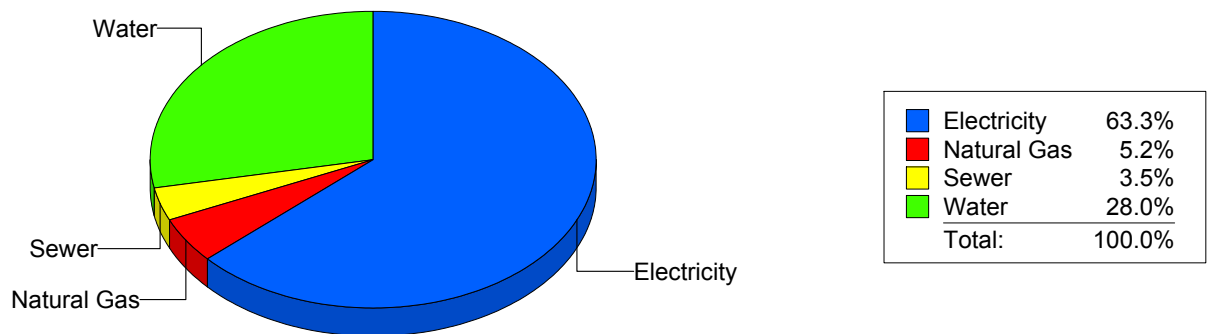
Cost Summary Graph

Grouped by Energy Type

Energy Type	Use	Units	Total Cost	Avg Unit Cost	% of Total Cost
Site: BRADLEY ELEMENTARY - BRADLEY ELEMENTARY					
Electricity	27,400	KWH	\$3,959.76	0.1445	63.28%
Natural Gas	402	CCF	\$324.51	0.8072	5.19%
Water	331	CCF	\$1,752.65	5.2950	28.01%
Sewer	7	CCF	\$220.84	31.5486	3.53%

Total Cost: \$6,257.76

For BRADLEY
ELEMENTARY



Filters: Cost Center Name Not Equal To DoNotReport; Site Name Not Equal To DoNotReport; Billing Period Equal To 200810

elpaso

Energy CAP

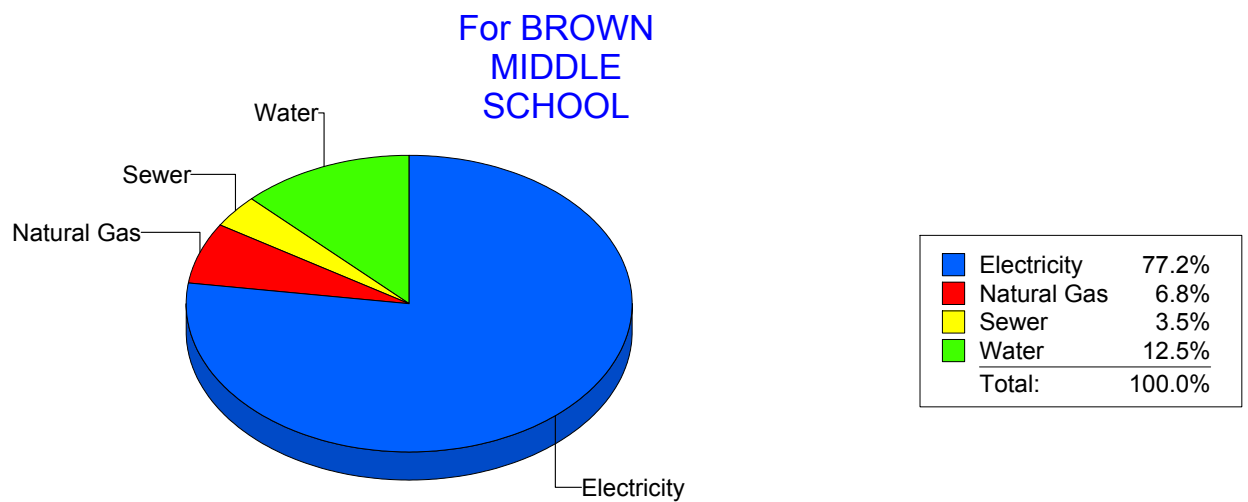
Cost Avoidance Program

Cost Summary Graph

Grouped by Energy Type

Energy Type	Use	Units	Total Cost	Avg Unit Cost	% of Total Cost
Site: BROWN MIDDLE SCHOOL - BROWN MIDDLE SCHOOL					
Electricity	108,000	KWH	\$13,433.88	0.1244	77.22%
Natural Gas	1,571	CCF	\$1,182.42	0.7527	6.80%
Water	872	CCF	\$2,166.99	2.4851	12.46%
Sewer	316	CCF	\$613.27	1.9407	3.53%

Total Cost: \$17,396.56



Filters: Cost Center Name Not Equal To DoNotReport; Site Name Not Equal To DoNotReport; Billing Period Equal To 200810

elpaso

Energy CAP

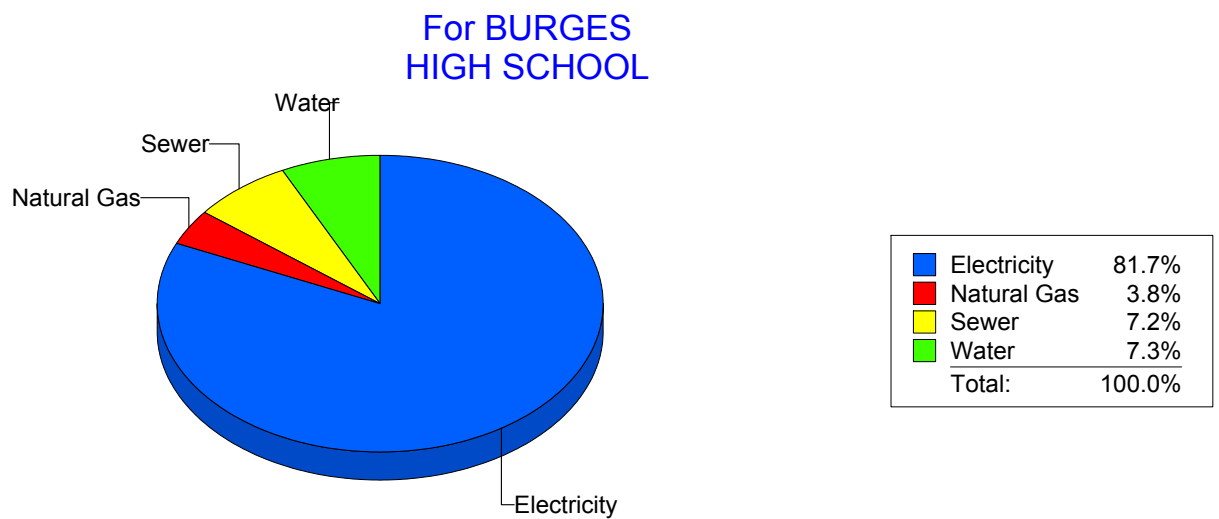
Cost Avoidance Program

Cost Summary Graph

Grouped by Energy Type

Energy Type	Use	Units	Total Cost	Avg Unit Cost	% of Total Cost
Site: BURGESS HIGH SCHOOL - BURGESS HIGH SCHOOL					
Electricity	114,111	KWH	\$15,008.89	0.1315	81.68%
Natural Gas	870	CCF	\$699.82	0.8044	3.81%
Water	780	CCF	\$1,340.21	1.7182	7.29%
Sewer	877	CCF	\$1,325.74	1.5117	7.22%

Total Cost: \$18,374.66



Filters: Cost Center Name Not Equal To DoNotReport; Site Name Not Equal To DoNotReport; Billing Period Equal To 200810

elpaso

Energy CAP

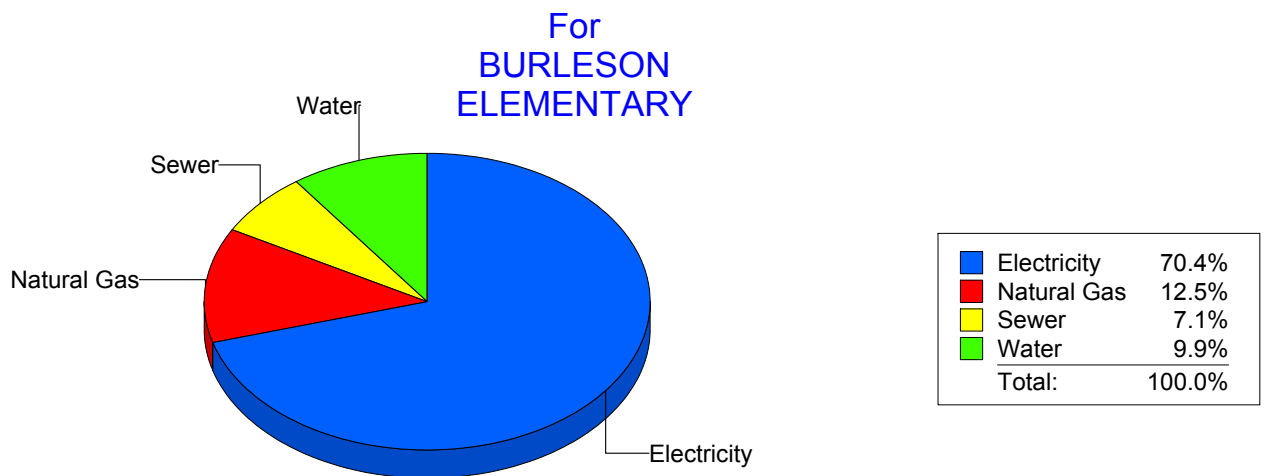
Cost Avoidance Program

Cost Summary Graph

Grouped by Energy Type

Energy Type	Use	Units	Total Cost	Avg Unit Cost	% of Total Cost
Site: BURLESON ELEMENTARY - BURLESON ELEMENTARY					
Electricity	27,798	KWH	\$3,668.71	0.1320	70.43%
Natural Gas	723	CCF	\$652.50	0.9025	12.53%
Water	273	CCF	\$515.68	1.8889	9.90%
Sewer	195	CCF	\$372.13	1.9084	7.14%

Total Cost: \$5,209.02



Filters: Cost Center Name Not Equal To DoNotReport; Site Name Not Equal To DoNotReport; Billing Period Equal To 200810

elpaso

Energy CAP

Cost Avoidance Program

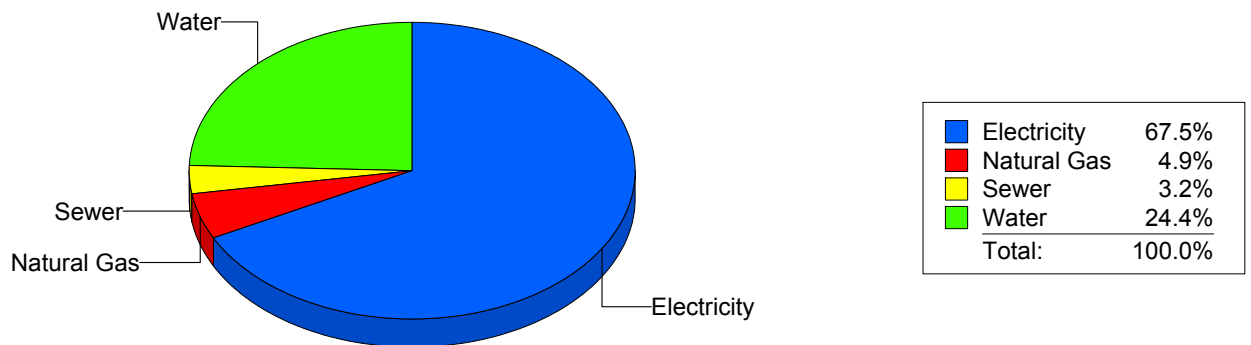
Cost Summary Graph

Grouped by Energy Type

Energy Type	Use	Units	Total Cost	Avg Unit Cost	% of Total Cost
Site: BURNET ELEMENTARY - BURNET ELEMENTARY					
Electricity	22,030	KWH	\$3,397.13	0.1542	67.55%
Natural Gas	255	CCF	\$245.45	0.9625	4.88%
Water	357	CCF	\$1,225.31	3.4322	24.36%
Sewer	78	CCF	\$161.30	2.0679	3.21%

Total Cost: \$5,029.19

For BURNET
ELEMENTARY



Filters: Cost Center Name Not Equal To DoNotReport; Site Name Not Equal To DoNotReport; Billing Period Equal To 200810

el Paso

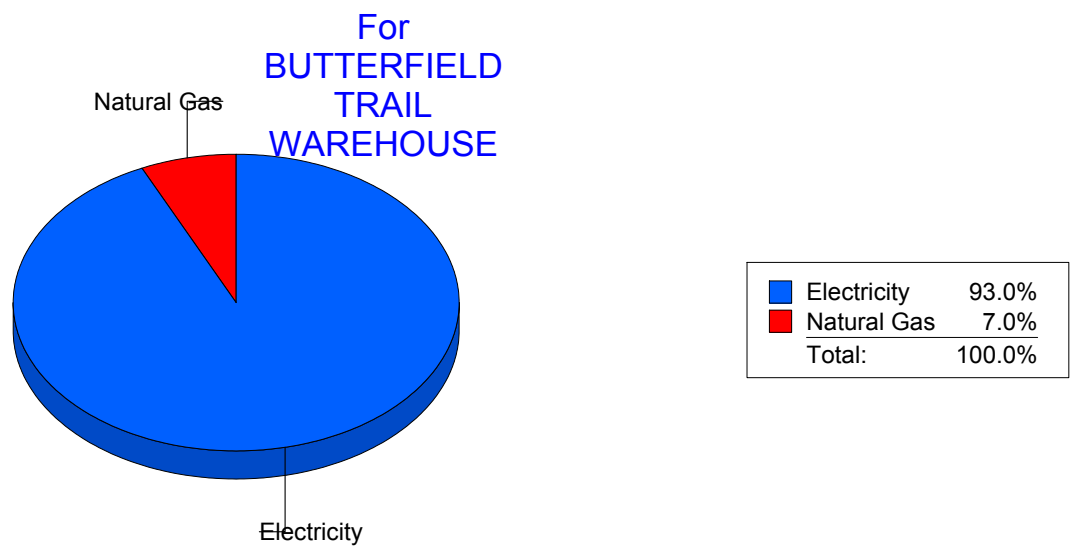
Energy CAP

Cost Avoidance Program

Cost Summary Graph

Grouped by Energy Type

Energy Type	Use	Units	Total Cost	Avg Unit Cost	% of Total Cost
Site: BUTTERFIELDTRAILWAREHOUSE - BUTTERFIELD TRAIL WAREHOUSE					
Electricity	2,800	KWH	\$600.36	0.2144	92.95%
Natural Gas	19	CCF	\$45.51	2.3953	7.05%
Total Cost:			\$645.87		



Filters: Cost Center Name Not Equal To DoNotReport; Site Name Not Equal To DoNotReport; Billing Period Equal To 200810

elpaso

Energy CAP

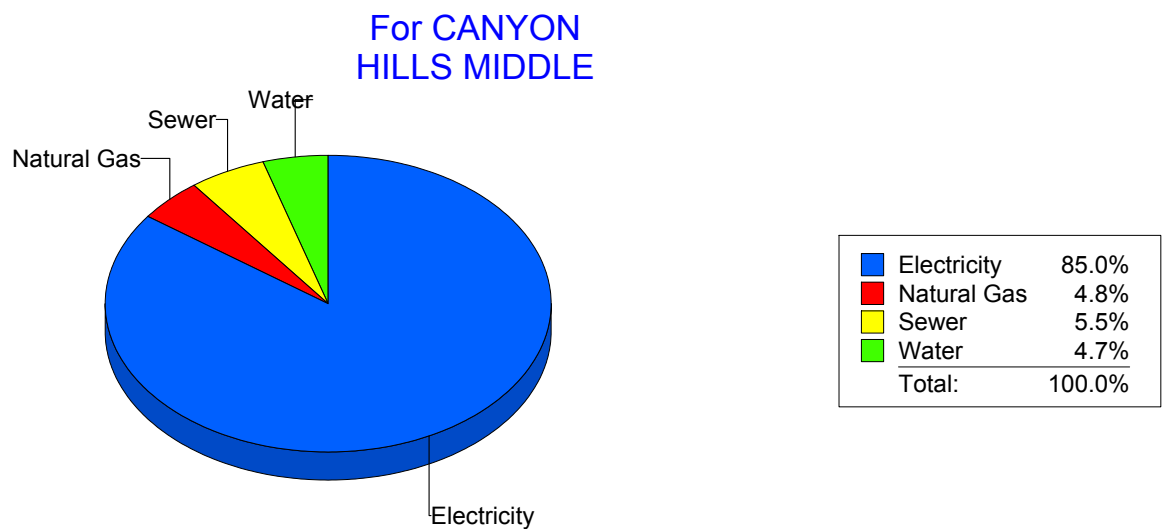
Cost Avoidance Program

Cost Summary Graph

Grouped by Energy Type

Energy Type	Use	Units	Total Cost	Avg Unit Cost	% of Total Cost
Site: CANYON HILLS MIDDLE - CANYON HILLS MIDDLE					
Electricity	65,550	KWH	\$9,438.81	0.1440	85.04%
Natural Gas	635	CCF	\$530.48	0.8354	4.78%
Water	228	CCF	\$524.08	2.2986	4.72%
Sewer	310	CCF	\$605.55	1.9534	5.46%

Total Cost: \$11,098.92



Filters: Cost Center Name Not Equal To DoNotReport; Site Name Not Equal To DoNotReport; Billing Period Equal To 200810

elpaso

Energy CAP

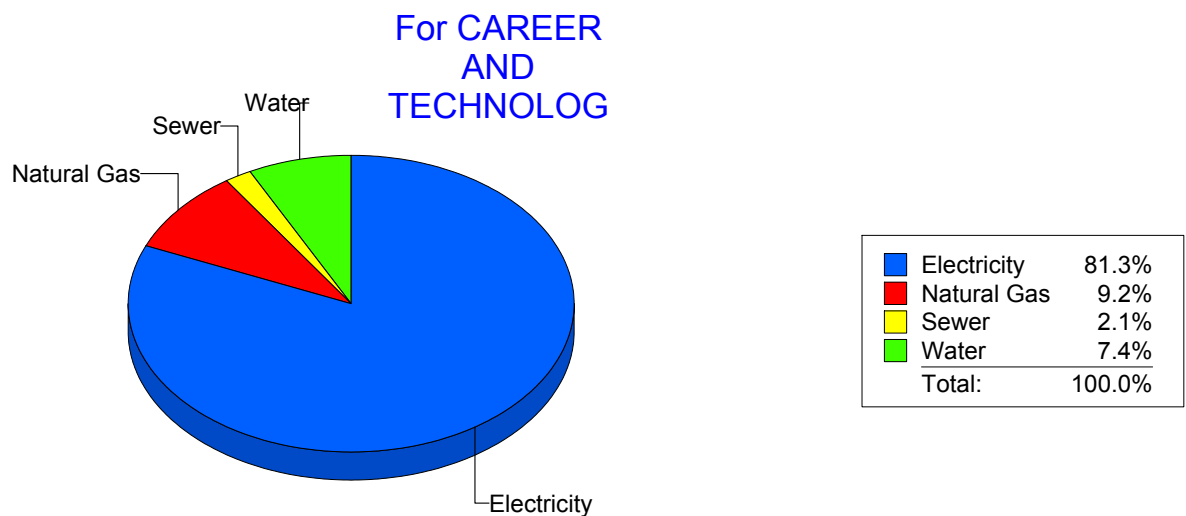
Cost Avoidance Program

Cost Summary Graph

Grouped by Energy Type

Energy Type	Use	Units	Total Cost	Avg Unit Cost	% of Total Cost
Site: CAREER AND TECHNOLOG - CAREER AND TECHNOLOG					
Electricity	114,571	KWH	\$14,058.50	0.1227	81.26%
Natural Gas	2,128	CCF	\$1,590.26	0.7473	9.19%
Water	431	CCF	\$1,284.20	2.9796	7.42%
Sewer	142	CCF	\$367.43	2.5875	2.12%

Total Cost: \$17,300.39



Filters: Cost Center Name Not Equal To DoNotReport; Site Name Not Equal To DoNotReport; Billing Period Equal To 200810

el Paso

Energy CAP

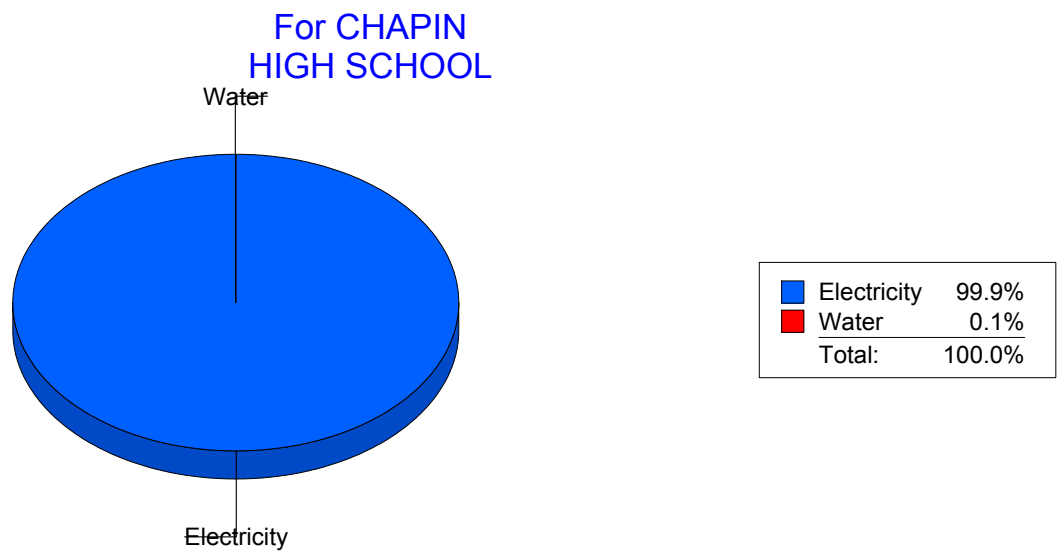
Cost Avoidance Program

Cost Summary Graph

Grouped by Energy Type

Energy Type	Use	Units	Total Cost	Avg Unit Cost	% of Total Cost
Site: CHAPIN HIGH SCHOOL - CHAPIN HIGH SCHOOL					
Electricity	256,200	KWH	\$33,559.39	0.1310	99.93%
Water	0	CCF	\$21.83	0.0000	0.07%

Total Cost: \$33,581.22



Filters: Cost Center Name Not Equal To DoNotReport; Site Name Not Equal To DoNotReport; Billing Period Equal To 200810

elpaso

Energy CAP

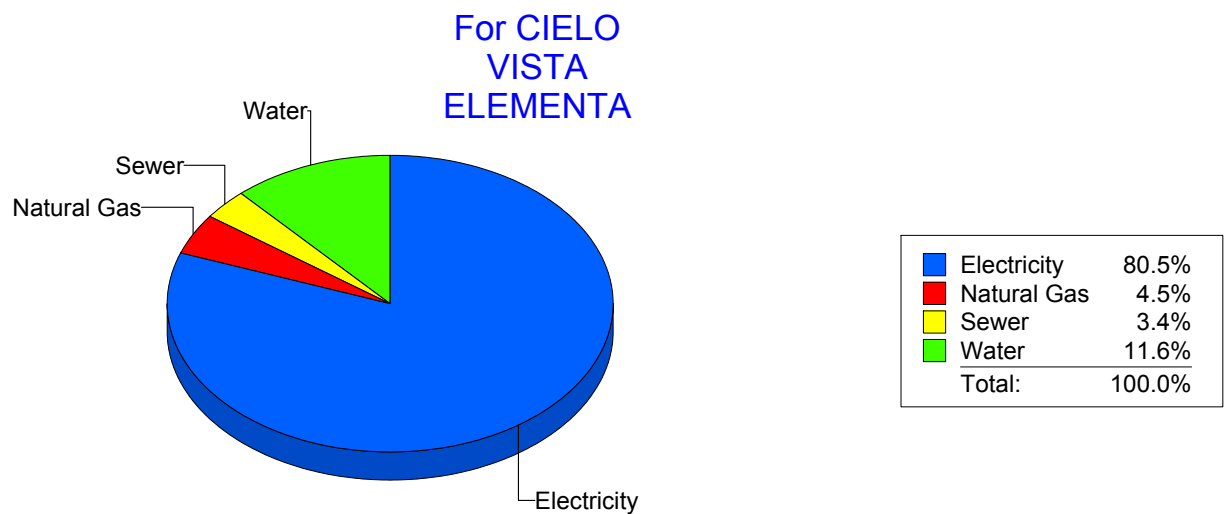
Cost Avoidance Program

Cost Summary Graph

Grouped by Energy Type

Energy Type	Use	Units	Total Cost	Avg Unit Cost	% of Total Cost
Site: CIELO VISTA ELEMENTA - CIELO VISTA ELEMENTA					
Electricity	42,660	KWH	\$6,298.19	0.1476	80.48%
Natural Gas	397	CCF	\$354.12	0.8920	4.53%
Water	394	CCF	\$908.82	2.3066	11.61%
Sewer	100	CCF	\$264.61	2.6461	3.38%

Total Cost: \$7,825.74



Filters: Cost Center Name Not Equal To DoNotReport; Site Name Not Equal To DoNotReport; Billing Period Equal To 200810

elpaso

Energy CAP

Cost Avoidance Program

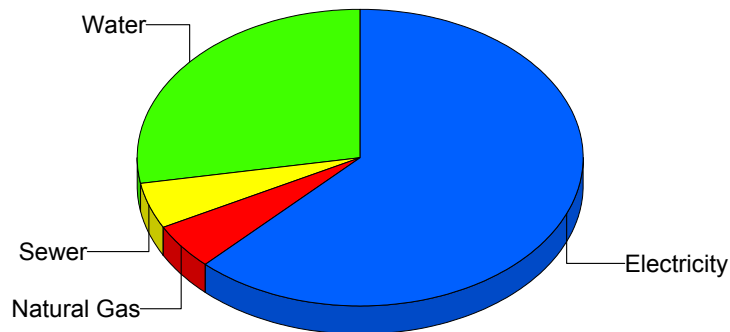
Cost Summary Graph

Grouped by Energy Type

Energy Type	Use	Units	Total Cost	Avg Unit Cost	% of Total Cost
Site: CLARDY ELEMENTARY SC - CLARDY ELEMENTARY SC					
Electricity	28,977	KWH	\$4,094.18	0.1413	62.30%
Natural Gas	367	CCF	\$331.54	0.9034	5.05%
Water	487	CCF	\$1,820.31	3.7378	27.70%
Sewer	99	CCF	\$325.58	3.2887	4.95%

Total Cost: \$6,571.61

For CLARDY
ELEMENTARY
SC



Electricity	62.3%
Natural Gas	5.0%
Sewer	5.0%
Water	27.7%
Total:	100.0%

Filters: Cost Center Name Not Equal To DoNotReport; Site Name Not Equal To DoNotReport; Billing Period Equal To 200810

elpaso

Energy CAP

Cost Avoidance Program

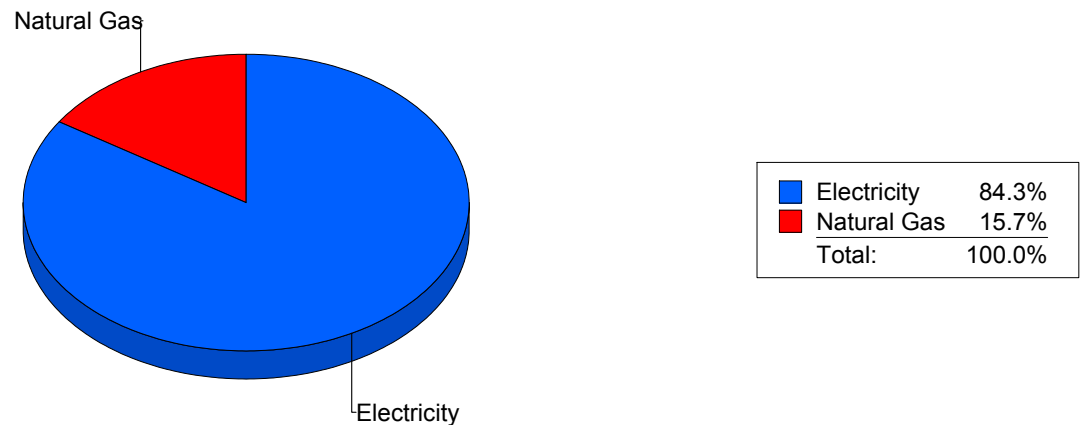
Cost Summary Graph

Grouped by Energy Type

Energy Type	Use	Units	Total Cost	Avg Unit Cost	% of Total Cost
Site: CLENDININ - CLENDININ					
Electricity	61,500	KWH	\$8,938.05	0.1453	84.30%
Natural Gas	2,229	CCF	\$1,664.21	0.7466	15.70%

Total Cost: \$10,602.26

For CLENDININ



Filters: Cost Center Name Not Equal To DoNotReport; Site Name Not Equal To DoNotReport; Billing Period Equal To 200810

elpaso

Energy CAP

Cost Avoidance Program

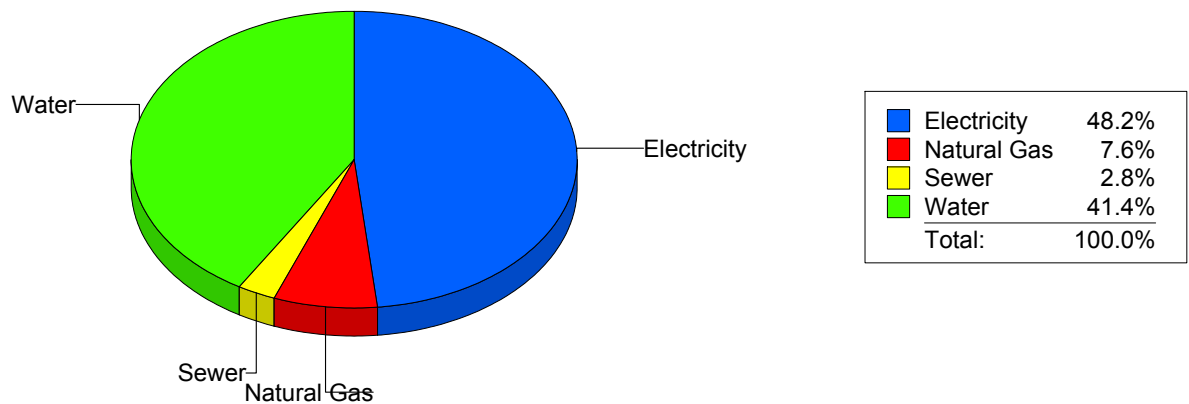
Cost Summary Graph

Grouped by Energy Type

Energy Type	Use	Units	Total Cost	Avg Unit Cost	% of Total Cost
Site: COLDWELL INTERMEDIAT - COLDWELL INTERMEDIAT					
Electricity	25,451	KWH	\$3,417.60	0.1343	48.23%
Natural Gas	648	CCF	\$540.00	0.8333	7.62%
Water	667	CCF	\$2,932.35	4.3963	41.39%
Sewer	66	CCF	\$195.54	2.9627	2.76%

Total Cost: \$7,085.49

For
COLDWELL
INTERMEDIAT



Filters: Cost Center Name Not Equal To DoNotReport; Site Name Not Equal To DoNotReport; Billing Period Equal To 200810

elpaso

Energy CAP

Cost Avoidance Program

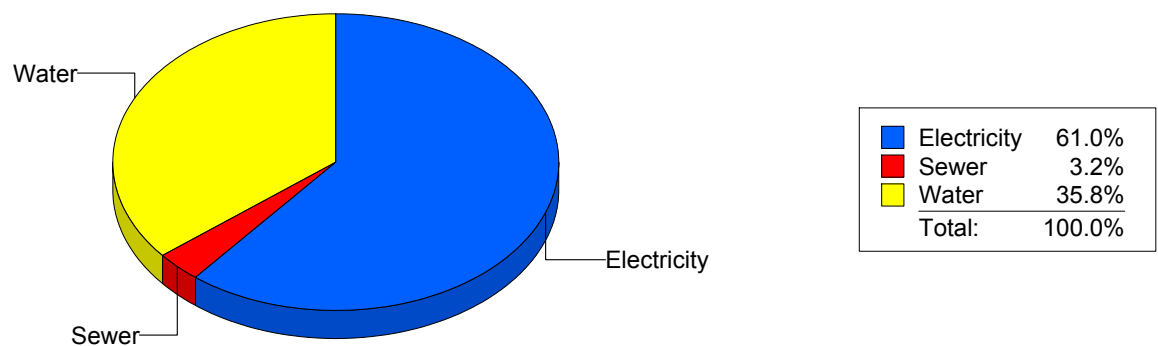
Cost Summary Graph

Grouped by Energy Type

Energy Type	Use	Units	Total Cost	Avg Unit Cost	% of Total Cost
Site: COLLINS ELEMENTARY - COLLINS ELEMENTARY					
Electricity	56,080	KWH	\$7,233.47	0.1290	60.97%
Water	1,117	CCF	\$4,246.45	3.8017	35.79%
Sewer	194	CCF	\$383.99	1.9793	3.24%

Total Cost: \$11,863.91

For COLLINS
ELEMENTARY



Filters: Cost Center Name Not Equal To DoNotReport; Site Name Not Equal To DoNotReport; Billing Period Equal To 200810

elpaso

Energy CAP

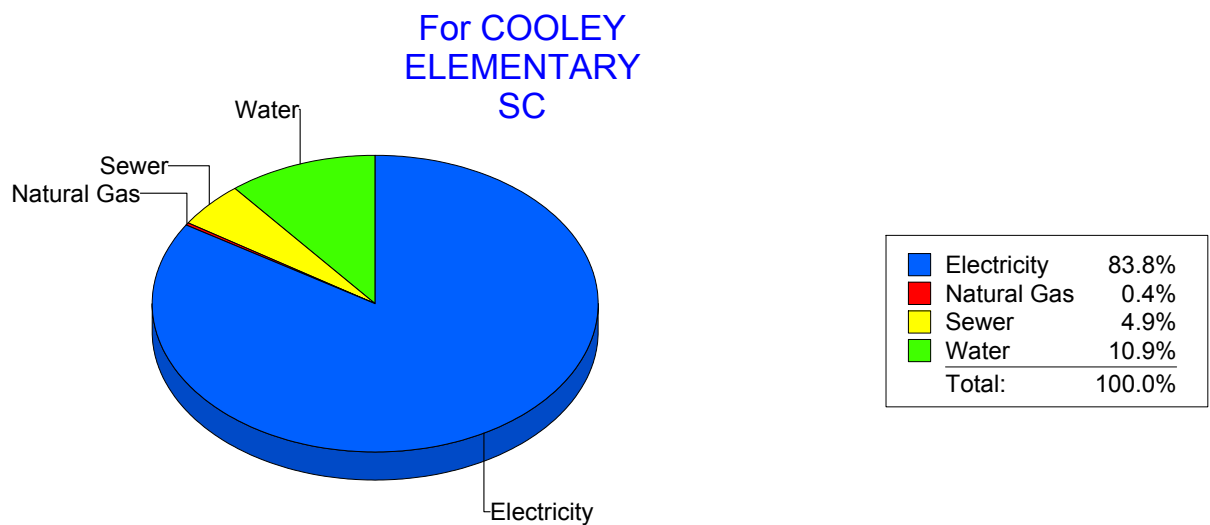
Cost Avoidance Program

Cost Summary Graph

Grouped by Energy Type

Energy Type	Use	Units	Total Cost	Avg Unit Cost	% of Total Cost
Site: COOLEY ELEMENTARY SC - COOLEY ELEMENTARY SC					
Electricity	60,000	KWH	\$9,073.51	0.1512	83.77%
Natural Gas	24	CCF	\$48.71	2.0296	0.45%
Water	405	CCF	\$1,182.35	2.9194	10.92%
Sewer	170	CCF	\$527.47	3.1028	4.87%

Total Cost: \$10,832.04



Filters: Cost Center Name Not Equal To DoNotReport; Site Name Not Equal To DoNotReport; Billing Period Equal To 200810

el Paso

Energy CAP

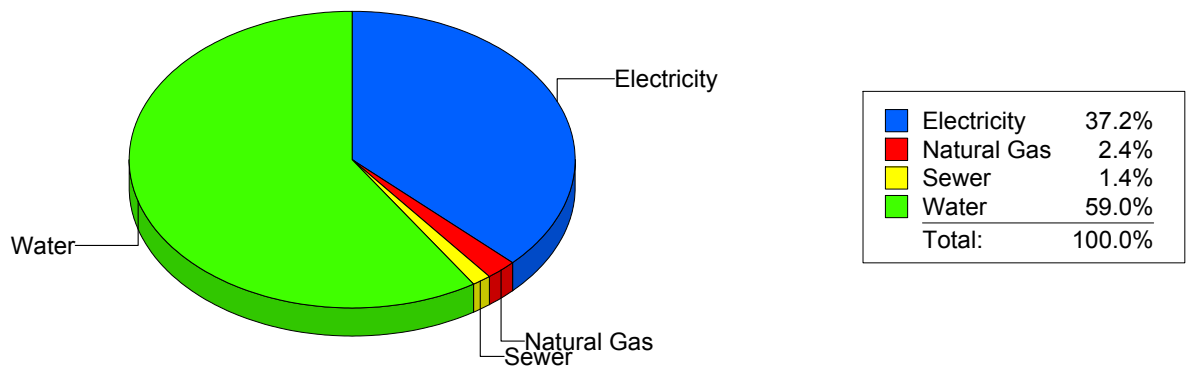
Cost Avoidance Program

Cost Summary Graph

Grouped by Energy Type

Energy Type	Use	Units	Total Cost	Avg Unit Cost	% of Total Cost
Site: CORDOVA MIDDLE SCHOO - CORDOVA MIDDLE SCHOO					
Electricity	81,500	KWH	\$10,151.85	0.1246	37.16%
Natural Gas	843	CCF	\$649.40	0.7703	2.38%
Water	767	CCF	\$16,126.01	21.0248	59.03%
Sewer	141	CCF	\$391.02	2.7732	1.43%
Total Cost:			\$27,318.28		

For CORDOVA
MIDDLE
SCHOO



Filters: Cost Center Name Not Equal To DoNotReport; Site Name Not Equal To DoNotReport; Billing Period Equal To 200810

elpaso

Energy CAP

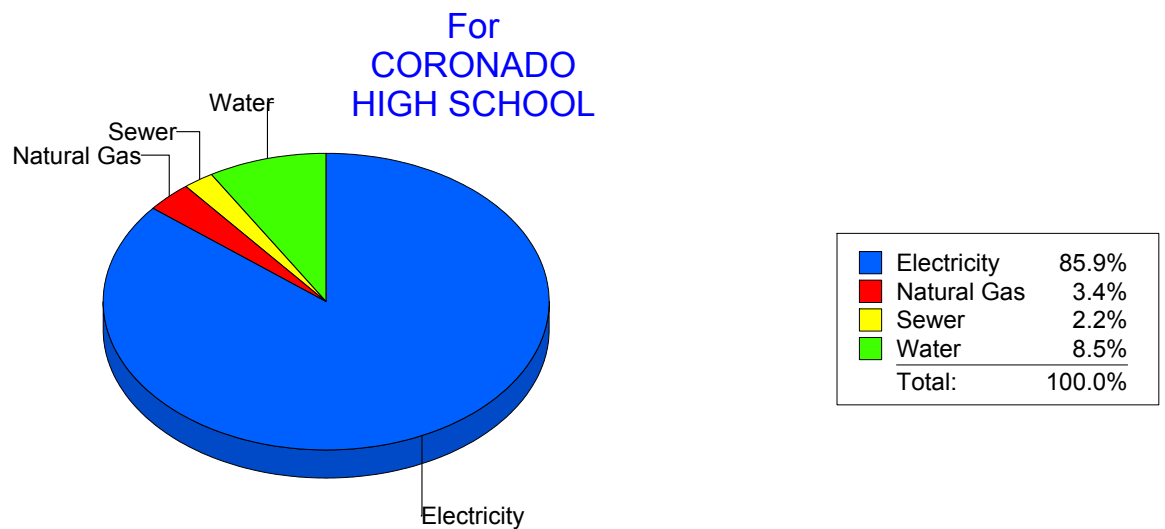
Cost Avoidance Program

Cost Summary Graph

Grouped by Energy Type

Energy Type	Use	Units	Total Cost	Avg Unit Cost	% of Total Cost
Site: CORONADO HIGH SCHOOL - CORONADO HIGH SCHOOL					
Electricity	247,570	KWH	\$32,533.49	0.1314	85.86%
Natural Gas	1,638	CCF	\$1,295.72	0.7910	3.42%
Water	1,956	CCF	\$3,211.18	1.6417	8.47%
Sewer	446	CCF	\$850.72	1.9074	2.25%

Total Cost: \$37,891.11



Filters: Cost Center Name Not Equal To DoNotReport; Site Name Not Equal To DoNotReport; Billing Period Equal To 200810

elpaso

Energy CAP

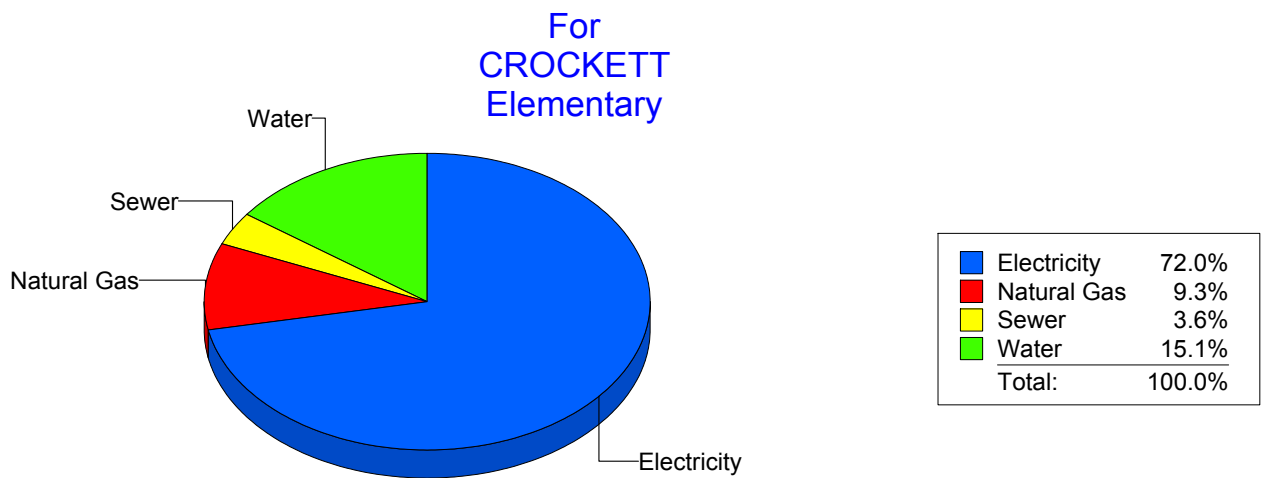
Cost Avoidance Program

Cost Summary Graph

Grouped by Energy Type

Energy Type	Use	Units	Total Cost	Avg Unit Cost	% of Total Cost
Site: CROCKETT - CROCKETT Elementary					
Electricity	39,000	KWH	\$5,021.27	0.1288	72.00%
Natural Gas	844	CCF	\$650.13	0.7703	9.32%
Water	329	CCF	\$1,053.58	3.2024	15.11%
Sewer	98	CCF	\$248.94	2.5402	3.57%

Total Cost: \$6,973.92



Filters: Cost Center Name Not Equal To DoNotReport; Site Name Not Equal To DoNotReport; Billing Period Equal To 200810

elpaso

Energy CAP

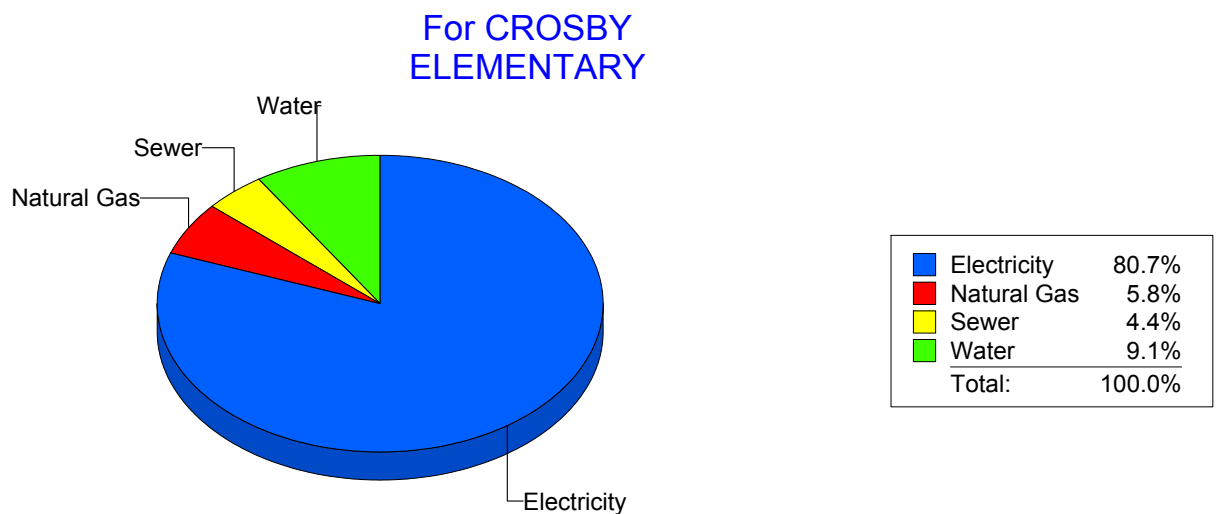
Cost Avoidance Program

Cost Summary Graph

Grouped by Energy Type

Energy Type	Use	Units	Total Cost	Avg Unit Cost	% of Total Cost
Site: CROSBY ELEMENTARY - CROSBY ELEMENTARY					
Electricity	32,579	KWH	\$4,467.76	0.1371	80.67%
Natural Gas	350	CCF	\$318.75	0.9107	5.76%
Water	201	CCF	\$506.47	2.5198	9.15%
Sewer	95	CCF	\$245.13	2.5803	4.43%

Total Cost: \$5,538.11



Filters: Cost Center Name Not Equal To DoNotReport; Site Name Not Equal To DoNotReport; Billing Period Equal To 200810

elpaso

Energy CAP

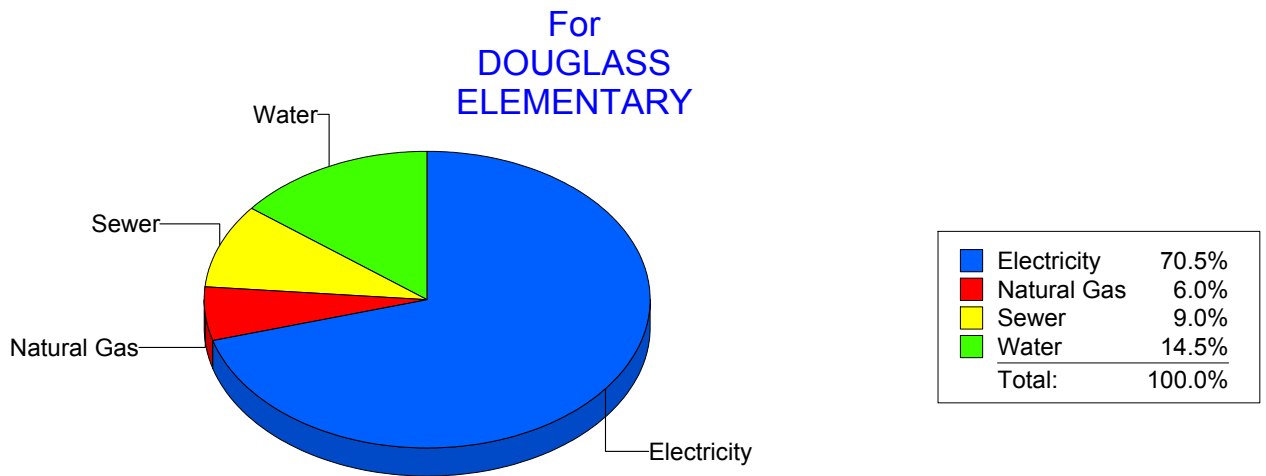
Cost Avoidance Program

Cost Summary Graph

Grouped by Energy Type

Energy Type	Use	Units	Total Cost	Avg Unit Cost	% of Total Cost
Site: DOUGLASS ELEMENTARY - DOUGLASS ELEMENTARY					
Electricity	40,219	KWH	\$5,137.34	0.1277	70.48%
Natural Gas	506	CCF	\$436.02	0.8617	5.98%
Water	584	CCF	\$1,056.41	1.8089	14.49%
Sewer	384	CCF	\$659.36	1.7171	9.05%

Total Cost: \$7,289.13



Filters: Cost Center Name Not Equal To DoNotReport; Site Name Not Equal To DoNotReport; Billing Period Equal To 200810

elpaso

Energy CAP

Cost Avoidance Program

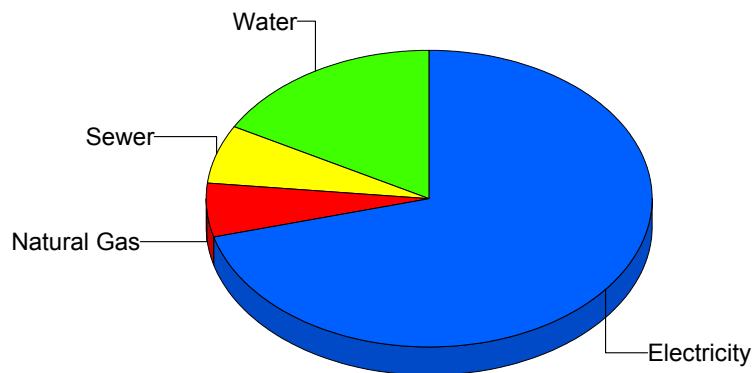
Cost Summary Graph

Grouped by Energy Type

Energy Type	Use	Units	Total Cost	Avg Unit Cost	% of Total Cost
Site: DOWELL ELEMENTARY - DOWELL ELEMENTARY					
Electricity	28,661	KWH	\$3,632.95	0.1268	70.94%
Natural Gas	366	CCF	\$297.08	0.8117	5.80%
Water	458	CCF	\$872.24	1.9045	17.03%
Sewer	212	CCF	\$318.72	1.5034	6.22%

Total Cost: \$5,120.99

For DOWELL
ELEMENTARY



Electricity	70.9%
Natural Gas	5.8%
Sewer	6.2%
Water	17.0%
Total:	100.0%

Filters: Cost Center Name Not Equal To DoNotReport; Site Name Not Equal To DoNotReport; Billing Period Equal To 200810

elpaso

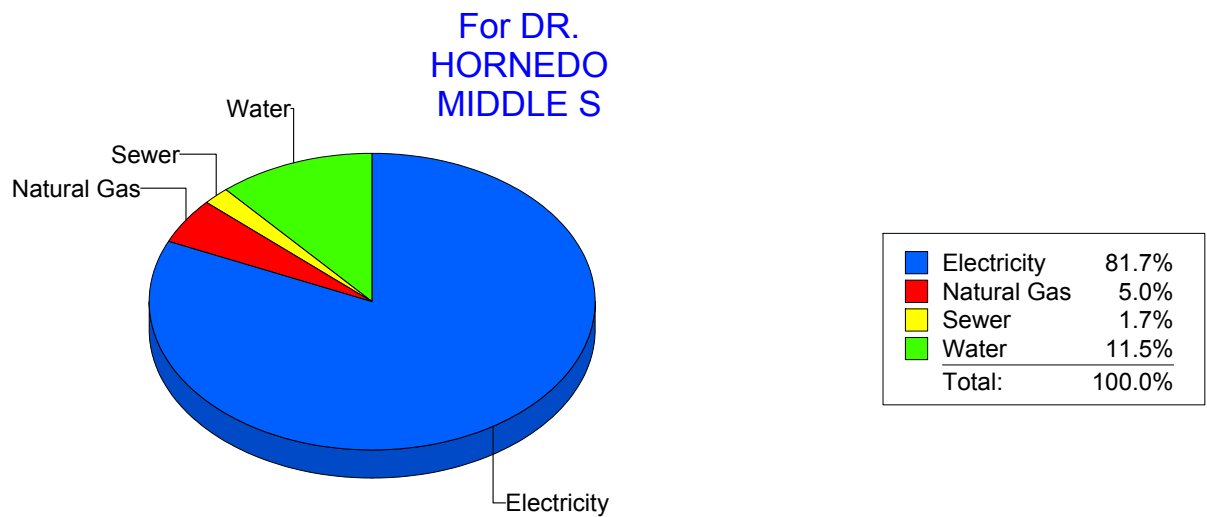
Energy CAP

Cost Avoidance Program

Cost Summary Graph

Grouped by Energy Type

Energy Type	Use	Units	Total Cost	Avg Unit Cost	% of Total Cost
Site: DR. HORNEDO MIDDLE S - DR. HORNEDO MIDDLE S					
Electricity	170,000	KWH	\$20,154.16	0.1186	81.75%
Natural Gas	1,656	CCF	\$1,244.67	0.7516	5.05%
Water	2,173	CCF	\$2,824.81	1.3000	11.46%
Sewer	172	CCF	\$430.39	2.5023	1.75%
Total Cost:			\$24,654.03		



Filters: Cost Center Name Not Equal To DoNotReport; Site Name Not Equal To DoNotReport; Billing Period Equal To 200810

el Paso

Energy CAP

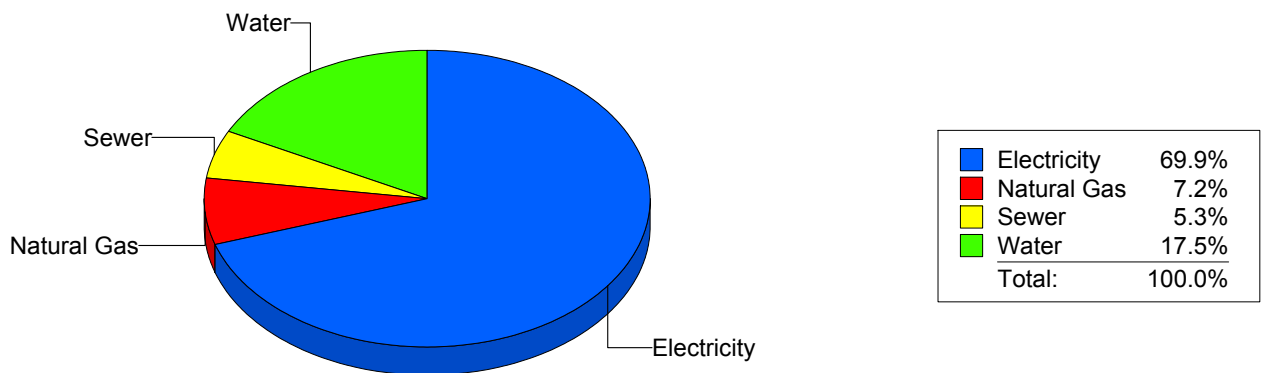
Cost Avoidance Program

Cost Summary Graph

Grouped by Energy Type

Energy Type	Use	Units	Total Cost	Avg Unit Cost	% of Total Cost
Site: DR. L.A. NIXON ELEME - DR. L.A. NIXON ELEME					
Electricity	48,620	KWH	\$6,455.73	0.1328	69.95%
Natural Gas	817	CCF	\$663.75	0.8124	7.19%
Water	568	CCF	\$1,619.11	2.8505	17.54%
Sewer	190	CCF	\$490.63	2.5823	5.32%
Total Cost:			\$9,229.22		

For DR. L.A.
NIXON ELEME



Filters: Cost Center Name Not Equal To DoNotReport; Site Name Not Equal To DoNotReport; Billing Period Equal To 200810

elpaso

Energy CAP

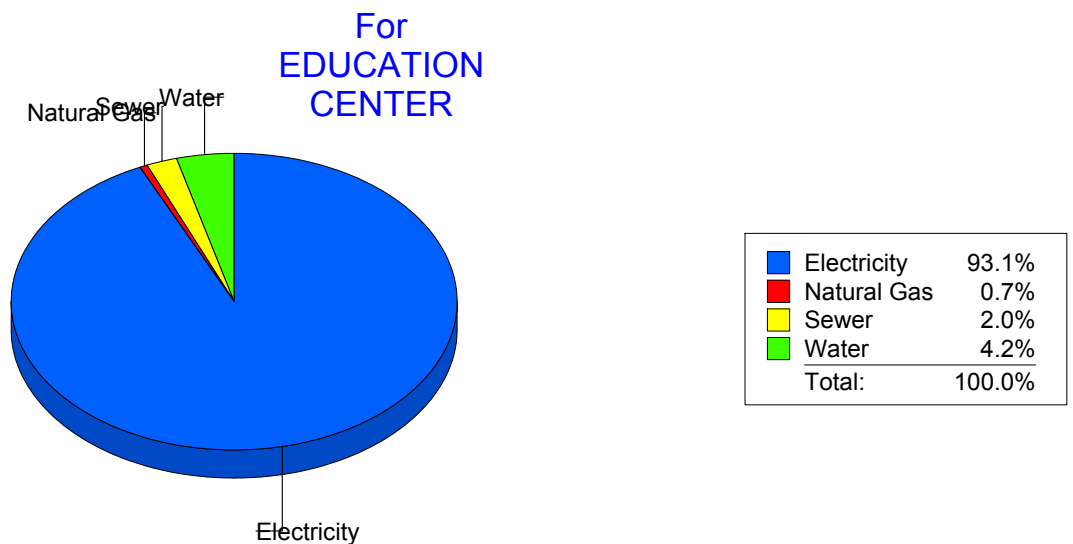
Cost Avoidance Program

Cost Summary Graph

Grouped by Energy Type

Energy Type	Use	Units	Total Cost	Avg Unit Cost	% of Total Cost
Site: EDUCATION CENTER - EDUCATION CENTER					
Electricity	295,607	KWH	\$34,216.04	0.1157	93.07%
Natural Gas	295	CCF	\$243.97	0.8270	0.66%
Water	599	CCF	\$1,556.31	2.5982	4.23%
Sewer	294	CCF	\$747.19	2.5415	2.03%

Total Cost: \$36,763.51



Filters: Cost Center Name Not Equal To DoNotReport; Site Name Not Equal To DoNotReport; Billing Period Equal To 200810

elpaso

Energy CAP

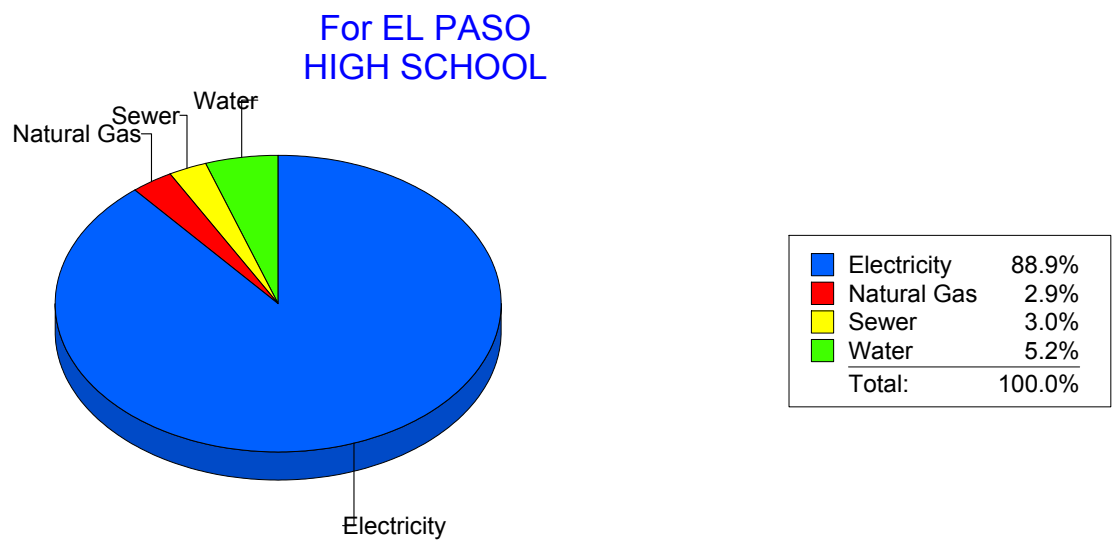
Cost Avoidance Program

Cost Summary Graph

Grouped by Energy Type

Energy Type	Use	Units	Total Cost	Avg Unit Cost	% of Total Cost
Site: EL PASO HIGH SCHOOL - EL PASO HIGH SCHOOL					
Electricity	169,803	KWH	\$23,469.27	0.1382	88.95%
Natural Gas	789	CCF	\$757.10	0.9596	2.87%
Water	609	CCF	\$1,377.48	2.2619	5.22%
Sewer	340	CCF	\$781.36	2.2981	2.96%

Total Cost: \$26,385.21



Filters: Cost Center Name Not Equal To DoNotReport; Site Name Not Equal To DoNotReport; Billing Period Equal To 200810

elpaso

Energy CAP

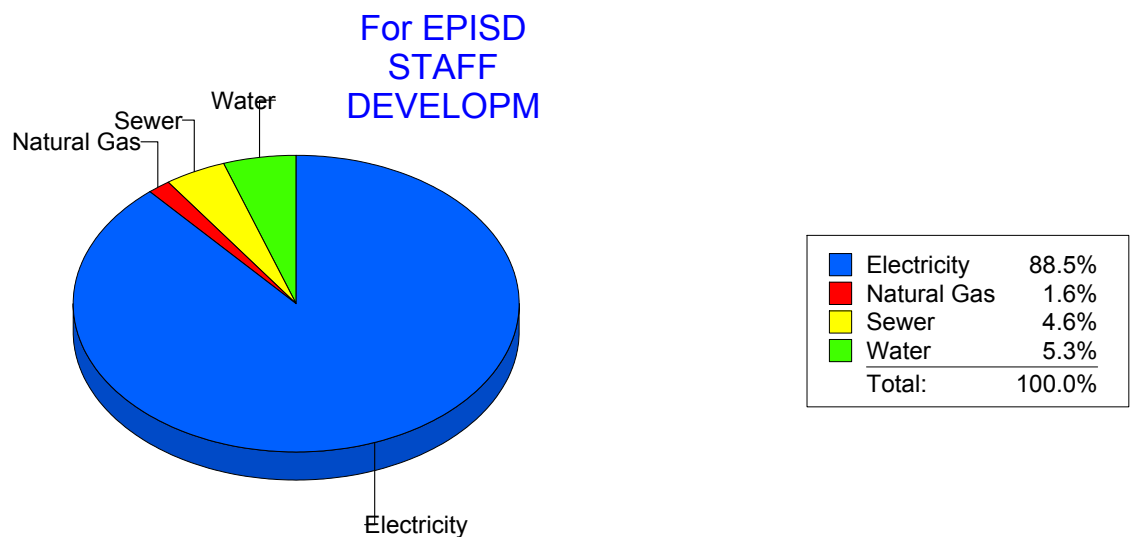
Cost Avoidance Program

Cost Summary Graph

Grouped by Energy Type

Energy Type	Use	Units	Total Cost	Avg Unit Cost	% of Total Cost
Site: EPISD STAFF DEVELOPM - EPISD STAFF DEVELOPM					
Electricity	17,000	KWH	\$2,353.59	0.1384	88.55%
Natural Gas	15	CCF	\$42.96	2.8640	1.62%
Water	50	CCF	\$139.64	2.7928	5.25%
Sewer	57	CCF	\$121.87	2.1381	4.58%

Total Cost: \$2,658.06



Filters: Cost Center Name Not Equal To DoNotReport; Site Name Not Equal To DoNotReport; Billing Period Equal To 200810

elpaso

Energy CAP

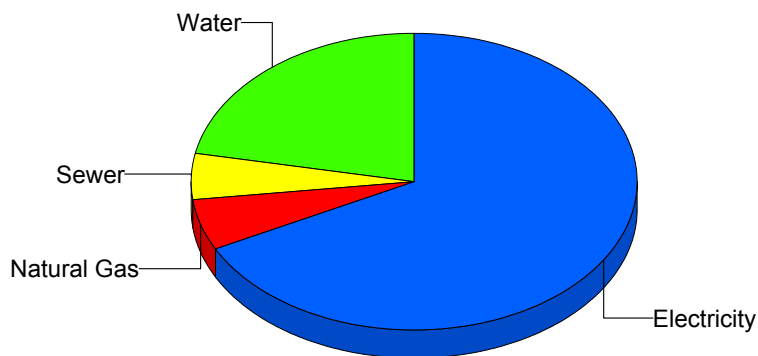
Cost Avoidance Program

Cost Summary Graph

Grouped by Energy Type

Energy Type	Use	Units	Total Cost	Avg Unit Cost	% of Total Cost
Site: FANNIN ELEMENTARY - FANNIN ELEMENTARY					
Electricity	26,064	KWH	\$4,599.73	0.1765	67.62%
Natural Gas	382	CCF	\$374.62	0.9807	5.51%
Water	635	CCF	\$1,493.31	2.3517	21.95%
Sewer	106	CCF	\$334.47	3.1554	4.92%
Total Cost:			\$6,802.13		

For FANNIN
ELEMENTARY



Electricity	67.6%
Natural Gas	5.5%
Sewer	4.9%
Water	22.0%
Total:	100.0%

Filters: Cost Center Name Not Equal To DoNotReport; Site Name Not Equal To DoNotReport; Billing Period Equal To 200810

el paso

Energy CAP

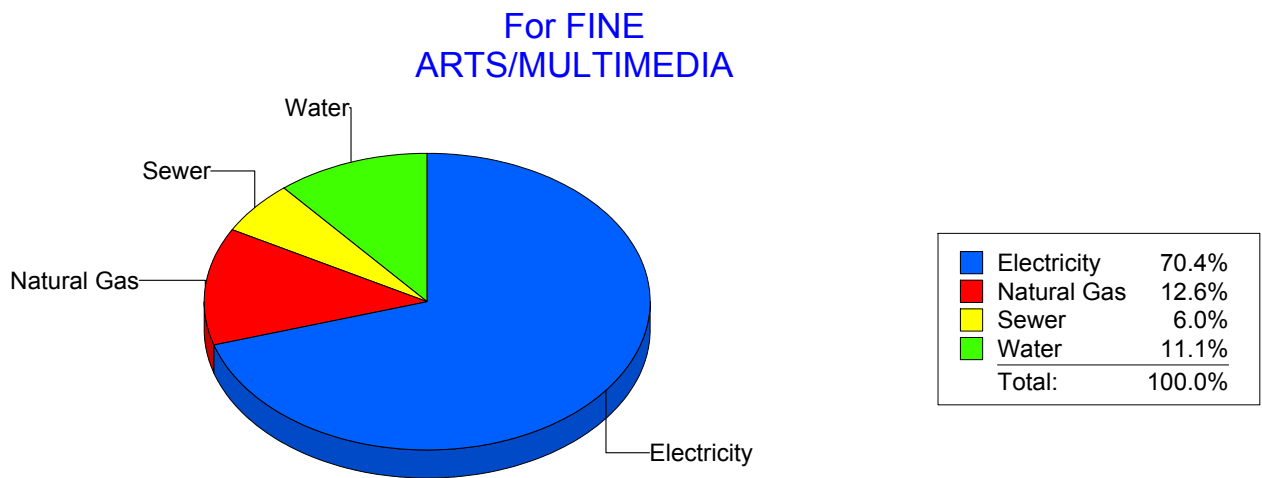
Cost Avoidance Program

Cost Summary Graph

Grouped by Energy Type

Energy Type	Use	Units	Total Cost	Avg Unit Cost	% of Total Cost
Site: FINE ARTS/MULTIMEDIA - FINE ARTS/MULTIMEDIA					
Electricity	8,863	KWH	\$1,409.74	0.1591	70.35%
Natural Gas	306	CCF	\$252.25	0.8243	12.59%
Water	90	CCF	\$222.38	2.4709	11.10%
Sewer	96	CCF	\$119.39	1.2436	5.96%

Total Cost: \$2,003.76



Filters: Cost Center Name Not Equal To DoNotReport; Site Name Not Equal To DoNotReport; Billing Period Equal To 200810

elpaso

Energy CAP

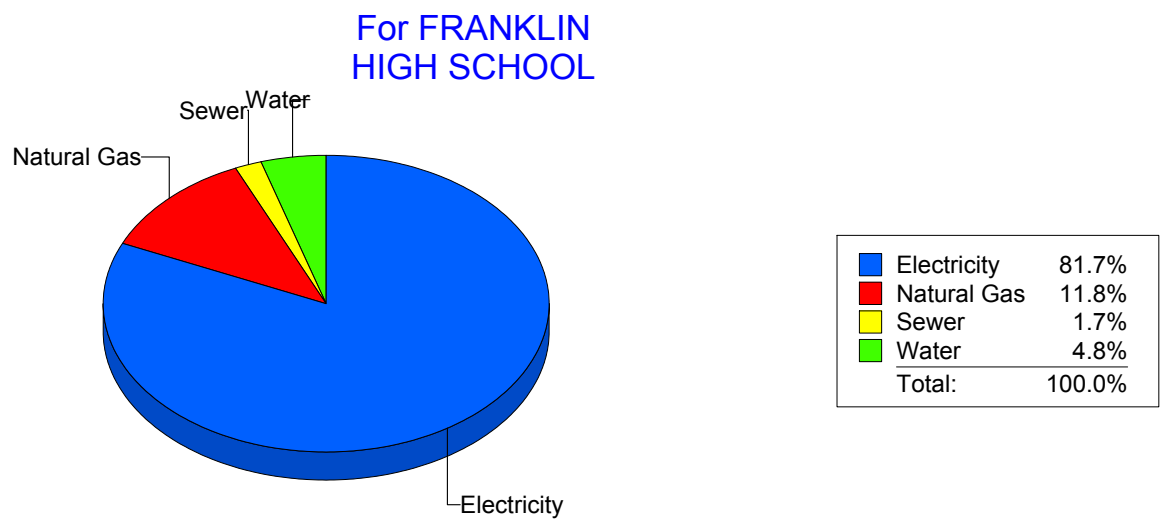
Cost Avoidance Program

Cost Summary Graph

Grouped by Energy Type

Energy Type	Use	Units	Total Cost	Avg Unit Cost	% of Total Cost
Site: FRANKLIN HIGH SCHOOL - FRANKLIN HIGH SCHOOL					
Electricity	255,700	KWH	\$34,590.18	0.1353	81.69%
Natural Gas	6,779	CCF	\$4,988.80	0.7359	11.78%
Water	920	CCF	\$2,035.74	2.2128	4.81%
Sewer	407	CCF	\$728.84	1.7908	1.72%

Total Cost: \$42,343.56



Filters: Cost Center Name Not Equal To DoNotReport; Site Name Not Equal To DoNotReport; Billing Period Equal To 200810

elpaso

Energy CAP

Cost Avoidance Program

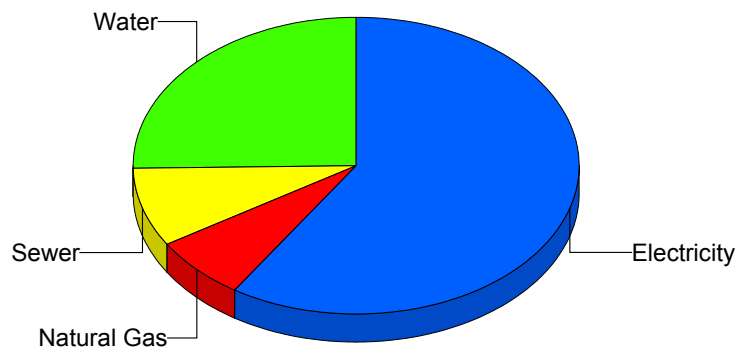
Cost Summary Graph

Grouped by Energy Type

Energy Type	Use	Units	Total Cost	Avg Unit Cost	% of Total Cost
Site: GREEN ELEMENTARY SCH - GREEN ELEMENTARY SCH					
Electricity	29,400	KWH	\$3,869.89	0.1316	59.19%
Natural Gas	533	CCF	\$455.80	0.8552	6.97%
Water	611	CCF	\$1,659.11	2.7154	25.37%
Sewer	220	CCF	\$553.59	2.5163	8.47%

Total Cost: \$6,538.39

For GREEN
ELEMENTARY
SCH



Electricity	59.2%
Natural Gas	7.0%
Sewer	8.5%
Water	25.4%
Total:	100.0%

Filters: Cost Center Name Not Equal To DoNotReport; Site Name Not Equal To DoNotReport; Billing Period Equal To 200810

el paso

Energy CAP

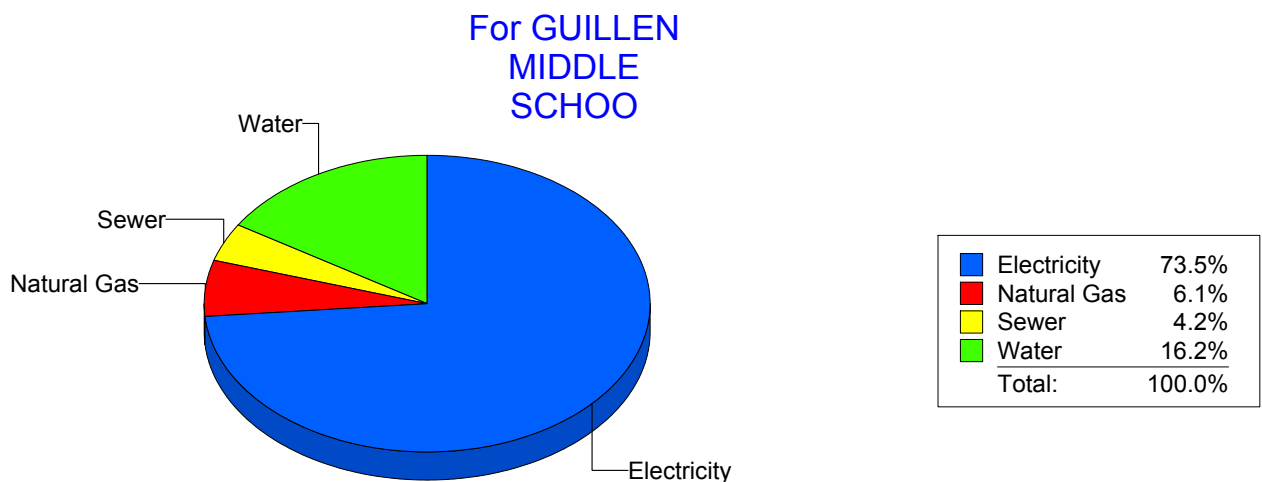
Cost Avoidance Program

Cost Summary Graph

Grouped by Energy Type

Energy Type	Use	Units	Total Cost	Avg Unit Cost	% of Total Cost
Site: GUILLEN MIDDLE SCHOO - GUILLEN MIDDLE SCHOO					
Electricity	92,240	KWH	\$10,924.16	0.1184	73.48%
Natural Gas	1,160	CCF	\$913.67	0.7876	6.15%
Water	1,027	CCF	\$2,407.81	2.3445	16.20%
Sewer	332	CCF	\$621.49	1.8720	4.18%

Total Cost: \$14,867.13



Filters: Cost Center Name Not Equal To DoNotReport; Site Name Not Equal To DoNotReport; Billing Period Equal To 200810

elpaso

Energy CAP

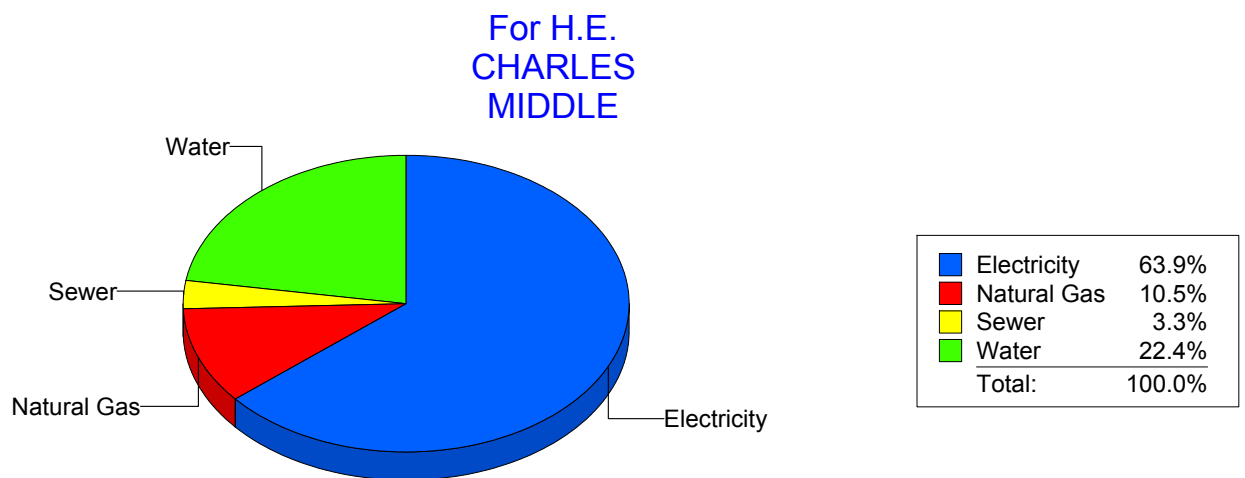
Cost Avoidance Program

Cost Summary Graph

Grouped by Energy Type

Energy Type	Use	Units	Total Cost	Avg Unit Cost	% of Total Cost
Site: H.E. CHARLES MIDDLE - H.E. CHARLES MIDDLE					
Electricity	72,100	KWH	\$9,253.44	0.1283	63.86%
Natural Gas	2,029	CCF	\$1,517.76	0.7480	10.48%
Water	935	CCF	\$3,247.02	3.4727	22.41%
Sewer	204	CCF	\$471.03	2.3090	3.25%

Total Cost: \$14,489.25



Filters: Cost Center Name Not Equal To DoNotReport; Site Name Not Equal To DoNotReport; Billing Period Equal To 200810

elpaso

Energy CAP

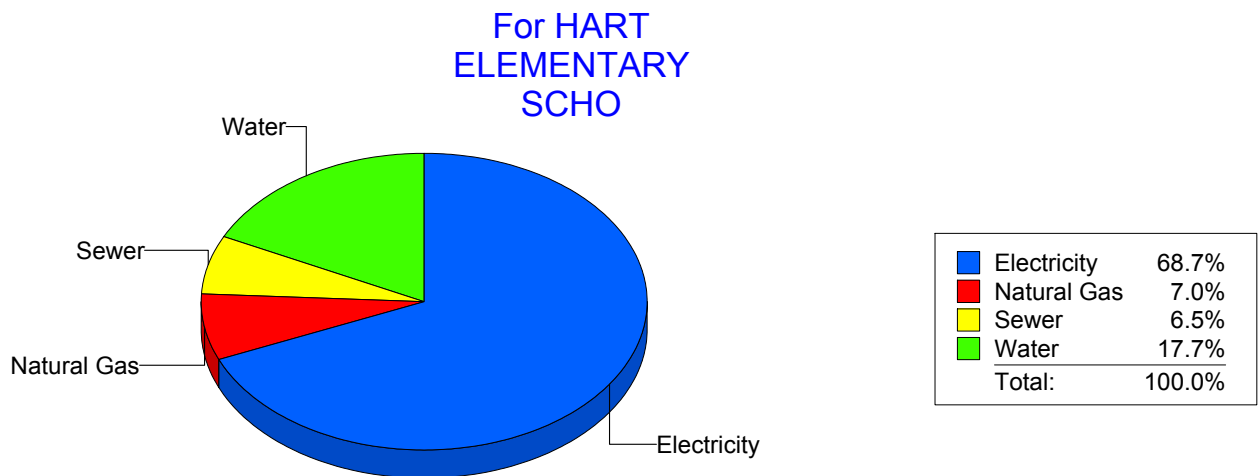
Cost Avoidance Program

Cost Summary Graph

Grouped by Energy Type

Energy Type	Use	Units	Total Cost	Avg Unit Cost	% of Total Cost
Site: HART ELEMENTARY SCHO - HART ELEMENTARY SCHO					
Electricity	28,213	KWH	\$4,041.27	0.1432	68.75%
Natural Gas	517	CCF	\$410.70	0.7944	6.99%
Water	441	CCF	\$1,042.49	2.3639	17.73%
Sewer	189	CCF	\$383.94	2.0314	6.53%

Total Cost: \$5,878.40



Filters: Cost Center Name Not Equal To DoNotReport; Site Name Not Equal To DoNotReport; Billing Period Equal To 200810

elpaso

Energy CAP

Cost Avoidance Program

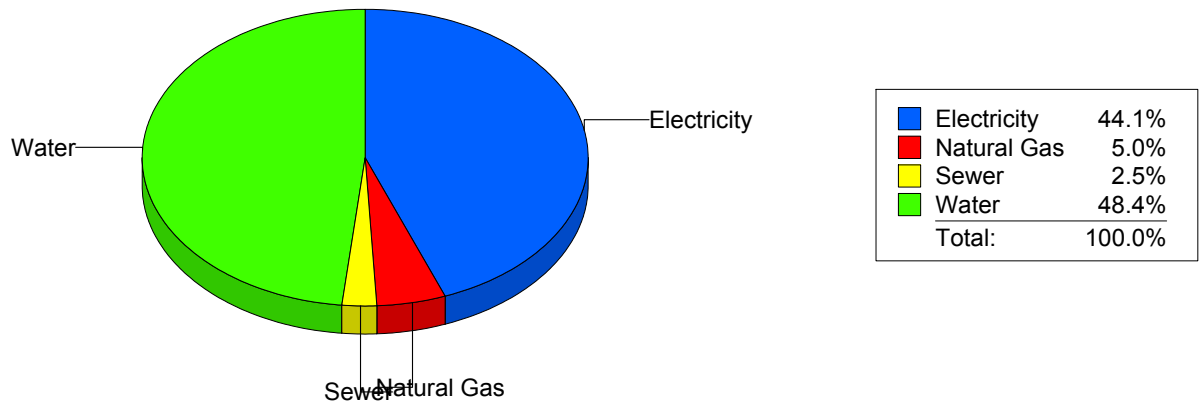
Cost Summary Graph

Grouped by Energy Type

Energy Type	Use	Units	Total Cost	Avg Unit Cost	% of Total Cost
Site: HAWKINS ELEMENTARY S - HAWKINS ELEMENTARY S					
Electricity	25,813	KWH	\$3,220.71	0.1248	44.11%
Natural Gas	452	CCF	\$362.13	0.8012	4.96%
Water	752	CCF	\$3,533.87	4.6993	48.40%
Sewer	47	CCF	\$184.17	3.9185	2.52%

Total Cost: \$7,300.88

For HAWKINS
ELEMENTARY
S



Filters: Cost Center Name Not Equal To DoNotReport; Site Name Not Equal To DoNotReport; Billing Period Equal To 200810

elpaso

Energy CAP

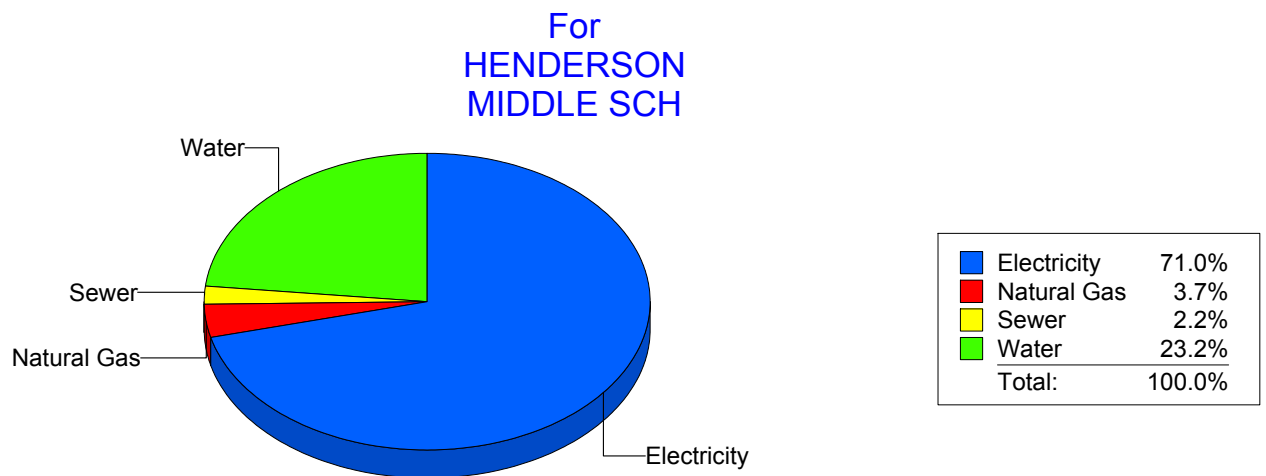
Cost Avoidance Program

Cost Summary Graph

Grouped by Energy Type

Energy Type	Use	Units	Total Cost	Avg Unit Cost	% of Total Cost
Site: HENDERSON MIDDLE SCH - HENDERSON MIDDLE SCH					
Electricity	62,323	KWH	\$7,732.50	0.1241	70.98%
Natural Gas	500	CCF	\$398.26	0.7965	3.66%
Water	830	CCF	\$2,527.95	3.0457	23.21%
Sewer	136	CCF	\$234.96	1.7276	2.16%

Total Cost: \$10,893.67



Filters: Cost Center Name Not Equal To DoNotReport; Site Name Not Equal To DoNotReport; Billing Period Equal To 200810

elpaso

Energy CAP

Cost Avoidance Program

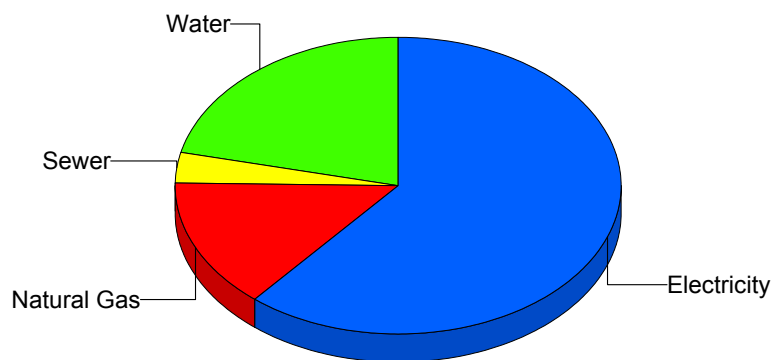
Cost Summary Graph

Grouped by Energy Type

Energy Type	Use	Units	Total Cost	Avg Unit Cost	% of Total Cost
Site: HERCULES COTTAGES - HERCULES COTTAGES					
Electricity	4,007	KWH	\$745.18	0.1860	61.18%
Natural Gas	0	CCF	\$170.09	0.0000	13.96%
Water	63	CCF	\$259.71	4.1224	21.32%
Sewer	10	CCF	\$43.03	4.3030	3.53%

Total Cost: \$1,218.01

For HERCULES
COTTAGES



Electricity	61.2%
Natural Gas	14.0%
Sewer	3.5%
Water	21.3%
Total:	100.0%

Filters: Cost Center Name Not Equal To DoNotReport; Site Name Not Equal To DoNotReport; Billing Period Equal To 200810

elpaso

Energy CAP

Cost Avoidance Program

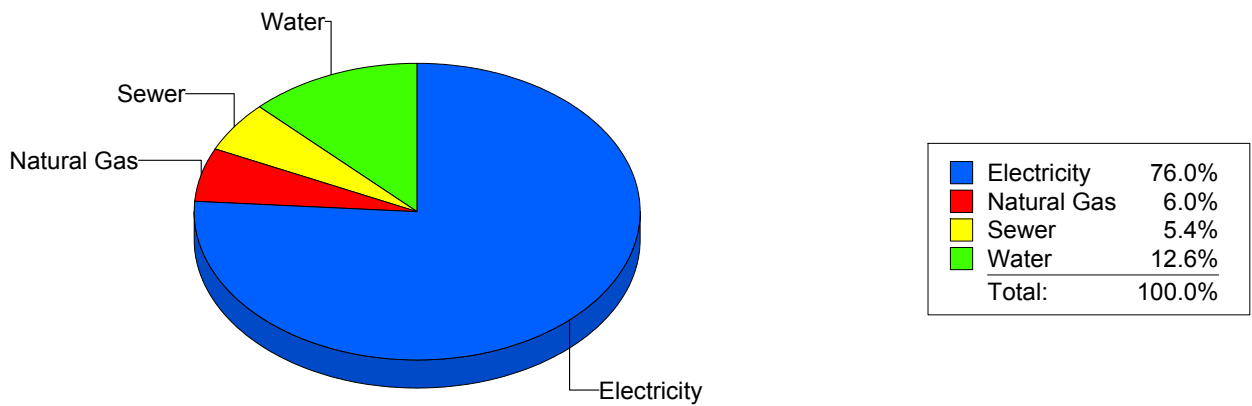
Cost Summary Graph

Grouped by Energy Type

Energy Type	Use	Units	Total Cost	Avg Unit Cost	% of Total Cost
Site: HILLSIDE ELEMENTARY - HILLSIDE ELEMENTARY					
Electricity	36,486	KWH	\$5,752.56	0.1577	76.02%
Natural Gas	455	CCF	\$451.11	0.9915	5.96%
Water	382	CCF	\$954.30	2.4982	12.61%
Sewer	198	CCF	\$409.40	2.0677	5.41%

Total Cost: \$7,567.37

For HILLSIDE
ELEMENTARY



Filters: Cost Center Name Not Equal To DoNotReport; Site Name Not Equal To DoNotReport; Billing Period Equal To 200810

elpaso

Energy CAP

Cost Avoidance Program

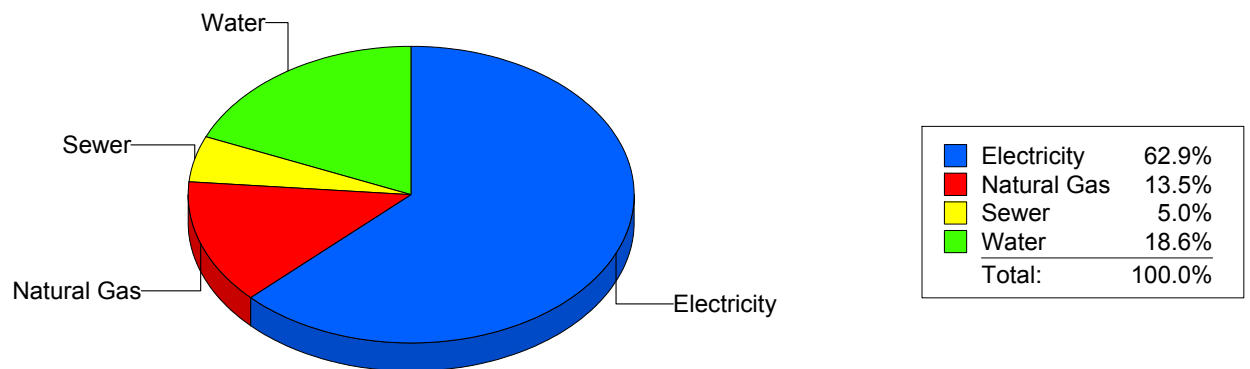
Cost Summary Graph

Grouped by Energy Type

Energy Type	Use	Units	Total Cost	Avg Unit Cost	% of Total Cost
Site: HOUSTON INTERMEDIATE - HOUSTON INTERMEDIATE					
Electricity	26,495	KWH	\$3,450.22	0.1302	62.90%
Natural Gas	885	CCF	\$738.93	0.8349	13.47%
Water	247	CCF	\$1,021.45	4.1354	18.62%
Sewer	51	CCF	\$274.73	5.3869	5.01%

Total Cost: \$5,485.33

For HOUSTON
INTERMEDIATE



Filters: Cost Center Name Not Equal To DoNotReport; Site Name Not Equal To DoNotReport; Billing Period Equal To 200810

elpaso

Energy CAP

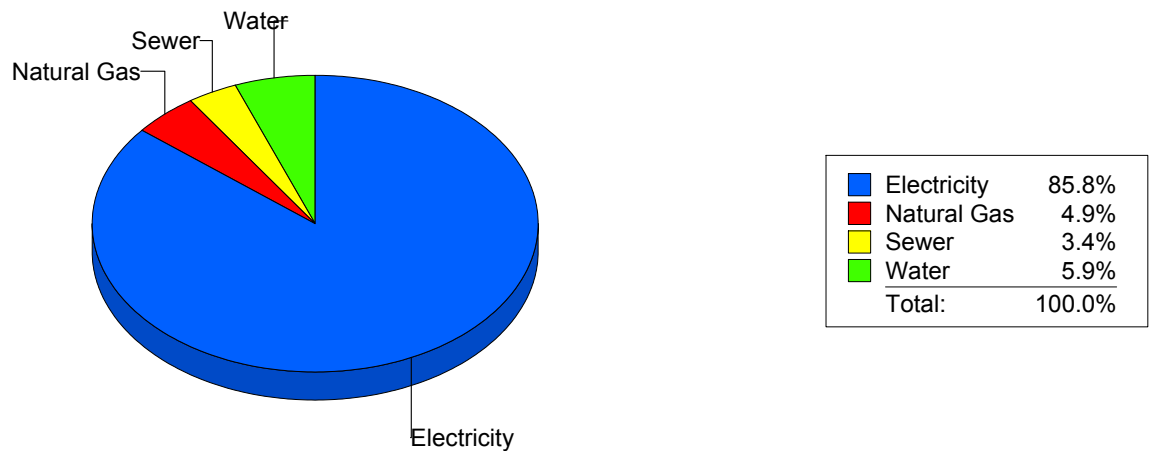
Cost Avoidance Program

Cost Summary Graph

Grouped by Energy Type

Energy Type	Use	Units	Total Cost	Avg Unit Cost	% of Total Cost
Site: MOYE - HR Moye					
Electricity	59,520	KWH	\$8,070.38	0.1356	85.80%
Natural Gas	581	CCF	\$457.56	0.7875	4.86%
Water	147	CCF	\$556.07	3.7828	5.91%
Sewer	87	CCF	\$322.44	3.7062	3.43%
Total Cost:			\$9,406.45		

For HR Moye



Filters: Cost Center Name Not Equal To DoNotReport; Site Name Not Equal To DoNotReport; Billing Period Equal To 200810

el Paso

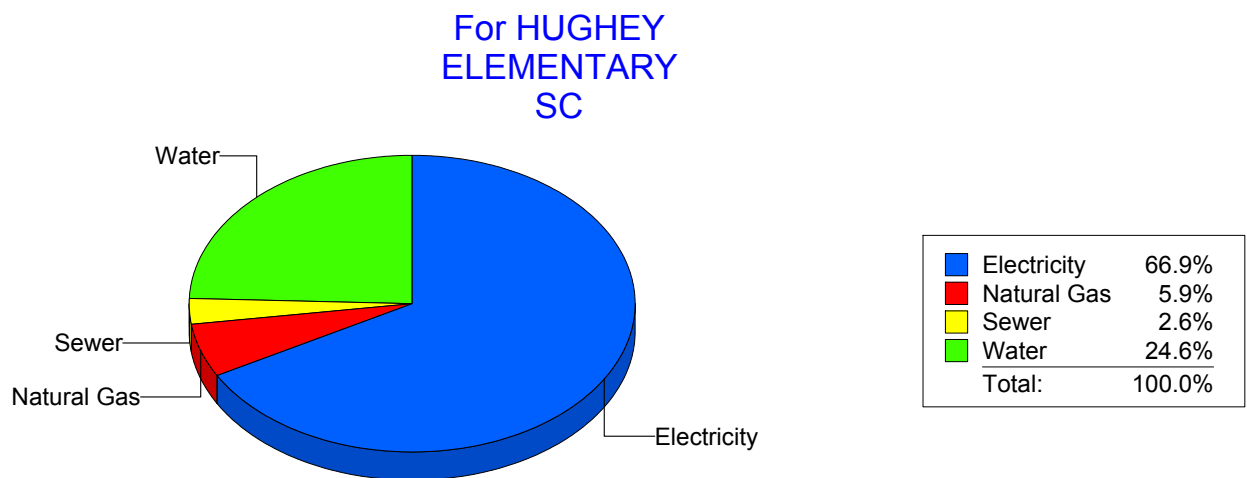
Energy CAP

Cost Avoidance Program

Cost Summary Graph

Grouped by Energy Type

Energy Type	Use	Units	Total Cost	Avg Unit Cost	% of Total Cost
Site: HUGHEY ELEMENTARY SC - HUGHEY ELEMENTARY SC					
Electricity	29,600	KWH	\$4,602.65	0.1555	66.92%
Natural Gas	509	CCF	\$404.85	0.7954	5.89%
Water	474	CCF	\$1,689.50	3.5643	24.57%
Sewer	93	CCF	\$180.35	1.9392	2.62%
Total Cost:			\$6,877.35		



Filters: Cost Center Name Not Equal To DoNotReport; Site Name Not Equal To DoNotReport; Billing Period Equal To 200810

elpaso

Energy CAP

Cost Avoidance Program

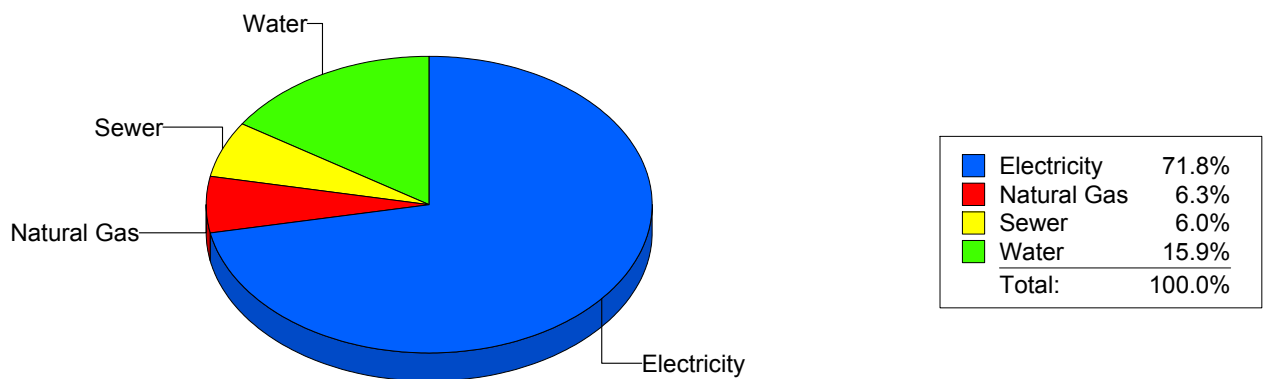
Cost Summary Graph

Grouped by Energy Type

Energy Type	Use	Units	Total Cost	Avg Unit Cost	% of Total Cost
Site: IRVIN HIGH SCHOOL - IRVIN HIGH SCHOOL					
Electricity	129,787	KWH	\$16,394.38	0.1263	71.83%
Natural Gas	1,878	CCF	\$1,440.32	0.7669	6.31%
Water	1,953	CCF	\$3,623.94	1.8556	15.88%
Sewer	967	CCF	\$1,365.70	1.4123	5.98%

Total Cost: \$22,824.34

For IRVIN HIGH SCHOOL



Filters: Cost Center Name Not Equal To DoNotReport; Site Name Not Equal To DoNotReport; Billing Period Equal To 200810

elpaso

Energy CAP

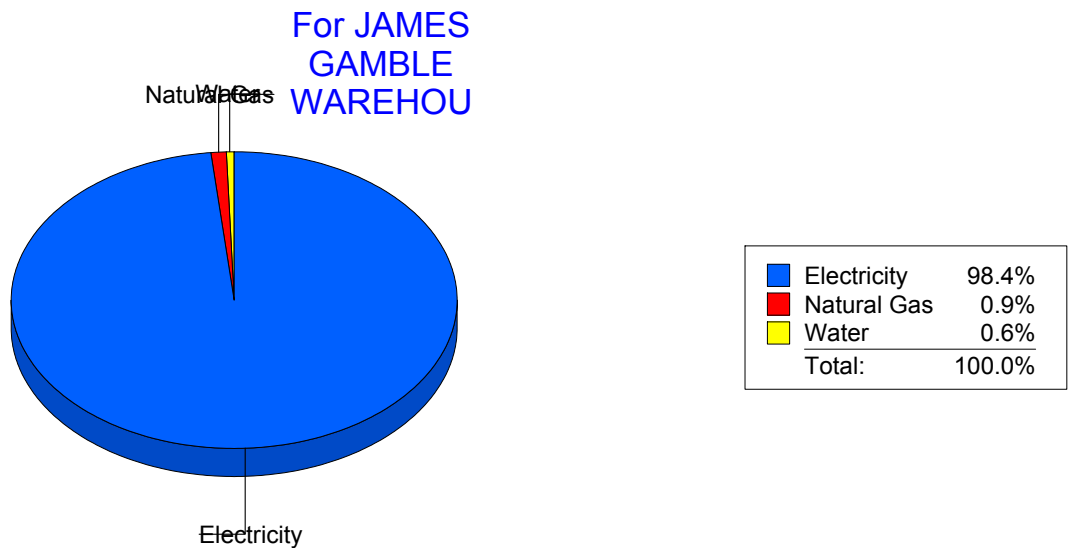
Cost Avoidance Program

Cost Summary Graph

Grouped by Energy Type

Energy Type	Use	Units	Total Cost	Avg Unit Cost	% of Total Cost
Site: JAMES GAMBLE WAREHOU - JAMES GAMBLE WAREHOU					
Electricity	41,500	KWH	\$5,612.03	0.1352	98.43%
Natural Gas	31	CCF	\$53.41	1.7229	0.94%
Water	0	CCF	\$36.36	0.0000	0.64%

Total Cost: \$5,701.80



Filters: Cost Center Name Not Equal To DoNotReport; Site Name Not Equal To DoNotReport; Billing Period Equal To 200810

el Paso

Energy CAP

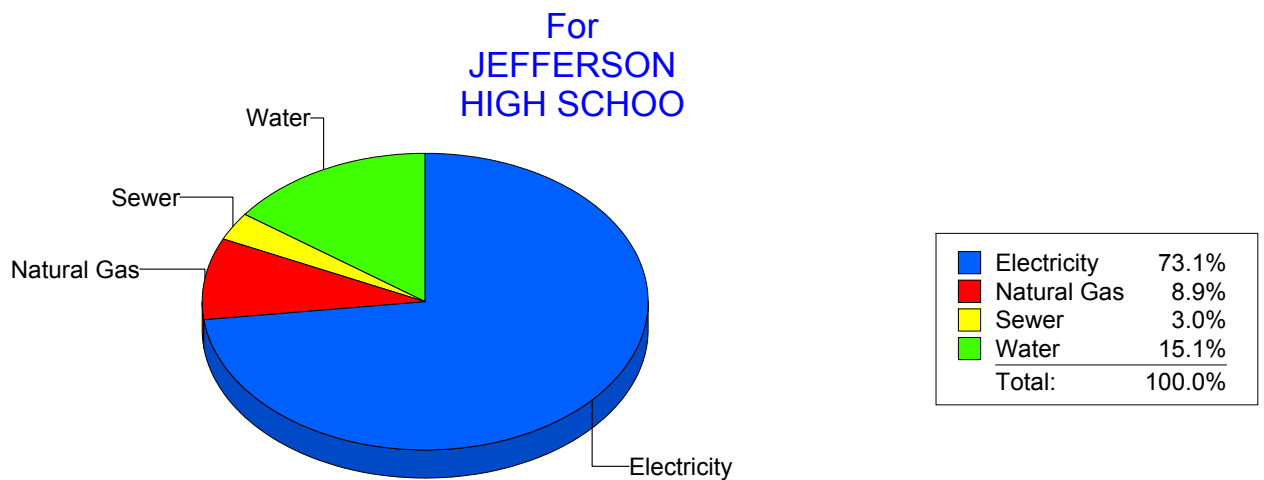
Cost Avoidance Program

Cost Summary Graph

Grouped by Energy Type

Energy Type	Use	Units	Total Cost	Avg Unit Cost	% of Total Cost
Site: JEFFERSON HIGH SCHOO - JEFFERSON HIGH SCHOO					
Electricity	123,188	KWH	\$16,072.21	0.1305	73.06%
Natural Gas	2,349	CCF	\$1,956.85	0.8331	8.90%
Water	984	CCF	\$3,312.44	3.3663	15.06%
Sewer	245	CCF	\$655.70	2.6763	2.98%

Total Cost: \$21,997.20



Filters: Cost Center Name Not Equal To DoNotReport; Site Name Not Equal To DoNotReport; Billing Period Equal To 200810

elpaso

Energy CAP

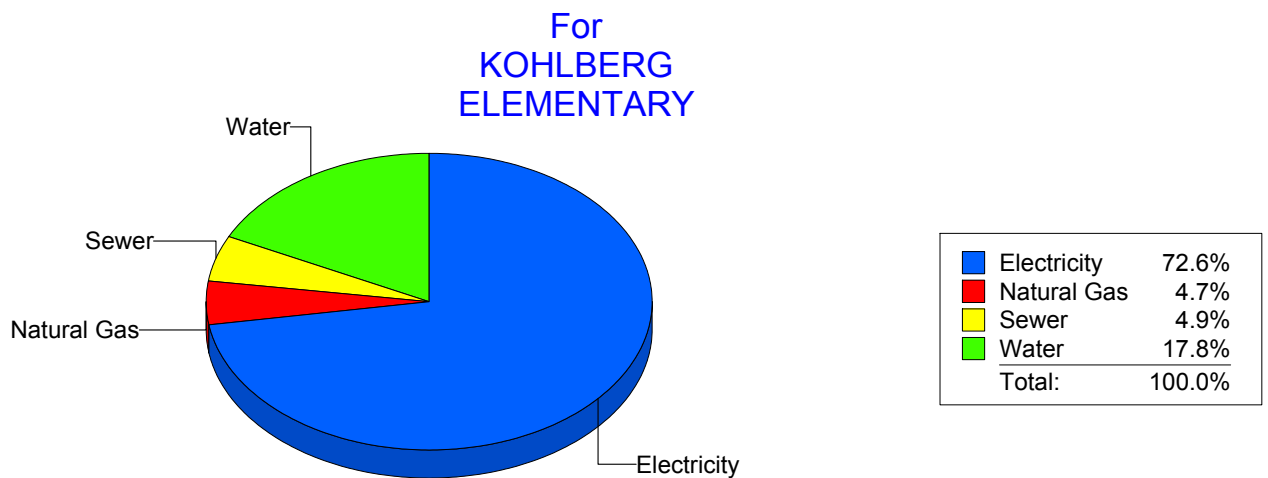
Cost Avoidance Program

Cost Summary Graph

Grouped by Energy Type

Energy Type	Use	Units	Total Cost	Avg Unit Cost	% of Total Cost
Site: KOHLBERG ELEMENTARY - KOHLBERG ELEMENTARY					
Electricity	47,800	KWH	\$7,039.70	0.1473	72.64%
Natural Gas	574	CCF	\$452.44	0.7882	4.67%
Water	647	CCF	\$1,727.87	2.6706	17.83%
Sewer	228	CCF	\$471.57	2.0683	4.87%

Total Cost: \$9,691.58



Filters: Cost Center Name Not Equal To DoNotReport; Site Name Not Equal To DoNotReport; Billing Period Equal To 200810

elpaso

Energy CAP

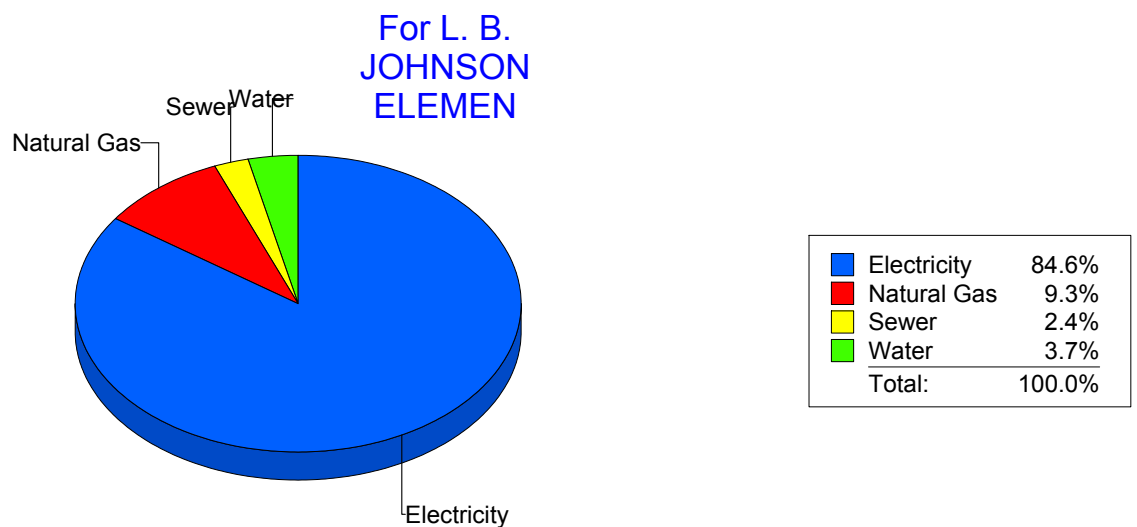
Cost Avoidance Program

Cost Summary Graph

Grouped by Energy Type

Energy Type	Use	Units	Total Cost	Avg Unit Cost	% of Total Cost
Site: L. B. JOHNSON ELEMEN - L. B. JOHNSON ELEMEN					
Electricity	65,900	KWH	\$9,505.96	0.1442	84.59%
Natural Gas	1,338	CCF	\$1,044.92	0.7810	9.30%
Water	212	CCF	\$414.39	1.9547	3.69%
Sewer	156	CCF	\$272.23	1.7451	2.42%

Total Cost: \$11,237.50



Filters: Cost Center Name Not Equal To DoNotReport; Site Name Not Equal To DoNotReport; Billing Period Equal To 200810

elpaso

Energy CAP

Cost Avoidance Program

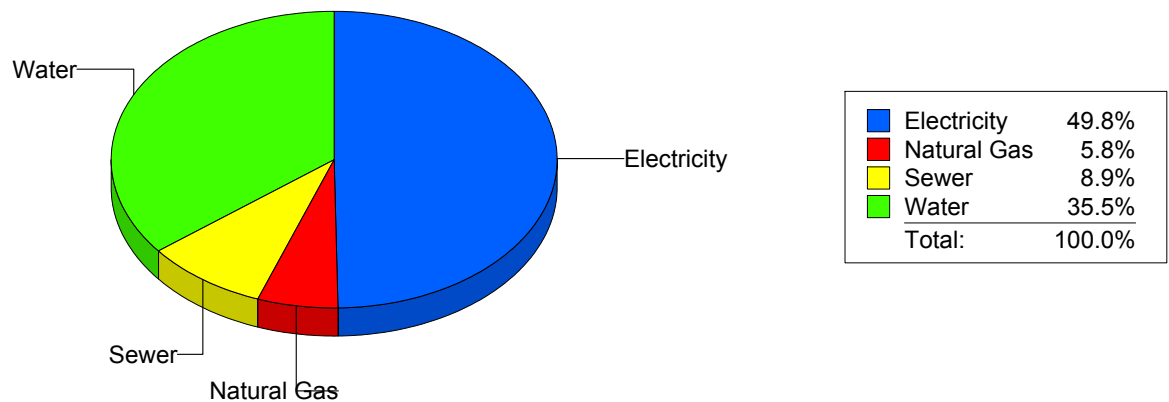
Cost Summary Graph

Grouped by Energy Type

Energy Type	Use	Units	Total Cost	Avg Unit Cost	% of Total Cost
Site: LAMAR ELEMENTARY SCH - LAMAR ELEMENTARY SCH					
Electricity	26,700	KWH	\$3,998.54	0.1498	49.84%
Natural Gas	496	CCF	\$462.00	0.9315	5.76%
Water	962	CCF	\$2,851.27	2.9639	35.54%
Sewer	294	CCF	\$710.84	2.4178	8.86%

Total Cost: \$8,022.65

For LAMAR
ELEMENTARY
SCH



Filters: Cost Center Name Not Equal To DoNotReport; Site Name Not Equal To DoNotReport; Billing Period Equal To 200810

elpaso

Energy CAP

Cost Avoidance Program

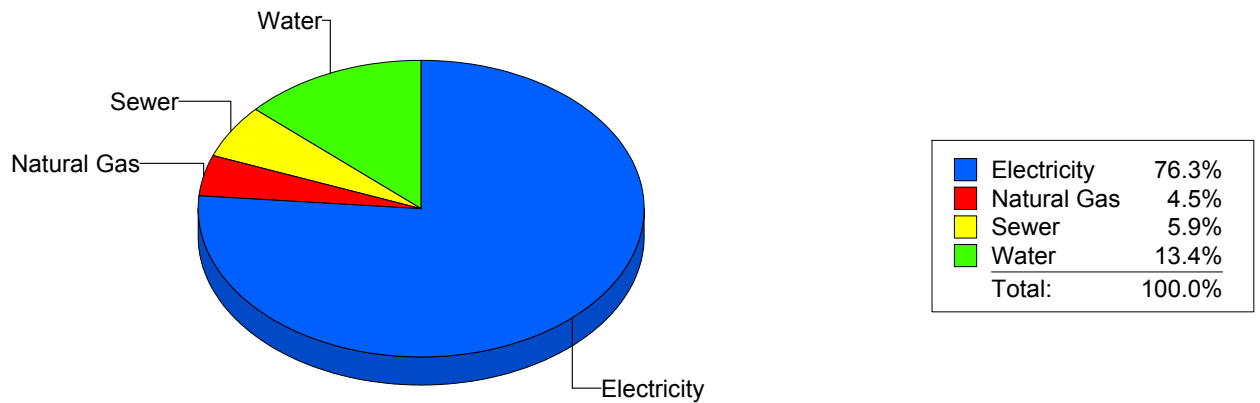
Cost Summary Graph

Grouped by Energy Type

Energy Type	Use	Units	Total Cost	Avg Unit Cost	% of Total Cost
Site: LEE ELEMENTARY - LEE ELEMENTARY					
Electricity	36,995	KWH	\$5,357.97	0.1448	76.27%
Natural Gas	323	CCF	\$317.10	0.9817	4.51%
Water	285	CCF	\$938.72	3.2938	13.36%
Sewer	102	CCF	\$411.19	4.0313	5.85%

Total Cost: \$7,024.98

For LEE
ELEMENTARY



Filters: Cost Center Name Not Equal To DoNotReport; Site Name Not Equal To DoNotReport; Billing Period Equal To 200810

el paso

Energy CAP

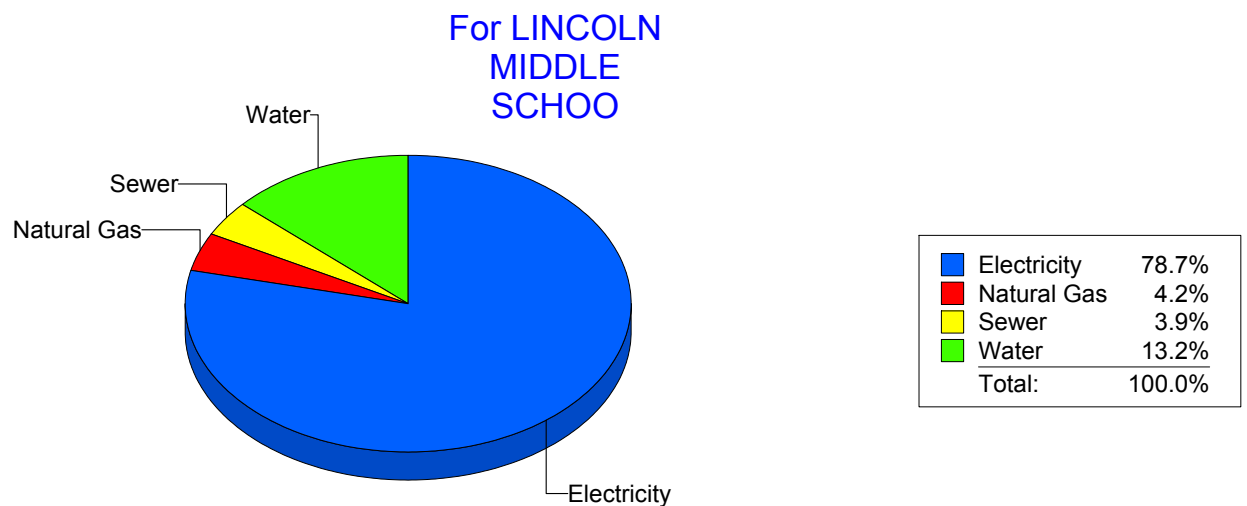
Cost Avoidance Program

Cost Summary Graph

Grouped by Energy Type

Energy Type	Use	Units	Total Cost	Avg Unit Cost	% of Total Cost
Site: LINCOLN MIDDLE SCHOO - LINCOLN MIDDLE SCHOO					
Electricity	128,150	KWH	\$16,966.33	0.1324	78.74%
Natural Gas	1,183	CCF	\$898.34	0.7594	4.17%
Water	1,324	CCF	\$2,850.34	2.1528	13.23%
Sewer	546	CCF	\$831.03	1.5220	3.86%

Total Cost: \$21,546.04



Filters: Cost Center Name Not Equal To DoNotReport; Site Name Not Equal To DoNotReport; Billing Period Equal To 200810

el Paso

Energy CAP

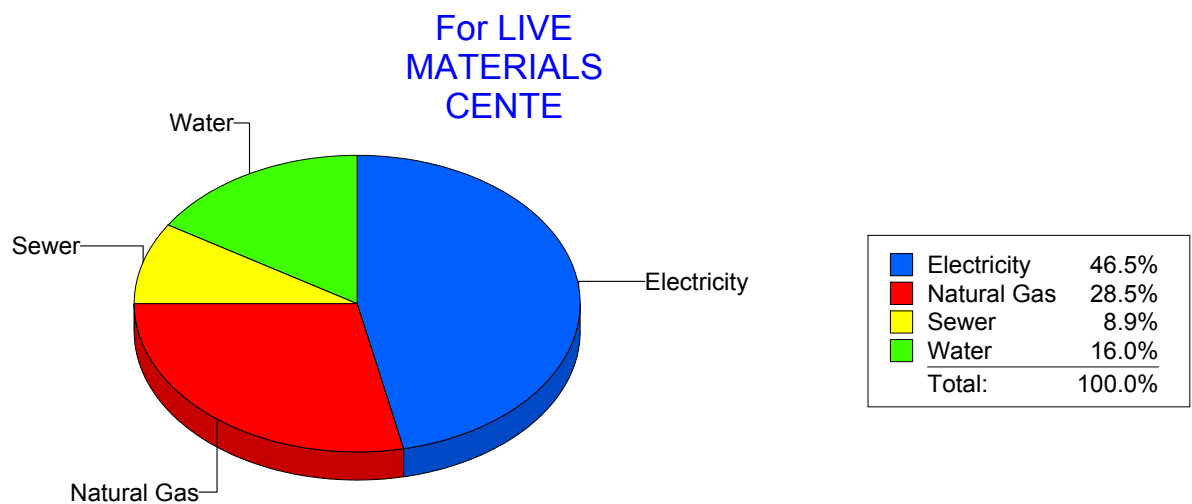
Cost Avoidance Program

Cost Summary Graph

Grouped by Energy Type

Energy Type	Use	Units	Total Cost	Avg Unit Cost	% of Total Cost
Site: LIVE MATERIALS CENTE - LIVE MATERIALS CENTE					
Electricity		536 KWH	\$119.36	0.2227	46.55%
Natural Gas		10 CCF	\$73.15	7.3150	28.53%
Water		13 CCF	\$41.15	3.1654	16.05%
Sewer		2 CCF	\$22.76	11.3800	8.88%

Total Cost: \$256.42



Filters: Cost Center Name Not Equal To DoNotReport; Site Name Not Equal To DoNotReport; Billing Period Equal To 200810

el Paso

Energy CAP

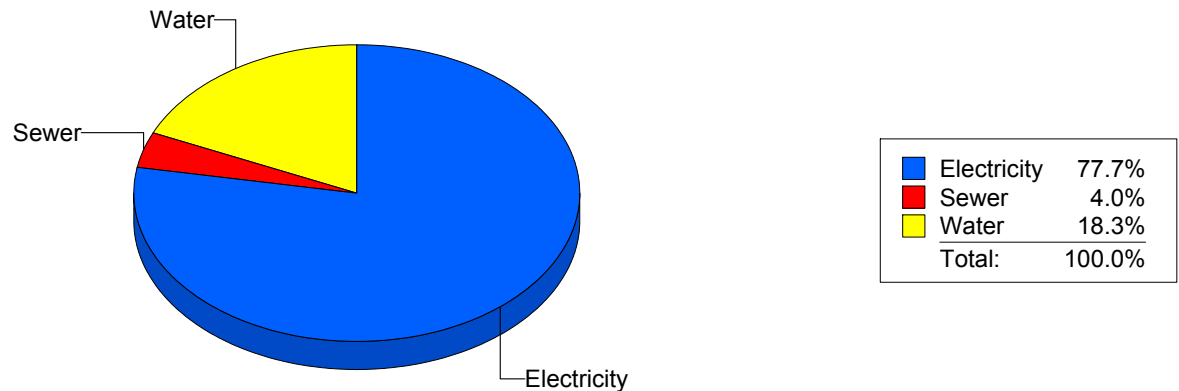
Cost Avoidance Program

Cost Summary Graph

Grouped by Energy Type

Energy Type	Use	Units	Total Cost	Avg Unit Cost	% of Total Cost
Site: LOGAN ELEMENTARY - LOGAN ELEMENTARY					
Electricity	28,100	KWH	\$3,643.76	0.1297	77.73%
Water	312	CCF	\$856.07	2.7438	18.26%
Sewer	99	CCF	\$187.97	1.8987	4.01%
Total Cost:			\$4,687.80		

For LOGAN
ELEMENTARY

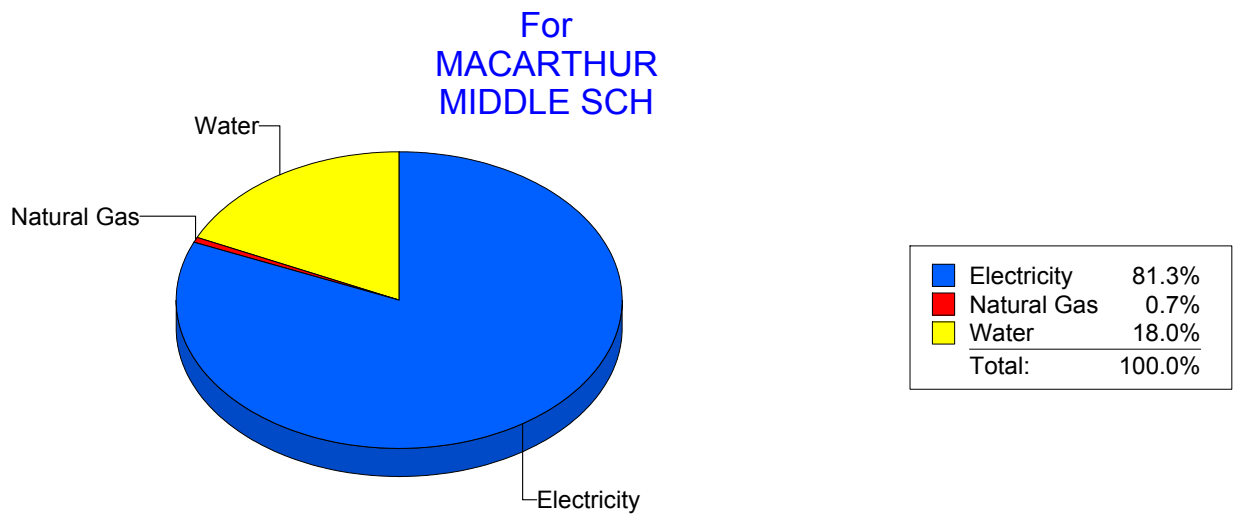


Filters: Cost Center Name Not Equal To DoNotReport; Site Name Not Equal To DoNotReport; Billing Period Equal To 200810

Cost Summary Graph

Grouped by Energy Type

Energy Type	Use	Units	Total Cost	Avg Unit Cost	% of Total Cost
Site: MACARTHUR MIDDLE SCH - MACARTHUR MIDDLE SCH					
Electricity	75,520	KWH	\$10,590.09	0.1402	81.30%
Natural Gas	97	CCF	\$95.31	0.9826	0.73%
Water	666	CCF	\$2,340.80	3.5147	17.97%
Total Cost:			\$13,026.20		



Filters: Cost Center Name Not Equal To DoNotReport; Site Name Not Equal To DoNotReport; Billing Period Equal To 200810

elpaso

Energy CAP

Cost Avoidance Program

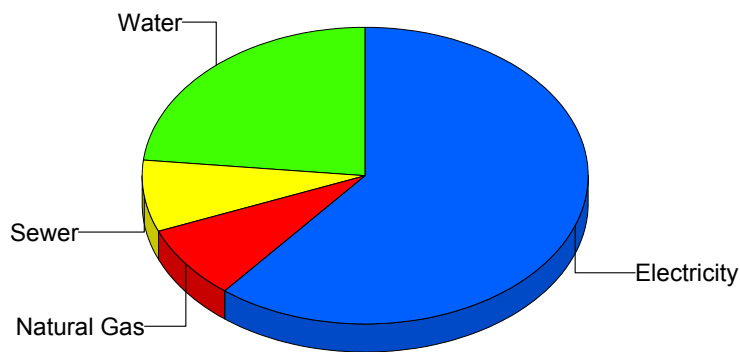
Cost Summary Graph

Grouped by Energy Type

Energy Type	Use	Units	Total Cost	Avg Unit Cost	% of Total Cost
Site: MAGOFFIN MIDDLE SCHO - MAGOFFIN MIDDLE SCHO					
Electricity	19,945	KWH	\$2,867.02	0.1437	60.87%
Natural Gas	472	CCF	\$377.04	0.7988	8.01%
Water	393	CCF	\$1,096.31	2.7896	23.28%
Sewer	124	CCF	\$369.43	2.9793	7.84%

Total Cost: \$4,709.80

For MAGOFFIN
MIDDLE SCHO



Electricity	60.9%
Natural Gas	8.0%
Sewer	7.8%
Water	23.3%
Total:	100.0%

Filters: Cost Center Name Not Equal To DoNotReport; Site Name Not Equal To DoNotReport; Billing Period Equal To 200810

el Paso

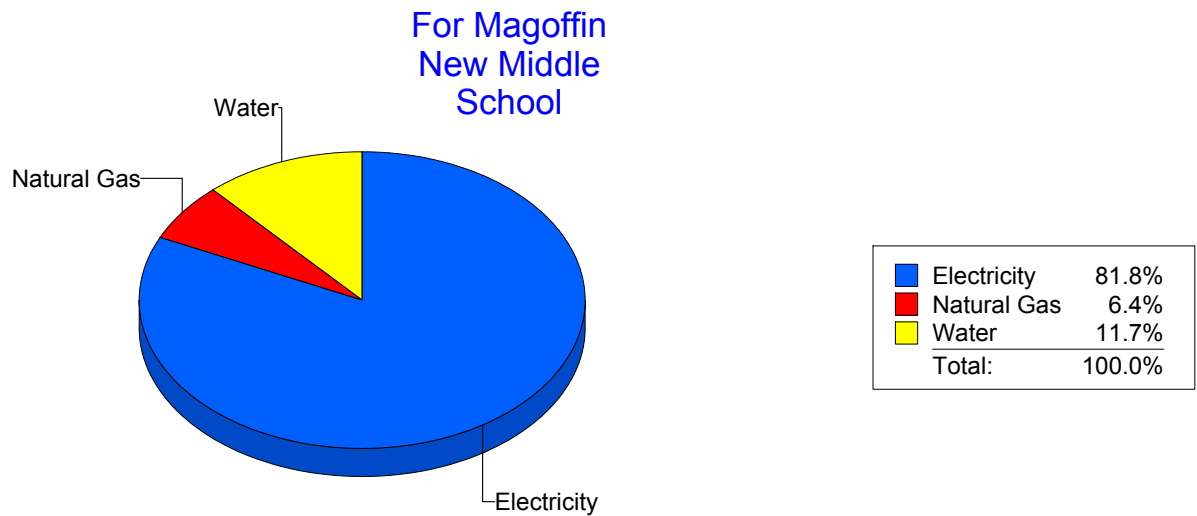
Energy CAP

Cost Avoidance Program

Cost Summary Graph

Grouped by Energy Type

Energy Type	Use	Units	Total Cost	Avg Unit Cost	% of Total Cost
Site: MAGOFFINMIDDLESCHOOLN047 - Magoffin New Middle School					
Electricity	120,800	KWH	\$14,893.21	0.1233	81.84%
Natural Gas	1,553	CCF	\$1,169.24	0.7529	6.42%
Water	565	CCF	\$2,136.31	3.7811	11.74%
Total Cost:			\$18,198.76		



Filters: Cost Center Name Not Equal To DoNotReport; Site Name Not Equal To DoNotReport; Billing Period Equal To 200810

el Paso

Energy CAP

Cost Avoidance Program

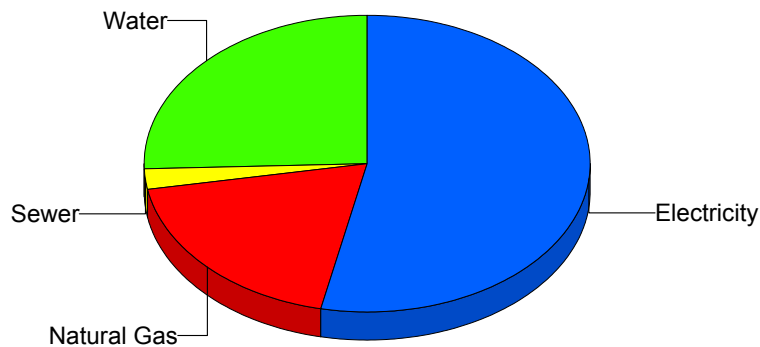
Cost Summary Graph

Grouped by Energy Type

Energy Type	Use	Units	Total Cost	Avg Unit Cost	% of Total Cost
Site: MAXINE SILVA MAGNET - MAXINE SILVA MAGNET					
Electricity	61,800	KWH	\$7,201.25	0.1165	53.27%
Natural Gas	3,450	CCF	\$2,553.60	0.7402	18.89%
Water	878	CCF	\$3,459.28	3.9400	25.59%
Sewer	131	CCF	\$303.98	2.3205	2.25%

Total Cost: \$13,518.11

For MAXINE
SILVA
MAGNET



Filters: Cost Center Name Not Equal To DoNotReport; Site Name Not Equal To DoNotReport; Billing Period Equal To 200810

el Paso

Energy CAP

Cost Avoidance Program

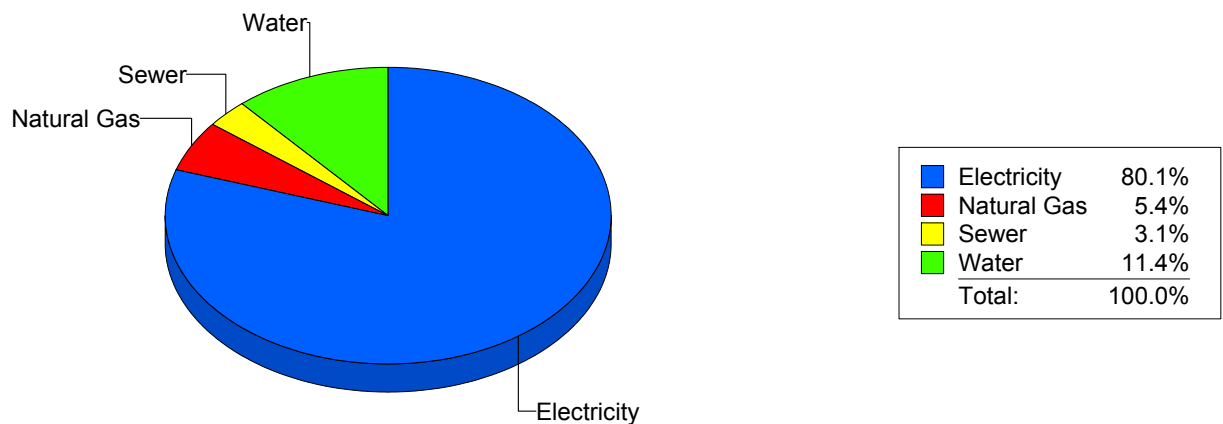
Cost Summary Graph

Grouped by Energy Type

Energy Type	Use	Units	Total Cost	Avg Unit Cost	% of Total Cost
Site: MESITA ELEMENTARY - MESITA ELEMENTARY					
Electricity	86,760	KWH	\$11,234.82	0.1295	80.14%
Natural Gas	944	CCF	\$751.76	0.7964	5.36%
Water	363	CCF	\$1,604.96	4.4214	11.45%
Sewer	170	CCF	\$427.85	2.5168	3.05%

Total Cost: \$14,019.39

For MESITA
ELEMENTARY



Filters: Cost Center Name Not Equal To DoNotReport; Site Name Not Equal To DoNotReport; Billing Period Equal To 200810

el Paso

Energy CAP

Cost Avoidance Program

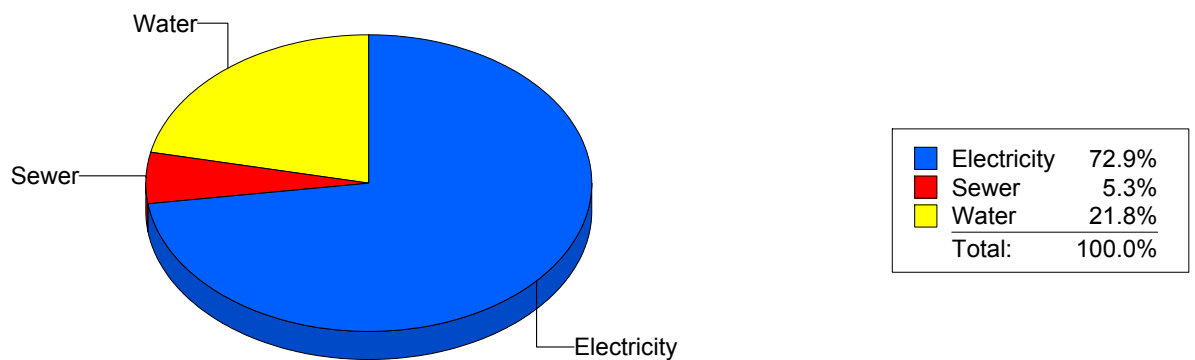
Cost Summary Graph

Grouped by Energy Type

Energy Type	Use	Units	Total Cost	Avg Unit Cost	% of Total Cost
Site: MILAM ELEMENTARY - MILAM ELEMENTARY					
Electricity	30,120	KWH	\$4,043.59	0.1342	72.89%
Water	411	CCF	\$1,207.65	2.9383	21.77%
Sewer	125	CCF	\$296.36	2.3709	5.34%

Total Cost: \$5,547.60

For MILAM
ELEMENTARY



Filters: Cost Center Name Not Equal To DoNotReport; Site Name Not Equal To DoNotReport; Billing Period Equal To 200810

elpaso

Energy CAP

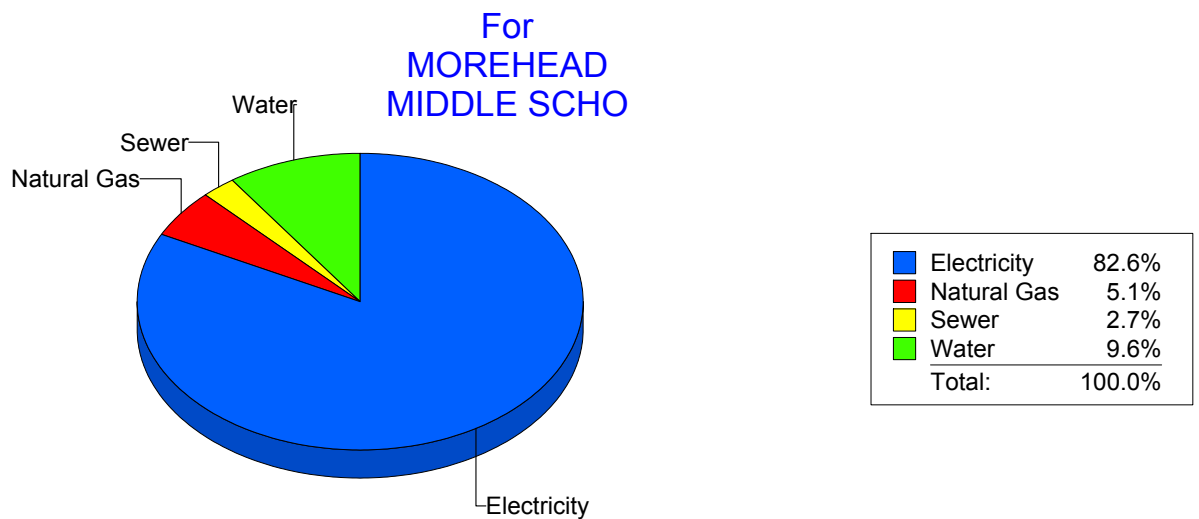
Cost Avoidance Program

Cost Summary Graph

Grouped by Energy Type

Energy Type	Use	Units	Total Cost	Avg Unit Cost	% of Total Cost
Site: MOREHEAD MIDDLE SCHO - MOREHEAD MIDDLE SCHO					
Electricity	94,440	KWH	\$13,147.18	0.1392	82.61%
Natural Gas	1,066	CCF	\$812.67	0.7624	5.11%
Water	879	CCF	\$1,530.04	1.7407	9.61%
Sewer	168	CCF	\$425.31	2.5316	2.67%

Total Cost: \$15,915.20



Filters: Cost Center Name Not Equal To DoNotReport; Site Name Not Equal To DoNotReport; Billing Period Equal To 200810

elpaso

Energy CAP

Cost Avoidance Program

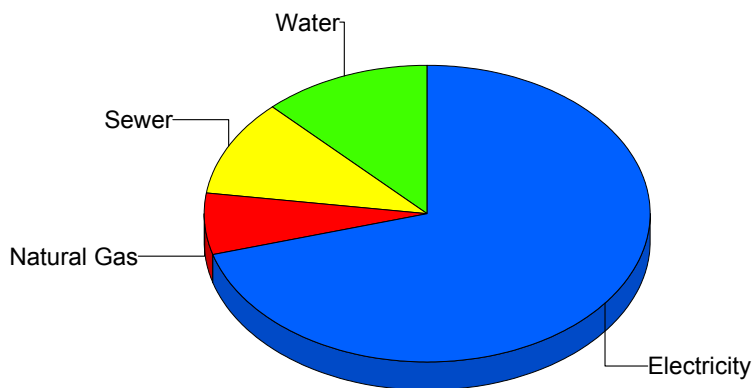
Cost Summary Graph

Grouped by Energy Type

Energy Type	Use	Units	Total Cost	Avg Unit Cost	% of Total Cost
Site: NEWMAN ELEMENTARY - NEWMAN ELEMENTARY					
Electricity	28,315	KWH	\$4,113.82	0.1453	70.61%
Natural Gas	390	CCF	\$380.85	0.9765	6.54%
Water	399	CCF	\$705.32	1.7677	12.11%
Sewer	405	CCF	\$626.07	1.5459	10.75%

Total Cost: \$5,826.06

For NEWMAN
ELEMENTARY



Electricity	70.6%
Natural Gas	6.5%
Sewer	10.7%
Water	12.1%
Total:	100.0%

Filters: Cost Center Name Not Equal To DoNotReport; Site Name Not Equal To DoNotReport; Billing Period Equal To 200810

elpaso

Energy CAP

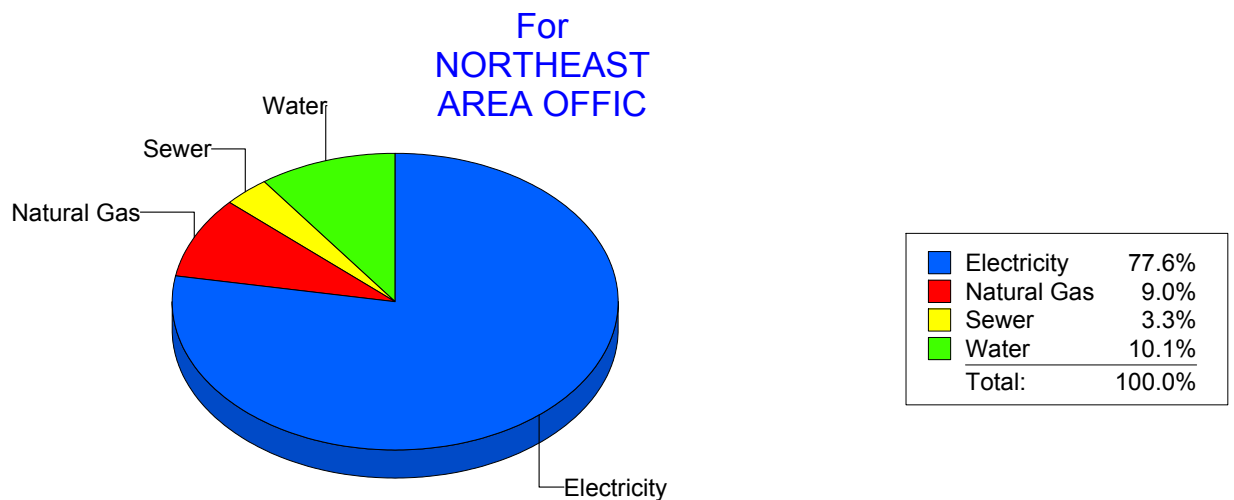
Cost Avoidance Program

Cost Summary Graph

Grouped by Energy Type

Energy Type	Use	Units	Total Cost	Avg Unit Cost	% of Total Cost
Site: NORTHEAST AREA OFFIC - NORTHEAST AREA OFFIC					
Electricity	7,120	KWH	\$1,103.97	0.1551	77.65%
Natural Gas	43	CCF	\$127.60	2.9674	8.97%
Water	31	CCF	\$143.43	4.6268	10.09%
Sewer	6	CCF	\$46.79	7.7983	3.29%

Total Cost: \$1,421.79



Filters: Cost Center Name Not Equal To DoNotReport; Site Name Not Equal To DoNotReport; Billing Period Equal To 200810

elpaso

Energy CAP

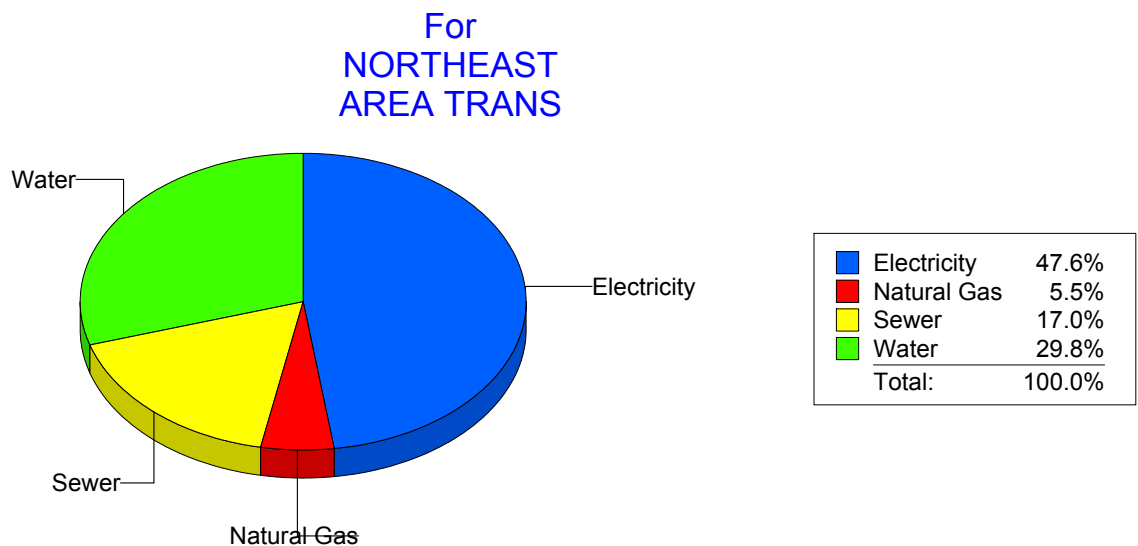
Cost Avoidance Program

Cost Summary Graph

Grouped by Energy Type

Energy Type	Use	Units	Total Cost	Avg Unit Cost	% of Total Cost
Site: NORTHEAST AREA TRANS - NORTHEAST AREA TRANS					
Electricity	6,410	KWH	\$768.37	0.1199	47.65%
Natural Gas	35	CCF	\$89.10	2.5457	5.53%
Water	131	CCF	\$480.93	3.6712	29.82%
Sewer	49	CCF	\$274.18	5.5955	17.00%

Total Cost: \$1,612.58



Filters: Cost Center Name Not Equal To DoNotReport; Site Name Not Equal To DoNotReport; Billing Period Equal To 200810

elpaso

Energy CAP

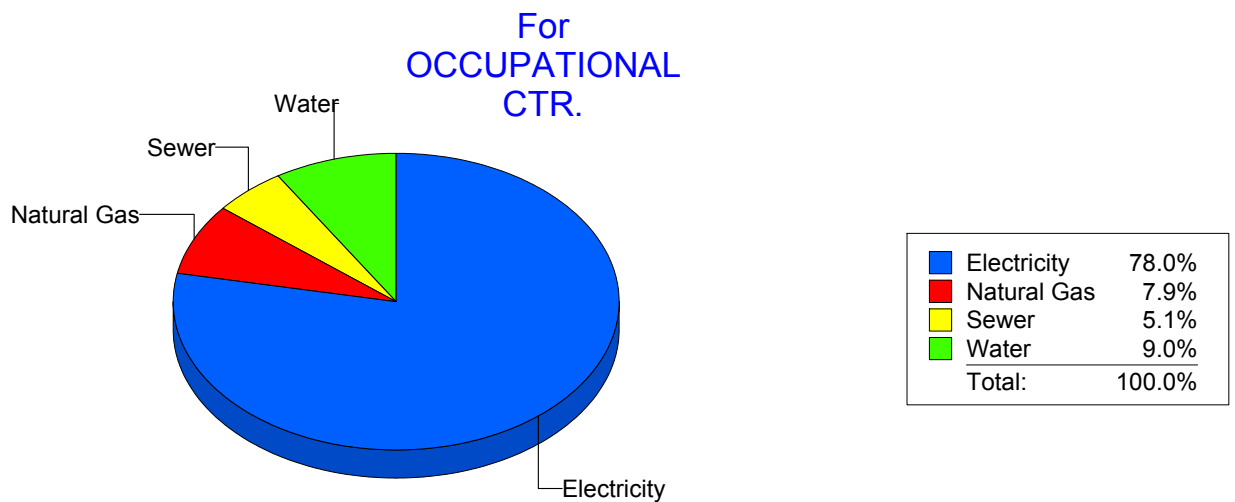
Cost Avoidance Program

Cost Summary Graph

Grouped by Energy Type

Energy Type	Use	Units	Total Cost	Avg Unit Cost	% of Total Cost
Site: OCCUPATIONAL CTR. - OCCUPATIONAL CTR.					
Electricity	8,100	KWH	\$1,179.71	0.1456	77.98%
Natural Gas	130	CCF	\$119.81	0.9216	7.92%
Water	35	CCF	\$135.81	3.8803	8.98%
Sewer	22	CCF	\$77.42	3.5191	5.12%

Total Cost: \$1,512.75



Filters: Cost Center Name Not Equal To DoNotReport; Site Name Not Equal To DoNotReport; Billing Period Equal To 200810

elpaso

Energy CAP

Cost Avoidance Program

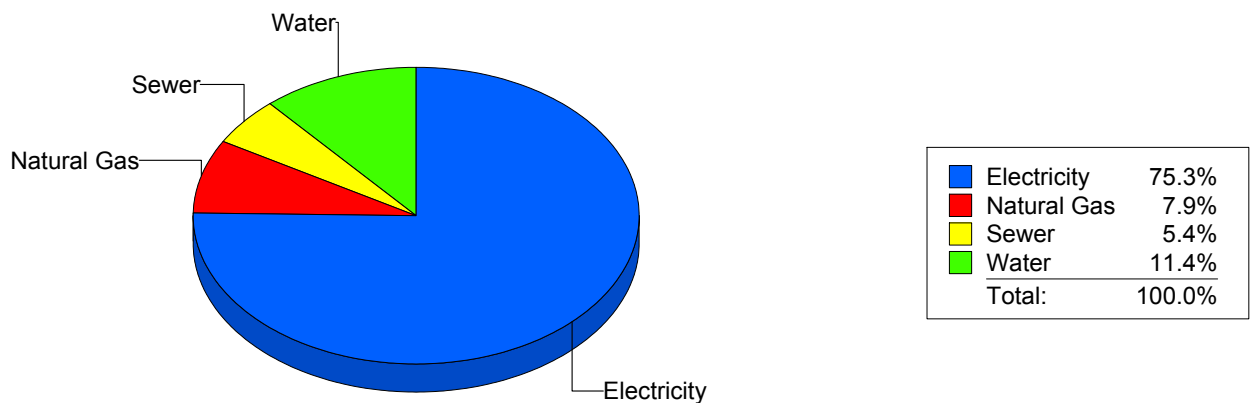
Cost Summary Graph

Grouped by Energy Type

Energy Type	Use	Units	Total Cost	Avg Unit Cost	% of Total Cost
Site: PARK ELEMENTARY - PARK ELEMENTARY					
Electricity	29,416	KWH	\$4,557.01	0.1549	75.35%
Natural Gas	529	CCF	\$480.29	0.9079	7.94%
Water	260	CCF	\$687.04	2.6425	11.36%
Sewer	118	CCF	\$323.82	2.7442	5.35%

Total Cost: \$6,048.16

For PARK
ELEMENTARY



Filters: Cost Center Name Not Equal To DoNotReport; Site Name Not Equal To DoNotReport; Billing Period Equal To 200810

elpaso

Energy CAP

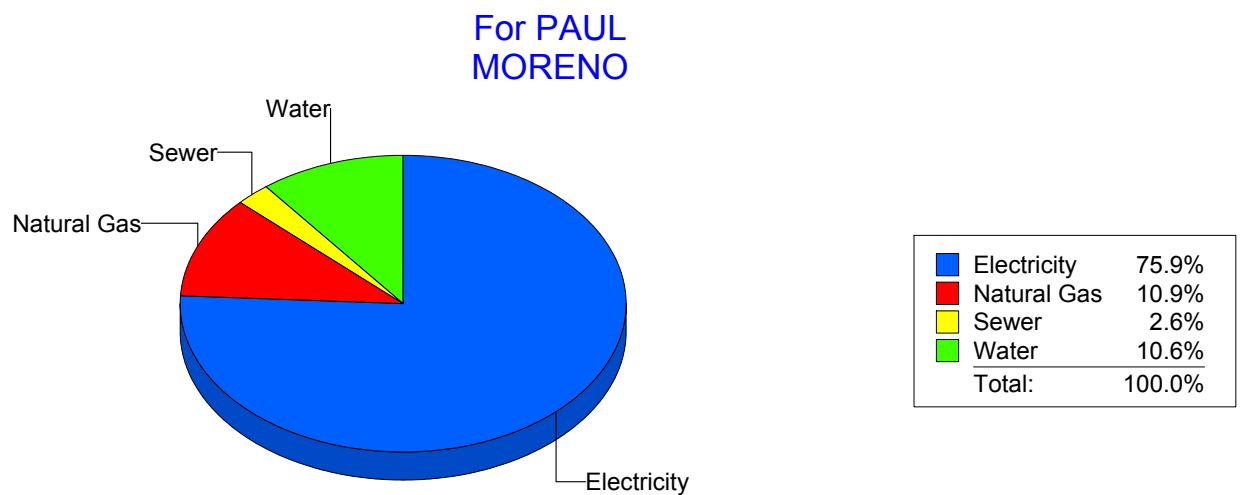
Cost Avoidance Program

Cost Summary Graph

Grouped by Energy Type

Energy Type	Use	Units	Total Cost	Avg Unit Cost	% of Total Cost
Site: PAUL MORENO - PAUL MORENO					
Electricity	73,200	KWH	\$8,965.62	0.1225	75.93%
Natural Gas	1,667	CCF	\$1,286.10	0.7715	10.89%
Water	241	CCF	\$1,247.79	5.1776	10.57%
Sewer	96	CCF	\$309.01	3.2189	2.62%

Total Cost: \$11,808.52



Filters: Cost Center Name Not Equal To DoNotReport; Site Name Not Equal To DoNotReport; Billing Period Equal To 200810

elpaso

Energy CAP

Cost Avoidance Program

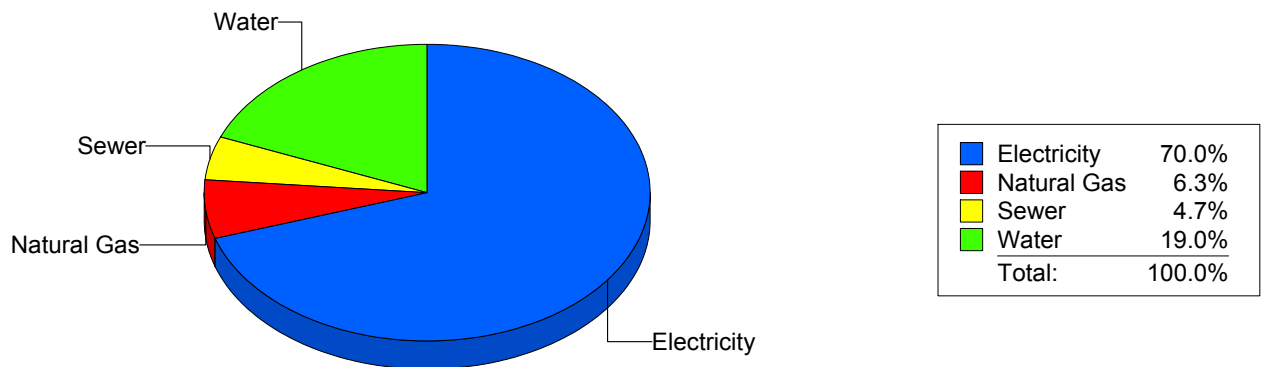
Cost Summary Graph

Grouped by Energy Type

Energy Type	Use	Units	Total Cost	Avg Unit Cost	% of Total Cost
Site: POLK ELEMENTARY - POLK ELEMENTARY					
Electricity	30,750	KWH	\$4,981.20	0.1620	69.97%
Natural Gas	523	CCF	\$448.47	0.8575	6.30%
Water	487	CCF	\$1,353.37	2.7790	19.01%
Sewer	156	CCF	\$335.73	2.1521	4.72%

Total Cost: \$7,118.77

For POLK
ELEMENTARY



Filters: Cost Center Name Not Equal To DoNotReport; Site Name Not Equal To DoNotReport; Billing Period Equal To 200810

elpaso

Energy CAP

Cost Avoidance Program

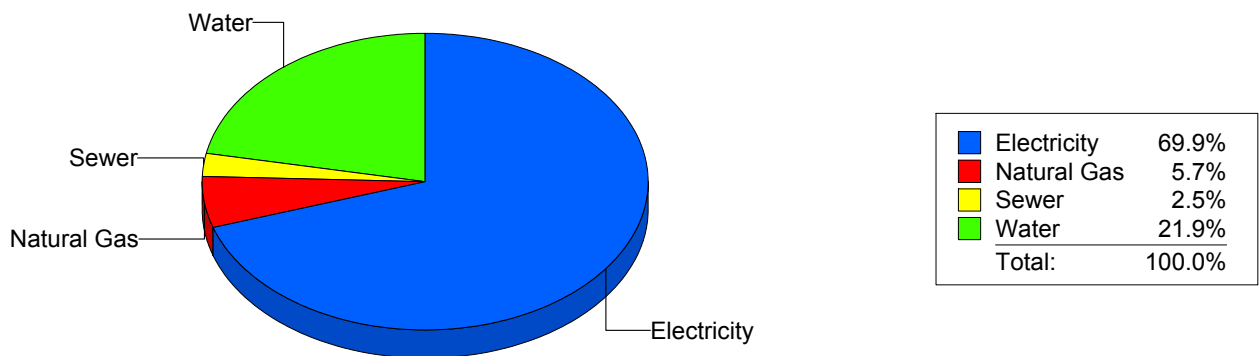
Cost Summary Graph

Grouped by Energy Type

Energy Type	Use	Units	Total Cost	Avg Unit Cost	% of Total Cost
Site: PUTNAM ELEMENTARY - PUTNAM ELEMENTARY					
Electricity	32,411	KWH	\$5,004.41	0.1544	69.90%
Natural Gas	466	CCF	\$406.22	0.8717	5.67%
Water	432	CCF	\$1,568.56	3.6309	21.91%
Sewer	85	CCF	\$180.67	2.1255	2.52%

Total Cost: \$7,159.86

For PUTNAM
ELEMENTARY



Filters: Cost Center Name Not Equal To DoNotReport; Site Name Not Equal To DoNotReport; Billing Period Equal To 200810

elpaso

Energy CAP

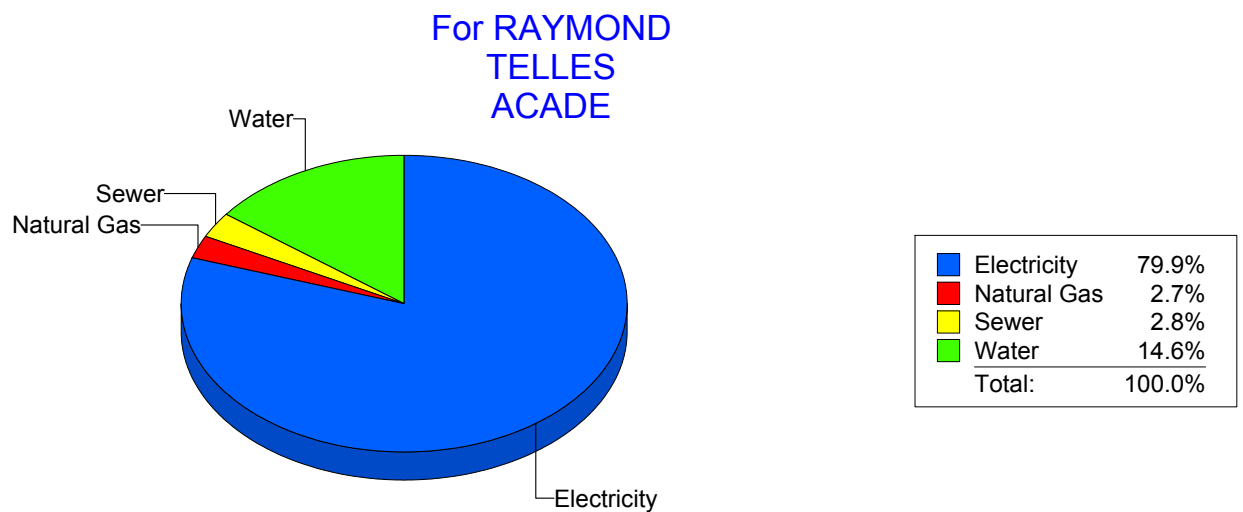
Cost Avoidance Program

Cost Summary Graph

Grouped by Energy Type

Energy Type	Use	Units	Total Cost	Avg Unit Cost	% of Total Cost
Site: RAYMOND TELLES ACADE - RAYMOND TELLES ACADE					
Electricity	47,400	KWH	\$5,888.56	0.1242	79.90%
Natural Gas	231	CCF	\$195.82	0.8477	2.66%
Water	275	CCF	\$1,078.31	3.9211	14.63%
Sewer	55	CCF	\$207.46	3.7720	2.81%

Total Cost: \$7,370.15



Filters: Cost Center Name Not Equal To DoNotReport; Site Name Not Equal To DoNotReport; Billing Period Equal To 200810

el Paso

Energy CAP

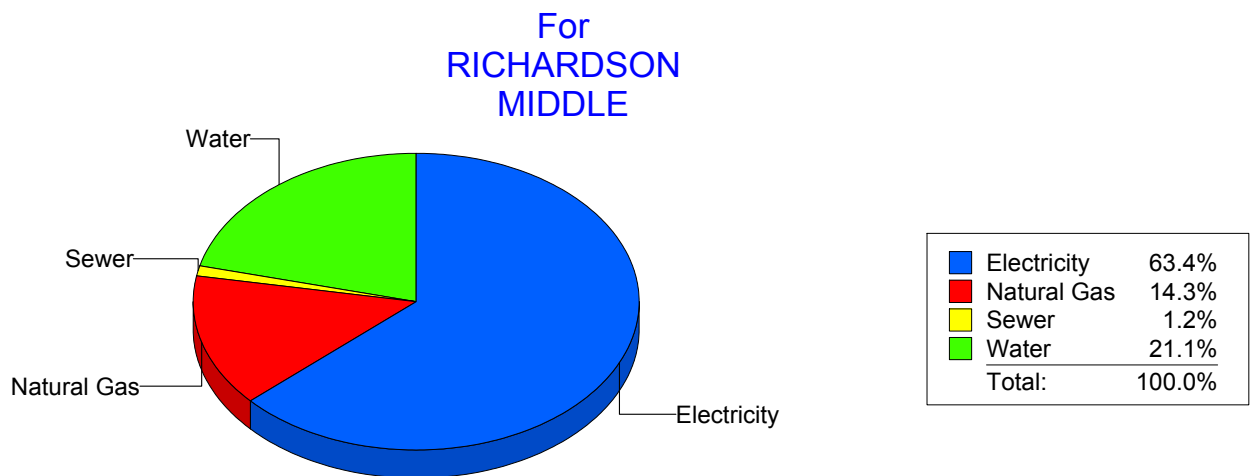
Cost Avoidance Program

Cost Summary Graph

Grouped by Energy Type

Energy Type	Use	Units	Total Cost	Avg Unit Cost	% of Total Cost
Site: RICHARDSON MIDDLE - RICHARDSON MIDDLE					
Electricity	91,800	KWH	\$12,434.45	0.1355	63.45%
Natural Gas	3,790	CCF	\$2,799.07	0.7385	14.28%
Water	910	CCF	\$4,128.00	4.5363	21.06%
Sewer	78	CCF	\$236.67	3.0342	1.21%

Total Cost: \$19,598.19



Filters: Cost Center Name Not Equal To DoNotReport; Site Name Not Equal To DoNotReport; Billing Period Equal To 200810

elpaso

Energy CAP

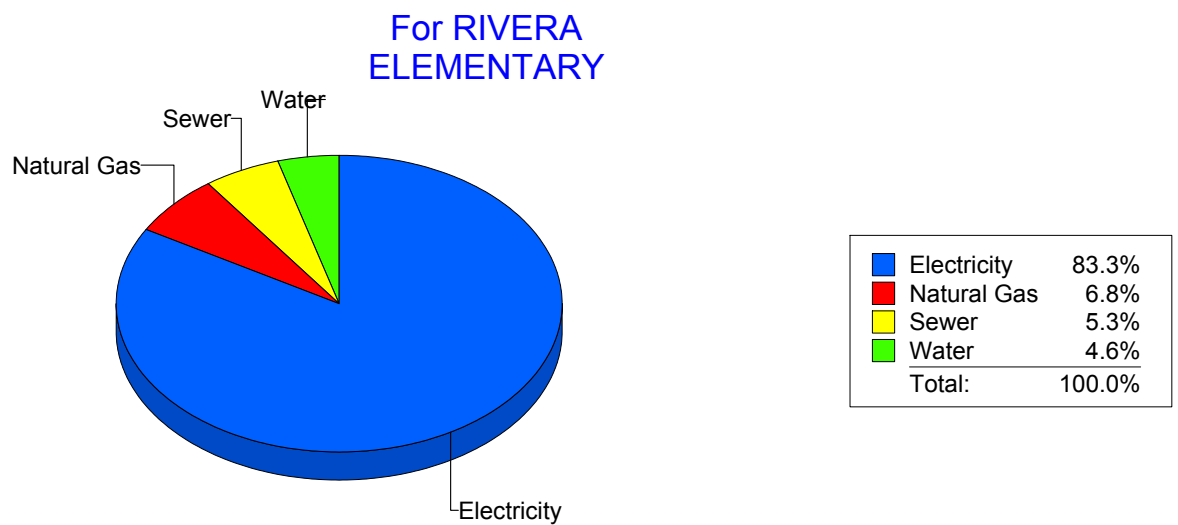
Cost Avoidance Program

Cost Summary Graph

Grouped by Energy Type

Energy Type	Use	Units	Total Cost	Avg Unit Cost	% of Total Cost
Site: RIVERA ELEMENTARY - RIVERA ELEMENTARY					
Electricity	57,300	KWH	\$7,756.90	0.1354	83.32%
Natural Gas	776	CCF	\$632.03	0.8145	6.79%
Water	207	CCF	\$425.34	2.0548	4.57%
Sewer	282	CCF	\$495.75	1.7580	5.32%

Total Cost: \$9,310.02



Filters: Cost Center Name Not Equal To DoNotReport; Site Name Not Equal To DoNotReport; Billing Period Equal To 200810

el Paso

Energy CAP

Cost Avoidance Program

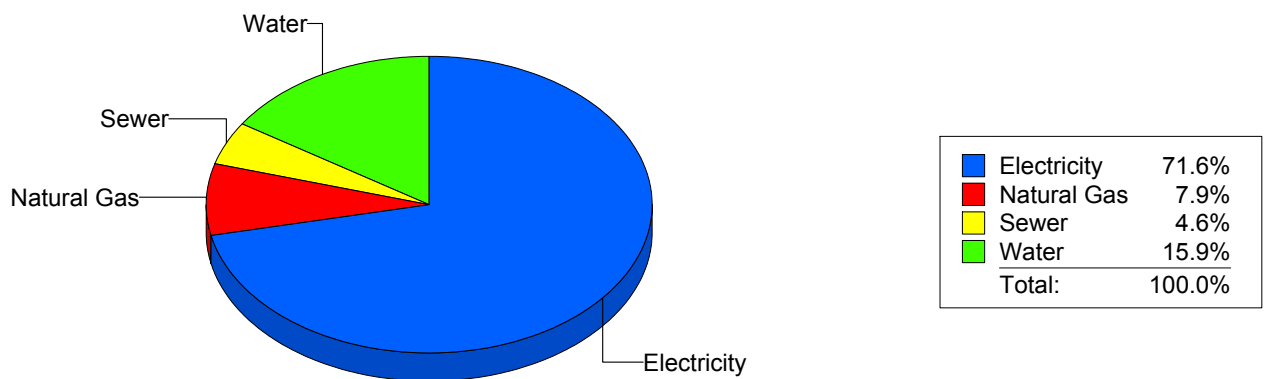
Cost Summary Graph

Grouped by Energy Type

Energy Type	Use	Units	Total Cost	Avg Unit Cost	% of Total Cost
Site: ROBERTS ELEMENTARY - ROBERTS ELEMENTARY					
Electricity	43,884	KWH	\$5,776.61	0.1316	71.61%
Natural Gas	786	CCF	\$638.98	0.8130	7.92%
Water	488	CCF	\$1,280.94	2.6249	15.88%
Sewer	271	CCF	\$369.97	1.3652	4.59%

Total Cost: \$8,066.50

For ROBERTS
ELEMENTARY



Filters: Cost Center Name Not Equal To DoNotReport; Site Name Not Equal To DoNotReport; Billing Period Equal To 200810

elpaso

Energy CAP

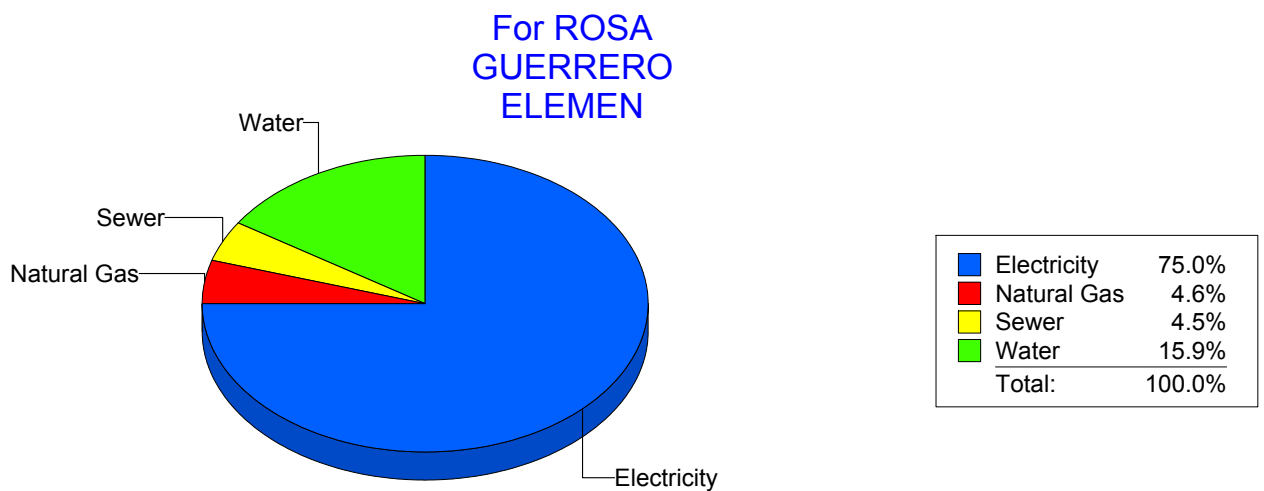
Cost Avoidance Program

Cost Summary Graph

Grouped by Energy Type

Energy Type	Use	Units	Total Cost	Avg Unit Cost	% of Total Cost
Site: ROSA GUERRERO ELEMEN - ROSA GUERRERO ELEMEN					
Electricity	49,200	KWH	\$7,081.53	0.1439	75.04%
Natural Gas	499	CCF	\$430.88	0.8635	4.57%
Water	791	CCF	\$1,499.74	1.8960	15.89%
Sewer	177	CCF	\$424.64	2.3991	4.50%

Total Cost: \$9,436.79



Filters: Cost Center Name Not Equal To DoNotReport; Site Name Not Equal To DoNotReport; Billing Period Equal To 200810

el Paso

Energy CAP

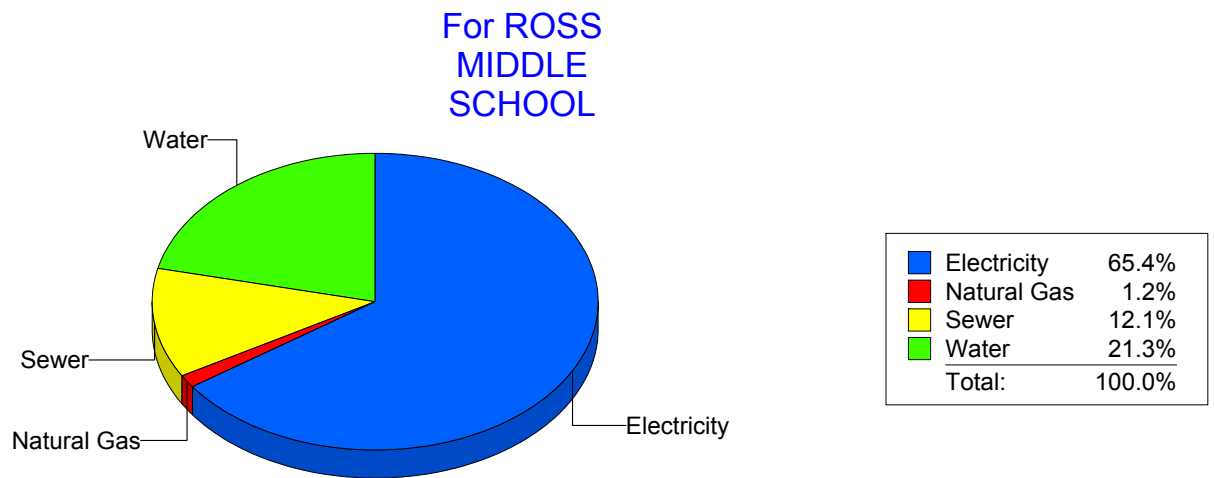
Cost Avoidance Program

Cost Summary Graph

Grouped by Energy Type

Energy Type	Use	Units	Total Cost	Avg Unit Cost	% of Total Cost
Site: ROSS MIDDLE SCHOOL - ROSS MIDDLE SCHOOL					
Electricity	51,022	KWH	\$7,016.14	0.1375	65.36%
Natural Gas	147	CCF	\$132.60	0.9020	1.24%
Water	1,490	CCF	\$2,285.69	1.5340	21.29%
Sewer	915	CCF	\$1,299.56	1.4203	12.11%

Total Cost: \$10,733.99



Filters: Cost Center Name Not Equal To DoNotReport; Site Name Not Equal To DoNotReport; Billing Period Equal To 200810

elpaso

Energy CAP

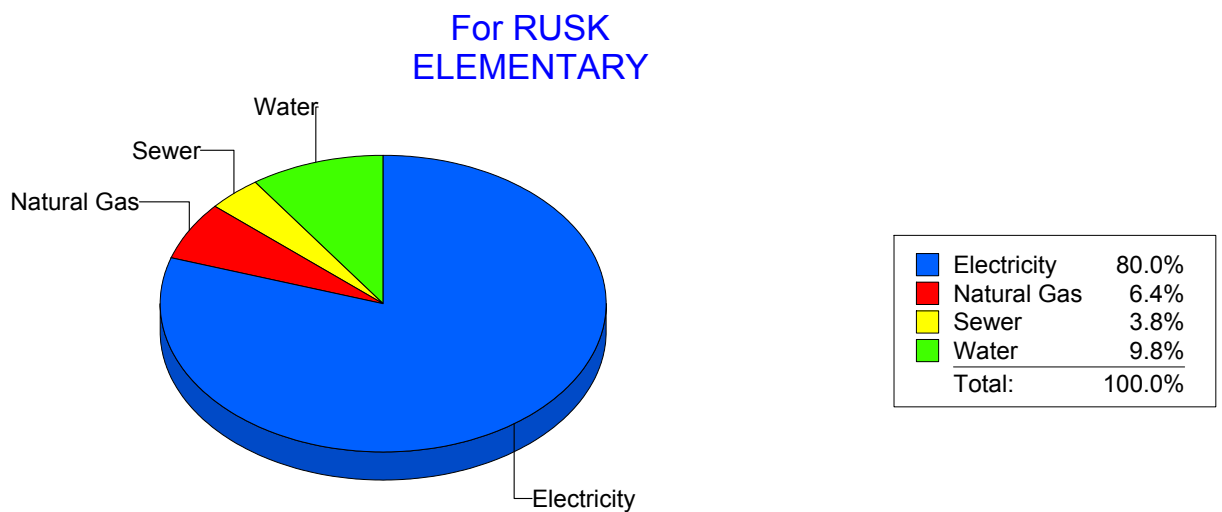
Cost Avoidance Program

Cost Summary Graph

Grouped by Energy Type

Energy Type	Use	Units	Total Cost	Avg Unit Cost	% of Total Cost
Site: RUSK ELEMENTARY - RUSK ELEMENTARY					
Electricity	31,095	KWH	\$4,169.51	0.1341	80.01%
Natural Gas	374	CCF	\$334.31	0.8939	6.41%
Water	218	CCF	\$508.38	2.3320	9.75%
Sewer	100	CCF	\$199.35	1.9935	3.83%

Total Cost: \$5,211.55



Filters: Cost Center Name Not Equal To DoNotReport; Site Name Not Equal To DoNotReport; Billing Period Equal To 200810

elpaso

Energy CAP

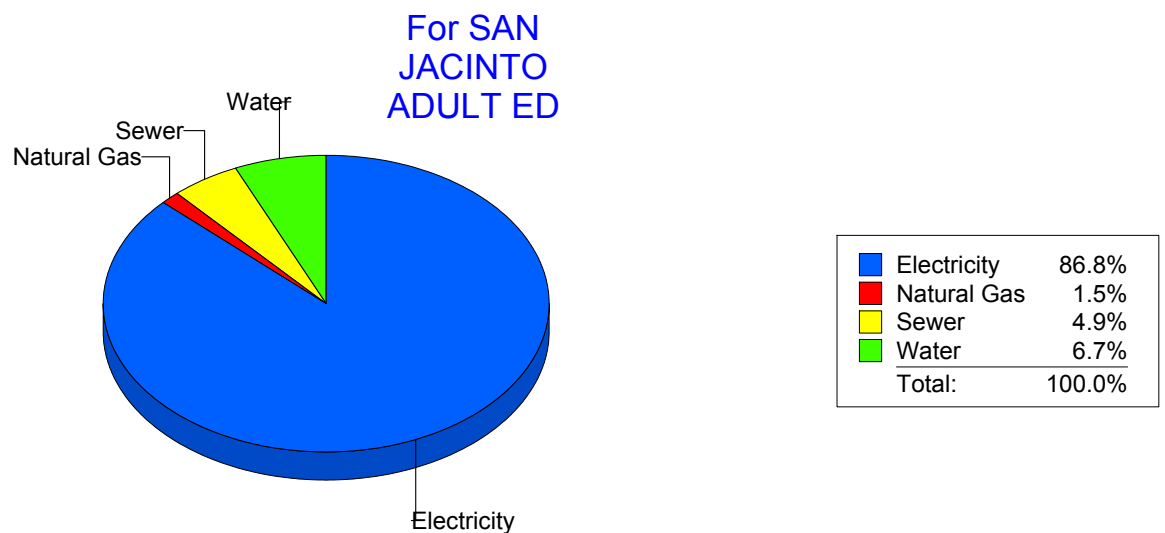
Cost Avoidance Program

Cost Summary Graph

Grouped by Energy Type

Energy Type	Use	Units	Total Cost	Avg Unit Cost	% of Total Cost
Site: SAN JACINTO ADULT ED - SAN JACINTO ADULT ED					
Electricity	10,400	KWH	\$1,953.03	0.1878	86.85%
Natural Gas	1	CCF	\$34.25	34.2500	1.52%
Water	61	CCF	\$151.08	2.4767	6.72%
Sewer	44	CCF	\$110.50	2.5114	4.91%

Total Cost: \$2,248.86



Filters: Cost Center Name Not Equal To DoNotReport; Site Name Not Equal To DoNotReport; Billing Period Equal To 200810

elpaso

Energy CAP

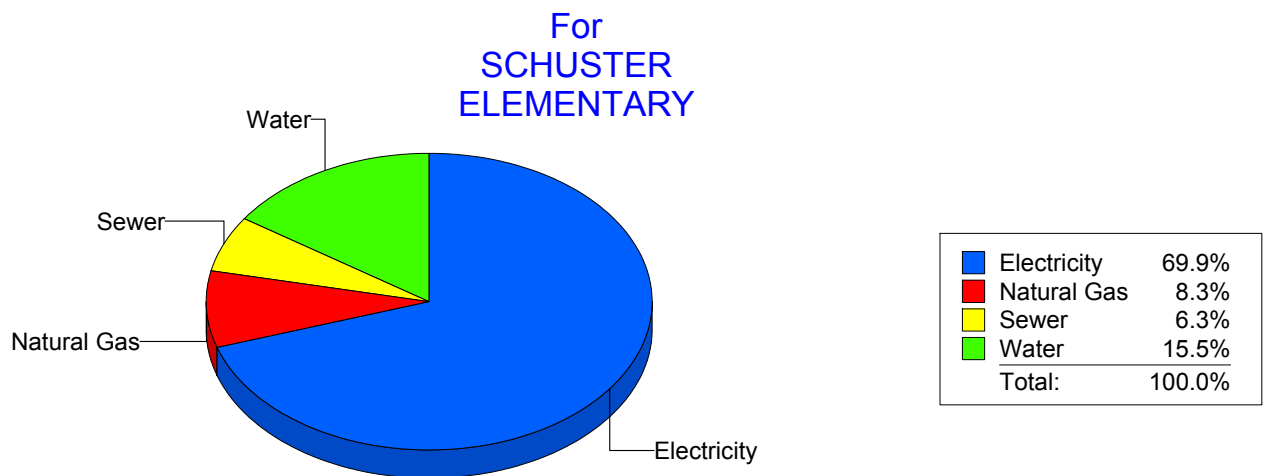
Cost Avoidance Program

Cost Summary Graph

Grouped by Energy Type

Energy Type	Use	Units	Total Cost	Avg Unit Cost	% of Total Cost
Site: SCHUSTER ELEMENTARY - SCHUSTER ELEMENTARY					
Electricity	18,960	KWH	\$2,487.79	0.1312	69.93%
Natural Gas	364	CCF	\$295.90	0.8129	8.32%
Water	265	CCF	\$550.23	2.0763	15.47%
Sewer	127	CCF	\$223.53	1.7601	6.28%

Total Cost: \$3,557.45



Filters: Cost Center Name Not Equal To DoNotReport; Site Name Not Equal To DoNotReport; Billing Period Equal To 200810

elpaso

Energy CAP

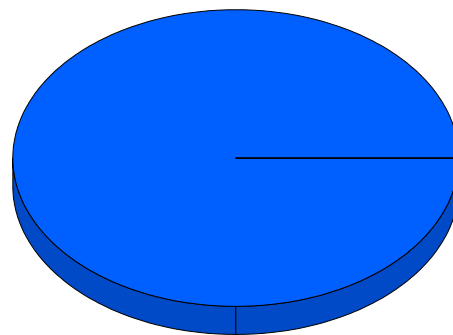
Cost Avoidance Program

Cost Summary Graph

Grouped by Energy Type

Energy Type	Use	Units	Total Cost	Avg Unit Cost	% of Total Cost
Site: SKYPARKIB1 - Sky Park I B1					
Electricity	1,633	KWH	\$272.13	0.1666	100.00%
Total Cost:			\$272.13		

For Sky Park I
B1



■	Electricity	100.0%
	Total:	100.0%

Filters: Cost Center Name Not Equal To DoNotReport; Site Name Not Equal To DoNotReport; Billing Period Equal To 200810

elpaso

Energy CAP

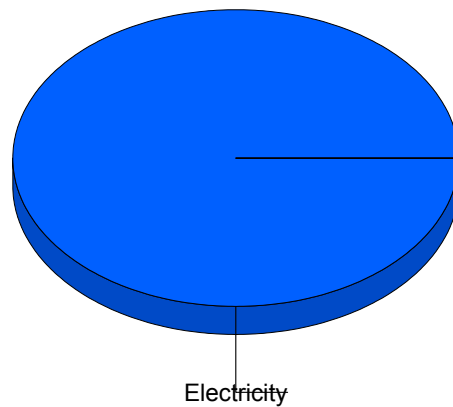
Cost Avoidance Program

Cost Summary Graph

Grouped by Energy Type

Energy Type	Use	Units	Total Cost	Avg Unit Cost	% of Total Cost
Site: SKYPARK - Skypark					
Electricity	2,346	KWH	\$394.12	0.1680	100.00%
Total Cost:			\$394.12		

For Skypark



■	Electricity	100.0%
	Total:	100.0%

Filters: Cost Center Name Not Equal To DoNotReport; Site Name Not Equal To DoNotReport; Billing Period Equal To 200810

el Paso

Energy CAP

Cost Avoidance Program

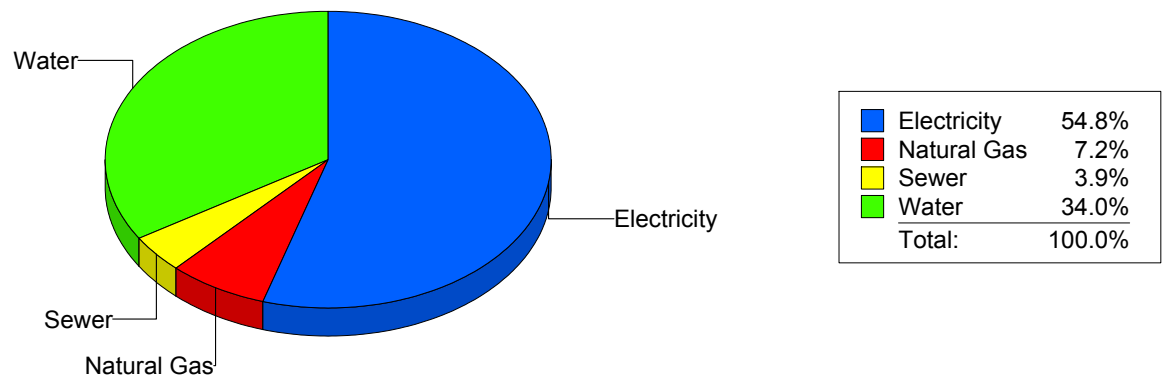
Cost Summary Graph

Grouped by Energy Type

Energy Type	Use	Units	Total Cost	Avg Unit Cost	% of Total Cost
Site: STANTON ELEMENTARY - STANTON ELEMENTARY					
Electricity	29,226	KWH	\$4,194.48	0.1435	54.82%
Natural Gas	664	CCF	\$551.91	0.8312	7.21%
Water	738	CCF	\$2,603.40	3.5276	34.02%
Sewer	198	CCF	\$302.22	1.5264	3.95%

Total Cost: \$7,652.01

For STANTON
ELEMENTARY



Filters: Cost Center Name Not Equal To DoNotReport; Site Name Not Equal To DoNotReport; Billing Period Equal To 200810

elpaso

Energy CAP

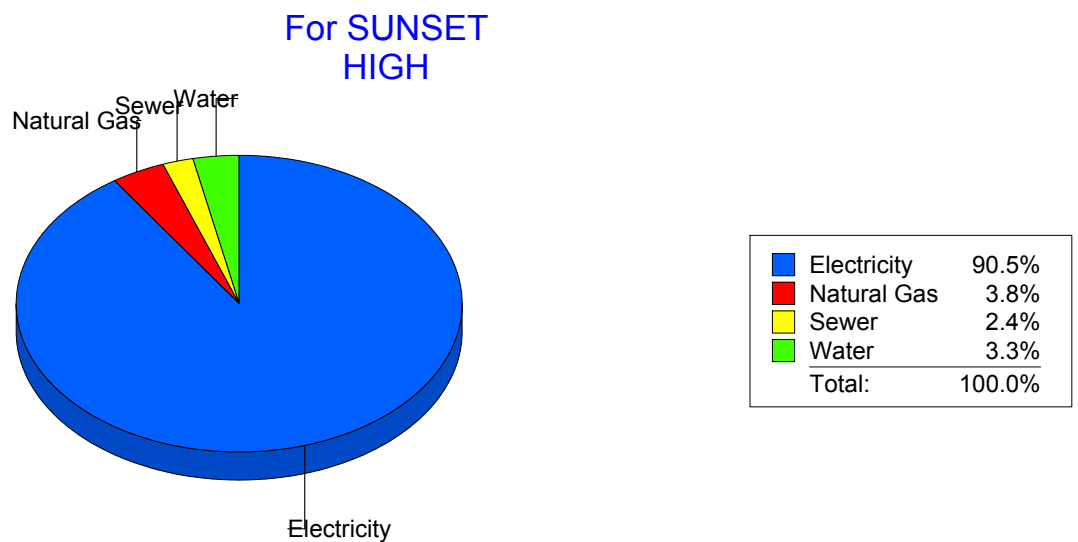
Cost Avoidance Program

Cost Summary Graph

Grouped by Energy Type

Energy Type	Use	Units	Total Cost	Avg Unit Cost	% of Total Cost
Site: SUNSET HIGH - SUNSET HIGH					
Electricity	25,360	KWH	\$3,386.56	0.1335	90.50%
Natural Gas	161	CCF	\$143.10	0.8888	3.82%
Water	38	CCF	\$123.58	3.2521	3.30%
Sewer	21	CCF	\$88.91	4.2338	2.38%

Total Cost: \$3,742.15



Filters: Cost Center Name Not Equal To DoNotReport; Site Name Not Equal To DoNotReport; Billing Period Equal To 200810

elpaso

Energy CAP

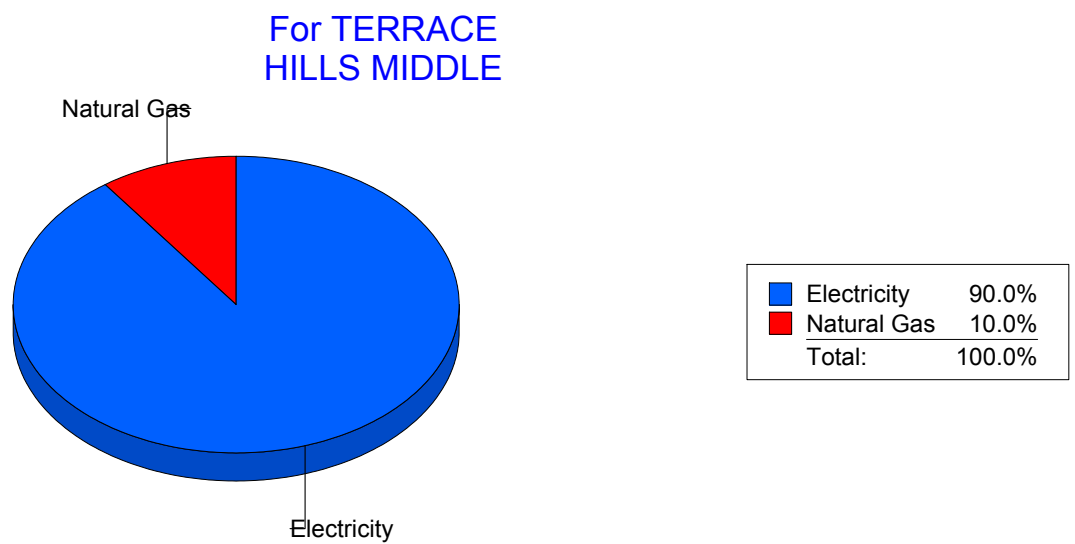
Cost Avoidance Program

Cost Summary Graph

Grouped by Energy Type

Energy Type	Use	Units	Total Cost	Avg Unit Cost	% of Total Cost
Site: TERRACE HILLS MIDDLE - TERRACE HILLS MIDDLE					
Electricity	42,900	KWH	\$5,420.46	0.1264	89.98%
Natural Gas	744	CCF	\$603.59	0.8113	10.02%

Total Cost: \$6,024.05



Filters: Cost Center Name Not Equal To DoNotReport; Site Name Not Equal To DoNotReport; Billing Period Equal To 200810

elpaso

Energy CAP

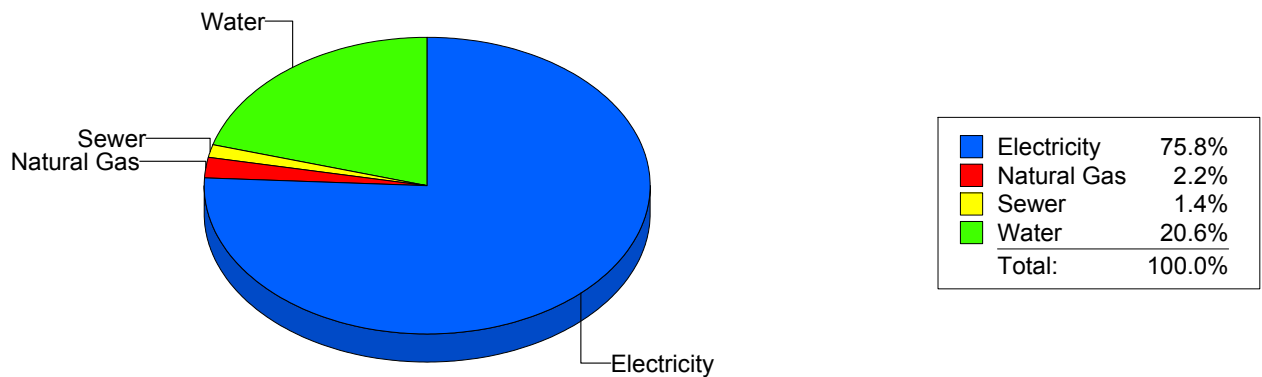
Cost Avoidance Program

Cost Summary Graph

Grouped by Energy Type

Energy Type	Use	Units	Total Cost	Avg Unit Cost	% of Total Cost
Site: TIPPIN - TIPPIN ELEMENTARY					
Electricity	78,240	KWH	\$10,425.25	0.1332	75.79%
Natural Gas	370	CCF	\$300.43	0.8120	2.18%
Water	591	CCF	\$2,834.91	4.7968	20.61%
Sewer	45	CCF	\$194.76	4.3280	1.42%
Total Cost:			\$13,755.35		

For TIPPIN
ELEMENTARY



Filters: Cost Center Name Not Equal To DoNotReport; Site Name Not Equal To DoNotReport; Billing Period Equal To 200810

elpaso

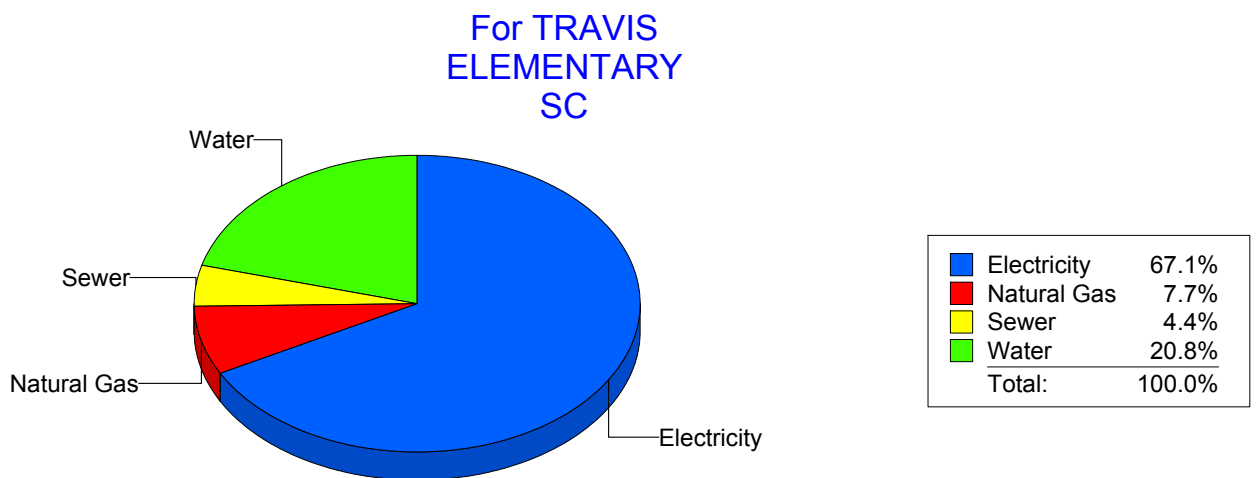
Energy CAP

Cost Avoidance Program

Cost Summary Graph

Grouped by Energy Type

Energy Type	Use	Units	Total Cost	Avg Unit Cost	% of Total Cost
Site: TRAVIS ELEMENTARY SC - TRAVIS ELEMENTARY SC					
Electricity	27,257	KWH	\$3,734.95	0.1370	67.10%
Natural Gas	501	CCF	\$430.55	0.8594	7.73%
Water	365	CCF	\$1,157.31	3.1707	20.79%
Sewer	104	CCF	\$243.80	2.3442	4.38%
Total Cost:			\$5,566.61		



Filters: Cost Center Name Not Equal To DoNotReport; Site Name Not Equal To DoNotReport; Billing Period Equal To 200810

elpaso

Energy CAP

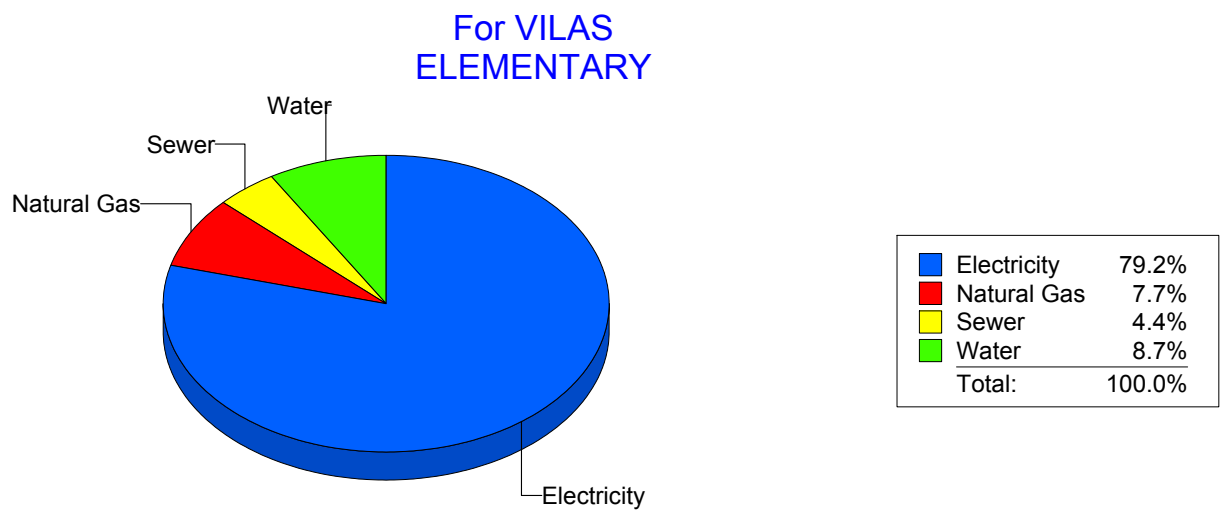
Cost Avoidance Program

Cost Summary Graph

Grouped by Energy Type

Energy Type	Use	Units	Total Cost	Avg Unit Cost	% of Total Cost
Site: VILAS ELEMENTARY - VILAS ELEMENTARY					
Electricity	42,506	KWH	\$6,734.83	0.1584	79.22%
Natural Gas	720	CCF	\$650.49	0.9035	7.65%
Water	226	CCF	\$740.12	3.2749	8.71%
Sewer	98	CCF	\$375.91	3.8358	4.42%

Total Cost: \$8,501.35



Filters: Cost Center Name Not Equal To DoNotReport; Site Name Not Equal To DoNotReport; Billing Period Equal To 200810

el Paso

Energy CAP

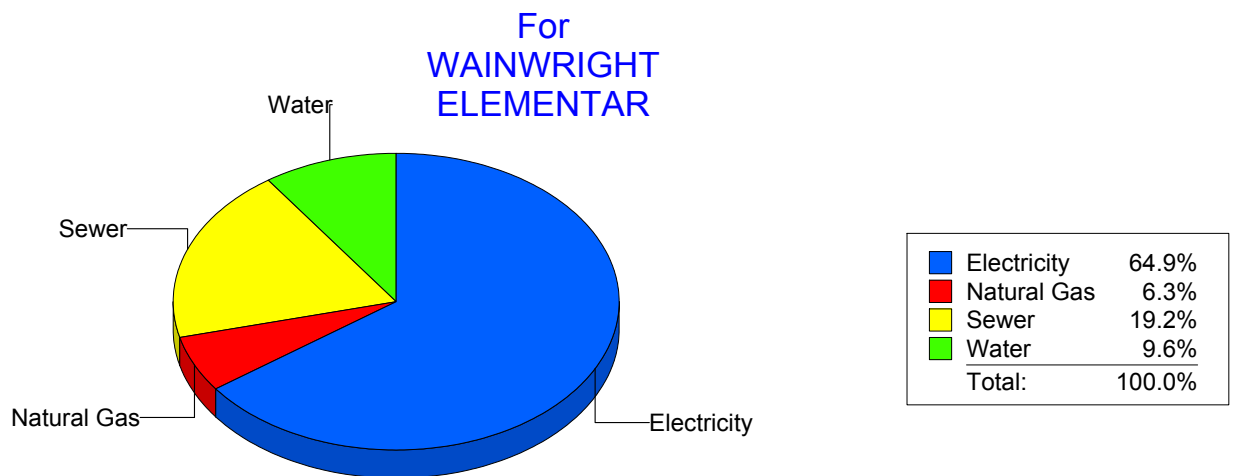
Cost Avoidance Program

Cost Summary Graph

Grouped by Energy Type

Energy Type	Use	Units	Total Cost	Avg Unit Cost	% of Total Cost
Site: WAINWRIGHT ELEMENTAR - WAINWRIGHT ELEMENTAR					
Electricity	7,733	KWH	\$1,413.58	0.1828	64.87%
Natural Gas	57	CCF	\$136.54	2.3954	6.27%
Water	51	CCF	\$209.91	4.1159	9.63%
Sewer	224	CCF	\$419.07	1.8708	19.23%

Total Cost: \$2,179.10



Filters: Cost Center Name Not Equal To DoNotReport; Site Name Not Equal To DoNotReport; Billing Period Equal To 200810

elpaso

Energy CAP

Cost Avoidance Program

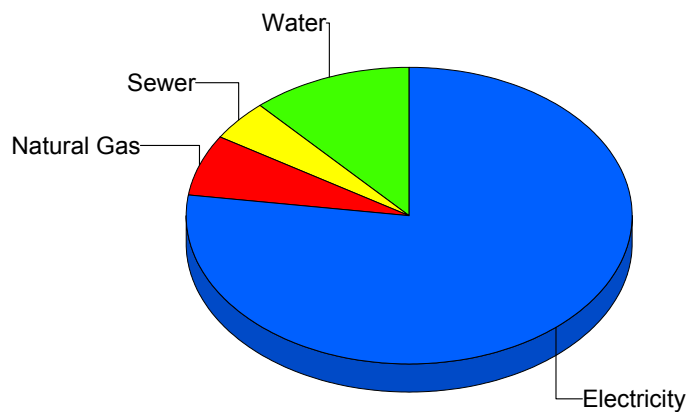
Cost Summary Graph

Grouped by Energy Type

Energy Type	Use	Units	Total Cost	Avg Unit Cost	% of Total Cost
Site: WESTERN HILLS ELEMEN - WESTERN HILLS ELEMEN					
Electricity	50,640	KWH	\$6,832.71	0.1349	77.11%
Natural Gas	782	CCF	\$604.73	0.7733	6.82%
Water	453	CCF	\$1,031.52	2.2771	11.64%
Sewer	59	CCF	\$392.12	6.6461	4.43%

Total Cost: \$8,861.08

For WESTERN
HILLS ELEMEN



Electricity	77.1%
Natural Gas	6.8%
Sewer	4.4%
Water	11.6%
Total:	100.0%

Filters: Cost Center Name Not Equal To DoNotReport; Site Name Not Equal To DoNotReport; Billing Period Equal To 200810

elpaso

Energy CAP

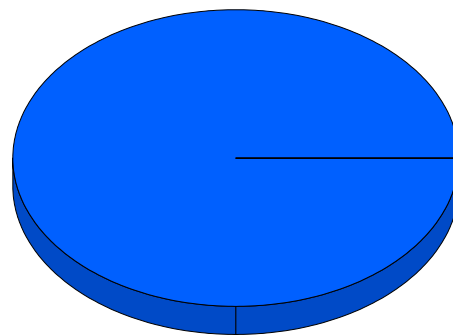
Cost Avoidance Program

Cost Summary Graph

Grouped by Energy Type

Energy Type	Use	Units	Total Cost	Avg Unit Cost	% of Total Cost
Site: WESTSIDE TRANSPORTAT - WESTSIDE TRANSPORTAT					
Electricity	1,258	KWH	\$239.09	0.1901	100.00%
Total Cost:			\$239.09		

For WESTSIDE
TRANSPORTAT



Electricity

■	Electricity	100.0%
	Total:	100.0%

Filters: Cost Center Name Not Equal To DoNotReport; Site Name Not Equal To DoNotReport; Billing Period Equal To 200810

elpaso

Energy CAP

Cost Avoidance Program

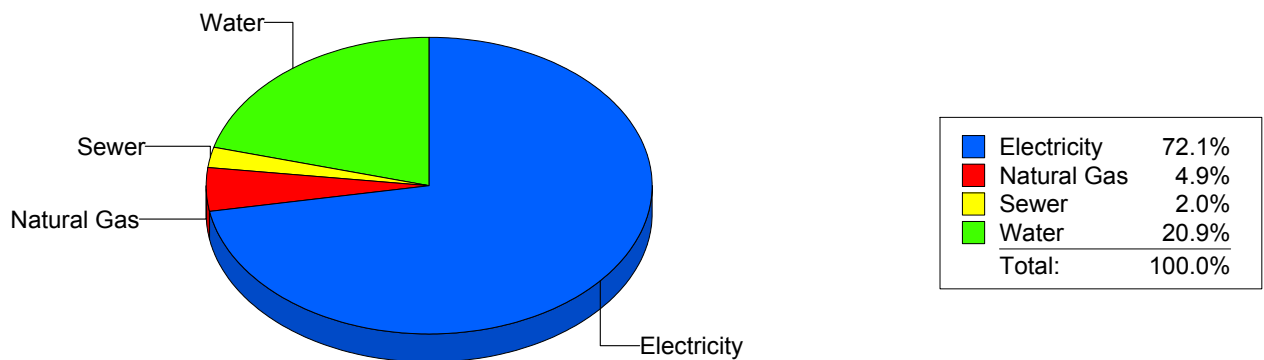
Cost Summary Graph

Grouped by Energy Type

Energy Type	Use	Units	Total Cost	Avg Unit Cost	% of Total Cost
Site: WHITAKER ELEMENTARY - WHITAKER ELEMENTARY					
Electricity	75,600	KWH	\$10,720.03	0.1418	72.12%
Natural Gas	956	CCF	\$732.14	0.7658	4.93%
Water	1,570	CCF	\$3,112.71	1.9826	20.94%
Sewer	127	CCF	\$298.90	2.3535	2.01%

Total Cost: \$14,863.78

For WHITAKER
ELEMENTARY



Filters: Cost Center Name Not Equal To DoNotReport; Site Name Not Equal To DoNotReport; Billing Period Equal To 200810

elpaso

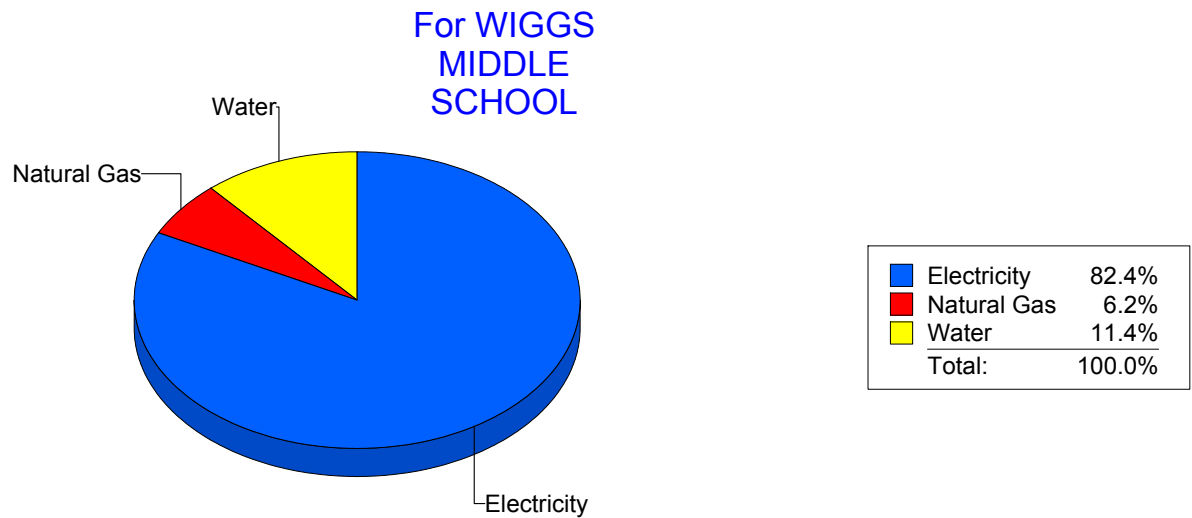
Energy CAP

Cost Avoidance Program

Cost Summary Graph

Grouped by Energy Type

Energy Type	Use	Units	Total Cost	Avg Unit Cost	% of Total Cost
Site: WIGGS MIDDLE SCHOOL - WIGGS MIDDLE SCHOOL					
Electricity	66,480	KWH	\$8,258.28	0.1242	82.39%
Natural Gas	804	CCF	\$620.84	0.7722	6.19%
Water	344	CCF	\$1,143.96	3.3255	11.41%
Total Cost:			\$10,023.08		



Filters: Cost Center Name Not Equal To DoNotReport; Site Name Not Equal To DoNotReport; Billing Period Equal To 200810

elpaso

Energy CAP

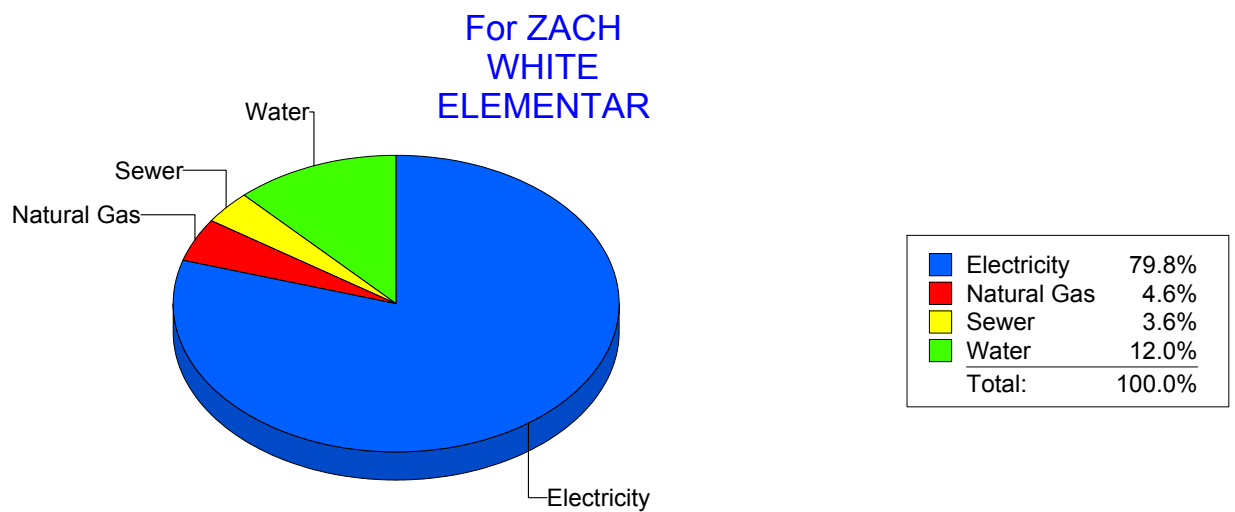
Cost Avoidance Program

Cost Summary Graph

Grouped by Energy Type

Energy Type	Use	Units	Total Cost	Avg Unit Cost	% of Total Cost
Site: ZACH WHITE ELEMENTAR - ZACH WHITE ELEMENTAR					
Electricity	59,700	KWH	\$9,234.06	0.1547	79.78%
Natural Gas	641	CCF	\$535.01	0.8346	4.62%
Water	494	CCF	\$1,391.53	2.8169	12.02%
Sewer	120	CCF	\$414.49	3.4541	3.58%

Total Cost: \$11,575.09



Filters: Cost Center Name Not Equal To DoNotReport; Site Name Not Equal To DoNotReport; Billing Period Equal To 200810

el Paso

Energy CAP

Cost Avoidance Program

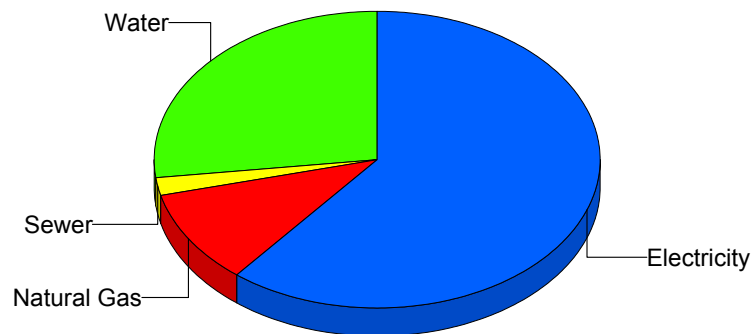
Cost Summary Graph

Grouped by Energy Type

Energy Type	Use	Units	Total Cost	Avg Unit Cost	% of Total Cost
Site: ZAVALA ELEMENTARY SC - ZAVALA ELEMENTARY SC					
Electricity	32,505	KWH	\$3,819.40	0.1175	60.96%
Natural Gas	828	CCF	\$638.42	0.7710	10.19%
Water	393	CCF	\$1,682.77	4.2819	26.86%
Sewer	49	CCF	\$124.47	2.5402	1.99%

Total Cost: \$6,265.06

For ZAVALA
ELEMENTARY
SC



Electricity	61.0%
Natural Gas	10.2%
Sewer	2.0%
Water	26.9%
Total:	100.0%

Filters: Cost Center Name Not Equal To DoNotReport; Site Name Not Equal To DoNotReport; Billing Period Equal To 200810

el Paso

Energy CAP

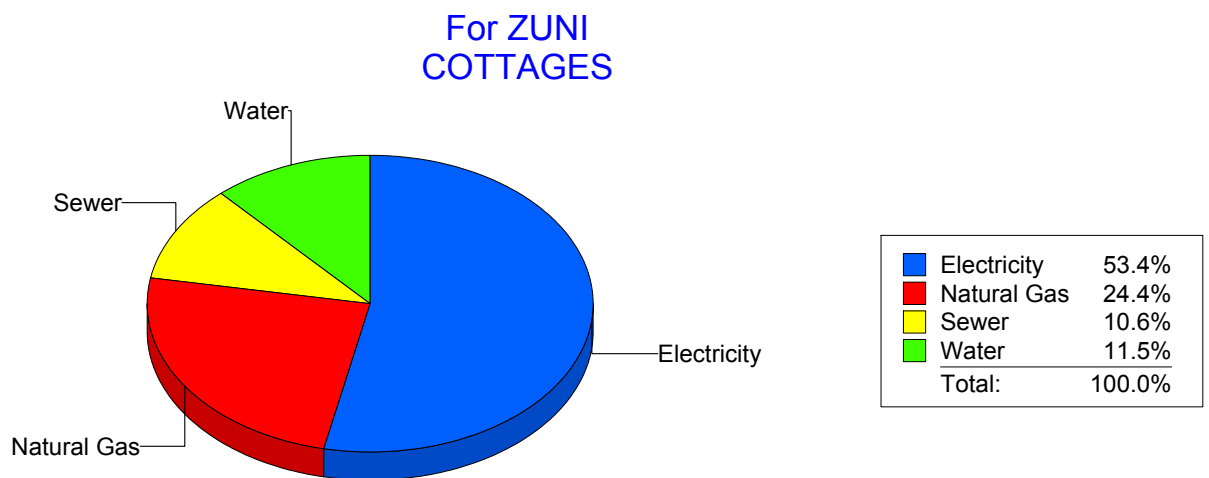
Cost Avoidance Program

Cost Summary Graph

Grouped by Energy Type

Energy Type	Use	Units	Total Cost	Avg Unit Cost	% of Total Cost
Site: ZUNI COTTAGES - ZUNI COTTAGES					
Electricity		711 KWH	\$146.10	0.2055	53.41%
Natural Gas		0 CCF	\$66.76	0.0000	24.41%
Water		7 CCF	\$31.55	4.5071	11.53%
Sewer		7 CCF	\$29.11	4.1586	10.64%

Total Cost: \$273.52



Filters: Cost Center Name Not Equal To DoNotReport; Site Name Not Equal To DoNotReport; Billing Period Equal To 200810

elpaso

Energy CAP

Cost Avoidance Program

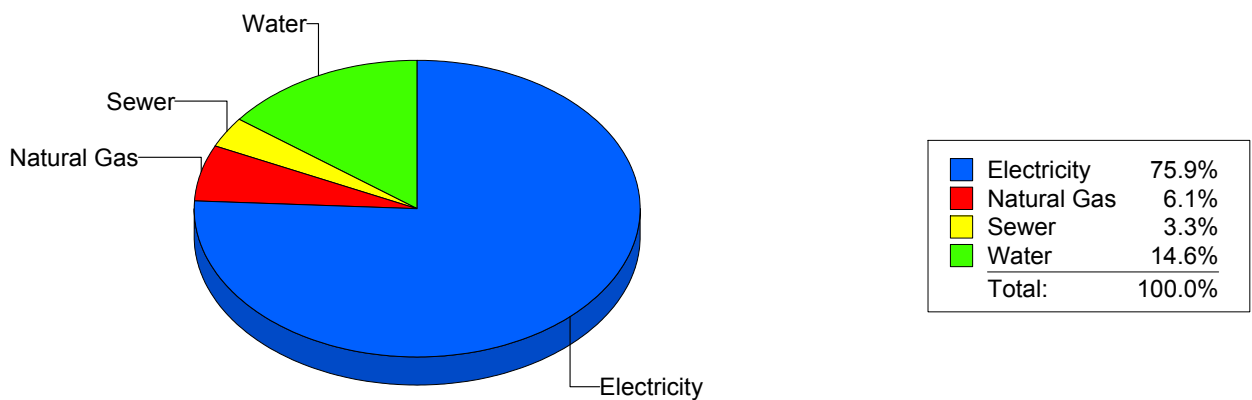
Cost Summary Graph

Grouped by Energy Type

Energy Type	Use	Units	Total Cost	Avg Unit Cost	% of Total Cost
All Sites					
Electricity	6,356,363	KWH	\$841,116.60	0.1323	75.93%
Natural Gas	85,413	CCF	\$68,011.97	0.7963	6.14%
Water	57,619	CCF	\$161,793.82	2.8080	14.61%
Sewer	17,537	CCF	\$36,867.79	2.1023	3.33%

Total Cost: \$1,107,790.18

For All Sites



Filters: Cost Center Name Not Equal To DoNotReport; Site Name Not Equal To DoNotReport; Billing Period Equal To 200810