

el paso

Energy CAP

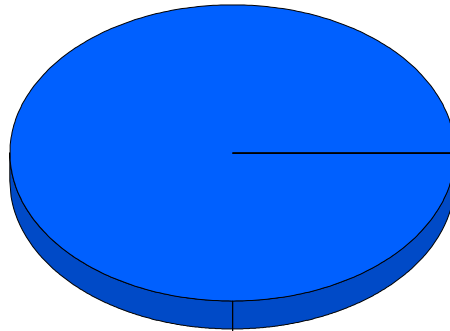
Cost Avoidance Program

Cost Summary Graph

Grouped by Energy Type

Energy Type	Use	Units	Meter Cost	Special Charges	Total Cost	Avg Unit Cost	% of Total Cost
Site: ALAMO ELEMENTARY SCH - ALAMO ELEMENTARY SCH							
Electricity		4,500 KWH	\$453.74	\$0.00	\$453.74	0.1008	100.00%
Total Cost:			\$453.74	\$0.00	\$453.74		

For ALAMO
ELEMENTARY
SCH



■ Electricity	100.0%
Total:	100.0%

Filters: Cost Center Name Not Equal To DoNotReport; Billing Period Equal To 201208All Meter CodesAll Group Names

elpaso

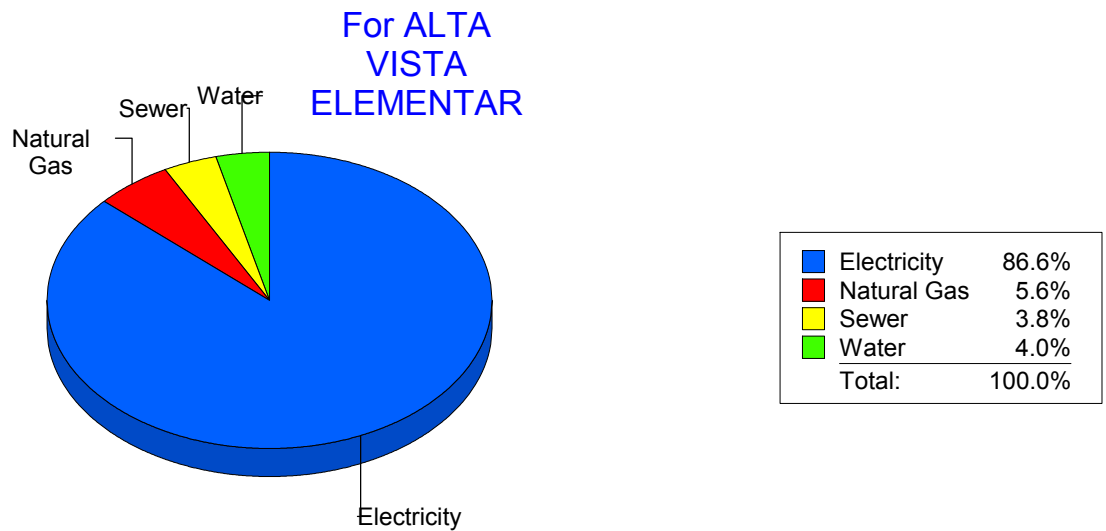
Energy CAP

Cost Avoidance Program

Cost Summary Graph

Grouped by Energy Type

Energy Type	Use	Units	Meter Cost	Special Charges	Total Cost	Avg Unit Cost	% of Total Cost
Site: ALTA VISTA ELEMENTAR - ALTA VISTA ELEMENTAR							
Electricity	24,600	KWH	\$3,721.13	\$0.00	\$3,721.13	0.1513	86.59%
Natural Gas	318	CCF	\$240.76	\$0.00	\$240.76	0.7571	5.60%
Water	71	CCF	\$170.30	\$0.00	\$170.30	2.3986	3.96%
Sewer	77	CCF	\$164.98	\$0.00	\$164.98	2.1426	3.84%
Total Cost:			\$4,297.17	\$0.00	\$4,297.17		



Filters: Cost Center Name Not Equal To DoNotReport; Billing Period Equal To 201208All Meter CodesAll Group Names

elpaso

Energy CAP

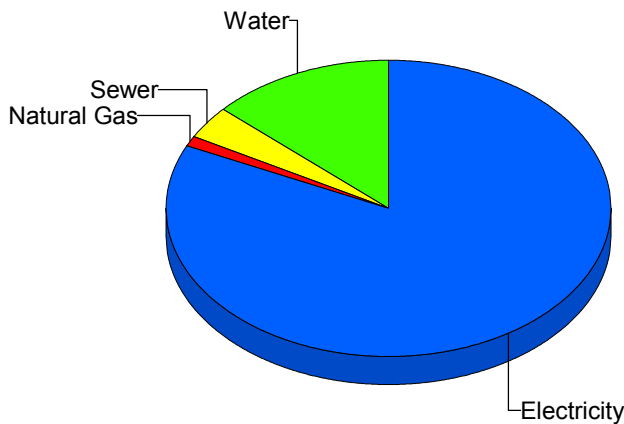
Cost Avoidance Program

Cost Summary Graph

Grouped by Energy Type

Energy Type	Use	Units	Meter Cost	Special Charges	Total Cost	Avg Unit Cost	% of Total Cost
Site: ANDRESS HIGH SCHOOL - ANDRESS HIGH SCHOOL							
Electricity	177,488	KWH	\$20,028.01	\$0.00	\$20,028.01	0.1128	81.92%
Natural Gas	271	CCF	\$258.76	\$0.00	\$258.76	0.9548	1.06%
Water	1,446	CCF	\$3,284.46	\$0.00	\$3,284.46	2.2714	13.43%
Sewer	569	CCF	\$877.13	\$0.00	\$877.13	1.5415	3.59%
Total Cost:			\$24,448.36	\$0.00	\$24,448.36		

For ANDRESS HIGH SCHOOL



Electricity	81.9%
Natural Gas	1.1%
Sewer	3.6%
Water	13.4%
Total:	100.0%

Filters: Cost Center Name Not Equal To DoNotReport; Billing Period Equal To 201208All Meter CodesAll Group Names

elpaso

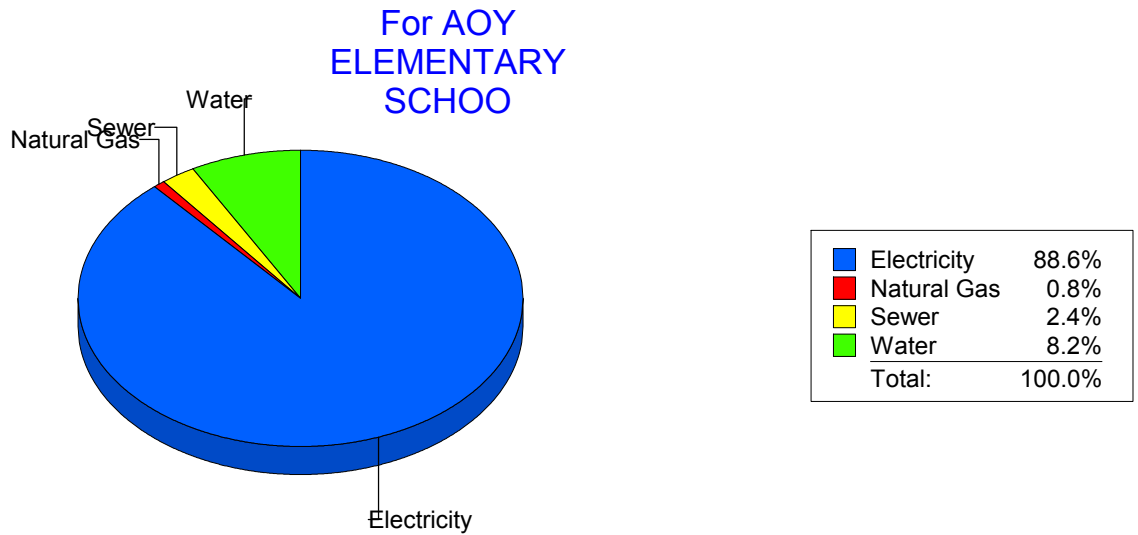
Energy CAP

Cost Avoidance Program

Cost Summary Graph

Grouped by Energy Type

Energy Type	Use	Units	Meter Cost	Special Charges	Total Cost	Avg Unit Cost	% of Total Cost
Site: AOY ELEMENTARY SCHOO - AOY ELEMENTARY SCHOO							
Electricity	90,581	KWH	\$13,246.71	\$0.00	\$13,246.71	0.1462	88.62%
Natural Gas	75	CCF	\$115.18	\$0.00	\$115.18	1.5357	0.77%
Water	263	CCF	\$1,221.11	\$0.00	\$1,221.11	4.6430	8.17%
Sewer	73	CCF	\$364.90	\$0.00	\$364.90	4.9986	2.44%
Total Cost:			\$14,947.90	\$0.00	\$14,947.90		



Filters: Cost Center Name Not Equal To DoNotReport; Billing Period Equal To 201208All Meter CodesAll Group Names

elpaso

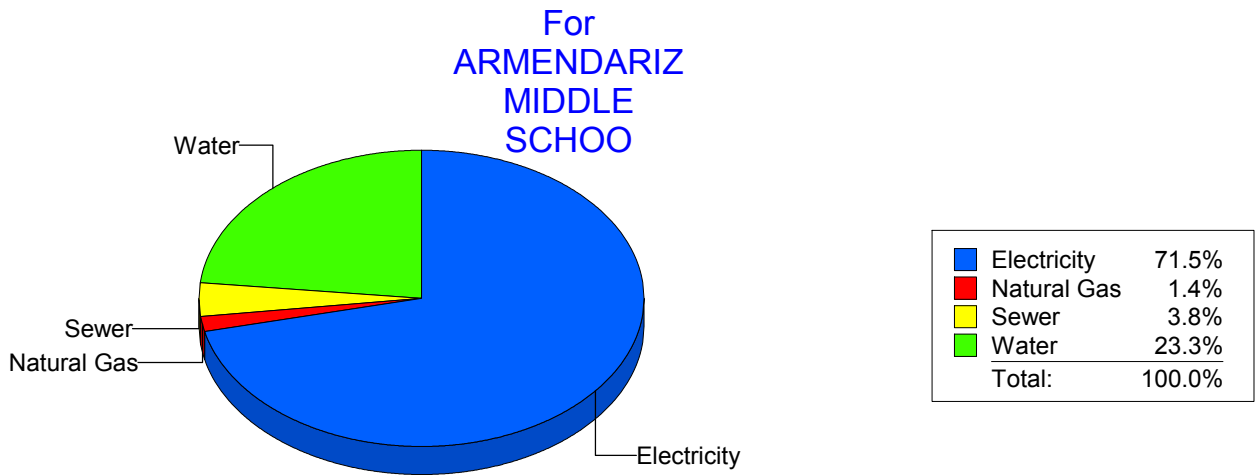
Energy CAP

Cost Avoidance Program

Cost Summary Graph

Grouped by Energy Type

Energy Type	Use	Units	Meter Cost	Special Charges	Total Cost	Avg Unit Cost	% of Total Cost
Site: ARMENDARIZ MIDDLE SCHOO - ARMENDARIZ MIDDLE SCHOO							
Electricity	69,500	KWH	\$9,549.16	\$0.00	\$9,549.16	0.1374	71.49%
Natural Gas	303	CCF	\$192.86	\$0.00	\$192.86	0.6365	1.44%
Water	1,261	CCF	\$3,112.23	\$0.00	\$3,112.23	2.4681	23.30%
Sewer	218	CCF	\$503.89	\$0.00	\$503.89	2.3114	3.77%
Total Cost:			\$13,358.14	\$0.00	\$13,358.14		



Filters: Cost Center Name Not Equal To DoNotReport; Billing Period Equal To 201208All Meter CodesAll Group Names

elpaso

Energy CAP

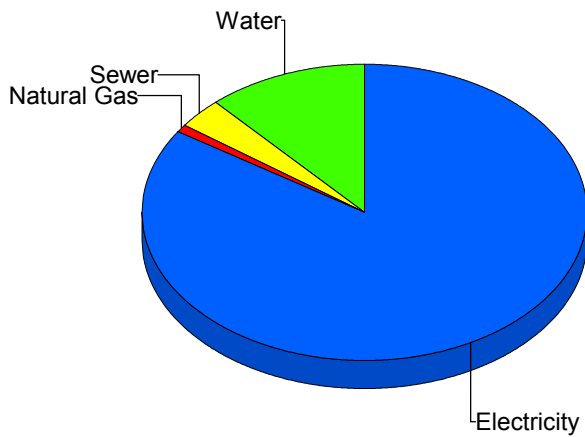
Cost Avoidance Program

Cost Summary Graph

Grouped by Energy Type

Energy Type	Use	Units	Meter Cost	Special Charges	Total Cost	Avg Unit Cost	% of Total Cost
Site: AUSTIN HIGH SCHOOL - AUSTIN HIGH SCHOOL							
Electricity	223,315	KWH	\$33,328.40	\$0.00	\$33,328.40	0.1492	84.20%
Natural Gas	406	CCF	\$325.76	\$0.00	\$325.76	0.8024	0.82%
Water	1,622	CCF	\$4,643.39	\$0.00	\$4,643.39	2.8628	11.73%
Sewer	551	CCF	\$1,286.65	\$0.00	\$1,286.65	2.3351	3.25%
Total Cost:			\$39,584.20	\$0.00	\$39,584.20		

For AUSTIN HIGH SCHOOL



Electricity	84.2%
Natural Gas	0.8%
Sewer	3.3%
Water	11.7%
Total:	100.0%

Filters: Cost Center Name Not Equal To DoNotReport; Billing Period Equal To 201208All Meter CodesAll Group Names

elpaso

Energy CAP

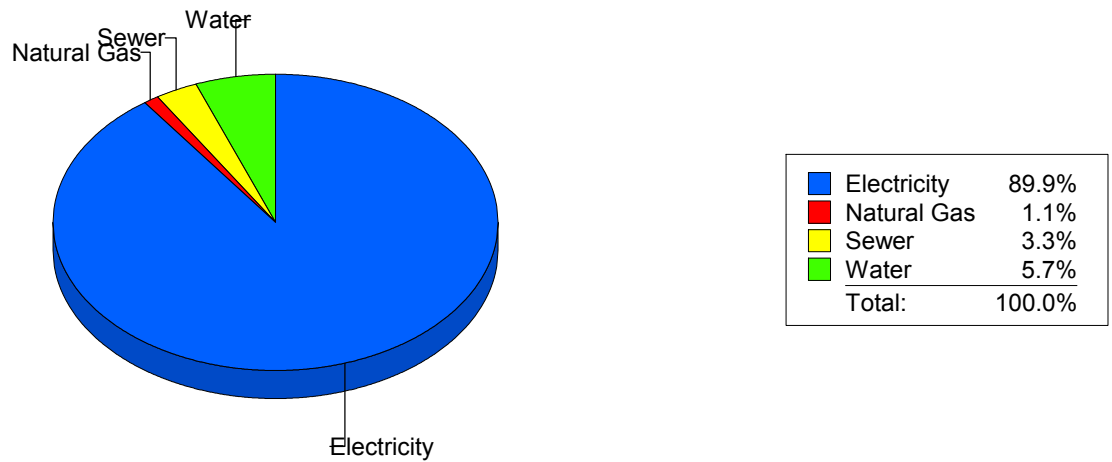
Cost Avoidance Program

Cost Summary Graph

Grouped by Energy Type

Energy Type	Use	Units	Meter Cost	Special Charges	Total Cost	Avg Unit Cost	% of Total Cost
Site: BARRON - BARRON							
Electricity	51,319	KWH	\$9,096.34	\$0.00	\$9,096.34	0.1773	89.94%
Natural Gas	57	CCF	\$107.62	\$0.00	\$107.62	1.8881	1.06%
Water	85	CCF	\$581.44	\$0.00	\$581.44	6.8405	5.75%
Sewer	66	CCF	\$328.71	\$0.00	\$328.71	4.9805	3.25%
Total Cost:			\$10,114.11	\$0.00	\$10,114.11		

For BARRON



Filters: Cost Center Name Not Equal To DoNotReport; Billing Period Equal To 201208All Meter CodesAll Group Names

elpaso

Energy CAP

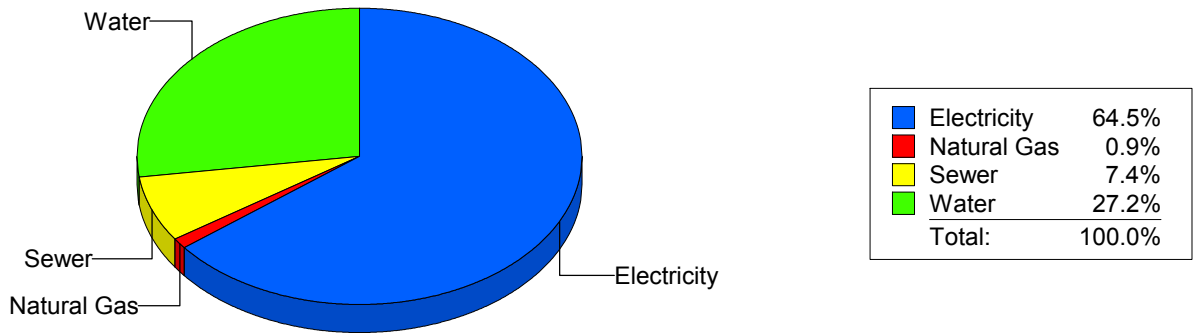
Cost Avoidance Program

Cost Summary Graph

Grouped by Energy Type

Energy Type	Use	Units	Meter Cost	Special Charges	Total Cost	Avg Unit Cost	% of Total Cost
Site: BASSET MIDDLE SCHOOL - BASSET MIDDLE SCHOOL							
Electricity	53,016	KWH	\$7,579.38	\$0.00	\$7,579.38	0.1430	64.52%
Natural Gas	59	CCF	\$108.45	\$0.00	\$108.45	1.8381	0.92%
Water	1,429	CCF	\$3,193.53	\$0.00	\$3,193.53	2.2348	27.18%
Sewer	553	CCF	\$866.17	\$0.00	\$866.17	1.5663	7.37%
Total Cost:			\$11,747.53	\$0.00	\$11,747.53		

For BASSET MIDDLE SCHOOL



Filters: Cost Center Name Not Equal To DoNotReport; Billing Period Equal To 201208All Meter CodesAll Group Names

elpaso

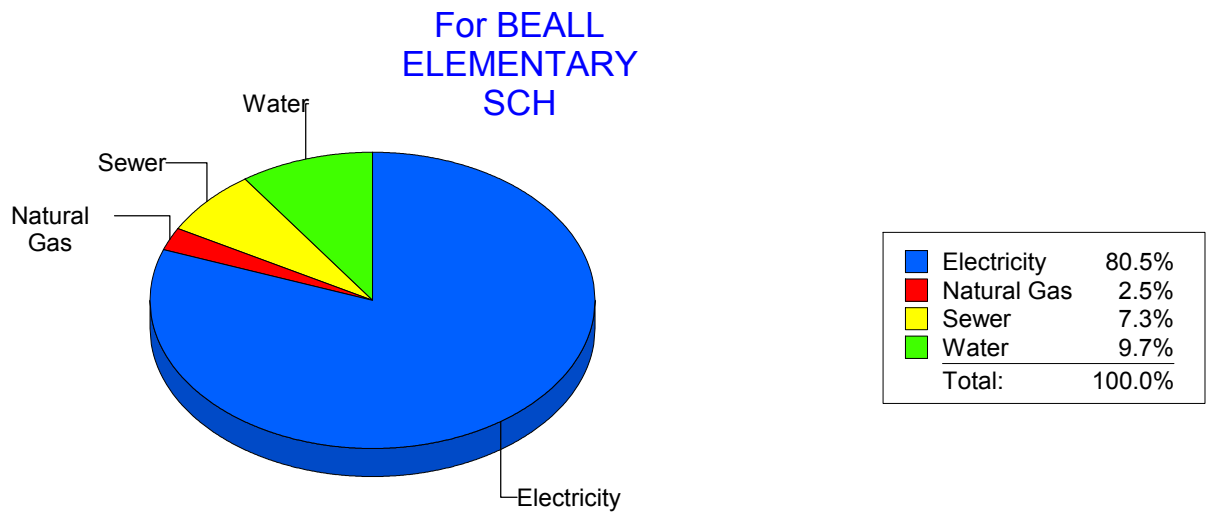
Energy CAP

Cost Avoidance Program

Cost Summary Graph

Grouped by Energy Type

Energy Type	Use	Units	Meter Cost	Special Charges	Total Cost	Avg Unit Cost	% of Total Cost
Site: BEALL ELEMENTARY SCH - BEALL ELEMENTARY SCH							
Electricity	14,327	KWH	\$2,807.66	\$0.00	\$2,807.66	0.1960	80.51%
Natural Gas	6	CCF	\$86.16	\$0.00	\$86.16	14.3600	2.47%
Water	141	CCF	\$339.03	\$0.00	\$339.03	2.4045	9.72%
Sewer	86	CCF	\$254.40	\$0.00	\$254.40	2.9581	7.30%
Total Cost:			\$3,487.25	\$0.00	\$3,487.25		



Filters: Cost Center Name Not Equal To DoNotReport; Billing Period Equal To 201208All Meter CodesAll Group Names

elpaso

Energy CAP

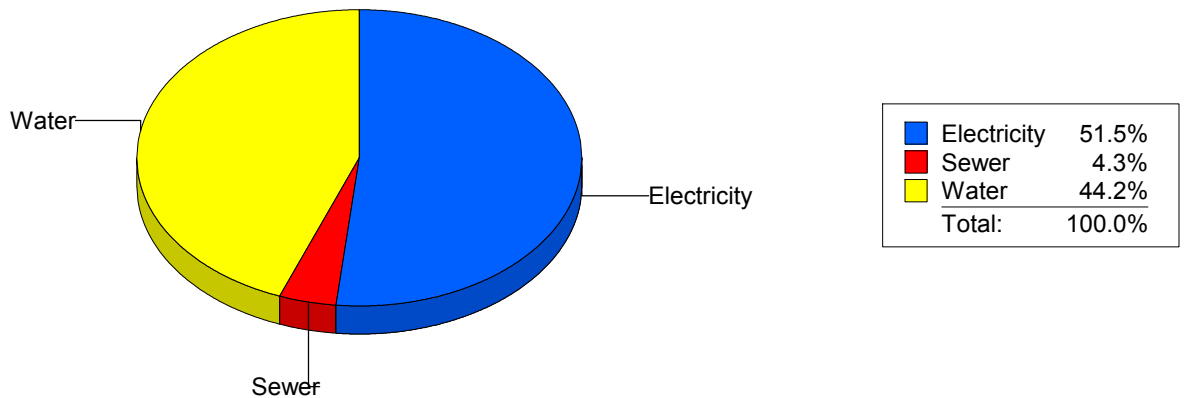
Cost Avoidance Program

Cost Summary Graph

Grouped by Energy Type

Energy Type	Use	Units	Meter Cost	Special Charges	Total Cost	Avg Unit Cost	% of Total Cost
Site: BLISS ELEMENTARY - BLISS ELEMENTARY							
Electricity	24,163	KWH	\$3,602.92	\$0.00	\$3,602.92	0.1491	51.54%
Water	769	CCF	\$3,089.74	\$0.00	\$3,089.74	4.0179	44.20%
Sewer	119	CCF	\$297.63	\$0.00	\$297.63	2.5011	4.26%
Total Cost:			\$6,990.29	\$0.00	\$6,990.29		

For BLISS ELEMENTARY



Filters: Cost Center Name Not Equal To DoNotReport; Billing Period Equal To 201208All Meter CodesAll Group Names

elpaso

Energy CAP

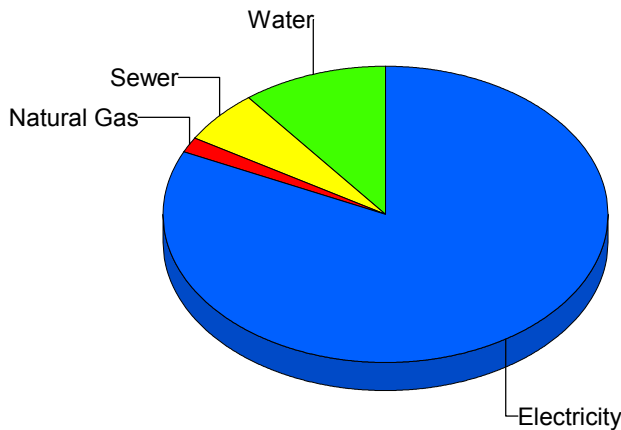
Cost Avoidance Program

Cost Summary Graph

Grouped by Energy Type

Energy Type	Use	Units	Meter Cost	Special Charges	Total Cost	Avg Unit Cost	% of Total Cost
Site: BOND - BOND ELEMENTARY							
Electricity	19,708	KWH	\$4,454.09	\$0.00	\$4,454.09	0.2260	81.89%
Natural Gas	38	CCF	\$99.68	\$0.00	\$99.68	2.6232	1.83%
Water	180	CCF	\$574.58	\$0.00	\$574.58	3.1921	10.56%
Sewer	79	CCF	\$310.65	\$0.00	\$310.65	3.9323	5.71%
Total Cost:			\$5,439.00	\$0.00	\$5,439.00		

For BOND ELEMENTARY



Electricity	81.9%
Natural Gas	1.8%
Sewer	5.7%
Water	10.6%
Total:	100.0%

Filters: Cost Center Name Not Equal To DoNotReport; Billing Period Equal To 201208All Meter CodesAll Group Names

el paso

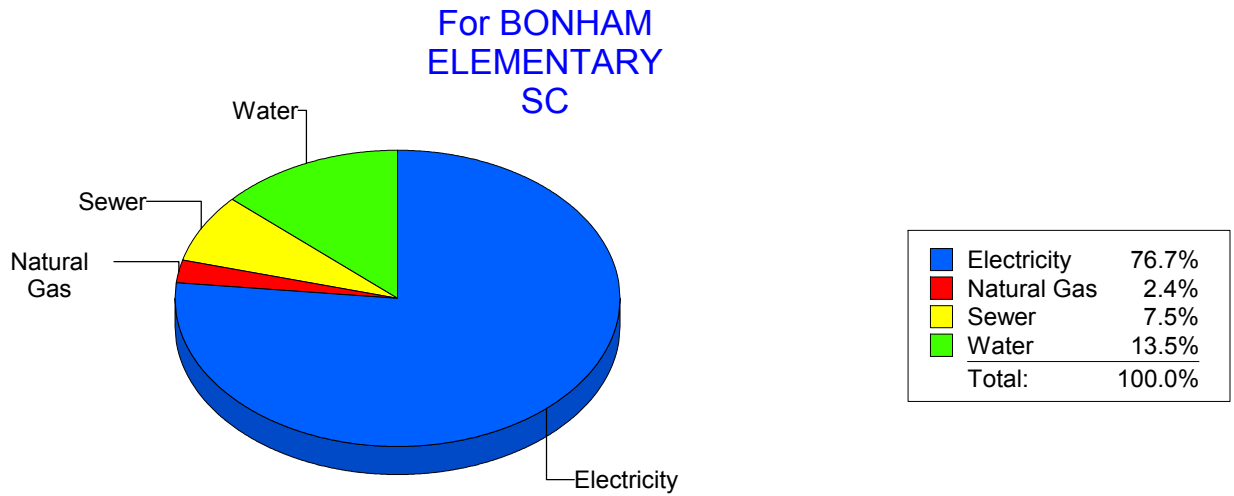
Energy CAP

Cost Avoidance Program

Cost Summary Graph

Grouped by Energy Type

Energy Type	Use	Units	Meter Cost	Special Charges	Total Cost	Avg Unit Cost	% of Total Cost
Site: BONHAM ELEMENTARY SC - BONHAM ELEMENTARY SC							
Electricity	15,856	KWH	\$3,223.42	\$0.00	\$3,223.42	0.2033	76.67%
Natural Gas	40	CCF	\$100.45	\$0.00	\$100.45	2.5113	2.39%
Water	233	CCF	\$566.28	\$0.00	\$566.28	2.4304	13.47%
Sewer	144	CCF	\$314.12	\$0.00	\$314.12	2.1814	7.47%
Total Cost:			\$4,204.27	\$0.00	\$4,204.27		



Filters: Cost Center Name Not Equal To DoNotReport; Billing Period Equal To 201208All Meter CodesAll Group Names

elpaso

Energy CAP

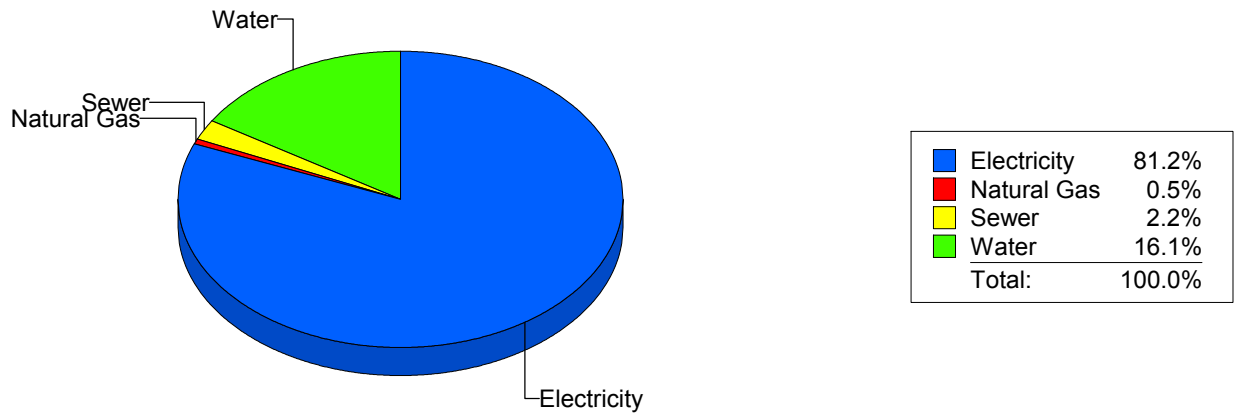
Cost Avoidance Program

Cost Summary Graph

Grouped by Energy Type

Energy Type	Use	Units	Meter Cost	Special Charges	Total Cost	Avg Unit Cost	% of Total Cost
Site: BOWIE HIGH SCHOOL - BOWIE HIGH SCHOOL							
Electricity	296,858	KWH	\$31,162.18	\$0.00	\$31,162.18	0.1050	81.15%
Natural Gas	267	CCF	\$210.92	\$0.00	\$210.92	0.7900	0.55%
Water	4,247	CCF	\$6,177.09	\$0.00	\$6,177.09	1.4545	16.09%
Sewer	325	CCF	\$849.91	\$0.00	\$849.91	2.6151	2.21%
Total Cost:			\$38,400.10	\$0.00	\$38,400.10		

For BOWIE HIGH SCHOOL



Filters: Cost Center Name Not Equal To DoNotReport; Billing Period Equal To 201208All Meter CodesAll Group Names

el Paso

Energy CAP

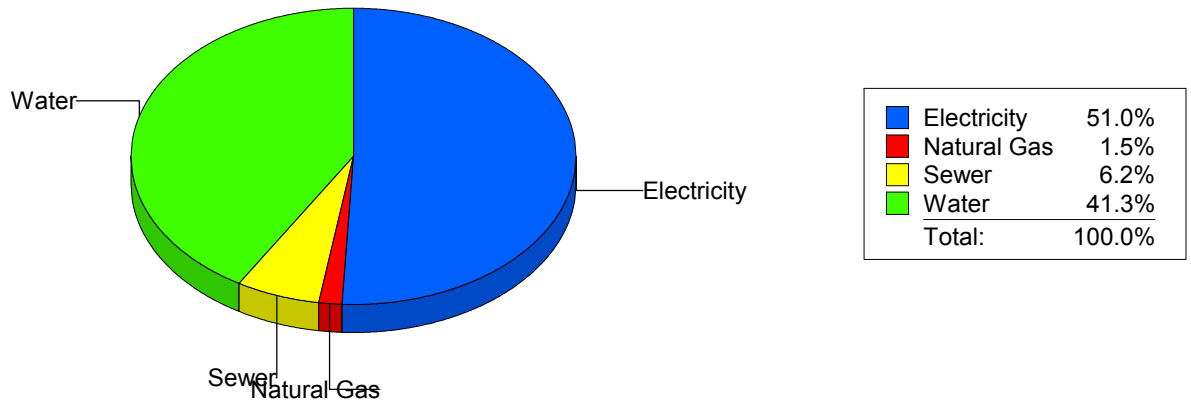
Cost Avoidance Program

Cost Summary Graph

Grouped by Energy Type

Energy Type	Use	Units	Meter Cost	Special Charges	Total Cost	Avg Unit Cost	% of Total Cost
Site: BRADLEY ELEMENTARY - BRADLEY ELEMENTARY							
Electricity	16,200	KWH	\$2,884.59	\$0.00	\$2,884.59	0.1781	50.96%
Natural Gas	107	CCF	\$87.64	\$0.00	\$87.64	0.8191	1.55%
Water	578	CCF	\$2,337.57	\$0.00	\$2,337.57	4.0442	41.30%
Sewer	101	CCF	\$350.62	\$0.00	\$350.62	3.4715	6.19%
Total Cost:			\$5,660.42	\$0.00	\$5,660.42		

For BRADLEY ELEMENTARY



Filters: Cost Center Name Not Equal To DoNotReport; Billing Period Equal To 201208All Meter CodesAll Group Names

el Paso

Energy CAP

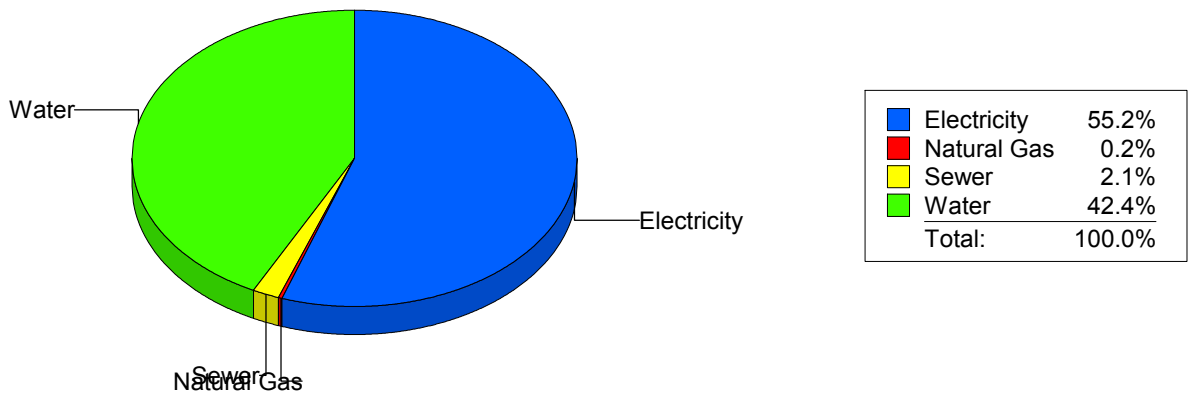
Cost Avoidance Program

Cost Summary Graph

Grouped by Energy Type

Energy Type	Use	Units	Meter Cost	Special Charges	Total Cost	Avg Unit Cost	% of Total Cost
Site: BROWN MIDDLE SCHOOL - BROWN MIDDLE SCHOOL							
Electricity	92,600	KWH	\$11,470.63	\$0.00	\$11,470.63	0.1239	55.25%
Natural Gas	21	CCF	\$50.64	\$0.00	\$50.64	2.4114	0.24%
Water	1,956	CCF	\$8,806.95	\$0.00	\$8,806.95	4.5025	42.42%
Sewer	165	CCF	\$434.46	\$0.00	\$434.46	2.6331	2.09%
Total Cost:			\$20,762.68	\$0.00	\$20,762.68		

For BROWN MIDDLE SCHOOL



Filters: Cost Center Name Not Equal To DoNotReport; Billing Period Equal To 201208All Meter CodesAll Group Names

elpaso

Energy CAP

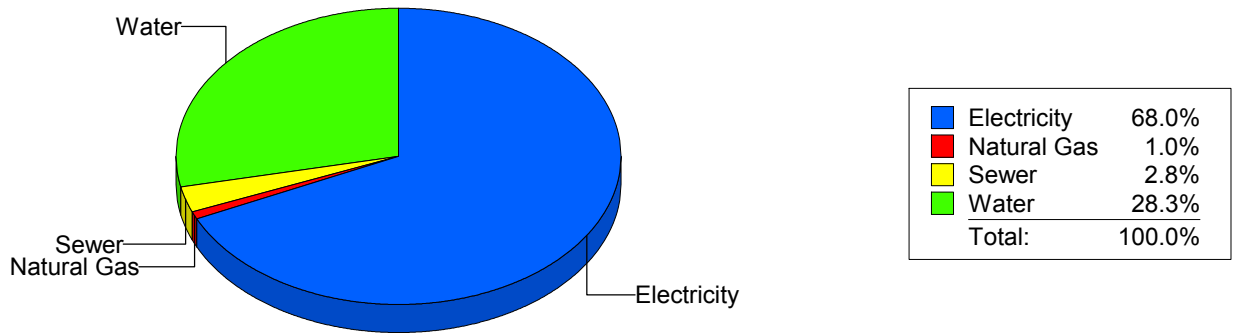
Cost Avoidance Program

Cost Summary Graph

Grouped by Energy Type

Energy Type	Use	Units	Meter Cost	Special Charges	Total Cost	Avg Unit Cost	% of Total Cost
Site: BURGESS HIGH SCHOOL - BURGESS HIGH SCHOOL							
Electricity	96,903	KWH	\$15,160.03	\$0.00	\$15,160.03	0.1564	67.98%
Natural Gas	197	CCF	\$218.31	\$0.00	\$218.31	1.1082	0.98%
Water	1,798	CCF	\$6,309.26	\$0.00	\$6,309.26	3.5090	28.29%
Sewer	194	CCF	\$614.19	\$0.00	\$614.19	3.1659	2.75%
Total Cost:			\$22,301.79	\$0.00	\$22,301.79		

For BURGESS HIGH SCHOOL



Filters: Cost Center Name Not Equal To DoNotReport; Billing Period Equal To 201208All Meter CodesAll Group Names

elpaso

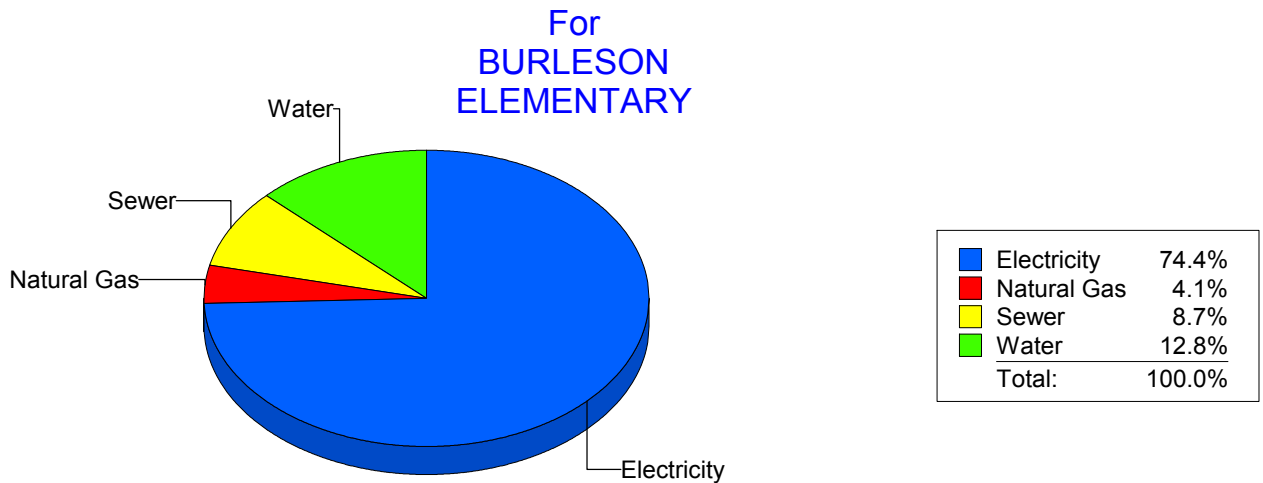
Energy CAP

Cost Avoidance Program

Cost Summary Graph

Grouped by Energy Type

Energy Type	Use	Units	Meter Cost	Special Charges	Total Cost	Avg Unit Cost	% of Total Cost
Site: BURLESON ELEMENTARY - BURLESON ELEMENTARY							
Electricity	15,489	KWH	\$2,961.46	\$0.00	\$2,961.46	0.1912	74.39%
Natural Gas	94	CCF	\$164.34	\$0.00	\$164.34	1.7483	4.13%
Water	340	CCF	\$509.48	\$0.00	\$509.48	1.4985	12.80%
Sewer	166	CCF	\$345.68	\$0.00	\$345.68	2.0824	8.68%
Total Cost:			\$3,980.96	\$0.00	\$3,980.96		



Filters: Cost Center Name Not Equal To DoNotReport; Billing Period Equal To 201208All Meter CodesAll Group Names

el Paso

Energy CAP

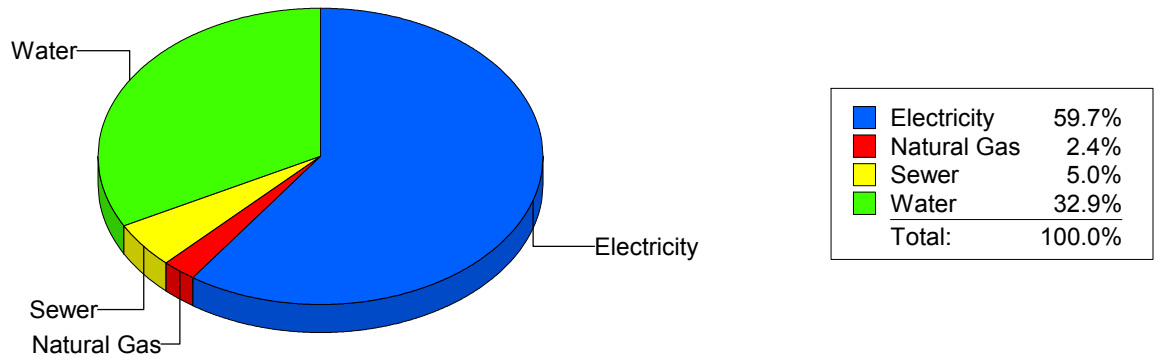
Cost Avoidance Program

Cost Summary Graph

Grouped by Energy Type

Energy Type	Use	Units	Meter Cost	Special Charges	Total Cost	Avg Unit Cost	% of Total Cost
Site: BURNET ELEMENTARY - BURNET ELEMENTARY							
Electricity	18,684	KWH	\$3,087.90	\$0.00	\$3,087.90	0.1653	59.70%
Natural Gas	2	CCF	\$126.30	\$0.00	\$126.30	63.1500	2.44%
Water	460	CCF	\$1,700.19	\$0.00	\$1,700.19	3.6961	32.87%
Sewer	99	CCF	\$257.91	\$0.00	\$257.91	2.6052	4.99%
Total Cost:			\$5,172.30	\$0.00	\$5,172.30		

For BURNET ELEMENTARY



Filters: Cost Center Name Not Equal To DoNotReport; Billing Period Equal To 201208All Meter CodesAll Group Names

elpaso

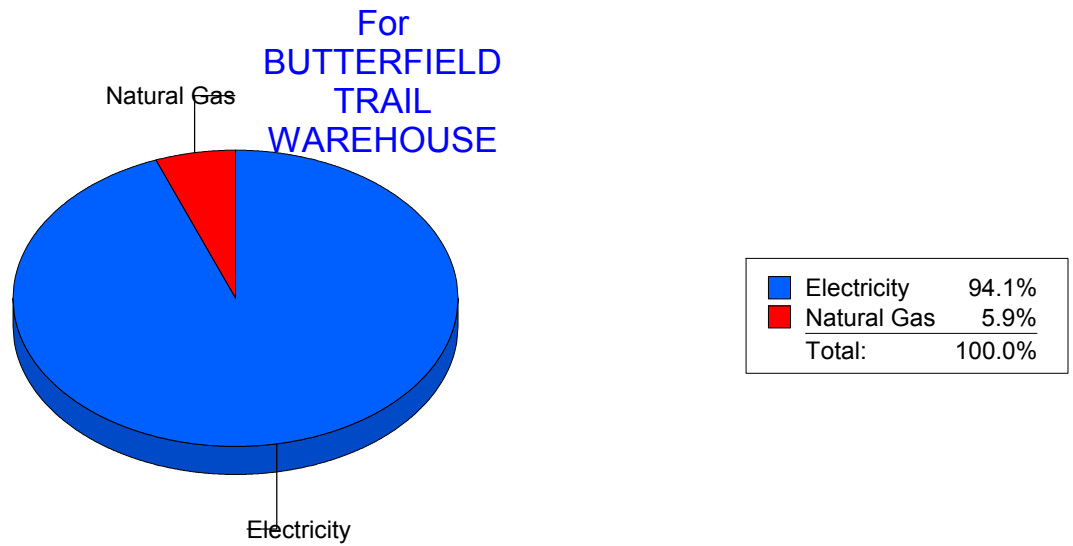
Energy CAP

Cost Avoidance Program

Cost Summary Graph

Grouped by Energy Type

Energy Type	Use	Units	Meter Cost	Special Charges	Total Cost	Avg Unit Cost	% of Total Cost
Site: BUTTERFIELDTRAILWAREHOUSE - BUTTERFIELD TRAIL WAREHOUSE							
Electricity	4,500	KWH	\$698.39	\$0.00	\$698.39	0.1552	94.08%
Natural Gas	5	CCF	\$43.92	\$0.00	\$43.92	8.7840	5.92%
Total Cost:			\$742.31	\$0.00	\$742.31		



Filters: Cost Center Name Not Equal To DoNotReport; Billing Period Equal To 201208All Meter CodesAll Group Names

el Paso

Energy CAP

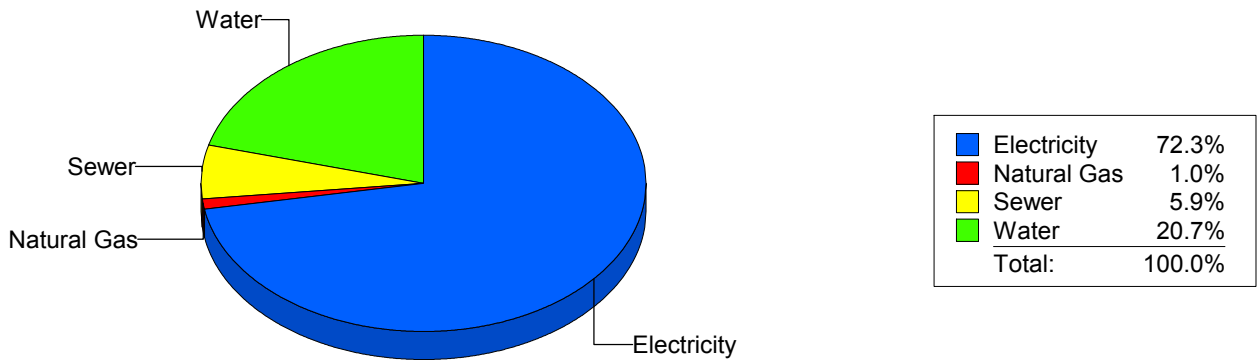
Cost Avoidance Program

Cost Summary Graph

Grouped by Energy Type

Energy Type	Use	Units	Meter Cost	Special Charges	Total Cost	Avg Unit Cost	% of Total Cost
Site: CANYON HILLS MIDDLE - CANYON HILLS MIDDLE							
Electricity	59,742	KWH	\$8,550.27	\$0.00	\$8,550.27	0.1431	72.34%
Natural Gas	84	CCF	\$118.79	\$0.00	\$118.79	1.4142	1.00%
Water	701	CCF	\$2,450.07	\$0.00	\$2,450.07	3.4951	20.73%
Sewer	202	CCF	\$701.24	\$0.00	\$701.24	3.4715	5.93%
Total Cost:			\$11,820.37	\$0.00	\$11,820.37		

For CANYON HILLS MIDDLE



Filters: Cost Center Name Not Equal To DoNotReport; Billing Period Equal To 201208All Meter CodesAll Group Names

elpaso

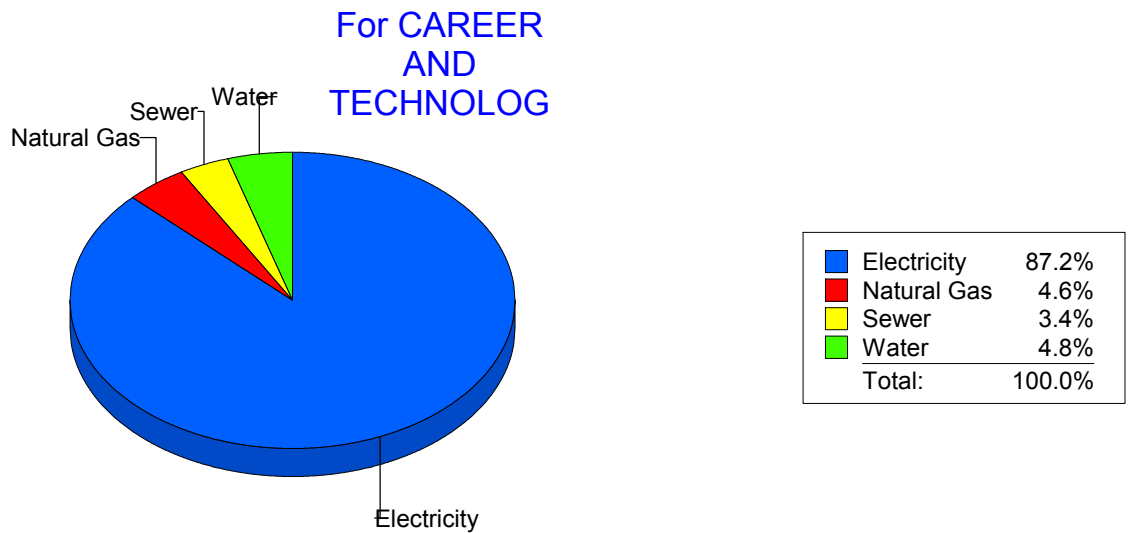
Energy CAP

Cost Avoidance Program

Cost Summary Graph

Grouped by Energy Type

Energy Type	Use	Units	Meter Cost	Special Charges	Total Cost	Avg Unit Cost	% of Total Cost
Site: CAREER AND TECHNOLOG - CAREER AND TECHNOLOG							
Electricity	92,200	KWH	\$11,418.53	\$0.00	\$11,418.53	0.1238	87.18%
Natural Gas	1,090	CCF	\$603.40	\$0.00	\$603.40	0.5536	4.61%
Water	262	CCF	\$631.61	\$0.00	\$631.61	2.4107	4.82%
Sewer	192	CCF	\$444.22	\$0.00	\$444.22	2.3136	3.39%
Total Cost:			\$13,097.76	\$0.00	\$13,097.76		



Filters: Cost Center Name Not Equal To DoNotReport; Billing Period Equal To 201208All Meter CodesAll Group Names

elpaso

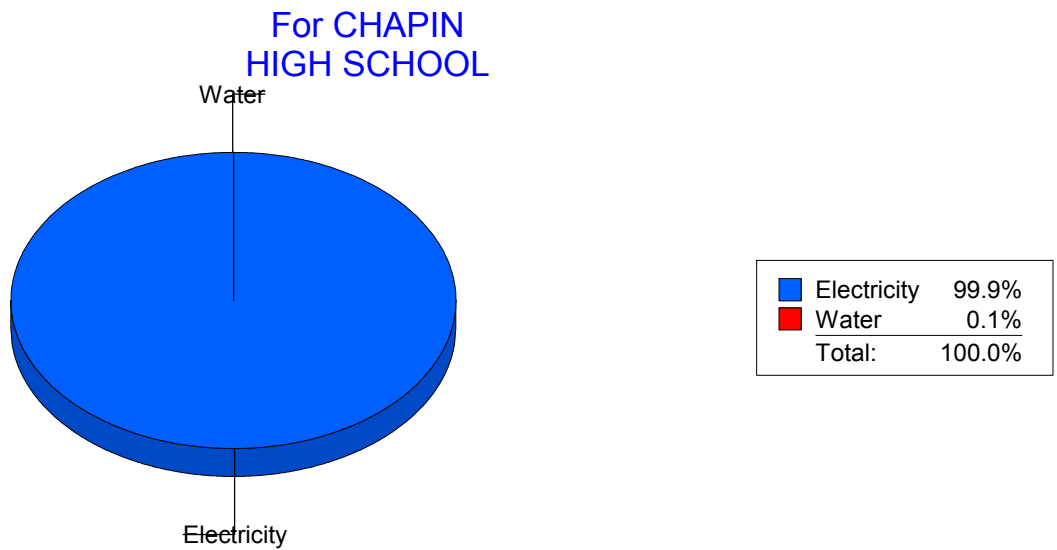
Energy CAP

Cost Avoidance Program

Cost Summary Graph

Grouped by Energy Type

Energy Type	Use	Units	Meter Cost	Special Charges	Total Cost	Avg Unit Cost	% of Total Cost
Site: CHAPIN HIGH SCHOOL - CHAPIN HIGH SCHOOL							
Electricity	271,597	KWH	\$32,718.97	\$0.00	\$32,718.97	0.1205	99.86%
Water	0	CCF	\$44.96	\$0.00	\$44.96	0.0000	0.14%
Total Cost:			\$32,763.93	\$0.00	\$32,763.93		



Filters: Cost Center Name Not Equal To DoNotReport; Billing Period Equal To 201208All Meter CodesAll Group Names

el paso

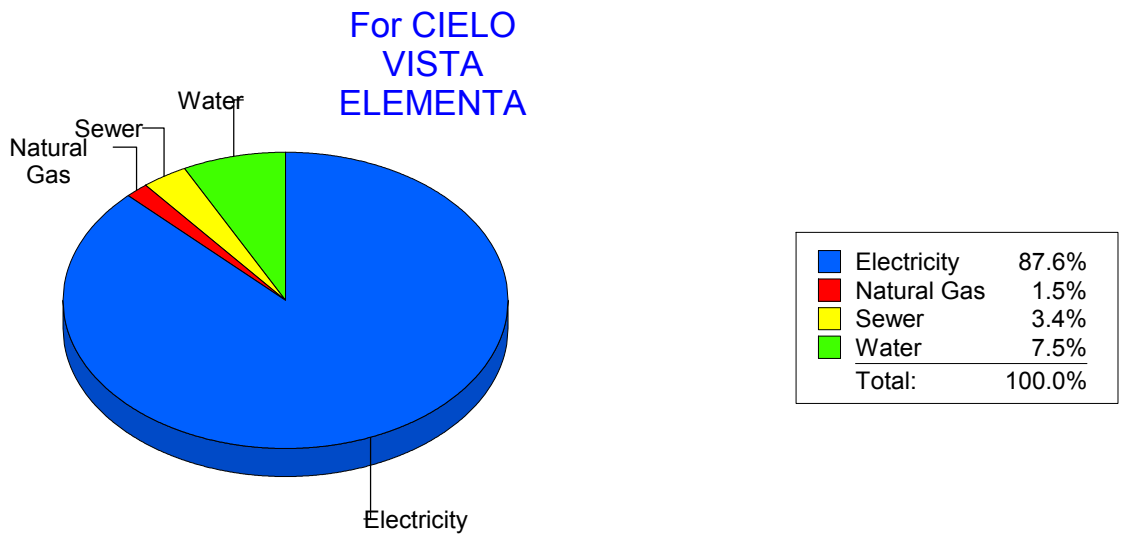
Energy CAP

Cost Avoidance Program

Cost Summary Graph

Grouped by Energy Type

Energy Type	Use	Units	Meter Cost	Special Charges	Total Cost	Avg Unit Cost	% of Total Cost
Site: CIELO VISTA ELEMENTA - CIELO VISTA ELEMENTA							
Electricity	43,260	KWH	\$6,572.72	\$0.00	\$6,572.72	0.1519	87.57%
Natural Gas	69	CCF	\$112.67	\$0.00	\$112.67	1.6329	1.50%
Water	215	CCF	\$564.20	\$0.00	\$564.20	2.6242	7.52%
Sewer	87	CCF	\$255.71	\$0.00	\$255.71	2.9392	3.41%
Total Cost:			\$7,505.30	\$0.00	\$7,505.30		



Filters: Cost Center Name Not Equal To DoNotReport; Billing Period Equal To 201208All Meter CodesAll Group Names

el Paso

Energy CAP

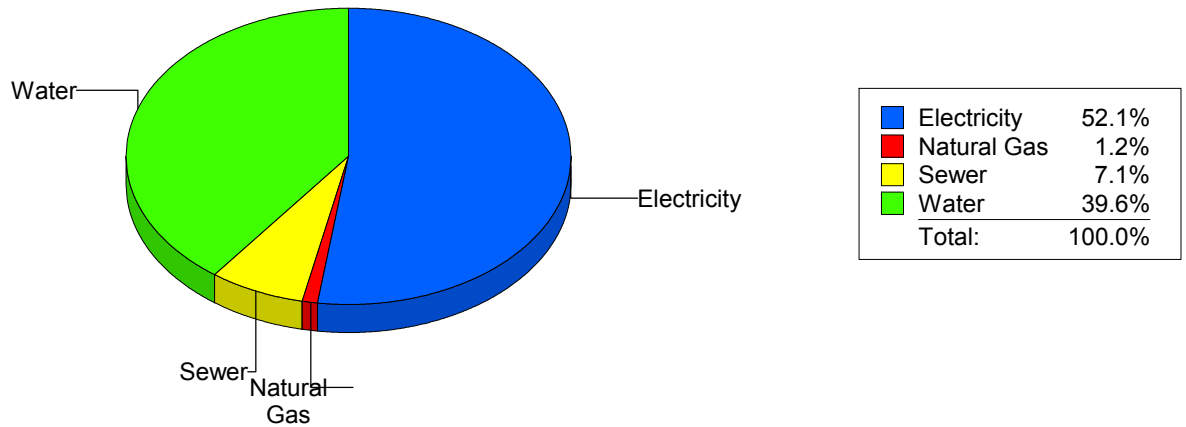
Cost Avoidance Program

Cost Summary Graph

Grouped by Energy Type

Energy Type	Use	Units	Meter Cost	Special Charges	Total Cost	Avg Unit Cost	% of Total Cost
Site: CLARDY ELEMENTARY SC - CLARDY ELEMENTARY SC							
Electricity	19,025	KWH	\$3,924.96	\$0.00	\$3,924.96	0.2063	52.14%
Natural Gas	10	CCF	\$87.84	\$0.00	\$87.84	8.7840	1.17%
Water	932	CCF	\$2,982.08	\$0.00	\$2,982.08	3.1997	39.61%
Sewer	250	CCF	\$533.35	\$0.00	\$533.35	2.1334	7.08%
Total Cost:			\$7,528.23	\$0.00	\$7,528.23		

For CLARDY
ELEMENTARY
SC



Filters: Cost Center Name Not Equal To DoNotReport; Billing Period Equal To 201208All Meter CodesAll Group Names

elpaso

Energy CAP

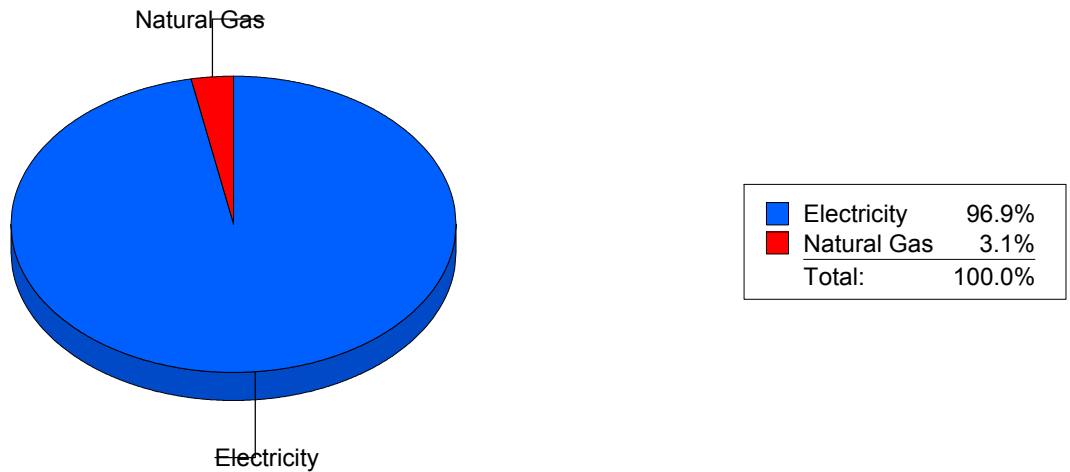
Cost Avoidance Program

Cost Summary Graph

Grouped by Energy Type

Energy Type	Use	Units	Meter Cost	Special Charges	Total Cost	Avg Unit Cost	% of Total Cost
Site: CLENDININ - CLENDININ							
Electricity	46,750	KWH	\$7,288.75	\$0.00	\$7,288.75	0.1559	96.92%
Natural Gas	375	CCF	\$231.53	\$0.00	\$231.53	0.6174	3.08%
Total Cost:			\$7,520.28	\$0.00	\$7,520.28		

For CLENDININ



Filters: Cost Center Name Not Equal To DoNotReport; Billing Period Equal To 201208All Meter CodesAll Group Names

elpaso

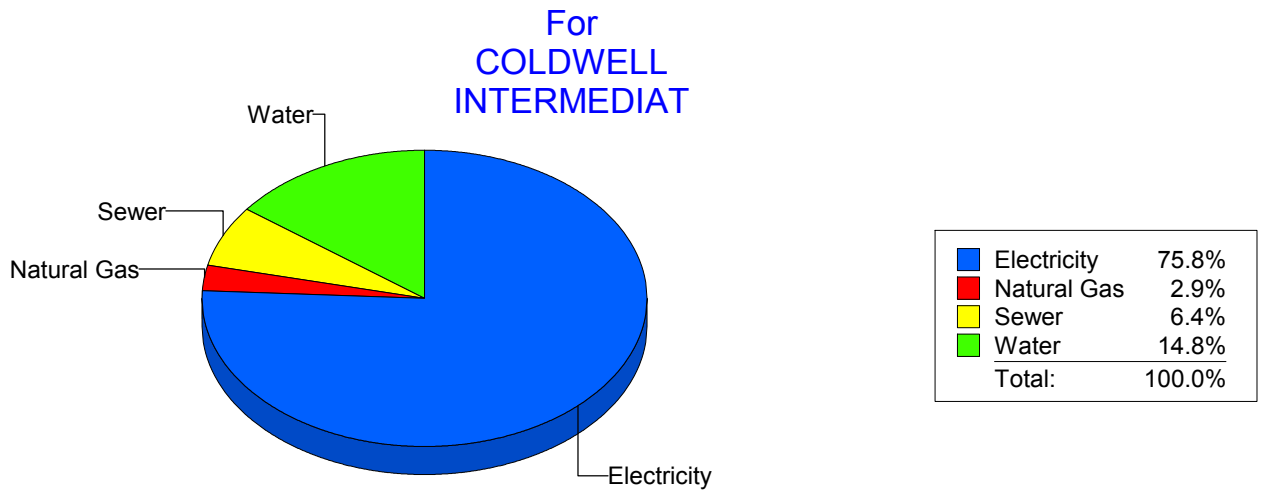
Energy CAP

Cost Avoidance Program

Cost Summary Graph

Grouped by Energy Type

Energy Type	Use	Units	Meter Cost	Special Charges	Total Cost	Avg Unit Cost	% of Total Cost
Site: COLDWELL INTERMEDIAT - COLDWELL INTERMEDIAT							
Electricity	20,544	KWH	\$3,431.96	\$0.00	\$3,431.96	0.1671	75.80%
Natural Gas	19	CCF	\$133.45	\$0.00	\$133.45	7.0237	2.95%
Water	222	CCF	\$670.26	\$0.00	\$670.26	3.0192	14.80%
Sewer	86	CCF	\$291.84	\$0.00	\$291.84	3.3935	6.45%
Total Cost:			\$4,527.51	\$0.00	\$4,527.51		



Filters: Cost Center Name Not Equal To DoNotReport; Billing Period Equal To 201208All Meter CodesAll Group Names

elpaso

Energy CAP

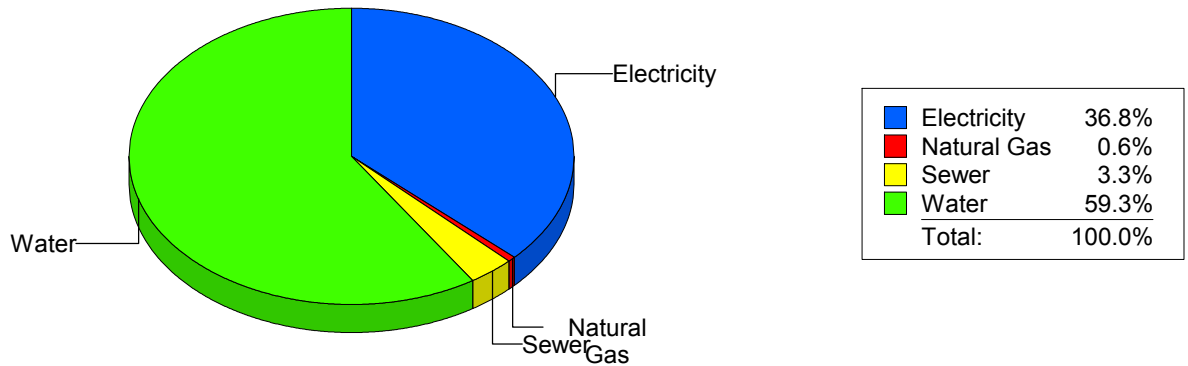
Cost Avoidance Program

Cost Summary Graph

Grouped by Energy Type

Energy Type	Use	Units	Meter Cost	Special Charges	Total Cost	Avg Unit Cost	% of Total Cost
Site: COLLINS ELEMENTARY - COLLINS ELEMENTARY							
Electricity	27,348	KWH	\$4,937.82	\$0.00	\$4,937.82	0.1806	36.83%
Natural Gas	1	CCF	\$84.06	\$0.00	\$84.06	84.0600	0.63%
Water	1,881	CCF	\$7,943.44	\$0.00	\$7,943.44	4.2230	59.25%
Sewer	228	CCF	\$440.42	\$0.00	\$440.42	1.9317	3.29%
Total Cost:			\$13,405.74	\$0.00	\$13,405.74		

For COLLINS ELEMENTARY



Filters: Cost Center Name Not Equal To DoNotReport; Billing Period Equal To 201208All Meter CodesAll Group Names

elpaso

Energy CAP

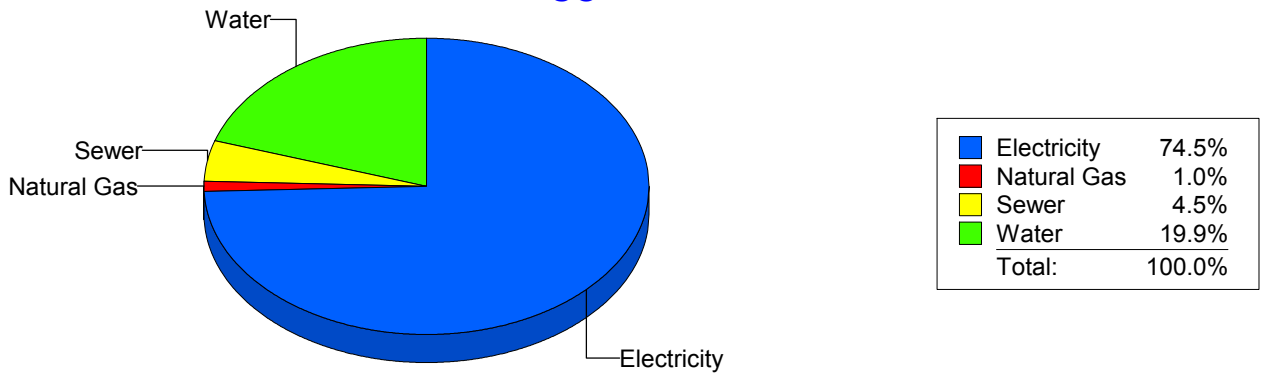
Cost Avoidance Program

Cost Summary Graph

Grouped by Energy Type

Energy Type	Use	Units	Meter Cost	Special Charges	Total Cost	Avg Unit Cost	% of Total Cost
Site: COOLEY ELEMENTARY SC - COOLEY ELEMENTARY SC							
Electricity	61,400	KWH	\$9,601.78	\$0.00	\$9,601.78	0.1564	74.52%
Natural Gas	110	CCF	\$131.05	\$0.00	\$131.05	1.1914	1.02%
Water	574	CCF	\$2,569.96	\$0.00	\$2,569.96	4.4773	19.95%
Sewer	150	CCF	\$581.53	\$0.00	\$581.53	3.8769	4.51%
Total Cost:			\$12,884.32	\$0.00	\$12,884.32		

For COOLEY
ELEMENTARY
SC



Filters: Cost Center Name Not Equal To DoNotReport; Billing Period Equal To 201208All Meter CodesAll Group Names

elpaso

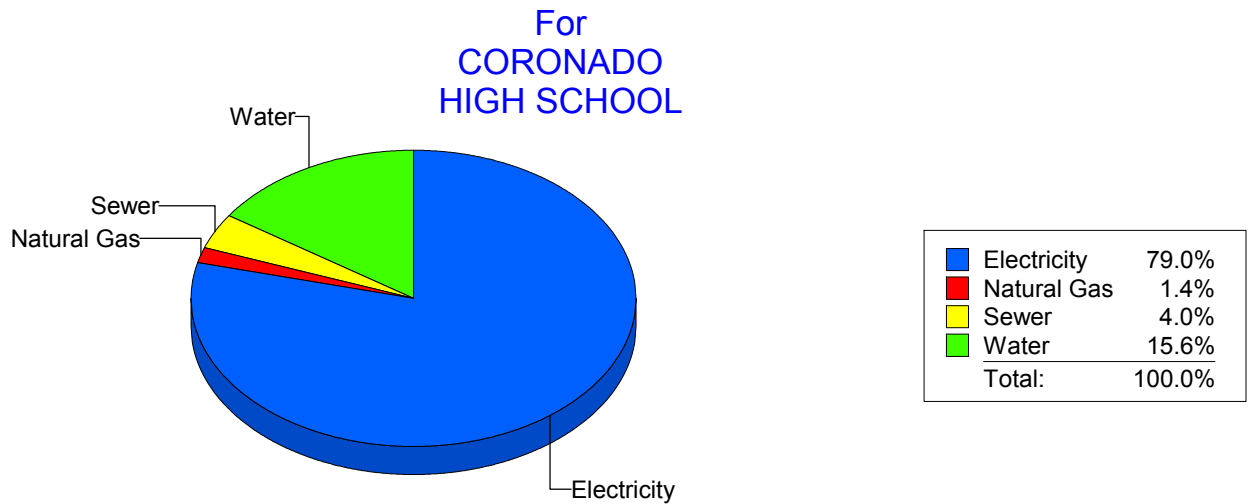
Energy CAP

Cost Avoidance Program

Cost Summary Graph

Grouped by Energy Type

Energy Type	Use	Units	Meter Cost	Special Charges	Total Cost	Avg Unit Cost	% of Total Cost
Site: CORONADO HIGH SCHOOL - CORONADO HIGH SCHOOL							
Electricity	212,446	KWH	\$29,562.80	\$0.00	\$29,562.80	0.1392	79.00%
Natural Gas	799	CCF	\$534.61	\$0.00	\$534.61	0.6691	1.43%
Water	3,842	CCF	\$5,829.44	\$0.00	\$5,829.44	1.5173	15.58%
Sewer	909	CCF	\$1,494.03	\$0.00	\$1,494.03	1.6436	3.99%
Total Cost:			\$37,420.88	\$0.00	\$37,420.88		



Filters: Cost Center Name Not Equal To DoNotReport; Billing Period Equal To 201208All Meter CodesAll Group Names

elpaso

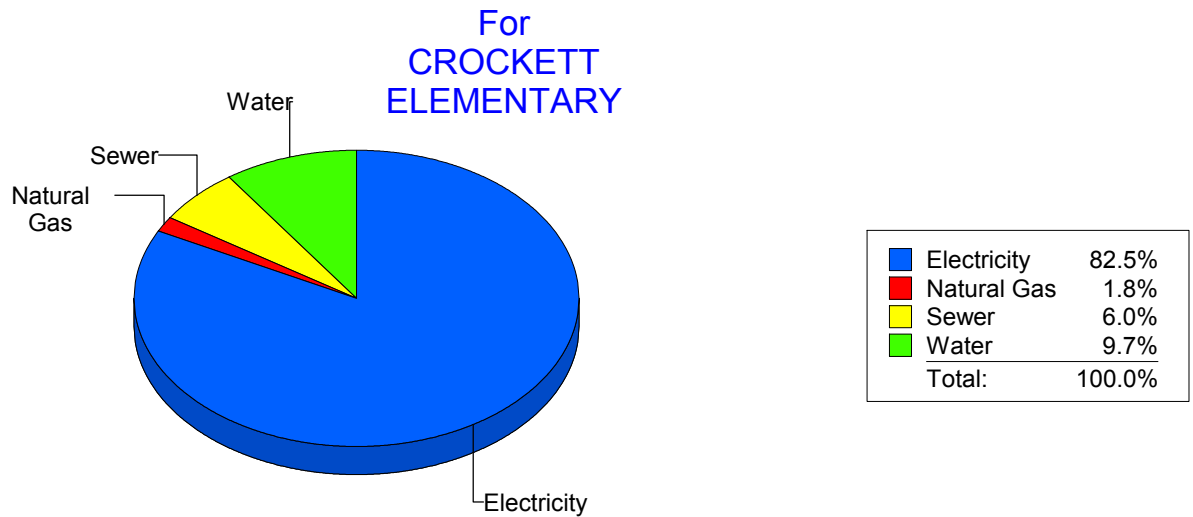
Energy CAP

Cost Avoidance Program

Cost Summary Graph

Grouped by Energy Type

Energy Type	Use	Units	Meter Cost	Special Charges	Total Cost	Avg Unit Cost	% of Total Cost
Site: CROCKETT - CROCKETT ELEMENTARY							
Electricity	20,800	KWH	\$4,045.49	\$0.00	\$4,045.49	0.1945	82.47%
Natural Gas	105	CCF	\$86.55	\$0.00	\$86.55	0.8243	1.76%
Water	278	CCF	\$477.64	\$0.00	\$477.64	1.7181	9.74%
Sewer	128	CCF	\$295.90	\$0.00	\$295.90	2.3117	6.03%
Total Cost:			\$4,905.58	\$0.00	\$4,905.58		



Filters: Cost Center Name Not Equal To DoNotReport; Billing Period Equal To 201208All Meter CodesAll Group Names

elpaso

Energy CAP

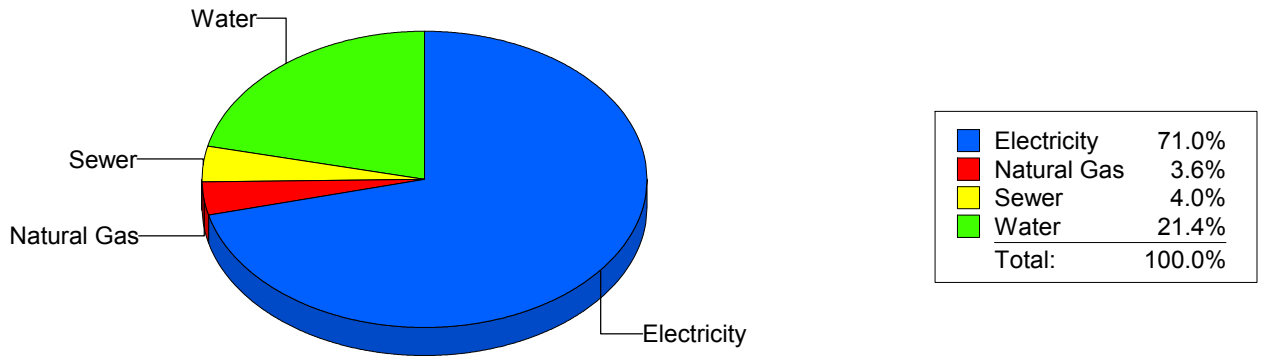
Cost Avoidance Program

Cost Summary Graph

Grouped by Energy Type

Energy Type	Use	Units	Meter Cost	Special Charges	Total Cost	Avg Unit Cost	% of Total Cost
Site: CROSBY ELEMENTARY - CROSBY ELEMENTARY							
Electricity	26,194	KWH	\$4,383.29	\$0.00	\$4,383.29	0.1673	71.00%
Natural Gas	279	CCF	\$221.81	\$0.00	\$221.81	0.7950	3.59%
Water	377	CCF	\$1,322.41	\$0.00	\$1,322.41	3.5077	21.42%
Sewer	90	CCF	\$246.12	\$0.00	\$246.12	2.7347	3.99%
Total Cost:			\$6,173.63	\$0.00	\$6,173.63		

For CROSBY ELEMENTARY



Filters: Cost Center Name Not Equal To DoNotReport; Billing Period Equal To 201208All Meter CodesAll Group Names

elpaso

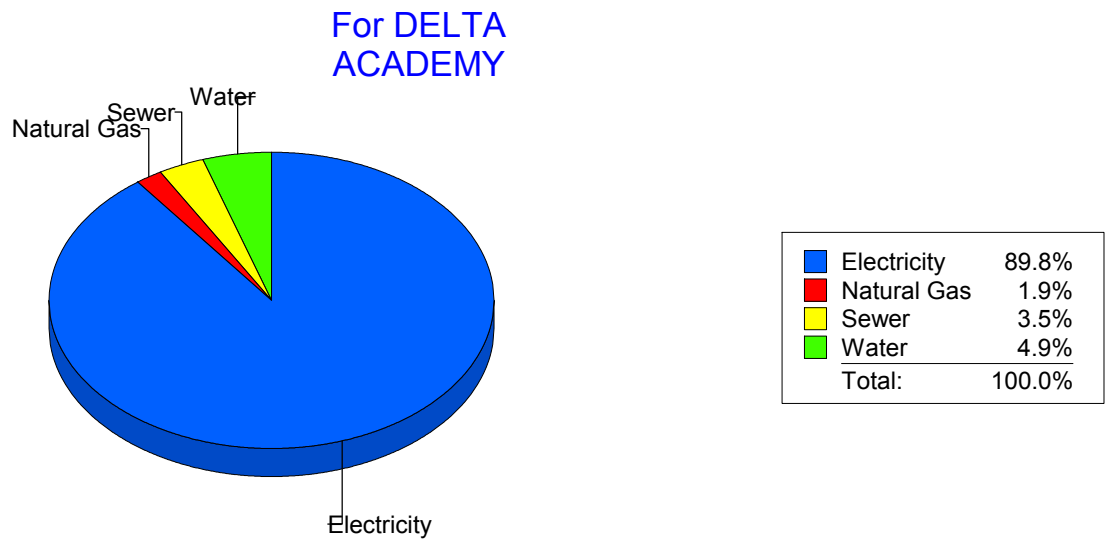
Energy CAP

Cost Avoidance Program

Cost Summary Graph

Grouped by Energy Type

Energy Type	Use	Units	Meter Cost	Special Charges	Total Cost	Avg Unit Cost	% of Total Cost
Site: DELTA ACADEMY - DELTA ACADEMY							
Electricity	15,093	KWH	\$1,386.18	\$0.00	\$1,386.18	0.0918	89.75%
Natural Gas	55	CCF	\$29.05	\$0.00	\$29.05	0.5282	1.88%
Water	26	CCF	\$75.55	\$0.00	\$75.55	2.9058	4.89%
Sewer	18	CCF	\$53.67	\$0.00	\$53.67	2.9817	3.48%
Total Cost:			\$1,544.45	\$0.00	\$1,544.45		



Filters: Cost Center Name Not Equal To DoNotReport; Billing Period Equal To 201208All Meter CodesAll Group Names

el Paso

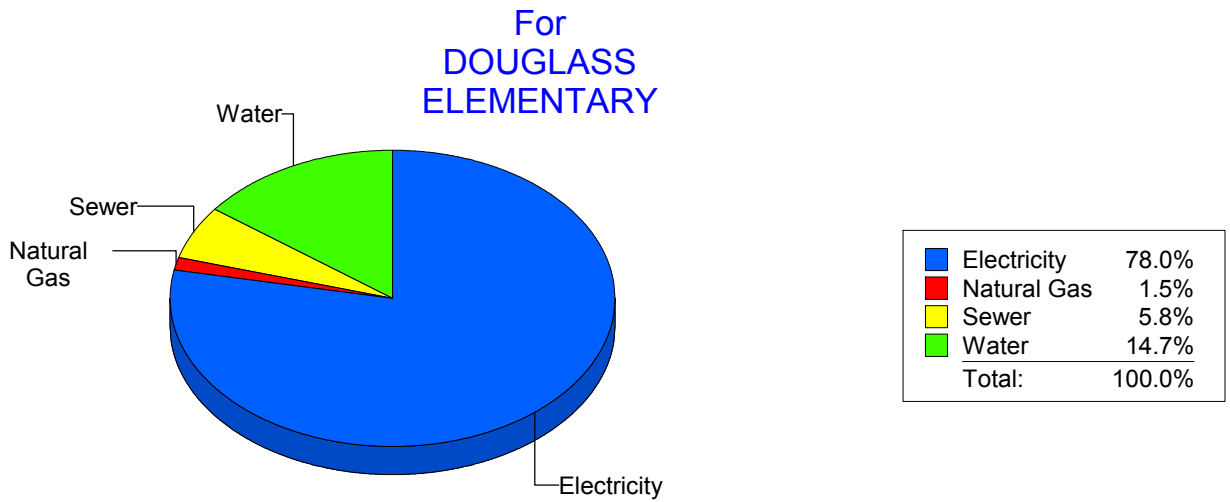
Energy CAP

Cost Avoidance Program

Cost Summary Graph

Grouped by Energy Type

Energy Type	Use	Units	Meter Cost	Special Charges	Total Cost	Avg Unit Cost	% of Total Cost
Site: DOUGLASS ELEMENTARY - DOUGLASS ELEMENTARY							
Electricity	29,474	KWH	\$4,457.64	\$0.00	\$4,457.64	0.1512	77.95%
Natural Gas	7	CCF	\$86.58	\$0.00	\$86.58	12.3686	1.51%
Water	287	CCF	\$841.39	\$0.00	\$841.39	2.9317	14.71%
Sewer	119	CCF	\$332.71	\$0.00	\$332.71	2.7959	5.82%
Total Cost:			\$5,718.32	\$0.00	\$5,718.32		



Filters: Cost Center Name Not Equal To DoNotReport; Billing Period Equal To 201208All Meter CodesAll Group Names

elpaso

Energy CAP

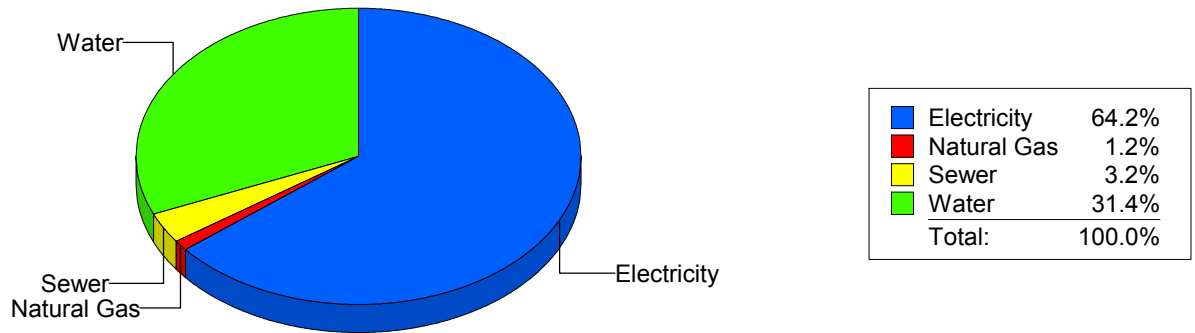
Cost Avoidance Program

Cost Summary Graph

Grouped by Energy Type

Energy Type	Use	Units	Meter Cost	Special Charges	Total Cost	Avg Unit Cost	% of Total Cost
Site: DOWELL ELEMENTARY - DOWELL ELEMENTARY							
Electricity	16,818	KWH	\$2,810.65	\$0.00	\$2,810.65	0.1671	64.16%
Natural Gas	30	CCF	\$54.43	\$0.00	\$54.43	1.8143	1.24%
Water	640	CCF	\$1,373.99	\$0.00	\$1,373.99	2.1469	31.37%
Sewer	69	CCF	\$141.35	\$0.00	\$141.35	2.0486	3.23%
Total Cost:			\$4,380.42	\$0.00	\$4,380.42		

For DOWELL ELEMENTARY



Filters: Cost Center Name Not Equal To DoNotReport; Billing Period Equal To 201208All Meter CodesAll Group Names

el paso

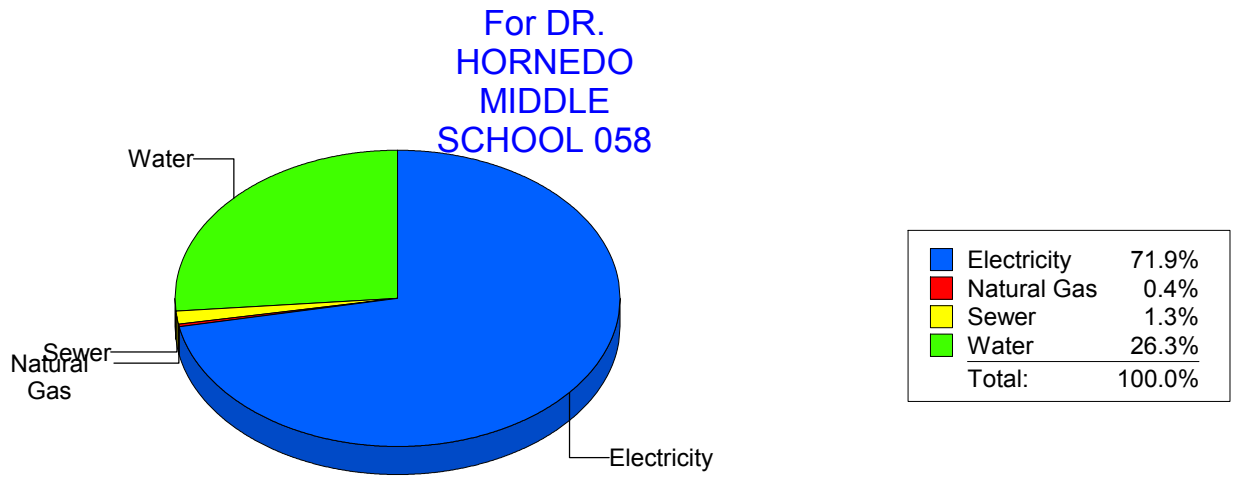
Energy CAP

Cost Avoidance Program

Cost Summary Graph

Grouped by Energy Type

Energy Type	Use	Units	Meter Cost	Special Charges	Total Cost	Avg Unit Cost	% of Total Cost
Site: DRHORNEDOMIDDLESCHOOL - DR. HORNEDO MIDDLE SCHOOL 058							
Electricity	121,600	KWH	\$17,318.35	\$0.00	\$17,318.35	0.1424	71.95%
Natural Gas	120	CCF	\$94.61	\$0.00	\$94.61	0.7884	0.39%
Water	1,774	CCF	\$6,333.37	\$0.00	\$6,333.37	3.5701	26.31%
Sewer	81	CCF	\$324.42	\$0.00	\$324.42	4.0052	1.35%
Total Cost:			\$24,070.75	\$0.00	\$24,070.75		



Filters: Cost Center Name Not Equal To DoNotReport; Billing Period Equal To 201208All Meter CodesAll Group Names

elpaso

Energy CAP

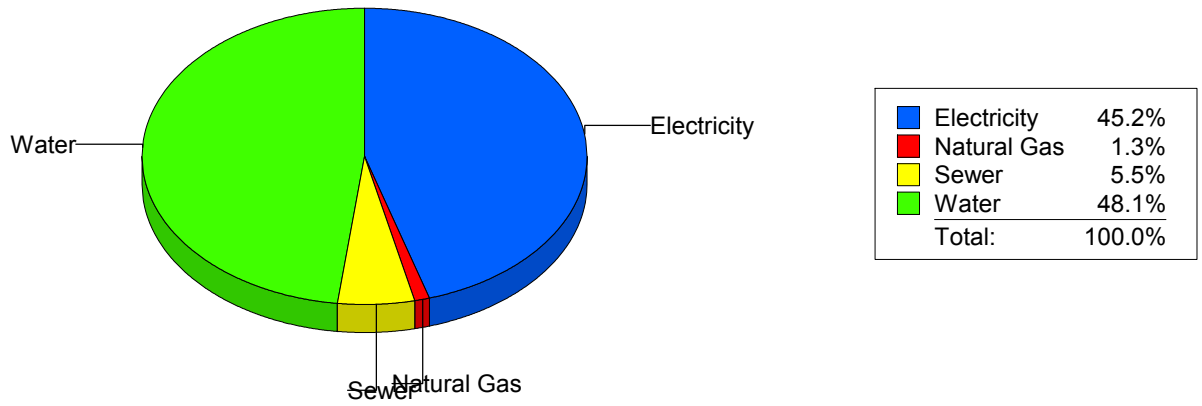
Cost Avoidance Program

Cost Summary Graph

Grouped by Energy Type

Energy Type	Use	Units	Meter Cost	Special Charges	Total Cost	Avg Unit Cost	% of Total Cost
Site: DR. L.A. NIXON ELEME - DR. L.A. NIXON ELEME							
Electricity	27,768	KWH	\$4,624.08	\$0.00	\$4,624.08	0.1665	45.18%
Natural Gas	107	CCF	\$129.46	\$0.00	\$129.46	1.2099	1.26%
Water	1,274	CCF	\$4,922.73	\$0.00	\$4,922.73	3.8640	48.10%
Sewer	229	CCF	\$557.80	\$0.00	\$557.80	2.4358	5.45%
Total Cost:			\$10,234.07	\$0.00	\$10,234.07		

For DR. L.A. NIXON ELEME



Filters: Cost Center Name Not Equal To DoNotReport; Billing Period Equal To 201208All Meter CodesAll Group Names

elpaso

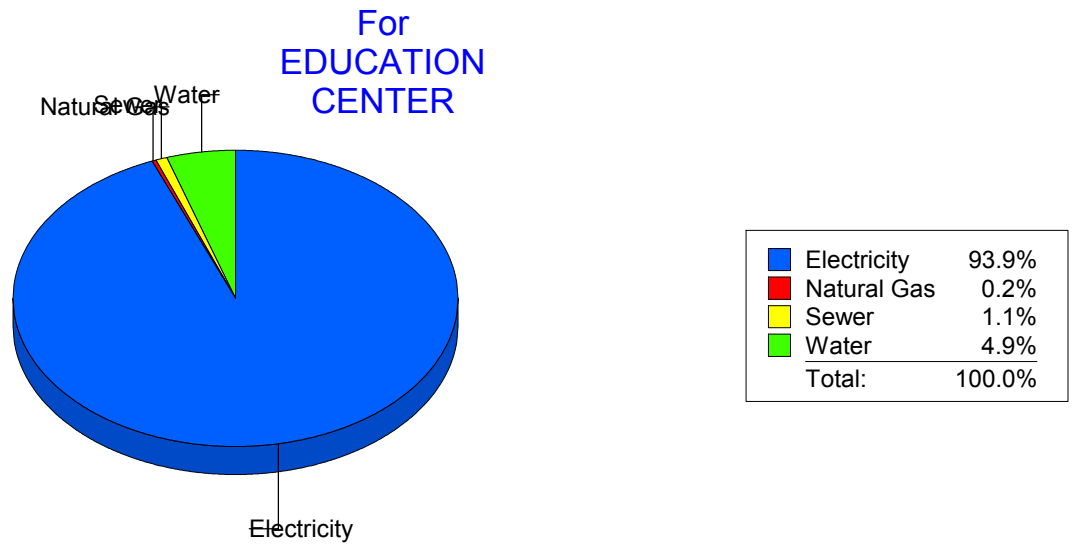
Energy CAP

Cost Avoidance Program

Cost Summary Graph

Grouped by Energy Type

Energy Type	Use	Units	Meter Cost	Special Charges	Total Cost	Avg Unit Cost	% of Total Cost
Site: EDUCATION CENTER - EDUCATION CENTER							
Electricity	330,974	KWH	\$35,619.94	\$0.00	\$35,619.94	0.1076	93.87%
Natural Gas	51	CCF	\$63.26	\$0.00	\$63.26	1.2404	0.17%
Water	786	CCF	\$1,853.60	\$0.00	\$1,853.60	2.3583	4.88%
Sewer	177	CCF	\$411.05	\$0.00	\$411.05	2.3223	1.08%
Total Cost:			\$37,947.85	\$0.00	\$37,947.85		



Filters: Cost Center Name Not Equal To DoNotReport; Billing Period Equal To 201208All Meter CodesAll Group Names

elpaso

Energy CAP

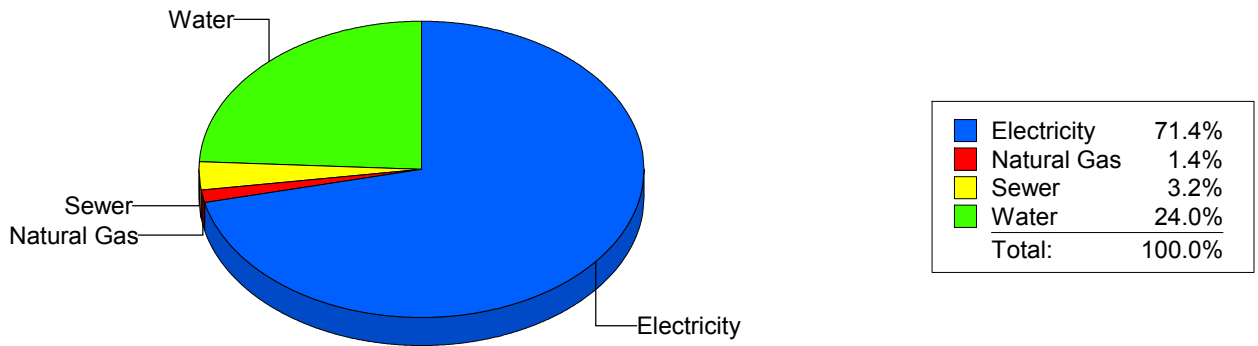
Cost Avoidance Program

Cost Summary Graph

Grouped by Energy Type

Energy Type	Use	Units	Meter Cost	Special Charges	Total Cost	Avg Unit Cost	% of Total Cost
Site: EL PASO HIGH SCHOOL - EL PASO HIGH SCHOOL							
Electricity	159,674	KWH	\$20,925.17	\$0.00	\$20,925.17	0.1310	71.40%
Natural Gas	340	CCF	\$396.92	\$0.00	\$396.92	1.1674	1.35%
Water	2,125	CCF	\$7,042.90	\$0.00	\$7,042.90	3.3143	24.03%
Sewer	395	CCF	\$941.61	\$0.00	\$941.61	2.3838	3.21%
Total Cost:			\$29,306.60	\$0.00	\$29,306.60		

For EL PASO HIGH SCHOOL



Filters: Cost Center Name Not Equal To DoNotReport; Billing Period Equal To 201208All Meter CodesAll Group Names

elpaso

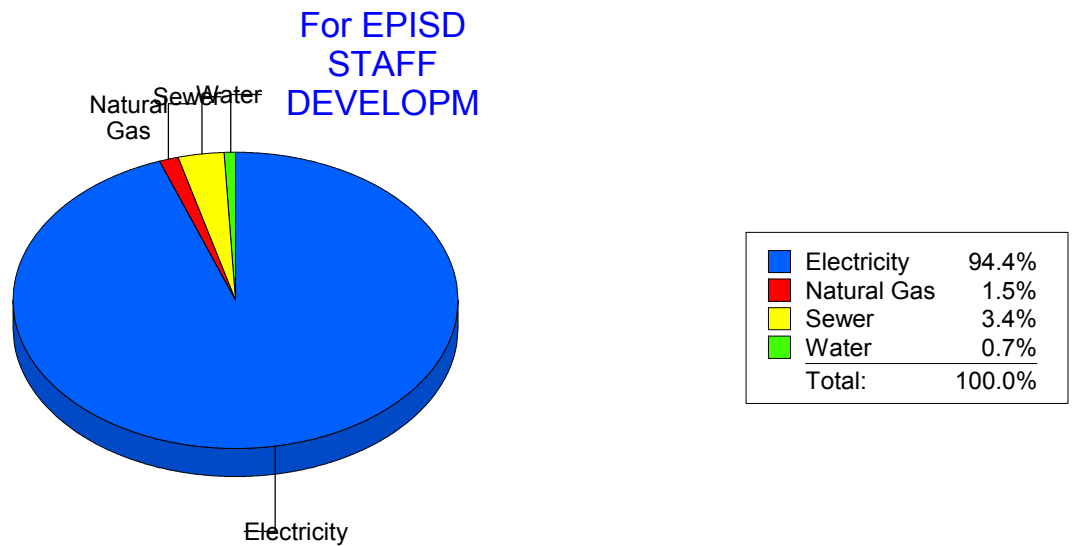
Energy CAP

Cost Avoidance Program

Cost Summary Graph

Grouped by Energy Type

Energy Type	Use	Units	Meter Cost	Special Charges	Total Cost	Avg Unit Cost	% of Total Cost
Site: EPISD STAFF DEVELOPM - EPISD STAFF DEVELOPM							
Electricity	25,440	KWH	\$2,943.32	\$0.00	\$2,943.32	0.1157	94.35%
Natural Gas	14	CCF	\$47.70	\$0.00	\$47.70	3.4071	1.53%
Water	0	CCF	\$22.48	\$0.00	\$22.48	0.0000	0.72%
Sewer	42	CCF	\$105.99	\$0.00	\$105.99	2.5236	3.40%
Total Cost:			\$3,119.49	\$0.00	\$3,119.49		



Filters: Cost Center Name Not Equal To DoNotReport; Billing Period Equal To 201208All Meter CodesAll Group Names

elpaso

Energy CAP

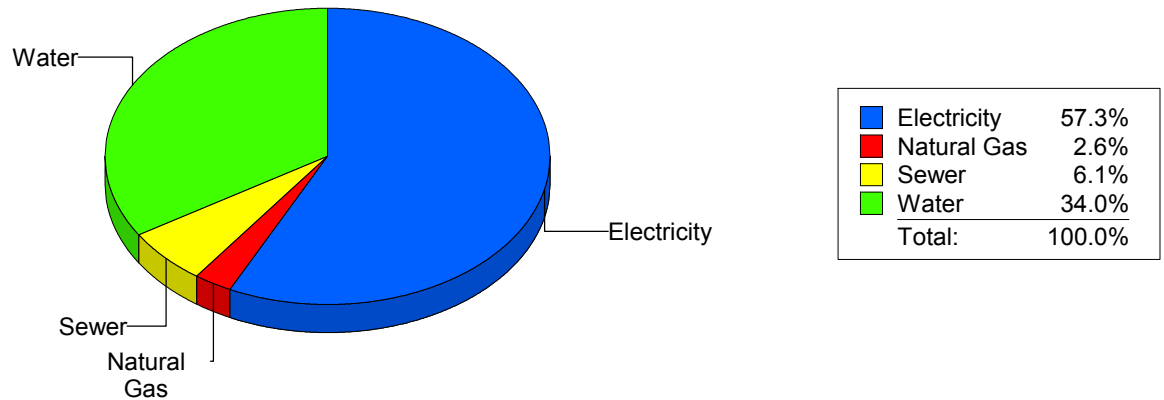
Cost Avoidance Program

Cost Summary Graph

Grouped by Energy Type

Energy Type	Use	Units	Meter Cost	Special Charges	Total Cost	Avg Unit Cost	% of Total Cost
Site: FANNIN ELEMENTARY - FANNIN ELEMENTARY							
Electricity	19,767	KWH	\$3,254.47	\$0.00	\$3,254.47	0.1646	57.29%
Natural Gas	50	CCF	\$146.48	\$0.00	\$146.48	2.9296	2.58%
Water	811	CCF	\$1,932.59	\$0.00	\$1,932.59	2.3830	34.02%
Sewer	108	CCF	\$347.33	\$0.00	\$347.33	3.2160	6.11%
Total Cost:			\$5,680.87	\$0.00	\$5,680.87		

For FANNIN ELEMENTARY



Filters: Cost Center Name Not Equal To DoNotReport; Billing Period Equal To 201208All Meter CodesAll Group Names

el Paso

Energy CAP

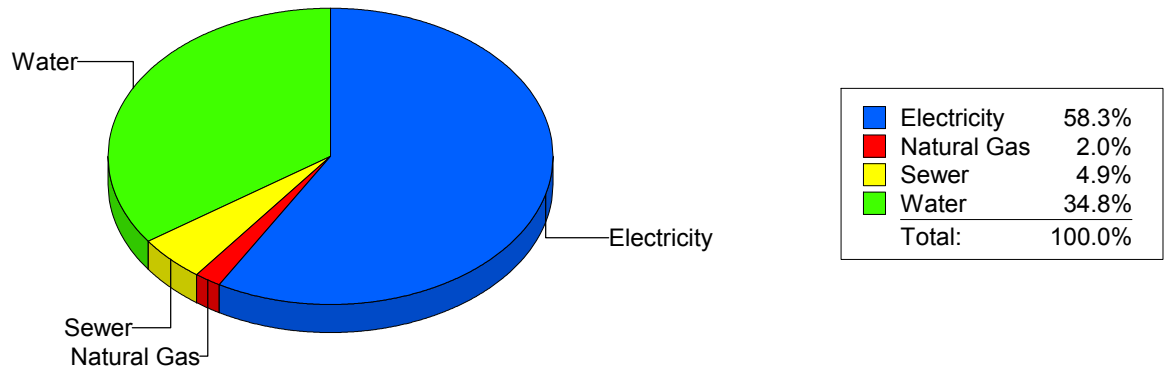
Cost Avoidance Program

Cost Summary Graph

Grouped by Energy Type

Energy Type	Use	Units	Meter Cost	Special Charges	Total Cost	Avg Unit Cost	% of Total Cost
Site: FINE ARTS/MULTIMEDIA - FINE ARTS/MULTIMEDIA							
Electricity	11,120	KWH	\$1,428.57	\$0.00	\$1,428.57	0.1285	58.31%
Natural Gas	17	CCF	\$48.96	\$0.00	\$48.96	2.8800	2.00%
Water	222	CCF	\$851.83	\$0.00	\$851.83	3.8371	34.77%
Sewer	43	CCF	\$120.44	\$0.00	\$120.44	2.8009	4.92%
Total Cost:			\$2,449.80	\$0.00	\$2,449.80		

For FINE ARTS/MULTIMEDIA



Filters: Cost Center Name Not Equal To DoNotReport; Billing Period Equal To 201208All Meter CodesAll Group Names

elpaso

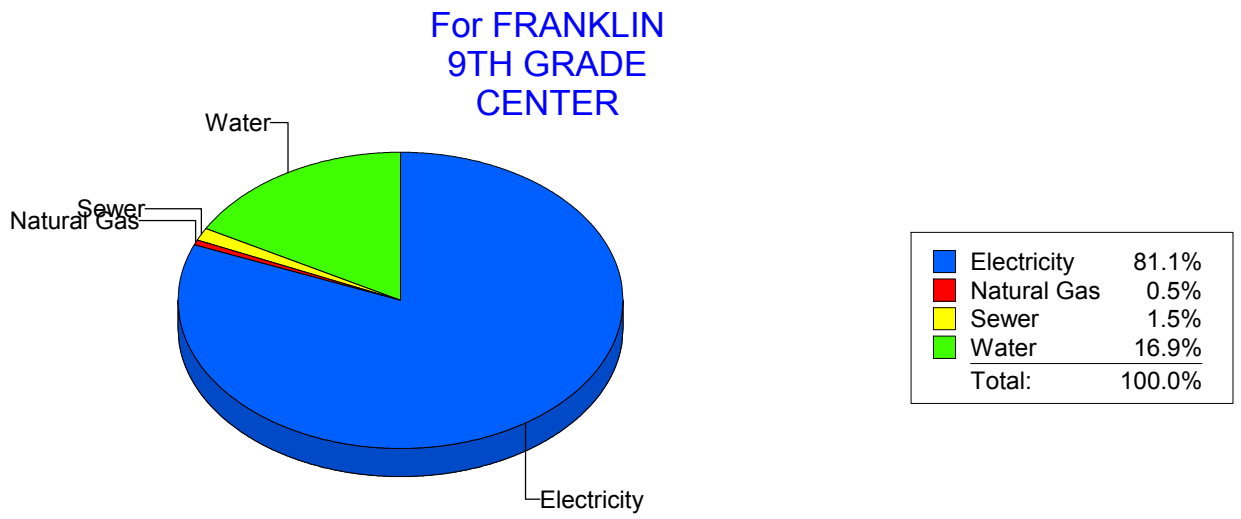
Energy CAP

Cost Avoidance Program

Cost Summary Graph

Grouped by Energy Type

Energy Type	Use	Units	Meter Cost	Special Charges	Total Cost	Avg Unit Cost	% of Total Cost
Site: FRANKLIN9THGRADECENTER - FRANKLIN 9TH GRADE CENTER							
Electricity	145,000	KWH	\$17,661.47	\$0.00	\$17,661.47	0.1218	81.07%
Natural Gas	148	CCF	\$109.64	\$0.00	\$109.64	0.7408	0.50%
Water	3,712	CCF	\$3,681.40	\$0.00	\$3,681.40	0.9918	16.90%
Sewer	87	CCF	\$332.28	\$0.00	\$332.28	3.8193	1.53%
Total Cost:			\$21,784.79	\$0.00	\$21,784.79		



Filters: Cost Center Name Not Equal To DoNotReport; Billing Period Equal To 201208All Meter CodesAll Group Names

elpaso

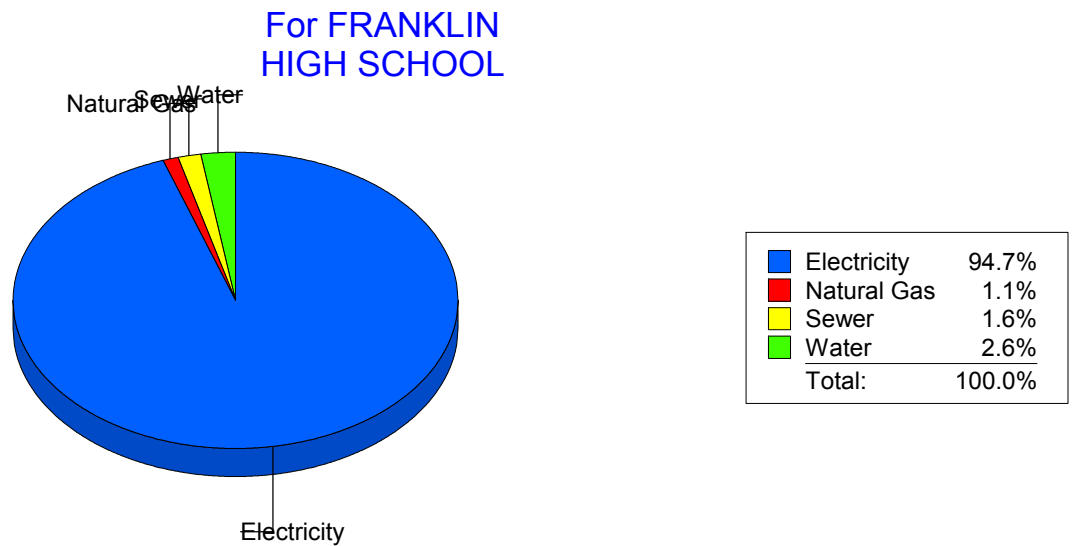
Energy CAP

Cost Avoidance Program

Cost Summary Graph

Grouped by Energy Type

Energy Type	Use	Units	Meter Cost	Special Charges	Total Cost	Avg Unit Cost	% of Total Cost
Site: FRANKLIN HIGH SCHOOL - FRANKLIN HIGH SCHOOL							
Electricity	331,696	KWH	\$36,651.22	\$0.00	\$36,651.22	0.1105	94.68%
Natural Gas	681	CCF	\$432.46	\$0.00	\$432.46	0.6350	1.12%
Water	507	CCF	\$992.17	\$0.00	\$992.17	1.9569	2.56%
Sewer	319	CCF	\$636.20	\$0.00	\$636.20	1.9944	1.64%
Total Cost:			\$38,712.05	\$0.00	\$38,712.05		



Filters: Cost Center Name Not Equal To DoNotReport; Billing Period Equal To 201208All Meter CodesAll Group Names

el Paso

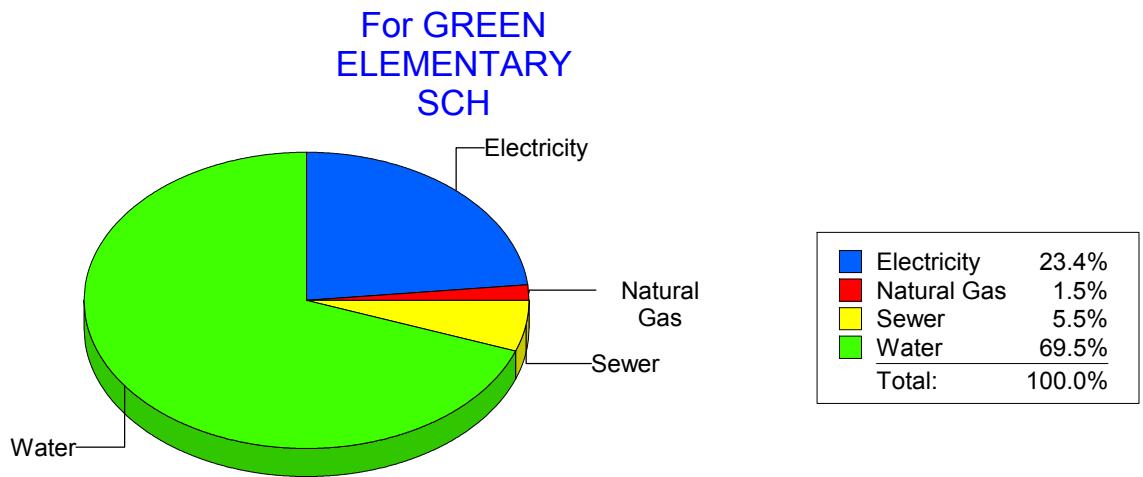
Energy CAP

Cost Avoidance Program

Cost Summary Graph

Grouped by Energy Type

Energy Type	Use	Units	Meter Cost	Special Charges	Total Cost	Avg Unit Cost	% of Total Cost
Site: GREEN ELEMENTARY SCH - GREEN ELEMENTARY SCH							
Electricity	29,100	KWH	\$1,702.25	\$0.00	\$1,702.25	0.0585	23.45%
Natural Gas	65	CCF	\$110.97	\$0.00	\$110.97	1.7072	1.53%
Water	1,079	CCF	\$5,046.43	\$0.00	\$5,046.43	4.6770	69.51%
Sewer	90	CCF	\$400.32	\$0.00	\$400.32	4.4480	5.51%
Total Cost:			\$7,259.97	\$0.00	\$7,259.97		



Filters: Cost Center Name Not Equal To DoNotReport; Billing Period Equal To 201208All Meter CodesAll Group Names

elpaso

Energy CAP

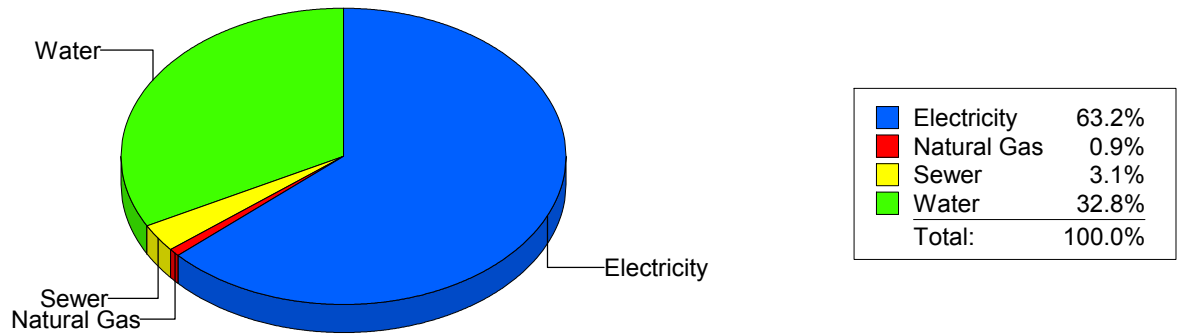
Cost Avoidance Program

Cost Summary Graph

Grouped by Energy Type

Energy Type	Use	Units	Meter Cost	Special Charges	Total Cost	Avg Unit Cost	% of Total Cost
Site: GUILLEN MIDDLE SCHOO - GUILLEN MIDDLE SCHOO							
Electricity	71,116	KWH	\$9,349.64	\$0.00	\$9,349.64	0.1315	63.21%
Natural Gas	126	CCF	\$139.64	\$0.00	\$139.64	1.1083	0.94%
Water	1,538	CCF	\$4,846.53	\$0.00	\$4,846.53	3.1512	32.76%
Sewer	240	CCF	\$456.14	\$0.00	\$456.14	1.9006	3.08%
Total Cost:			\$14,791.95	\$0.00	\$14,791.95		

For GUILLEN MIDDLE SCHOO



Filters: Cost Center Name Not Equal To DoNotReport; Billing Period Equal To 201208All Meter CodesAll Group Names

elpaso

Energy CAP

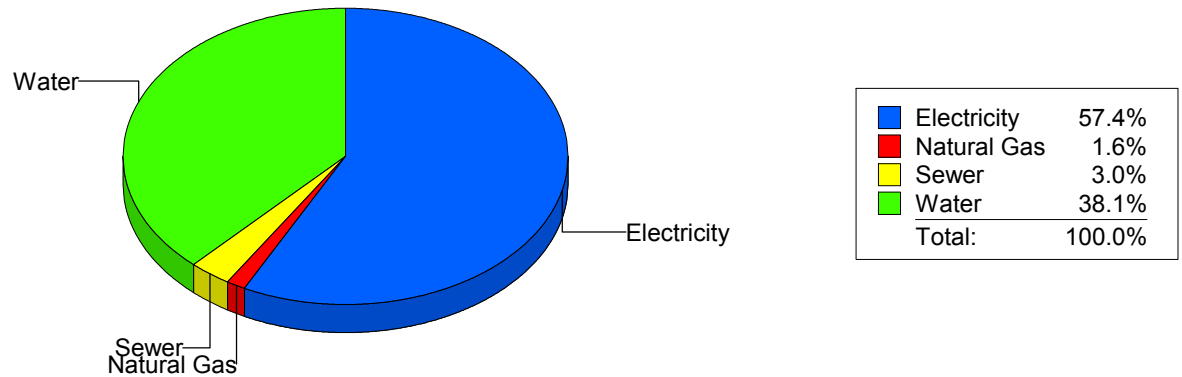
Cost Avoidance Program

Cost Summary Graph

Grouped by Energy Type

Energy Type	Use	Units	Meter Cost	Special Charges	Total Cost	Avg Unit Cost	% of Total Cost
Site: H.E. CHARLES MIDDLE - H.E. CHARLES MIDDLE							
Electricity	63,877	KWH	\$10,230.62	\$0.00	\$10,230.62	0.1602	57.39%
Natural Gas	384	CCF	\$278.19	\$0.00	\$278.19	0.7245	1.56%
Water	1,664	CCF	\$6,789.52	\$0.00	\$6,789.52	4.0802	38.09%
Sewer	236	CCF	\$527.47	\$0.00	\$527.47	2.2350	2.96%
Total Cost:			\$17,825.80	\$0.00	\$17,825.80		

For H.E. CHARLES MIDDLE



Filters: Cost Center Name Not Equal To DoNotReport; Billing Period Equal To 201208All Meter CodesAll Group Names

el paso

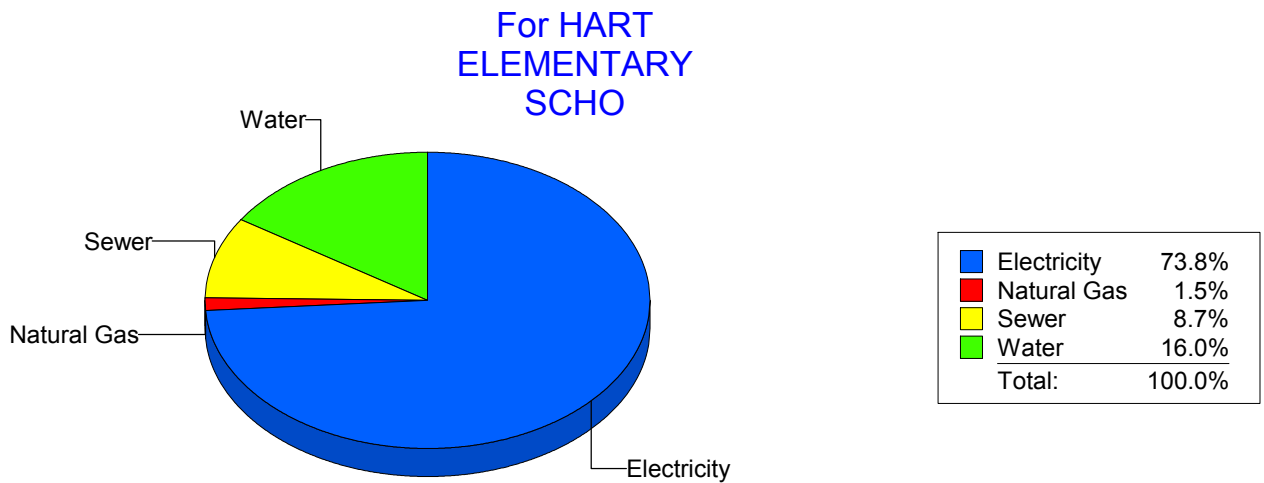
Energy CAP

Cost Avoidance Program

Cost Summary Graph

Grouped by Energy Type

Energy Type	Use	Units	Meter Cost	Special Charges	Total Cost	Avg Unit Cost	% of Total Cost
Site: HART ELEMENTARY SCHO - HART ELEMENTARY SCHO							
Electricity	17,101	KWH	\$2,935.23	\$0.00	\$2,935.23	0.1716	73.76%
Natural Gas	47	CCF	\$61.58	\$0.00	\$61.58	1.3102	1.55%
Water	280	CCF	\$635.55	\$0.00	\$635.55	2.2698	15.97%
Sewer	149	CCF	\$347.34	\$0.00	\$347.34	2.3311	8.73%
Total Cost:			\$3,979.70	\$0.00	\$3,979.70		



Filters: Cost Center Name Not Equal To DoNotReport; Billing Period Equal To 201208All Meter CodesAll Group Names

elpaso

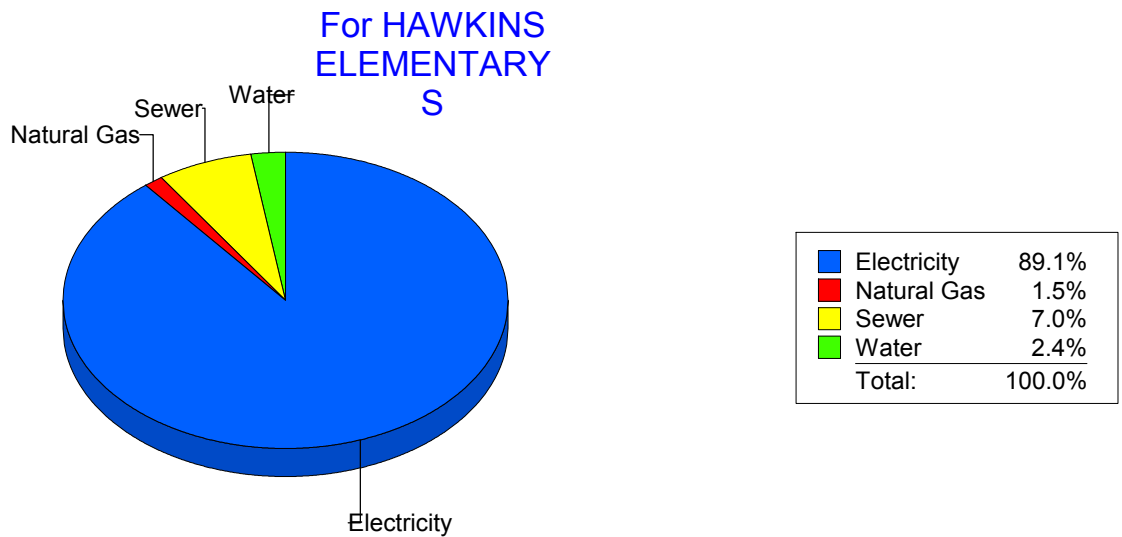
Energy CAP

Cost Avoidance Program

Cost Summary Graph

Grouped by Energy Type

Energy Type	Use	Units	Meter Cost	Special Charges	Total Cost	Avg Unit Cost	% of Total Cost
Site: HAWKINS ELEMENTARY S - HAWKINS ELEMENTARY S							
Electricity	15,513	KWH	\$2,560.58	\$0.00	\$2,560.58	0.1651	89.13%
Natural Gas	0	CCF	\$41.82	\$0.00	\$41.82	0.0000	1.46%
Water	3	CCF	\$68.98	\$0.00	\$68.98	22.9933	2.40%
Sewer	56	CCF	\$201.58	\$0.00	\$201.58	3.5996	7.02%
Total Cost:			\$2,872.96	\$0.00	\$2,872.96		



Filters: Cost Center Name Not Equal To DoNotReport; Billing Period Equal To 201208All Meter CodesAll Group Names

elpaso

Energy CAP

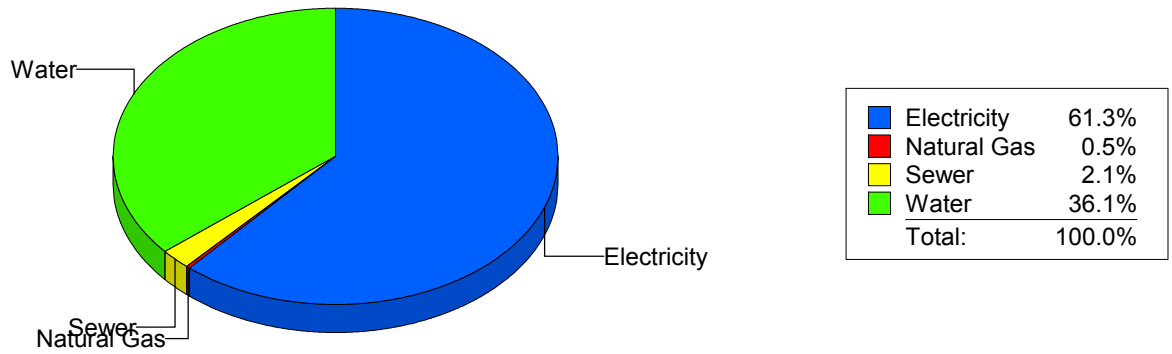
Cost Avoidance Program

Cost Summary Graph

Grouped by Energy Type

Energy Type	Use	Units	Meter Cost	Special Charges	Total Cost	Avg Unit Cost	% of Total Cost
Site: HENDERSON MIDDLE SCH - HENDERSON MIDDLE SCH							
Electricity	43,410	KWH	\$6,874.02	\$0.00	\$6,874.02	0.1584	61.31%
Natural Gas	27	CCF	\$53.16	\$0.00	\$53.16	1.9689	0.47%
Water	1,316	CCF	\$4,049.57	\$0.00	\$4,049.57	3.0772	36.12%
Sewer	131	CCF	\$235.72	\$0.00	\$235.72	1.7994	2.10%
Total Cost:			\$11,212.47	\$0.00	\$11,212.47		

For
HENDERSON
MIDDLE SCH



Filters: Cost Center Name Not Equal To DoNotReport; Billing Period Equal To 201208All Meter CodesAll Group Names

el paso

Energy CAP

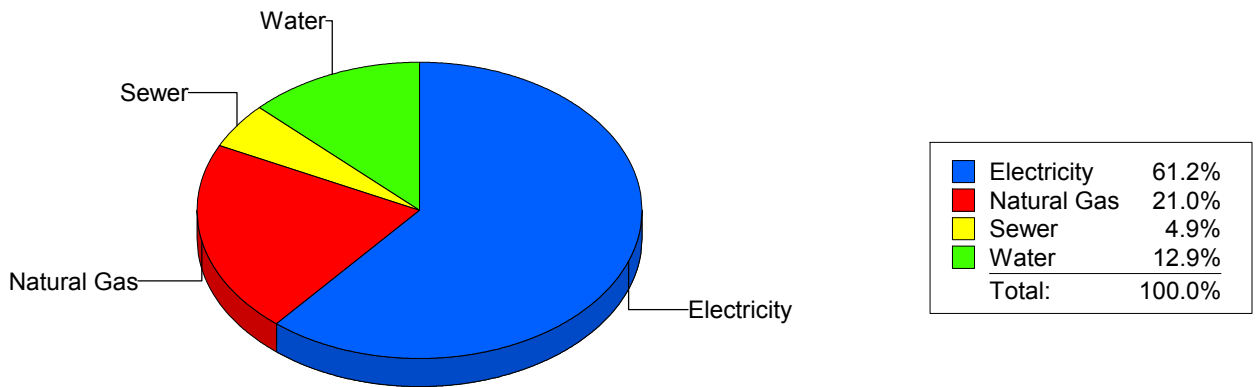
Cost Avoidance Program

Cost Summary Graph

Grouped by Energy Type

Energy Type	Use	Units	Meter Cost	Special Charges	Total Cost	Avg Unit Cost	% of Total Cost
Site: HERCULES COTTAGES - HERCULES COTTAGES							
Electricity	2,884	KWH	\$614.06	\$0.00	\$614.06	0.2129	61.20%
Natural Gas	4	CCF	\$210.78	\$0.00	\$210.78	52.6950	21.01%
Water	38	CCF	\$128.95	\$0.00	\$128.95	3.3934	12.85%
Sewer	14	CCF	\$49.62	\$0.00	\$49.62	3.5443	4.95%
Total Cost:			\$1,003.41	\$0.00	\$1,003.41		

For HERCULES COTTAGES



Filters: Cost Center Name Not Equal To DoNotReport; Billing Period Equal To 201208All Meter CodesAll Group Names

elpaso

Energy CAP

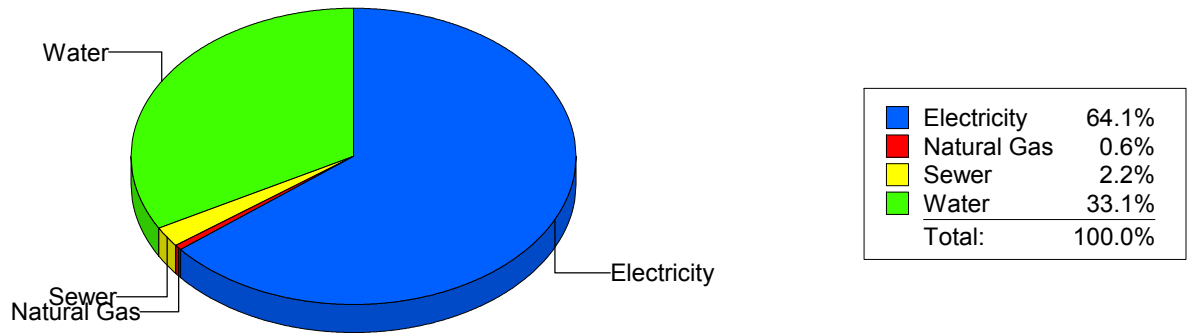
Cost Avoidance Program

Cost Summary Graph

Grouped by Energy Type

Energy Type	Use	Units	Meter Cost	Special Charges	Total Cost	Avg Unit Cost	% of Total Cost
Site: HERRERA - HERRERA ELEMENTARY							
Electricity	59,200	KWH	\$8,955.06	\$0.00	\$8,955.06	0.1513	64.09%
Natural Gas	112	CCF	\$90.32	\$0.00	\$90.32	0.8064	0.65%
Water	1,254	CCF	\$4,623.92	\$0.00	\$4,623.92	3.6873	33.09%
Sewer	65	CCF	\$303.46	\$0.00	\$303.46	4.6686	2.17%
Total Cost:			\$13,972.76	\$0.00	\$13,972.76		

For HERRERA ELEMENTARY



Filters: Cost Center Name Not Equal To DoNotReport; Billing Period Equal To 201208All Meter CodesAll Group Names

elpaso

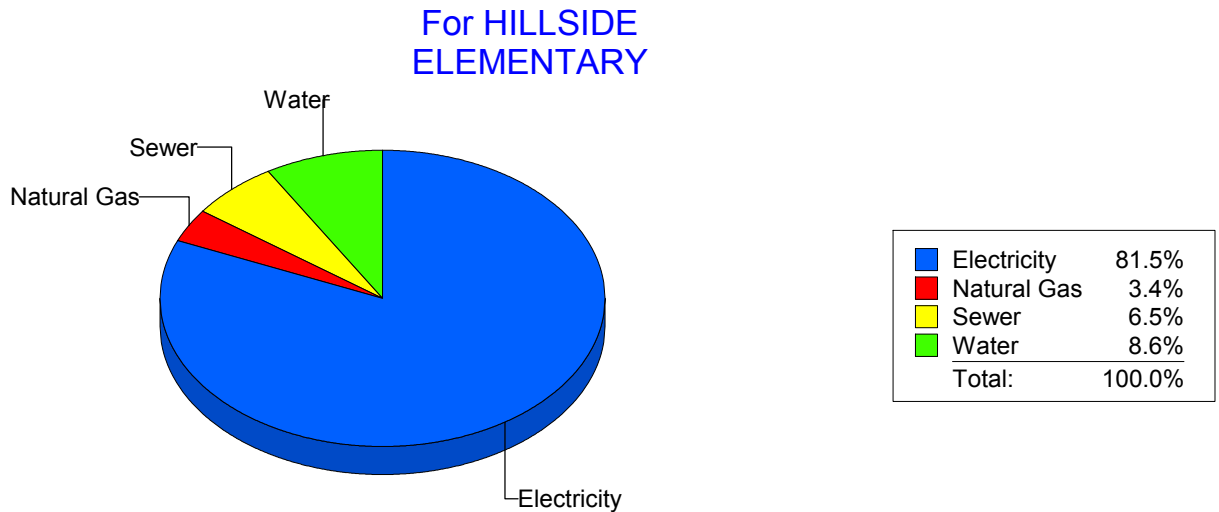
Energy CAP

Cost Avoidance Program

Cost Summary Graph

Grouped by Energy Type

Energy Type	Use	Units	Meter Cost	Special Charges	Total Cost	Avg Unit Cost	% of Total Cost
Site: HILLSIDE ELEMENTARY - HILLSIDE ELEMENTARY							
Electricity	21,535	KWH	\$4,505.49	\$0.00	\$4,505.49	0.2092	81.50%
Natural Gas	47	CCF	\$186.96	\$0.00	\$186.96	3.9779	3.38%
Water	190	CCF	\$476.55	\$0.00	\$476.55	2.5082	8.62%
Sewer	117	CCF	\$359.12	\$0.00	\$359.12	3.0694	6.50%
Total Cost:			\$5,528.12	\$0.00	\$5,528.12		



Filters: Cost Center Name Not Equal To DoNotReport; Billing Period Equal To 201208All Meter CodesAll Group Names

elpaso

Energy CAP

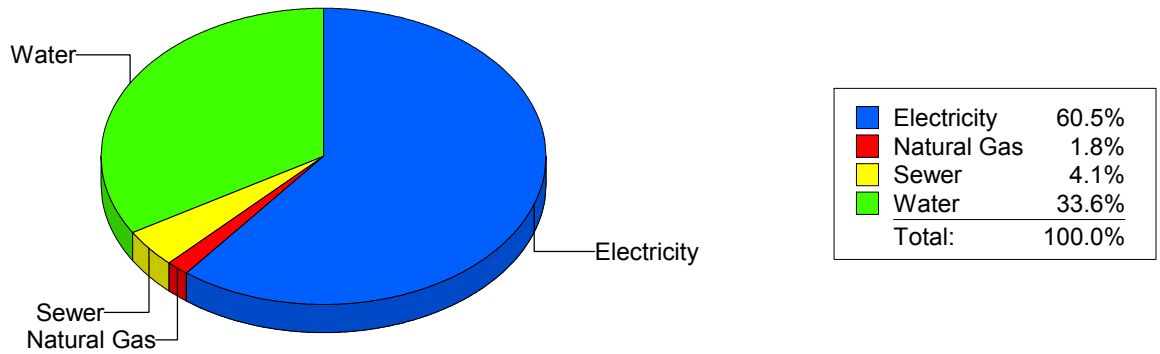
Cost Avoidance Program

Cost Summary Graph

Grouped by Energy Type

Energy Type	Use	Units	Meter Cost	Special Charges	Total Cost	Avg Unit Cost	% of Total Cost
Site: HOUSTON INTERMEDIATE - HOUSTON INTERMEDIATE							
Electricity	35,109	KWH	\$4,593.08	\$0.00	\$4,593.08	0.1308	60.54%
Natural Gas	21	CCF	\$134.28	\$0.00	\$134.28	6.3943	1.77%
Water	579	CCF	\$2,549.23	\$0.00	\$2,549.23	4.4028	33.60%
Sewer	72	CCF	\$310.58	\$0.00	\$310.58	4.3136	4.09%
Total Cost:			\$7,587.17	\$0.00	\$7,587.17		

For HOUSTON INTERMEDIATE



Filters: Cost Center Name Not Equal To DoNotReport; Billing Period Equal To 201208All Meter CodesAll Group Names

elpaso

Energy CAP

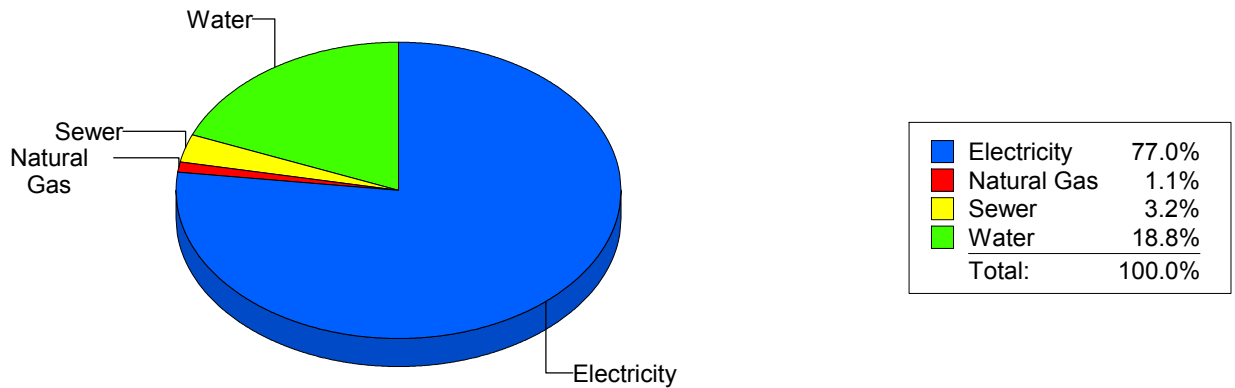
Cost Avoidance Program

Cost Summary Graph

Grouped by Energy Type

Energy Type	Use	Units	Meter Cost	Special Charges	Total Cost	Avg Unit Cost	% of Total Cost
Site: MOYE - HR MOYE							
Electricity	51,120	KWH	\$8,366.63	\$0.00	\$8,366.63	0.1637	76.98%
Natural Gas	161	CCF	\$116.63	\$0.00	\$116.63	0.7244	1.07%
Water	372	CCF	\$2,040.76	\$0.00	\$2,040.76	5.4859	18.78%
Sewer	96	CCF	\$344.07	\$0.00	\$344.07	3.5841	3.17%
Total Cost:			\$10,868.09	\$0.00	\$10,868.09		

For HR MOYE



Filters: Cost Center Name Not Equal To DoNotReport; Billing Period Equal To 201208All Meter CodesAll Group Names

elpaso

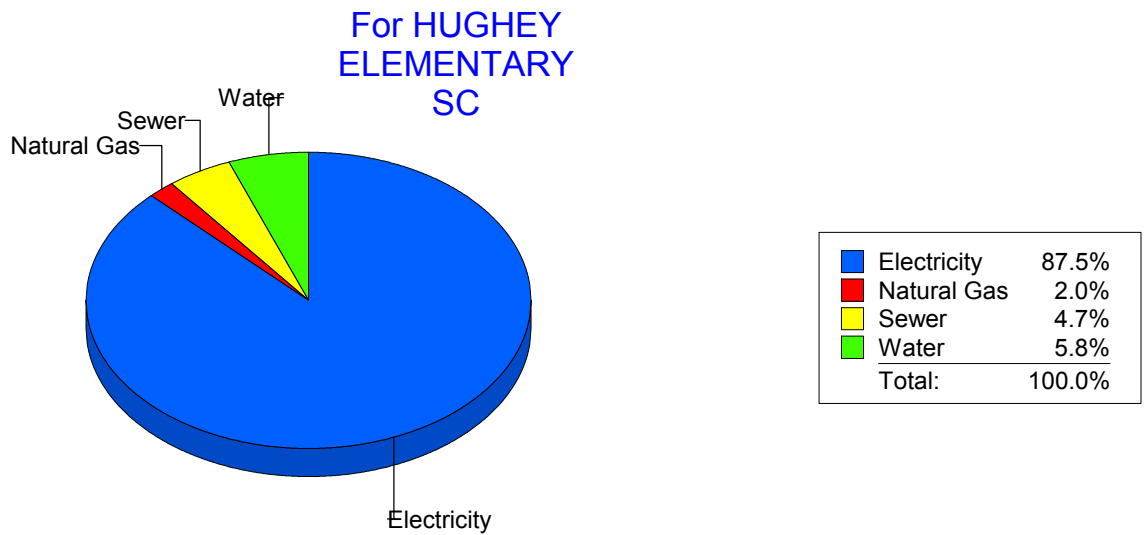
Energy CAP

Cost Avoidance Program

Cost Summary Graph

Grouped by Energy Type

Energy Type	Use	Units	Meter Cost	Special Charges	Total Cost	Avg Unit Cost	% of Total Cost
Site: HUGHEY ELEMENTARY SC - HUGHEY ELEMENTARY SC							
Electricity	18,381	KWH	\$4,071.97	\$0.00	\$4,071.97	0.2215	87.52%
Natural Gas	26	CCF	\$94.56	\$0.00	\$94.56	3.6369	2.03%
Water	93	CCF	\$267.59	\$0.00	\$267.59	2.8773	5.75%
Sewer	69	CCF	\$218.61	\$0.00	\$218.61	3.1683	4.70%
Total Cost:			\$4,652.73	\$0.00	\$4,652.73		



Filters: Cost Center Name Not Equal To DoNotReport; Billing Period Equal To 201208All Meter CodesAll Group Names

elpaso

Energy CAP

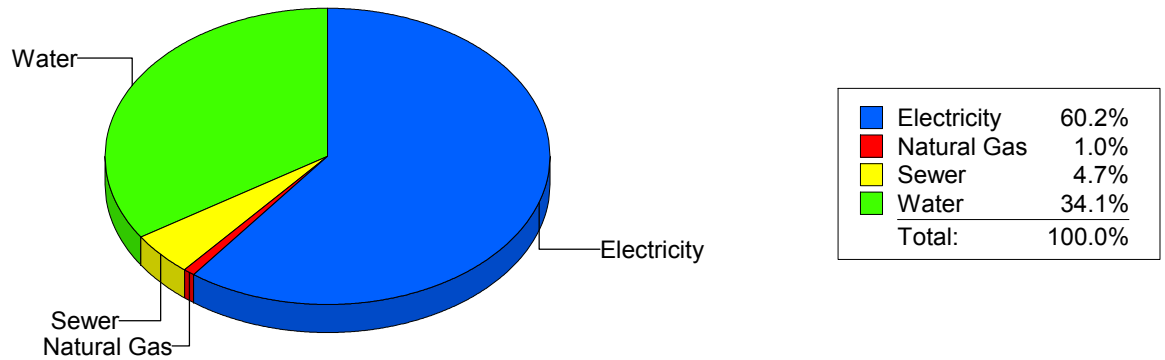
Cost Avoidance Program

Cost Summary Graph

Grouped by Energy Type

Energy Type	Use	Units	Meter Cost	Special Charges	Total Cost	Avg Unit Cost	% of Total Cost
Site: IRVIN HIGH SCHOOL - IRVIN HIGH SCHOOL							
Electricity	100,523	KWH	\$14,625.54	\$0.00	\$14,625.54	0.1455	60.19%
Natural Gas	310	CCF	\$238.45	\$0.00	\$238.45	0.7692	0.98%
Water	2,773	CCF	\$8,297.54	\$0.00	\$8,297.54	2.9923	34.15%
Sewer	760	CCF	\$1,137.34	\$0.00	\$1,137.34	1.4965	4.68%
Total Cost:			\$24,298.87	\$0.00	\$24,298.87		

For IRVIN HIGH SCHOOL



Filters: Cost Center Name Not Equal To DoNotReport; Billing Period Equal To 201208All Meter CodesAll Group Names

el Paso

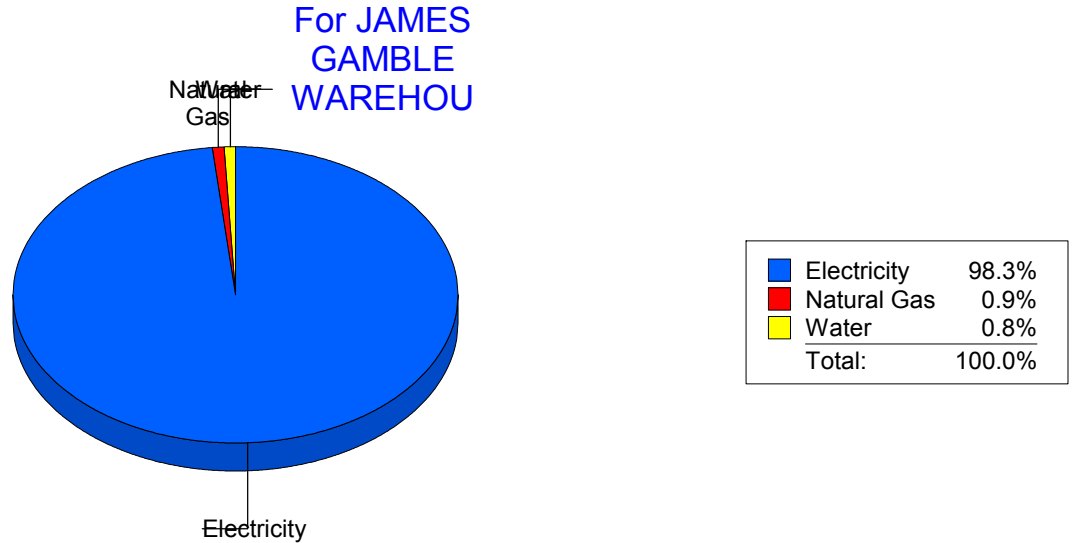
Energy CAP

Cost Avoidance Program

Cost Summary Graph

Grouped by Energy Type

Energy Type	Use	Units	Meter Cost	Special Charges	Total Cost	Avg Unit Cost	% of Total Cost
Site: JAMES GAMBLE WAREHOU - JAMES GAMBLE WAREHOU							
Electricity	33,500	KWH	\$4,679.22	\$0.00	\$4,679.22	0.1397	98.27%
Natural Gas	7	CCF	\$44.69	\$0.00	\$44.69	6.3843	0.94%
Water	0	CCF	\$37.45	\$0.00	\$37.45	0.0000	0.79%
Total Cost:			\$4,761.36	\$0.00	\$4,761.36		



Filters: Cost Center Name Not Equal To DoNotReport; Billing Period Equal To 201208All Meter CodesAll Group Names

elpaso

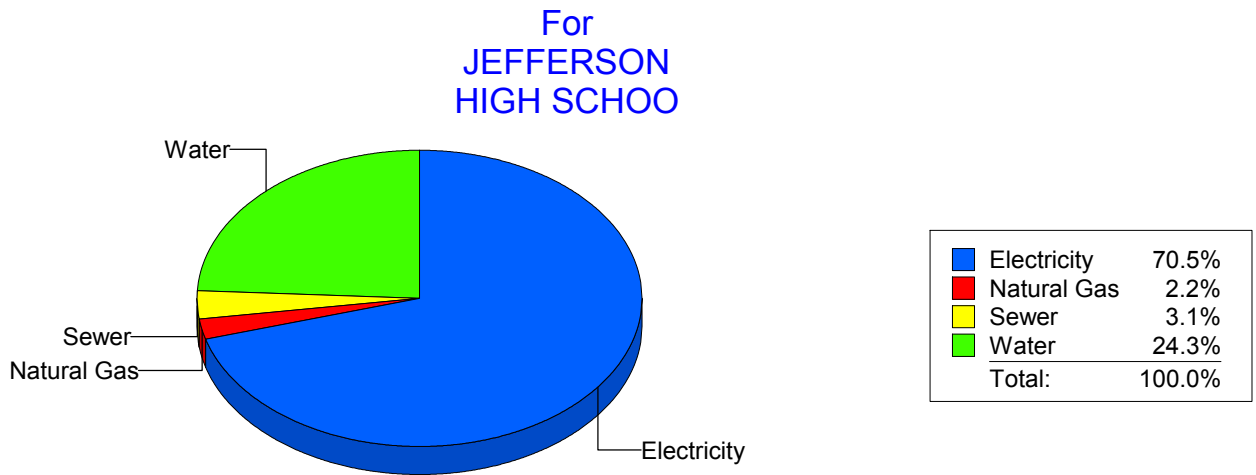
Energy CAP

Cost Avoidance Program

Cost Summary Graph

Grouped by Energy Type

Energy Type	Use	Units	Meter Cost	Special Charges	Total Cost	Avg Unit Cost	% of Total Cost
Site: JEFFERSON HIGH SCHOOL - JEFFERSON HIGH SCHOOL							
Electricity	106,137	KWH	\$14,557.59	\$0.00	\$14,557.59	0.1372	70.47%
Natural Gas	261	CCF	\$452.92	\$0.00	\$452.92	1.7353	2.19%
Water	1,709	CCF	\$5,012.04	\$0.00	\$5,012.04	2.9327	24.26%
Sewer	215	CCF	\$636.55	\$0.00	\$636.55	2.9607	3.08%
Total Cost:			\$20,659.10	\$0.00	\$20,659.10		



Filters: Cost Center Name Not Equal To DoNotReport; Billing Period Equal To 201208All Meter CodesAll Group Names

elpaso

Energy CAP

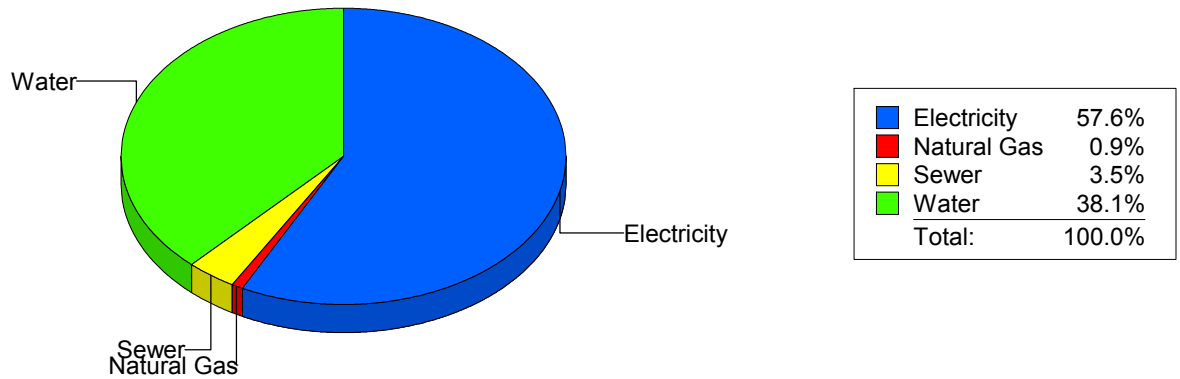
Cost Avoidance Program

Cost Summary Graph

Grouped by Energy Type

Energy Type	Use	Units	Meter Cost	Special Charges	Total Cost	Avg Unit Cost	% of Total Cost
Site: KOHLBERG ELEMENTARY - KOHLBERG ELEMENTARY							
Electricity	34,940	KWH	\$5,869.13	\$0.00	\$5,869.13	0.1680	57.57%
Natural Gas	13	CCF	\$89.11	\$0.00	\$89.11	6.8546	0.87%
Water	920	CCF	\$3,884.55	\$0.00	\$3,884.55	4.2223	38.10%
Sewer	128	CCF	\$352.52	\$0.00	\$352.52	2.7541	3.46%
Total Cost:			\$10,195.31	\$0.00	\$10,195.31		

For
KOHLBERG
ELEMENTARY



Filters: Cost Center Name Not Equal To DoNotReport; Billing Period Equal To 201208All Meter CodesAll Group Names

elpaso

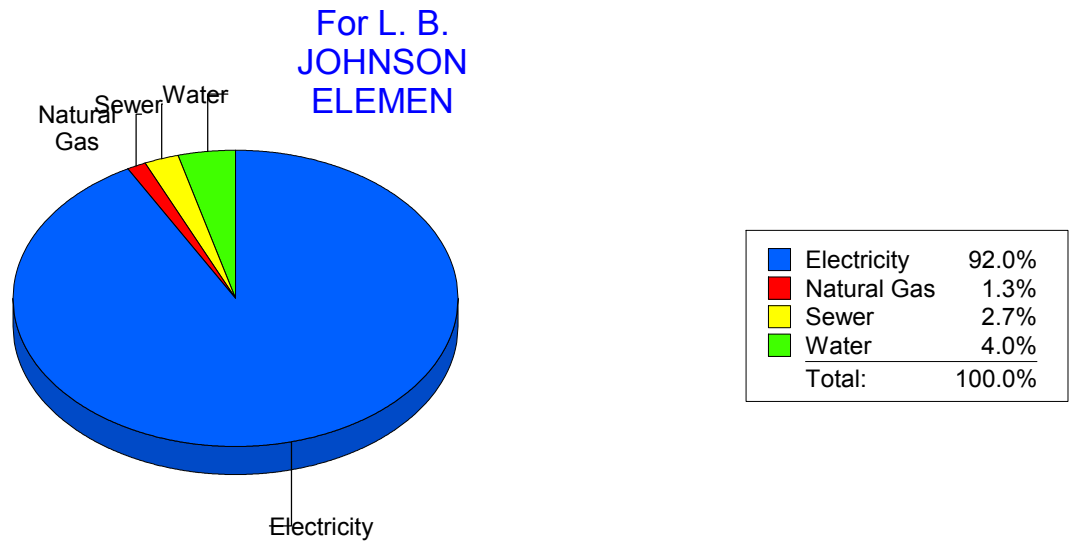
Energy CAP

Cost Avoidance Program

Cost Summary Graph

Grouped by Energy Type

Energy Type	Use	Units	Meter Cost	Special Charges	Total Cost	Avg Unit Cost	% of Total Cost
Site: L. B. JOHNSON ELEMEN - L. B. JOHNSON ELEMEN							
Electricity	49,850	KWH	\$8,426.66	\$0.00	\$8,426.66	0.1690	91.95%
Natural Gas	85	CCF	\$119.39	\$0.00	\$119.39	1.4046	1.30%
Water	237	CCF	\$370.24	\$0.00	\$370.24	1.5622	4.04%
Sewer	81	CCF	\$247.85	\$0.00	\$247.85	3.0599	2.70%
Total Cost:			\$9,164.14	\$0.00	\$9,164.14		



Filters: Cost Center Name Not Equal To DoNotReport; Billing Period Equal To 201208All Meter CodesAll Group Names

elpaso

Energy CAP

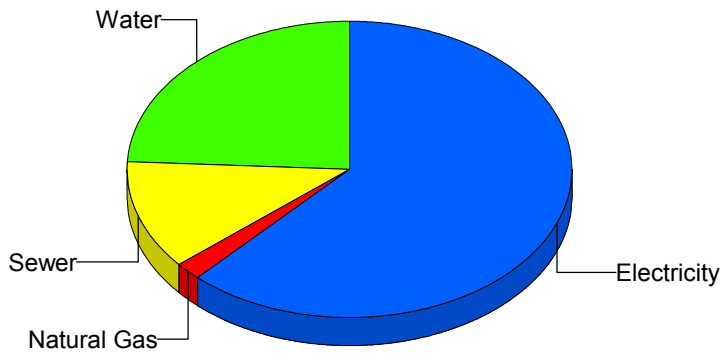
Cost Avoidance Program

Cost Summary Graph

Grouped by Energy Type

Energy Type	Use	Units	Meter Cost	Special Charges	Total Cost	Avg Unit Cost	% of Total Cost
Site: LAMAR ELEMENTARY SCH - LAMAR ELEMENTARY SCH							
Electricity	21,600	KWH	\$3,782.89	\$0.00	\$3,782.89	0.1751	61.87%
Natural Gas	8	CCF	\$128.83	\$0.00	\$128.83	16.1038	2.11%
Water	561	CCF	\$1,473.90	\$0.00	\$1,473.90	2.6273	24.11%
Sewer	291	CCF	\$728.80	\$0.00	\$728.80	2.5045	11.92%
Total Cost:			\$6,114.42	\$0.00	\$6,114.42		

For LAMAR
ELEMENTARY
SCH



Electricity	61.9%
Natural Gas	2.1%
Sewer	11.9%
Water	24.1%
Total:	100.0%

Filters: Cost Center Name Not Equal To DoNotReport; Billing Period Equal To 201208All Meter CodesAll Group Names

elpaso

Energy CAP

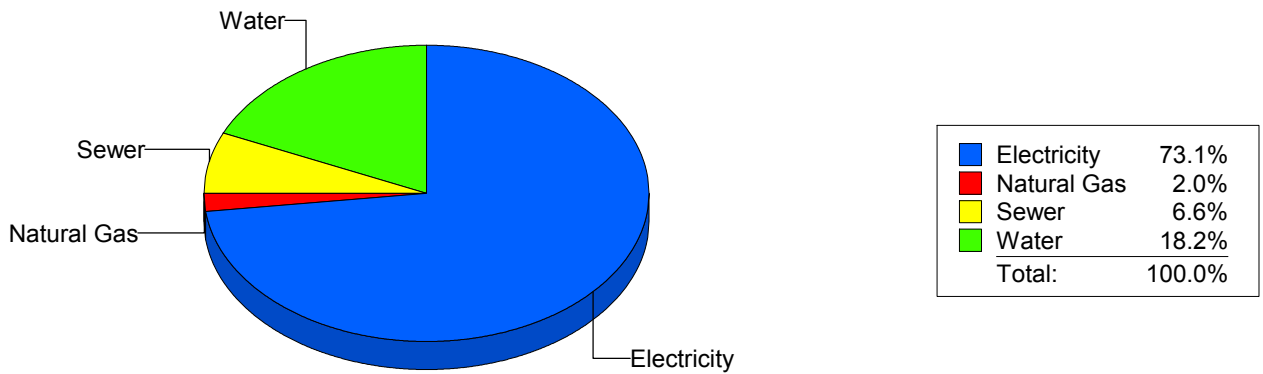
Cost Avoidance Program

Cost Summary Graph

Grouped by Energy Type

Energy Type	Use	Units	Meter Cost	Special Charges	Total Cost	Avg Unit Cost	% of Total Cost
Site: LEE ELEMENTARY - LEE ELEMENTARY							
Electricity	24,660	KWH	\$4,421.16	\$0.00	\$4,421.16	0.1793	73.10%
Natural Gas	93	CCF	\$122.75	\$0.00	\$122.75	1.3199	2.03%
Water	361	CCF	\$1,103.53	\$0.00	\$1,103.53	3.0569	18.25%
Sewer	100	CCF	\$400.27	\$0.00	\$400.27	4.0027	6.62%
Total Cost:			\$6,047.71	\$0.00	\$6,047.71		

For LEE ELEMENTARY



Filters: Cost Center Name Not Equal To DoNotReport; Billing Period Equal To 201208All Meter CodesAll Group Names

elpaso

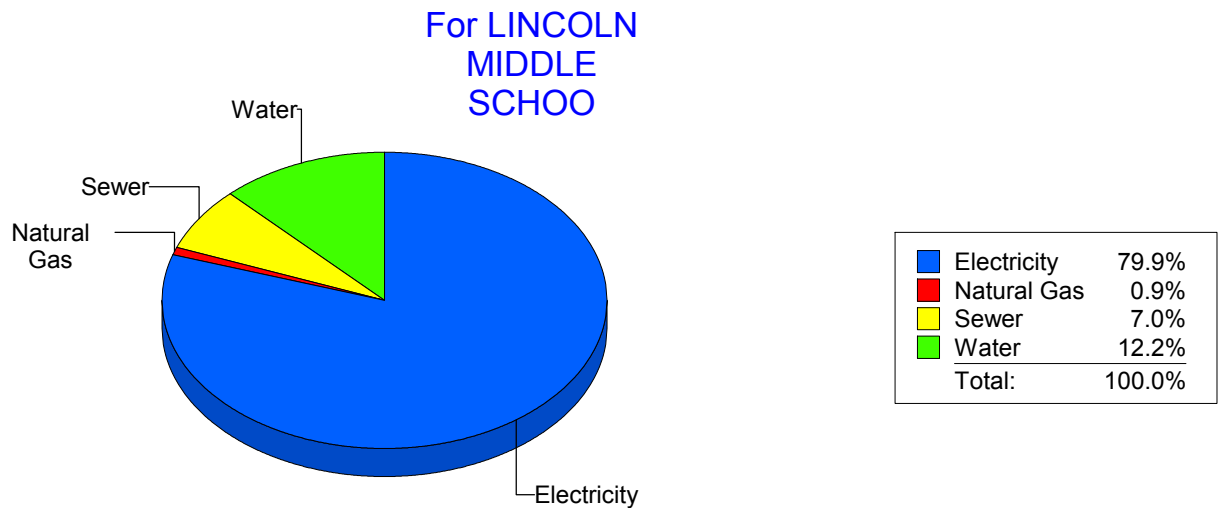
Energy CAP

Cost Avoidance Program

Cost Summary Graph

Grouped by Energy Type

Energy Type	Use	Units	Meter Cost	Special Charges	Total Cost	Avg Unit Cost	% of Total Cost
Site: LINCOLN MIDDLE SCHOO - LINCOLN MIDDLE SCHOO							
Electricity	98,650	KWH	\$16,030.91	\$0.00	\$16,030.91	0.1625	79.88%
Natural Gas	293	CCF	\$187.50	\$0.00	\$187.50	0.6399	0.93%
Water	1,556	CCF	\$2,447.38	\$0.00	\$2,447.38	1.5729	12.20%
Sewer	962	CCF	\$1,401.96	\$0.00	\$1,401.96	1.4573	6.99%
Total Cost:			\$20,067.75	\$0.00	\$20,067.75		



Filters: Cost Center Name Not Equal To DoNotReport; Billing Period Equal To 201208All Meter CodesAll Group Names

el Paso

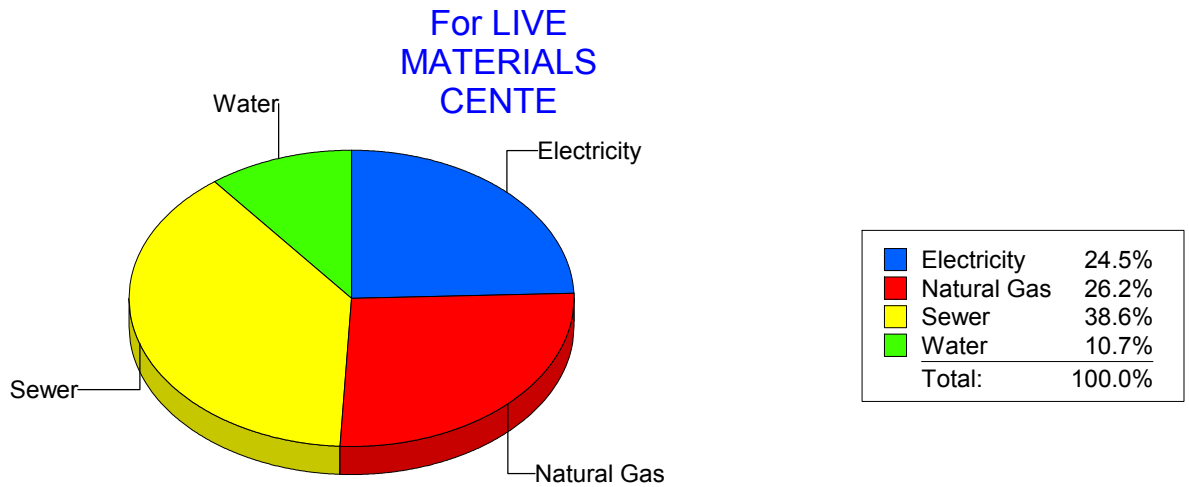
Energy CAP

Cost Avoidance Program

Cost Summary Graph

Grouped by Energy Type

Energy Type	Use	Units	Meter Cost	Special Charges	Total Cost	Avg Unit Cost	% of Total Cost
Site: LIVE MATERIALS CENTE - LIVE MATERIALS CENTE							
Electricity		373 KWH	\$78.18	\$0.00	\$78.18	0.2096	24.52%
Natural Gas		0 CCF	\$83.64	\$0.00	\$83.64	0.0000	26.24%
Water		8 CCF	\$33.96	\$0.00	\$33.96	4.2450	10.65%
Sewer		78 CCF	\$123.00	\$0.00	\$123.00	1.5769	38.58%
Total Cost:			\$318.78	\$0.00	\$318.78		



Filters: Cost Center Name Not Equal To DoNotReport; Billing Period Equal To 201208All Meter CodesAll Group Names

elpaso

Energy CAP

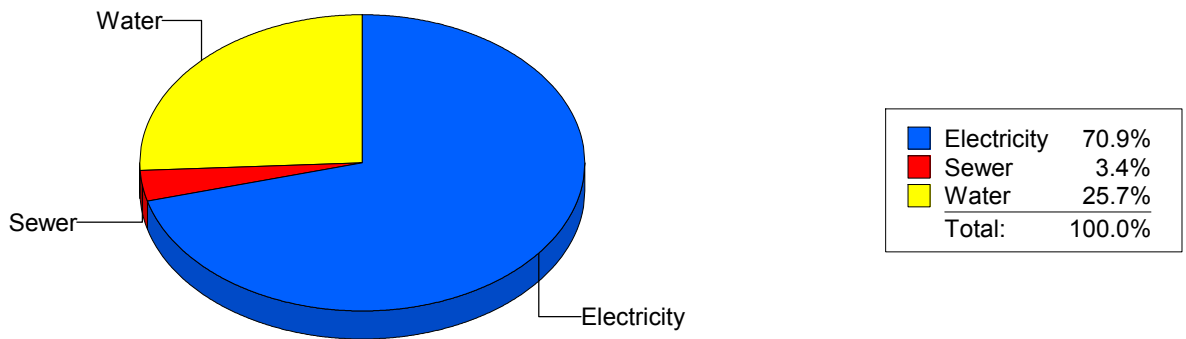
Cost Avoidance Program

Cost Summary Graph

Grouped by Energy Type

Energy Type	Use	Units	Meter Cost	Special Charges	Total Cost	Avg Unit Cost	% of Total Cost
Site: LOGAN ELEMENTARY - LOGAN ELEMENTARY							
Electricity		20,940 KWH	\$3,682.18	\$0.00	\$3,682.18	0.1758	70.91%
Water		380 CCF	\$1,336.55	\$0.00	\$1,336.55	3.5172	25.74%
Sewer		84 CCF	\$174.15	\$0.00	\$174.15	2.0732	3.35%
Total Cost:			\$5,192.88	\$0.00	\$5,192.88		

For LOGAN ELEMENTARY



Filters: Cost Center Name Not Equal To DoNotReport; Billing Period Equal To 201208All Meter CodesAll Group Names

elpaso

Energy CAP

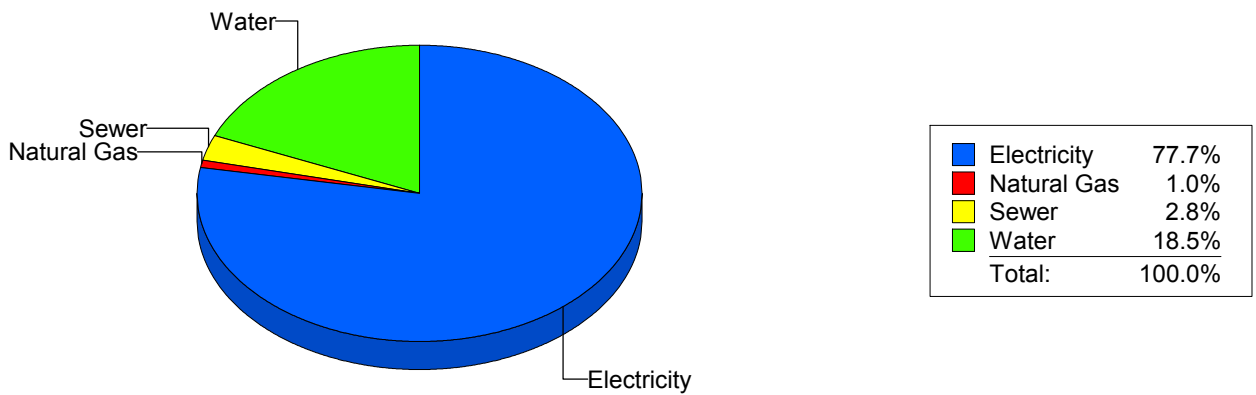
Cost Avoidance Program

Cost Summary Graph

Grouped by Energy Type

Energy Type	Use	Units	Meter Cost	Special Charges	Total Cost	Avg Unit Cost	% of Total Cost
Site: LUNDY - LUNDY							
Electricity	65,400	KWH	\$8,654.07	\$0.00	\$8,654.07	0.1323	77.74%
Natural Gas	60	CCF	\$108.86	\$0.00	\$108.86	1.8143	0.98%
Water	544	CCF	\$2,058.52	\$0.00	\$2,058.52	3.7840	18.49%
Sewer	71	CCF	\$311.32	\$0.00	\$311.32	4.3848	2.80%
Total Cost:			\$11,132.77	\$0.00	\$11,132.77		

For LUNDY



Filters: Cost Center Name Not Equal To DoNotReport; Billing Period Equal To 201208All Meter CodesAll Group Names

elpaso

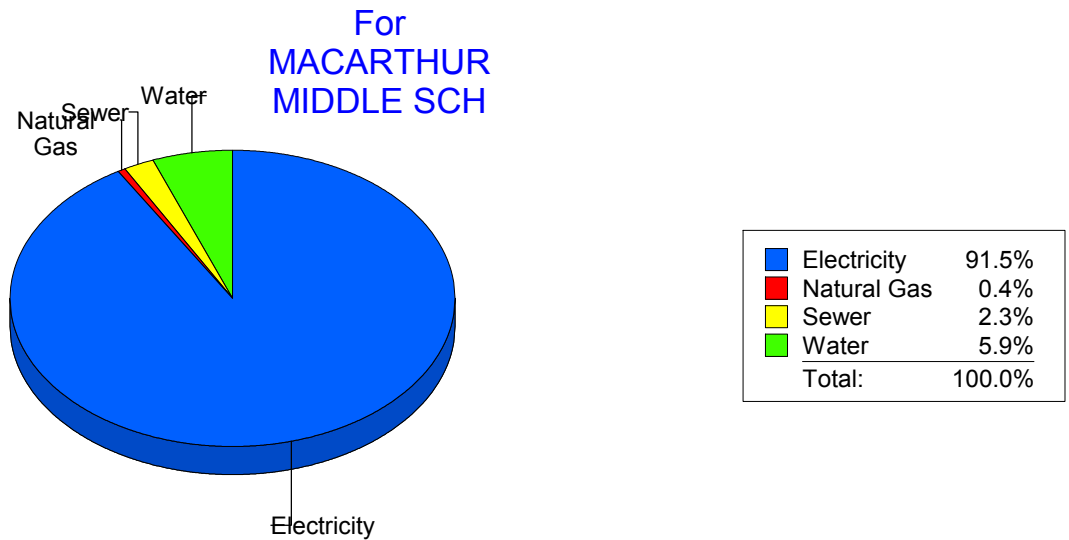
Energy CAP

Cost Avoidance Program

Cost Summary Graph

Grouped by Energy Type

Energy Type	Use	Units	Meter Cost	Special Charges	Total Cost	Avg Unit Cost	% of Total Cost
Site: MACARTHUR MIDDLE SCH - MACARTHUR MIDDLE SCH							
Electricity	81,600	KWH	\$11,551.47	\$0.00	\$11,551.47	0.1416	91.49%
Natural Gas	7	CCF	\$44.76	\$0.00	\$44.76	6.3943	0.35%
Water	190	CCF	\$741.87	\$0.00	\$741.87	3.9046	5.88%
Sewer	111	CCF	\$287.15	\$0.00	\$287.15	2.5869	2.27%
Total Cost:			\$12,625.25	\$0.00	\$12,625.25		



Filters: Cost Center Name Not Equal To DoNotReport; Billing Period Equal To 201208All Meter CodesAll Group Names

elpaso

Energy CAP

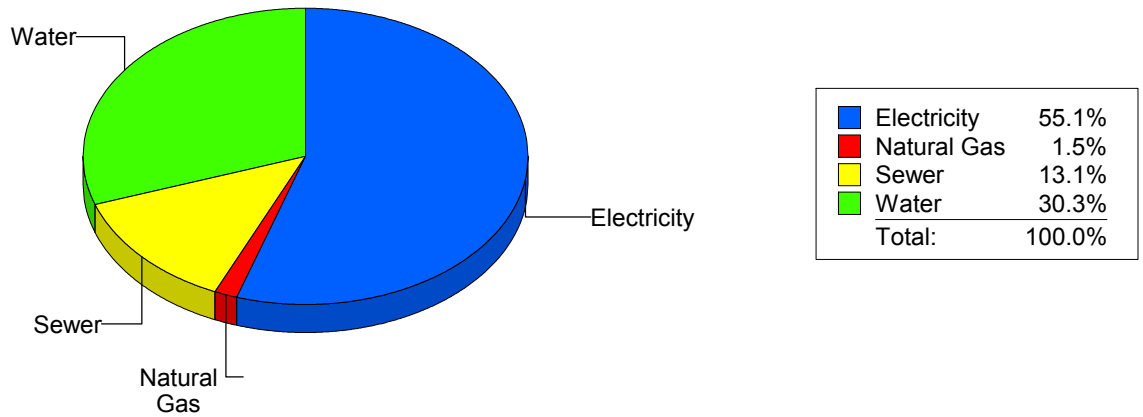
Cost Avoidance Program

Cost Summary Graph

Grouped by Energy Type

Energy Type	Use	Units	Meter Cost	Special Charges	Total Cost	Avg Unit Cost	% of Total Cost
Site: MAGOFFIN MIDDLE SCHO - MAGOFFIN MIDDLE SCHO							
Electricity	12,944	KWH	\$1,967.04	\$0.00	\$1,967.04	0.1520	55.07%
Natural Gas	32	CCF	\$55.22	\$0.00	\$55.22	1.7256	1.55%
Water	400	CCF	\$1,081.10	\$0.00	\$1,081.10	2.7028	30.27%
Sewer	191	CCF	\$468.52	\$0.00	\$468.52	2.4530	13.12%
Total Cost:			\$3,571.88	\$0.00	\$3,571.88		

For MAGOFFIN MIDDLE SCHO



Filters: Cost Center Name Not Equal To DoNotReport; Billing Period Equal To 201208All Meter CodesAll Group Names

elpaso

Energy CAP

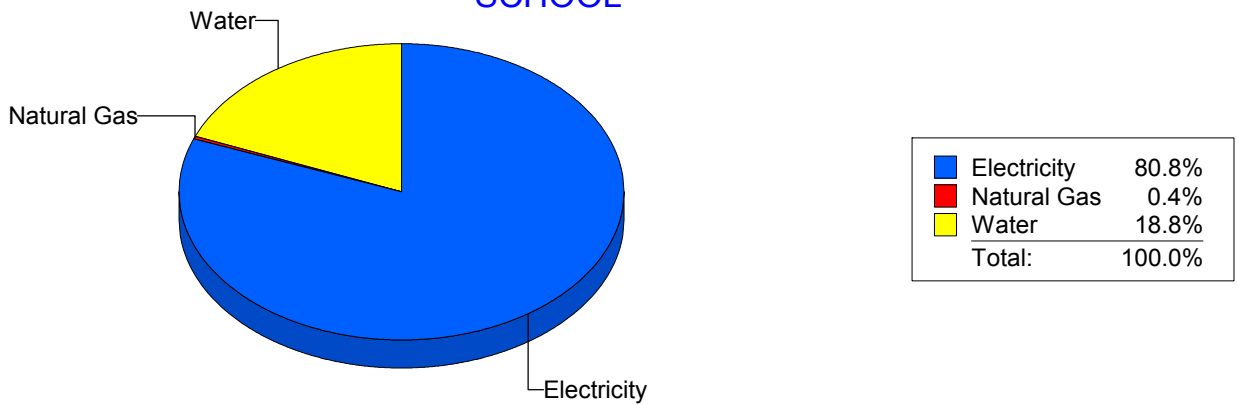
Cost Avoidance Program

Cost Summary Graph

Grouped by Energy Type

Energy Type	Use	Units	Meter Cost	Special Charges	Total Cost	Avg Unit Cost	% of Total Cost
Site: MAGOFFINMIDDLESCHOOLN047 - MAGOFFIN NEW MIDDLE SCHOOL							
Electricity	140,600	KWH	\$16,296.70	\$0.00	\$16,296.70	0.1159	80.80%
Natural Gas	108	CCF	\$88.16	\$0.00	\$88.16	0.8163	0.44%
Water	1,018	CCF	\$3,784.77	\$0.00	\$3,784.77	3.7178	18.76%
Total Cost:			\$20,169.63	\$0.00	\$20,169.63		

For MAGOFFIN
NEW MIDDLE
SCHOOL



Filters: Cost Center Name Not Equal To DoNotReport; Billing Period Equal To 201208All Meter CodesAll Group Names

elpaso

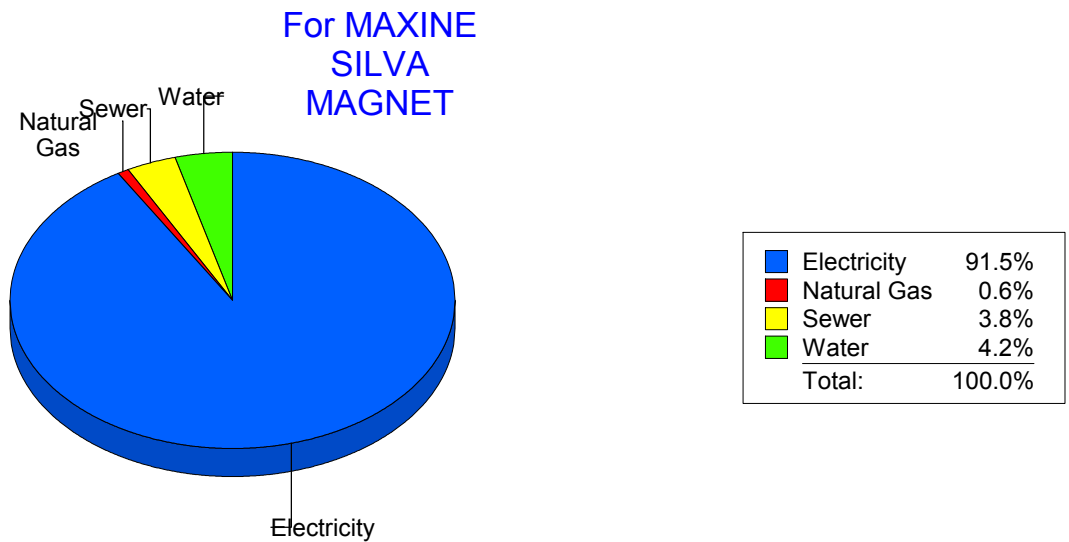
Energy CAP

Cost Avoidance Program

Cost Summary Graph

Grouped by Energy Type

Energy Type	Use	Units	Meter Cost	Special Charges	Total Cost	Avg Unit Cost	% of Total Cost
Site: MAXINE SILVA MAGNET - MAXINE SILVA MAGNET							
Electricity	75,600	KWH	\$9,359.36	\$0.00	\$9,359.36	0.1238	91.49%
Natural Gas	45	CCF	\$60.74	\$0.00	\$60.74	1.3498	0.59%
Water	184	CCF	\$425.58	\$0.00	\$425.58	2.3129	4.16%
Sewer	185	CCF	\$384.09	\$0.00	\$384.09	2.0762	3.75%
Total Cost:			\$10,229.77	\$0.00	\$10,229.77		



Filters: Cost Center Name Not Equal To DoNotReport; Billing Period Equal To 201208All Meter CodesAll Group Names

elpaso

Energy CAP

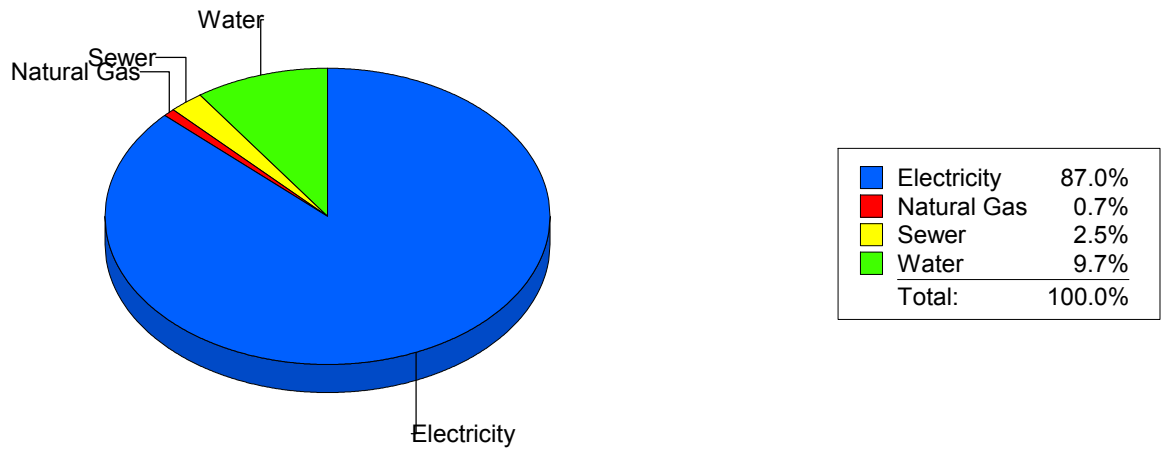
Cost Avoidance Program

Cost Summary Graph

Grouped by Energy Type

Energy Type	Use	Units	Meter Cost	Special Charges	Total Cost	Avg Unit Cost	% of Total Cost
Site: MESITA ELEMENTARY - MESITA ELEMENTARY							
Electricity	81,240	KWH	\$12,784.63	\$0.00	\$12,784.63	0.1574	87.03%
Natural Gas	51	CCF	\$105.09	\$0.00	\$105.09	2.0606	0.72%
Water	376	CCF	\$1,428.42	\$0.00	\$1,428.42	3.7990	9.72%
Sewer	117	CCF	\$371.58	\$0.00	\$371.58	3.1759	2.53%
Total Cost:			\$14,689.72	\$0.00	\$14,689.72		

For MESITA ELEMENTARY



Filters: Cost Center Name Not Equal To DoNotReport; Billing Period Equal To 201208All Meter CodesAll Group Names

elpaso

Energy CAP

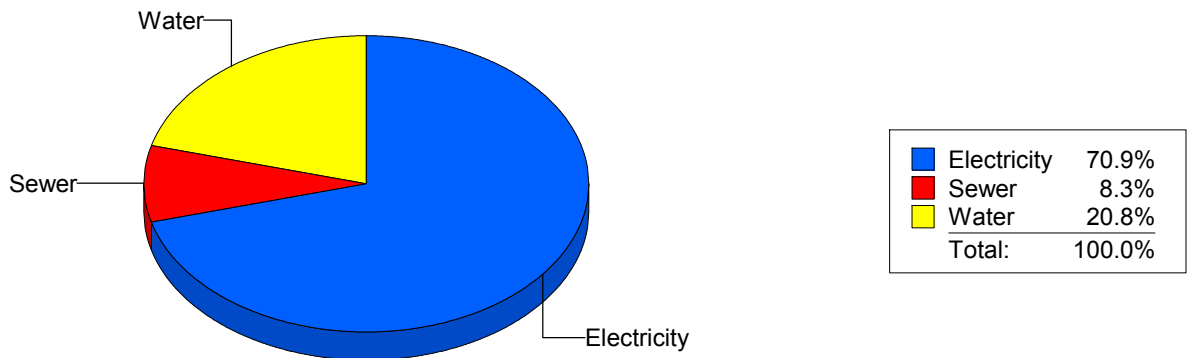
Cost Avoidance Program

Cost Summary Graph

Grouped by Energy Type

Energy Type	Use	Units	Meter Cost	Special Charges	Total Cost	Avg Unit Cost	% of Total Cost
Site: MILAM ELEMENTARY - MILAM ELEMENTARY							
Electricity	13,560	KWH	\$2,233.38	\$0.00	\$2,233.38	0.1647	70.90%
Water	238	CCF	\$654.41	\$0.00	\$654.41	2.7496	20.77%
Sewer	92	CCF	\$262.26	\$0.00	\$262.26	2.8507	8.33%
Total Cost:			\$3,150.05	\$0.00	\$3,150.05		

For MILAM ELEMENTARY



Filters: Cost Center Name Not Equal To DoNotReport; Billing Period Equal To 201208All Meter CodesAll Group Names

elpaso

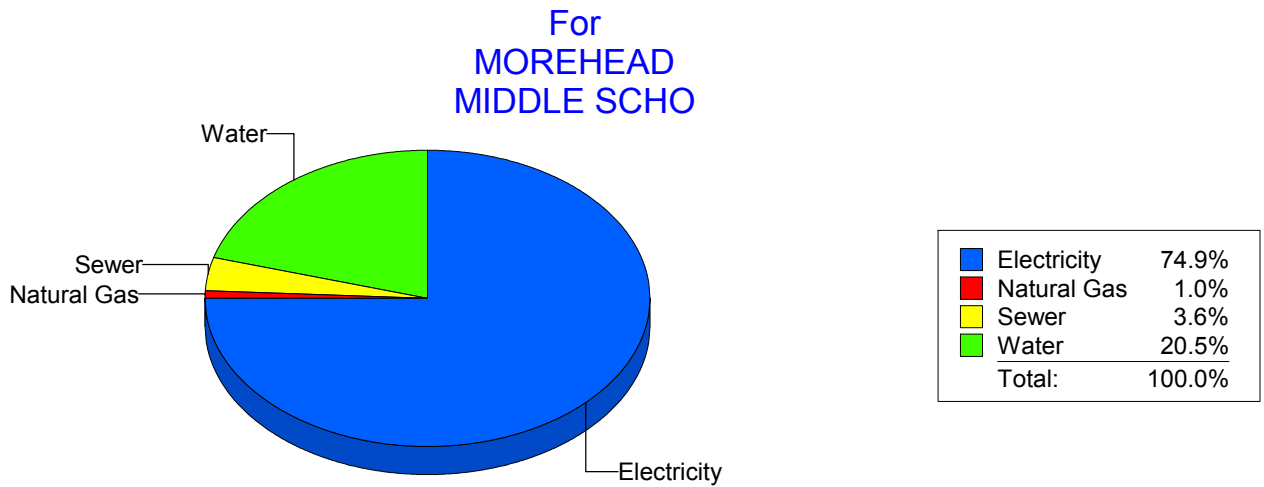
Energy CAP

Cost Avoidance Program

Cost Summary Graph

Grouped by Energy Type

Energy Type	Use	Units	Meter Cost	Special Charges	Total Cost	Avg Unit Cost	% of Total Cost
Site: MOREHEAD MIDDLE SCHO - MOREHEAD MIDDLE SCHO							
Electricity	54,633	KWH	\$9,322.76	\$0.00	\$9,322.76	0.1706	74.87%
Natural Gas	165	CCF	\$118.77	\$0.00	\$118.77	0.7198	0.95%
Water	2,299	CCF	\$2,558.66	\$0.00	\$2,558.66	1.1129	20.55%
Sewer	178	CCF	\$451.49	\$0.00	\$451.49	2.5365	3.63%
Total Cost:			\$12,451.68	\$0.00	\$12,451.68		



Filters: Cost Center Name Not Equal To DoNotReport; Billing Period Equal To 201208All Meter CodesAll Group Names

elpaso

Energy CAP

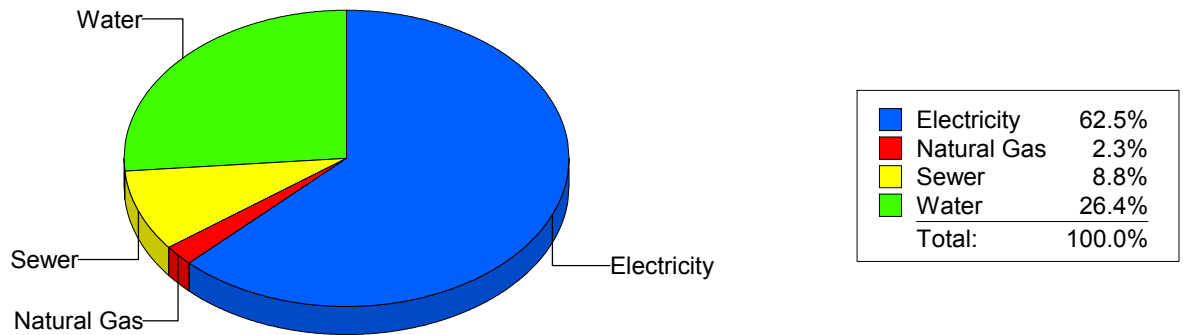
Cost Avoidance Program

Cost Summary Graph

Grouped by Energy Type

Energy Type	Use	Units	Meter Cost	Special Charges	Total Cost	Avg Unit Cost	% of Total Cost
Site: NEWMAN ELEMENTARY - NEWMAN ELEMENTARY							
Electricity	18,910	KWH	\$3,506.93	\$0.00	\$3,506.93	0.1855	62.55%
Natural Gas	9	CCF	\$129.24	\$0.00	\$129.24	14.3600	2.31%
Water	652	CCF	\$1,478.29	\$0.00	\$1,478.29	2.2673	26.37%
Sewer	288	CCF	\$492.35	\$0.00	\$492.35	1.7095	8.78%
Total Cost:			\$5,606.81	\$0.00	\$5,606.81		

For NEWMAN ELEMENTARY



Filters: Cost Center Name Not Equal To DoNotReport; Billing Period Equal To 201208All Meter CodesAll Group Names

el paso

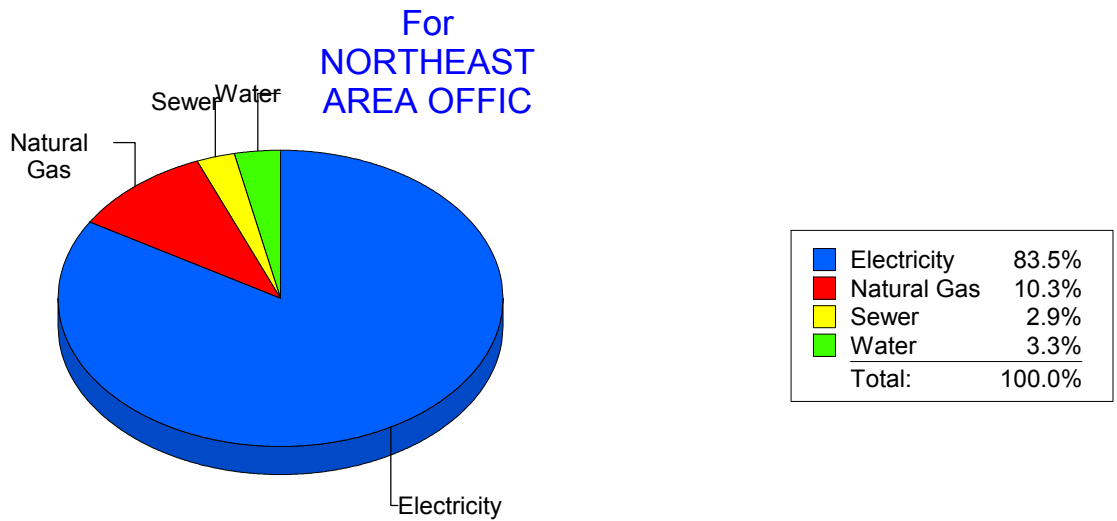
Energy CAP

Cost Avoidance Program

Cost Summary Graph

Grouped by Energy Type

Energy Type	Use	Units	Meter Cost	Special Charges	Total Cost	Avg Unit Cost	% of Total Cost
Site: NORTHEAST AREA OFFIC - NORTHEAST AREA OFFIC							
Electricity	11,160	KWH	\$1,380.32	\$0.00	\$1,380.32	0.1237	83.51%
Natural Gas	6	CCF	\$169.80	\$0.00	\$169.80	28.3000	10.27%
Water	7	CCF	\$54.51	\$0.00	\$54.51	7.7871	3.30%
Sewer	5	CCF	\$48.19	\$0.00	\$48.19	9.6380	2.92%
Total Cost:			\$1,652.82	\$0.00	\$1,652.82		



Filters: Cost Center Name Not Equal To DoNotReport; Billing Period Equal To 201208All Meter CodesAll Group Names

elpaso

Energy CAP

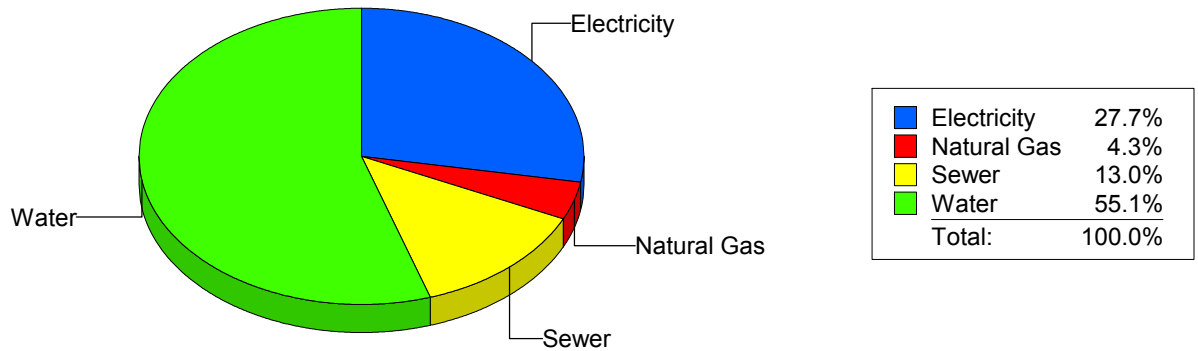
Cost Avoidance Program

Cost Summary Graph

Grouped by Energy Type

Energy Type	Use	Units	Meter Cost	Special Charges	Total Cost	Avg Unit Cost	% of Total Cost
Site: NORTHEAST AREA TRANS - NORTHEAST AREA TRANS							
Electricity	6,089	KWH	\$589.79	\$0.00	\$589.79	0.0969	27.67%
Natural Gas	17	CCF	\$90.78	\$0.00	\$90.78	5.3400	4.26%
Water	262	CCF	\$1,173.78	\$0.00	\$1,173.78	4.4801	55.07%
Sewer	45	CCF	\$277.26	\$0.00	\$277.26	6.1613	13.01%
Total Cost:			\$2,131.61	\$0.00	\$2,131.61		

For
NORTHEAST
AREA TRANS



Filters: Cost Center Name Not Equal To DoNotReport; Billing Period Equal To 201208All Meter CodesAll Group Names

el Paso

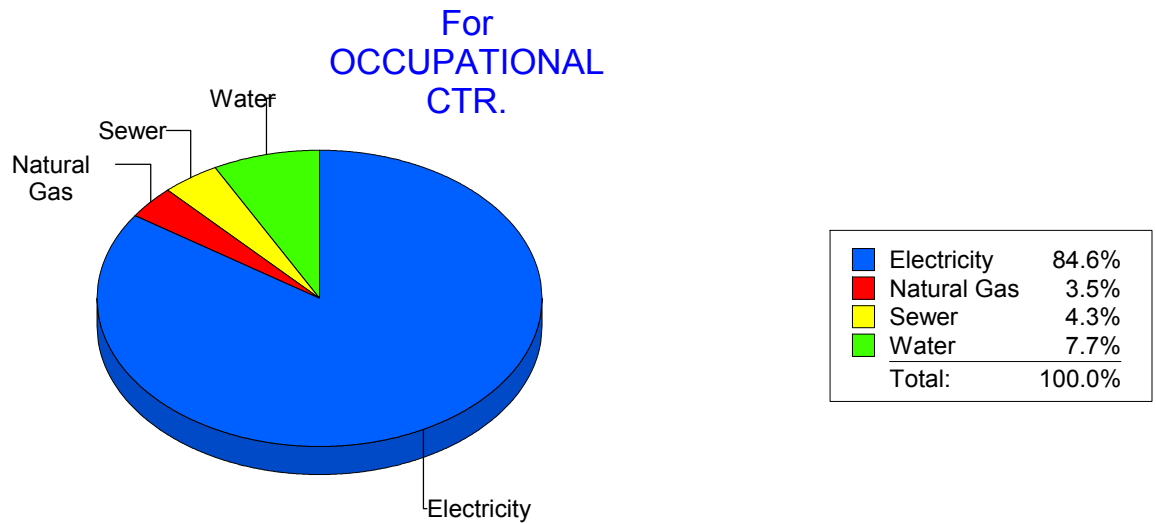
Energy CAP

Cost Avoidance Program

Cost Summary Graph

Grouped by Energy Type

Energy Type	Use	Units	Meter Cost	Special Charges	Total Cost	Avg Unit Cost	% of Total Cost
Site: OCCUPATIONAL CTR. - OCCUPATIONAL CTR.							
Electricity	7,000	KWH	\$1,133.52	\$0.00	\$1,133.52	0.1619	84.56%
Natural Gas	11	CCF	\$46.44	\$0.00	\$46.44	4.2218	3.46%
Water	2	CCF	\$103.10	\$0.00	\$103.10	51.5500	7.69%
Sewer	5	CCF	\$57.51	\$0.00	\$57.51	11.5020	4.29%
Total Cost:			\$1,340.57	\$0.00	\$1,340.57		



Filters: Cost Center Name Not Equal To DoNotReport; Billing Period Equal To 201208All Meter CodesAll Group Names

elpaso

Energy CAP

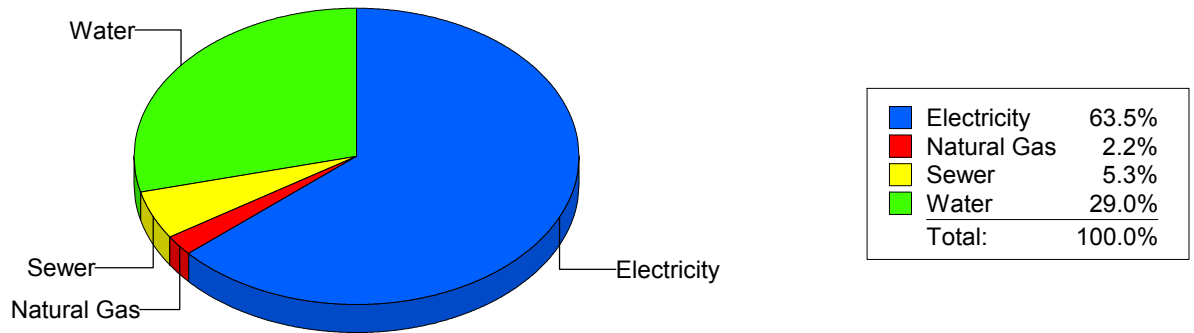
Cost Avoidance Program

Cost Summary Graph

Grouped by Energy Type

Energy Type	Use	Units	Meter Cost	Special Charges	Total Cost	Avg Unit Cost	% of Total Cost
Site: PARK ELEMENTARY - PARK ELEMENTARY							
Electricity	21,023	KWH	\$3,716.77	\$0.00	\$3,716.77	0.1768	63.53%
Natural Gas	8	CCF	\$128.83	\$0.00	\$128.83	16.1038	2.20%
Water	450	CCF	\$1,695.58	\$0.00	\$1,695.58	3.7680	28.98%
Sewer	99	CCF	\$308.87	\$0.00	\$308.87	3.1199	5.28%
Total Cost:			\$5,850.05	\$0.00	\$5,850.05		

For PARK ELEMENTARY



Filters: Cost Center Name Not Equal To DoNotReport; Billing Period Equal To 201208All Meter CodesAll Group Names

elpaso

Energy CAP

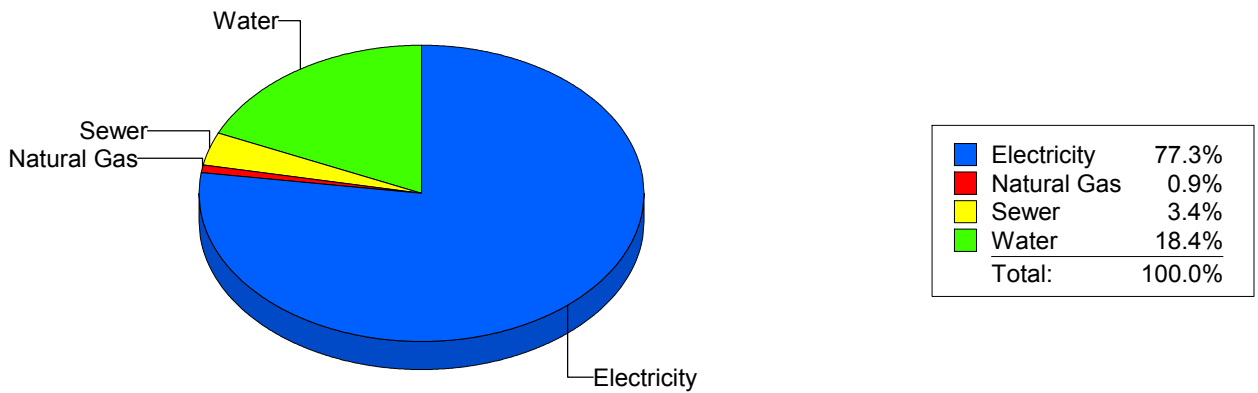
Cost Avoidance Program

Cost Summary Graph

Grouped by Energy Type

Energy Type	Use	Units	Meter Cost	Special Charges	Total Cost	Avg Unit Cost	% of Total Cost
Site: PAUL MORENO - PAUL MORENO							
Electricity	45,000	KWH	\$7,592.30	\$0.00	\$7,592.30	0.1687	77.27%
Natural Gas	15	CCF	\$89.94	\$0.00	\$89.94	5.9960	0.92%
Water	368	CCF	\$1,805.37	\$0.00	\$1,805.37	4.9059	18.37%
Sewer	111	CCF	\$338.11	\$0.00	\$338.11	3.0460	3.44%
Total Cost:			\$9,825.72	\$0.00	\$9,825.72		

For PAUL MORENO



Filters: Cost Center Name Not Equal To DoNotReport; Billing Period Equal To 201208All Meter CodesAll Group Names

elpaso

Energy CAP

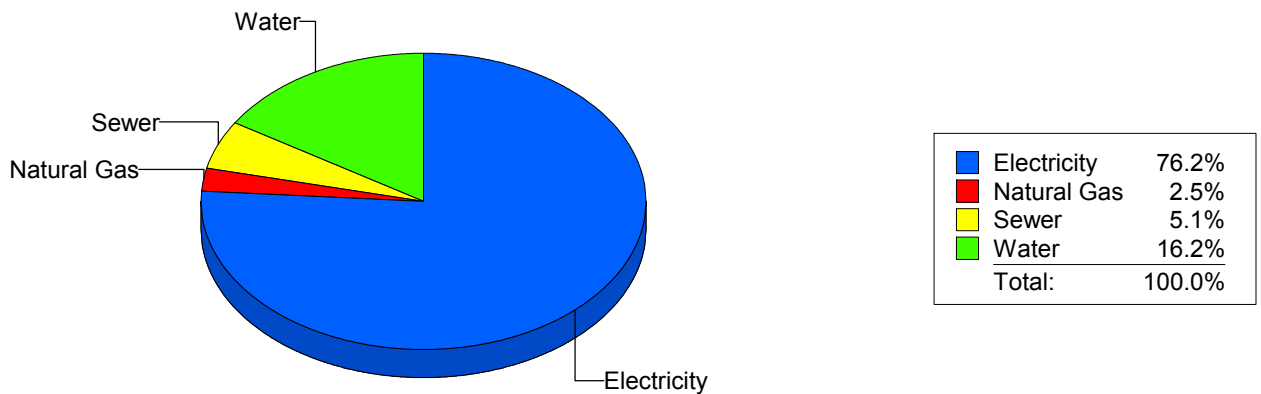
Cost Avoidance Program

Cost Summary Graph

Grouped by Energy Type

Energy Type	Use	Units	Meter Cost	Special Charges	Total Cost	Avg Unit Cost	% of Total Cost
Site: POLK ELEMENTARY - POLK ELEMENTARY							
Electricity	22,141	KWH	\$3,682.31	\$0.00	\$3,682.31	0.1663	76.20%
Natural Gas	93	CCF	\$122.75	\$0.00	\$122.75	1.3199	2.54%
Water	251	CCF	\$780.66	\$0.00	\$780.66	3.1102	16.16%
Sewer	80	CCF	\$246.54	\$0.00	\$246.54	3.0818	5.10%
Total Cost:			\$4,832.26	\$0.00	\$4,832.26		

For POLK ELEMENTARY



Filters: Cost Center Name Not Equal To DoNotReport; Billing Period Equal To 201208All Meter CodesAll Group Names

elpaso

Energy CAP

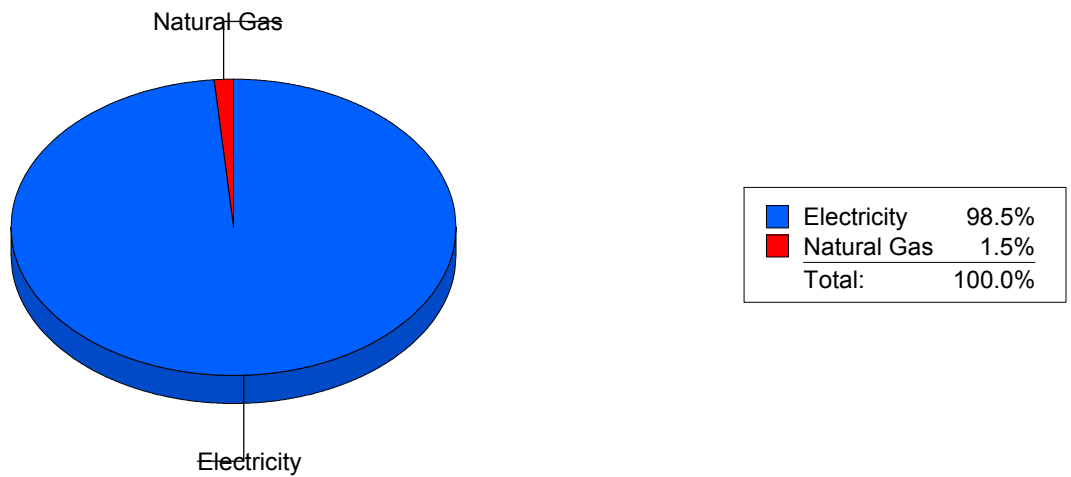
Cost Avoidance Program

Cost Summary Graph

Grouped by Energy Type

Energy Type	Use	Units	Meter Cost	Special Charges	Total Cost	Avg Unit Cost	% of Total Cost
Site: POWELL - POWELL							
Electricity	45,840	KWH	\$7,882.80	\$0.00	\$7,882.80	0.1720	98.55%
Natural Gas	160	CCF	\$116.10	\$0.00	\$116.10	0.7256	1.45%
Total Cost:			\$7,998.90	\$0.00	\$7,998.90		

For POWELL



Filters: Cost Center Name Not Equal To DoNotReport; Billing Period Equal To 201208All Meter CodesAll Group Names

elpaso

Energy CAP

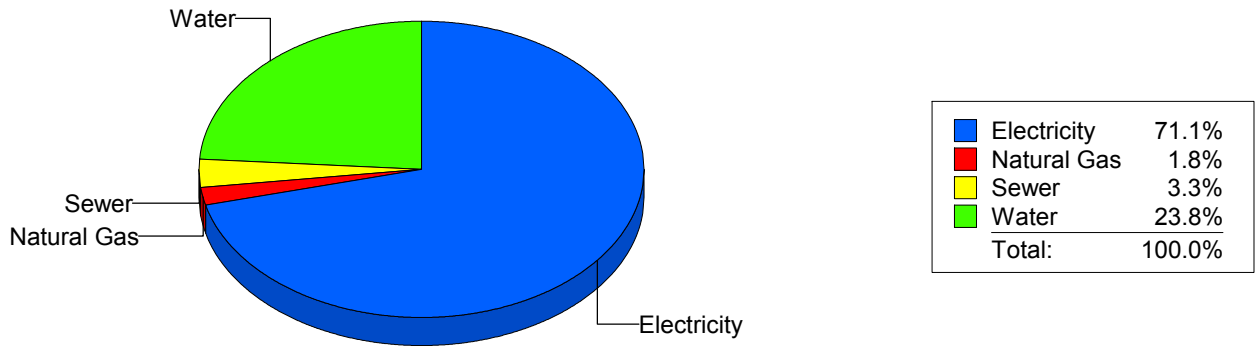
Cost Avoidance Program

Cost Summary Graph

Grouped by Energy Type

Energy Type	Use	Units	Meter Cost	Special Charges	Total Cost	Avg Unit Cost	% of Total Cost
Site: PUTNAM ELEMENTARY - PUTNAM ELEMENTARY							
Electricity	25,161	KWH	\$4,147.48	\$0.00	\$4,147.48	0.1648	71.09%
Natural Gas	55	CCF	\$106.77	\$0.00	\$106.77	1.9413	1.83%
Water	393	CCF	\$1,389.70	\$0.00	\$1,389.70	3.5361	23.82%
Sewer	88	CCF	\$190.18	\$0.00	\$190.18	2.1611	3.26%
Total Cost:			\$5,834.13	\$0.00	\$5,834.13		

For PUTNAM ELEMENTARY



Filters: Cost Center Name Not Equal To DoNotReport; Billing Period Equal To 201208All Meter CodesAll Group Names

elpaso

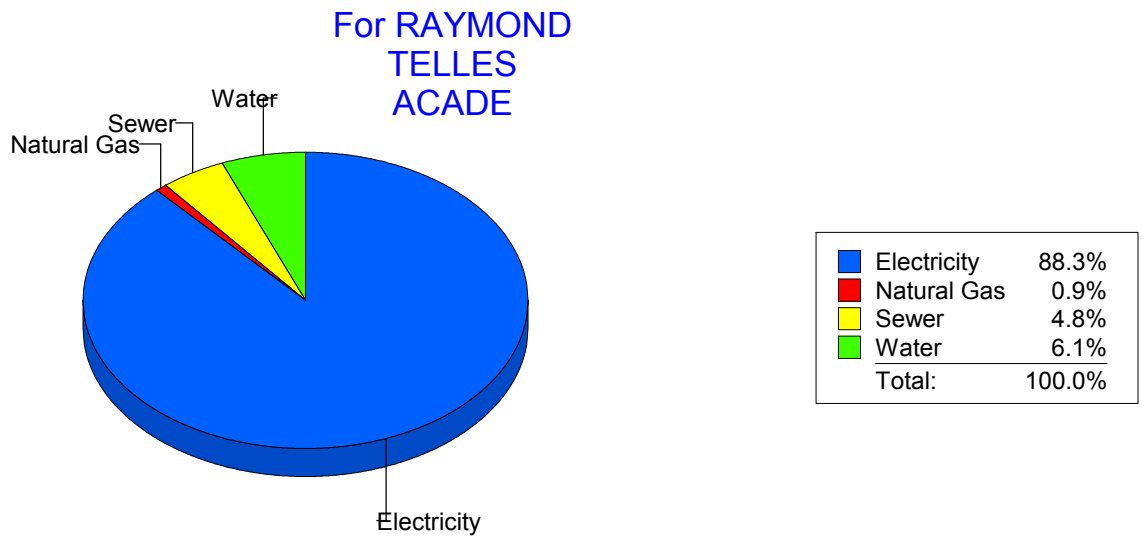
Energy CAP

Cost Avoidance Program

Cost Summary Graph

Grouped by Energy Type

Energy Type	Use	Units	Meter Cost	Special Charges	Total Cost	Avg Unit Cost	% of Total Cost
Site: RAYMOND TELLES ACADE - RAYMOND TELLES ACADE							
Electricity	43,400	KWH	\$5,299.51	\$0.00	\$5,299.51	0.1221	88.27%
Natural Gas	26	CCF	\$52.74	\$0.00	\$52.74	2.0285	0.88%
Water	144	CCF	\$365.98	\$0.00	\$365.98	2.5415	6.10%
Sewer	110	CCF	\$285.84	\$0.00	\$285.84	2.5985	4.76%
Total Cost:			\$6,004.07	\$0.00	\$6,004.07		



Filters: Cost Center Name Not Equal To DoNotReport; Billing Period Equal To 201208All Meter CodesAll Group Names

elpaso

Energy CAP

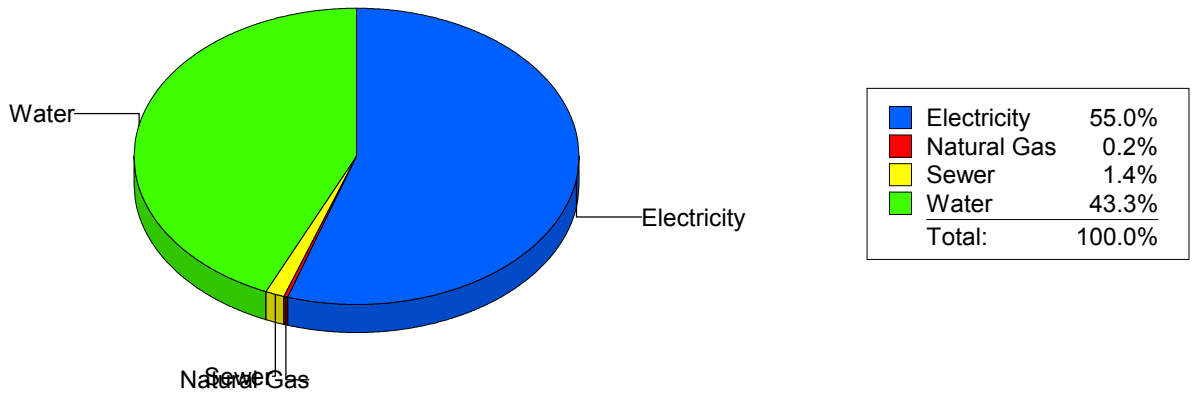
Cost Avoidance Program

Cost Summary Graph

Grouped by Energy Type

Energy Type	Use	Units	Meter Cost	Special Charges	Total Cost	Avg Unit Cost	% of Total Cost
Site: RICHARDSON MIDDLE - RICHARDSON MIDDLE							
Electricity	76,800	KWH	\$11,507.00	\$0.00	\$11,507.00	0.1498	55.05%
Natural Gas	0	CCF	\$41.82	\$0.00	\$41.82	0.0000	0.20%
Water	1,753	CCF	\$9,057.01	\$0.00	\$9,057.01	5.1666	43.33%
Sewer	119	CCF	\$297.63	\$0.00	\$297.63	2.5011	1.42%
Total Cost:			\$20,903.46	\$0.00	\$20,903.46		

For
RICHARDSON
MIDDLE



Filters: Cost Center Name Not Equal To DoNotReport; Billing Period Equal To 201208All Meter CodesAll Group Names

elpaso

Energy CAP

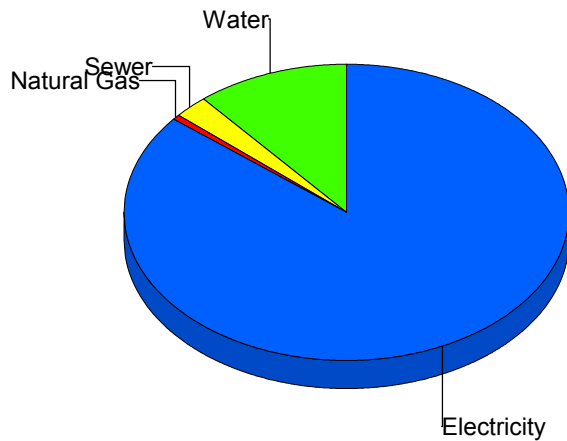
Cost Avoidance Program

Cost Summary Graph

Grouped by Energy Type

Energy Type	Use	Units	Meter Cost	Special Charges	Total Cost	Avg Unit Cost	% of Total Cost
Site: RIVERA ELEMENTARY - RIVERA ELEMENTARY							
Electricity	75,960	KWH	\$9,341.96	\$0.00	\$9,341.96	0.1230	85.84%
Natural Gas	8	CCF	\$45.19	\$0.00	\$45.19	5.6488	0.42%
Water	387	CCF	\$1,218.31	\$0.00	\$1,218.31	3.1481	11.19%
Sewer	104	CCF	\$277.98	\$0.00	\$277.98	2.6729	2.55%
Total Cost:			\$10,883.44	\$0.00	\$10,883.44		

For RIVERA ELEMENTARY



Electricity	85.8%
Natural Gas	0.4%
Sewer	2.6%
Water	11.2%
Total:	100.0%

Filters: Cost Center Name Not Equal To DoNotReport; Billing Period Equal To 201208All Meter CodesAll Group Names

el Paso

Energy CAP

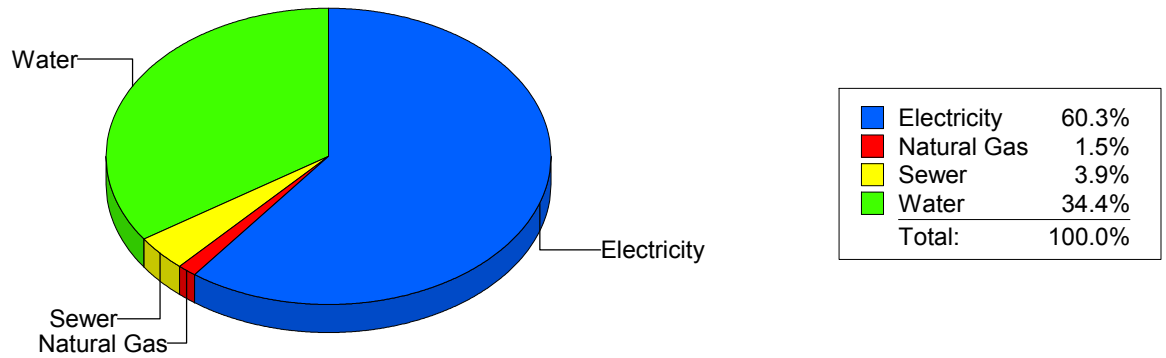
Cost Avoidance Program

Cost Summary Graph

Grouped by Energy Type

Energy Type	Use	Units	Meter Cost	Special Charges	Total Cost	Avg Unit Cost	% of Total Cost
Site: ROBERTS ELEMENTARY - ROBERTS ELEMENTARY							
Electricity	33,852	KWH	\$5,133.30	\$0.00	\$5,133.30	0.1516	60.28%
Natural Gas	100	CCF	\$125.69	\$0.00	\$125.69	1.2569	1.48%
Water	759	CCF	\$2,925.28	\$0.00	\$2,925.28	3.8541	34.35%
Sewer	137	CCF	\$331.62	\$0.00	\$331.62	2.4206	3.89%
Total Cost:			\$8,515.89	\$0.00	\$8,515.89		

For ROBERTS ELEMENTARY



Filters: Cost Center Name Not Equal To DoNotReport; Billing Period Equal To 201208All Meter CodesAll Group Names

elpaso

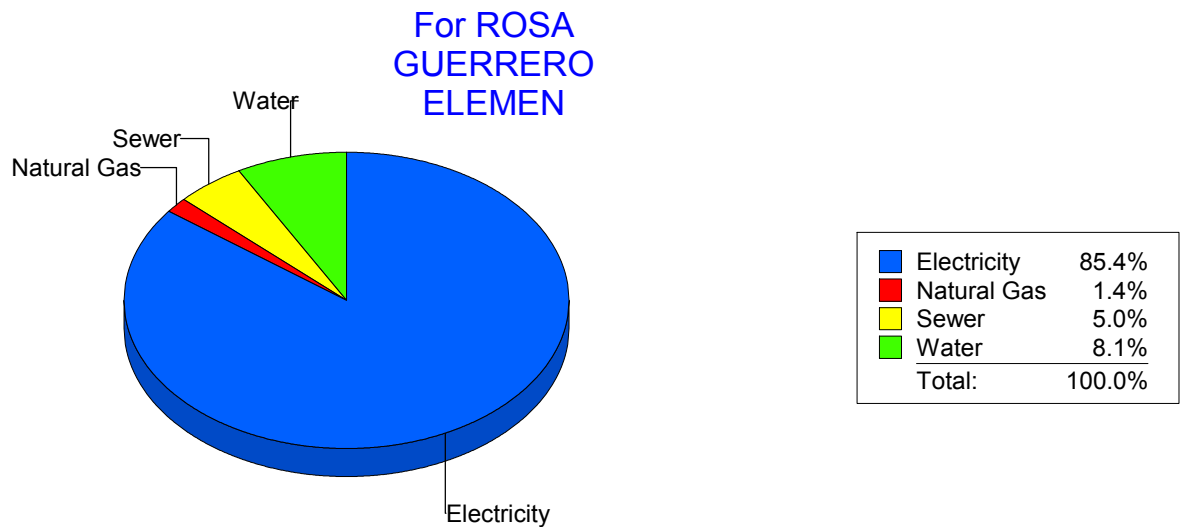
Energy CAP

Cost Avoidance Program

Cost Summary Graph

Grouped by Energy Type

Energy Type	Use	Units	Meter Cost	Special Charges	Total Cost	Avg Unit Cost	% of Total Cost
Site: ROSA GUERRERO ELEMEN - ROSA GUERRERO ELEMEN							
Electricity	30,593	KWH	\$5,864.03	\$0.00	\$5,864.03	0.1917	85.42%
Natural Gas	37	CCF	\$99.34	\$0.00	\$99.34	2.6849	1.45%
Water	375	CCF	\$557.69	\$0.00	\$557.69	1.4872	8.12%
Sewer	182	CCF	\$344.24	\$0.00	\$344.24	1.8914	5.01%
Total Cost:			\$6,865.30	\$0.00	\$6,865.30		



Filters: Cost Center Name Not Equal To DoNotReport; Billing Period Equal To 201208All Meter CodesAll Group Names

el paso

Energy CAP

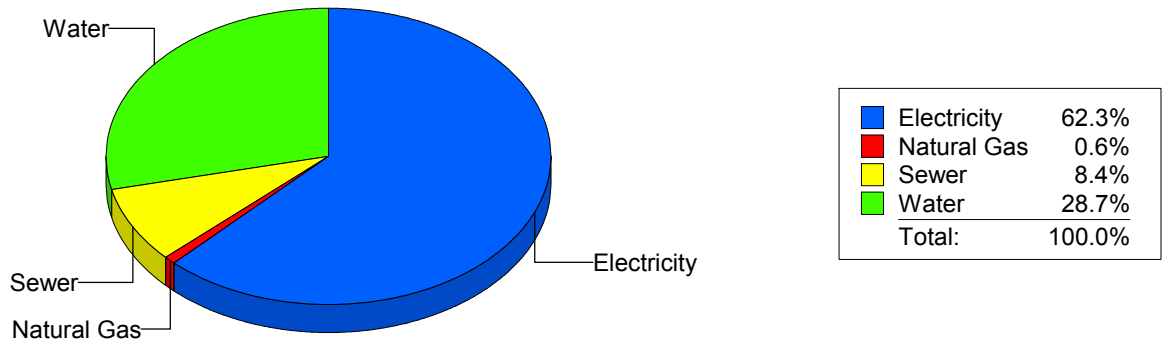
Cost Avoidance Program

Cost Summary Graph

Grouped by Energy Type

Energy Type	Use	Units	Meter Cost	Special Charges	Total Cost	Avg Unit Cost	% of Total Cost
Site: ROSS MIDDLE SCHOOL - ROSS MIDDLE SCHOOL							
Electricity	59,448	KWH	\$8,176.48	\$0.00	\$8,176.48	0.1375	62.32%
Natural Gas	92	CCF	\$80.51	\$0.00	\$80.51	0.8751	0.61%
Water	1,739	CCF	\$3,763.24	\$0.00	\$3,763.24	2.1640	28.68%
Sewer	732	CCF	\$1,100.66	\$0.00	\$1,100.66	1.5036	8.39%
Total Cost:			\$13,120.89	\$0.00	\$13,120.89		

For ROSS
MIDDLE
SCHOOL



Filters: Cost Center Name Not Equal To DoNotReport; Billing Period Equal To 201208All Meter CodesAll Group Names

elpaso

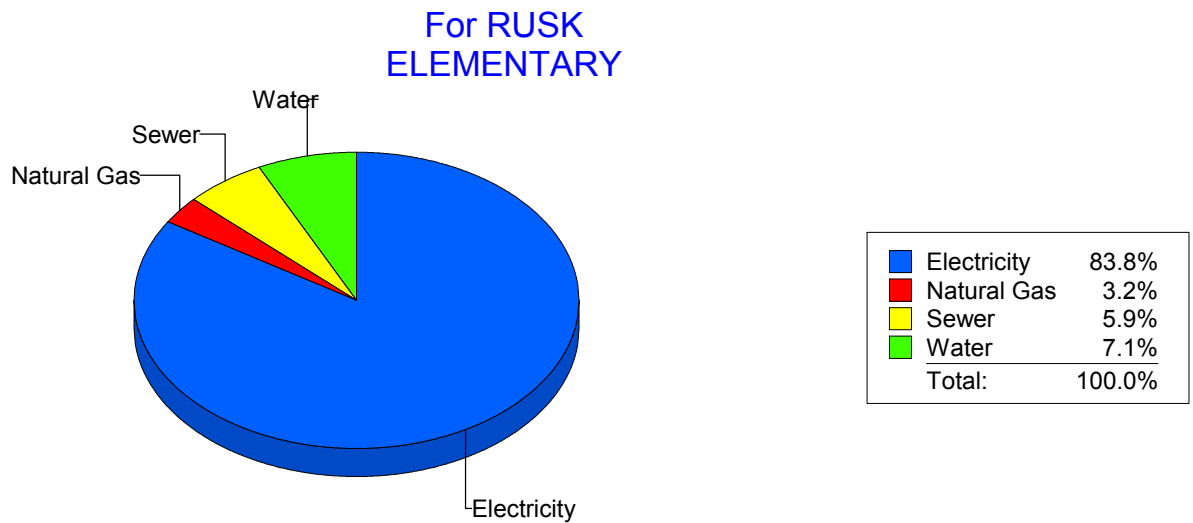
Energy CAP

Cost Avoidance Program

Cost Summary Graph

Grouped by Energy Type

Energy Type	Use	Units	Meter Cost	Special Charges	Total Cost	Avg Unit Cost	% of Total Cost
Site: RUSK ELEMENTARY - RUSK ELEMENTARY							
Electricity	22,290	KWH	\$3,539.80	\$0.00	\$3,539.80	0.1588	83.75%
Natural Gas	28	CCF	\$137.24	\$0.00	\$137.24	4.9014	3.25%
Water	93	CCF	\$300.72	\$0.00	\$300.72	3.2335	7.12%
Sewer	84	CCF	\$248.67	\$0.00	\$248.67	2.9604	5.88%
Total Cost:			\$4,226.43	\$0.00	\$4,226.43		



Filters: Cost Center Name Not Equal To DoNotReport; Billing Period Equal To 201208All Meter CodesAll Group Names

elpaso

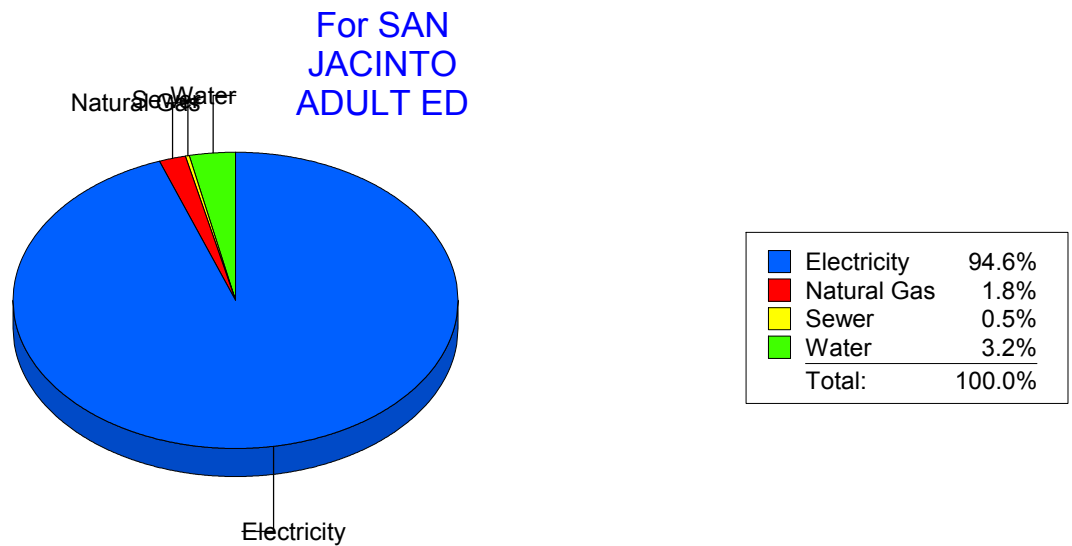
Energy CAP

Cost Avoidance Program

Cost Summary Graph

Grouped by Energy Type

Energy Type	Use	Units	Meter Cost	Special Charges	Total Cost	Avg Unit Cost	% of Total Cost
Site: SAN JACINTO ADULT ED - SAN JACINTO ADULT ED							
Electricity	12,800	KWH	\$2,283.98	\$0.00	\$2,283.98	0.1784	94.55%
Natural Gas	1	CCF	\$42.40	\$0.00	\$42.40	42.4000	1.76%
Water	9	CCF	\$77.92	\$0.00	\$77.92	8.6578	3.23%
Sewer	36	CCF	\$11.27	\$0.00	\$11.27	0.3131	0.47%
Total Cost:			\$2,415.57	\$0.00	\$2,415.57		



Filters: Cost Center Name Not Equal To DoNotReport; Billing Period Equal To 201208All Meter CodesAll Group Names

elpaso

Energy CAP

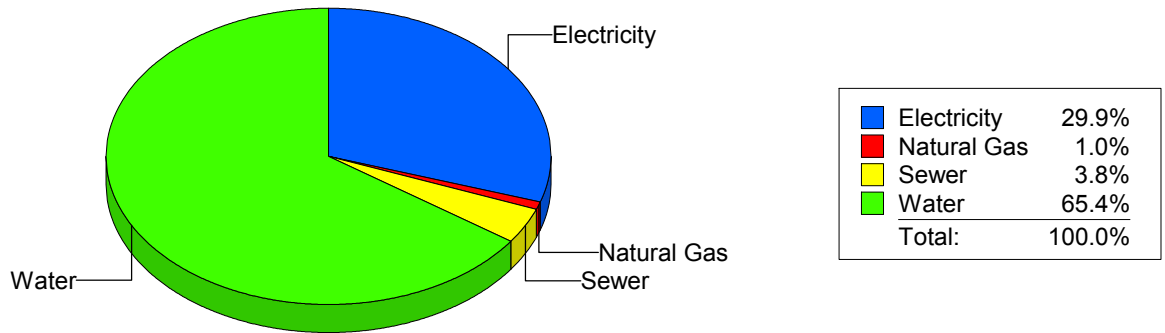
Cost Avoidance Program

Cost Summary Graph

Grouped by Energy Type

Energy Type	Use	Units	Meter Cost	Special Charges	Total Cost	Avg Unit Cost	% of Total Cost
Site: SCHUSTER ELEMENTARY - SCHUSTER ELEMENTARY							
Electricity	11,440	KWH	\$1,751.23	\$0.00	\$1,751.23	0.1531	29.87%
Natural Gas	34	CCF	\$56.11	\$0.00	\$56.11	1.6503	0.96%
Water	934	CCF	\$3,831.40	\$0.00	\$3,831.40	4.1021	65.35%
Sewer	122	CCF	\$223.93	\$0.00	\$223.93	1.8355	3.82%
Total Cost:			\$5,862.67	\$0.00	\$5,862.67		

For
SCHUSTER
ELEMENTARY



Filters: Cost Center Name Not Equal To DoNotReport; Billing Period Equal To 201208All Meter CodesAll Group Names

elpaso

Energy CAP

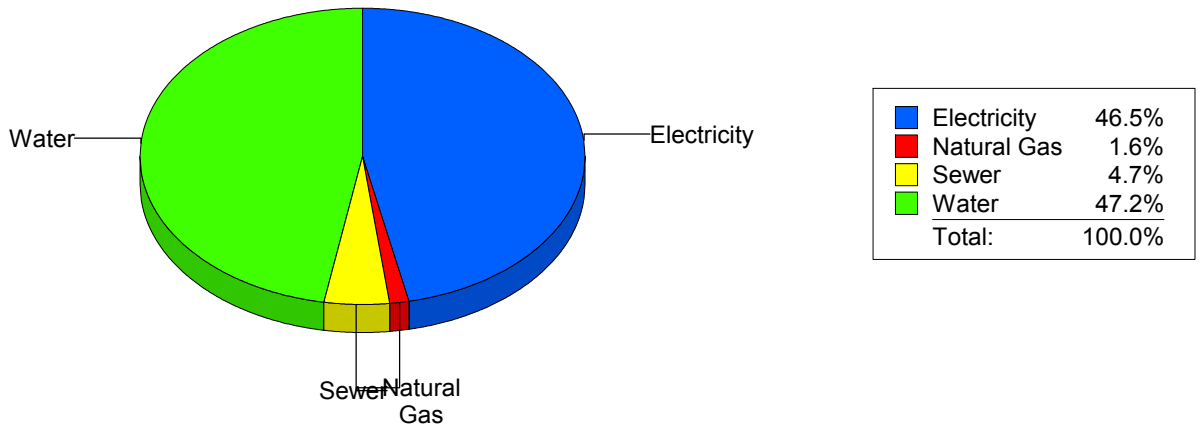
Cost Avoidance Program

Cost Summary Graph

Grouped by Energy Type

Energy Type	Use	Units	Meter Cost	Special Charges	Total Cost	Avg Unit Cost	% of Total Cost
Site: STANTON ELEMENTARY - STANTON ELEMENTARY							
Electricity	16,757	KWH	\$3,442.53	\$0.00	\$3,442.53	0.2054	46.54%
Natural Gas	83	CCF	\$118.63	\$0.00	\$118.63	1.4293	1.60%
Water	939	CCF	\$3,491.18	\$0.00	\$3,491.18	3.7180	47.20%
Sewer	175	CCF	\$344.32	\$0.00	\$344.32	1.9675	4.66%
Total Cost:			\$7,396.66	\$0.00	\$7,396.66		

For STANTON ELEMENTARY



Filters: Cost Center Name Not Equal To DoNotReport; Billing Period Equal To 201208All Meter CodesAll Group Names

el paso

Energy CAP

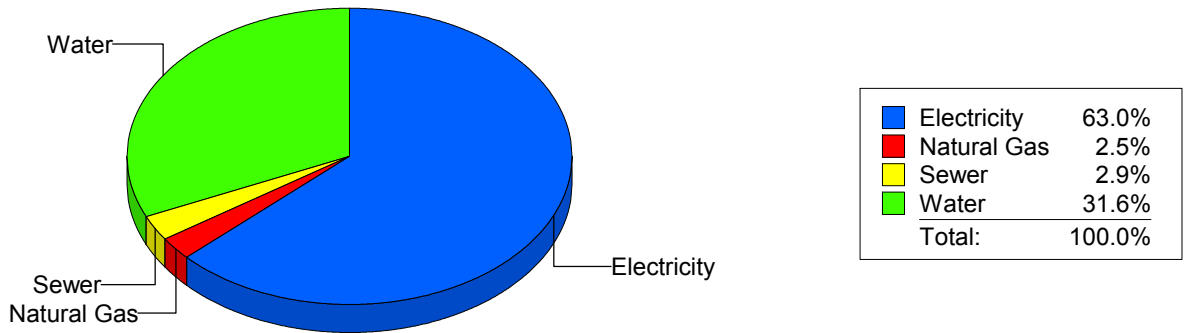
Cost Avoidance Program

Cost Summary Graph

Grouped by Energy Type

Energy Type	Use	Units	Meter Cost	Special Charges	Total Cost	Avg Unit Cost	% of Total Cost
Site: SUNSET HIGH - SUNSET HIGH							
Electricity	19,840	KWH	\$2,670.44	\$0.00	\$2,670.44	0.1346	63.03%
Natural Gas	138	CCF	\$104.14	\$0.00	\$104.14	0.7546	2.46%
Water	321	CCF	\$1,340.23	\$0.00	\$1,340.23	4.1752	31.63%
Sewer	44	CCF	\$121.75	\$0.00	\$121.75	2.7670	2.87%
Total Cost:			\$4,236.56	\$0.00	\$4,236.56		

For SUNSET HIGH



Filters: Cost Center Name Not Equal To DoNotReport; Billing Period Equal To 201208All Meter CodesAll Group Names

elpaso

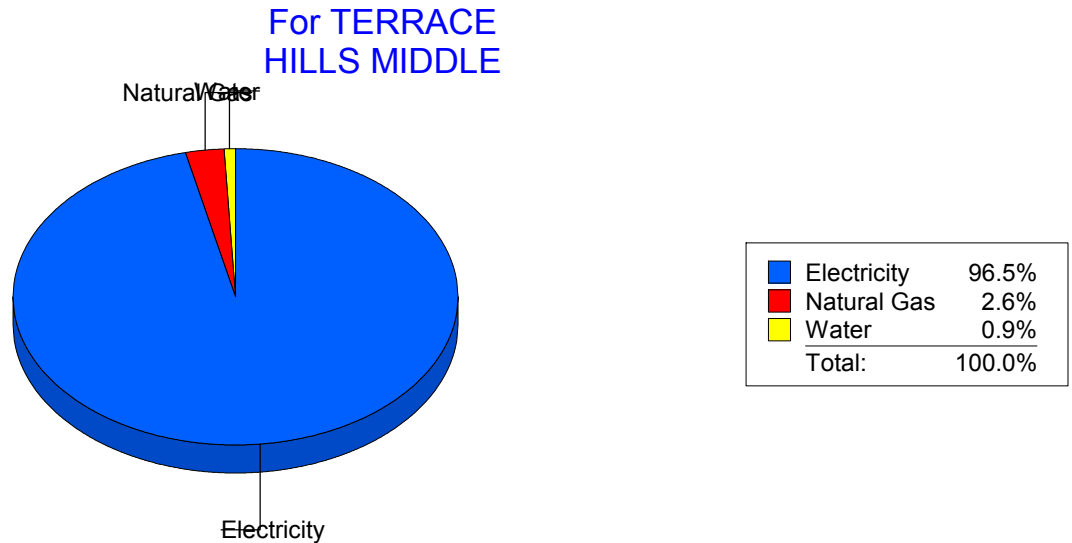
Energy CAP

Cost Avoidance Program

Cost Summary Graph

Grouped by Energy Type

Energy Type	Use	Units	Meter Cost	Special Charges	Total Cost	Avg Unit Cost	% of Total Cost
Site: TERRACE HILLS MIDDLE - TERRACE HILLS MIDDLE							
Electricity	26,700	KWH	\$4,077.39	\$0.00	\$4,077.39	0.1527	96.52%
Natural Gas	62	CCF	\$109.77	\$0.00	\$109.77	1.7705	2.60%
Water	0	CCF	\$37.45	\$0.00	\$37.45	0.0000	0.89%
Total Cost:			\$4,224.61	\$0.00	\$4,224.61		



Filters: Cost Center Name Not Equal To DoNotReport; Billing Period Equal To 201208All Meter CodesAll Group Names

elpaso

Energy CAP

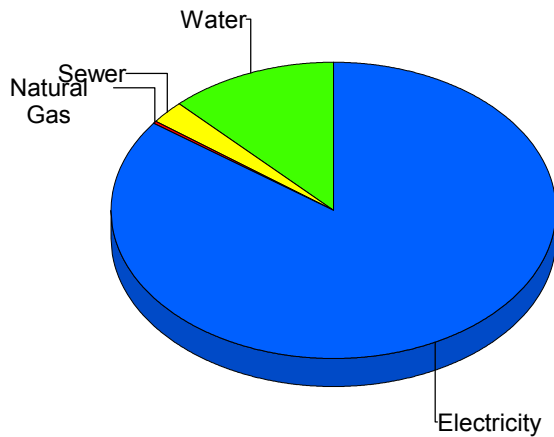
Cost Avoidance Program

Cost Summary Graph

Grouped by Energy Type

Energy Type	Use	Units	Meter Cost	Special Charges	Total Cost	Avg Unit Cost	% of Total Cost
Site: TIPPIN - TIPPIN ELEMENTARY							
Electricity	63,600	KWH	\$11,746.68	\$0.00	\$11,746.68	0.1847	84.95%
Natural Gas	21	CCF	\$50.64	\$0.00	\$50.64	2.4114	0.37%
Water	512	CCF	\$1,684.81	\$0.00	\$1,684.81	3.2906	12.18%
Sewer	156	CCF	\$346.10	\$0.00	\$346.10	2.2186	2.50%
Total Cost:			\$13,828.23	\$0.00	\$13,828.23		

For TIPPIN ELEMENTARY



Electricity	84.9%
Natural Gas	0.4%
Sewer	2.5%
Water	12.2%
Total:	100.0%

Filters: Cost Center Name Not Equal To DoNotReport; Billing Period Equal To 201208All Meter CodesAll Group Names

elpaso

Energy CAP

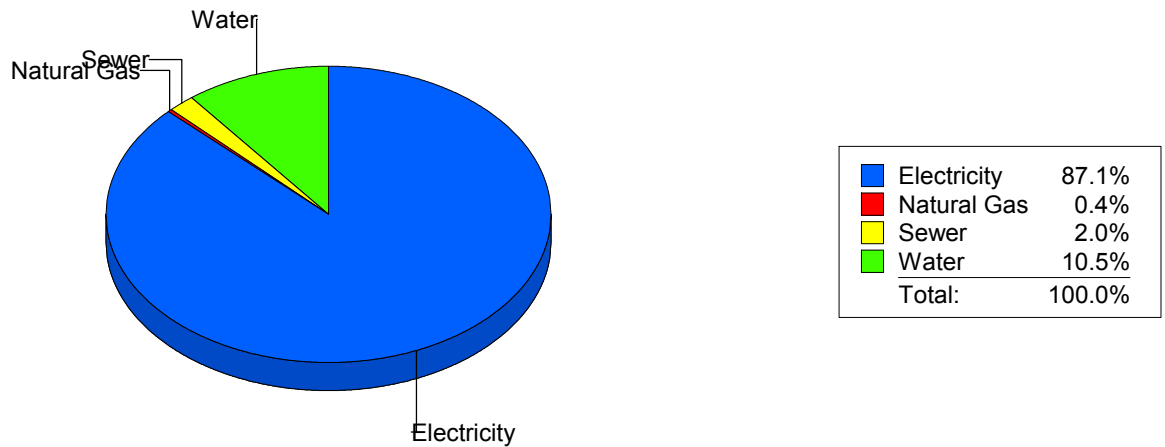
Cost Avoidance Program

Cost Summary Graph

Grouped by Energy Type

Energy Type	Use	Units	Meter Cost	Special Charges	Total Cost	Avg Unit Cost	% of Total Cost
Site: TOMLEA - TOM LEA							
Electricity	83,040	KWH	\$10,182.84	\$0.00	\$10,182.84	0.1226	87.12%
Natural Gas	13	CCF	\$47.29	\$0.00	\$47.29	3.6377	0.40%
Water	312	CCF	\$1,227.53	\$0.00	\$1,227.53	3.9344	10.50%
Sewer	68	CCF	\$230.82	\$0.00	\$230.82	3.3944	1.97%
Total Cost:			\$11,688.48	\$0.00	\$11,688.48		

For TOM LEA



Filters: Cost Center Name Not Equal To DoNotReport; Billing Period Equal To 201208All Meter CodesAll Group Names

el Paso

Energy CAP

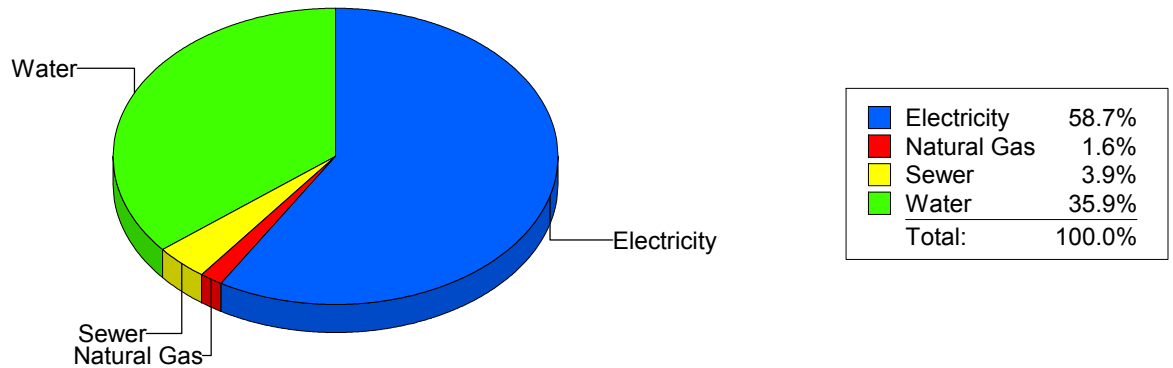
Cost Avoidance Program

Cost Summary Graph

Grouped by Energy Type

Energy Type	Use	Units	Meter Cost	Special Charges	Total Cost	Avg Unit Cost	% of Total Cost
Site: TRAVIS ELEMENTARY SC - TRAVIS ELEMENTARY SC							
Electricity	19,682	KWH	\$3,548.04	\$0.00	\$3,548.04	0.1803	58.66%
Natural Gas	25	CCF	\$94.14	\$0.00	\$94.14	3.7656	1.56%
Water	548	CCF	\$2,173.06	\$0.00	\$2,173.06	3.9654	35.93%
Sewer	90	CCF	\$232.97	\$0.00	\$232.97	2.5886	3.85%
Total Cost:			\$6,048.21	\$0.00	\$6,048.21		

For TRAVIS ELEMENTARY SC



Filters: Cost Center Name Not Equal To DoNotReport; Billing Period Equal To 201208All Meter CodesAll Group Names

elpaso

Energy CAP

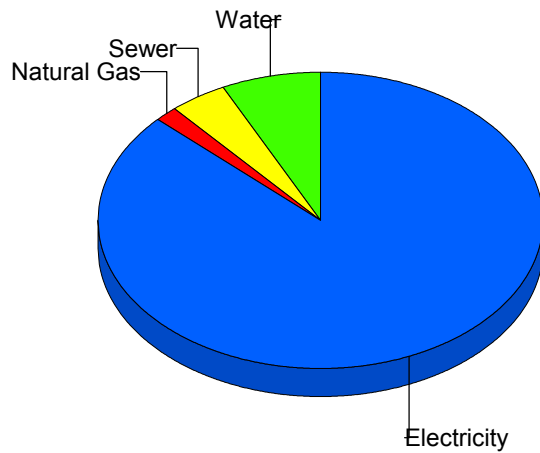
Cost Avoidance Program

Cost Summary Graph

Grouped by Energy Type

Energy Type	Use	Units	Meter Cost	Special Charges	Total Cost	Avg Unit Cost	% of Total Cost
Site: VILAS ELEMENTARY - VILAS ELEMENTARY							
Electricity	42,132	KWH	\$7,235.92	\$0.00	\$7,235.92	0.1717	86.99%
Natural Gas	37	CCF	\$141.01	\$0.00	\$141.01	3.8111	1.70%
Water	123	CCF	\$603.44	\$0.00	\$603.44	4.9060	7.25%
Sewer	62	CCF	\$337.66	\$0.00	\$337.66	5.4461	4.06%
Total Cost:			\$8,318.03	\$0.00	\$8,318.03		

For VILAS ELEMENTARY



Electricity	87.0%
Natural Gas	1.7%
Sewer	4.1%
Water	7.3%
Total:	100.0%

Filters: Cost Center Name Not Equal To DoNotReport; Billing Period Equal To 201208All Meter CodesAll Group Names

elpaso

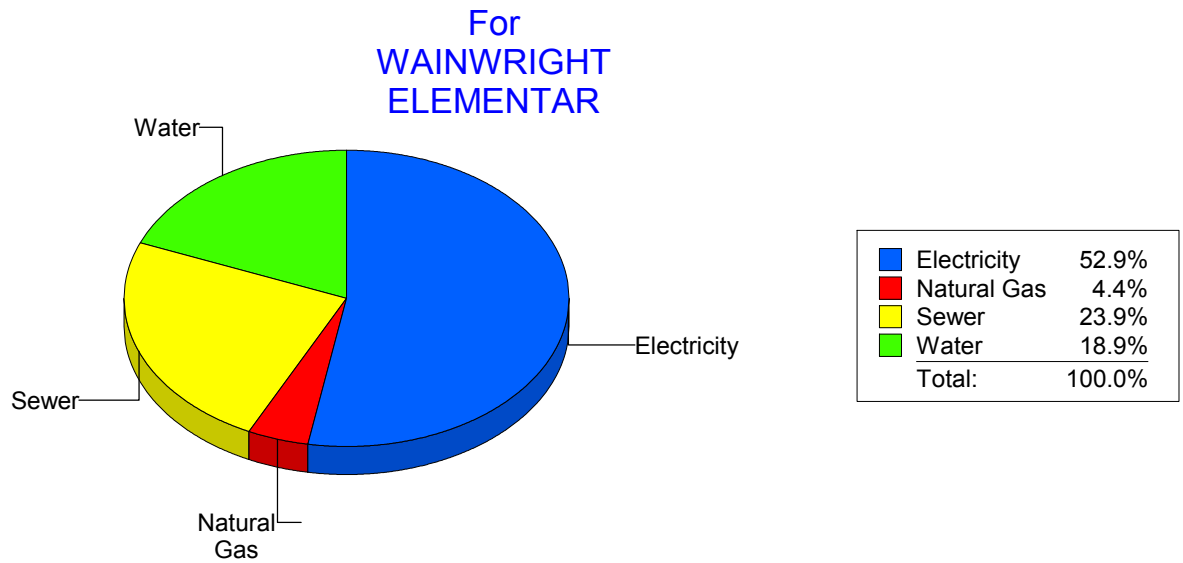
Energy CAP

Cost Avoidance Program

Cost Summary Graph

Grouped by Energy Type

Energy Type	Use	Units	Meter Cost	Special Charges	Total Cost	Avg Unit Cost	% of Total Cost
Site: WAINWRIGHT ELEMENTAR - WAINWRIGHT ELEMENTAR							
Electricity	12,129	KWH	\$1,522.12	\$0.00	\$1,522.12	0.1255	52.86%
Natural Gas	0	CCF	\$125.46	\$0.00	\$125.46	0.0000	4.36%
Water	140	CCF	\$543.29	\$0.00	\$543.29	3.8806	18.87%
Sewer	428	CCF	\$688.90	\$0.00	\$688.90	1.6096	23.92%
Total Cost:			\$2,879.77	\$0.00	\$2,879.77		



Filters: Cost Center Name Not Equal To DoNotReport; Billing Period Equal To 201208All Meter CodesAll Group Names

el paso

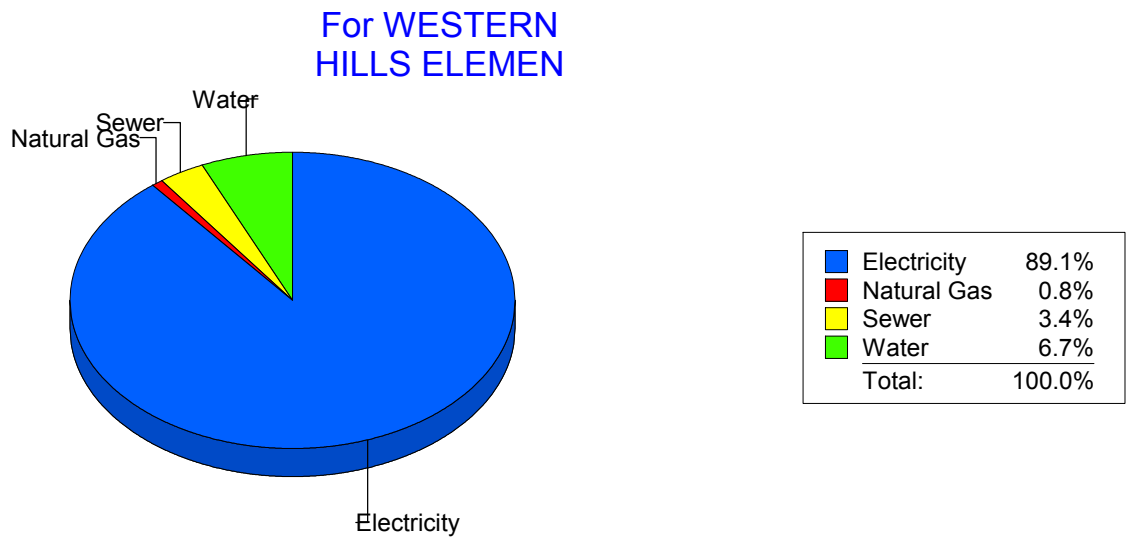
Energy CAP

Cost Avoidance Program

Cost Summary Graph

Grouped by Energy Type

Energy Type	Use	Units	Meter Cost	Special Charges	Total Cost	Avg Unit Cost	% of Total Cost
Site: WESTERN HILLS ELEMEN - WESTERN HILLS ELEMEN							
Electricity	44,880	KWH	\$8,656.34	\$0.00	\$8,656.34	0.1929	89.07%
Natural Gas	85	CCF	\$77.57	\$0.00	\$77.57	0.9126	0.80%
Water	308	CCF	\$651.86	\$0.00	\$651.86	2.1164	6.71%
Sewer	87	CCF	\$332.28	\$0.00	\$332.28	3.8193	3.42%
Total Cost:			\$9,718.05	\$0.00	\$9,718.05		



Filters: Cost Center Name Not Equal To DoNotReport; Billing Period Equal To 201208All Meter CodesAll Group Names

elpaso

Energy CAP

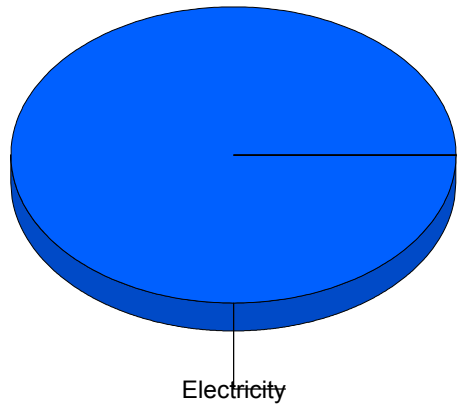
Cost Avoidance Program

Cost Summary Graph

Grouped by Energy Type

Energy Type	Use	Units	Meter Cost	Special Charges	Total Cost	Avg Unit Cost	% of Total Cost
Site: WESTSIDE TRANSPORTAT - WESTSIDE TRANSPORTAT							
Electricity		1,950 KWH	\$267.93	\$0.00	\$267.93	0.1374	100.00%
Total Cost:			\$267.93	\$0.00	\$267.93		

For WESTSIDE TRANSPORTAT



■ Electricity	100.0%
Total:	100.0%

Filters: Cost Center Name Not Equal To DoNotReport; Billing Period Equal To 201208All Meter CodesAll Group Names

elpaso

Energy CAP

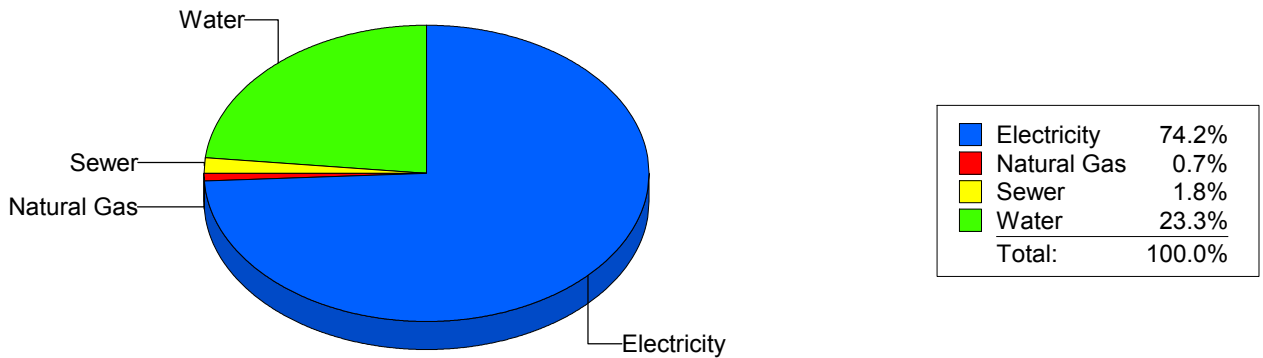
Cost Avoidance Program

Cost Summary Graph

Grouped by Energy Type

Energy Type	Use	Units	Meter Cost	Special Charges	Total Cost	Avg Unit Cost	% of Total Cost
Site: WHITAKER ELEMENTARY - WHITAKER ELEMENTARY							
Electricity	78,000	KWH	\$10,676.14	\$0.00	\$10,676.14	0.1369	74.24%
Natural Gas	131	CCF	\$100.50	\$0.00	\$100.50	0.7672	0.70%
Water	1,598	CCF	\$3,344.94	\$0.00	\$3,344.94	2.0932	23.26%
Sewer	90	CCF	\$259.64	\$0.00	\$259.64	2.8849	1.81%
Total Cost:			\$14,381.22	\$0.00	\$14,381.22		

For WHITAKER ELEMENTARY



Filters: Cost Center Name Not Equal To DoNotReport; Billing Period Equal To 201208All Meter CodesAll Group Names

elpaso

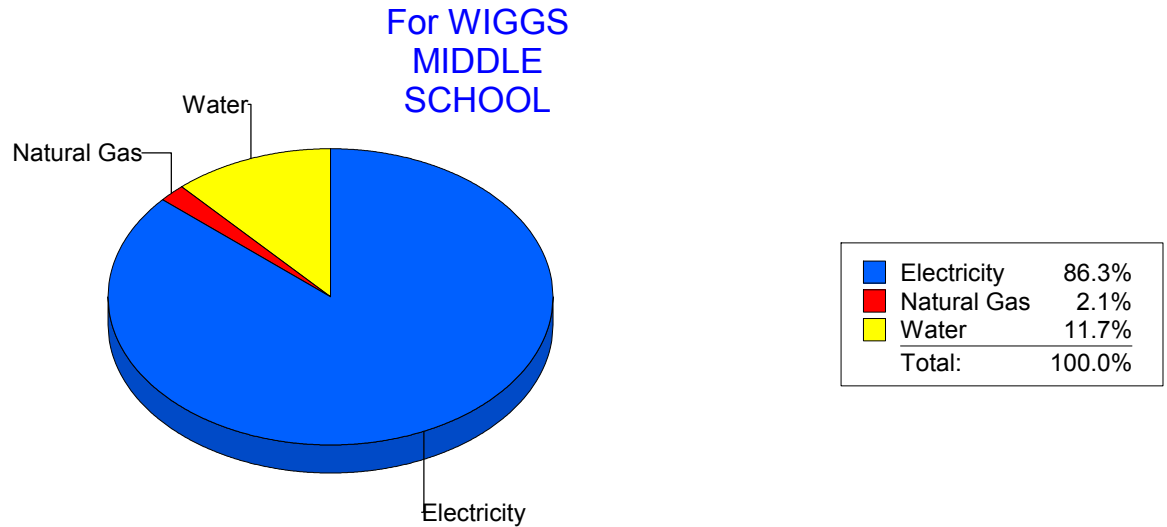
Energy CAP

Cost Avoidance Program

Cost Summary Graph

Grouped by Energy Type

Energy Type	Use	Units	Meter Cost	Special Charges	Total Cost	Avg Unit Cost	% of Total Cost
Site: WIGGS MIDDLE SCHOOL - WIGGS MIDDLE SCHOOL							
Electricity	32,780	KWH	\$5,740.16	\$0.00	\$5,740.16	0.1751	86.28%
Natural Gas	199	CCF	\$137.02	\$0.00	\$137.02	0.6885	2.06%
Water	302	CCF	\$776.11	\$0.00	\$776.11	2.5699	11.67%
Total Cost:			\$6,653.29	\$0.00	\$6,653.29		



Filters: Cost Center Name Not Equal To DoNotReport; Billing Period Equal To 201208All Meter CodesAll Group Names

elpaso

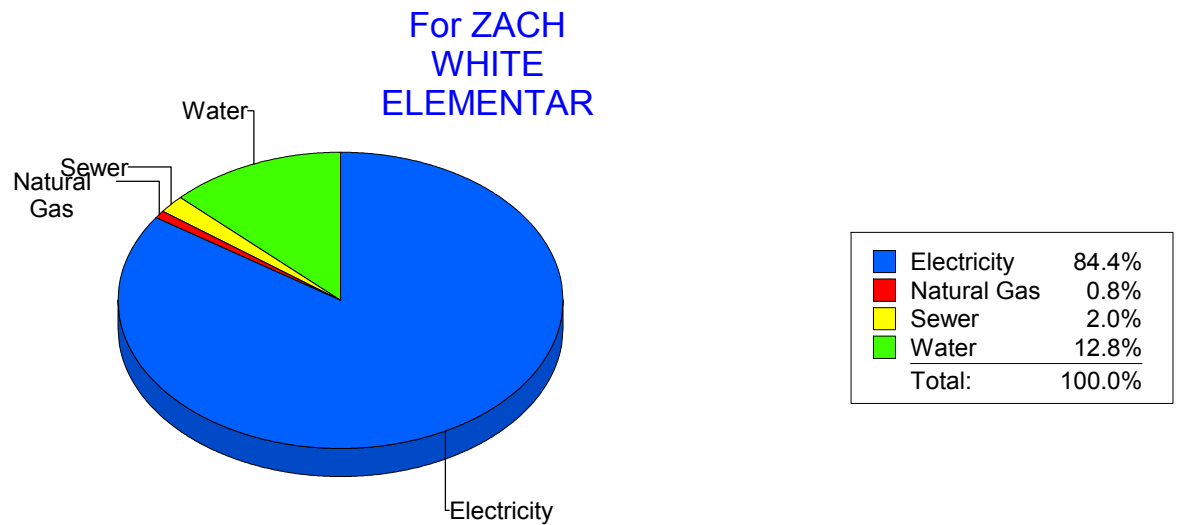
Energy CAP

Cost Avoidance Program

Cost Summary Graph

Grouped by Energy Type

Energy Type	Use	Units	Meter Cost	Special Charges	Total Cost	Avg Unit Cost	% of Total Cost
Site: ZACH WHITE ELEMENTAR - ZACH WHITE ELEMENTAR							
Electricity	60,000	KWH	\$9,584.23	\$0.00	\$9,584.23	0.1597	84.44%
Natural Gas	4	CCF	\$85.32	\$0.00	\$85.32	21.3300	0.75%
Water	525	CCF	\$1,449.02	\$0.00	\$1,449.02	2.7600	12.77%
Sewer	79	CCF	\$231.71	\$0.00	\$231.71	2.9330	2.04%
Total Cost:			\$11,350.28	\$0.00	\$11,350.28		



Filters: Cost Center Name Not Equal To DoNotReport; Billing Period Equal To 201208All Meter CodesAll Group Names

el paso

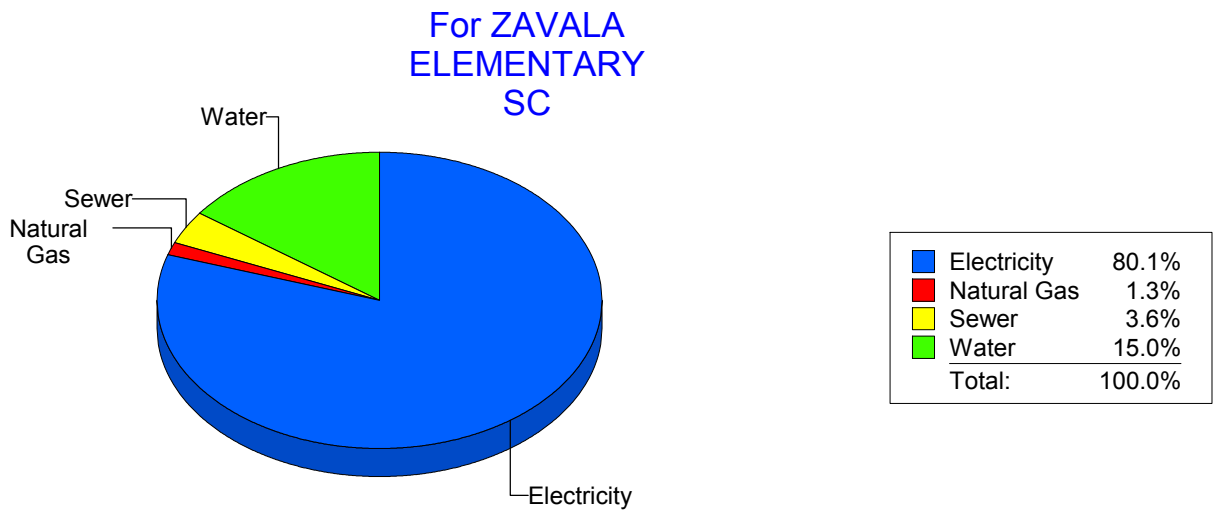
Energy CAP

Cost Avoidance Program

Cost Summary Graph

Grouped by Energy Type

Energy Type	Use	Units	Meter Cost	Special Charges	Total Cost	Avg Unit Cost	% of Total Cost
Site: ZAVALA ELEMENTARY SC - ZAVALA ELEMENTARY SC							
Electricity	20,250	KWH	\$2,822.61	\$0.00	\$2,822.61	0.1394	80.05%
Natural Gas	13	CCF	\$47.29	\$0.00	\$47.29	3.6377	1.34%
Water	152	CCF	\$529.10	\$0.00	\$529.10	3.4809	15.01%
Sewer	48	CCF	\$126.99	\$0.00	\$126.99	2.6456	3.60%
Total Cost:			\$3,525.99	\$0.00	\$3,525.99		



Filters: Cost Center Name Not Equal To DoNotReport; Billing Period Equal To 201208All Meter CodesAll Group Names

elpaso

Energy CAP

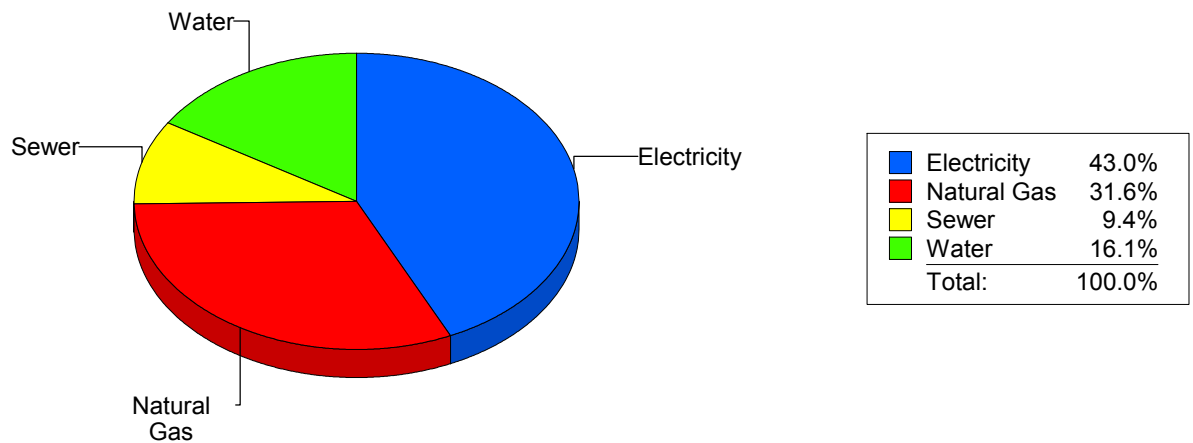
Cost Avoidance Program

Cost Summary Graph

Grouped by Energy Type

Energy Type	Use	Units	Meter Cost	Special Charges	Total Cost	Avg Unit Cost	% of Total Cost
Site: ZUNI COTTAGES - ZUNI COTTAGES							
Electricity	671 KWH		\$113.64	\$0.00	\$113.64	0.1694	42.97%
Natural Gas	0 CCF		\$83.64	\$0.00	\$83.64	0.0000	31.62%
Water	11 CCF		\$42.45	\$0.00	\$42.45	3.8591	16.05%
Sewer	3 CCF		\$24.75	\$0.00	\$24.75	8.2500	9.36%
Total Cost:			\$264.48	\$0.00	\$264.48		

For ZUNI COTTAGES



Filters: Cost Center Name Not Equal To DoNotReport; Billing Period Equal To 201208All Meter CodesAll Group Names

el Paso

Energy CAP

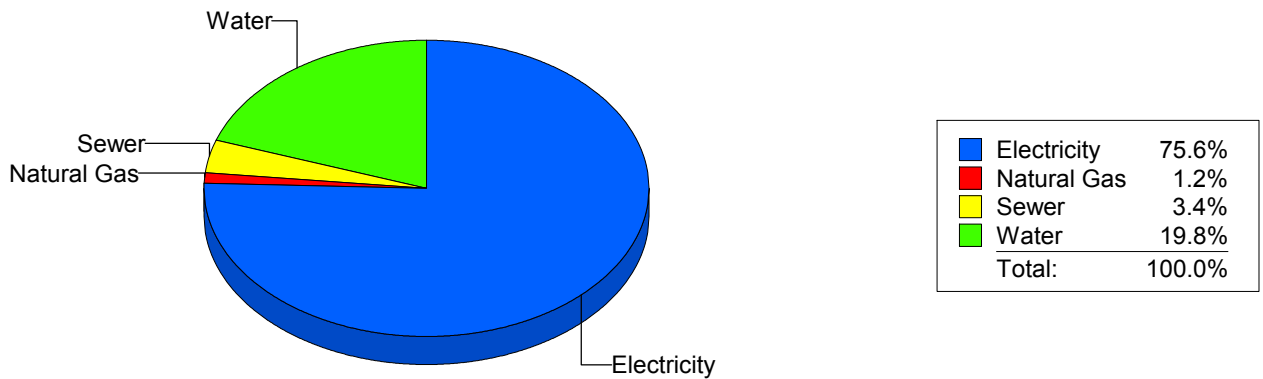
Cost Avoidance Program

Cost Summary Graph

Grouped by Energy Type

Energy Type	Use	Units	Meter Cost	Special Charges	Total Cost	Avg Unit Cost	% of Total Cost
All Sites							
Electricity	5,981,751	KWH	\$835,932.56	\$0.00	\$835,932.56	0.1397	75.61%
Natural Gas	10,896	CCF	\$13,094.94	\$0.00	\$13,094.94	1.2018	1.18%
Water	74,856	CCF	\$218,753.76	\$0.00	\$218,753.76	2.9223	19.79%
Sewer	16,250	CCF	\$37,862.83	\$0.00	\$37,862.83	2.3300	3.42%
Total Cost:			\$1,105,644.09	\$0.00	\$1,105,644.09		

For All Sites



Filters: Cost Center Name Not Equal To DoNotReport; Billing Period Equal To 201208All Meter CodesAll Group Names