

elpaso

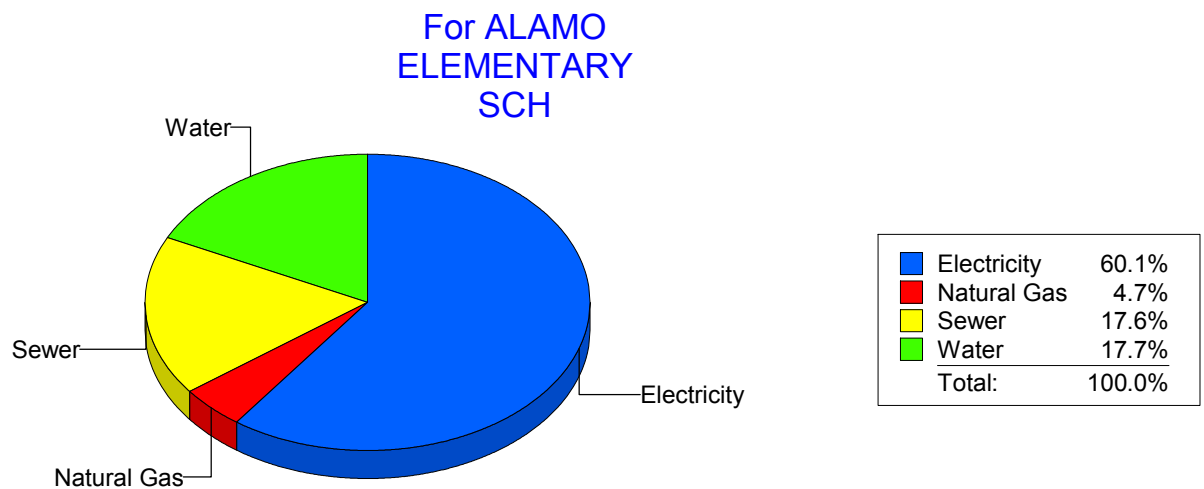
Energy CAP

Cost Avoidance Program

Cost Summary Graph

Grouped by Energy Type

Energy Type	Use	Units	Meter Cost	Special Charges	Total Cost	Avg Unit Cost	% of Total Cost
Site: ALAMO ELEMENTARY SCH - ALAMO ELEMENTARY SCH							
Electricity	4,500	KWH	\$425.87	\$0.00	\$425.87	0.0946	60.07%
Natural Gas	0	CCF	\$33.38	\$0.00	\$33.38	0.0000	4.71%
Water	0	CCF	\$125.26	\$0.00	\$125.26	0.0000	17.67%
Sewer	0	CCF	\$124.48	\$0.00	\$124.48	0.0000	17.56%
Total Cost:			\$708.99	\$0.00	\$708.99		



Filters: Cost Center Name Not Equal To DoNotReport; Billing Period Equal To 201008

elpaso

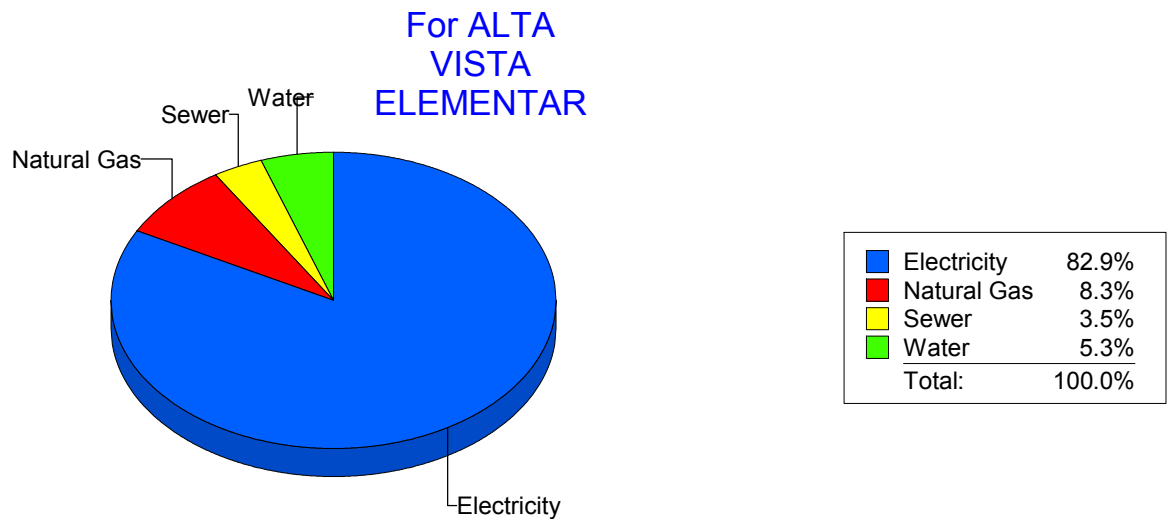
Energy CAP

Cost Avoidance Program

Cost Summary Graph

Grouped by Energy Type

Energy Type	Use	Units	Meter Cost	Special Charges	Total Cost	Avg Unit Cost	% of Total Cost
Site: ALTA VISTA ELEMENTAR - ALTA VISTA ELEMENTAR							
Electricity	28,050	KWH	\$4,230.94	\$0.00	\$4,230.94	0.1508	82.89%
Natural Gas	557	CCF	\$424.08	\$0.00	\$424.08	0.7614	8.31%
Water	143	CCF	\$269.98	\$0.00	\$269.98	1.8880	5.29%
Sewer	92	CCF	\$179.08	\$0.00	\$179.08	1.9465	3.51%
Total Cost:			\$5,104.08	\$0.00	\$5,104.08		



Filters: Cost Center Name Not Equal To DoNotReport; Billing Period Equal To 201008

elpaso

Energy CAP

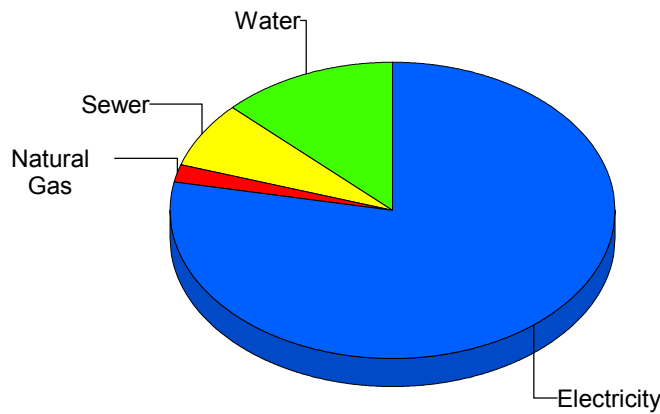
Cost Avoidance Program

Cost Summary Graph

Grouped by Energy Type

Energy Type	Use	Units	Meter Cost	Special Charges	Total Cost	Avg Unit Cost	% of Total Cost
Site: ANDRESS HIGH SCHOOL - ANDRESS HIGH SCHOOL							
Electricity	158,943	KWH	\$17,919.47	\$0.00	\$17,919.47	0.1127	78.17%
Natural Gas	482	CCF	\$410.03	\$0.00	\$410.03	0.8507	1.79%
Water	1,922	CCF	\$2,912.09	\$0.00	\$2,912.09	1.5151	12.70%
Sewer	1,217	CCF	\$1,683.20	\$0.00	\$1,683.20	1.3831	7.34%
Total Cost:			\$22,924.79	\$0.00	\$22,924.79		

For ANDRESS
HIGH SCHOOL



Electricity	78.2%
Natural Gas	1.8%
Sewer	7.3%
Water	12.7%
Total:	100.0%

Filters: Cost Center Name Not Equal To DoNotReport; Billing Period Equal To 201008

elpaso

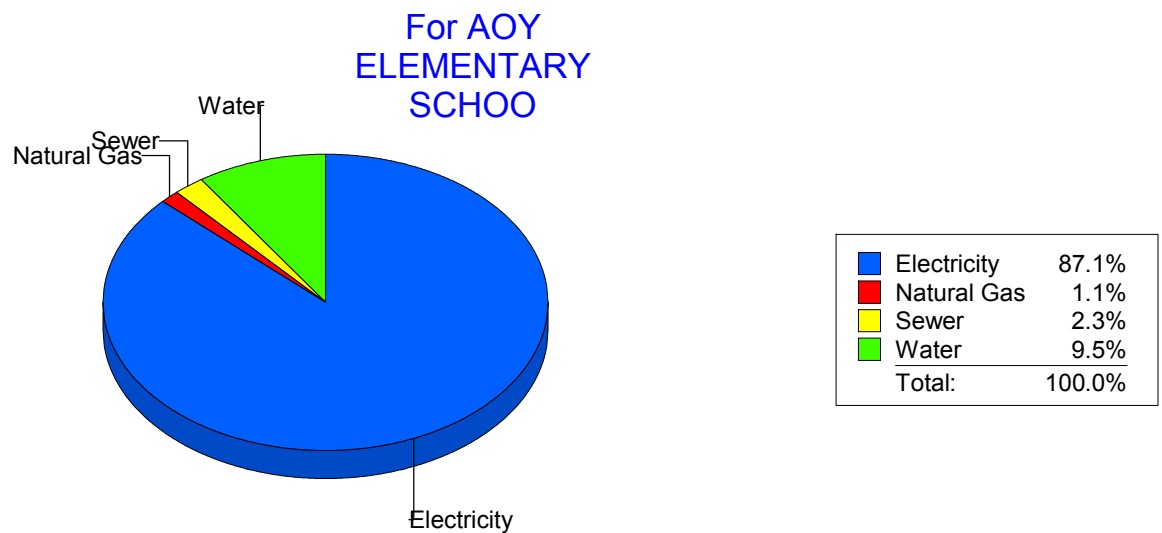
Energy CAP

Cost Avoidance Program

Cost Summary Graph

Grouped by Energy Type

Energy Type	Use	Units	Meter Cost	Special Charges	Total Cost	Avg Unit Cost	% of Total Cost
Site: AOY ELEMENTARY SCHOO - AOY ELEMENTARY SCHOO							
Electricity	89,926	KWH	\$13,559.40	\$0.00	\$13,559.40	0.1508	87.05%
Natural Gas	185	CCF	\$178.98	\$0.00	\$178.98	0.9675	1.15%
Water	307	CCF	\$1,479.63	\$0.00	\$1,479.63	4.8196	9.50%
Sewer	76	CCF	\$357.95	\$0.00	\$357.95	4.7099	2.30%
Total Cost:			\$15,575.96	\$0.00	\$15,575.96		



Filters: Cost Center Name Not Equal To DoNotReport; Billing Period Equal To 201008

elpaso

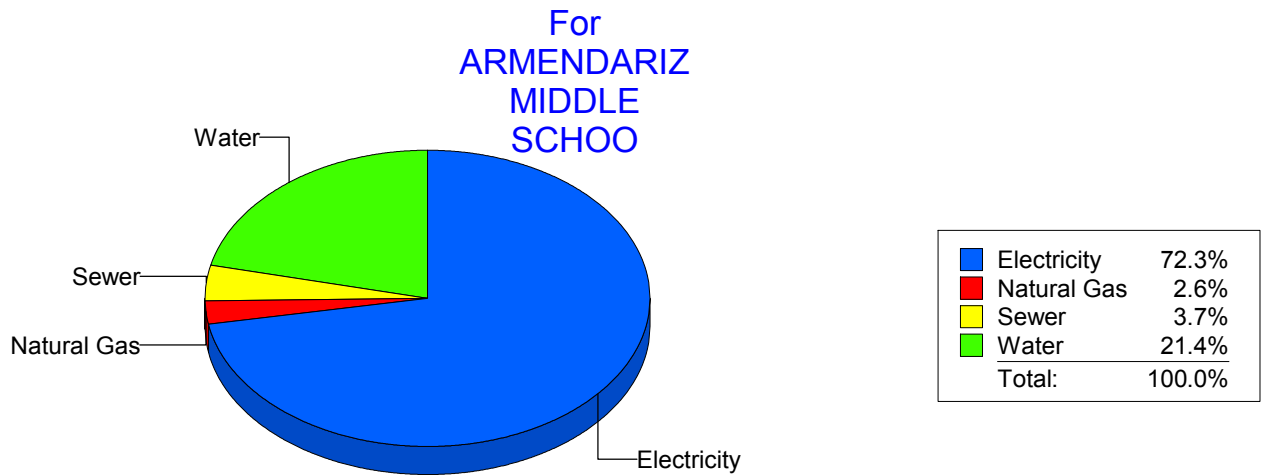
Energy CAP

Cost Avoidance Program

Cost Summary Graph

Grouped by Energy Type

Energy Type	Use	Units	Meter Cost	Special Charges	Total Cost	Avg Unit Cost	% of Total Cost
Site: ARMENDARIZ MIDDLE SCHOO - ARMENDARIZ MIDDLE SCHOO							
Electricity	79,500	KWH	\$9,372.39	\$0.00	\$9,372.39	0.1179	72.29%
Natural Gas	464	CCF	\$332.05	\$0.00	\$332.05	0.7156	2.56%
Water	1,147	CCF	\$2,776.72	\$0.00	\$2,776.72	2.4209	21.42%
Sewer	214	CCF	\$483.73	\$0.00	\$483.73	2.2604	3.73%
Total Cost:			\$12,964.89	\$0.00	\$12,964.89		



Filters: Cost Center Name Not Equal To DoNotReport; Billing Period Equal To 201008

elpaso

Energy CAP

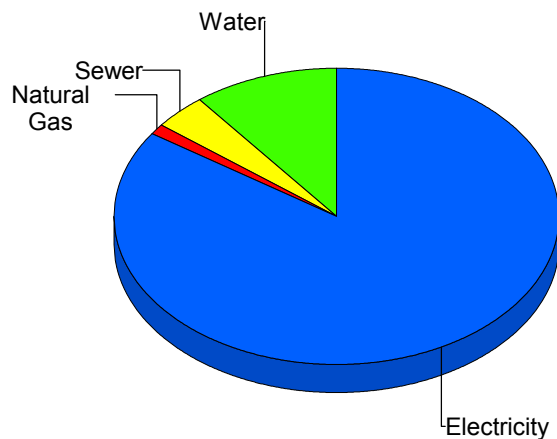
Cost Avoidance Program

Cost Summary Graph

Grouped by Energy Type

Energy Type	Use	Units	Meter Cost	Special Charges	Total Cost	Avg Unit Cost	% of Total Cost
Site: AUSTIN HIGH SCHOOL - AUSTIN HIGH SCHOOL							
Electricity	201,787	KWH	\$23,100.59	\$0.00	\$23,100.59	0.1145	84.42%
Natural Gas	378	CCF	\$336.16	\$0.00	\$336.16	0.8893	1.23%
Water	932	CCF	\$2,881.41	\$0.00	\$2,881.41	3.0916	10.53%
Sewer	391	CCF	\$1,044.95	\$0.00	\$1,044.95	2.6725	3.82%
Total Cost:			\$27,363.11	\$0.00	\$27,363.11		

For AUSTIN
HIGH SCHOOL



Electricity	84.4%
Natural Gas	1.2%
Sewer	3.8%
Water	10.5%
Total:	100.0%

Filters: Cost Center Name Not Equal To DoNotReport; Billing Period Equal To 201008

elpaso

Energy CAP

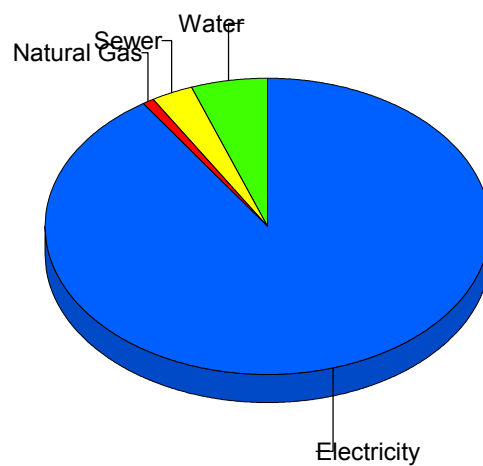
Cost Avoidance Program

Cost Summary Graph

Grouped by Energy Type

Energy Type	Use	Units	Meter Cost	Special Charges	Total Cost	Avg Unit Cost	% of Total Cost
Site: BARRON - BARRON							
Electricity	76,249	KWH	\$9,876.56	\$0.00	\$9,876.56	0.1295	90.50%
Natural Gas	57	CCF	\$98.34	\$0.00	\$98.34	1.7253	0.90%
Water	72	CCF	\$615.15	\$0.00	\$615.15	8.5438	5.64%
Sewer	69	CCF	\$322.82	\$0.00	\$322.82	4.6786	2.96%
Total Cost:			\$10,912.87	\$0.00	\$10,912.87		

For BARRON



Electricity	90.5%
Natural Gas	0.9%
Sewer	3.0%
Water	5.6%
Total:	100.0%

Filters: Cost Center Name Not Equal To DoNotReport; Billing Period Equal To 201008

elpaso

Energy CAP

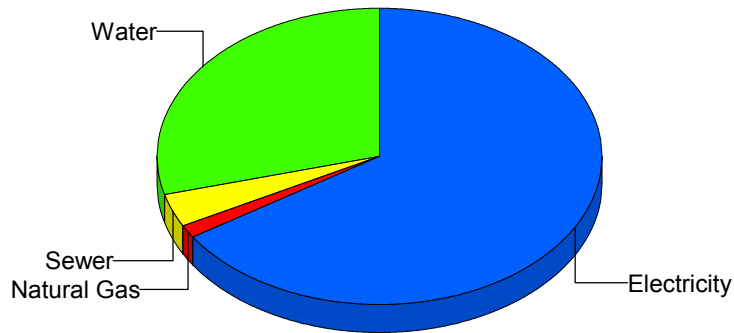
Cost Avoidance Program

Cost Summary Graph

Grouped by Energy Type

Energy Type	Use	Units	Meter Cost	Special Charges	Total Cost	Avg Unit Cost	% of Total Cost
Site: BASSET MIDDLE SCHOOL - BASSET MIDDLE SCHOOL							
Electricity	76,007	KWH	\$9,210.22	\$0.00	\$9,210.22	0.1212	65.85%
Natural Gas	140	CCF	\$180.12	\$0.00	\$180.12	1.2866	1.29%
Water	1,351	CCF	\$4,087.35	\$0.00	\$4,087.35	3.0254	29.22%
Sewer	292	CCF	\$508.45	\$0.00	\$508.45	1.7413	3.64%
Total Cost:			\$13,986.14	\$0.00	\$13,986.14		

For BASSET
MIDDLE
SCHOOL



Electricity	65.9%
Natural Gas	1.3%
Sewer	3.6%
Water	29.2%
Total:	100.0%

Filters: Cost Center Name Not Equal To DoNotReport; Billing Period Equal To 201008

elpaso

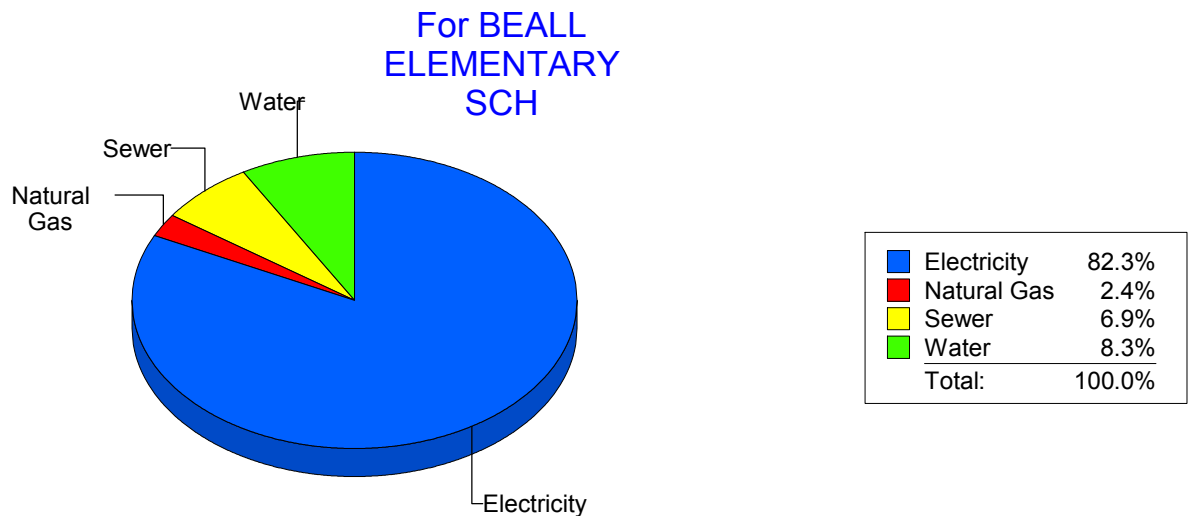
Energy CAP

Cost Avoidance Program

Cost Summary Graph

Grouped by Energy Type

Energy Type	Use	Units	Meter Cost	Special Charges	Total Cost	Avg Unit Cost	% of Total Cost
Site: BEALL ELEMENTARY SCH - BEALL ELEMENTARY SCH							
Electricity	19,600	KWH	\$2,912.03	\$0.00	\$2,912.03	0.1486	82.34%
Natural Gas	94	CCF	\$85.47	\$0.00	\$85.47	0.9093	2.42%
Water	116	CCF	\$293.39	\$0.00	\$293.39	2.5292	8.30%
Sewer	85	CCF	\$245.56	\$0.00	\$245.56	2.8889	6.94%
Total Cost:			\$3,536.45	\$0.00	\$3,536.45		



Filters: Cost Center Name Not Equal To DoNotReport; Billing Period Equal To 201008

elpaso

Energy CAP

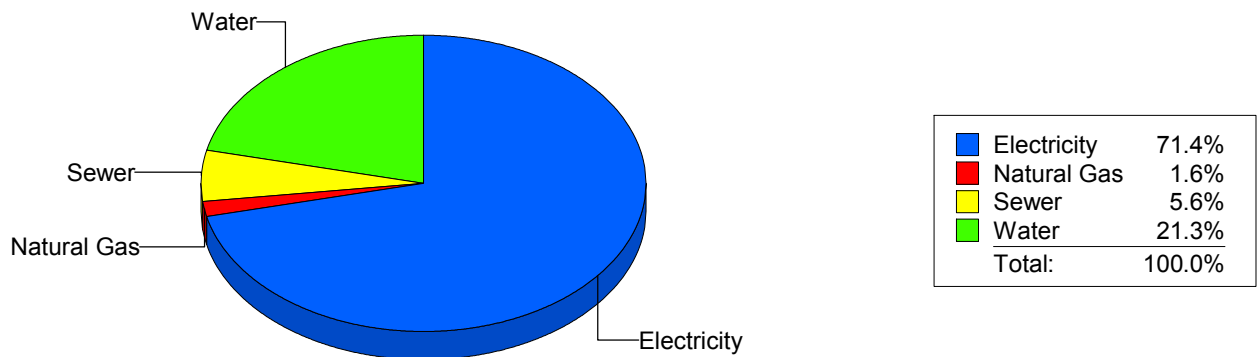
Cost Avoidance Program

Cost Summary Graph

Grouped by Energy Type

Energy Type	Use	Units	Meter Cost	Special Charges	Total Cost	Avg Unit Cost	% of Total Cost
Site: BLISS ELEMENTARY - BLISS ELEMENTARY							
Electricity	18,600	KWH	\$3,025.66	\$0.00	\$3,025.66	0.1627	71.43%
Natural Gas	69	CCF	\$69.09	\$0.00	\$69.09	1.0013	1.63%
Water	279	CCF	\$903.12	\$0.00	\$903.12	3.2370	21.32%
Sewer	79	CCF	\$237.94	\$0.00	\$237.94	3.0119	5.62%
Total Cost:			\$4,235.81	\$0.00	\$4,235.81		

For BLISS
ELEMENTARY



Filters: Cost Center Name Not Equal To DoNotReport; Billing Period Equal To 201008

elpaso

Energy CAP

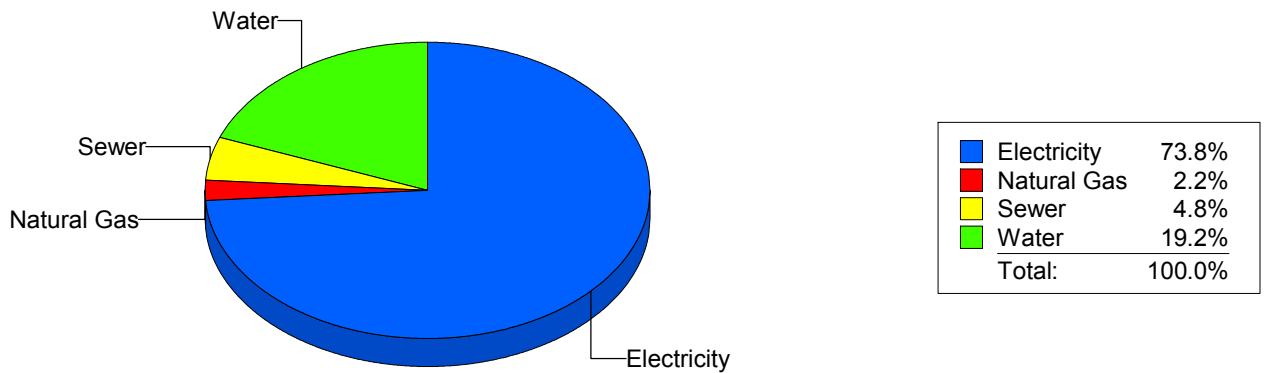
Cost Avoidance Program

Cost Summary Graph

Grouped by Energy Type

Energy Type	Use	Units	Meter Cost	Special Charges	Total Cost	Avg Unit Cost	% of Total Cost
Site: BOND - BOND ELEMENTARY							
Electricity	27,929	KWH	\$5,204.90	\$0.00	\$5,204.90	0.1864	73.82%
Natural Gas	150	CCF	\$155.62	\$0.00	\$155.62	1.0375	2.21%
Water	488	CCF	\$1,353.35	\$0.00	\$1,353.35	2.7733	19.19%
Sewer	157	CCF	\$337.00	\$0.00	\$337.00	2.1465	4.78%
Total Cost:			\$7,050.87	\$0.00	\$7,050.87		

For BOND
ELEMENTARY



Filters: Cost Center Name Not Equal To DoNotReport; Billing Period Equal To 201008

elpaso

Energy CAP

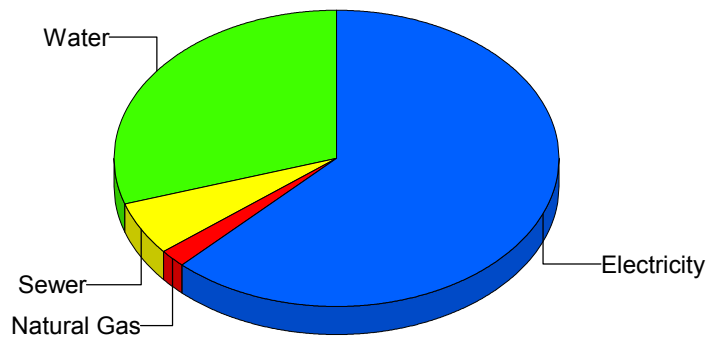
Cost Avoidance Program

Cost Summary Graph

Grouped by Energy Type

Energy Type	Use	Units	Meter Cost	Special Charges	Total Cost	Avg Unit Cost	% of Total Cost
Site: BONHAM ELEMENTARY SC - BONHAM ELEMENTARY SC							
Electricity	19,175	KWH	\$2,915.53	\$0.00	\$2,915.53	0.1520	62.29%
Natural Gas	32	CCF	\$84.49	\$0.00	\$84.49	2.6403	1.81%
Water	450	CCF	\$1,401.23	\$0.00	\$1,401.23	3.1138	29.94%
Sewer	124	CCF	\$279.31	\$0.00	\$279.31	2.2525	5.97%
Total Cost:			\$4,680.56	\$0.00	\$4,680.56		

For BONHAM
ELEMENTARY
SC



Electricity	62.3%
Natural Gas	1.8%
Sewer	6.0%
Water	29.9%
Total:	100.0%

Filters: Cost Center Name Not Equal To DoNotReport; Billing Period Equal To 201008

elpaso

Energy CAP

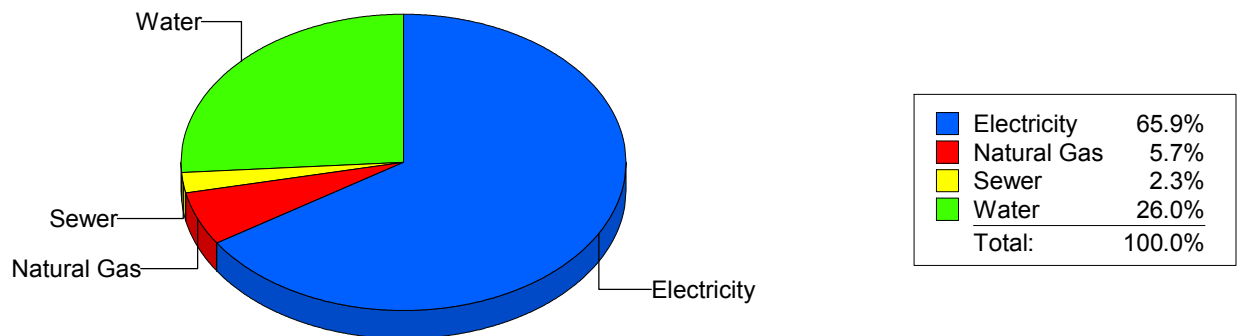
Cost Avoidance Program

Cost Summary Graph

Grouped by Energy Type

Energy Type	Use	Units	Meter Cost	Special Charges	Total Cost	Avg Unit Cost	% of Total Cost
Site: BOWIE HIGH SCHOOL - BOWIE HIGH SCHOOL							
Electricity	298,463	KWH	\$28,763.98	\$0.00	\$28,763.98	0.0964	65.95%
Natural Gas	3,761	CCF	\$2,494.49	\$0.00	\$2,494.49	0.6633	5.72%
Water	10,358	CCF	\$11,357.66	\$0.00	\$11,357.66	1.0965	26.04%
Sewer	464	CCF	\$1,001.08	\$0.00	\$1,001.08	2.1575	2.30%
Total Cost:			\$43,617.21	\$0.00	\$43,617.21		

For BOWIE
HIGH SCHOOL



Filters: Cost Center Name Not Equal To DoNotReport; Billing Period Equal To 201008

elpaso

Energy CAP

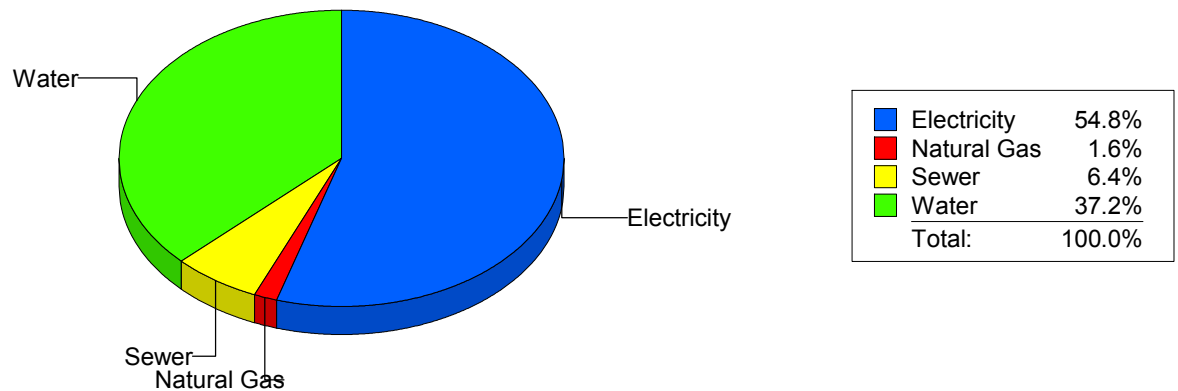
Cost Avoidance Program

Cost Summary Graph

Grouped by Energy Type

Energy Type	Use	Units	Meter Cost	Special Charges	Total Cost	Avg Unit Cost	% of Total Cost
Site: BRADLEY ELEMENTARY - BRADLEY ELEMENTARY							
Electricity	21,300	KWH	\$3,342.99	\$0.00	\$3,342.99	0.1569	54.83%
Natural Gas	110	CCF	\$95.48	\$0.00	\$95.48	0.8680	1.57%
Water	635	CCF	\$2,269.53	\$0.00	\$2,269.53	3.5741	37.23%
Sewer	139	CCF	\$388.48	\$0.00	\$388.48	2.7948	6.37%
Total Cost:			\$6,096.48	\$0.00	\$6,096.48		

For BRADLEY
ELEMENTARY



Filters: Cost Center Name Not Equal To DoNotReport; Billing Period Equal To 201008

elpaso

Energy CAP

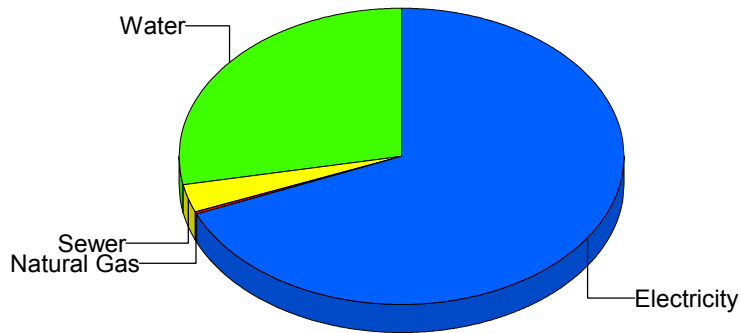
Cost Avoidance Program

Cost Summary Graph

Grouped by Energy Type

Energy Type	Use	Units	Meter Cost	Special Charges	Total Cost	Avg Unit Cost	% of Total Cost
Site: BROWN MIDDLE SCHOOL - BROWN MIDDLE SCHOOL							
Electricity	135,600	KWH	\$15,367.37	\$0.00	\$15,367.37	0.1133	68.59%
Natural Gas	78	CCF	\$76.60	\$0.00	\$76.60	0.9821	0.34%
Water	1,775	CCF	\$6,304.98	\$0.00	\$6,304.98	3.5521	28.14%
Sewer	350	CCF	\$656.45	\$0.00	\$656.45	1.8756	2.93%
Total Cost:			\$22,405.40	\$0.00	\$22,405.40		

For BROWN
MIDDLE
SCHOOL



Electricity	68.6%
Natural Gas	0.3%
Sewer	2.9%
Water	28.1%
Total:	100.0%

Filters: Cost Center Name Not Equal To DoNotReport; Billing Period Equal To 201008

elpaso

Energy CAP

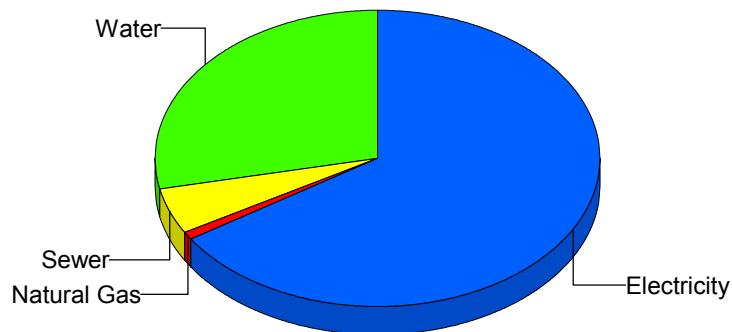
Cost Avoidance Program

Cost Summary Graph

Grouped by Energy Type

Energy Type	Use	Units	Meter Cost	Special Charges	Total Cost	Avg Unit Cost	% of Total Cost
Site: BURGESS HIGH SCHOOL - BURGESS HIGH SCHOOL							
Electricity	111,300	KWH	\$14,229.38	\$0.00	\$14,229.38	0.1278	65.85%
Natural Gas	170	CCF	\$168.96	\$0.00	\$168.96	0.9939	0.78%
Water	2,279	CCF	\$6,093.94	\$0.00	\$6,093.94	2.6740	28.20%
Sewer	711	CCF	\$1,114.92	\$0.00	\$1,114.92	1.5681	5.16%
Total Cost:			\$21,607.20	\$0.00	\$21,607.20		

For BURGESS
HIGH SCHOOL



Electricity	65.9%
Natural Gas	0.8%
Sewer	5.2%
Water	28.2%
Total:	100.0%

Filters: Cost Center Name Not Equal To DoNotReport; Billing Period Equal To 201008

elpaso

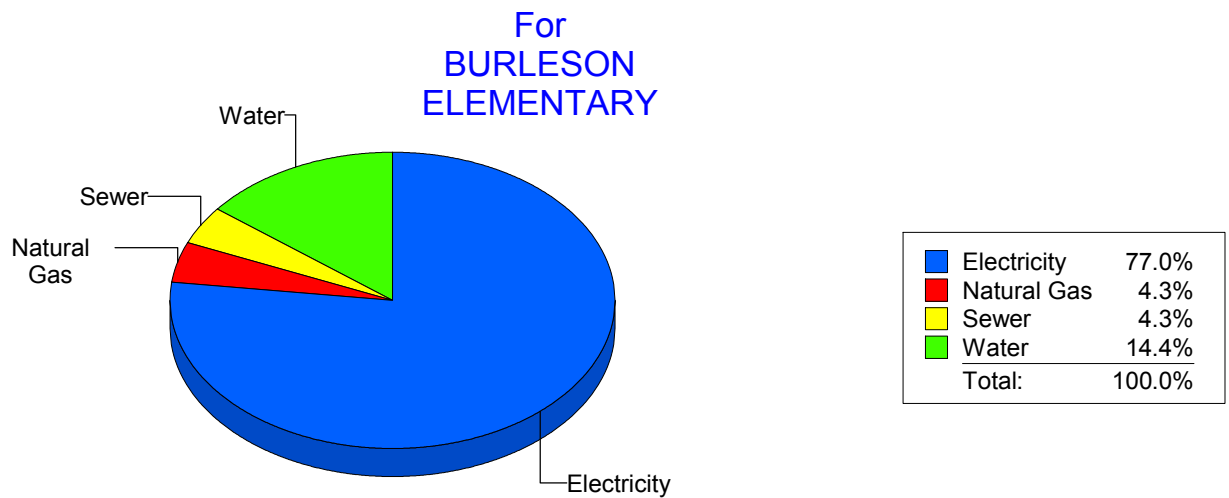
Energy CAP

Cost Avoidance Program

Cost Summary Graph

Grouped by Energy Type

Energy Type	Use	Units	Meter Cost	Special Charges	Total Cost	Avg Unit Cost	% of Total Cost
Site: BURLESON ELEMENTARY - BURLESON ELEMENTARY							
Electricity	25,470	KWH	\$3,628.03	\$0.00	\$3,628.03	0.1424	76.97%
Natural Gas	124	CCF	\$203.03	\$0.00	\$203.03	1.6373	4.31%
Water	376	CCF	\$678.24	\$0.00	\$678.24	1.8038	14.39%
Sewer	63	CCF	\$204.49	\$0.00	\$204.49	3.2459	4.34%
Total Cost:			\$4,713.79	\$0.00	\$4,713.79		



Filters: Cost Center Name Not Equal To DoNotReport; Billing Period Equal To 201008

elpaso

Energy CAP

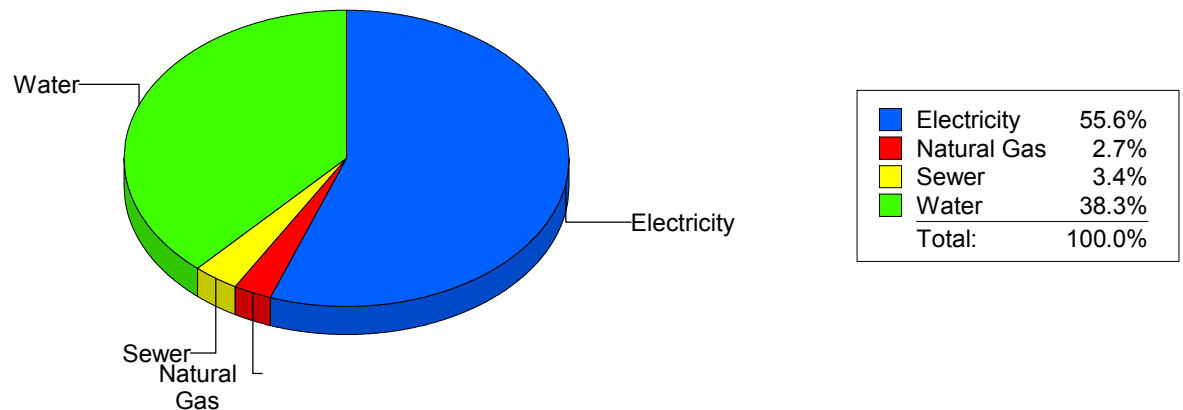
Cost Avoidance Program

Cost Summary Graph

Grouped by Energy Type

Energy Type	Use	Units	Meter Cost	Special Charges	Total Cost	Avg Unit Cost	% of Total Cost
Site: BURNET ELEMENTARY - BURNET ELEMENTARY							
Electricity	20,592	KWH	\$3,152.57	\$0.00	\$3,152.57	0.1531	55.56%
Natural Gas	149	CCF	\$154.03	\$0.00	\$154.03	1.0338	2.71%
Water	592	CCF	\$2,171.76	\$0.00	\$2,171.76	3.6685	38.28%
Sewer	105	CCF	\$195.59	\$0.00	\$195.59	1.8628	3.45%
Total Cost:			\$5,673.95	\$0.00	\$5,673.95		

For BURNET
ELEMENTARY



Filters: Cost Center Name Not Equal To DoNotReport; Billing Period Equal To 201008

elpaso

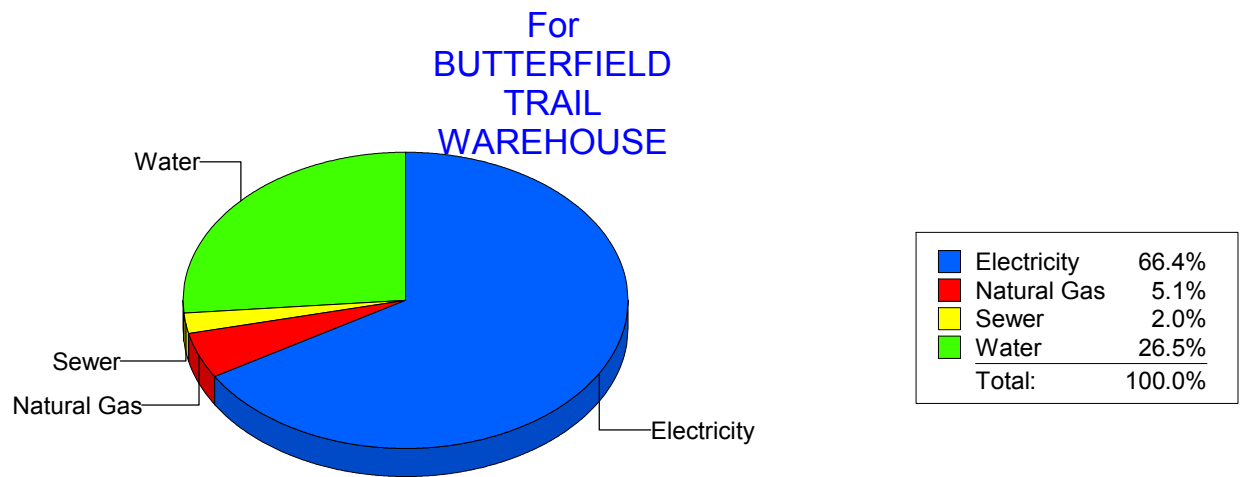
Energy CAP

Cost Avoidance Program

Cost Summary Graph

Grouped by Energy Type

Energy Type	Use	Units	Meter Cost	Special Charges	Total Cost	Avg Unit Cost	% of Total Cost
Site: BUTTERFIELDTRAILWAREHOUSE - BUTTERFIELD TRAIL WAREHOUSE							
Electricity	4,100	KWH	\$594.55	\$0.00	\$594.55	0.1450	66.40%
Natural Gas	22	CCF	\$45.57	\$0.00	\$45.57	2.0714	5.09%
Water	51	CCF	\$237.46	\$0.00	\$237.46	4.6561	26.52%
Sewer	4	CCF	\$17.78	\$0.00	\$17.78	4.4450	1.99%
Total Cost:			\$895.36	\$0.00	\$895.36		



Filters: Cost Center Name Not Equal To DoNotReport; Billing Period Equal To 201008

elpaso

Energy CAP

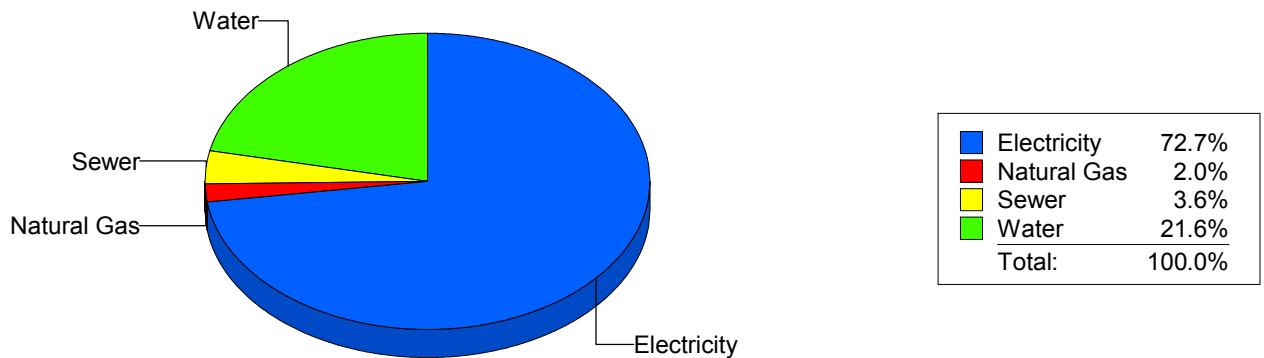
Cost Avoidance Program

Cost Summary Graph

Grouped by Energy Type

Energy Type	Use	Units	Meter Cost	Special Charges	Total Cost	Avg Unit Cost	% of Total Cost
Site: CANYON HILLS MIDDLE - CANYON HILLS MIDDLE							
Electricity	72,810	KWH	\$10,604.74	\$0.00	\$10,604.74	0.1456	72.72%
Natural Gas	363	CCF	\$297.94	\$0.00	\$297.94	0.8208	2.04%
Water	684	CCF	\$3,149.97	\$0.00	\$3,149.97	4.6052	21.60%
Sewer	84	CCF	\$530.58	\$0.00	\$530.58	6.3164	3.64%
Total Cost:			\$14,583.23	\$0.00	\$14,583.23		

For CANYON
HILLS MIDDLE



Filters: Cost Center Name Not Equal To DoNotReport; Billing Period Equal To 201008

elpaso

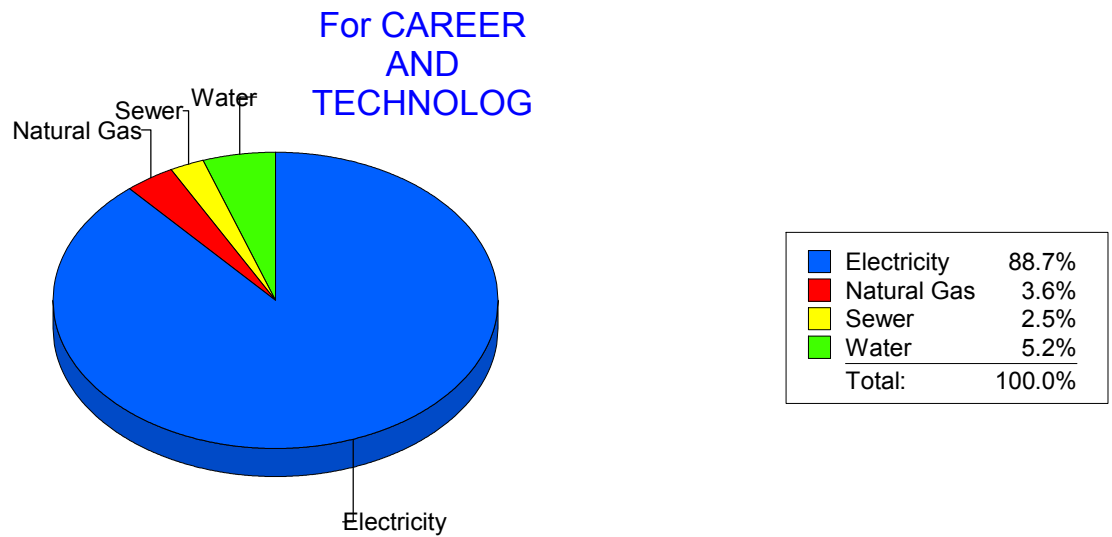
Energy CAP

Cost Avoidance Program

Cost Summary Graph

Grouped by Energy Type

Energy Type	Use	Units	Meter Cost	Special Charges	Total Cost	Avg Unit Cost	% of Total Cost
Site: CAREER AND TECHNOLOG - CAREER AND TECHNOLOG							
Electricity	117,978	KWH	\$13,226.78	\$0.00	\$13,226.78	0.1121	88.69%
Natural Gas	789	CCF	\$543.35	\$0.00	\$543.35	0.6887	3.64%
Water	311	CCF	\$768.98	\$0.00	\$768.98	2.4726	5.16%
Sewer	148	CCF	\$375.05	\$0.00	\$375.05	2.5341	2.51%
Total Cost:			\$14,914.16	\$0.00	\$14,914.16		



Filters: Cost Center Name Not Equal To DoNotReport; Billing Period Equal To 201008

elpaso

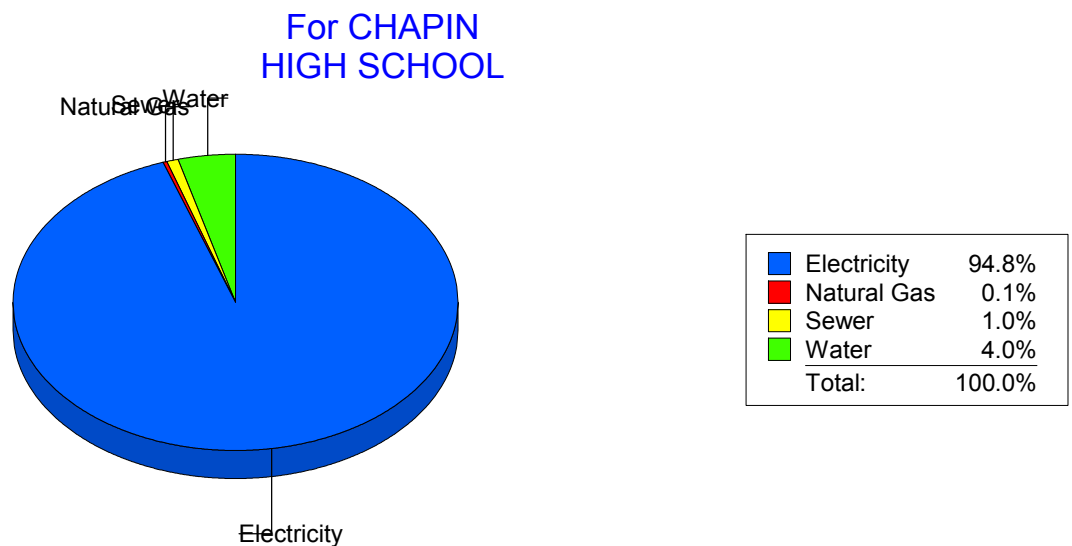
Energy CAP

Cost Avoidance Program

Cost Summary Graph

Grouped by Energy Type

Energy Type	Use	Units	Meter Cost	Special Charges	Total Cost	Avg Unit Cost	% of Total Cost
Site: CHAPIN HIGH SCHOOL - CHAPIN HIGH SCHOOL							
Electricity	320,196	KWH	\$33,578.16	\$0.00	\$33,578.16	0.1049	94.83%
Natural Gas	510	CCF	\$50.80	\$0.00	\$50.80	0.0996	0.14%
Water	1,000	CCF	\$1,430.39	\$0.00	\$1,430.39	1.4304	4.04%
Sewer	187	CCF	\$350.52	\$0.00	\$350.52	1.8744	0.99%
Total Cost:			\$35,409.87	\$0.00	\$35,409.87		



Filters: Cost Center Name Not Equal To DoNotReport; Billing Period Equal To 201008

elpaso

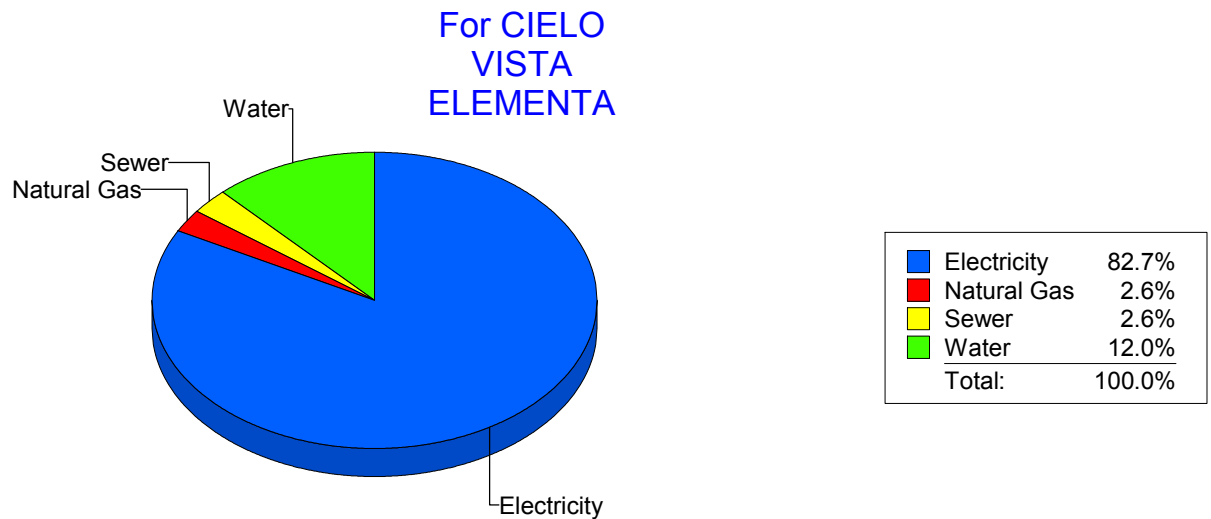
Energy CAP

Cost Avoidance Program

Cost Summary Graph

Grouped by Energy Type

Energy Type	Use	Units	Meter Cost	Special Charges	Total Cost	Avg Unit Cost	% of Total Cost
Site: CIELO VISTA ELEMENTA - CIELO VISTA ELEMENTA							
Electricity	62,220	KWH	\$7,814.00	\$0.00	\$7,814.00	0.1256	82.74%
Natural Gas	304	CCF	\$247.55	\$0.00	\$247.55	0.8143	2.62%
Water	504	CCF	\$1,134.67	\$0.00	\$1,134.67	2.2513	12.01%
Sewer	87	CCF	\$248.10	\$0.00	\$248.10	2.8517	2.63%
Total Cost:			\$9,444.32	\$0.00	\$9,444.32		



Filters: Cost Center Name Not Equal To DoNotReport; Billing Period Equal To 201008

elpaso

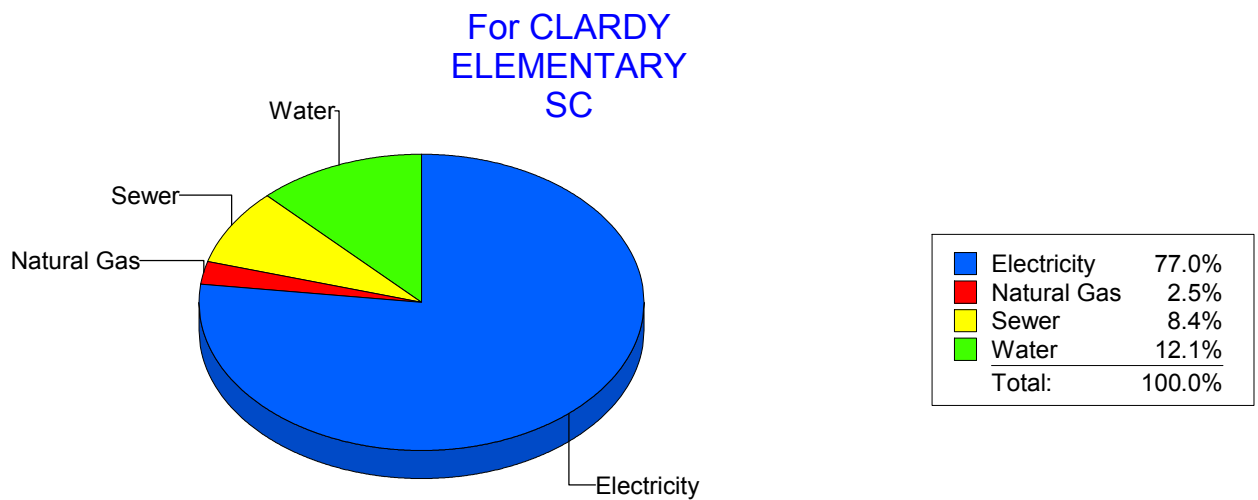
Energy CAP

Cost Avoidance Program

Cost Summary Graph

Grouped by Energy Type

Energy Type	Use	Units	Meter Cost	Special Charges	Total Cost	Avg Unit Cost	% of Total Cost
Site: CLARDY ELEMENTARY SC - CLARDY ELEMENTARY SC							
Electricity	25,439	KWH	\$4,167.52	\$0.00	\$4,167.52	0.1638	77.00%
Natural Gas	122	CCF	\$136.88	\$0.00	\$136.88	1.1220	2.53%
Water	317	CCF	\$655.27	\$0.00	\$655.27	2.0671	12.11%
Sewer	199	CCF	\$452.58	\$0.00	\$452.58	2.2743	8.36%
Total Cost:			\$5,412.25	\$0.00	\$5,412.25		



Filters: Cost Center Name Not Equal To DoNotReport; Billing Period Equal To 201008

elpaso

Energy CAP

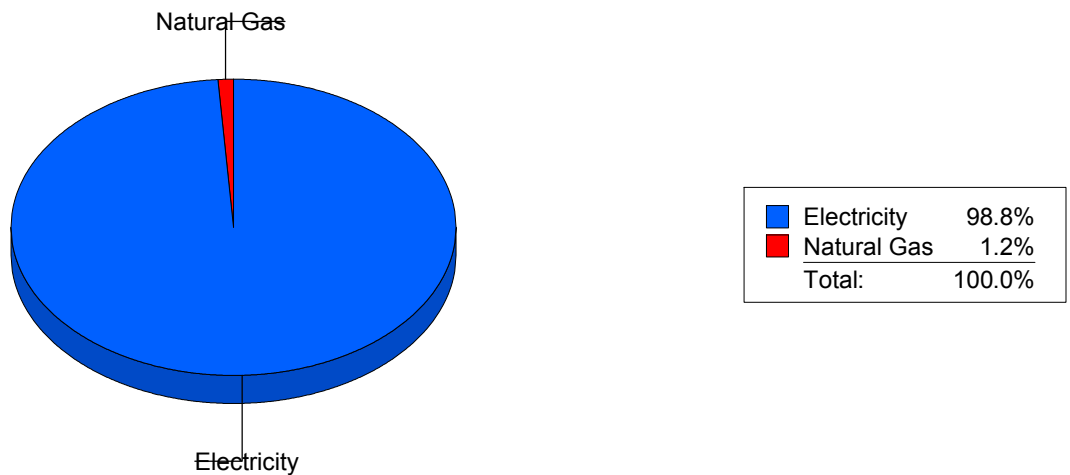
Cost Avoidance Program

Cost Summary Graph

Grouped by Energy Type

Energy Type	Use	Units	Meter Cost	Special Charges	Total Cost	Avg Unit Cost	% of Total Cost
Site: CLENDININ - CLENDININ							
Electricity	57,500	KWH	\$7,236.36	\$0.00	\$7,236.36	0.1258	98.80%
Natural Gas	98	CCF	\$87.68	\$0.00	\$87.68	0.8947	1.20%
Total Cost:			\$7,324.04	\$0.00	\$7,324.04		

For CLENDININ



Filters: Cost Center Name Not Equal To DoNotReport; Billing Period Equal To 201008

elpaso

Energy CAP

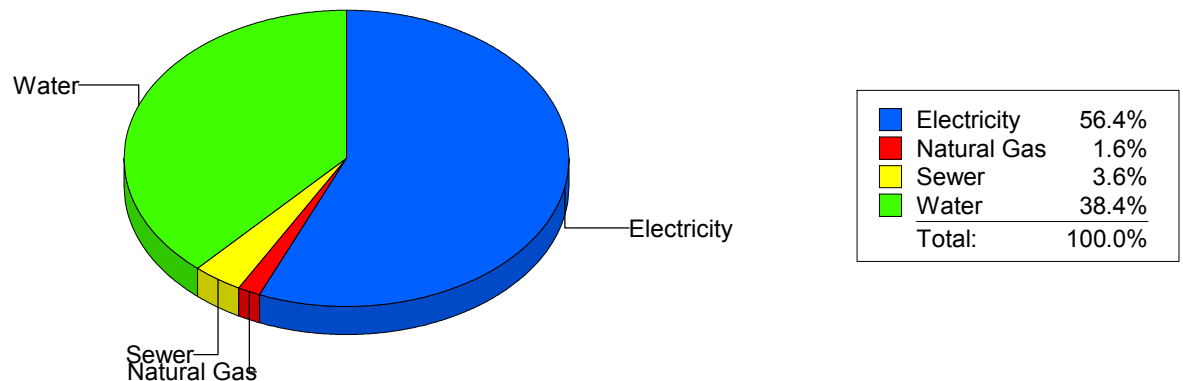
Cost Avoidance Program

Cost Summary Graph

Grouped by Energy Type

Energy Type	Use	Units	Meter Cost	Special Charges	Total Cost	Avg Unit Cost	% of Total Cost
Site: COLDWELL INTERMEDIAT - COLDWELL INTERMEDIAT							
Electricity	25,193	KWH	\$3,497.86	\$0.00	\$3,497.86	0.1388	56.43%
Natural Gas	56	CCF	\$97.79	\$0.00	\$97.79	1.7463	1.58%
Water	516	CCF	\$2,379.53	\$0.00	\$2,379.53	4.6115	38.39%
Sewer	88	CCF	\$223.48	\$0.00	\$223.48	2.5395	3.61%
Total Cost:			\$6,198.66	\$0.00	\$6,198.66		

For
COLDWELL
INTERMEDIAT



Filters: Cost Center Name Not Equal To DoNotReport; Billing Period Equal To 201008

elpaso

Energy CAP

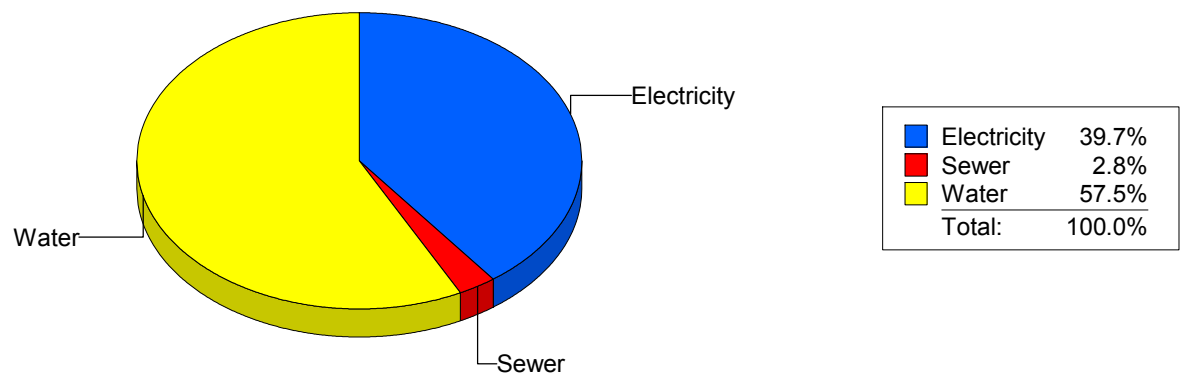
Cost Avoidance Program

Cost Summary Graph

Grouped by Energy Type

Energy Type	Use	Units	Meter Cost	Special Charges	Total Cost	Avg Unit Cost	% of Total Cost
Site: COLLINS ELEMENTARY - COLLINS ELEMENTARY							
Electricity	36,060	KWH	\$5,293.07	\$0.00	\$5,293.07	0.1468	39.71%
Water	1,805	CCF	\$7,664.13	\$0.00	\$7,664.13	4.2461	57.50%
Sewer	184	CCF	\$371.29	\$0.00	\$371.29	2.0179	2.79%
Total Cost:			\$13,328.49	\$0.00	\$13,328.49		

For COLLINS
ELEMENTARY



Filters: Cost Center Name Not Equal To DoNotReport; Billing Period Equal To 201008

elpaso

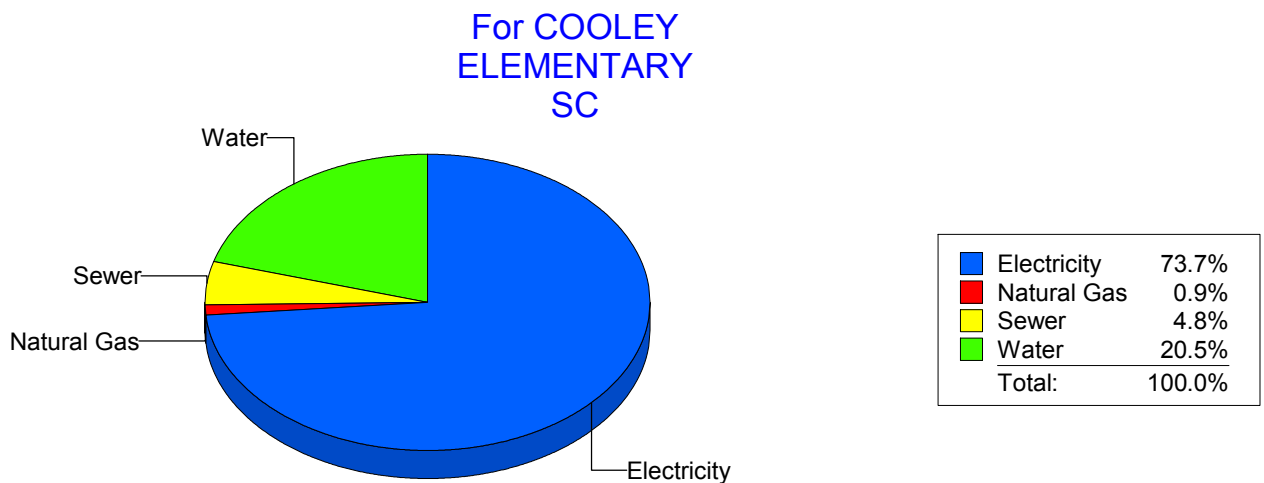
Energy CAP

Cost Avoidance Program

Cost Summary Graph

Grouped by Energy Type

Energy Type	Use	Units	Meter Cost	Special Charges	Total Cost	Avg Unit Cost	% of Total Cost
Site: COOLEY ELEMENTARY SC - COOLEY ELEMENTARY SC							
Electricity	72,200	KWH	\$9,597.01	\$0.00	\$9,597.01	0.1329	73.71%
Natural Gas	151	CCF	\$122.88	\$0.00	\$122.88	0.8138	0.94%
Water	738	CCF	\$2,672.66	\$0.00	\$2,672.66	3.6215	20.53%
Sewer	249	CCF	\$627.80	\$0.00	\$627.80	2.5213	4.82%
Total Cost:			\$13,020.35	\$0.00	\$13,020.35		



Filters: Cost Center Name Not Equal To DoNotReport; Billing Period Equal To 201008

elpaso

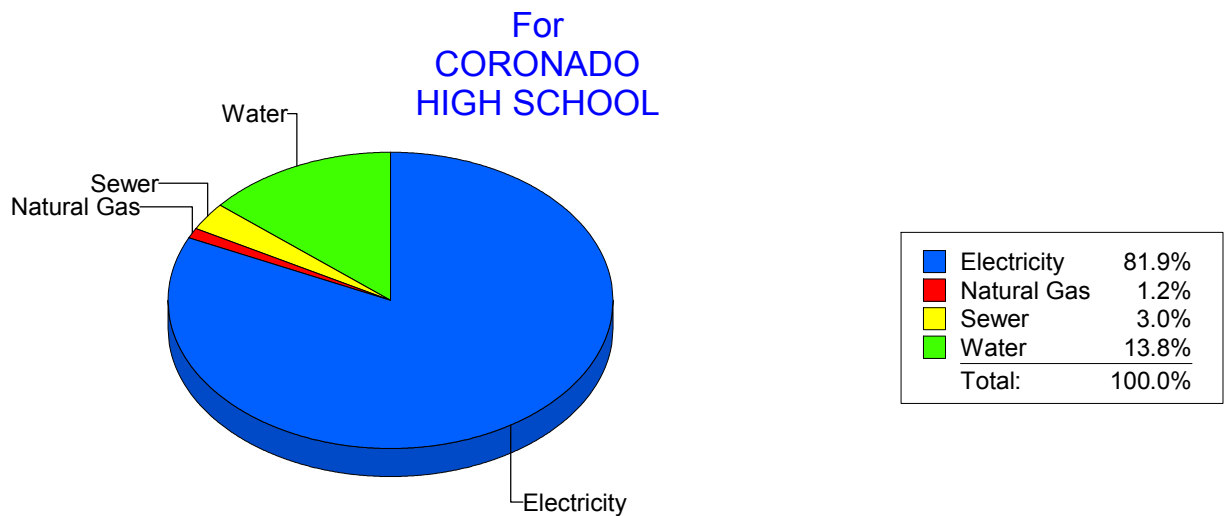
Energy CAP

Cost Avoidance Program

Cost Summary Graph

Grouped by Energy Type

Energy Type	Use	Units	Meter Cost	Special Charges	Total Cost	Avg Unit Cost	% of Total Cost
Site: CORONADO HIGH SCHOOL - CORONADO HIGH SCHOOL							
Electricity	272,021	KWH	\$33,607.23	\$0.00	\$33,607.23	0.1235	81.88%
Natural Gas	629	CCF	\$502.70	\$0.00	\$502.70	0.7992	1.22%
Water	3,651	CCF	\$5,684.29	\$0.00	\$5,684.29	1.5569	13.85%
Sewer	752	CCF	\$1,249.45	\$0.00	\$1,249.45	1.6615	3.04%
Total Cost:			\$41,043.67	\$0.00	\$41,043.67		



Filters: Cost Center Name Not Equal To DoNotReport; Billing Period Equal To 201008

elpaso

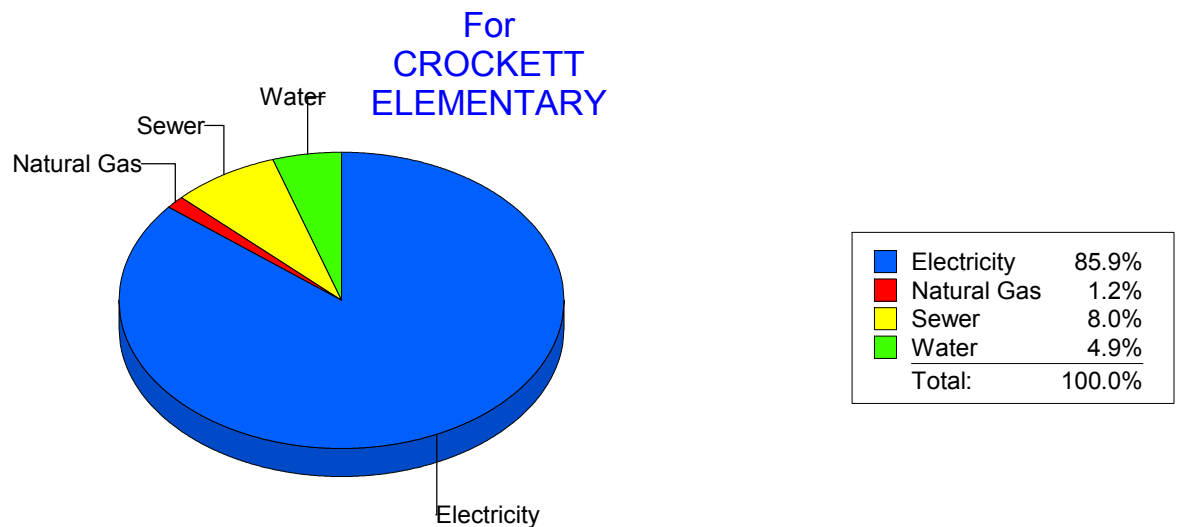
Energy CAP

Cost Avoidance Program

Cost Summary Graph

Grouped by Energy Type

Energy Type	Use	Units	Meter Cost	Special Charges	Total Cost	Avg Unit Cost	% of Total Cost
Site: CROCKETT - CROCKETT ELEMENTARY							
Electricity	30,800	KWH	\$4,460.67	\$0.00	\$4,460.67	0.1448	85.94%
Natural Gas	52	CCF	\$62.20	\$0.00	\$62.20	1.1962	1.20%
Water	60	CCF	\$254.57	\$0.00	\$254.57	4.2428	4.90%
Sewer	227	CCF	\$412.77	\$0.00	\$412.77	1.8184	7.95%
Total Cost:			\$5,190.21	\$0.00	\$5,190.21		



Filters: Cost Center Name Not Equal To DoNotReport; Billing Period Equal To 201008

elpaso

Energy CAP

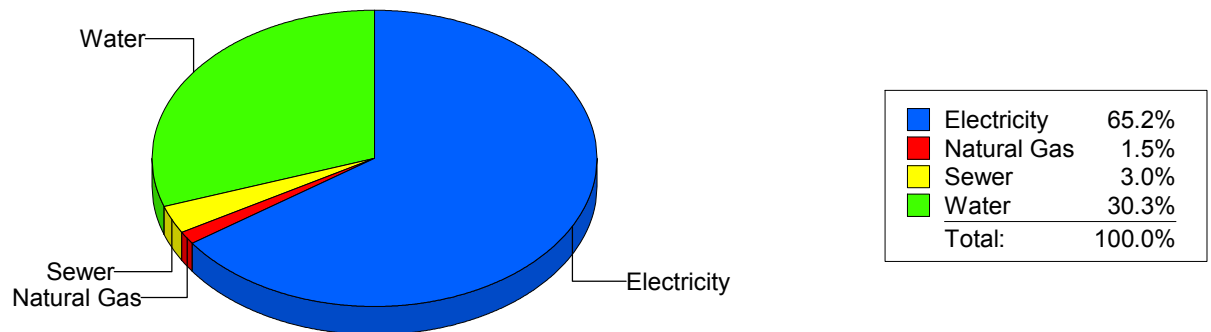
Cost Avoidance Program

Cost Summary Graph

Grouped by Energy Type

Energy Type	Use	Units	Meter Cost	Special Charges	Total Cost	Avg Unit Cost	% of Total Cost
Site: CROSBY ELEMENTARY - CROSBY ELEMENTARY							
Electricity	36,801	KWH	\$4,872.66	\$0.00	\$4,872.66	0.1324	65.18%
Natural Gas	87	CCF	\$114.97	\$0.00	\$114.97	1.3215	1.54%
Water	560	CCF	\$2,262.87	\$0.00	\$2,262.87	4.0408	30.27%
Sewer	79	CCF	\$224.81	\$0.00	\$224.81	2.8457	3.01%
Total Cost:			\$7,475.31	\$0.00	\$7,475.31		

For CROSBY
ELEMENTARY



Filters: Cost Center Name Not Equal To DoNotReport; Billing Period Equal To 201008

elpaso

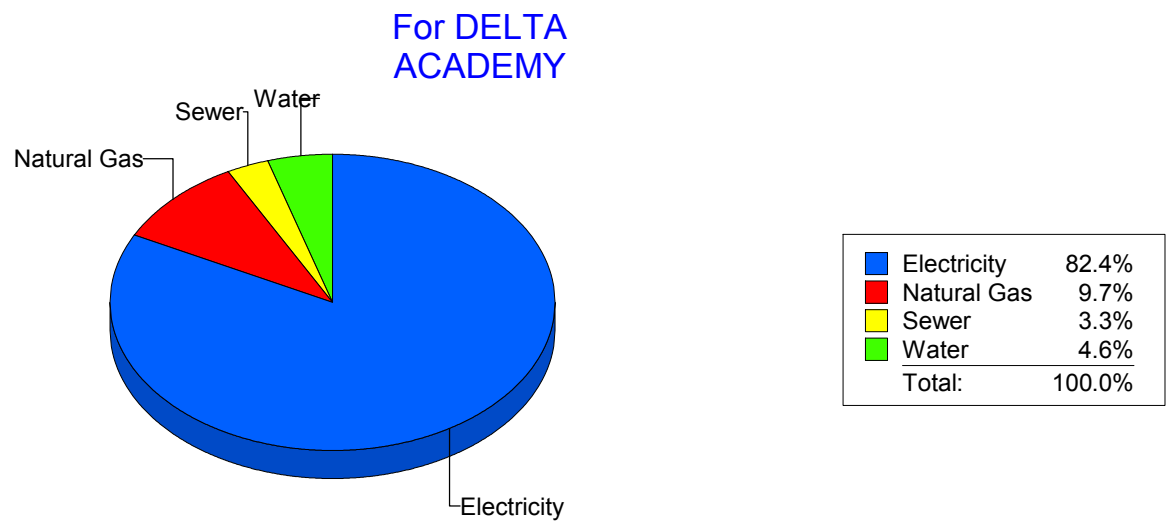
Energy CAP

Cost Avoidance Program

Cost Summary Graph

Grouped by Energy Type

Energy Type	Use	Units	Meter Cost	Special Charges	Total Cost	Avg Unit Cost	% of Total Cost
Site: DELTA ACADEMY - DELTA ACADEMY							
Electricity		46 KWH	\$764.53	\$0.00	\$764.53	16.6202	82.40%
Natural Gas		30 CCF	\$90.22	\$0.00	\$90.22	3.0073	9.72%
Water		16 CCF	\$42.58	\$0.00	\$42.58	2.6613	4.59%
Sewer		12 CCF	\$30.46	\$0.00	\$30.46	2.5383	3.28%
Total Cost:			\$927.79	\$0.00	\$927.79		



Filters: Cost Center Name Not Equal To DoNotReport; Billing Period Equal To 201008

elpaso

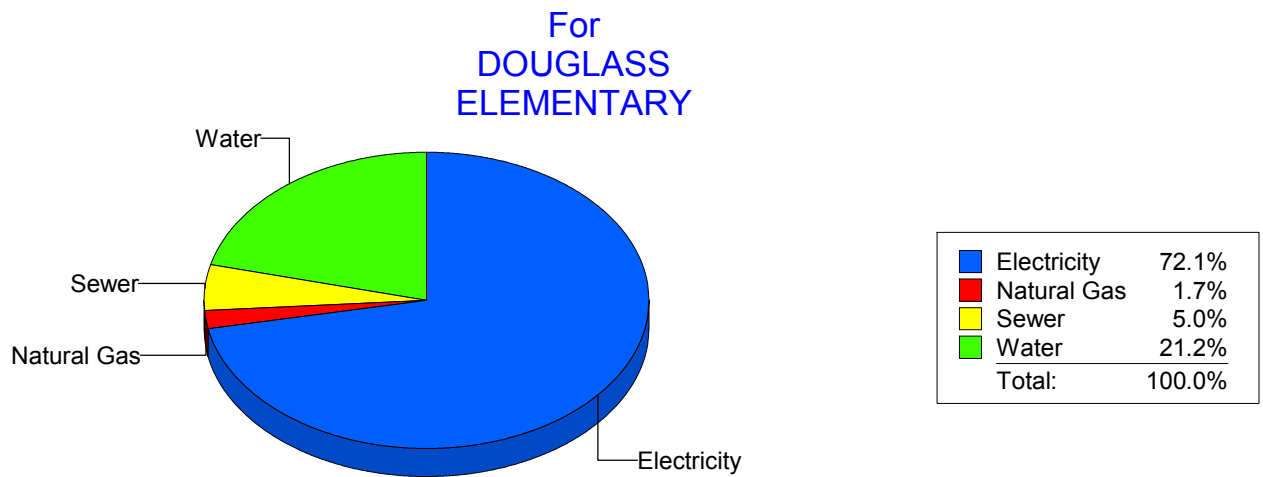
Energy CAP

Cost Avoidance Program

Cost Summary Graph

Grouped by Energy Type

Energy Type	Use	Units	Meter Cost	Special Charges	Total Cost	Avg Unit Cost	% of Total Cost
Site: DOUGLASS ELEMENTARY - DOUGLASS ELEMENTARY							
Electricity	22,456	KWH	\$4,422.58	\$0.00	\$4,422.58	0.1969	72.06%
Natural Gas	73	CCF	\$107.22	\$0.00	\$107.22	1.4688	1.75%
Water	384	CCF	\$1,298.82	\$0.00	\$1,298.82	3.3823	21.16%
Sewer	108	CCF	\$308.84	\$0.00	\$308.84	2.8596	5.03%
Total Cost:			\$6,137.46	\$0.00	\$6,137.46		



Filters: Cost Center Name Not Equal To DoNotReport; Billing Period Equal To 201008

elpaso

Energy CAP

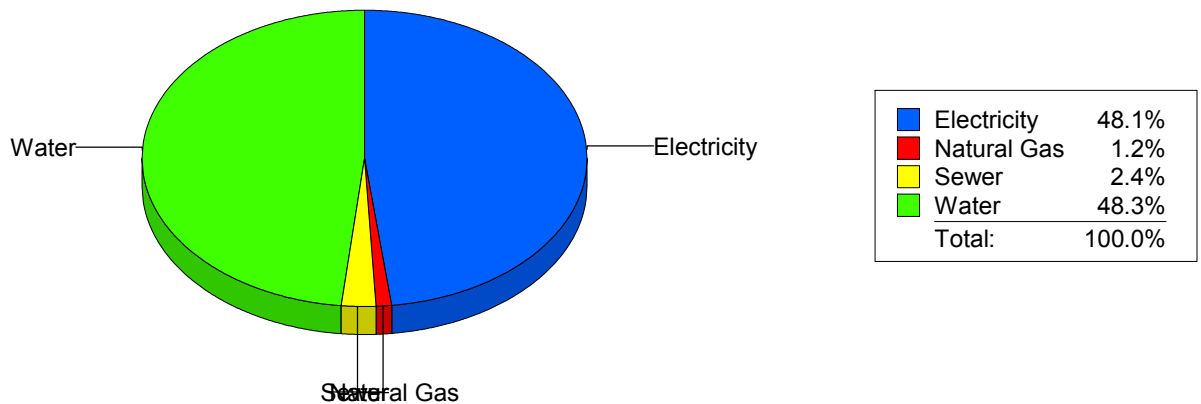
Cost Avoidance Program

Cost Summary Graph

Grouped by Energy Type

Energy Type	Use	Units	Meter Cost	Special Charges	Total Cost	Avg Unit Cost	% of Total Cost
Site: DOWELL ELEMENTARY - DOWELL ELEMENTARY							
Electricity	20,440	KWH	\$3,141.34	\$0.00	\$3,141.34	0.1537	48.07%
Natural Gas	85	CCF	\$80.25	\$0.00	\$80.25	0.9441	1.23%
Water	1,066	CCF	\$3,154.63	\$0.00	\$3,154.63	2.9593	48.27%
Sewer	86	CCF	\$158.70	\$0.00	\$158.70	1.8453	2.43%
Total Cost:			\$6,534.92	\$0.00	\$6,534.92		

For DOWELL
ELEMENTARY



Filters: Cost Center Name Not Equal To DoNotReport; Billing Period Equal To 201008

el Paso

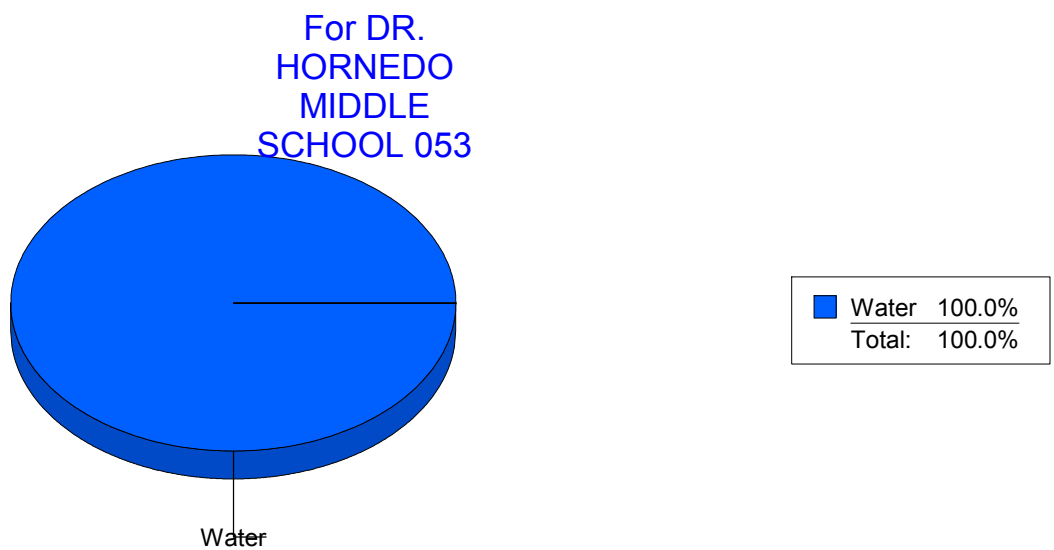
Energy CAP

Cost Avoidance Program

Cost Summary Graph

Grouped by Energy Type

Energy Type	Use	Units	Meter Cost	Special Charges	Total Cost	Avg Unit Cost	% of Total Cost
Site: DRHORNEDOMIDDLESCHOOL - DR. HORNEDO MIDDLE SCHOOL 053							
Water		2,502 CCF	\$8,799.27	\$0.00	\$8,799.27	3.5169	100.00%
Total Cost:			\$8,799.27	\$0.00	\$8,799.27		



Filters: Cost Center Name Not Equal To DoNotReport; Billing Period Equal To 201008

elpaso

Energy CAP

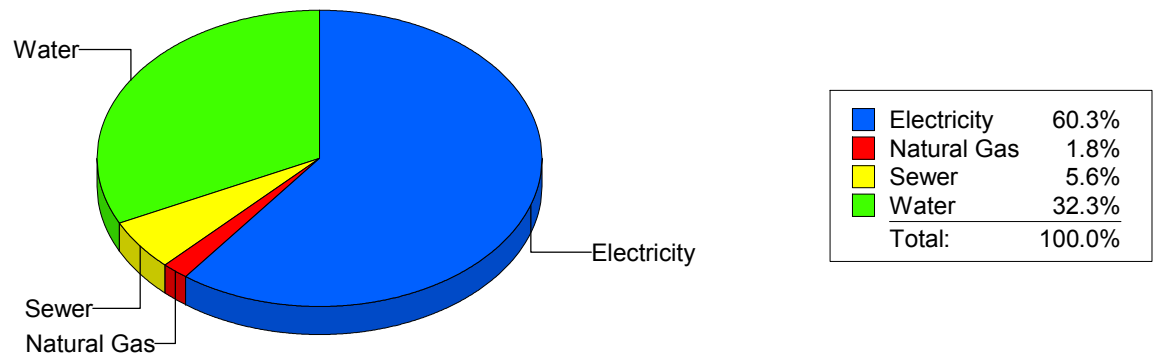
Cost Avoidance Program

Cost Summary Graph

Grouped by Energy Type

Energy Type	Use	Units	Meter Cost	Special Charges	Total Cost	Avg Unit Cost	% of Total Cost
Site: DR. L.A. NIXON ELEME - DR. L.A. NIXON ELEME							
Electricity	39,680	KWH	\$5,331.24	\$0.00	\$5,331.24	0.1344	60.32%
Natural Gas	157	CCF	\$160.28	\$0.00	\$160.28	1.0209	1.81%
Water	824	CCF	\$2,851.64	\$0.00	\$2,851.64	3.4607	32.27%
Sewer	193	CCF	\$494.44	\$0.00	\$494.44	2.5619	5.59%
Total Cost:			\$8,837.60	\$0.00	\$8,837.60		

For DR. L.A.
NIXON ELEME



Filters: Cost Center Name Not Equal To DoNotReport; Billing Period Equal To 201008

elpaso

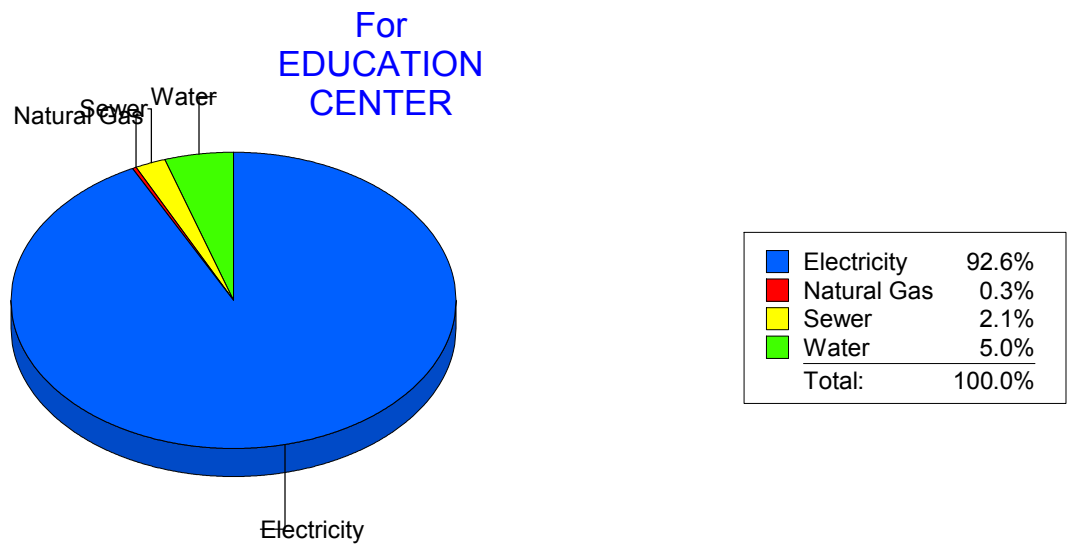
Energy CAP

Cost Avoidance Program

Cost Summary Graph

Grouped by Energy Type

Energy Type	Use	Units	Meter Cost	Special Charges	Total Cost	Avg Unit Cost	% of Total Cost
Site: EDUCATION CENTER - EDUCATION CENTER							
Electricity	396,498	KWH	\$37,085.00	\$0.00	\$37,085.00	0.0935	92.62%
Natural Gas	137	CCF	\$113.52	\$0.00	\$113.52	0.8286	0.28%
Water	776	CCF	\$1,994.97	\$0.00	\$1,994.97	2.5708	4.98%
Sewer	373	CCF	\$847.52	\$0.00	\$847.52	2.2722	2.12%
Total Cost:			\$40,041.01	\$0.00	\$40,041.01		



Filters: Cost Center Name Not Equal To DoNotReport; Billing Period Equal To 201008

elpaso

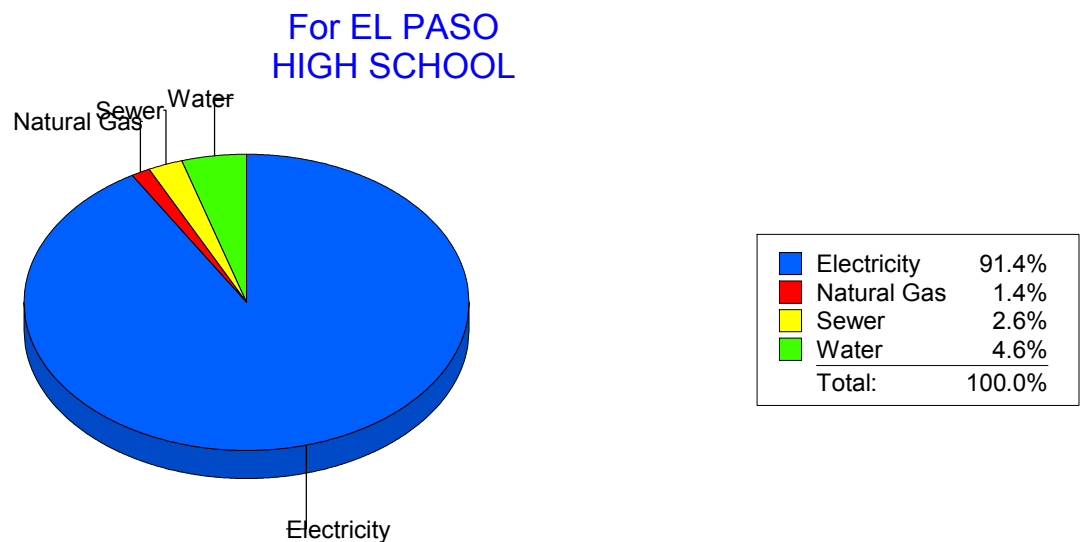
Energy CAP

Cost Avoidance Program

Cost Summary Graph

Grouped by Energy Type

Energy Type	Use	Units	Meter Cost	Special Charges	Total Cost	Avg Unit Cost	% of Total Cost
Site: EL PASO HIGH SCHOOL - EL PASO HIGH SCHOOL							
Electricity	194,380	KWH	\$23,887.90	\$0.00	\$23,887.90	0.1229	91.36%
Natural Gas	311	CCF	\$378.10	\$0.00	\$378.10	1.2158	1.45%
Water	462	CCF	\$1,204.73	\$0.00	\$1,204.73	2.6076	4.61%
Sewer	258	CCF	\$677.22	\$0.00	\$677.22	2.6249	2.59%
Total Cost:			\$26,147.95	\$0.00	\$26,147.95		



Filters: Cost Center Name Not Equal To DoNotReport; Billing Period Equal To 201008

elpaso

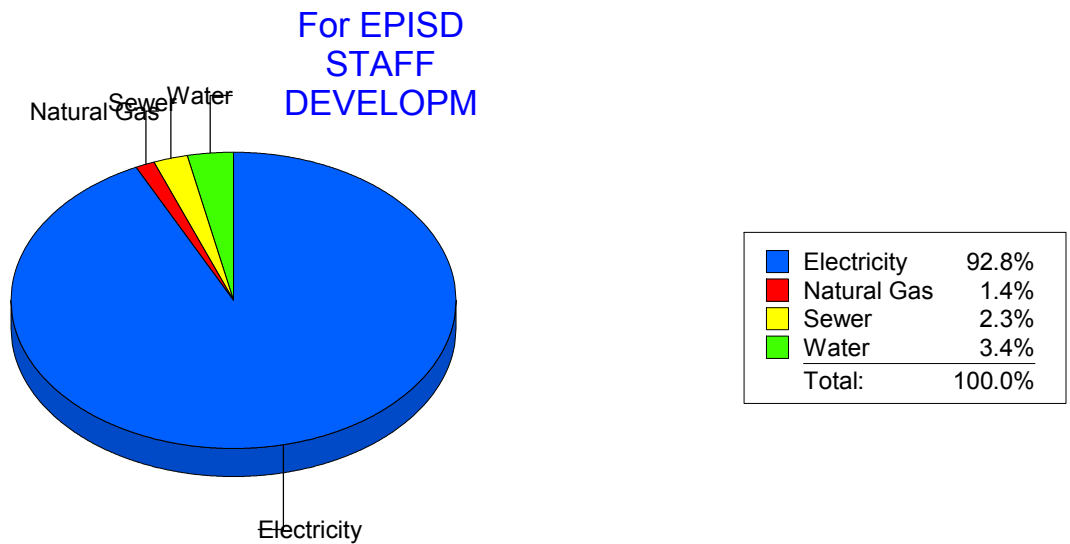
Energy CAP

Cost Avoidance Program

Cost Summary Graph

Grouped by Energy Type

Energy Type	Use	Units	Meter Cost	Special Charges	Total Cost	Avg Unit Cost	% of Total Cost
Site: EPISD STAFF DEVELOPM - EPISD STAFF DEVELOPM							
Electricity	28,320	KWH	\$2,824.13	\$0.00	\$2,824.13	0.0997	92.83%
Natural Gas	19	CCF	\$43.91	\$0.00	\$43.91	2.3111	1.44%
Water	27	CCF	\$103.29	\$0.00	\$103.29	3.8256	3.40%
Sewer	17	CCF	\$71.07	\$0.00	\$71.07	4.1806	2.34%
Total Cost:			\$3,042.40	\$0.00	\$3,042.40		



Filters: Cost Center Name Not Equal To DoNotReport; Billing Period Equal To 201008

elpaso

Energy CAP

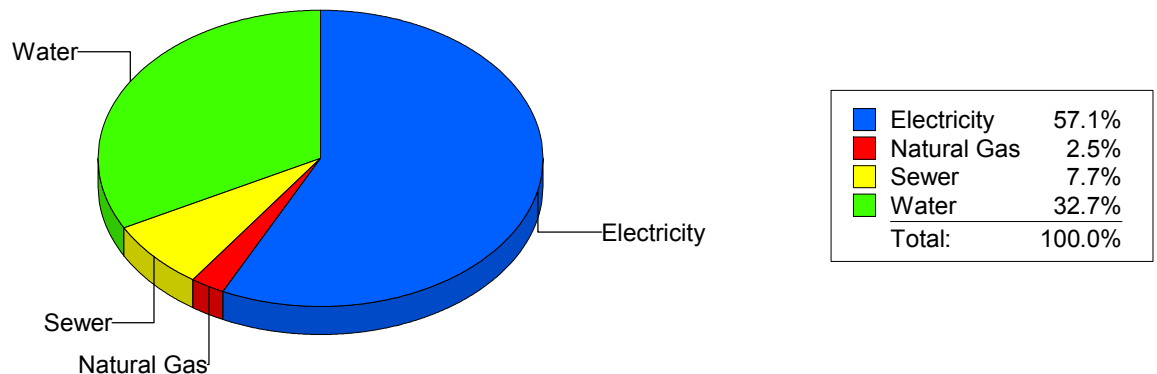
Cost Avoidance Program

Cost Summary Graph

Grouped by Energy Type

Energy Type	Use	Units	Meter Cost	Special Charges	Total Cost	Avg Unit Cost	% of Total Cost
Site: FANNIN ELEMENTARY - FANNIN ELEMENTARY							
Electricity	19,990	KWH	\$3,091.04	\$0.00	\$3,091.04	0.1546	57.12%
Natural Gas	67	CCF	\$137.27	\$0.00	\$137.27	2.0488	2.54%
Water	834	CCF	\$1,767.75	\$0.00	\$1,767.75	2.1196	32.66%
Sewer	170	CCF	\$415.75	\$0.00	\$415.75	2.4456	7.68%
Total Cost:			\$5,411.81	\$0.00	\$5,411.81		

For FANNIN
ELEMENTARY



Filters: Cost Center Name Not Equal To DoNotReport; Billing Period Equal To 201008

elpaso

Energy CAP

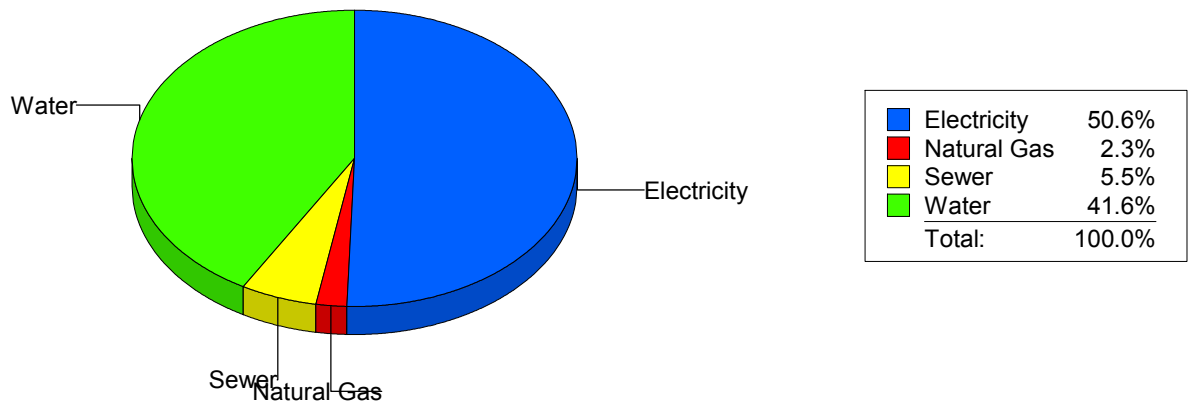
Cost Avoidance Program

Cost Summary Graph

Grouped by Energy Type

Energy Type	Use	Units	Meter Cost	Special Charges	Total Cost	Avg Unit Cost	% of Total Cost
Site: FINE ARTS/MULTIMEDIA - FINE ARTS/MULTIMEDIA							
Electricity	8,453	KWH	\$1,049.51	\$0.00	\$1,049.51	0.1242	50.55%
Natural Gas	26	CCF	\$47.79	\$0.00	\$47.79	1.8381	2.30%
Water	226	CCF	\$864.54	\$0.00	\$864.54	3.8254	41.64%
Sewer	41	CCF	\$114.31	\$0.00	\$114.31	2.7880	5.51%
Total Cost:			\$2,076.15	\$0.00	\$2,076.15		

For FINE
ARTS/MULTIMEDIA



Filters: Cost Center Name Not Equal To DoNotReport; Billing Period Equal To 201008

elpaso

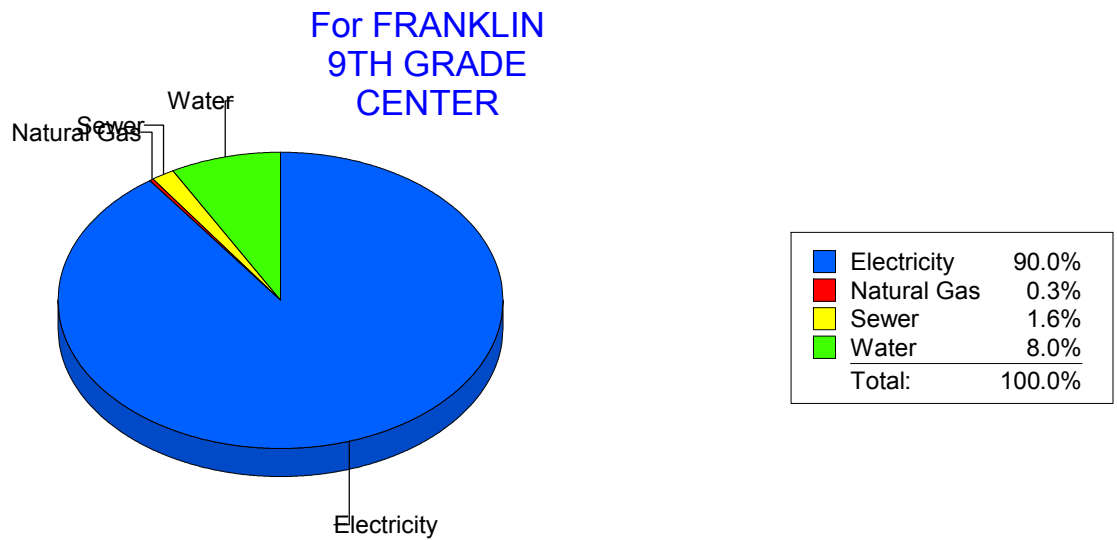
Energy CAP

Cost Avoidance Program

Cost Summary Graph

Grouped by Energy Type

Energy Type	Use	Units	Meter Cost	Special Charges	Total Cost	Avg Unit Cost	% of Total Cost
Site: FRANKLIN9THGRADECENTER - FRANKLIN 9TH GRADE CENTER							
Electricity	308,000	KWH	\$25,296.56	\$0.00	\$25,296.56	0.0821	90.04%
Natural Gas	106	CCF	\$92.80	\$0.00	\$92.80	0.8755	0.33%
Water	2,029	CCF	\$2,256.17	\$0.00	\$2,256.17	1.1120	8.03%
Sewer	188	CCF	\$450.71	\$0.00	\$450.71	2.3974	1.60%
Total Cost:			\$28,096.24	\$0.00	\$28,096.24		



Filters: Cost Center Name Not Equal To DoNotReport; Billing Period Equal To 201008

elpaso

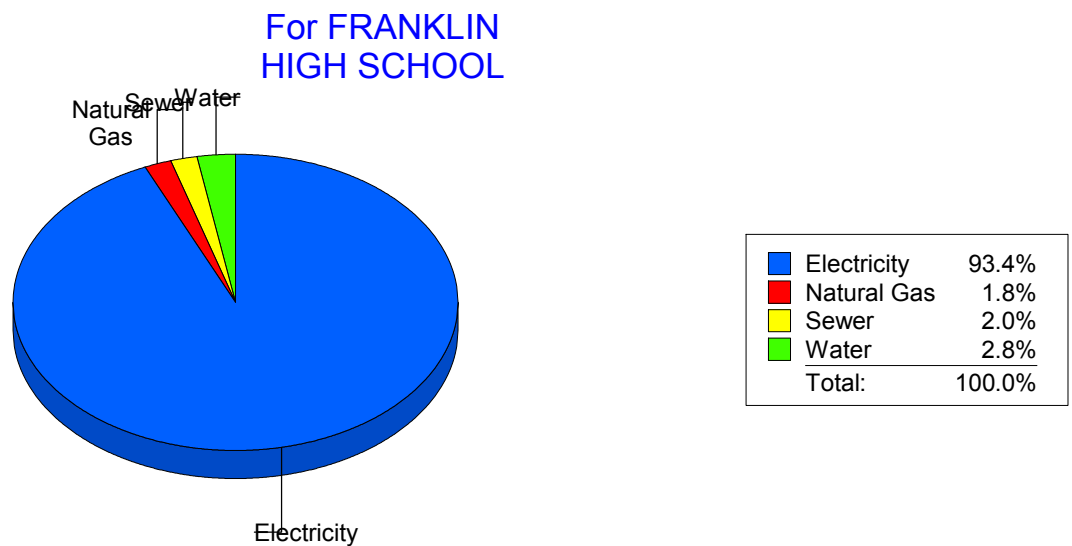
Energy CAP

Cost Avoidance Program

Cost Summary Graph

Grouped by Energy Type

Energy Type	Use	Units	Meter Cost	Special Charges	Total Cost	Avg Unit Cost	% of Total Cost
Site: FRANKLIN HIGH SCHOOL - FRANKLIN HIGH SCHOOL							
Electricity	349,132	KWH	\$32,905.28	\$0.00	\$32,905.28	0.0942	93.38%
Natural Gas	869	CCF	\$620.03	\$0.00	\$620.03	0.7135	1.76%
Water	524	CCF	\$989.64	\$0.00	\$989.64	1.8886	2.81%
Sewer	401	CCF	\$721.22	\$0.00	\$721.22	1.7986	2.05%
Total Cost:			\$35,236.17	\$0.00	\$35,236.17		



Filters: Cost Center Name Not Equal To DoNotReport; Billing Period Equal To 201008

elpaso

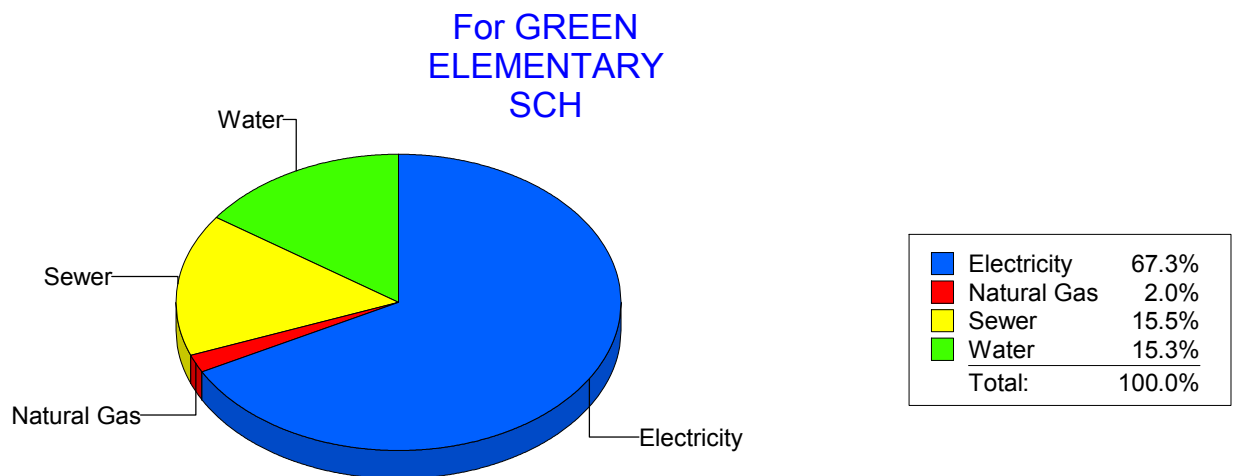
Energy CAP

Cost Avoidance Program

Cost Summary Graph

Grouped by Energy Type

Energy Type	Use	Units	Meter Cost	Special Charges	Total Cost	Avg Unit Cost	% of Total Cost
Site: GREEN ELEMENTARY SCH - GREEN ELEMENTARY SCH							
Electricity	26,400	KWH	\$3,855.44	\$0.00	\$3,855.44	0.1460	67.30%
Natural Gas	82	CCF	\$112.20	\$0.00	\$112.20	1.3683	1.96%
Water	401	CCF	\$873.92	\$0.00	\$873.92	2.1794	15.25%
Sewer	483	CCF	\$887.60	\$0.00	\$887.60	1.8377	15.49%
Total Cost:			\$5,729.16	\$0.00	\$5,729.16		



Filters: Cost Center Name Not Equal To DoNotReport; Billing Period Equal To 201008

elpaso

Energy CAP

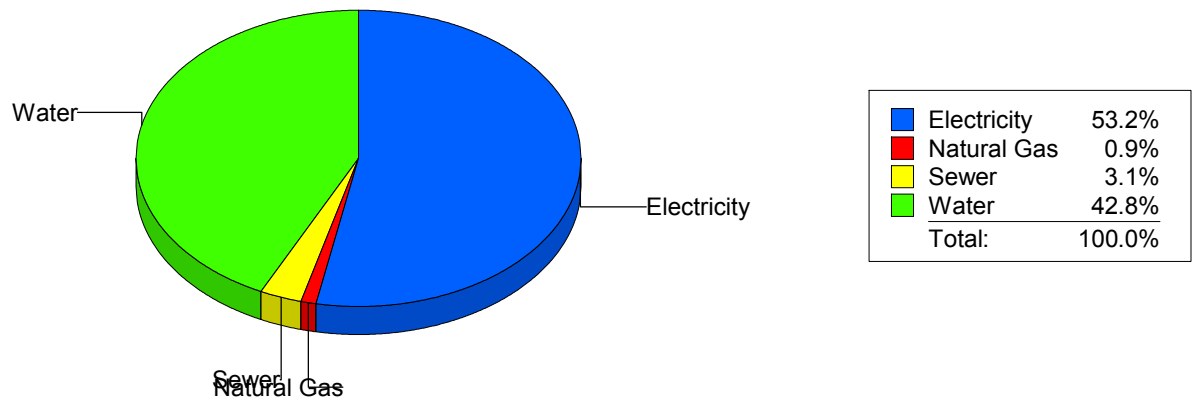
Cost Avoidance Program

Cost Summary Graph

Grouped by Energy Type

Energy Type	Use	Units	Meter Cost	Special Charges	Total Cost	Avg Unit Cost	% of Total Cost
Site: GUILLEN MIDDLE SCHOO - GUILLEN MIDDLE SCHOO							
Electricity	51,615	KWH	\$8,503.12	\$0.00	\$8,503.12	0.1647	53.18%
Natural Gas	142	CCF	\$150.25	\$0.00	\$150.25	1.0581	0.94%
Water	1,915	CCF	\$6,844.88	\$0.00	\$6,844.88	3.5743	42.81%
Sewer	230	CCF	\$491.95	\$0.00	\$491.95	2.1389	3.08%
Total Cost:			\$15,990.20	\$0.00	\$15,990.20		

For GUILLEN
MIDDLE
SCHOO



Filters: Cost Center Name Not Equal To DoNotReport; Billing Period Equal To 201008

elpaso

Energy CAP

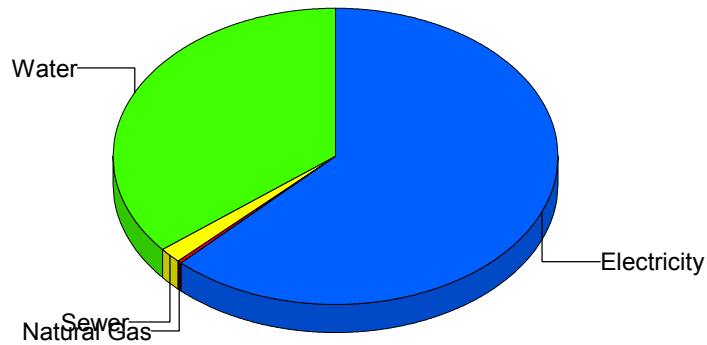
Cost Avoidance Program

Cost Summary Graph

Grouped by Energy Type

Energy Type	Use	Units	Meter Cost	Special Charges	Total Cost	Avg Unit Cost	% of Total Cost
Site: H.E. CHARLES MIDDLE - H.E. CHARLES MIDDLE							
Electricity	85,350	KWH	\$10,173.13	\$0.00	\$10,173.13	0.1192	62.20%
Natural Gas	62	CCF	\$67.74	\$0.00	\$67.74	1.0926	0.41%
Water	1,417	CCF	\$5,871.56	\$0.00	\$5,871.56	4.1437	35.90%
Sewer	167	CCF	\$242.04	\$0.00	\$242.04	1.4493	1.48%
Total Cost:			\$16,354.47	\$0.00	\$16,354.47		

For H.E.
CHARLES
MIDDLE



Electricity	62.2%
Natural Gas	0.4%
Sewer	1.5%
Water	35.9%
Total:	100.0%

Filters: Cost Center Name Not Equal To DoNotReport; Billing Period Equal To 201008

elpaso

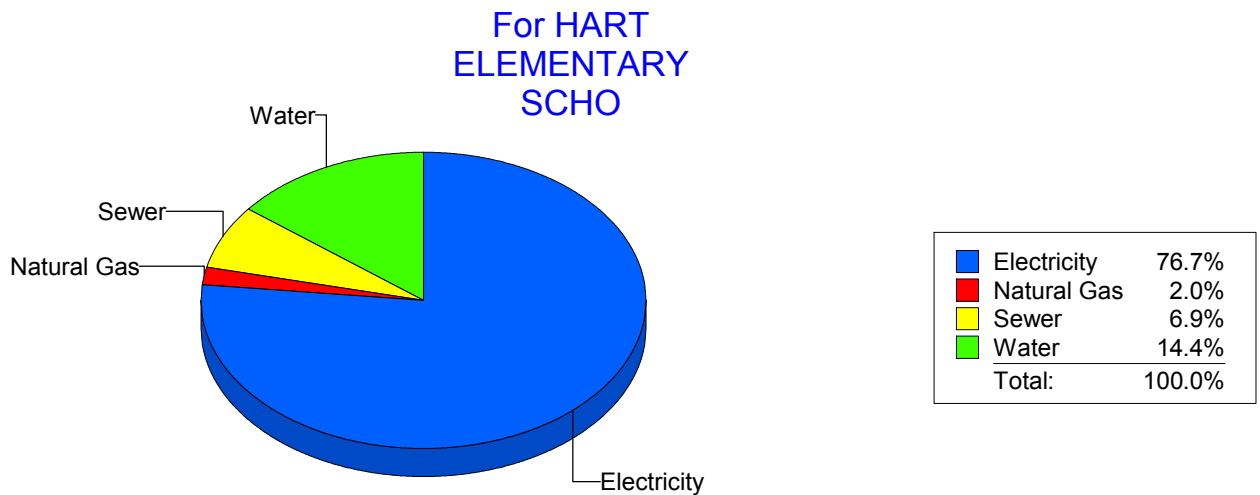
Energy CAP

Cost Avoidance Program

Cost Summary Graph

Grouped by Energy Type

Energy Type	Use	Units	Meter Cost	Special Charges	Total Cost	Avg Unit Cost	% of Total Cost
Site: HART ELEMENTARY SCHO - HART ELEMENTARY SCHO							
Electricity	20,111	KWH	\$3,290.15	\$0.00	\$3,290.15	0.1636	76.67%
Natural Gas	93	CCF	\$84.92	\$0.00	\$84.92	0.9131	1.98%
Water	251	CCF	\$618.79	\$0.00	\$618.79	2.4653	14.42%
Sewer	118	CCF	\$297.58	\$0.00	\$297.58	2.5219	6.93%
Total Cost:			\$4,291.44	\$0.00	\$4,291.44		



Filters: Cost Center Name Not Equal To DoNotReport; Billing Period Equal To 201008

elpaso

Energy CAP

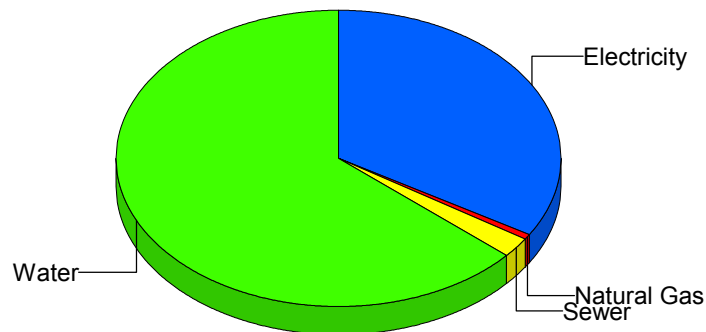
Cost Avoidance Program

Cost Summary Graph

Grouped by Energy Type

Energy Type	Use	Units	Meter Cost	Special Charges	Total Cost	Avg Unit Cost	% of Total Cost
Site: HAWKINS ELEMENTARY S - HAWKINS ELEMENTARY S							
Electricity	22,426	KWH	\$2,976.34	\$0.00	\$2,976.34	0.1327	33.48%
Natural Gas	70	CCF	\$72.17	\$0.00	\$72.17	1.0310	0.81%
Water	1,177	CCF	\$5,661.28	\$0.00	\$5,661.28	4.8099	63.68%
Sewer	44	CCF	\$180.36	\$0.00	\$180.36	4.0991	2.03%
Total Cost:			\$8,890.15	\$0.00	\$8,890.15		

For HAWKINS
ELEMENTARY
S



Electricity	33.5%
Natural Gas	0.8%
Sewer	2.0%
Water	63.7%
Total:	100.0%

Filters: Cost Center Name Not Equal To DoNotReport; Billing Period Equal To 201008

elpaso

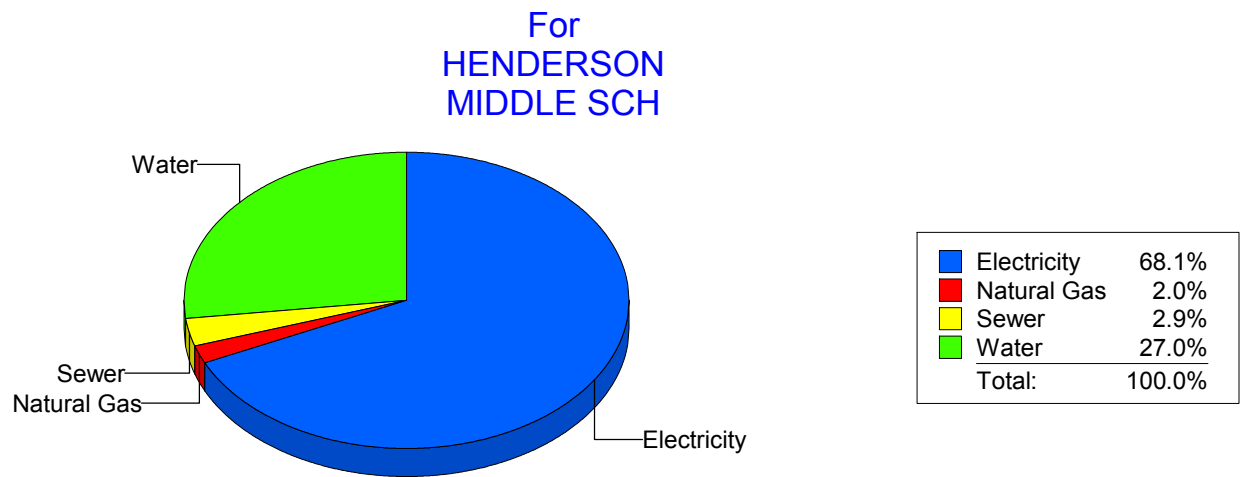
Energy CAP

Cost Avoidance Program

Cost Summary Graph

Grouped by Energy Type

Energy Type	Use	Units	Meter Cost	Special Charges	Total Cost	Avg Unit Cost	% of Total Cost
Site: HENDERSON MIDDLE SCH - HENDERSON MIDDLE SCH							
Electricity	54,103	KWH	\$7,356.80	\$0.00	\$7,356.80	0.1360	68.09%
Natural Gas	292	CCF	\$217.11	\$0.00	\$217.11	0.7435	2.01%
Water	1,261	CCF	\$2,922.17	\$0.00	\$2,922.17	2.3173	27.05%
Sewer	194	CCF	\$308.62	\$0.00	\$308.62	1.5908	2.86%
Total Cost:			\$10,804.70	\$0.00	\$10,804.70		



Filters: Cost Center Name Not Equal To DoNotReport; Billing Period Equal To 201008

elpaso

Energy CAP

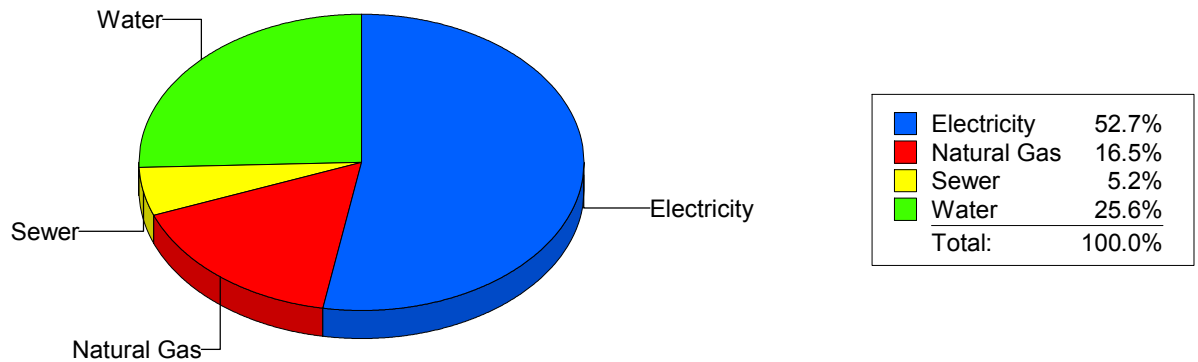
Cost Avoidance Program

Cost Summary Graph

Grouped by Energy Type

Energy Type	Use	Units	Meter Cost	Special Charges	Total Cost	Avg Unit Cost	% of Total Cost
Site: HERCULES COTTAGES - HERCULES COTTAGES							
Electricity	3,645	KWH	\$540.80	\$0.00	\$540.80	0.1484	52.70%
Natural Gas	5	CCF	\$169.68	\$0.00	\$169.68	33.9360	16.54%
Water	72	CCF	\$262.50	\$0.00	\$262.50	3.6458	25.58%
Sewer	18	CCF	\$53.19	\$0.00	\$53.19	2.9550	5.18%
Total Cost:			\$1,026.17	\$0.00	\$1,026.17		

For HERCULES COTTAGES



Filters: Cost Center Name Not Equal To DoNotReport; Billing Period Equal To 201008

elpaso

Energy CAP

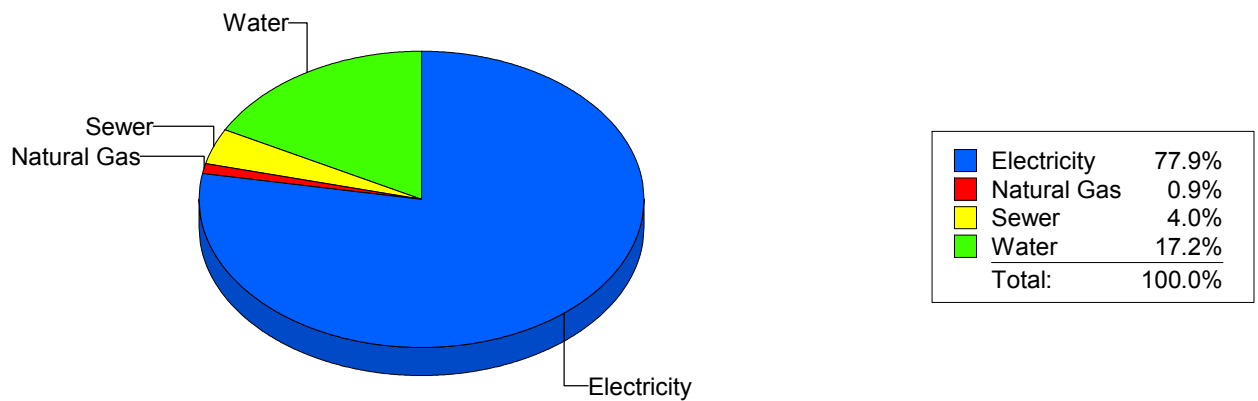
Cost Avoidance Program

Cost Summary Graph

Grouped by Energy Type

Energy Type	Use	Units	Meter Cost	Special Charges	Total Cost	Avg Unit Cost	% of Total Cost
Site: HERRERA - HERRERA ELEMENTARY							
Electricity	75,600	KWH	\$10,938.98	\$0.00	\$10,938.98	0.1447	77.91%
Natural Gas	155	CCF	\$125.56	\$0.00	\$125.56	0.8101	0.89%
Water	661	CCF	\$2,420.92	\$0.00	\$2,420.92	3.6625	17.24%
Sewer	270	CCF	\$554.85	\$0.00	\$554.85	2.0550	3.95%
Total Cost:			\$14,040.31	\$0.00	\$14,040.31		

For HERRERA
ELEMENTARY



Filters: Cost Center Name Not Equal To DoNotReport; Billing Period Equal To 201008

elpaso

Energy CAP

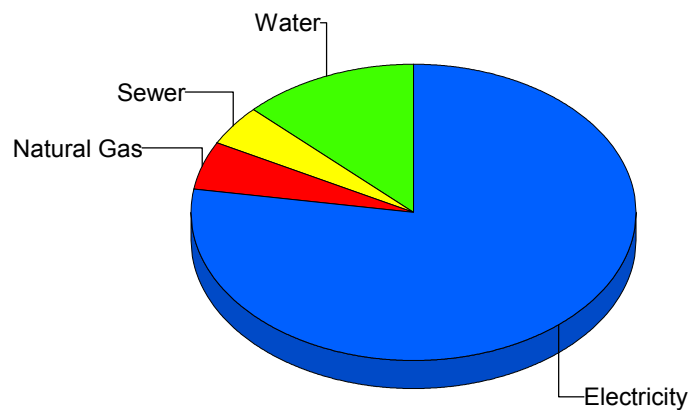
Cost Avoidance Program

Cost Summary Graph

Grouped by Energy Type

Energy Type	Use	Units	Meter Cost	Special Charges	Total Cost	Avg Unit Cost	% of Total Cost
Site: HILLSIDE ELEMENTARY - HILLSIDE ELEMENTARY							
Electricity	32,688	KWH	\$5,366.05	\$0.00	\$5,366.05	0.1642	77.44%
Natural Gas	379	CCF	\$362.94	\$0.00	\$362.94	0.9576	5.24%
Water	276	CCF	\$887.60	\$0.00	\$887.60	3.2159	12.81%
Sewer	89	CCF	\$312.88	\$0.00	\$312.88	3.5155	4.52%
Total Cost:			\$6,929.47	\$0.00	\$6,929.47		

For HILLSIDE
ELEMENTARY



Electricity	77.4%
Natural Gas	5.2%
Sewer	4.5%
Water	12.8%
Total:	100.0%

Filters: Cost Center Name Not Equal To DoNotReport; Billing Period Equal To 201008

elpaso

Energy CAP

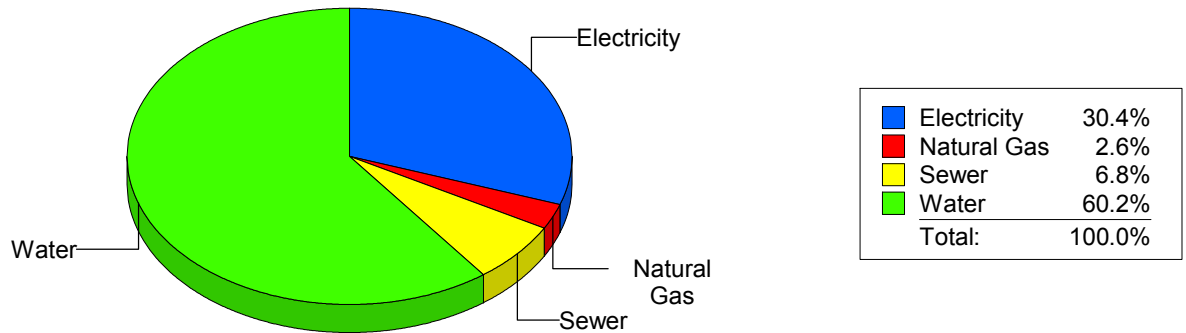
Cost Avoidance Program

Cost Summary Graph

Grouped by Energy Type

Energy Type	Use	Units	Meter Cost	Special Charges	Total Cost	Avg Unit Cost	% of Total Cost
Site: HOUSTON INTERMEDIATE - HOUSTON INTERMEDIATE							
Electricity	7,786	KWH	\$1,247.19	\$0.00	\$1,247.19	0.1602	30.41%
Natural Gas	13	CCF	\$107.34	\$0.00	\$107.34	8.2569	2.62%
Water	548	CCF	\$2,467.38	\$0.00	\$2,467.38	4.5025	60.15%
Sewer	55	CCF	\$279.81	\$0.00	\$279.81	5.0875	6.82%
Total Cost:			\$4,101.72	\$0.00	\$4,101.72		

For HOUSTON
INTERMEDIATE



Filters: Cost Center Name Not Equal To DoNotReport; Billing Period Equal To 201008

elpaso

Energy CAP

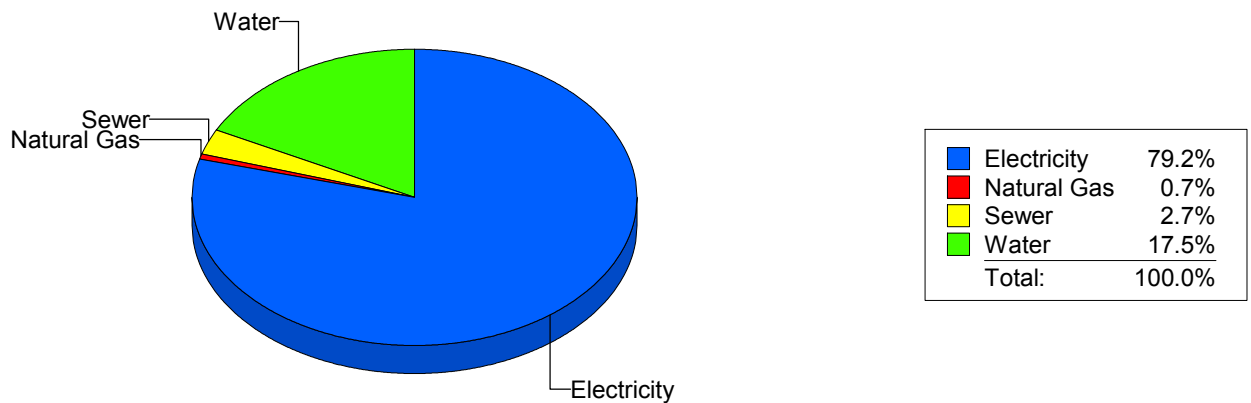
Cost Avoidance Program

Cost Summary Graph

Grouped by Energy Type

Energy Type	Use	Units	Meter Cost	Special Charges	Total Cost	Avg Unit Cost	% of Total Cost
Site: MOYE - HR MOYE							
Electricity	67,560 KWH		\$9,585.25	\$0.00	\$9,585.25	0.1419	79.19%
Natural Gas	85 CCF		\$80.48	\$0.00	\$80.48	0.9468	0.66%
Water	418 CCF		\$2,115.24	\$0.00	\$2,115.24	5.0604	17.48%
Sewer	87 CCF		\$322.44	\$0.00	\$322.44	3.7062	2.66%
Total Cost:			\$12,103.41	\$0.00	\$12,103.41		

For HR MOYE



Filters: Cost Center Name Not Equal To DoNotReport; Billing Period Equal To 201008

elpaso

Energy CAP

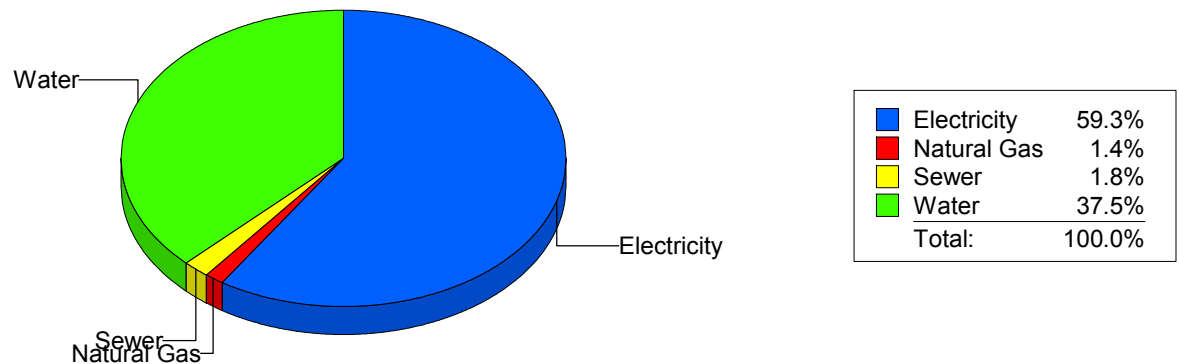
Cost Avoidance Program

Cost Summary Graph

Grouped by Energy Type

Energy Type	Use	Units	Meter Cost	Special Charges	Total Cost	Avg Unit Cost	% of Total Cost
Site: HUGHEY ELEMENTARY SC - HUGHEY ELEMENTARY SC							
Electricity	29,800	KWH	\$4,586.73	\$0.00	\$4,586.73	0.1539	59.30%
Natural Gas	127	CCF	\$106.84	\$0.00	\$106.84	0.8413	1.38%
Water	672	CCF	\$2,904.56	\$0.00	\$2,904.56	4.3223	37.55%
Sewer	58	CCF	\$137.17	\$0.00	\$137.17	2.3650	1.77%
Total Cost:			\$7,735.30	\$0.00	\$7,735.30		

For HUGHEY
ELEMENTARY
SC



Filters: Cost Center Name Not Equal To DoNotReport; Billing Period Equal To 201008

elpaso

Energy CAP

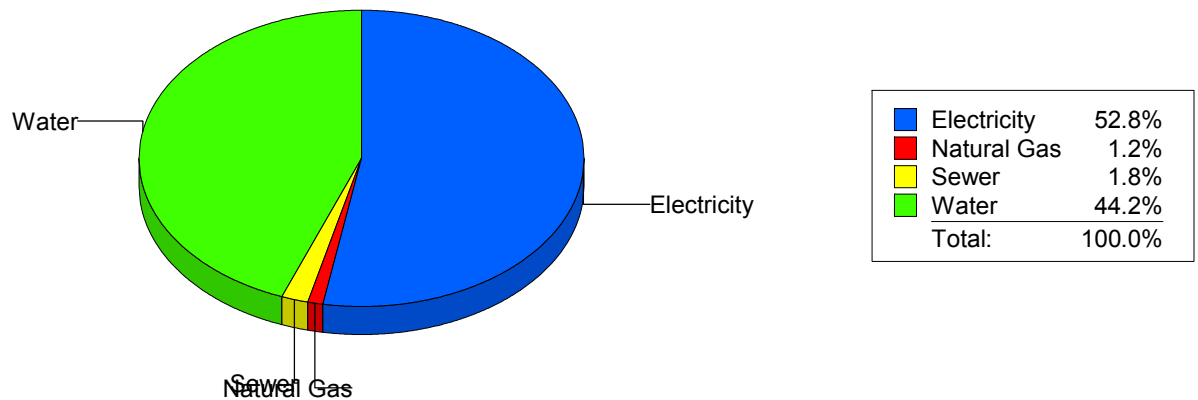
Cost Avoidance Program

Cost Summary Graph

Grouped by Energy Type

Energy Type	Use	Units	Meter Cost	Special Charges	Total Cost	Avg Unit Cost	% of Total Cost
Site: IRVIN HIGH SCHOOL - IRVIN HIGH SCHOOL							
Electricity	132,327	KWH	\$16,394.40	\$0.00	\$16,394.40	0.1239	52.78%
Natural Gas	474	CCF	\$372.11	\$0.00	\$372.11	0.7850	1.20%
Water	3,309	CCF	\$13,723.71	\$0.00	\$13,723.71	4.1474	44.18%
Sewer	343	CCF	\$573.22	\$0.00	\$573.22	1.6712	1.85%
Total Cost:			\$31,063.44	\$0.00	\$31,063.44		

For IRVIN HIGH SCHOOL



Filters: Cost Center Name Not Equal To DoNotReport; Billing Period Equal To 201008

el Paso

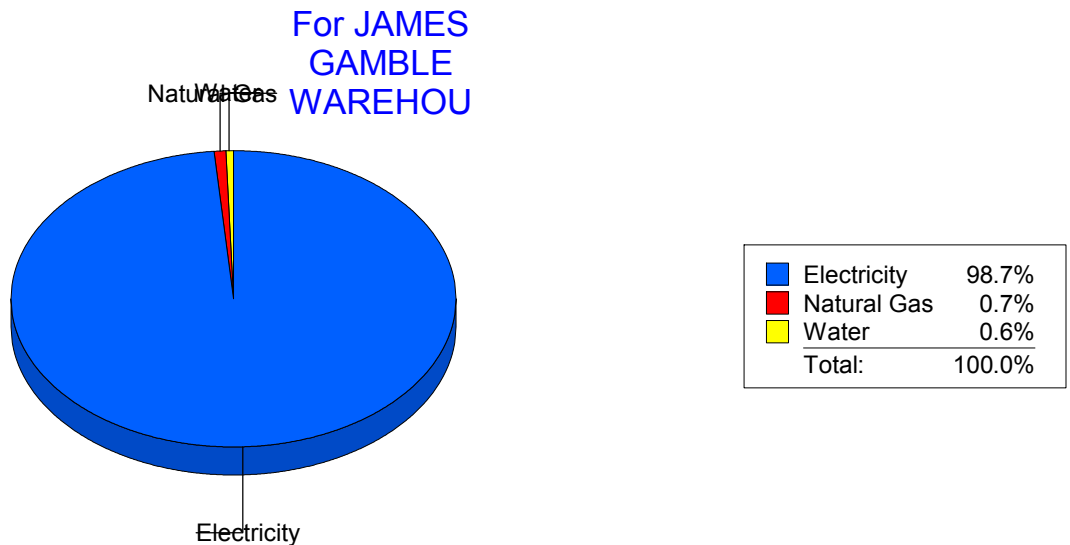
Energy CAP

Cost Avoidance Program

Cost Summary Graph

Grouped by Energy Type

Energy Type	Use	Units	Meter Cost	Special Charges	Total Cost	Avg Unit Cost	% of Total Cost
Site: JAMES GAMBLE WAREHOU - JAMES GAMBLE WAREHOU							
Electricity	40,300	KWH	\$5,520.89	\$0.00	\$5,520.89	0.1370	98.69%
Natural Gas	7	CCF	\$37.16	\$0.00	\$37.16	5.3086	0.66%
Water	0	CCF	\$36.36	\$0.00	\$36.36	0.0000	0.65%
Total Cost:			\$5,594.41	\$0.00	\$5,594.41		



Filters: Cost Center Name Not Equal To DoNotReport; Billing Period Equal To 201008

elpaso

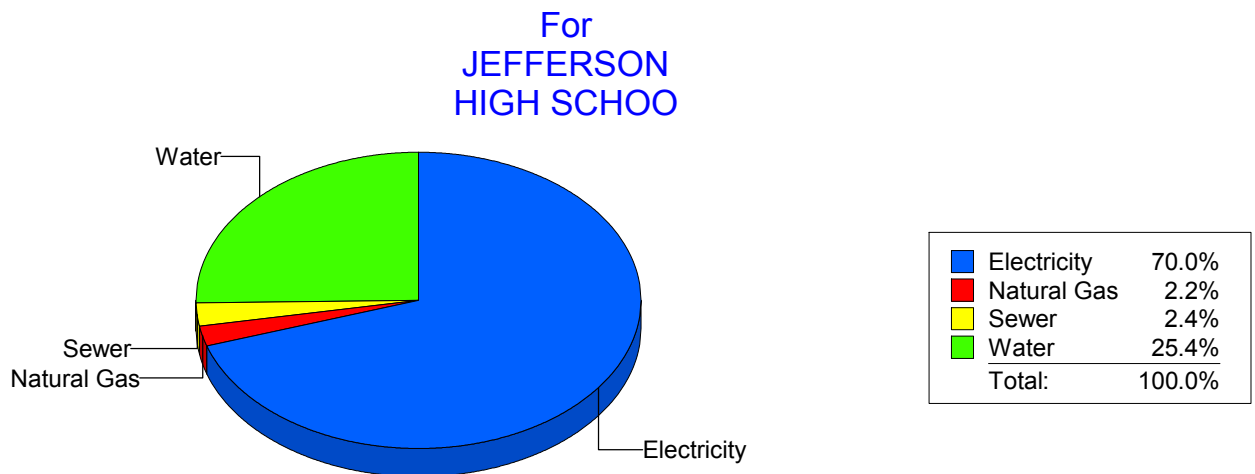
Energy CAP

Cost Avoidance Program

Cost Summary Graph

Grouped by Energy Type

Energy Type	Use	Units	Meter Cost	Special Charges	Total Cost	Avg Unit Cost	% of Total Cost
Site: JEFFERSON HIGH SCHOO - JEFFERSON HIGH SCHOO							
Electricity	157,053	KWH	\$17,349.23	\$0.00	\$17,349.23	0.1105	70.04%
Natural Gas	477	CCF	\$551.24	\$0.00	\$551.24	1.1556	2.23%
Water	2,042	CCF	\$6,285.99	\$0.00	\$6,285.99	3.0783	25.38%
Sewer	188	CCF	\$583.31	\$0.00	\$583.31	3.1027	2.35%
Total Cost:			\$24,769.77	\$0.00	\$24,769.77		



Filters: Cost Center Name Not Equal To DoNotReport; Billing Period Equal To 201008

elpaso

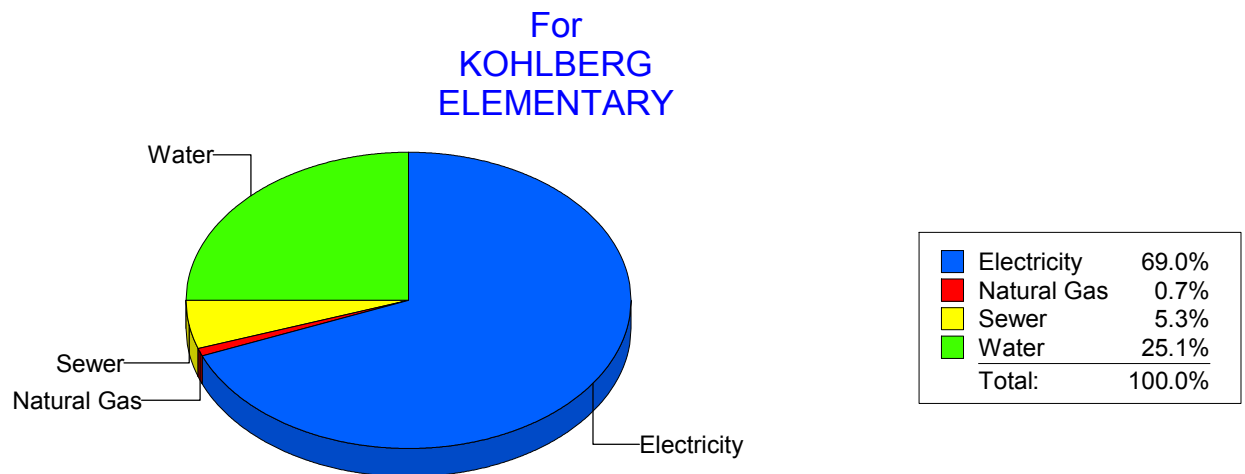
Energy CAP

Cost Avoidance Program

Cost Summary Graph

Grouped by Energy Type

Energy Type	Use	Units	Meter Cost	Special Charges	Total Cost	Avg Unit Cost	% of Total Cost
Site: KOHLBERG ELEMENTARY - KOHLBERG ELEMENTARY							
Electricity	42,860	KWH	\$6,555.74	\$0.00	\$6,555.74	0.1530	68.98%
Natural Gas	61	CCF	\$67.19	\$0.00	\$67.19	1.1015	0.71%
Water	816	CCF	\$2,381.25	\$0.00	\$2,381.25	2.9182	25.06%
Sewer	246	CCF	\$499.51	\$0.00	\$499.51	2.0305	5.26%
Total Cost:			\$9,503.69	\$0.00	\$9,503.69		



Filters: Cost Center Name Not Equal To DoNotReport; Billing Period Equal To 201008

elpaso

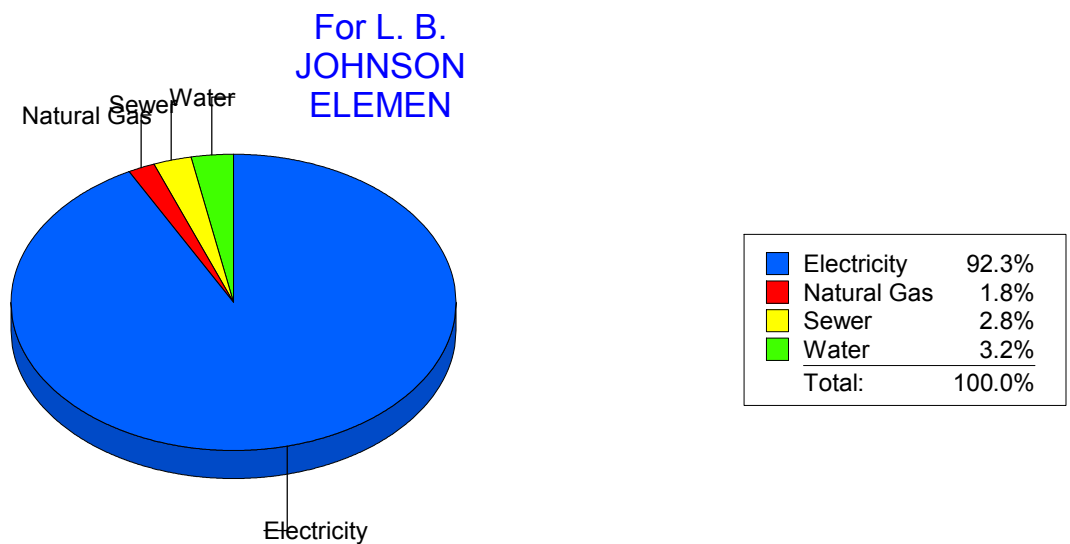
Energy CAP

Cost Avoidance Program

Cost Summary Graph

Grouped by Energy Type

Energy Type	Use	Units	Meter Cost	Special Charges	Total Cost	Avg Unit Cost	% of Total Cost
Site: L. B. JOHNSON ELEMEN - L. B. JOHNSON ELEMEN							
Electricity	78,700	KWH	\$10,214.56	\$0.00	\$10,214.56	0.1298	92.27%
Natural Gas	217	CCF	\$200.37	\$0.00	\$200.37	0.9234	1.81%
Water	214	CCF	\$349.17	\$0.00	\$349.17	1.6316	3.15%
Sewer	117	CCF	\$306.52	\$0.00	\$306.52	2.6198	2.77%
Total Cost:			\$11,070.62	\$0.00	\$11,070.62		



Filters: Cost Center Name Not Equal To DoNotReport; Billing Period Equal To 201008

elpaso

Energy CAP

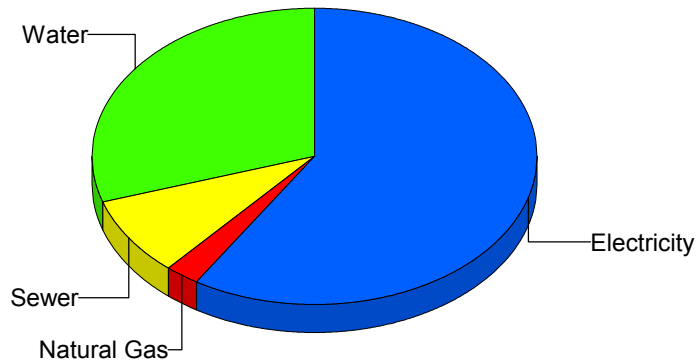
Cost Avoidance Program

Cost Summary Graph

Grouped by Energy Type

Energy Type	Use	Units	Meter Cost	Special Charges	Total Cost	Avg Unit Cost	% of Total Cost
Site: LAMAR ELEMENTARY SCH - LAMAR ELEMENTARY SCH							
Electricity	18,900	KWH	\$3,998.06	\$0.00	\$3,998.06	0.2115	59.00%
Natural Gas	105	CCF	\$158.89	\$0.00	\$158.89	1.5132	2.34%
Water	588	CCF	\$2,023.58	\$0.00	\$2,023.58	3.4415	29.86%
Sewer	203	CCF	\$595.27	\$0.00	\$595.27	2.9324	8.79%
Total Cost:			\$6,775.80	\$0.00	\$6,775.80		

For LAMAR
ELEMENTARY
SCH



Electricity	59.0%
Natural Gas	2.3%
Sewer	8.8%
Water	29.9%
Total:	100.0%

Filters: Cost Center Name Not Equal To DoNotReport; Billing Period Equal To 201008

elpaso

Energy CAP

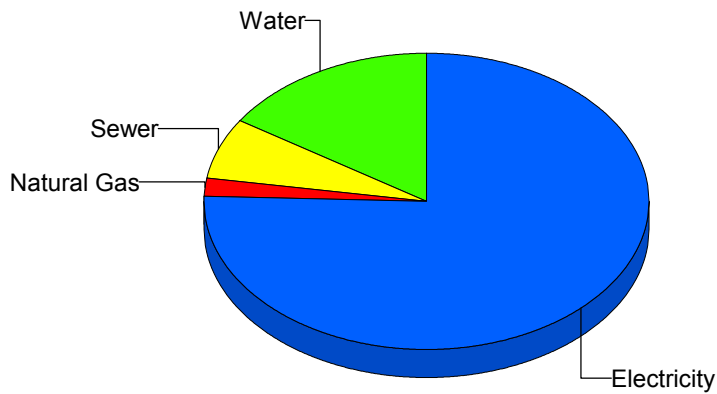
Cost Avoidance Program

Cost Summary Graph

Grouped by Energy Type

Energy Type	Use	Units	Meter Cost	Special Charges	Total Cost	Avg Unit Cost	% of Total Cost
Site: LEE ELEMENTARY - LEE ELEMENTARY							
Electricity	31,282	KWH	\$4,670.33	\$0.00	\$4,670.33	0.1493	75.65%
Natural Gas	39	CCF	\$107.04	\$0.00	\$107.04	2.7446	1.73%
Water	309	CCF	\$982.32	\$0.00	\$982.32	3.1790	15.91%
Sewer	104	CCF	\$413.73	\$0.00	\$413.73	3.9782	6.70%
Total Cost:			\$6,173.42	\$0.00	\$6,173.42		

For LEE
ELEMENTARY



Filters: Cost Center Name Not Equal To DoNotReport; Billing Period Equal To 201008

elpaso

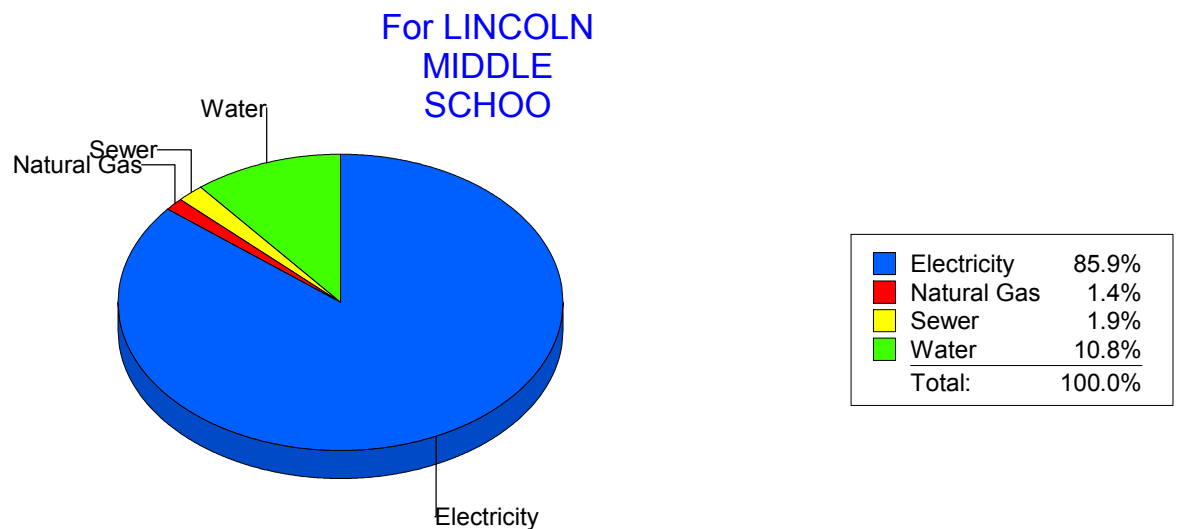
Energy CAP

Cost Avoidance Program

Cost Summary Graph

Grouped by Energy Type

Energy Type	Use	Units	Meter Cost	Special Charges	Total Cost	Avg Unit Cost	% of Total Cost
Site: LINCOLN MIDDLE SCHOO - LINCOLN MIDDLE SCHOO							
Electricity	114,650	KWH	\$16,056.68	\$0.00	\$16,056.68	0.1400	85.92%
Natural Gas	363	CCF	\$264.56	\$0.00	\$264.56	0.7288	1.42%
Water	638	CCF	\$2,017.85	\$0.00	\$2,017.85	3.1628	10.80%
Sewer	166	CCF	\$348.43	\$0.00	\$348.43	2.0990	1.86%
Total Cost:			\$18,687.52	\$0.00	\$18,687.52		



Filters: Cost Center Name Not Equal To DoNotReport; Billing Period Equal To 201008

elpaso

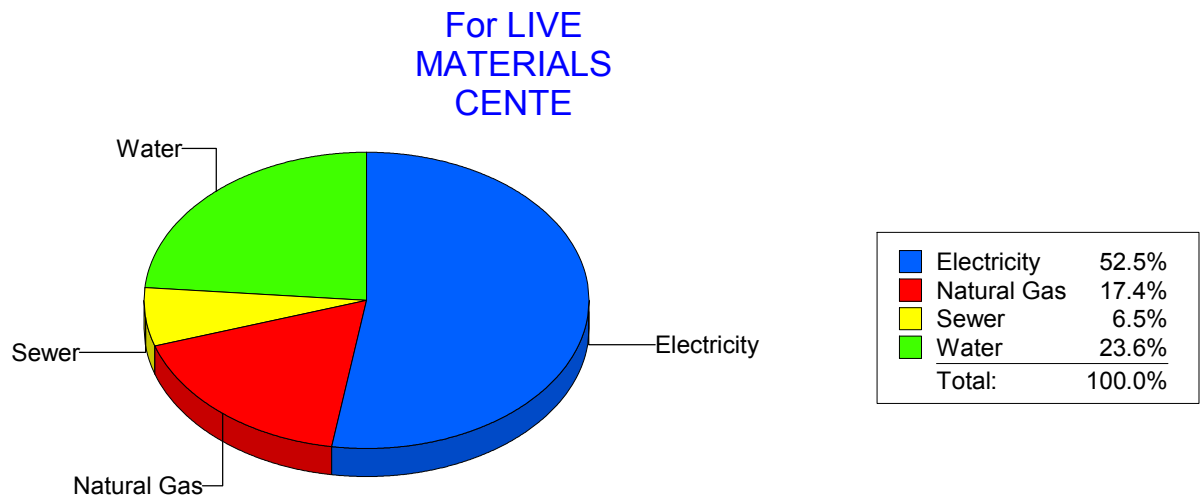
Energy CAP

Cost Avoidance Program

Cost Summary Graph

Grouped by Energy Type

Energy Type	Use	Units	Meter Cost	Special Charges	Total Cost	Avg Unit Cost	% of Total Cost
Site: LIVE MATERIALS CENTE - LIVE MATERIALS CENTE							
Electricity	1,681	KWH	\$224.78	\$0.00	\$224.78	0.1337	52.49%
Natural Gas	14	CCF	\$74.51	\$0.00	\$74.51	5.3221	17.40%
Water	27	CCF	\$101.08	\$0.00	\$101.08	3.7437	23.61%
Sewer	6	CCF	\$27.84	\$0.00	\$27.84	4.6400	6.50%
Total Cost:			\$428.21	\$0.00	\$428.21		



Filters: Cost Center Name Not Equal To DoNotReport; Billing Period Equal To 201008

elpaso

Energy CAP

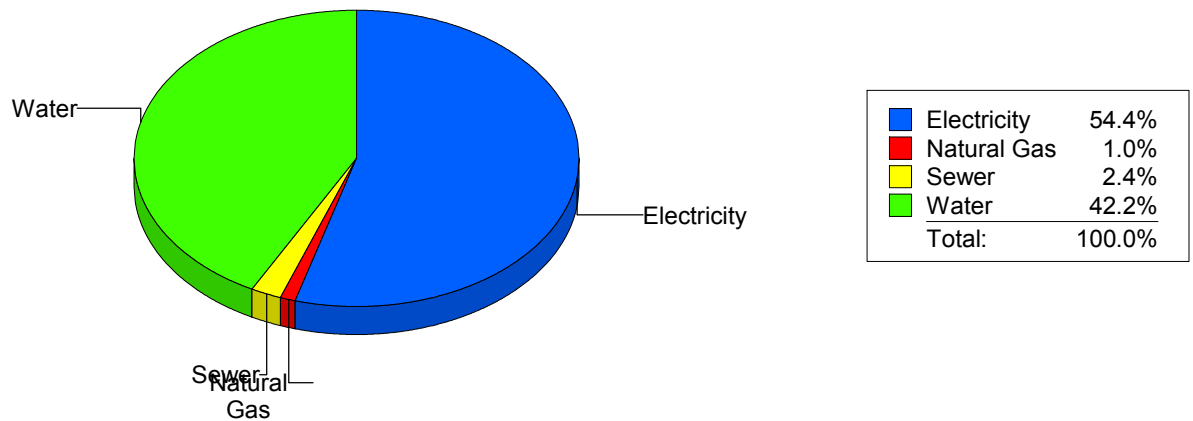
Cost Avoidance Program

Cost Summary Graph

Grouped by Energy Type

Energy Type	Use	Units	Meter Cost	Special Charges	Total Cost	Avg Unit Cost	% of Total Cost
Site: LOGAN ELEMENTARY - LOGAN ELEMENTARY							
Electricity	23,520	KWH	\$3,534.44	\$0.00	\$3,534.44	0.1503	54.42%
Natural Gas	67	CCF	\$67.06	\$0.00	\$67.06	1.0009	1.03%
Water	658	CCF	\$2,739.09	\$0.00	\$2,739.09	4.1628	42.18%
Sewer	72	CCF	\$153.68	\$0.00	\$153.68	2.1344	2.37%
Total Cost:			\$6,494.27	\$0.00	\$6,494.27		

For LOGAN
ELEMENTARY



Filters: Cost Center Name Not Equal To DoNotReport; Billing Period Equal To 201008

elpaso

Energy CAP

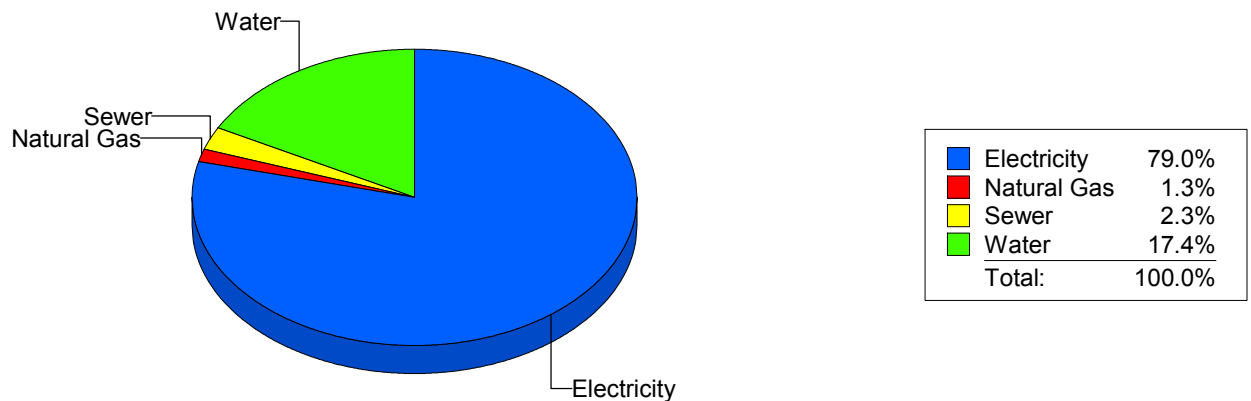
Cost Avoidance Program

Cost Summary Graph

Grouped by Energy Type

Energy Type	Use	Units	Meter Cost	Special Charges	Total Cost	Avg Unit Cost	% of Total Cost
Site: LUNDY - LUNDY							
Electricity	45,000	KWH	\$8,677.34	\$0.00	\$8,677.34	0.1928	79.02%
Natural Gas	133	CCF	\$140.47	\$0.00	\$140.47	1.0562	1.28%
Water	453	CCF	\$1,906.17	\$0.00	\$1,906.17	4.2079	17.36%
Sewer	36	CCF	\$257.67	\$0.00	\$257.67	7.1575	2.35%
Total Cost:			\$10,981.65	\$0.00	\$10,981.65		

For LUNDY



Filters: Cost Center Name Not Equal To DoNotReport; Billing Period Equal To 201008

elpaso

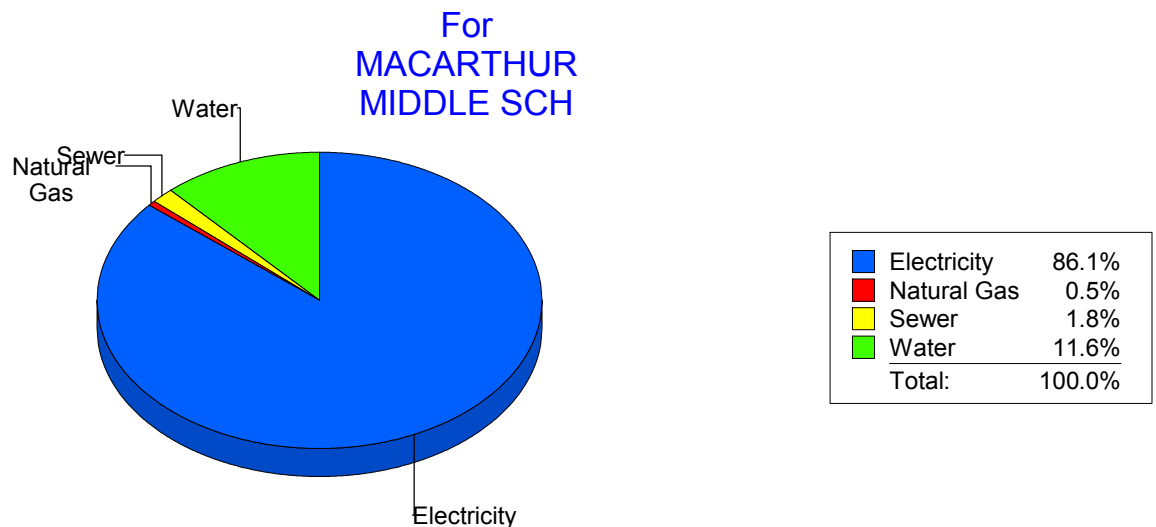
Energy CAP

Cost Avoidance Program

Cost Summary Graph

Grouped by Energy Type

Energy Type	Use	Units	Meter Cost	Special Charges	Total Cost	Avg Unit Cost	% of Total Cost
Site: MACARTHUR MIDDLE SCH - MACARTHUR MIDDLE SCH							
Electricity	96,240	KWH	\$12,812.09	\$0.00	\$12,812.09	0.1331	86.07%
Natural Gas	69	CCF	\$71.61	\$0.00	\$71.61	1.0378	0.48%
Water	545	CCF	\$1,732.72	\$0.00	\$1,732.72	3.1793	11.64%
Sewer	104	CCF	\$269.69	\$0.00	\$269.69	2.5932	1.81%
Total Cost:			\$14,886.11	\$0.00	\$14,886.11		



Filters: Cost Center Name Not Equal To DoNotReport; Billing Period Equal To 201008

elpaso

Energy CAP

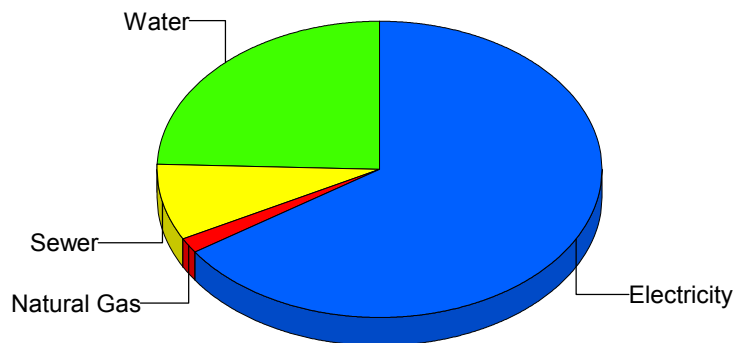
Cost Avoidance Program

Cost Summary Graph

Grouped by Energy Type

Energy Type	Use	Units	Meter Cost	Special Charges	Total Cost	Avg Unit Cost	% of Total Cost
Site: MAGOFFIN MIDDLE SCHO - MAGOFFIN MIDDLE SCHO							
Electricity	16,730	KWH	\$2,318.33	\$0.00	\$2,318.33	0.1386	65.58%
Natural Gas	49	CCF	\$60.78	\$0.00	\$60.78	1.2404	1.72%
Water	258	CCF	\$861.36	\$0.00	\$861.36	3.3386	24.37%
Sewer	65	CCF	\$294.50	\$0.00	\$294.50	4.5308	8.33%
Total Cost:			\$3,534.97	\$0.00	\$3,534.97		

For MAGOFFIN
MIDDLE SCHO



Electricity	65.6%
Natural Gas	1.7%
Sewer	8.3%
Water	24.4%
Total:	100.0%

Filters: Cost Center Name Not Equal To DoNotReport; Billing Period Equal To 201008

elpaso

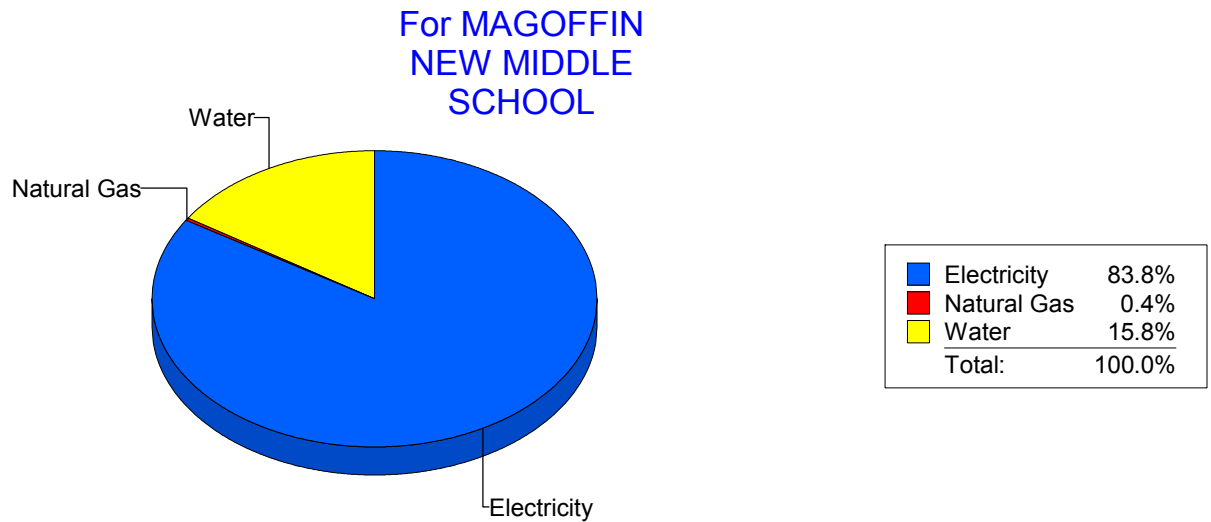
Energy CAP

Cost Avoidance Program

Cost Summary Graph

Grouped by Energy Type

Energy Type	Use	Units	Meter Cost	Special Charges	Total Cost	Avg Unit Cost	% of Total Cost
Site: MAGOFFINMIDDLESCHOOLN047 - MAGOFFIN NEW MIDDLE SCHOOL							
Electricity	146,800	KWH	\$17,217.53	\$0.00	\$17,217.53	0.1173	83.83%
Natural Gas	92	CCF	\$84.36	\$0.00	\$84.36	0.9170	0.41%
Water	889	CCF	\$3,237.91	\$0.00	\$3,237.91	3.6422	15.76%
Total Cost:			\$20,539.80	\$0.00	\$20,539.80		



Filters: Cost Center Name Not Equal To DoNotReport; Billing Period Equal To 201008

elpaso

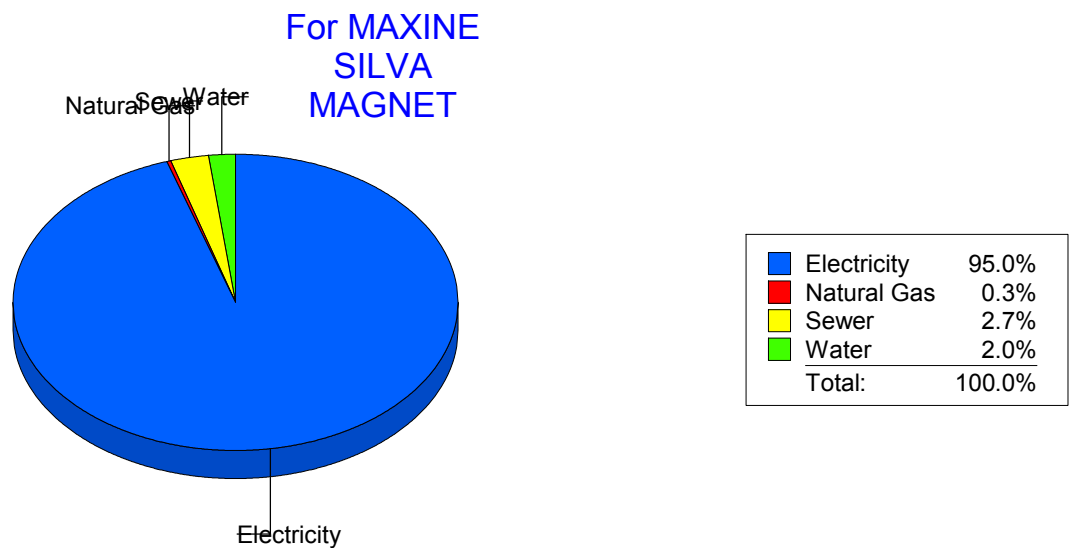
Energy CAP

Cost Avoidance Program

Cost Summary Graph

Grouped by Energy Type

Energy Type	Use	Units	Meter Cost	Special Charges	Total Cost	Avg Unit Cost	% of Total Cost
Site: MAXINE SILVA MAGNET - MAXINE SILVA MAGNET							
Electricity	90,600	KWH	\$9,607.29	\$0.00	\$9,607.29	0.1060	95.00%
Natural Gas	0	CCF	\$33.38	\$0.00	\$33.38	0.0000	0.33%
Water	39	CCF	\$203.57	\$0.00	\$203.57	5.2197	2.01%
Sewer	103	CCF	\$268.42	\$0.00	\$268.42	2.6060	2.65%
Total Cost:			\$10,112.66	\$0.00	\$10,112.66		



Filters: Cost Center Name Not Equal To DoNotReport; Billing Period Equal To 201008

elpaso

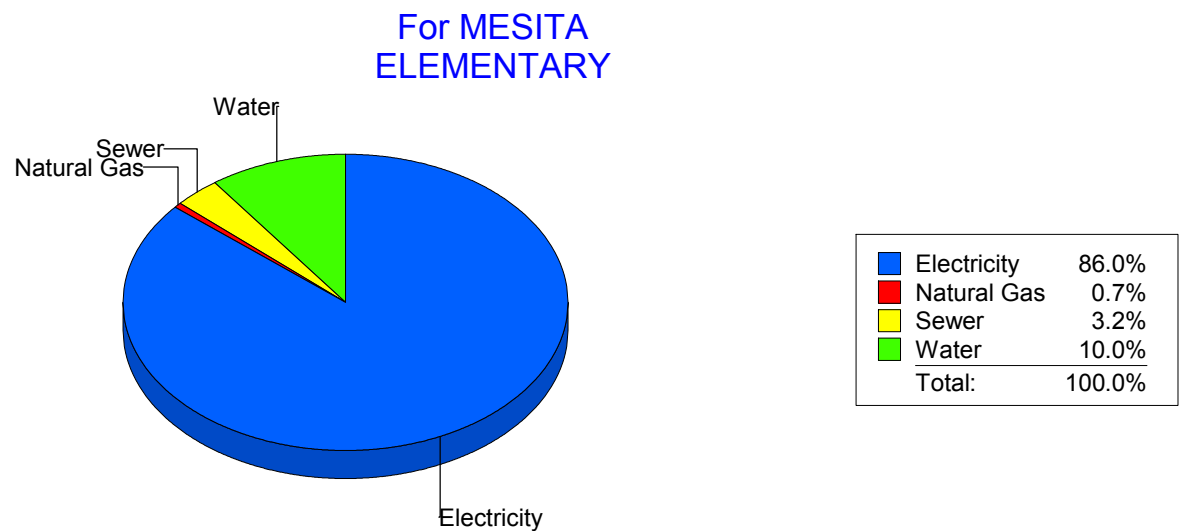
Energy CAP

Cost Avoidance Program

Cost Summary Graph

Grouped by Energy Type

Energy Type	Use	Units	Meter Cost	Special Charges	Total Cost	Avg Unit Cost	% of Total Cost
Site: MESITA ELEMENTARY - MESITA ELEMENTARY							
Electricity	100,560	KWH	\$13,441.57	\$0.00	\$13,441.57	0.1337	86.05%
Natural Gas	80	CCF	\$111.08	\$0.00	\$111.08	1.3885	0.71%
Water	422	CCF	\$1,565.58	\$0.00	\$1,565.58	3.7099	10.02%
Sewer	229	CCF	\$502.78	\$0.00	\$502.78	2.1955	3.22%
Total Cost:			\$15,621.01	\$0.00	\$15,621.01		



Filters: Cost Center Name Not Equal To DoNotReport; Billing Period Equal To 201008

elpaso

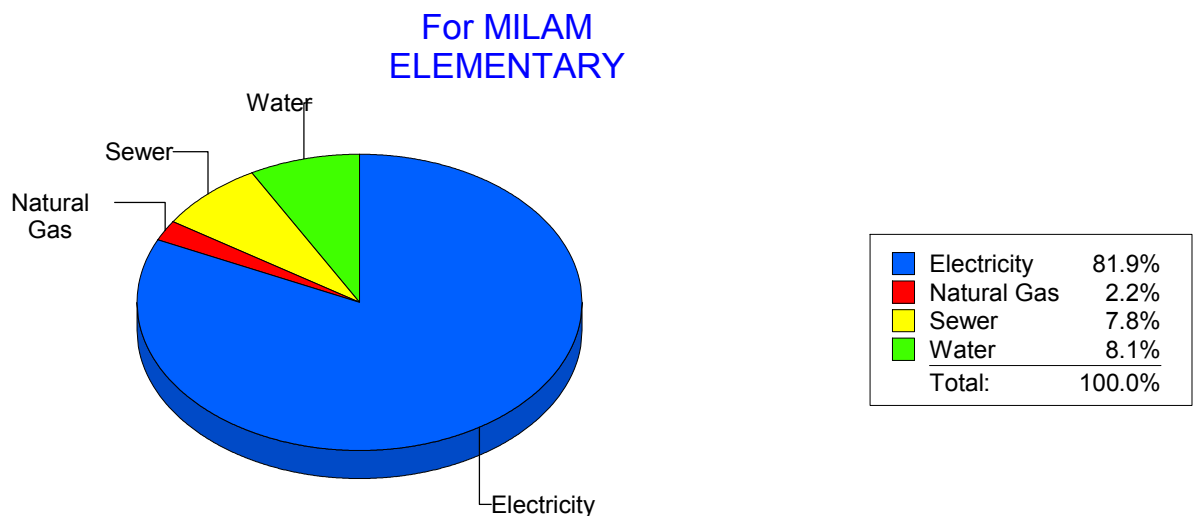
Energy CAP

Cost Avoidance Program

Cost Summary Graph

Grouped by Energy Type

Energy Type	Use	Units	Meter Cost	Special Charges	Total Cost	Avg Unit Cost	% of Total Cost
Site: MILAM ELEMENTARY - MILAM ELEMENTARY							
Electricity	21,480	KWH	\$3,333.32	\$0.00	\$3,333.32	0.1552	81.93%
Natural Gas	91	CCF	\$91.45	\$0.00	\$91.45	1.0049	2.25%
Water	140	CCF	\$328.19	\$0.00	\$328.19	2.3442	8.07%
Sewer	140	CCF	\$315.41	\$0.00	\$315.41	2.2529	7.75%
Total Cost:			\$4,068.37	\$0.00	\$4,068.37		



Filters: Cost Center Name Not Equal To DoNotReport; Billing Period Equal To 201008

elpaso

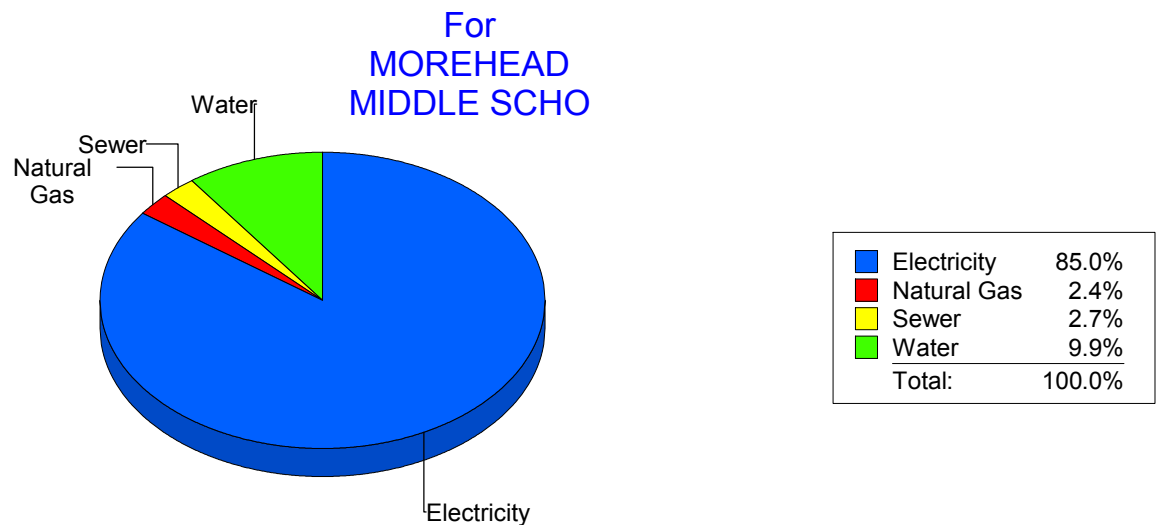
Energy CAP

Cost Avoidance Program

Cost Summary Graph

Grouped by Energy Type

Energy Type	Use	Units	Meter Cost	Special Charges	Total Cost	Avg Unit Cost	% of Total Cost
Site: MOREHEAD MIDDLE SCHO - MOREHEAD MIDDLE SCHO							
Electricity	128,553	KWH	\$13,397.41	\$0.00	\$13,397.41	0.1042	84.99%
Natural Gas	530	CCF	\$375.56	\$0.00	\$375.56	0.7086	2.38%
Water	1,163	CCF	\$1,563.54	\$0.00	\$1,563.54	1.3444	9.92%
Sewer	170	CCF	\$427.85	\$0.00	\$427.85	2.5168	2.71%
Total Cost:			\$15,764.36	\$0.00	\$15,764.36		



Filters: Cost Center Name Not Equal To DoNotReport; Billing Period Equal To 201008

elpaso

Energy CAP

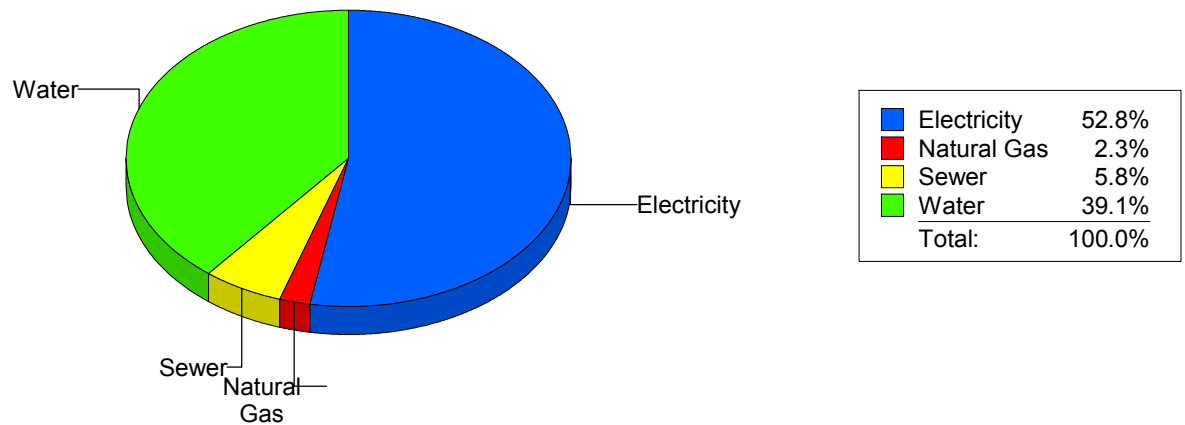
Cost Avoidance Program

Cost Summary Graph

Grouped by Energy Type

Energy Type	Use	Units	Meter Cost	Special Charges	Total Cost	Avg Unit Cost	% of Total Cost
Site: NEWMAN ELEMENTARY - NEWMAN ELEMENTARY							
Electricity	23,475	KWH	\$3,354.96	\$0.00	\$3,354.96	0.1429	52.81%
Natural Gas	79	CCF	\$143.91	\$0.00	\$143.91	1.8216	2.27%
Water	789	CCF	\$2,483.48	\$0.00	\$2,483.48	3.1476	39.09%
Sewer	204	CCF	\$370.80	\$0.00	\$370.80	1.8176	5.84%
Total Cost:			\$6,353.15	\$0.00	\$6,353.15		

For NEWMAN
ELEMENTARY



Filters: Cost Center Name Not Equal To DoNotReport; Billing Period Equal To 201008

elpaso

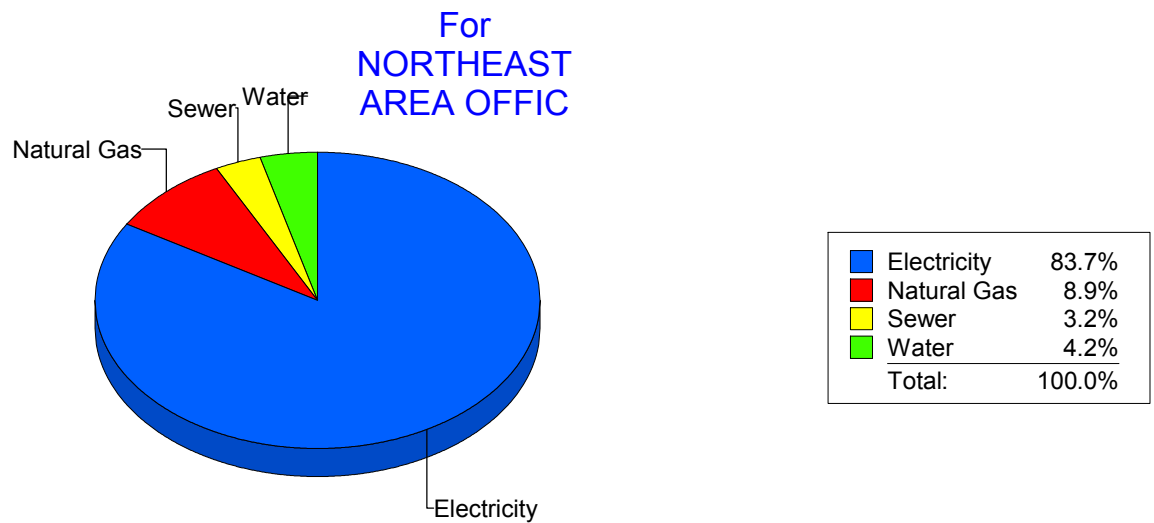
Energy CAP

Cost Avoidance Program

Cost Summary Graph

Grouped by Energy Type

Energy Type	Use	Units	Meter Cost	Special Charges	Total Cost	Avg Unit Cost	% of Total Cost
Site: NORTHEAST AREA OFFIC - NORTHEAST AREA OFFIC							
Electricity	11,400	KWH	\$1,320.54	\$0.00	\$1,320.54	0.1158	83.67%
Natural Gas	12	CCF	\$140.18	\$0.00	\$140.18	11.6817	8.88%
Water	14	CCF	\$67.00	\$0.00	\$67.00	4.7857	4.25%
Sewer	8	CCF	\$50.60	\$0.00	\$50.60	6.3250	3.21%
Total Cost:			\$1,578.32	\$0.00	\$1,578.32		



Filters: Cost Center Name Not Equal To DoNotReport; Billing Period Equal To 201008

elpaso


Energy CAP

Cost Avoidance Program

Cost Summary Graph

Grouped by Energy Type

Energy Type	Use	Units	Meter Cost	Special Charges	Total Cost	Avg Unit Cost	% of Total Cost
Site: NORTHEAST AREA TRANS - NORTHEAST AREA TRANS							
Electricity	6,364	KWH	\$580.39	\$0.00	\$580.39	0.0912	30.57%
Natural Gas	22	CCF	\$78.94	\$0.00	\$78.94	3.5882	4.16%
Water	216	CCF	\$981.40	\$0.00	\$981.40	4.5435	51.70%
Sewer	36	CCF	\$257.67	\$0.00	\$257.67	7.1575	13.57%
Total Cost:			\$1,898.40	\$0.00	\$1,898.40		



Filters: Cost Center Name Not Equal To DoNotReport; Billing Period Equal To 201008

elpaso

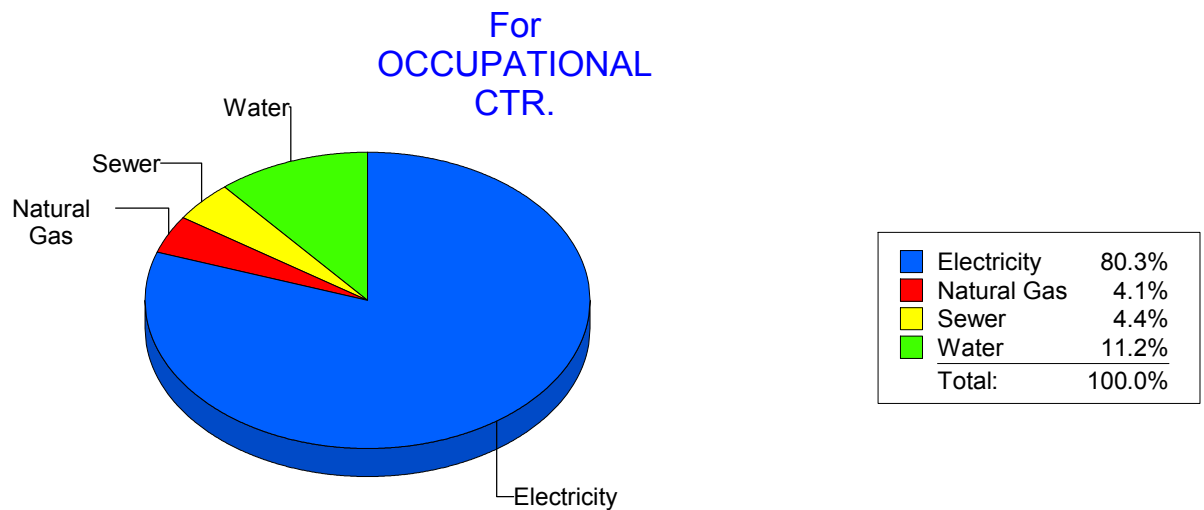
Energy CAP

Cost Avoidance Program

Cost Summary Graph

Grouped by Energy Type

Energy Type	Use	Units	Meter Cost	Special Charges	Total Cost	Avg Unit Cost	% of Total Cost
Site: OCCUPATIONAL CTR. - OCCUPATIONAL CTR.							
Electricity	10,700	KWH	\$1,377.85	\$0.00	\$1,377.85	0.1288	80.34%
Natural Gas	66	CCF	\$69.95	\$0.00	\$69.95	1.0598	4.08%
Water	41	CCF	\$192.39	\$0.00	\$192.39	4.6924	11.22%
Sewer	20	CCF	\$74.88	\$0.00	\$74.88	3.7440	4.37%
Total Cost:			\$1,715.07	\$0.00	\$1,715.07		



Filters: Cost Center Name Not Equal To DoNotReport; Billing Period Equal To 201008

elpaso

Energy CAP

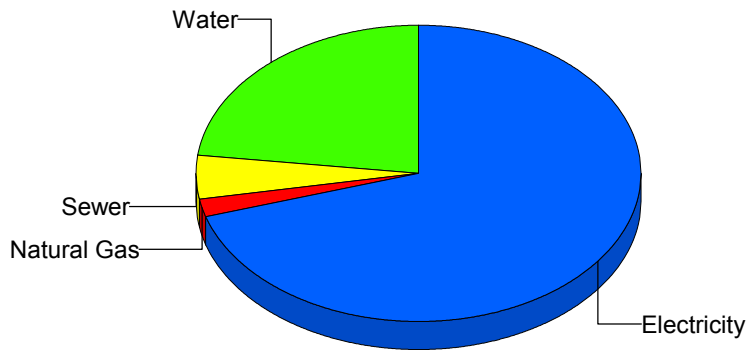
Cost Avoidance Program

Cost Summary Graph

Grouped by Energy Type

Energy Type	Use	Units	Meter Cost	Special Charges	Total Cost	Avg Unit Cost	% of Total Cost
Site: PARK ELEMENTARY - PARK ELEMENTARY							
Electricity	29,374	KWH	\$4,556.73	\$0.00	\$4,556.73	0.1551	70.26%
Natural Gas	57	CCF	\$131.73	\$0.00	\$131.73	2.3111	2.03%
Water	415	CCF	\$1,495.95	\$0.00	\$1,495.95	3.6047	23.07%
Sewer	100	CCF	\$300.96	\$0.00	\$300.96	3.0096	4.64%
Total Cost:			\$6,485.37	\$0.00	\$6,485.37		

For PARK
ELEMENTARY



Electricity	70.3%
Natural Gas	2.0%
Sewer	4.6%
Water	23.1%
Total:	100.0%

Filters: Cost Center Name Not Equal To DoNotReport; Billing Period Equal To 201008

elpaso

Energy CAP

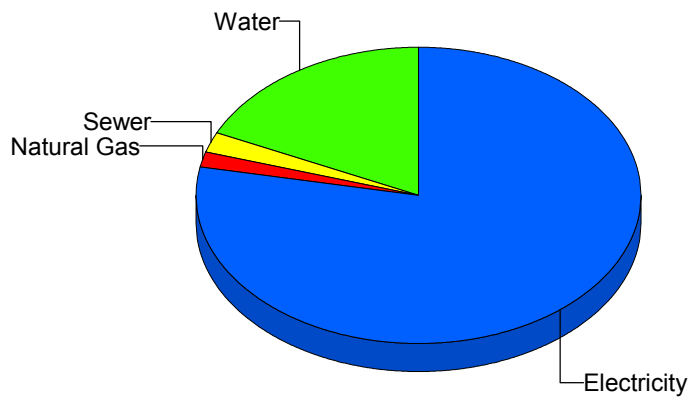
Cost Avoidance Program

Cost Summary Graph

Grouped by Energy Type

Energy Type	Use	Units	Meter Cost	Special Charges	Total Cost	Avg Unit Cost	% of Total Cost
Site: PAUL MORENO - PAUL MORENO							
Electricity	68,100	KWH	\$9,130.57	\$0.00	\$9,130.57	0.1341	78.11%
Natural Gas	181	CCF	\$176.30	\$0.00	\$176.30	0.9740	1.51%
Water	488	CCF	\$2,098.22	\$0.00	\$2,098.22	4.2996	17.95%
Sewer	77	CCF	\$284.88	\$0.00	\$284.88	3.6997	2.44%
Total Cost:			\$11,689.97	\$0.00	\$11,689.97		

For PAUL
MORENO



Electricity	78.1%
Natural Gas	1.5%
Sewer	2.4%
Water	17.9%
Total:	100.0%

Filters: Cost Center Name Not Equal To DoNotReport; Billing Period Equal To 201008

elpaso

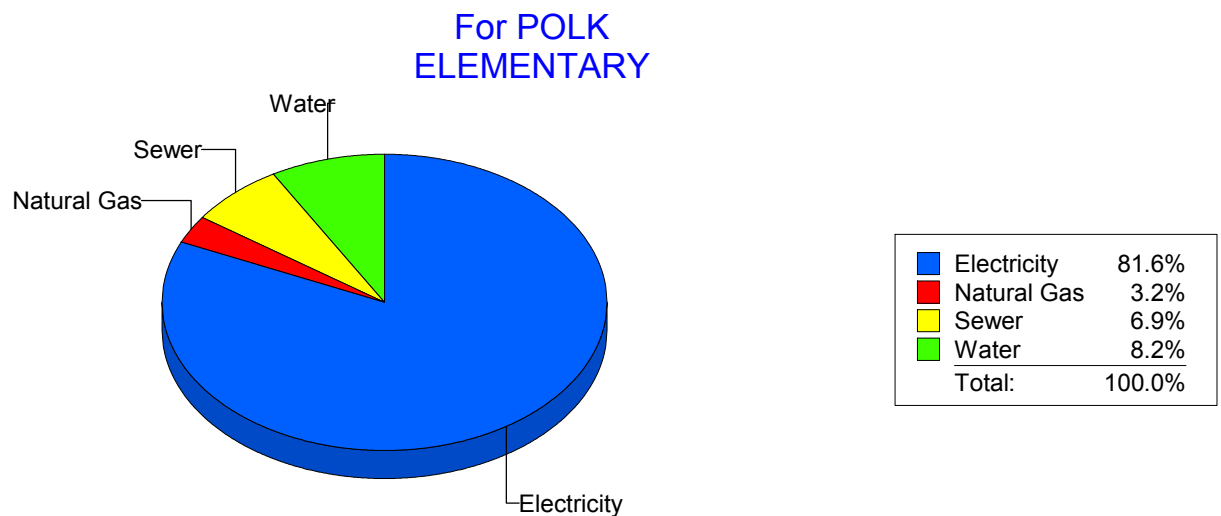
Energy CAP

Cost Avoidance Program

Cost Summary Graph

Grouped by Energy Type

Energy Type	Use	Units	Meter Cost	Special Charges	Total Cost	Avg Unit Cost	% of Total Cost
Site: POLK ELEMENTARY - POLK ELEMENTARY							
Electricity	23,390	KWH	\$3,808.53	\$0.00	\$3,808.53	0.1628	81.61%
Natural Gas	142	CCF	\$150.25	\$0.00	\$150.25	1.0581	3.22%
Water	179	CCF	\$384.74	\$0.00	\$384.74	2.1494	8.24%
Sewer	146	CCF	\$323.03	\$0.00	\$323.03	2.2125	6.92%
Total Cost:			\$4,666.55	\$0.00	\$4,666.55		



Filters: Cost Center Name Not Equal To DoNotReport; Billing Period Equal To 201008

elpaso

Energy CAP

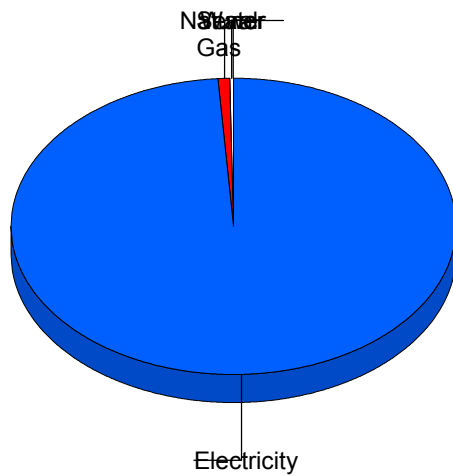
Cost Avoidance Program

Cost Summary Graph

Grouped by Energy Type

Energy Type	Use	Units	Meter Cost	Special Charges	Total Cost	Avg Unit Cost	% of Total Cost
Site: POWELL - POWELL							
Electricity	78,000	KWH	\$12,217.81	\$0.00	\$12,217.81	0.1566	98.89%
Natural Gas	130	CCF	\$108.85	\$0.00	\$108.85	0.8373	0.88%
Water	9	CCF	\$12.55	\$0.00	\$12.55	1.3944	0.10%
Sewer	8	CCF	\$15.27	\$0.00	\$15.27	1.9088	0.12%
Total Cost:			\$12,354.48	\$0.00	\$12,354.48		

For POWELL



Electricity	98.9%
Natural Gas	0.9%
Sewer	0.1%
Water	0.1%
Total:	100.0%

Filters: Cost Center Name Not Equal To DoNotReport; Billing Period Equal To 201008

elpaso

Energy CAP

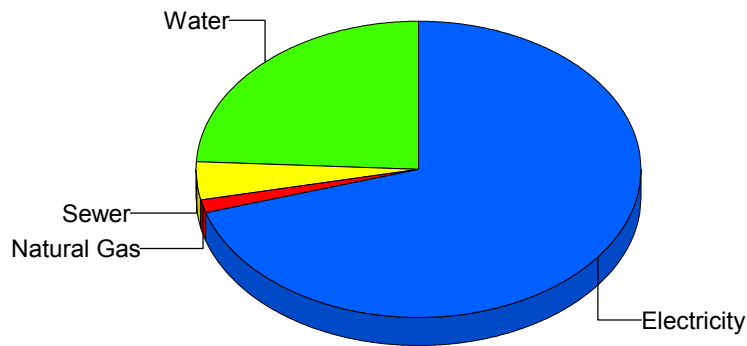
Cost Avoidance Program

Cost Summary Graph

Grouped by Energy Type

Energy Type	Use	Units	Meter Cost	Special Charges	Total Cost	Avg Unit Cost	% of Total Cost
Site: PUTNAM ELEMENTARY - PUTNAM ELEMENTARY							
Electricity	33,914	KWH	\$4,838.91	\$0.00	\$4,838.91	0.1427	70.25%
Natural Gas	71	CCF	\$106.29	\$0.00	\$106.29	1.4970	1.54%
Water	538	CCF	\$1,669.49	\$0.00	\$1,669.49	3.1031	24.24%
Sewer	158	CCF	\$273.38	\$0.00	\$273.38	1.7303	3.97%
Total Cost:			\$6,888.07	\$0.00	\$6,888.07		

For PUTNAM
ELEMENTARY



Electricity	70.3%
Natural Gas	1.5%
Sewer	4.0%
Water	24.2%
Total:	100.0%

Filters: Cost Center Name Not Equal To DoNotReport; Billing Period Equal To 201008

elpaso

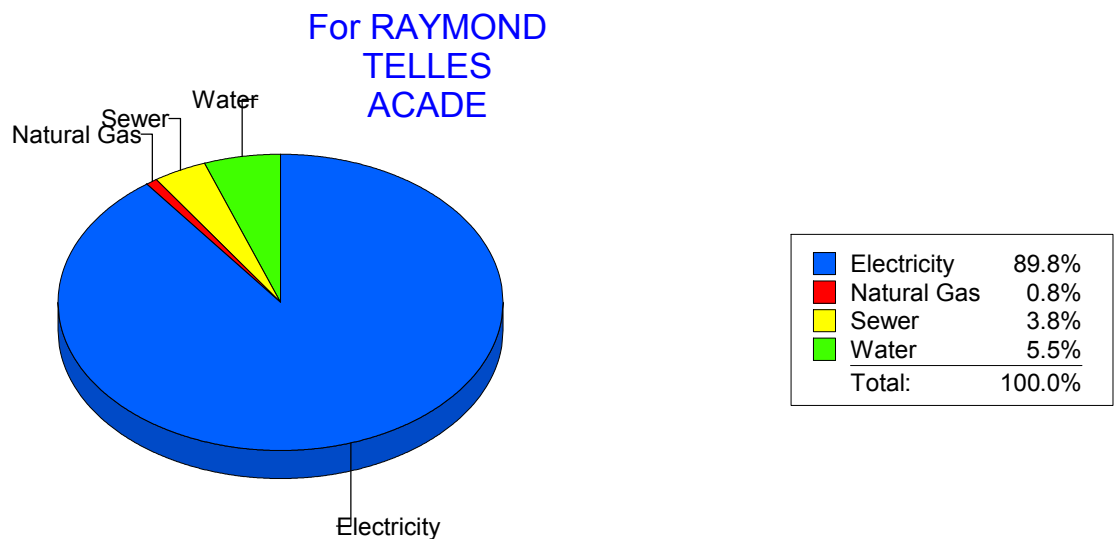
Energy CAP

Cost Avoidance Program

Cost Summary Graph

Grouped by Energy Type

Energy Type	Use	Units	Meter Cost	Special Charges	Total Cost	Avg Unit Cost	% of Total Cost
Site: RAYMOND TELLES ACADE - RAYMOND TELLES ACADE							
Electricity	43,000	KWH	\$5,468.83	\$0.00	\$5,468.83	0.1272	89.80%
Natural Gas	31	CCF	\$50.56	\$0.00	\$50.56	1.6310	0.83%
Water	128	CCF	\$336.52	\$0.00	\$336.52	2.6291	5.53%
Sewer	76	CCF	\$234.13	\$0.00	\$234.13	3.0807	3.84%
Total Cost:			\$6,090.04	\$0.00	\$6,090.04		



Filters: Cost Center Name Not Equal To DoNotReport; Billing Period Equal To 201008

elpaso

Energy CAP

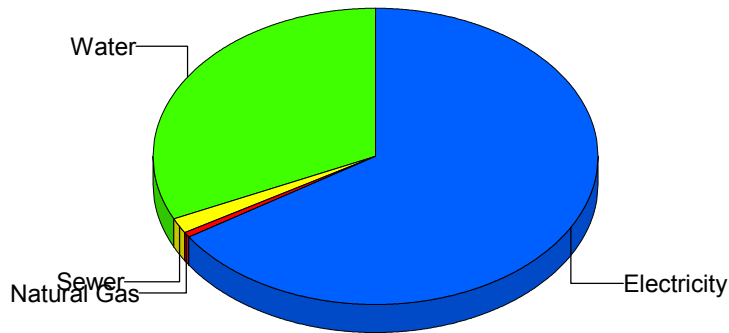
Cost Avoidance Program

Cost Summary Graph

Grouped by Energy Type

Energy Type	Use	Units	Meter Cost	Special Charges	Total Cost	Avg Unit Cost	% of Total Cost
Site: RICHARDSON MIDDLE - RICHARDSON MIDDLE							
Electricity	97,500	KWH	\$12,523.95	\$0.00	\$12,523.95	0.1285	65.95%
Natural Gas	101	CCF	\$89.46	\$0.00	\$89.46	0.8857	0.47%
Water	1,312	CCF	\$6,090.51	\$0.00	\$6,090.51	4.6422	32.07%
Sewer	116	CCF	\$284.93	\$0.00	\$284.93	2.4563	1.50%
Total Cost:			\$18,988.85	\$0.00	\$18,988.85		

For
RICHARDSON
MIDDLE



Electricity	66.0%
Natural Gas	0.5%
Sewer	1.5%
Water	32.1%
Total:	100.0%

Filters: Cost Center Name Not Equal To DoNotReport; Billing Period Equal To 201008

elpaso

Energy CAP

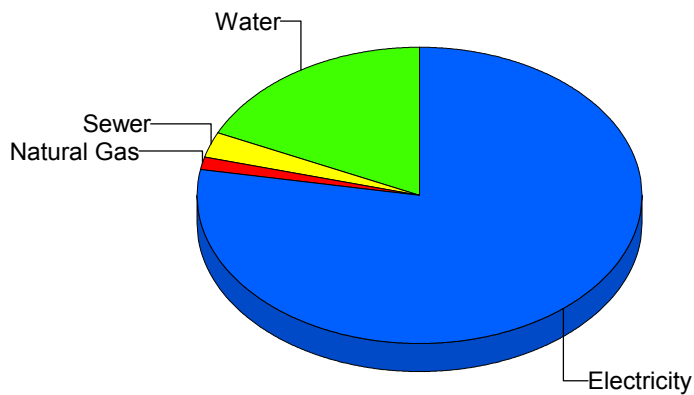
Cost Avoidance Program

Cost Summary Graph

Grouped by Energy Type

Energy Type	Use	Units	Meter Cost	Special Charges	Total Cost	Avg Unit Cost	% of Total Cost
Site: RIVERA ELEMENTARY - RIVERA ELEMENTARY							
Electricity	52,200	KWH	\$7,779.15	\$0.00	\$7,779.15	0.1490	77.67%
Natural Gas	155	CCF	\$156.77	\$0.00	\$156.77	1.0114	1.57%
Water	533	CCF	\$1,797.22	\$0.00	\$1,797.22	3.3719	17.94%
Sewer	114	CCF	\$282.39	\$0.00	\$282.39	2.4771	2.82%
Total Cost:			\$10,015.53	\$0.00	\$10,015.53		

For RIVERA
ELEMENTARY



Electricity	77.7%
Natural Gas	1.6%
Sewer	2.8%
Water	17.9%
Total:	100.0%

Filters: Cost Center Name Not Equal To DoNotReport; Billing Period Equal To 201008

elpaso

Energy CAP

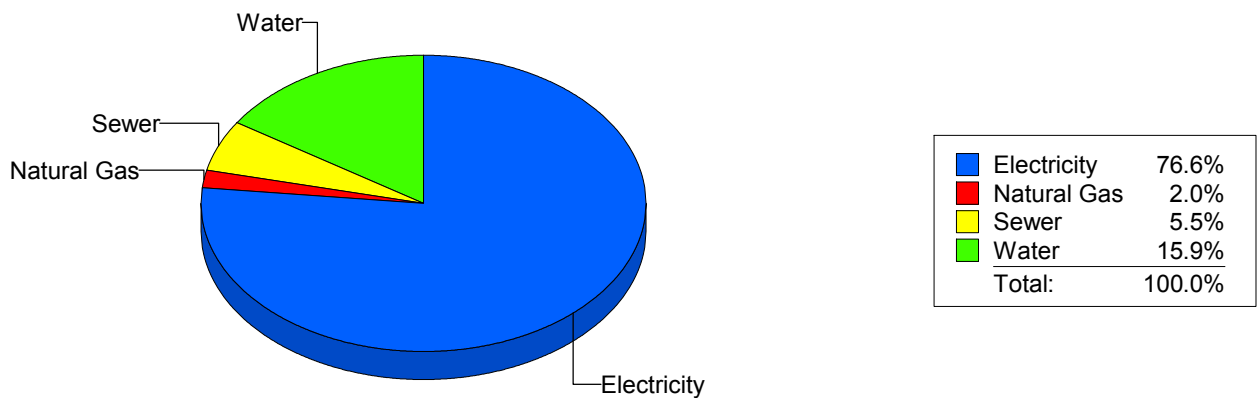
Cost Avoidance Program

Cost Summary Graph

Grouped by Energy Type

Energy Type	Use	Units	Meter Cost	Special Charges	Total Cost	Avg Unit Cost	% of Total Cost
Site: ROBERTS ELEMENTARY - ROBERTS ELEMENTARY							
Electricity	38,294	KWH	\$5,454.44	\$0.00	\$5,454.44	0.1424	76.57%
Natural Gas	137	CCF	\$143.24	\$0.00	\$143.24	1.0455	2.01%
Water	473	CCF	\$1,130.79	\$0.00	\$1,130.79	2.3907	15.87%
Sewer	195	CCF	\$395.37	\$0.00	\$395.37	2.0275	5.55%
Total Cost:			\$7,123.84	\$0.00	\$7,123.84		

For ROBERTS
ELEMENTARY



Filters: Cost Center Name Not Equal To DoNotReport; Billing Period Equal To 201008

elpaso

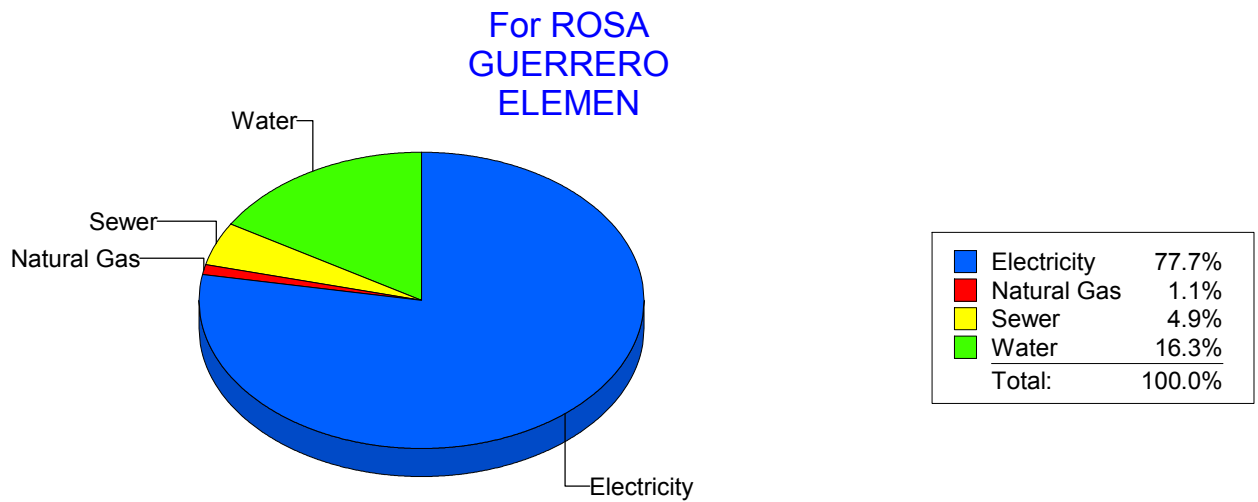
Energy CAP

Cost Avoidance Program

Cost Summary Graph

Grouped by Energy Type

Energy Type	Use	Units	Meter Cost	Special Charges	Total Cost	Avg Unit Cost	% of Total Cost
Site: ROSA GUERRERO ELEMEN - ROSA GUERRERO ELEMEN							
Electricity	44,460	KWH	\$6,177.60	\$0.00	\$6,177.60	0.1389	77.73%
Natural Gas	36	CCF	\$86.92	\$0.00	\$86.92	2.4144	1.09%
Water	915	CCF	\$1,294.74	\$0.00	\$1,294.74	1.4150	16.29%
Sewer	141	CCF	\$387.92	\$0.00	\$387.92	2.7512	4.88%
Total Cost:			\$7,947.18	\$0.00	\$7,947.18		



Filters: Cost Center Name Not Equal To DoNotReport; Billing Period Equal To 201008

el Paso

Energy CAP

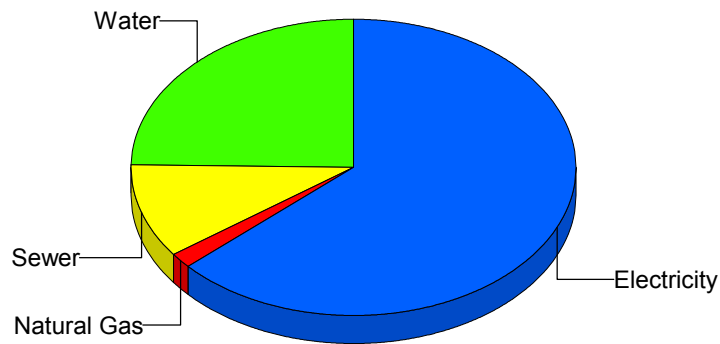
Cost Avoidance Program

Cost Summary Graph

Grouped by Energy Type

Energy Type	Use	Units	Meter Cost	Special Charges	Total Cost	Avg Unit Cost	% of Total Cost
Site: ROSS MIDDLE SCHOOL - ROSS MIDDLE SCHOOL							
Electricity	61,843	KWH	\$8,732.95	\$0.00	\$8,732.95	0.1412	63.33%
Natural Gas	326	CCF	\$239.84	\$0.00	\$239.84	0.7357	1.74%
Water	1,915	CCF	\$3,426.49	\$0.00	\$3,426.49	1.7893	24.85%
Sewer	987	CCF	\$1,391.10	\$0.00	\$1,391.10	1.4094	10.09%
Total Cost:			\$13,790.38	\$0.00	\$13,790.38		

For ROSS
MIDDLE
SCHOOL



Electricity	63.3%
Natural Gas	1.7%
Sewer	10.1%
Water	24.8%
Total:	100.0%

Filters: Cost Center Name Not Equal To DoNotReport; Billing Period Equal To 201008

elpaso

Energy CAP

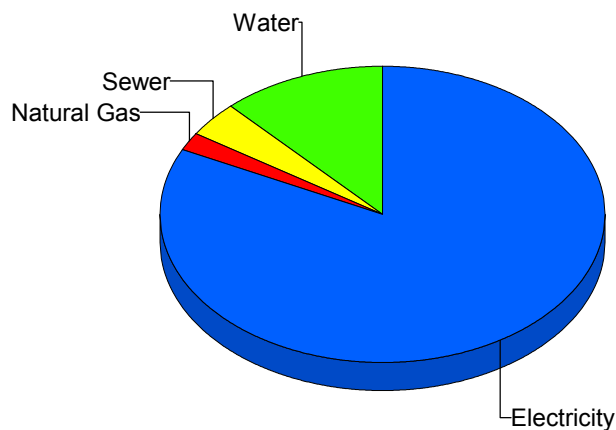
Cost Avoidance Program

Cost Summary Graph

Grouped by Energy Type

Energy Type	Use	Units	Meter Cost	Special Charges	Total Cost	Avg Unit Cost	% of Total Cost
Site: RUSK ELEMENTARY - RUSK ELEMENTARY							
Electricity	26,355	KWH	\$3,884.79	\$0.00	\$3,884.79	0.1474	82.30%
Natural Gas	44	CCF	\$91.15	\$0.00	\$91.15	2.0716	1.93%
Water	229	CCF	\$557.48	\$0.00	\$557.48	2.4344	11.81%
Sewer	90	CCF	\$186.65	\$0.00	\$186.65	2.0739	3.95%
Total Cost:			\$4,720.07	\$0.00	\$4,720.07		

For RUSK
ELEMENTARY



Electricity	82.3%
Natural Gas	1.9%
Sewer	4.0%
Water	11.8%
Total:	100.0%

Filters: Cost Center Name Not Equal To DoNotReport; Billing Period Equal To 201008

el Paso

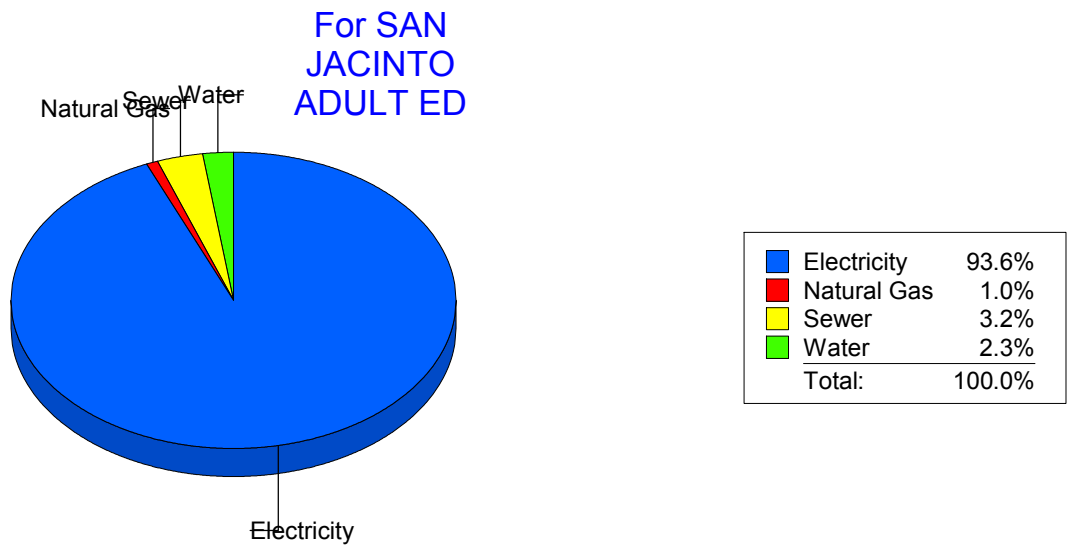
Energy CAP

Cost Avoidance Program

Cost Summary Graph

Grouped by Energy Type

Energy Type	Use	Units	Meter Cost	Special Charges	Total Cost	Avg Unit Cost	% of Total Cost
Site: SAN JACINTO ADULT ED - SAN JACINTO ADULT ED							
Electricity	19,500	KWH	\$3,232.19	\$0.00	\$3,232.19	0.1658	93.59%
Natural Gas	0	CCF	\$33.38	\$0.00	\$33.38	0.0000	0.97%
Water	11	CCF	\$78.58	\$0.00	\$78.58	7.1436	2.28%
Sewer	37	CCF	\$109.23	\$0.00	\$109.23	2.9522	3.16%
Total Cost:			\$3,453.38	\$0.00	\$3,453.38		



Filters: Cost Center Name Not Equal To DoNotReport; Billing Period Equal To 201008

elpaso

Energy CAP

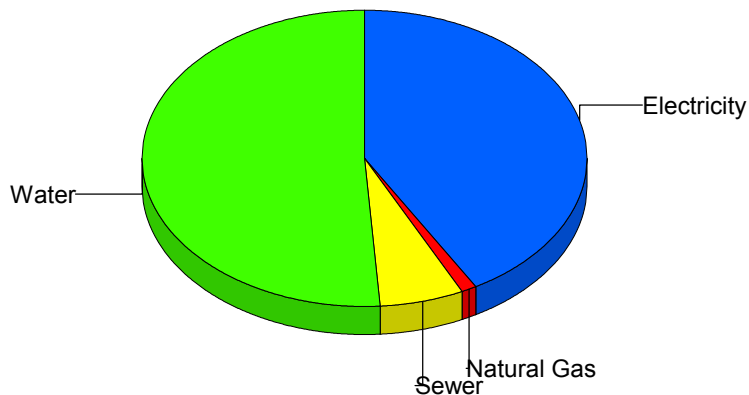
Cost Avoidance Program

Cost Summary Graph

Grouped by Energy Type

Energy Type	Use	Units	Meter Cost	Special Charges	Total Cost	Avg Unit Cost	% of Total Cost
Site: SCHUSTER ELEMENTARY - SCHUSTER ELEMENTARY							
Electricity	15,360	KWH	\$1,959.25	\$0.00	\$1,959.25	0.1276	41.65%
Natural Gas	38	CCF	\$54.44	\$0.00	\$54.44	1.4326	1.16%
Water	742	CCF	\$2,408.97	\$0.00	\$2,408.97	3.2466	51.20%
Sewer	173	CCF	\$281.95	\$0.00	\$281.95	1.6298	5.99%
Total Cost:			\$4,704.61	\$0.00	\$4,704.61		

For
SCHUSTER
ELEMENTARY



Electricity	41.6%
Natural Gas	1.2%
Sewer	6.0%
Water	51.2%
Total:	100.0%

Filters: Cost Center Name Not Equal To DoNotReport; Billing Period Equal To 201008

elpaso

Energy CAP

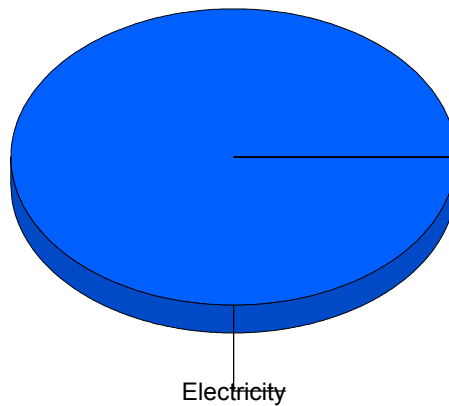
Cost Avoidance Program

Cost Summary Graph

Grouped by Energy Type

Energy Type	Use	Units	Meter Cost	Special Charges	Total Cost	Avg Unit Cost	% of Total Cost
Site: SKYPARK - SKY PARK							
Electricity	3,259 KWH		\$477.84	\$0.00	\$477.84	0.1466	100.00%
Total Cost:			\$477.84	\$0.00	\$477.84		

For SKY PARK



■ Electricity	100.0%
Total:	100.0%

Filters: Cost Center Name Not Equal To DoNotReport; Billing Period Equal To 201008

elpaso

Energy CAP

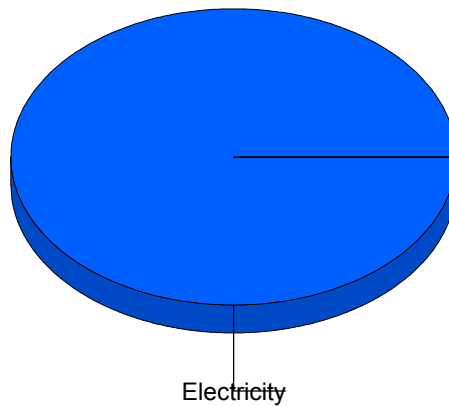
Cost Avoidance Program

Cost Summary Graph

Grouped by Energy Type

Energy Type	Use	Units	Meter Cost	Special Charges	Total Cost	Avg Unit Cost	% of Total Cost
Site: SKYPARKIB1 - SKY PARK I B1							
Electricity	2,883 KWH		\$717.05	\$0.00	\$717.05	0.2487	100.00%
Total Cost:			\$717.05	\$0.00	\$717.05		

For SKY PARK
I B1



■ Electricity	100.0%
Total:	100.0%

Filters: Cost Center Name Not Equal To DoNotReport; Billing Period Equal To 201008

elpaso

Energy CAP

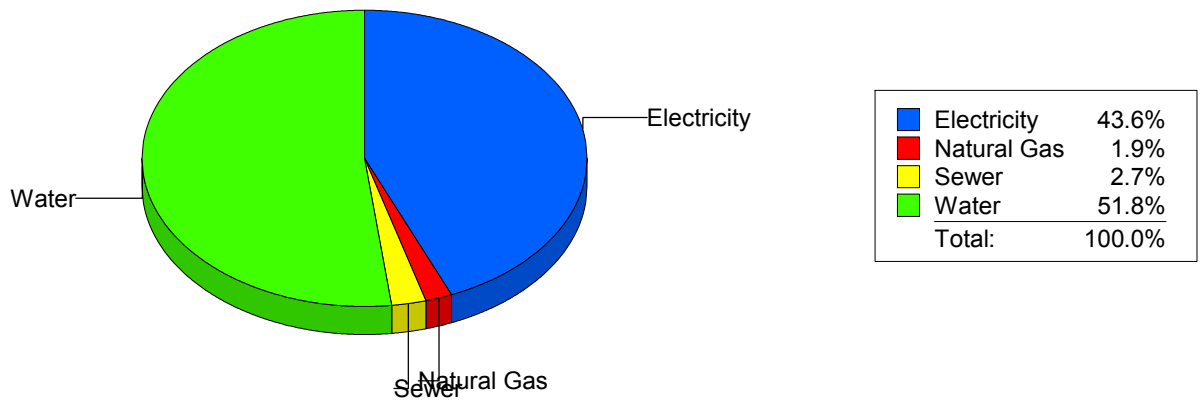
Cost Avoidance Program

Cost Summary Graph

Grouped by Energy Type

Energy Type	Use	Units	Meter Cost	Special Charges	Total Cost	Avg Unit Cost	% of Total Cost
Site: STANTON ELEMENTARY - STANTON ELEMENTARY							
Electricity	24,441	KWH	\$3,864.54	\$0.00	\$3,864.54	0.1581	43.64%
Natural Gas	168	CCF	\$167.47	\$0.00	\$167.47	0.9968	1.89%
Water	1,066	CCF	\$4,588.45	\$0.00	\$4,588.45	4.3044	51.82%
Sewer	97	CCF	\$234.91	\$0.00	\$234.91	2.4218	2.65%
Total Cost:			\$8,855.37	\$0.00	\$8,855.37		

For STANTON
ELEMENTARY



Filters: Cost Center Name Not Equal To DoNotReport; Billing Period Equal To 201008

elpaso

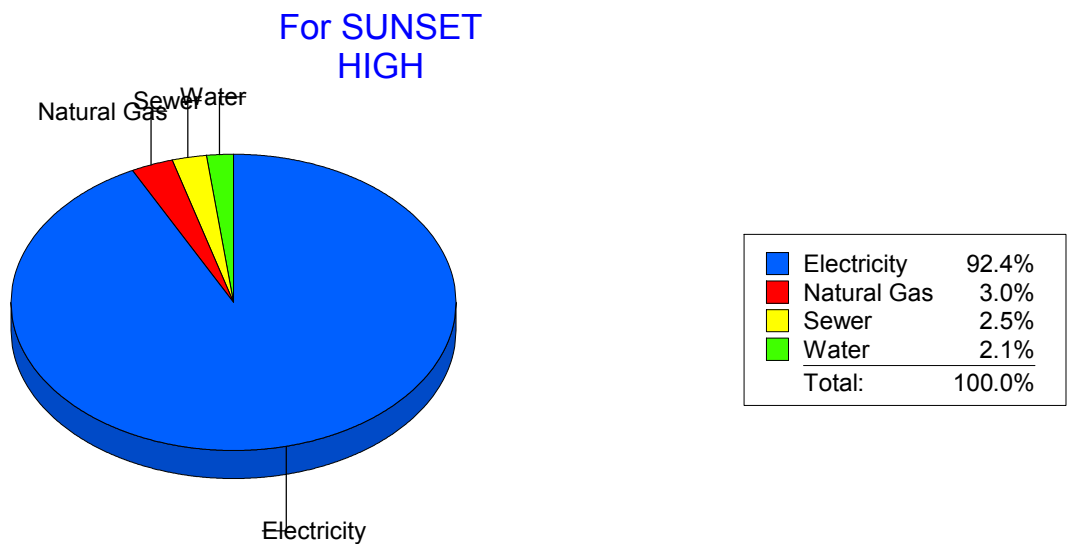
Energy CAP

Cost Avoidance Program

Cost Summary Graph

Grouped by Energy Type

Energy Type	Use	Units	Meter Cost	Special Charges	Total Cost	Avg Unit Cost	% of Total Cost
Site: SUNSET HIGH - SUNSET HIGH							
Electricity	25,880	KWH	\$3,204.87	\$0.00	\$3,204.87	0.1238	92.43%
Natural Gas	124	CCF	\$104.92	\$0.00	\$104.92	0.8461	3.03%
Water	6	CCF	\$71.33	\$0.00	\$71.33	11.8883	2.06%
Sewer	19	CCF	\$86.37	\$0.00	\$86.37	4.5458	2.49%
Total Cost:			\$3,467.49	\$0.00	\$3,467.49		



Filters: Cost Center Name Not Equal To DoNotReport; Billing Period Equal To 201008

elpaso

Energy CAP

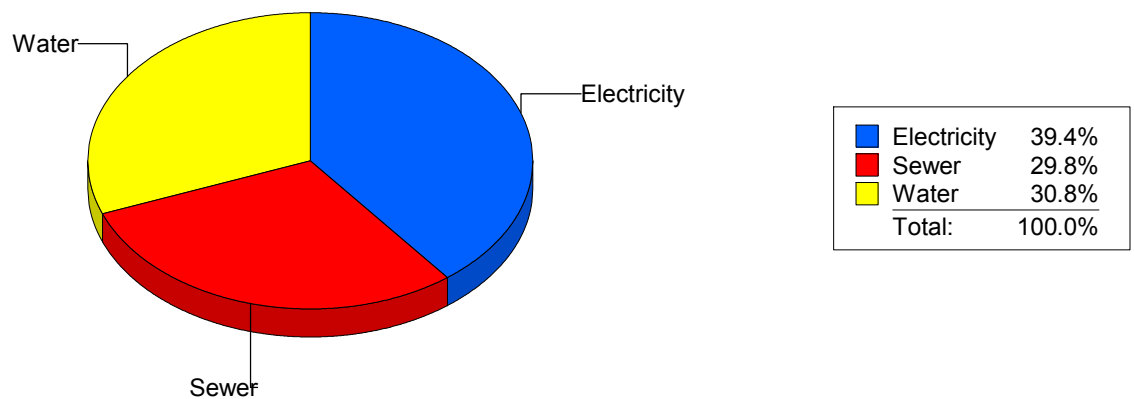
Cost Avoidance Program

Cost Summary Graph

Grouped by Energy Type

Energy Type	Use	Units	Meter Cost	Special Charges	Total Cost	Avg Unit Cost	% of Total Cost
Site: 000 - Tennis Center							
Electricity		48 KWH	\$84.01	\$0.00	\$84.01	1.7502	39.43%
Water		2 CCF	\$65.53	\$0.00	\$65.53	32.7650	30.76%
Sewer		1 CCF	\$63.51	\$0.00	\$63.51	63.5100	29.81%
Total Cost:			\$213.05	\$0.00	\$213.05		

For Tennis Center



Filters: Cost Center Name Not Equal To DoNotReport; Billing Period Equal To 201008

elpaso

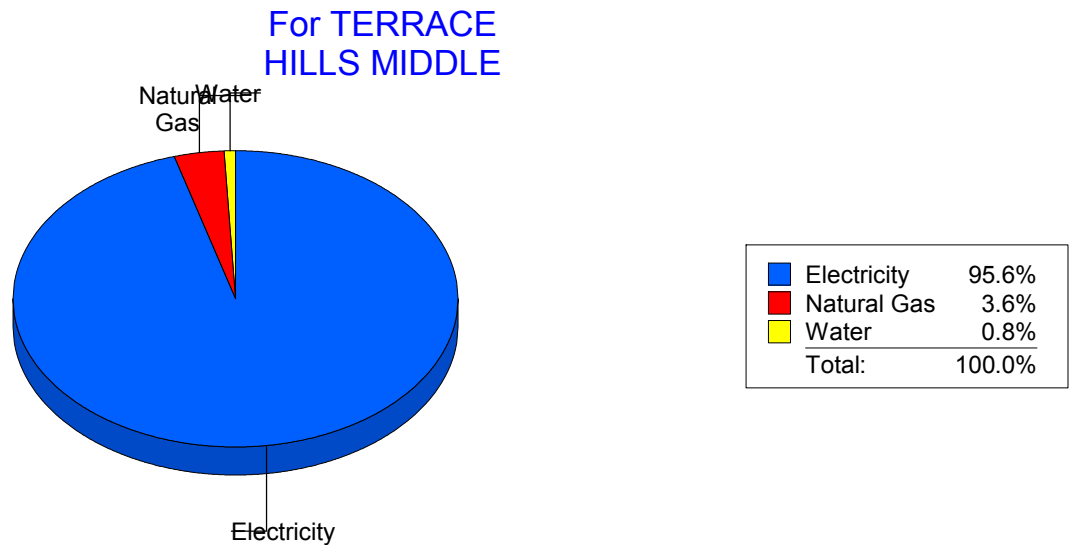
Energy CAP

Cost Avoidance Program

Cost Summary Graph

Grouped by Energy Type

Energy Type	Use	Units	Meter Cost	Special Charges	Total Cost	Avg Unit Cost	% of Total Cost
Site: TERRACE HILLS MIDDLE - TERRACE HILLS MIDDLE							
Electricity	31,650	KWH	\$4,303.67	\$0.00	\$4,303.67	0.1360	95.57%
Natural Gas	170	CCF	\$163.25	\$0.00	\$163.25	0.9603	3.63%
Water	0	CCF	\$36.36	\$0.00	\$36.36	0.0000	0.81%
Total Cost:			\$4,503.28	\$0.00	\$4,503.28		



Filters: Cost Center Name Not Equal To DoNotReport; Billing Period Equal To 201008

elpaso

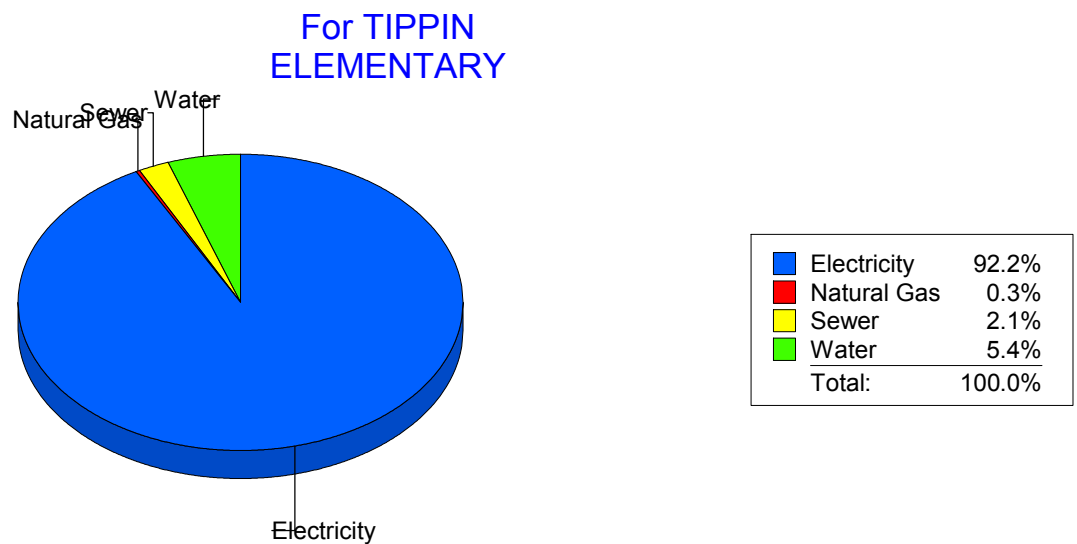
Energy CAP

Cost Avoidance Program

Cost Summary Graph

Grouped by Energy Type

Energy Type	Use	Units	Meter Cost	Special Charges	Total Cost	Avg Unit Cost	% of Total Cost
Site: TIPPIN - TIPPIN ELEMENTARY							
Electricity	78,240	KWH	\$12,050.61	\$0.00	\$12,050.61	0.1540	92.19%
Natural Gas	16	CCF	\$42.25	\$0.00	\$42.25	2.6406	0.32%
Water	167	CCF	\$699.89	\$0.00	\$699.89	4.1910	5.35%
Sewer	111	CCF	\$278.58	\$0.00	\$278.58	2.5097	2.13%
Total Cost:			\$13,071.33	\$0.00	\$13,071.33		



Filters: Cost Center Name Not Equal To DoNotReport; Billing Period Equal To 201008

elpaso

Energy CAP

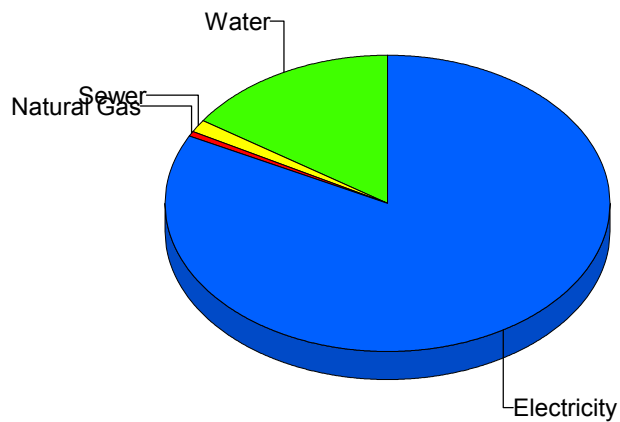
Cost Avoidance Program

Cost Summary Graph

Grouped by Energy Type

Energy Type	Use	Units	Meter Cost	Special Charges	Total Cost	Avg Unit Cost	% of Total Cost
Site: TOMLEA - TOM LEA							
Electricity	92,280	KWH	\$12,218.96	\$0.00	\$12,218.96	0.1324	82.62%
Natural Gas	58	CCF	\$65.52	\$0.00	\$65.52	1.1297	0.44%
Water	672	CCF	\$2,285.80	\$0.00	\$2,285.80	3.4015	15.46%
Sewer	64	CCF	\$218.89	\$0.00	\$218.89	3.4202	1.48%
Total Cost:			\$14,789.17	\$0.00	\$14,789.17		

For TOM LEA



Electricity	82.6%
Natural Gas	0.4%
Sewer	1.5%
Water	15.5%
Total:	100.0%

Filters: Cost Center Name Not Equal To DoNotReport; Billing Period Equal To 201008

elpaso

Energy CAP

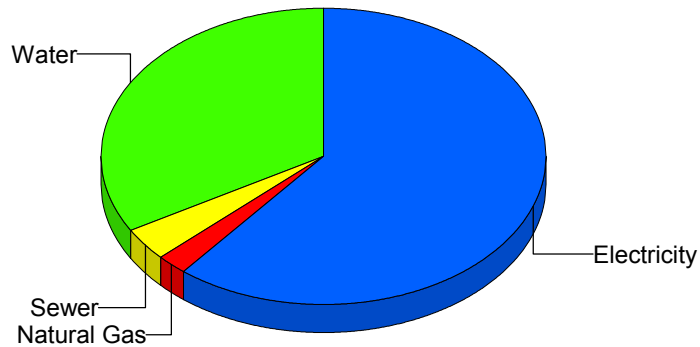
Cost Avoidance Program

Cost Summary Graph

Grouped by Energy Type

Energy Type	Use	Units	Meter Cost	Special Charges	Total Cost	Avg Unit Cost	% of Total Cost
Site: TRAVIS ELEMENTARY SC - TRAVIS ELEMENTARY SC							
Electricity	29,901	KWH	\$4,110.26	\$0.00	\$4,110.26	0.1375	60.96%
Natural Gas	131	CCF	\$141.07	\$0.00	\$141.07	1.0769	2.09%
Water	608	CCF	\$2,255.18	\$0.00	\$2,255.18	3.7092	33.45%
Sewer	98	CCF	\$236.18	\$0.00	\$236.18	2.4100	3.50%
Total Cost:			\$6,742.69	\$0.00	\$6,742.69		

For TRAVIS
ELEMENTARY
SC



Electricity	61.0%
Natural Gas	2.1%
Sewer	3.5%
Water	33.4%
Total:	100.0%

Filters: Cost Center Name Not Equal To DoNotReport; Billing Period Equal To 201008

elpaso

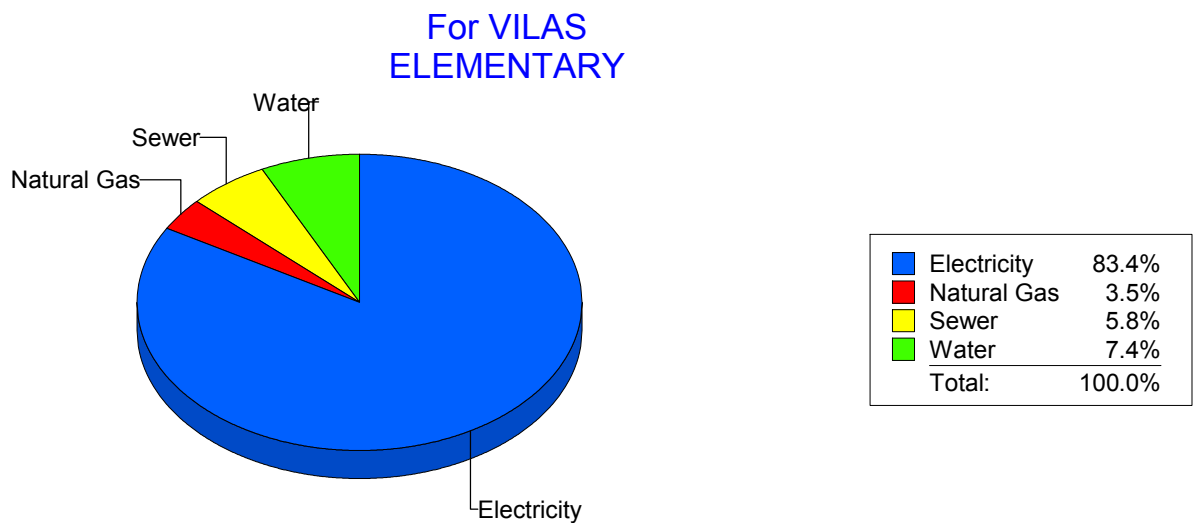
Energy CAP

Cost Avoidance Program

Cost Summary Graph

Grouped by Energy Type

Energy Type	Use	Units	Meter Cost	Special Charges	Total Cost	Avg Unit Cost	% of Total Cost
Site: VILAS ELEMENTARY - VILAS ELEMENTARY							
Electricity	43,115	KWH	\$6,355.34	\$0.00	\$6,355.34	0.1474	83.41%
Natural Gas	215	CCF	\$265.33	\$0.00	\$265.33	1.2341	3.48%
Water	142	CCF	\$560.42	\$0.00	\$560.42	3.9466	7.36%
Sewer	141	CCF	\$438.14	\$0.00	\$438.14	3.1074	5.75%
Total Cost:			\$7,619.23	\$0.00	\$7,619.23		



Filters: Cost Center Name Not Equal To DoNotReport; Billing Period Equal To 201008

elpaso

Energy CAP

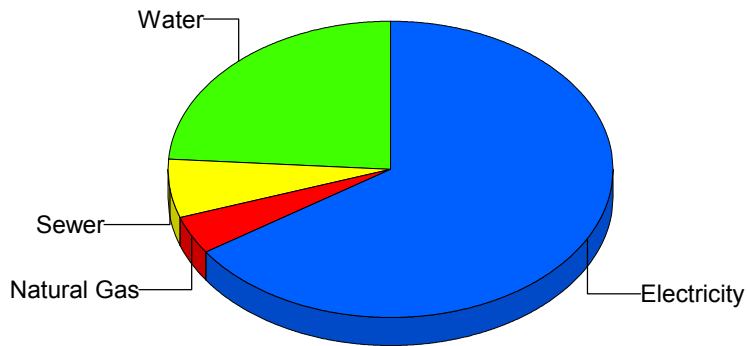
Cost Avoidance Program

Cost Summary Graph

Grouped by Energy Type

Energy Type	Use	Units	Meter Cost	Special Charges	Total Cost	Avg Unit Cost	% of Total Cost
Site: WAINWRIGHT ELEMENTAR - WAINWRIGHT ELEMENTAR							
Electricity	12,011	KWH	\$1,540.38	\$0.00	\$1,540.38	0.1282	65.48%
Natural Gas	0	CCF	\$100.14	\$0.00	\$100.14	0.0000	4.26%
Water	104	CCF	\$563.24	\$0.00	\$563.24	5.4158	23.94%
Sewer	11	CCF	\$148.56	\$0.00	\$148.56	13.5055	6.32%
Total Cost:			\$2,352.32	\$0.00	\$2,352.32		

For
WAINWRIGHT
ELEMENTAR



Electricity	65.5%
Natural Gas	4.3%
Sewer	6.3%
Water	23.9%
Total:	100.0%

Filters: Cost Center Name Not Equal To DoNotReport; Billing Period Equal To 201008

elpaso

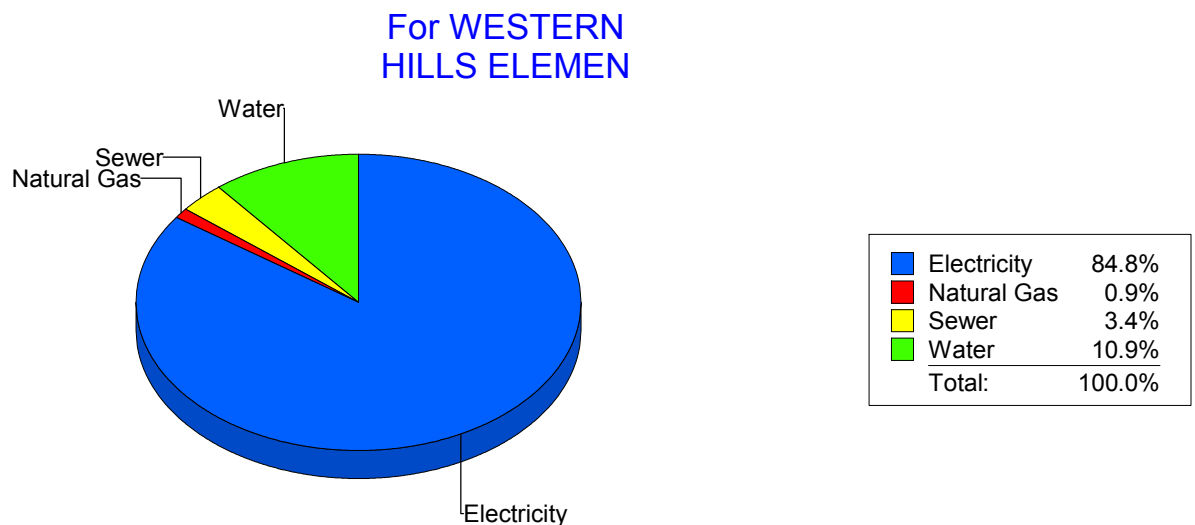
Energy CAP

Cost Avoidance Program

Cost Summary Graph

Grouped by Energy Type

Energy Type	Use	Units	Meter Cost	Special Charges	Total Cost	Avg Unit Cost	% of Total Cost
Site: WESTERN HILLS ELEMEN - WESTERN HILLS ELEMEN							
Electricity	71,040	KWH	\$10,397.53	\$0.00	\$10,397.53	0.1464	84.84%
Natural Gas	129	CCF	\$108.18	\$0.00	\$108.18	0.8386	0.88%
Water	785	CCF	\$1,330.40	\$0.00	\$1,330.40	1.6948	10.86%
Sewer	120	CCF	\$418.94	\$0.00	\$418.94	3.4912	3.42%
Total Cost:			\$12,255.05	\$0.00	\$12,255.05		



Filters: Cost Center Name Not Equal To DoNotReport; Billing Period Equal To 201008

el Paso

Energy CAP

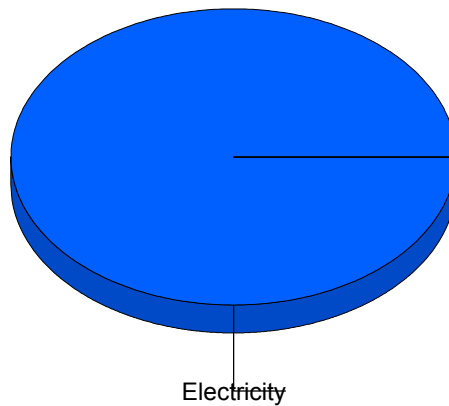
Cost Avoidance Program

Cost Summary Graph

Grouped by Energy Type

Energy Type	Use	Units	Meter Cost	Special Charges	Total Cost	Avg Unit Cost	% of Total Cost
Site: WESTSIDE TRANSPORTAT - WESTSIDE TRANSPORTAT							
Electricity	1,644	KWH	\$220.56	\$0.00	\$220.56	0.1342	100.00%
Total Cost:			\$220.56	\$0.00	\$220.56		

For WESTSIDE
TRANSPORTAT



■ Electricity	100.0%
Total:	100.0%

Filters: Cost Center Name Not Equal To DoNotReport; Billing Period Equal To 201008

elpaso

Energy CAP

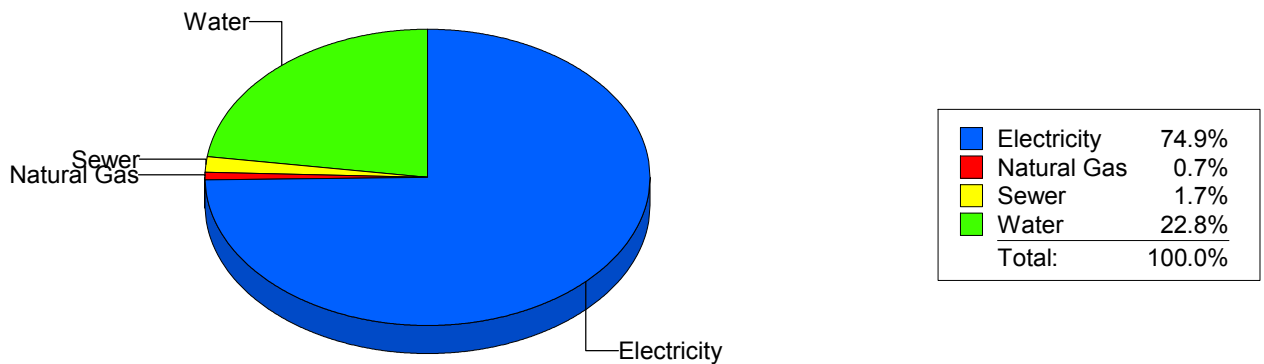
Cost Avoidance Program

Cost Summary Graph

Grouped by Energy Type

Energy Type	Use	Units	Meter Cost	Special Charges	Total Cost	Avg Unit Cost	% of Total Cost
Site: WHITAKER ELEMENTARY - WHITAKER ELEMENTARY							
Electricity	81,840	KWH	\$11,467.08	\$0.00	\$11,467.08	0.1401	74.86%
Natural Gas	129	CCF	\$108.18	\$0.00	\$108.18	0.8386	0.71%
Water	1,750	CCF	\$3,485.31	\$0.00	\$3,485.31	1.9916	22.75%
Sewer	95	CCF	\$258.26	\$0.00	\$258.26	2.7185	1.69%
Total Cost:			\$15,318.83	\$0.00	\$15,318.83		

For WHITAKER
ELEMENTARY



Filters: Cost Center Name Not Equal To DoNotReport; Billing Period Equal To 201008

elpaso

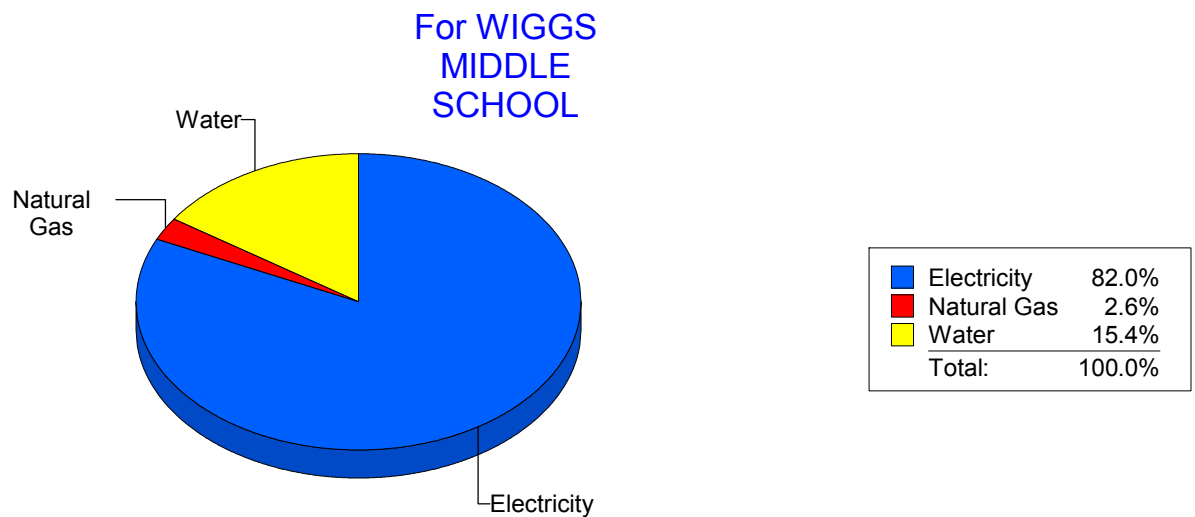
Energy CAP

Cost Avoidance Program

Cost Summary Graph

Grouped by Energy Type

Energy Type	Use	Units	Meter Cost	Special Charges	Total Cost	Avg Unit Cost	% of Total Cost
Site: WIGGS MIDDLE SCHOOL - WIGGS MIDDLE SCHOOL							
Electricity	55,060	KWH	\$7,333.32	\$0.00	\$7,333.32	0.1332	81.97%
Natural Gas	314	CCF	\$231.82	\$0.00	\$231.82	0.7383	2.59%
Water	492	CCF	\$1,381.52	\$0.00	\$1,381.52	2.8080	15.44%
Total Cost:			\$8,946.66	\$0.00	\$8,946.66		



Filters: Cost Center Name Not Equal To DoNotReport; Billing Period Equal To 201008

elpaso

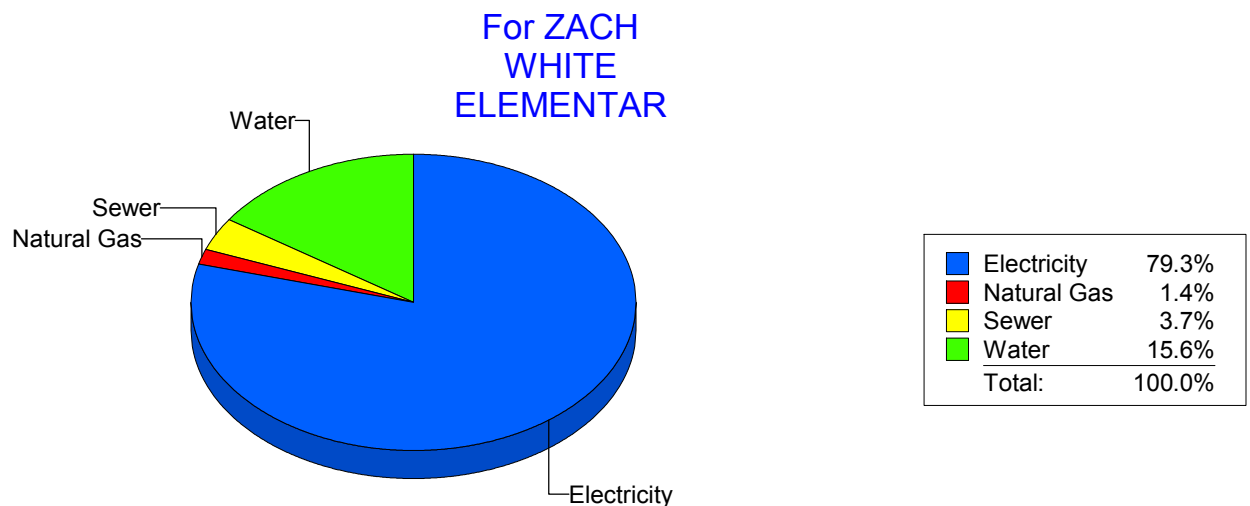
Energy CAP

Cost Avoidance Program

Cost Summary Graph

Grouped by Energy Type

Energy Type	Use	Units	Meter Cost	Special Charges	Total Cost	Avg Unit Cost	% of Total Cost
Site: ZACH WHITE ELEMENTAR - ZACH WHITE ELEMENTAR							
Electricity	62,700	KWH	\$8,532.54	\$0.00	\$8,532.54	0.1361	79.26%
Natural Gas	150	CCF	\$155.58	\$0.00	\$155.58	1.0372	1.45%
Water	570	CCF	\$1,674.71	\$0.00	\$1,674.71	2.9381	15.56%
Sewer	111	CCF	\$403.06	\$0.00	\$403.06	3.6312	3.74%
Total Cost:			\$10,765.89	\$0.00	\$10,765.89		



Filters: Cost Center Name Not Equal To DoNotReport; Billing Period Equal To 201008

elpaso

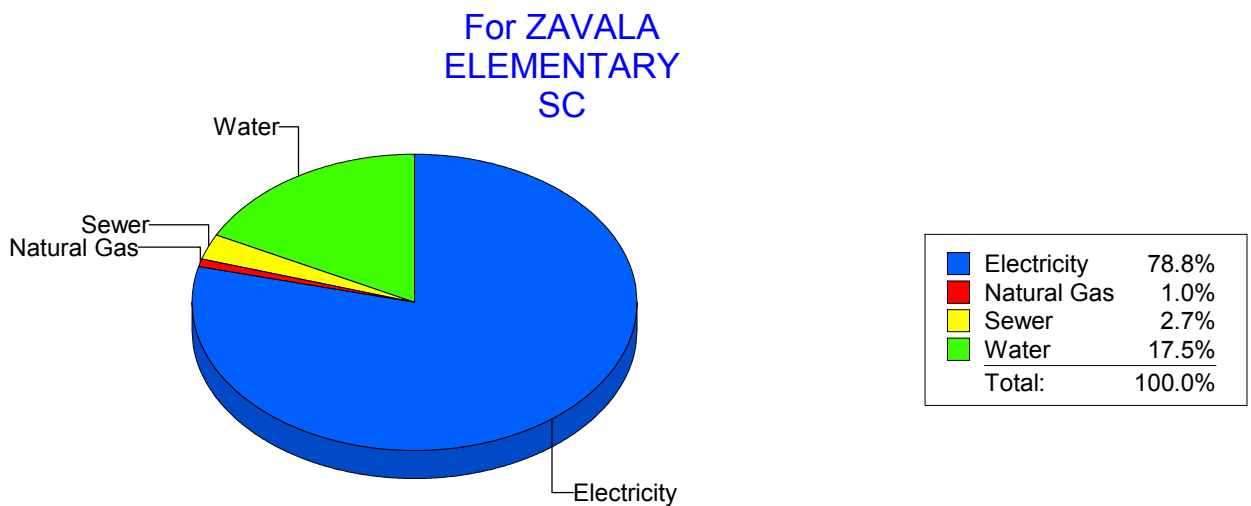
Energy CAP

Cost Avoidance Program

Cost Summary Graph

Grouped by Energy Type

Energy Type	Use	Units	Meter Cost	Special Charges	Total Cost	Avg Unit Cost	% of Total Cost
Site: ZAVALA ELEMENTARY SC - ZAVALA ELEMENTARY SC							
Electricity	32,753	KWH	\$3,613.40	\$0.00	\$3,613.40	0.1103	78.83%
Natural Gas	22	CCF	\$45.57	\$0.00	\$45.57	2.0714	0.99%
Water	206	CCF	\$802.92	\$0.00	\$802.92	3.8977	17.52%
Sewer	47	CCF	\$121.93	\$0.00	\$121.93	2.5943	2.66%
Total Cost:			\$4,583.82	\$0.00	\$4,583.82		



Filters: Cost Center Name Not Equal To DoNotReport; Billing Period Equal To 201008

elpaso

Energy CAP

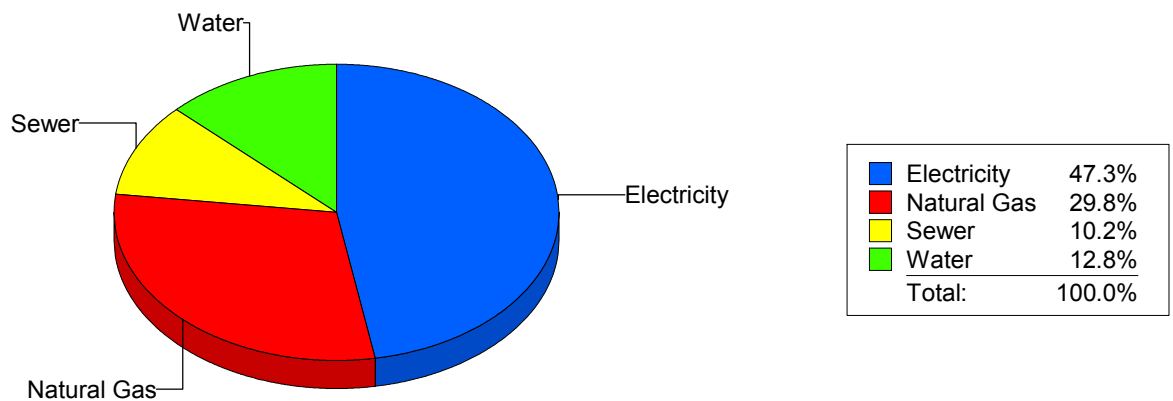
Cost Avoidance Program

Cost Summary Graph

Grouped by Energy Type

Energy Type	Use	Units	Meter Cost	Special Charges	Total Cost	Avg Unit Cost	% of Total Cost
Site: ZUNI COTTAGES - ZUNI COTTAGES							
Electricity		656 KWH	\$105.88	\$0.00	\$105.88	0.1614	47.26%
Natural Gas		0 CCF	\$66.76	\$0.00	\$66.76	0.0000	29.80%
Water		5 CCF	\$28.65	\$0.00	\$28.65	5.7300	12.79%
Sewer		2 CCF	\$22.76	\$0.00	\$22.76	11.3800	10.16%
Total Cost:			\$224.05	\$0.00	\$224.05		

For ZUNI COTTAGES



Filters: Cost Center Name Not Equal To DoNotReport; Billing Period Equal To 201008

elpaso

Energy CAP

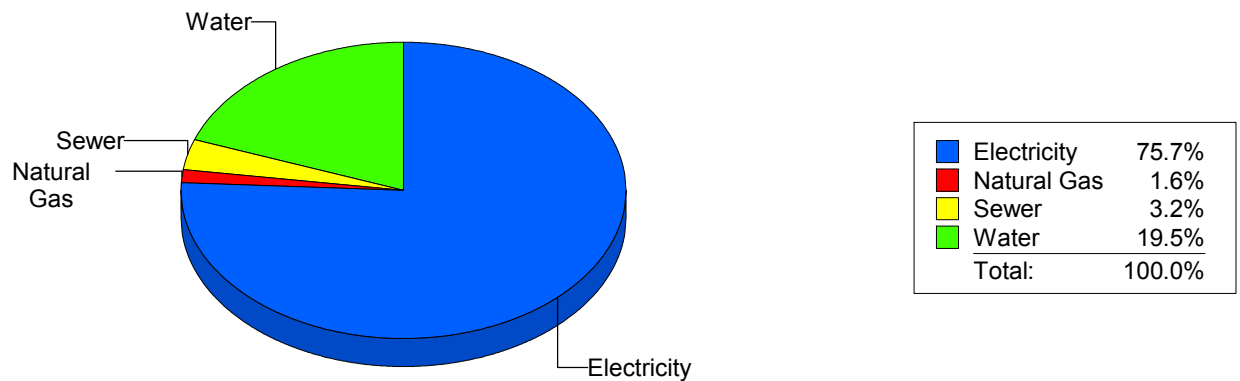
Cost Avoidance Program

Cost Summary Graph

Grouped by Energy Type

Energy Type	Use	Units	Meter Cost	Special Charges	Total Cost	Avg Unit Cost	% of Total Cost
All Sites							
Electricity	7,030,654	KWH	\$869,328.85	\$0.00	\$869,328.85	0.1236	75.70%
Natural Gas	19,690	CCF	\$18,106.35	\$0.00	\$18,106.35	0.9196	1.58%
Water	80,190	CCF	\$223,824.08	\$0.00	\$223,824.08	2.7912	19.49%
Sewer	16,471	CCF	\$37,081.48	\$0.00	\$37,081.48	2.2513	3.23%
Total Cost:			\$1,148,340.76	\$0.00	\$1,148,340.76		

For All Sites



Filters: Cost Center Name Not Equal To DoNotReport; Billing Period Equal To 201008