

el Paso

Energy CAP

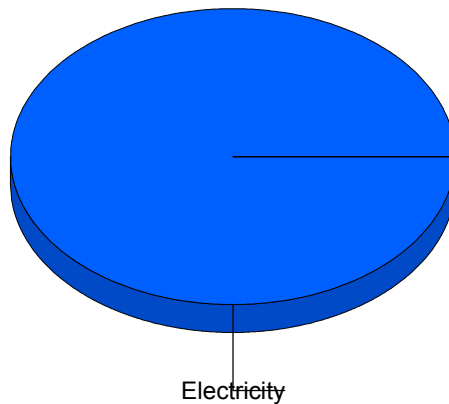
Cost Avoidance Program

Cost Summary Graph

Grouped by Energy Type

Energy Type	Use	Units	Meter Cost	Special Charges	Total Cost	Avg Unit Cost	% of Total Cost
Site: ALAMO ELEMENTARY SCH - ALAMO ELEMENTARY SCH							
Electricity		7,250 KWH	\$856.31	\$0.00	\$856.31	0.1181	100.00%
Total Cost:			\$856.31	\$0.00	\$856.31		

For ALAMO
ELEMENTARY
SCH



■ Electricity	100.0%
Total:	100.0%

Filters: Cost Center Name Not Equal To DoNotReport; Billing Period Equal To 201508All Meter CodesAll Group Names

elpaso

Energy CAP

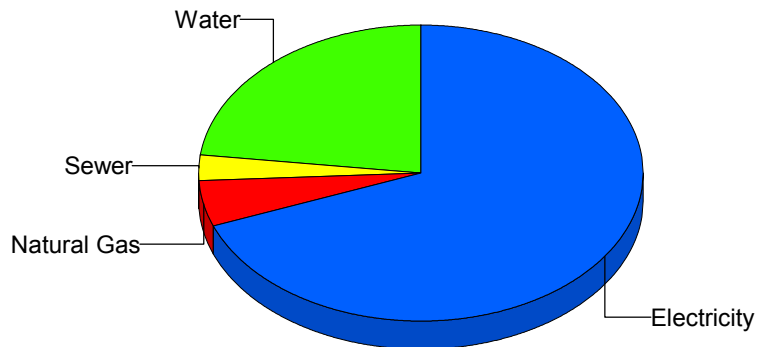
Cost Avoidance Program

Cost Summary Graph

Grouped by Energy Type

Energy Type	Use	Units	Meter Cost	Special Charges	Total Cost	Avg Unit Cost	% of Total Cost
Site: ALTA VISTA ELEMENTAR - ALTA VISTA ELEMENTAR							
Electricity	27,600	KWH	\$4,371.25	\$0.00	\$4,371.25	0.1584	69.06%
Natural Gas	186	CCF	\$329.36	\$0.00	\$329.36	1.7708	5.20%
Water	338	CCF	\$1,464.27	\$0.00	\$1,464.27	4.3322	23.13%
Sewer	64	CCF	\$164.83	\$0.00	\$164.83	2.5755	2.60%
Total Cost:			\$6,329.71	\$0.00	\$6,329.71		

For ALTA
VISTA
ELEMENTAR



Electricity	69.1%
Natural Gas	5.2%
Sewer	2.6%
Water	23.1%
Total:	100.0%

Filters: Cost Center Name Not Equal To DoNotReport; Billing Period Equal To 201508All Meter CodesAll Group Names

elpaso

Energy CAP

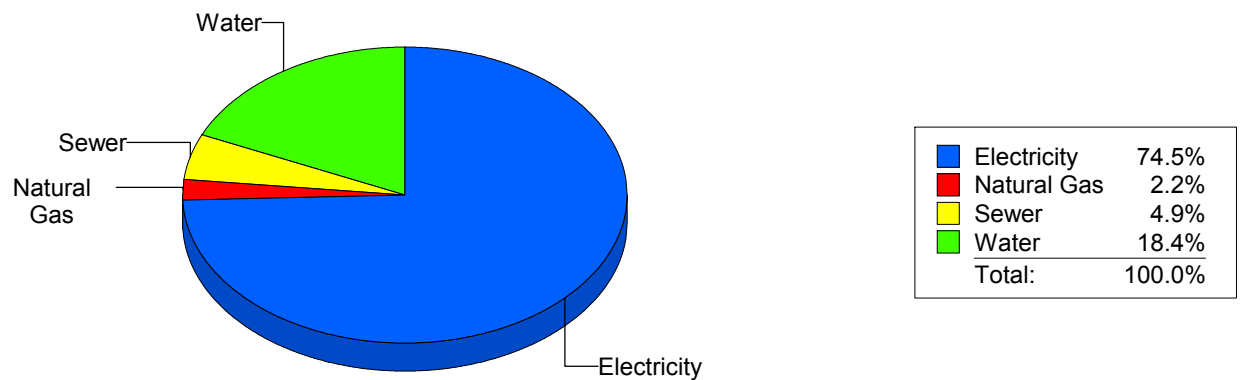
Cost Avoidance Program

Cost Summary Graph

Grouped by Energy Type

Energy Type	Use	Units	Meter Cost	Special Charges	Total Cost	Avg Unit Cost	% of Total Cost
Site: ANDRESS HIGH SCHOOL - ANDRESS HIGH SCHOOL							
Electricity	147,853	KWH	\$17,131.85	\$0.00	\$17,131.85	0.1159	74.50%
Natural Gas	280	CCF	\$500.72	\$0.00	\$500.72	1.7883	2.18%
Water	1,653	CCF	\$4,236.56	\$0.00	\$4,236.56	2.5630	18.42%
Sewer	649	CCF	\$1,127.75	\$0.00	\$1,127.75	1.7377	4.90%
Total Cost:			\$22,996.88	\$0.00	\$22,996.88		

For ANDRESS
HIGH SCHOOL



Filters: Cost Center Name Not Equal To DoNotReport; Billing Period Equal To 201508All Meter CodesAll Group Names

elpaso

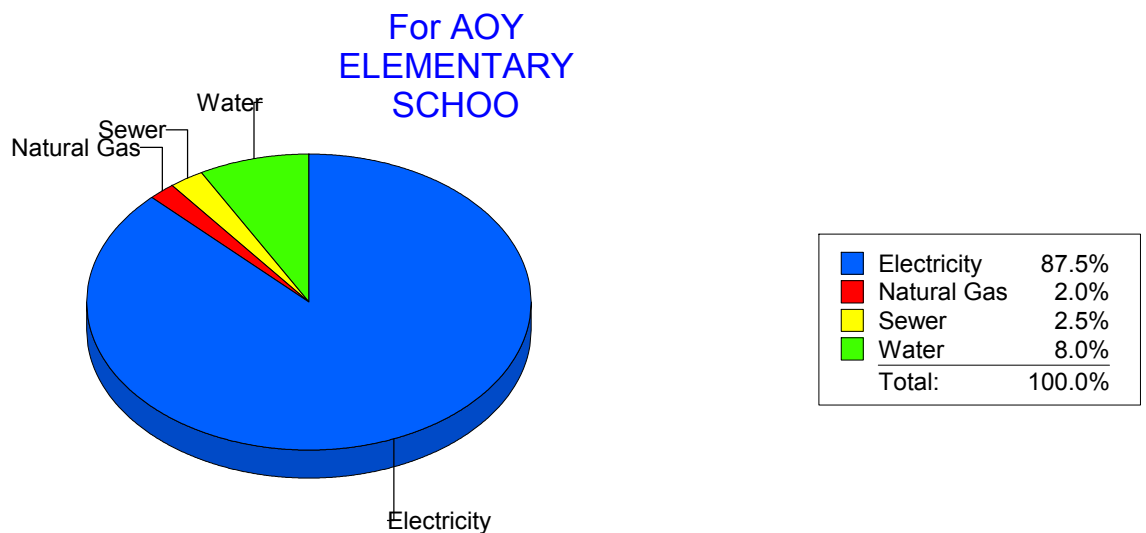
Energy CAP

Cost Avoidance Program

Cost Summary Graph

Grouped by Energy Type

Energy Type	Use	Units	Meter Cost	Special Charges	Total Cost	Avg Unit Cost	% of Total Cost
Site: AOY ELEMENTARY SCHOO - AOY ELEMENTARY SCHOO							
Electricity	106,464	KWH	\$14,437.24	\$0.00	\$14,437.24	0.1356	87.53%
Natural Gas	186	CCF	\$329.36	\$0.00	\$329.36	1.7708	2.00%
Water	302	CCF	\$1,313.08	\$0.00	\$1,313.08	4.3479	7.96%
Sewer	73	CCF	\$414.13	\$0.00	\$414.13	5.6730	2.51%
Total Cost:			\$16,493.81	\$0.00	\$16,493.81		



Filters: Cost Center Name Not Equal To DoNotReport; Billing Period Equal To 201508All Meter CodesAll Group Names

elpaso

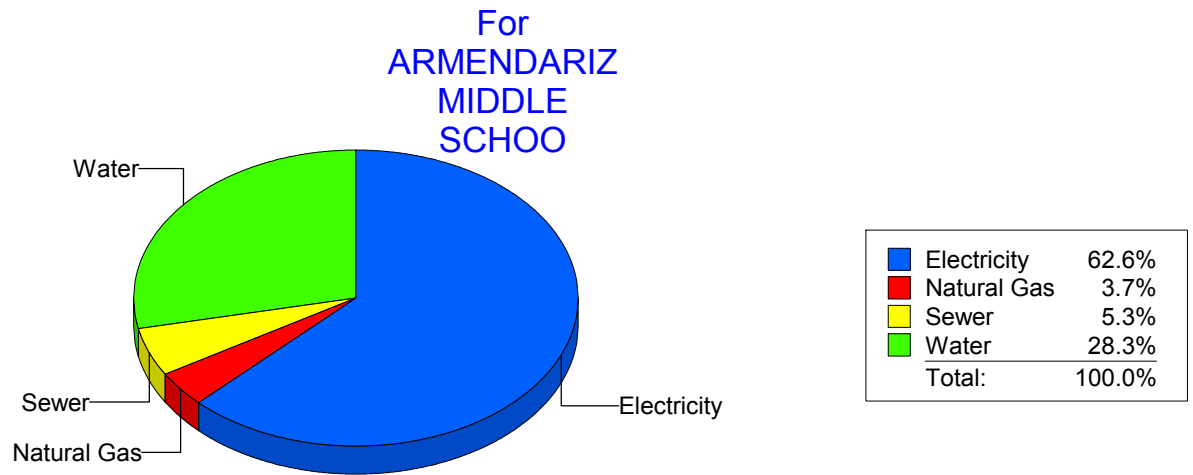
Energy CAP

Cost Avoidance Program

Cost Summary Graph

Grouped by Energy Type

Energy Type	Use	Units	Meter Cost	Special Charges	Total Cost	Avg Unit Cost	% of Total Cost
Site: ARMENDARIZ MIDDLE SCHOO - ARMENDARIZ MIDDLE SCHOO							
Electricity	323	KWH	\$5,766.44	\$0.00	\$5,766.44	17.8528	62.64%
Natural Gas	406	CCF	\$339.95	\$0.00	\$339.95	0.8373	3.69%
Water	995	CCF	\$2,607.66	\$0.00	\$2,607.66	2.6208	28.33%
Sewer	164	CCF	\$491.93	\$0.00	\$491.93	2.9996	5.34%
Total Cost:			\$9,205.98	\$0.00	\$9,205.98		



Filters: Cost Center Name Not Equal To DoNotReport; Billing Period Equal To 201508All Meter CodesAll Group Names

elpaso

Energy CAP

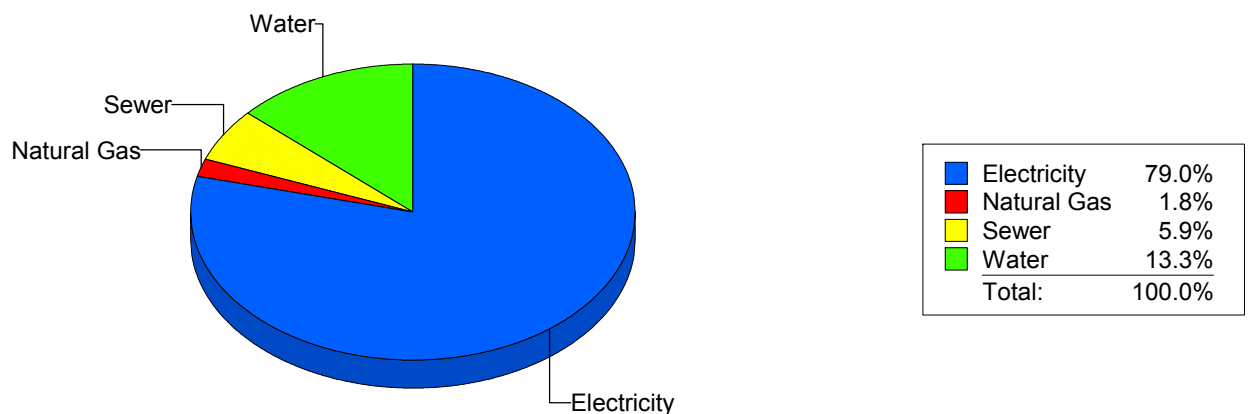
Cost Avoidance Program

Cost Summary Graph

Grouped by Energy Type

Energy Type	Use	Units	Meter Cost	Special Charges	Total Cost	Avg Unit Cost	% of Total Cost
Site: AUSTIN HIGH SCHOOL - AUSTIN HIGH SCHOOL							
Electricity	171,005	KWH	\$20,542.49	\$0.00	\$20,542.49	0.1201	78.95%
Natural Gas	245	CCF	\$480.43	\$0.00	\$480.43	1.9609	1.85%
Water	1,053	CCF	\$3,461.89	\$0.00	\$3,461.89	3.2876	13.31%
Sewer	604	CCF	\$1,534.04	\$0.00	\$1,534.04	2.5398	5.90%
Total Cost:			\$26,018.85	\$0.00	\$26,018.85		

For AUSTIN
HIGH SCHOOL



Filters: Cost Center Name Not Equal To DoNotReport; Billing Period Equal To 201508All Meter CodesAll Group Names

elpaso

Energy CAP

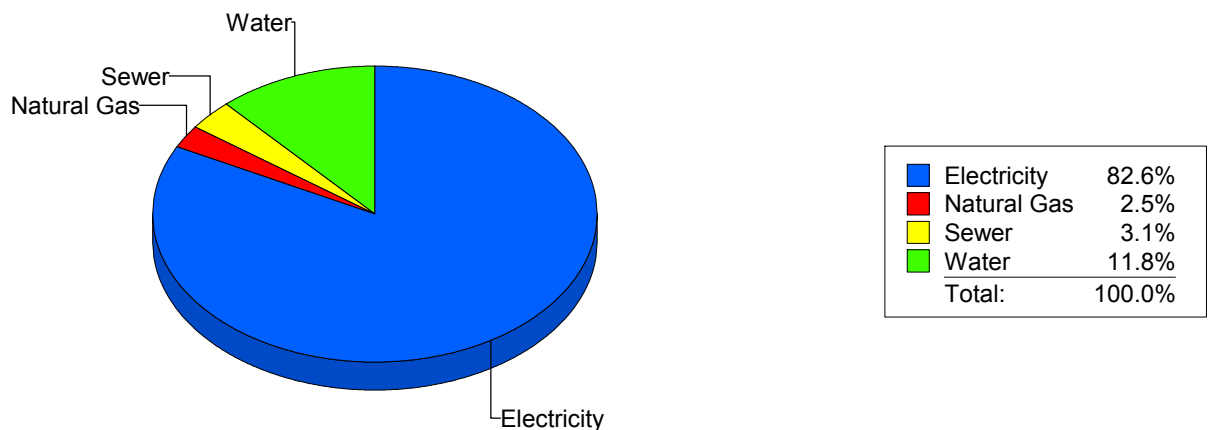
Cost Avoidance Program

Cost Summary Graph

Grouped by Energy Type

Energy Type	Use	Units	Meter Cost	Special Charges	Total Cost	Avg Unit Cost	% of Total Cost
Site: BARRON - BARRON							
Electricity	70,027	KWH	\$9,987.25	\$0.00	\$9,987.25	0.1426	82.61%
Natural Gas	145	CCF	\$305.59	\$0.00	\$305.59	2.1075	2.53%
Water	200	CCF	\$1,421.30	\$0.00	\$1,421.30	7.1065	11.76%
Sewer	68	CCF	\$376.04	\$0.00	\$376.04	5.5300	3.11%
Total Cost:			\$12,090.18	\$0.00	\$12,090.18		

For BARRON



Filters: Cost Center Name Not Equal To DoNotReport; Billing Period Equal To 201508All Meter CodesAll Group Names

elpaso

Energy CAP

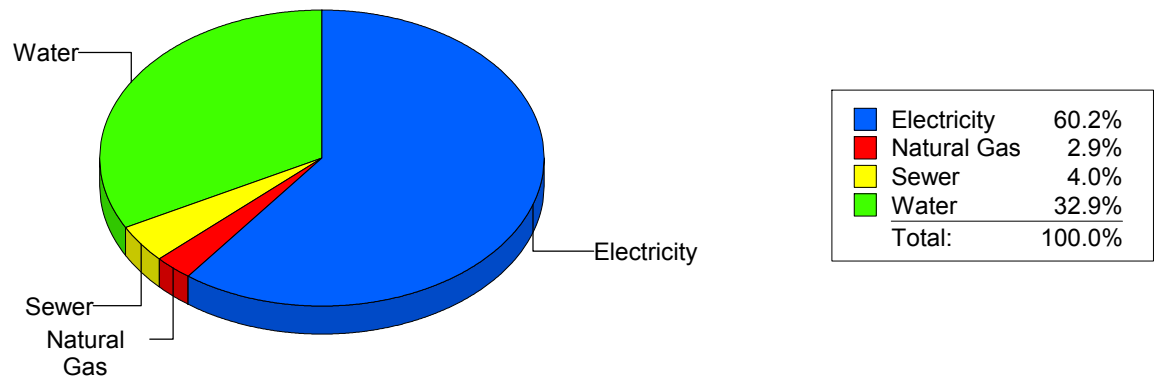
Cost Avoidance Program

Cost Summary Graph

Grouped by Energy Type

Energy Type	Use	Units	Meter Cost	Special Charges	Total Cost	Avg Unit Cost	% of Total Cost
Site: BASSET MIDDLE SCHOOL - BASSET MIDDLE SCHOOL							
Electricity	61,459	KWH	\$8,498.11	\$0.00	\$8,498.11	0.1383	60.23%
Natural Gas	324	CCF	\$409.33	\$0.00	\$409.33	1.2634	2.90%
Water	1,299	CCF	\$4,638.52	\$0.00	\$4,638.52	3.5708	32.87%
Sewer	271	CCF	\$564.53	\$0.00	\$564.53	2.0831	4.00%
Total Cost:			\$14,110.49	\$0.00	\$14,110.49		

For BASSET
MIDDLE
SCHOOL



Filters: Cost Center Name Not Equal To DoNotReport; Billing Period Equal To 201508All Meter CodesAll Group Names

elpaso

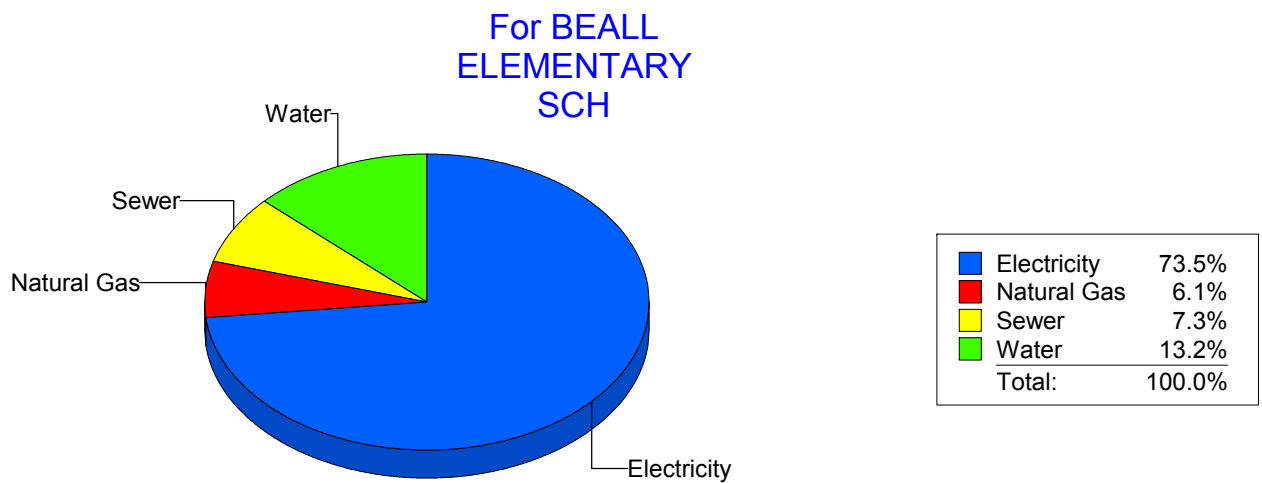
Energy CAP

Cost Avoidance Program

Cost Summary Graph

Grouped by Energy Type

Energy Type	Use	Units	Meter Cost	Special Charges	Total Cost	Avg Unit Cost	% of Total Cost
Site: BEALL ELEMENTARY SCH - BEALL ELEMENTARY SCH							
Electricity	16,969	KWH	\$2,867.84	\$0.00	\$2,867.84	0.1690	73.46%
Natural Gas	10	CCF	\$238.36	\$0.00	\$238.36	23.8360	6.11%
Water	172	CCF	\$513.38	\$0.00	\$513.38	2.9848	13.15%
Sewer	83	CCF	\$284.41	\$0.00	\$284.41	3.4266	7.29%
Total Cost:			\$3,903.99	\$0.00	\$3,903.99		



Filters: Cost Center Name Not Equal To DoNotReport; Billing Period Equal To 201508All Meter CodesAll Group Names

elpaso

Energy CAP

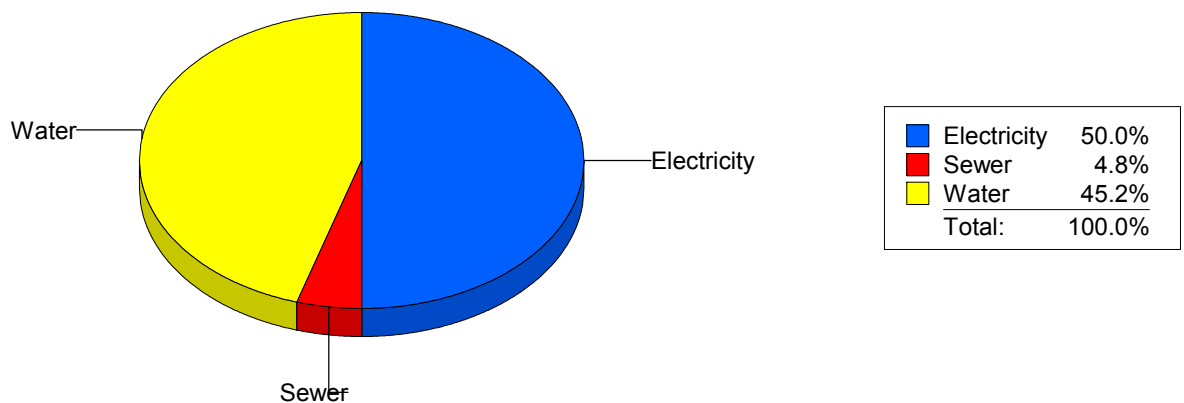
Cost Avoidance Program

Cost Summary Graph

Grouped by Energy Type

Energy Type	Use	Units	Meter Cost	Special Charges	Total Cost	Avg Unit Cost	% of Total Cost
Site: BLISS ELEMENTARY - BLISS ELEMENTARY							
Electricity	18,657	KWH	\$2,980.31	\$0.00	\$2,980.31	0.1597	49.96%
Water	576	CCF	\$2,697.51	\$0.00	\$2,697.51	4.6832	45.22%
Sewer	85	CCF	\$287.39	\$0.00	\$287.39	3.3811	4.82%
Total Cost:			\$5,965.21	\$0.00	\$5,965.21		

For BLISS
ELEMENTARY



Filters: Cost Center Name Not Equal To DoNotReport; Billing Period Equal To 201508All Meter CodesAll Group Names

elpaso

Energy CAP

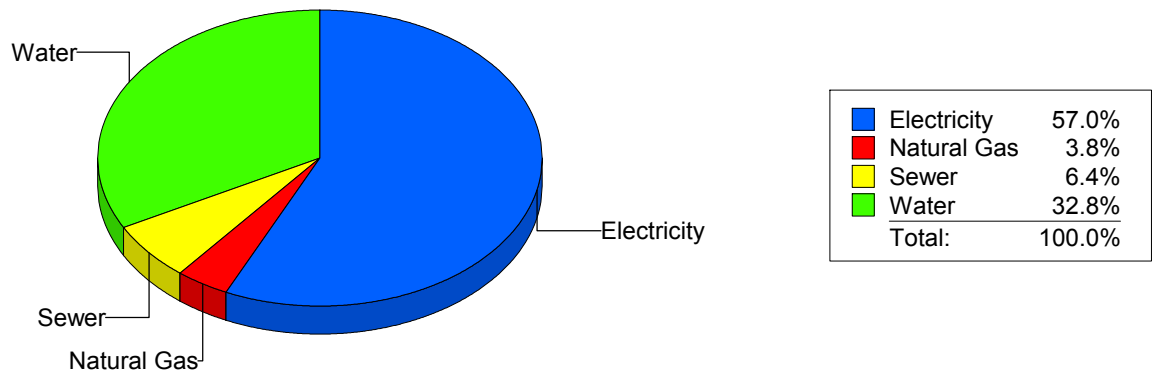
Cost Avoidance Program

Cost Summary Graph

Grouped by Energy Type

Energy Type	Use	Units	Meter Cost	Special Charges	Total Cost	Avg Unit Cost	% of Total Cost
Site: BOND - BOND ELEMENTARY							
Electricity	19,994	KWH	\$3,632.70	\$0.00	\$3,632.70	0.1817	56.95%
Natural Gas	22	CCF	\$243.76	\$0.00	\$243.76	11.0800	3.82%
Water	500	CCF	\$2,093.05	\$0.00	\$2,093.05	4.1861	32.81%
Sewer	120	CCF	\$409.01	\$0.00	\$409.01	3.4084	6.41%
Total Cost:			\$6,378.52	\$0.00	\$6,378.52		

For BOND
ELEMENTARY



Filters: Cost Center Name Not Equal To DoNotReport; Billing Period Equal To 201508All Meter CodesAll Group Names

elpaso

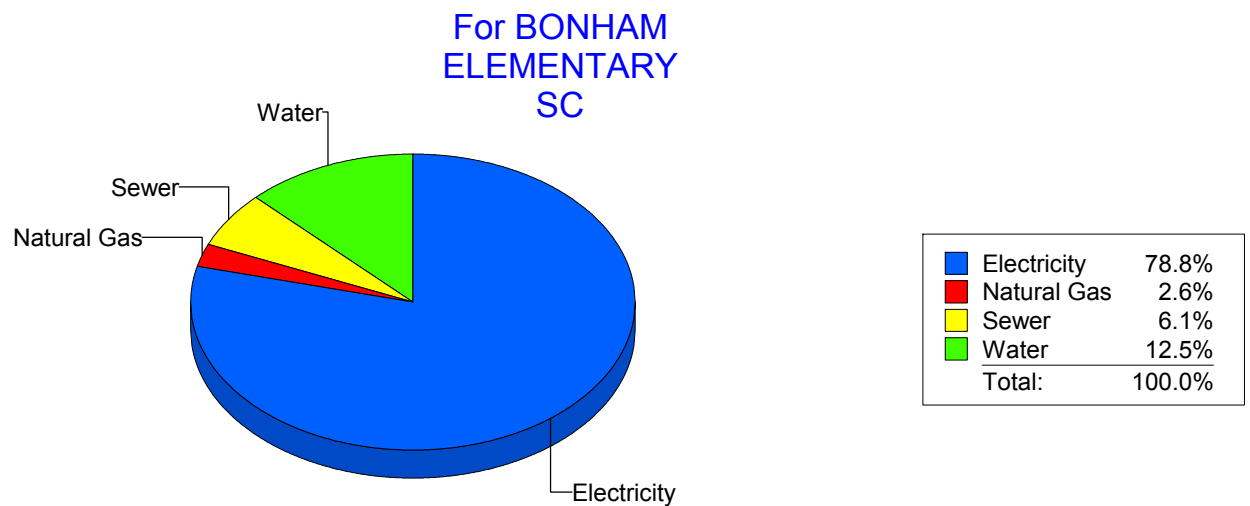
Energy CAP

Cost Avoidance Program

Cost Summary Graph

Grouped by Energy Type

Energy Type	Use	Units	Meter Cost	Special Charges	Total Cost	Avg Unit Cost	% of Total Cost
Site: BONHAM ELEMENTARY SC - BONHAM ELEMENTARY SC							
Electricity	20,846	KWH	\$3,675.84	\$0.00	\$3,675.84	0.1763	78.80%
Natural Gas	7	CCF	\$120.08	\$0.00	\$120.08	17.1543	2.57%
Water	120	CCF	\$583.59	\$0.00	\$583.59	4.8633	12.51%
Sewer	98	CCF	\$285.08	\$0.00	\$285.08	2.9090	6.11%
Total Cost:			\$4,664.59	\$0.00	\$4,664.59		



Filters: Cost Center Name Not Equal To DoNotReport; Billing Period Equal To 201508All Meter CodesAll Group Names

elpaso

Energy CAP

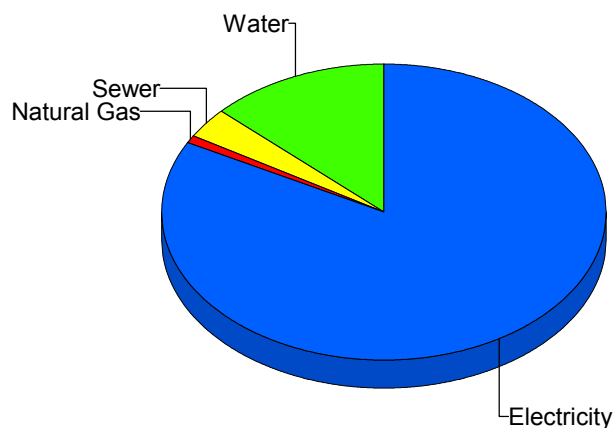
Cost Avoidance Program

Cost Summary Graph

Grouped by Energy Type

Energy Type	Use	Units	Meter Cost	Special Charges	Total Cost	Avg Unit Cost	% of Total Cost
Site: BOWIE HIGH SCHOOL - BOWIE HIGH SCHOOL							
Electricity	232,970	KWH	\$27,772.34	\$0.00	\$27,772.34	0.1192	82.71%
Natural Gas	116	CCF	\$288.81	\$0.00	\$288.81	2.4897	0.86%
Water	2,763	CCF	\$4,381.27	\$0.00	\$4,381.27	1.5857	13.05%
Sewer	441	CCF	\$1,134.87	\$0.00	\$1,134.87	2.5734	3.38%
Total Cost:			\$33,577.29	\$0.00	\$33,577.29		

For BOWIE
HIGH SCHOOL



Electricity	82.7%
Natural Gas	0.9%
Sewer	3.4%
Water	13.0%
Total:	100.0%

Filters: Cost Center Name Not Equal To DoNotReport; Billing Period Equal To 201508All Meter CodesAll Group Names

elpaso

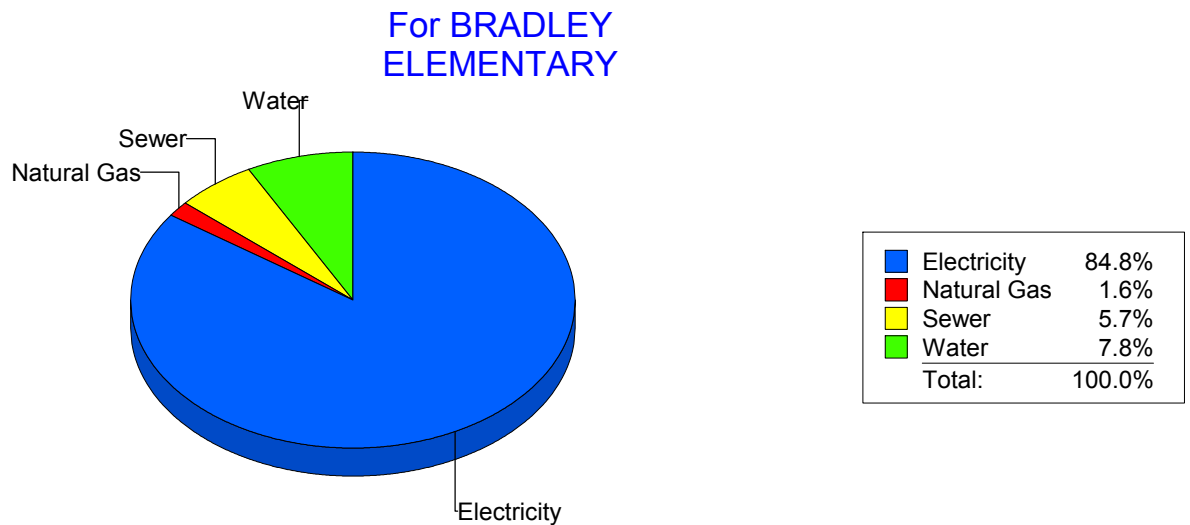
Energy CAP

Cost Avoidance Program

Cost Summary Graph

Grouped by Energy Type

Energy Type	Use	Units	Meter Cost	Special Charges	Total Cost	Avg Unit Cost	% of Total Cost
Site: BRADLEY ELEMENTARY - BRADLEY ELEMENTARY							
Electricity	32,500	KWH	\$6,016.98	\$0.00	\$6,016.98	0.1851	84.85%
Natural Gas	0	CCF	\$116.89	\$0.00	\$116.89	0.0000	1.65%
Water	184	CCF	\$553.51	\$0.00	\$553.51	3.0082	7.81%
Sewer	105	CCF	\$404.02	\$0.00	\$404.02	3.8478	5.70%
Total Cost:			\$7,091.40	\$0.00	\$7,091.40		



Filters: Cost Center Name Not Equal To DoNotReport; Billing Period Equal To 201508All Meter CodesAll Group Names

elpaso

Energy CAP

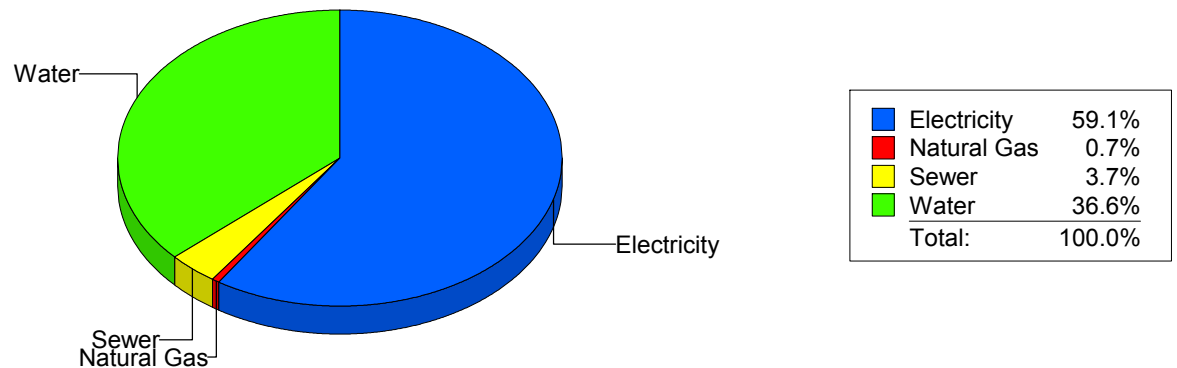
Cost Avoidance Program

Cost Summary Graph

Grouped by Energy Type

Energy Type	Use	Units	Meter Cost	Special Charges	Total Cost	Avg Unit Cost	% of Total Cost
Site: BROWN MIDDLE SCHOOL - BROWN MIDDLE SCHOOL							
Electricity	97,800	KWH	\$11,958.11	\$0.00	\$11,958.11	0.1223	59.07%
Natural Gas	43	CCF	\$136.56	\$0.00	\$136.56	3.1758	0.67%
Water	1,756	CCF	\$7,407.57	\$0.00	\$7,407.57	4.2184	36.59%
Sewer	332	CCF	\$742.25	\$0.00	\$742.25	2.2357	3.67%
Total Cost:			\$20,244.49	\$0.00	\$20,244.49		

For BROWN
MIDDLE
SCHOOL



Filters: Cost Center Name Not Equal To DoNotReport; Billing Period Equal To 201508All Meter CodesAll Group Names

elpaso

Energy CAP

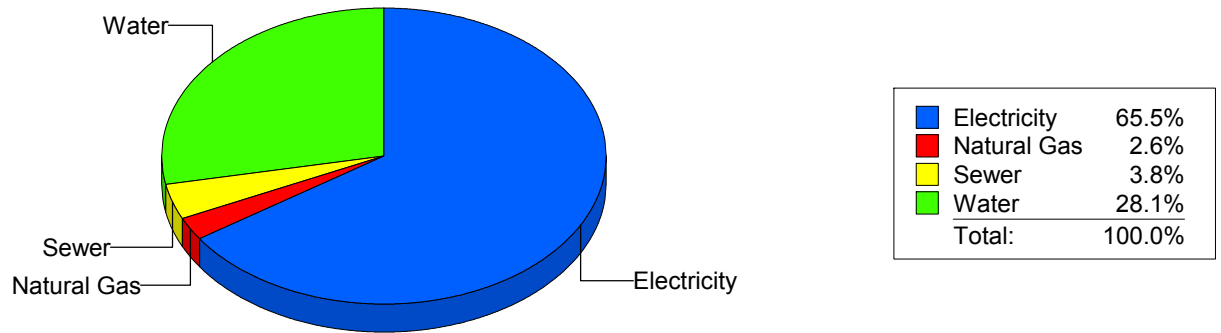
Cost Avoidance Program

Cost Summary Graph

Grouped by Energy Type

Energy Type	Use	Units	Meter Cost	Special Charges	Total Cost	Avg Unit Cost	% of Total Cost
Site: BURGESS HIGH SCHOOL - BURGESS HIGH SCHOOL							
Electricity	91,900	KWH	\$14,478.17	\$0.00	\$14,478.17	0.1575	65.54%
Natural Gas	410	CCF	\$574.35	\$0.00	\$574.35	1.4009	2.60%
Water	1,668	CCF	\$6,201.23	\$0.00	\$6,201.23	3.7178	28.07%
Sewer	287	CCF	\$835.94	\$0.00	\$835.94	2.9127	3.78%
Total Cost:			\$22,089.69	\$0.00	\$22,089.69		

For BURGESS
HIGH SCHOOL



Filters: Cost Center Name Not Equal To DoNotReport; Billing Period Equal To 201508All Meter CodesAll Group Names

elpaso

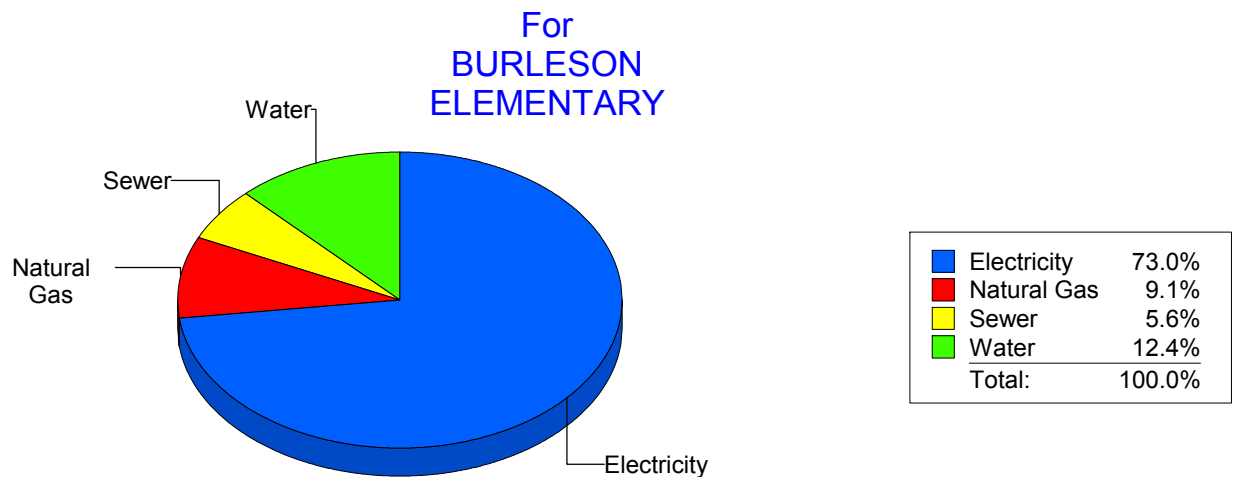
Energy CAP

Cost Avoidance Program

Cost Summary Graph

Grouped by Energy Type

Energy Type	Use	Units	Meter Cost	Special Charges	Total Cost	Avg Unit Cost	% of Total Cost
Site: BURLESON ELEMENTARY - BURLESON ELEMENTARY							
Electricity	18,463	KWH	\$3,166.84	\$0.00	\$3,166.84	0.1715	72.98%
Natural Gas	97	CCF	\$395.05	\$0.00	\$395.05	4.0727	9.10%
Water	298	CCF	\$535.96	\$0.00	\$535.96	1.7985	12.35%
Sewer	69	CCF	\$241.75	\$0.00	\$241.75	3.5036	5.57%
Total Cost:			\$4,339.60	\$0.00	\$4,339.60		



Filters: Cost Center Name Not Equal To DoNotReport; Billing Period Equal To 201508All Meter CodesAll Group Names

elpaso

Energy CAP

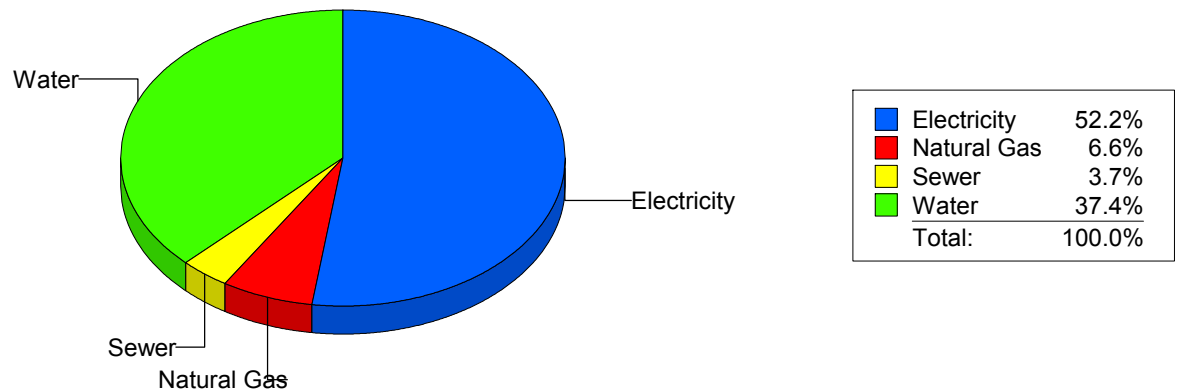
Cost Avoidance Program

Cost Summary Graph

Grouped by Energy Type

Energy Type	Use	Units	Meter Cost	Special Charges	Total Cost	Avg Unit Cost	% of Total Cost
Site: BURNET ELEMENTARY - BURNET ELEMENTARY							
Electricity	16,648	KWH	\$2,917.17	\$0.00	\$2,917.17	0.1752	52.23%
Natural Gas	39	CCF	\$368.72	\$0.00	\$368.72	9.4544	6.60%
Water	415	CCF	\$2,090.52	\$0.00	\$2,090.52	5.0374	37.43%
Sewer	47	CCF	\$208.97	\$0.00	\$208.97	4.4462	3.74%
Total Cost:			\$5,585.38	\$0.00	\$5,585.38		

For BURNET
ELEMENTARY



Filters: Cost Center Name Not Equal To DoNotReport; Billing Period Equal To 201508All Meter CodesAll Group Names

elpaso

Energy CAP

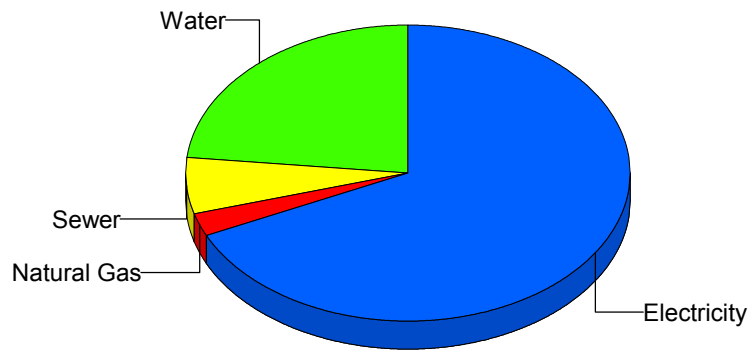
Cost Avoidance Program

Cost Summary Graph

Grouped by Energy Type

Energy Type	Use	Units	Meter Cost	Special Charges	Total Cost	Avg Unit Cost	% of Total Cost
Site: CANYON HILLS MIDDLE - CANYON HILLS MIDDLE							
Electricity	63,560	KWH	\$8,714.10	\$0.00	\$8,714.10	0.1371	68.14%
Natural Gas	159	CCF	\$312.82	\$0.00	\$312.82	1.9674	2.45%
Water	722	CCF	\$2,983.72	\$0.00	\$2,983.72	4.1326	23.33%
Sewer	190	CCF	\$778.24	\$0.00	\$778.24	4.0960	6.09%
Total Cost:			\$12,788.88	\$0.00	\$12,788.88		

For CANYON
HILLS MIDDLE



Electricity	68.1%
Natural Gas	2.4%
Sewer	6.1%
Water	23.3%
Total:	100.0%

Filters: Cost Center Name Not Equal To DoNotReport; Billing Period Equal To 201508All Meter CodesAll Group Names

elpaso

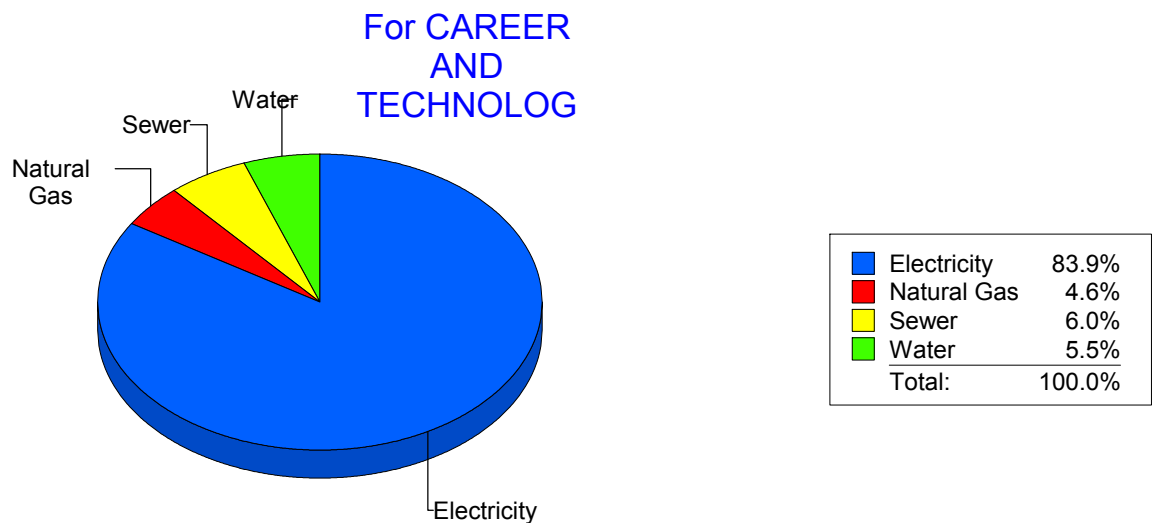
Energy CAP

Cost Avoidance Program

Cost Summary Graph

Grouped by Energy Type

Energy Type	Use	Units	Meter Cost	Special Charges	Total Cost	Avg Unit Cost	% of Total Cost
Site: CAREER AND TECHNOLOG - CAREER AND TECHNOLOG							
Electricity	84,938	KWH	\$10,506.87	\$0.00	\$10,506.87	0.1237	83.91%
Natural Gas	830	CCF	\$578.59	\$0.00	\$578.59	0.6971	4.62%
Water	254	CCF	\$686.96	\$0.00	\$686.96	2.7046	5.49%
Sewer	356	CCF	\$748.97	\$0.00	\$748.97	2.1038	5.98%
Total Cost:			\$12,521.39	\$0.00	\$12,521.39		



Filters: Cost Center Name Not Equal To DoNotReport; Billing Period Equal To 201508All Meter CodesAll Group Names

elpaso

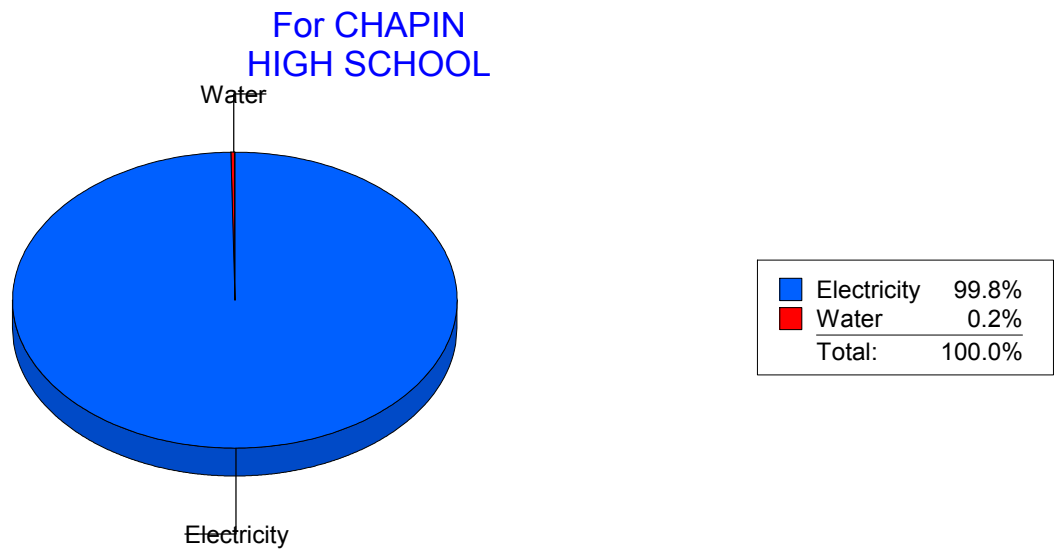
Energy CAP

Cost Avoidance Program

Cost Summary Graph

Grouped by Energy Type

Energy Type	Use	Units	Meter Cost	Special Charges	Total Cost	Avg Unit Cost	% of Total Cost
Site: CHAPIN HIGH SCHOOL - CHAPIN HIGH SCHOOL							
Electricity	342,029	KWH	\$36,500.30	\$0.00	\$36,500.30	0.1067	99.85%
Water	0	CCF	\$56.02	\$0.00	\$56.02	0.0000	0.15%
Total Cost:			\$36,556.32	\$0.00	\$36,556.32		



Filters: Cost Center Name Not Equal To DoNotReport; Billing Period Equal To 201508All Meter CodesAll Group Names

elpaso

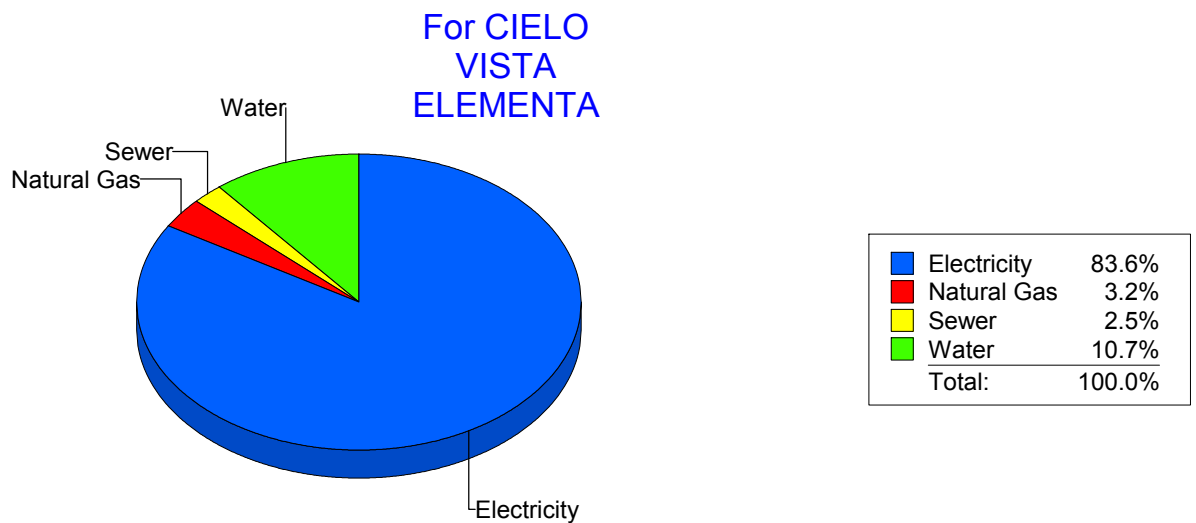
Energy CAP

Cost Avoidance Program

Cost Summary Graph

Grouped by Energy Type

Energy Type	Use	Units	Meter Cost	Special Charges	Total Cost	Avg Unit Cost	% of Total Cost
Site: CIELO VISTA ELEMENTA - CIELO VISTA ELEMENTA							
Electricity	54,260	KWH	\$7,608.14	\$0.00	\$7,608.14	0.1402	83.61%
Natural Gas	119	CCF	\$290.54	\$0.00	\$290.54	2.4415	3.19%
Water	360	CCF	\$974.38	\$0.00	\$974.38	2.7066	10.71%
Sewer	44	CCF	\$226.30	\$0.00	\$226.30	5.1432	2.49%
Total Cost:			\$9,099.36	\$0.00	\$9,099.36		



Filters: Cost Center Name Not Equal To DoNotReport; Billing Period Equal To 201508All Meter CodesAll Group Names

elpaso

Energy CAP

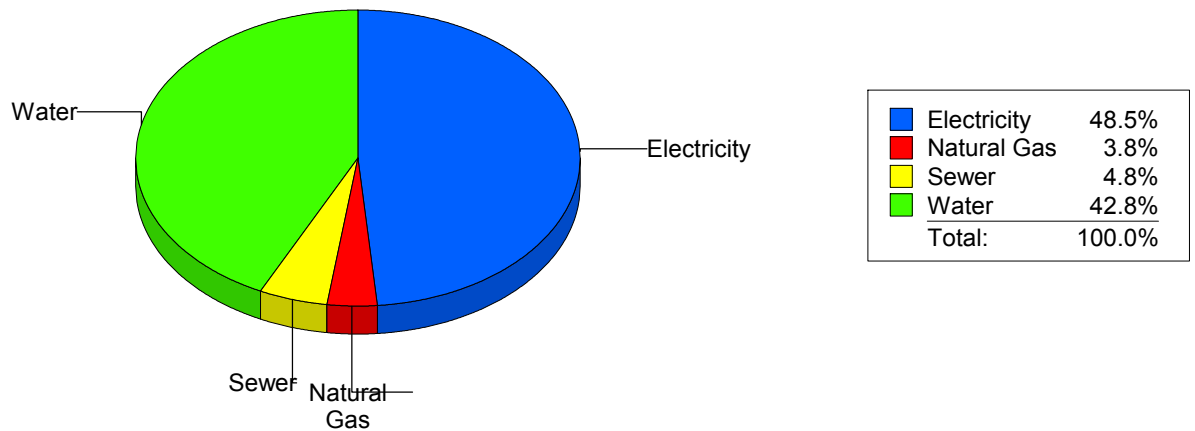
Cost Avoidance Program

Cost Summary Graph

Grouped by Energy Type

Energy Type	Use	Units	Meter Cost	Special Charges	Total Cost	Avg Unit Cost	% of Total Cost
Site: CLARDY ELEMENTARY SC - CLARDY ELEMENTARY SC							
Electricity	34,849	KWH	\$4,537.75	\$0.00	\$4,537.75	0.1302	48.54%
Natural Gas	233	CCF	\$356.59	\$0.00	\$356.59	1.5304	3.81%
Water	890	CCF	\$4,001.13	\$0.00	\$4,001.13	4.4957	42.80%
Sewer	149	CCF	\$452.22	\$0.00	\$452.22	3.0350	4.84%
Total Cost:			\$9,347.69	\$0.00	\$9,347.69		

For CLARDY
ELEMENTARY
SC



Filters: Cost Center Name Not Equal To DoNotReport; Billing Period Equal To 201508All Meter CodesAll Group Names

elpaso

Energy CAP

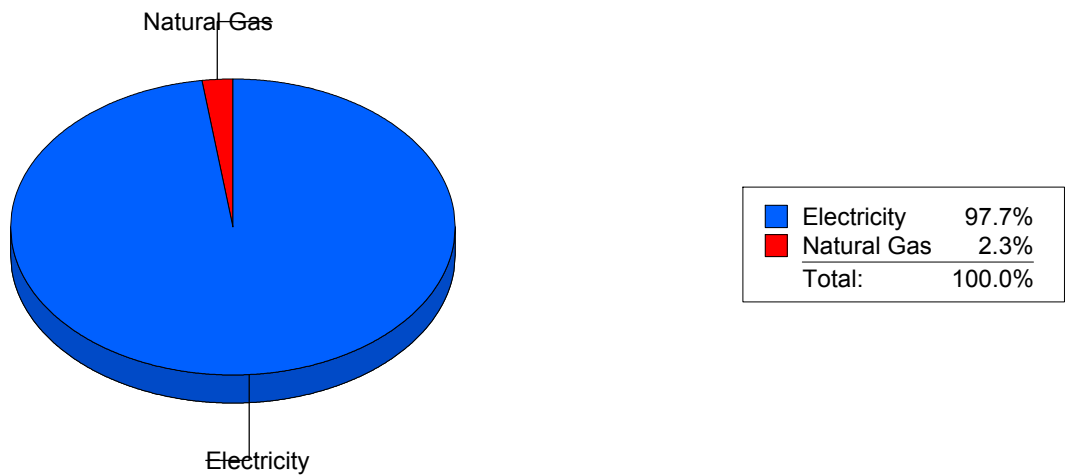
Cost Avoidance Program

Cost Summary Graph

Grouped by Energy Type

Energy Type	Use	Units	Meter Cost	Special Charges	Total Cost	Avg Unit Cost	% of Total Cost
Site: CLENDININ - CLENDININ							
Electricity	49,351	KWH	\$6,500.12	\$0.00	\$6,500.12	0.1317	97.71%
Natural Gas	77	CCF	\$152.10	\$0.00	\$152.10	1.9753	2.29%
Total Cost:			\$6,652.22	\$0.00	\$6,652.22		

For CLENDININ



Filters: Cost Center Name Not Equal To DoNotReport; Billing Period Equal To 201508All Meter CodesAll Group Names

elpaso

Energy CAP

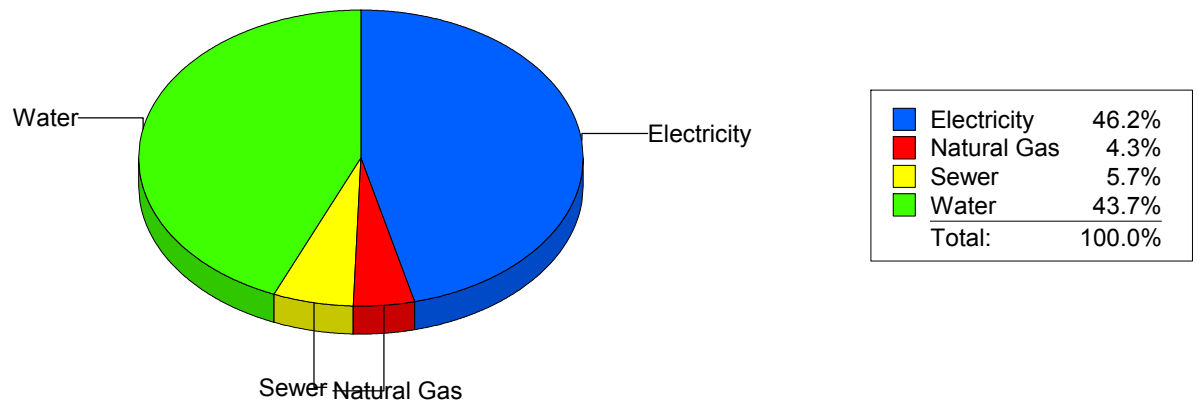
Cost Avoidance Program

Cost Summary Graph

Grouped by Energy Type

Energy Type	Use	Units	Meter Cost	Special Charges	Total Cost	Avg Unit Cost	% of Total Cost
Site: COLDWELL INTERMEDIAT - COLDWELL INTERMEDIAT							
Electricity	22,272	KWH	\$3,772.76	\$0.00	\$3,772.76	0.1694	46.19%
Natural Gas	8	CCF	\$354.33	\$0.00	\$354.33	44.2913	4.34%
Water	644	CCF	\$3,572.37	\$0.00	\$3,572.37	5.5472	43.74%
Sewer	182	CCF	\$467.91	\$0.00	\$467.91	2.5709	5.73%
Total Cost:			\$8,167.37	\$0.00	\$8,167.37		

For
COLDWELL
INTERMEDIAT



Filters: Cost Center Name Not Equal To DoNotReport; Billing Period Equal To 201508All Meter CodesAll Group Names

elpaso

Energy CAP

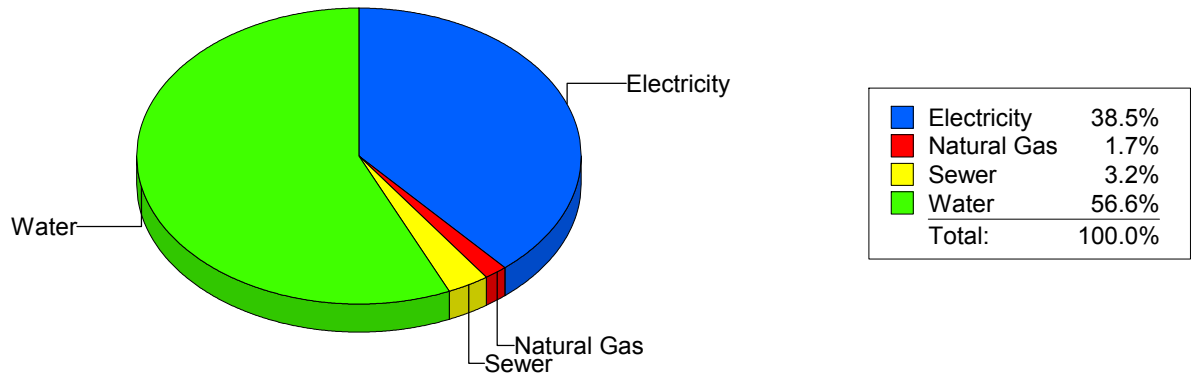
Cost Avoidance Program

Cost Summary Graph

Grouped by Energy Type

Energy Type	Use	Units	Meter Cost	Special Charges	Total Cost	Avg Unit Cost	% of Total Cost
Site: COLLINS ELEMENTARY - COLLINS ELEMENTARY							
Electricity	29,161	KWH	\$5,256.24	\$0.00	\$5,256.24	0.1802	38.48%
Natural Gas	0	CCF	\$233.78	\$0.00	\$233.78	0.0000	1.71%
Water	1,591	CCF	\$7,733.43	\$0.00	\$7,733.43	4.8607	56.62%
Sewer	184	CCF	\$434.90	\$0.00	\$434.90	2.3636	3.18%
Total Cost:			\$13,658.35	\$0.00	\$13,658.35		

For COLLINS
ELEMENTARY



Filters: Cost Center Name Not Equal To DoNotReport; Billing Period Equal To 201508All Meter CodesAll Group Names

elpaso

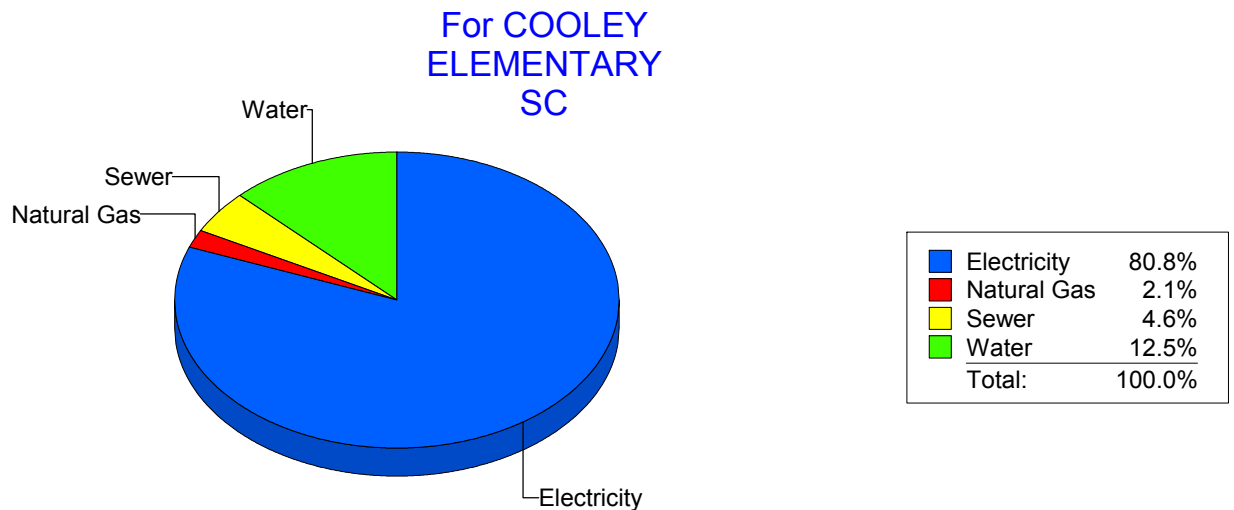
Energy CAP

Cost Avoidance Program

Cost Summary Graph

Grouped by Energy Type

Energy Type	Use	Units	Meter Cost	Special Charges	Total Cost	Avg Unit Cost	% of Total Cost
Site: COOLEY ELEMENTARY SC - COOLEY ELEMENTARY SC							
Electricity	72,200	KWH	\$11,258.92	\$0.00	\$11,258.92	0.1559	80.82%
Natural Gas	119	CCF	\$290.54	\$0.00	\$290.54	2.4415	2.09%
Water	333	CCF	\$1,734.56	\$0.00	\$1,734.56	5.2089	12.45%
Sewer	157	CCF	\$647.46	\$0.00	\$647.46	4.1239	4.65%
Total Cost:			\$13,931.48	\$0.00	\$13,931.48		



Filters: Cost Center Name Not Equal To DoNotReport; Billing Period Equal To 201508All Meter CodesAll Group Names

elpaso

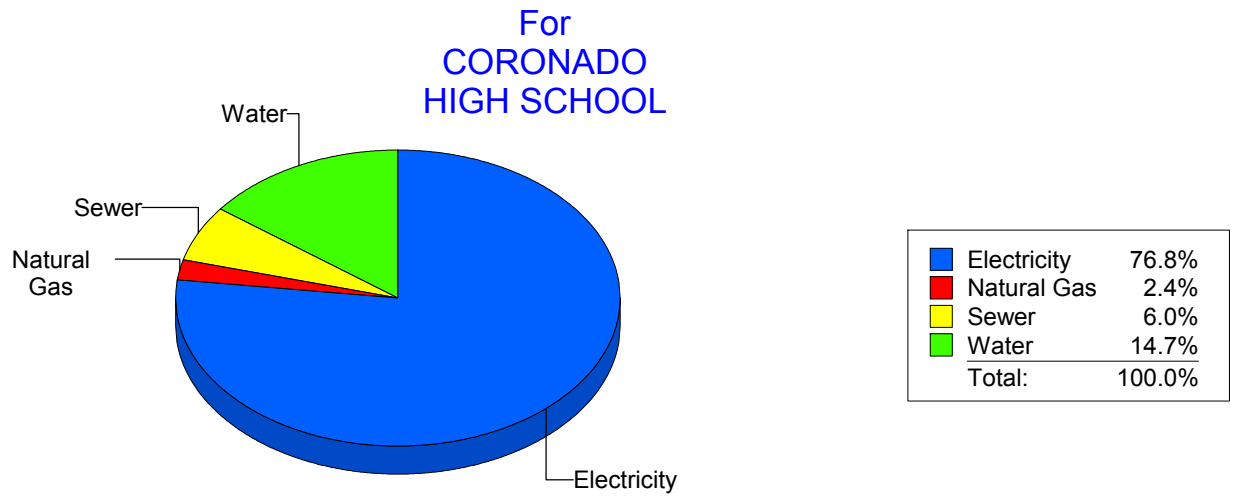
Energy CAP

Cost Avoidance Program

Cost Summary Graph

Grouped by Energy Type

Energy Type	Use	Units	Meter Cost	Special Charges	Total Cost	Avg Unit Cost	% of Total Cost
Site: CORONADO HIGH SCHOOL - CORONADO HIGH SCHOOL							
Electricity	226,056	KWH	\$30,110.66	\$0.00	\$30,110.66	0.1332	76.81%
Natural Gas	1,077	CCF	\$949.09	\$0.00	\$949.09	0.8812	2.42%
Water	3,562	CCF	\$5,775.72	\$0.00	\$5,775.72	1.6215	14.73%
Sewer	1,352	CCF	\$2,366.92	\$0.00	\$2,366.92	1.7507	6.04%
Total Cost:			\$39,202.39	\$0.00	\$39,202.39		



Filters: Cost Center Name Not Equal To DoNotReport; Billing Period Equal To 201508All Meter CodesAll Group Names

elpaso

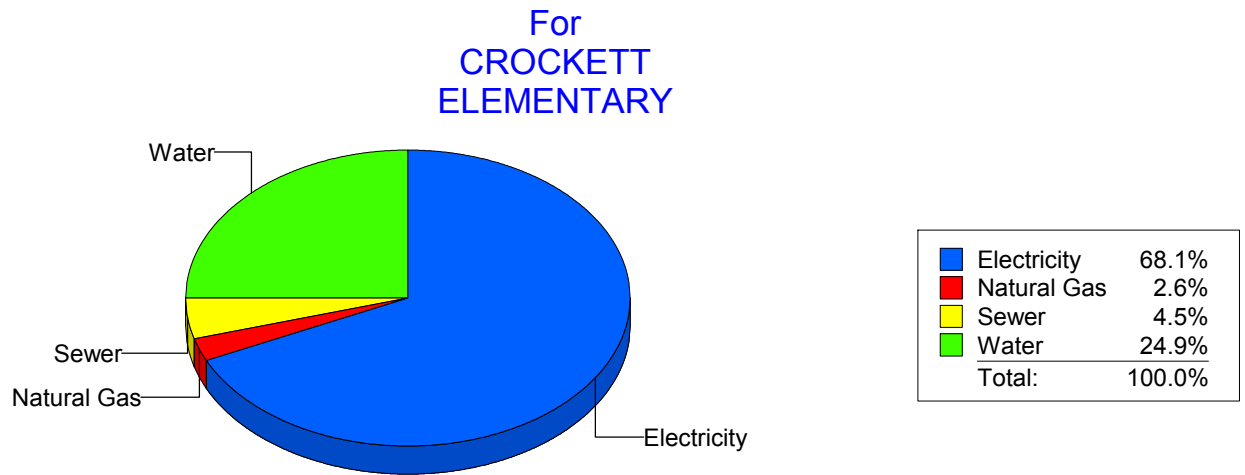
Energy CAP

Cost Avoidance Program

Cost Summary Graph

Grouped by Energy Type

Energy Type	Use	Units	Meter Cost	Special Charges	Total Cost	Avg Unit Cost	% of Total Cost
Site: CROCKETT - CROCKETT ELEMENTARY							
Electricity	28,800	KWH	\$4,057.75	\$0.00	\$4,057.75	0.1409	68.09%
Natural Gas	82	CCF	\$154.40	\$0.00	\$154.40	1.8829	2.59%
Water	342	CCF	\$1,481.69	\$0.00	\$1,481.69	4.3324	24.86%
Sewer	85	CCF	\$265.59	\$0.00	\$265.59	3.1246	4.46%
Total Cost:			\$5,959.43	\$0.00	\$5,959.43		



Filters: Cost Center Name Not Equal To DoNotReport; Billing Period Equal To 201508All Meter CodesAll Group Names

elpaso

Energy CAP

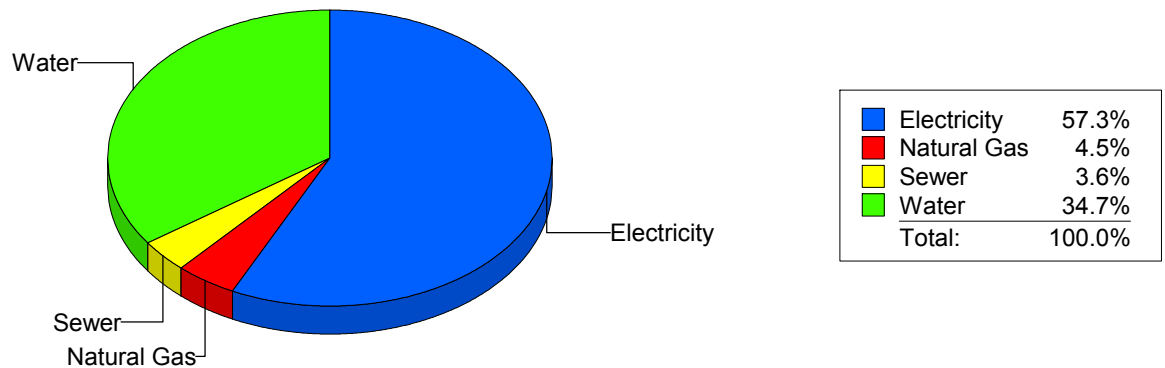
Cost Avoidance Program

Cost Summary Graph

Grouped by Energy Type

Energy Type	Use	Units	Meter Cost	Special Charges	Total Cost	Avg Unit Cost	% of Total Cost
Site: CROSBY ELEMENTARY - CROSBY ELEMENTARY							
Electricity	27,173	KWH	\$4,159.14	\$0.00	\$4,159.14	0.1531	57.25%
Natural Gas	183	CCF	\$327.62	\$0.00	\$327.62	1.7903	4.51%
Water	538	CCF	\$2,518.01	\$0.00	\$2,518.01	4.6803	34.66%
Sewer	81	CCF	\$259.63	\$0.00	\$259.63	3.2053	3.57%
Total Cost:			\$7,264.40	\$0.00	\$7,264.40		

For CROSBY
ELEMENTARY



Filters: Cost Center Name Not Equal To DoNotReport; Billing Period Equal To 201508All Meter CodesAll Group Names

elpaso

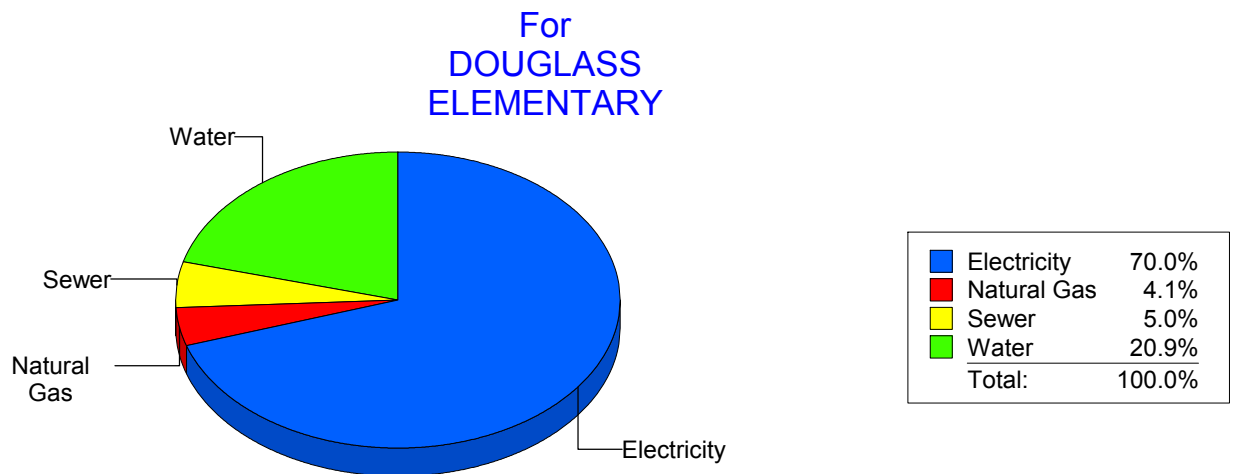
Energy CAP

Cost Avoidance Program

Cost Summary Graph

Grouped by Energy Type

Energy Type	Use	Units	Meter Cost	Special Charges	Total Cost	Avg Unit Cost	% of Total Cost
Site: DOUGLASS ELEMENTARY - DOUGLASS ELEMENTARY							
Electricity	29,934	KWH	\$4,544.75	\$0.00	\$4,544.75	0.1518	70.01%
Natural Gas	74	CCF	\$267.63	\$0.00	\$267.63	3.6166	4.12%
Water	334	CCF	\$1,355.39	\$0.00	\$1,355.39	4.0581	20.88%
Sewer	83	CCF	\$324.19	\$0.00	\$324.19	3.9059	4.99%
Total Cost:			\$6,491.96	\$0.00	\$6,491.96		



Filters: Cost Center Name Not Equal To DoNotReport; Billing Period Equal To 201508All Meter CodesAll Group Names

elpaso

Energy CAP

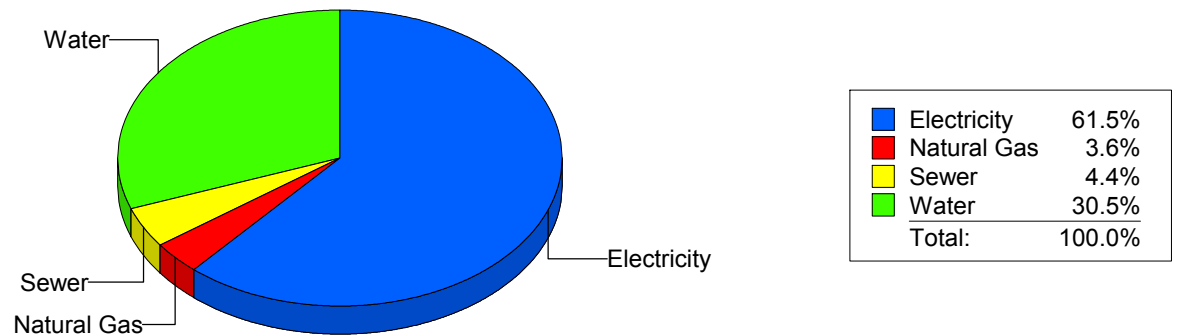
Cost Avoidance Program

Cost Summary Graph

Grouped by Energy Type

Energy Type	Use	Units	Meter Cost	Special Charges	Total Cost	Avg Unit Cost	% of Total Cost
Site: DOWELL ELEMENTARY - DOWELL ELEMENTARY							
Electricity	17,731	KWH	\$2,723.81	\$0.00	\$2,723.81	0.1536	61.47%
Natural Gas	97	CCF	\$161.18	\$0.00	\$161.18	1.6616	3.64%
Water	575	CCF	\$1,352.73	\$0.00	\$1,352.73	2.3526	30.53%
Sewer	91	CCF	\$193.38	\$0.00	\$193.38	2.1251	4.36%
Total Cost:			\$4,431.10	\$0.00	\$4,431.10		

For DOWELL
ELEMENTARY



Filters: Cost Center Name Not Equal To DoNotReport; Billing Period Equal To 201508All Meter CodesAll Group Names

elpaso

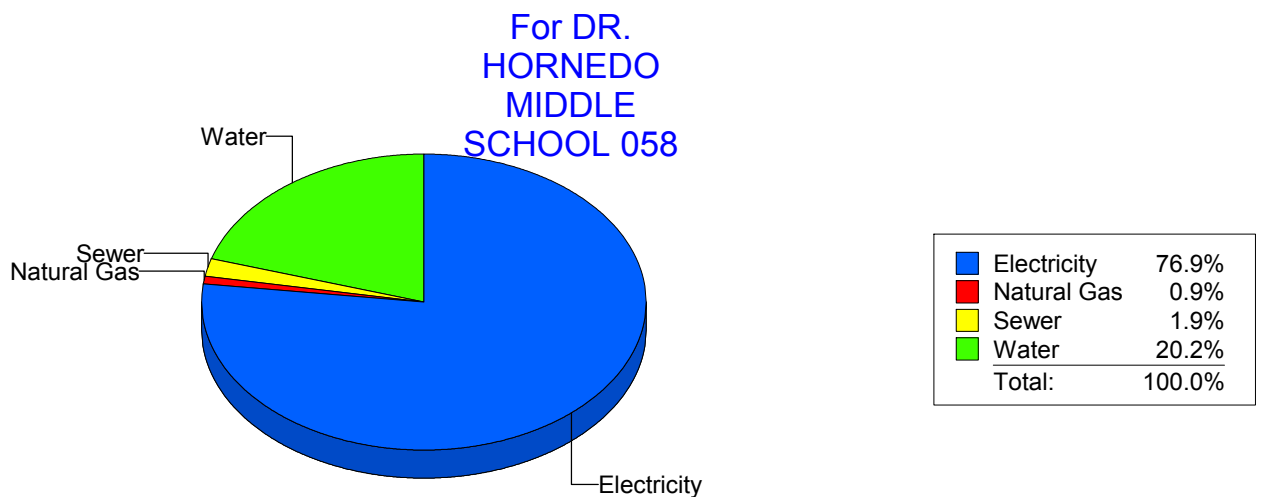
Energy CAP

Cost Avoidance Program

Cost Summary Graph

Grouped by Energy Type

Energy Type	Use	Units	Meter Cost	Special Charges	Total Cost	Avg Unit Cost	% of Total Cost
Site: DRHORNEDOMIDDLESCHOOL - DR. HORNEDO MIDDLE SCHOOL 058							
Electricity	84,413	KWH	\$16,905.58	\$0.00	\$16,905.58	0.2003	76.94%
Natural Gas	164	CCF	\$199.73	\$0.00	\$199.73	1.2179	0.91%
Water	1,103	CCF	\$4,441.76	\$0.00	\$4,441.76	4.0270	20.22%
Sewer	119	CCF	\$424.88	\$0.00	\$424.88	3.5704	1.93%
Total Cost:			\$21,971.95	\$0.00	\$21,971.95		



Filters: Cost Center Name Not Equal To DoNotReport; Billing Period Equal To 201508All Meter CodesAll Group Names

elpaso

Energy CAP

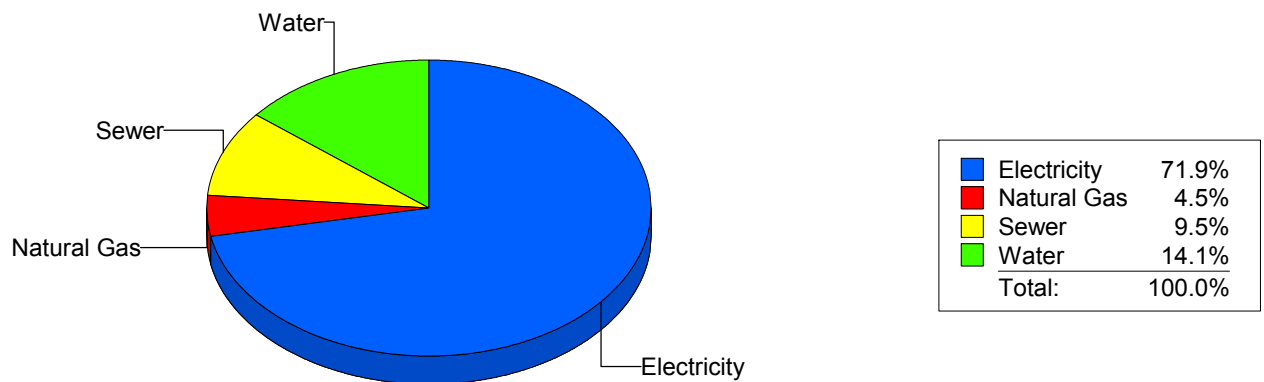
Cost Avoidance Program

Cost Summary Graph

Grouped by Energy Type

Energy Type	Use	Units	Meter Cost	Special Charges	Total Cost	Avg Unit Cost	% of Total Cost
Site: DR. L.A. NIXON ELEME - DR. L.A. NIXON ELEME							
Electricity	30,480	KWH	\$3,708.45	\$0.00	\$3,708.45	0.1217	71.86%
Natural Gas	0	CCF	\$233.78	\$0.00	\$233.78	0.0000	4.53%
Water	245	CCF	\$726.35	\$0.00	\$726.35	2.9647	14.07%
Sewer	137	CCF	\$492.13	\$0.00	\$492.13	3.5922	9.54%
Total Cost:			\$5,160.71	\$0.00	\$5,160.71		

For DR. L.A.
NIXON ELEME



Filters: Cost Center Name Not Equal To DoNotReport; Billing Period Equal To 201508All Meter CodesAll Group Names

elpaso

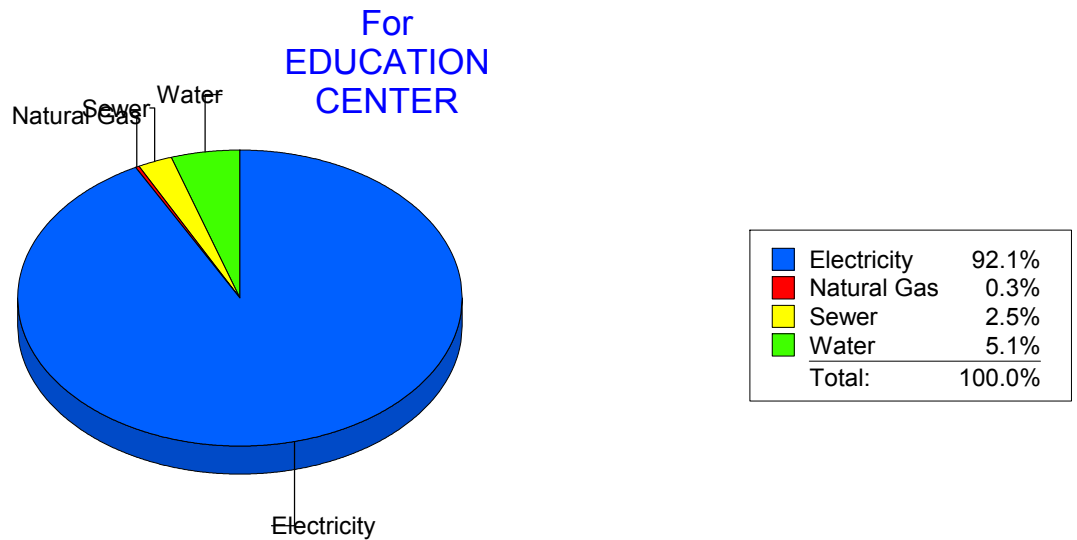
Energy CAP

Cost Avoidance Program

Cost Summary Graph

Grouped by Energy Type

Energy Type	Use	Units	Meter Cost	Special Charges	Total Cost	Avg Unit Cost	% of Total Cost
Site: EDUCATION CENTER - EDUCATION CENTER							
Electricity	315,681	KWH	\$34,210.01	\$0.00	\$34,210.01	0.1084	92.14%
Natural Gas	25	CCF	\$128.32	\$0.00	\$128.32	5.1328	0.35%
Water	654	CCF	\$1,876.72	\$0.00	\$1,876.72	2.8696	5.05%
Sewer	373	CCF	\$913.24	\$0.00	\$913.24	2.4484	2.46%
Total Cost:			\$37,128.29	\$0.00	\$37,128.29		



Filters: Cost Center Name Not Equal To DoNotReport; Billing Period Equal To 201508All Meter CodesAll Group Names

elpaso

Energy CAP

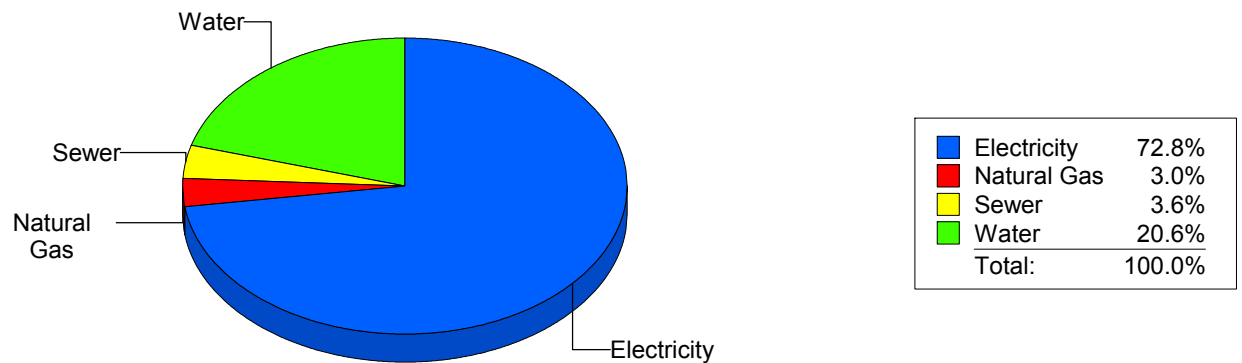
Cost Avoidance Program

Cost Summary Graph

Grouped by Energy Type

Energy Type	Use	Units	Meter Cost	Special Charges	Total Cost	Avg Unit Cost	% of Total Cost
Site: EL PASO HIGH SCHOOL - EL PASO HIGH SCHOOL							
Electricity	171,171	KWH	\$21,117.69	\$0.00	\$21,117.69	0.1234	72.83%
Natural Gas	360	CCF	\$869.60	\$0.00	\$869.60	2.4156	3.00%
Water	1,577	CCF	\$5,972.97	\$0.00	\$5,972.97	3.7876	20.60%
Sewer	355	CCF	\$1,035.04	\$0.00	\$1,035.04	2.9156	3.57%
Total Cost:			\$28,995.30	\$0.00	\$28,995.30		

For EL PASO
HIGH SCHOOL



Filters: Cost Center Name Not Equal To DoNotReport; Billing Period Equal To 201508All Meter CodesAll Group Names

elpaso

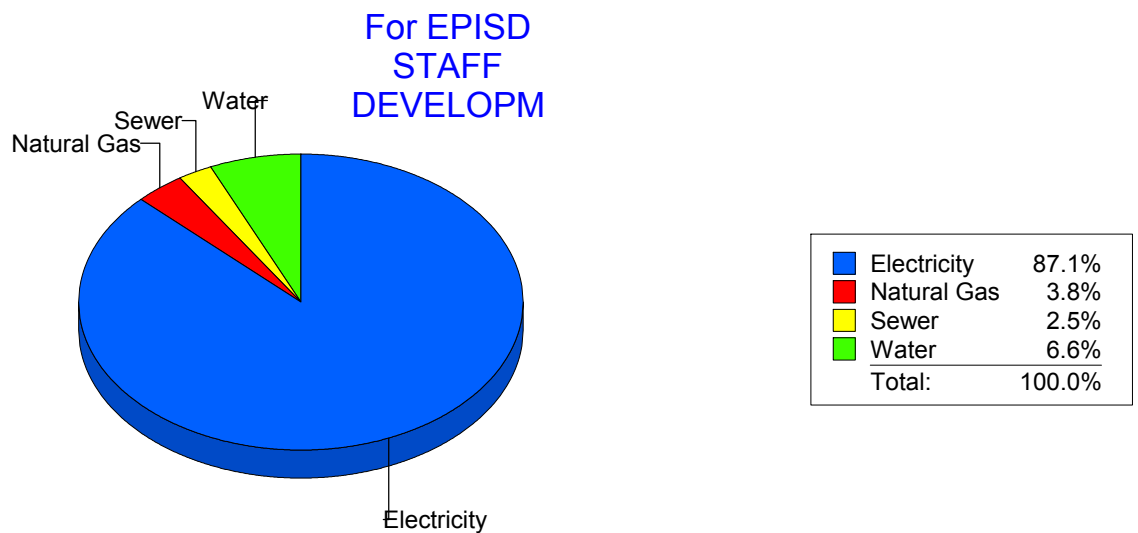
Energy CAP

Cost Avoidance Program

Cost Summary Graph

Grouped by Energy Type

Energy Type	Use	Units	Meter Cost	Special Charges	Total Cost	Avg Unit Cost	% of Total Cost
Site: EPISD STAFF DEVELOPM - EPISD STAFF DEVELOPM							
Electricity	24,520	KWH	\$2,827.96	\$0.00	\$2,827.96	0.1153	87.13%
Natural Gas	13	CCF	\$122.84	\$0.00	\$122.84	9.4492	3.78%
Water	48	CCF	\$214.71	\$0.00	\$214.71	4.4731	6.62%
Sewer	15	CCF	\$80.14	\$0.00	\$80.14	5.3427	2.47%
Total Cost:			\$3,245.65	\$0.00	\$3,245.65		



Filters: Cost Center Name Not Equal To DoNotReport; Billing Period Equal To 201508All Meter CodesAll Group Names

elpaso

Energy CAP

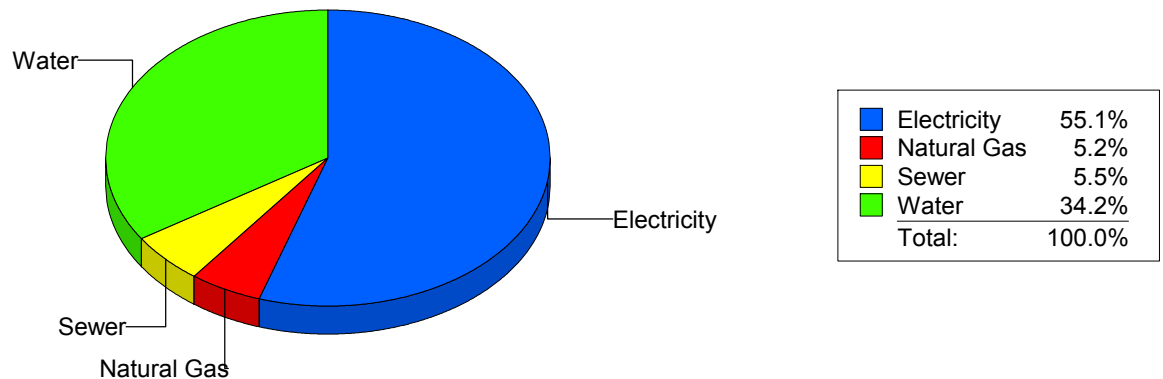
Cost Avoidance Program

Cost Summary Graph

Grouped by Energy Type

Energy Type	Use	Units	Meter Cost	Special Charges	Total Cost	Avg Unit Cost	% of Total Cost
Site: FANNIN ELEMENTARY - FANNIN ELEMENTARY							
Electricity	21,900	KWH	\$3,927.75	\$0.00	\$3,927.75	0.1793	55.11%
Natural Gas	42	CCF	\$369.87	\$0.00	\$369.87	8.8064	5.19%
Water	1,008	CCF	\$2,438.76	\$0.00	\$2,438.76	2.4194	34.22%
Sewer	108	CCF	\$391.13	\$0.00	\$391.13	3.6216	5.49%
Total Cost:			\$7,127.51	\$0.00	\$7,127.51		

For FANNIN
ELEMENTARY



Filters: Cost Center Name Not Equal To DoNotReport; Billing Period Equal To 201508All Meter CodesAll Group Names

elpaso

Energy CAP

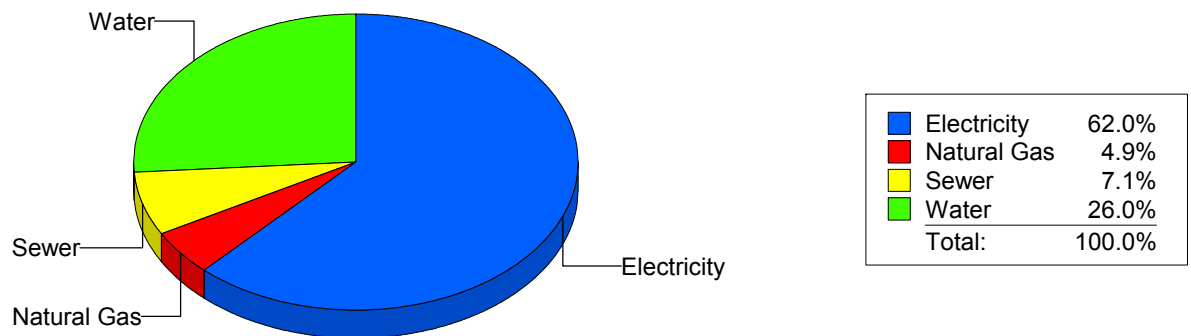
Cost Avoidance Program

Cost Summary Graph

Grouped by Energy Type

Energy Type	Use	Units	Meter Cost	Special Charges	Total Cost	Avg Unit Cost	% of Total Cost
Site: FINE ARTS/MULTIMEDIA - FINE ARTS/MULTIMEDIA							
Electricity	11,693	KWH	\$1,486.24	\$0.00	\$1,486.24	0.1271	62.02%
Natural Gas	3	CCF	\$118.26	\$0.00	\$118.26	39.4200	4.94%
Water	197	CCF	\$622.44	\$0.00	\$622.44	3.1596	25.98%
Sewer	67	CCF	\$169.30	\$0.00	\$169.30	2.5269	7.07%
Total Cost:			\$2,396.24	\$0.00	\$2,396.24		

For FINE
ARTS/MULTIMEDIA



Filters: Cost Center Name Not Equal To DoNotReport; Billing Period Equal To 201508All Meter CodesAll Group Names

elpaso

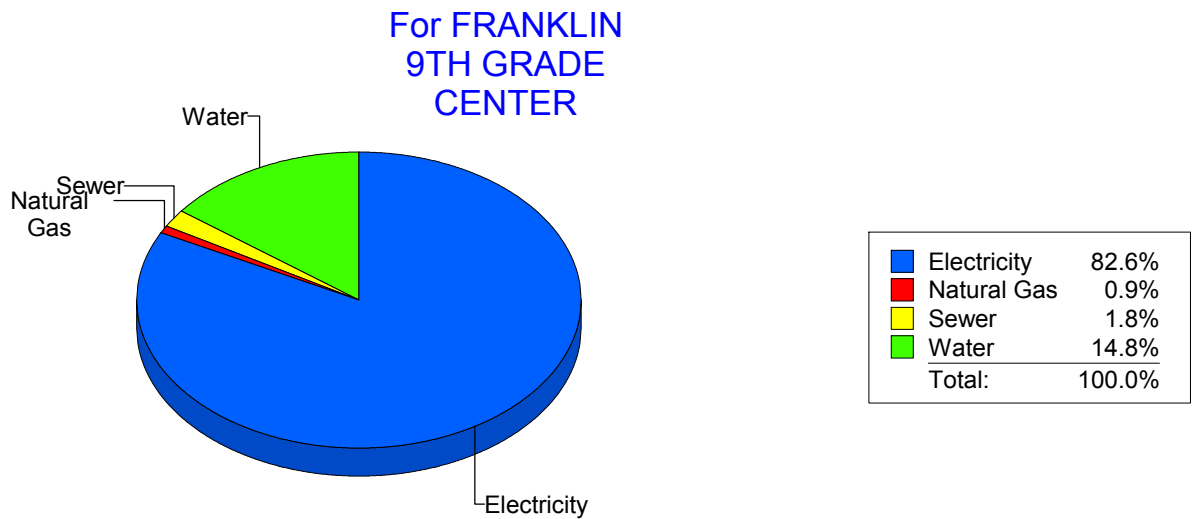
Energy CAP

Cost Avoidance Program

Cost Summary Graph

Grouped by Energy Type

Energy Type	Use	Units	Meter Cost	Special Charges	Total Cost	Avg Unit Cost	% of Total Cost
Site: FRANKLIN9THGRADECENTER - FRANKLIN 9TH GRADE CENTER							
Electricity	145,000	KWH	\$17,712.55	\$0.00	\$17,712.55	0.1222	82.60%
Natural Gas	137	CCF	\$184.07	\$0.00	\$184.07	1.3436	0.86%
Water	2,272	CCF	\$3,166.72	\$0.00	\$3,166.72	1.3938	14.77%
Sewer	89	CCF	\$380.18	\$0.00	\$380.18	4.2717	1.77%
Total Cost:			\$21,443.52	\$0.00	\$21,443.52		



Filters: Cost Center Name Not Equal To DoNotReport; Billing Period Equal To 201508All Meter CodesAll Group Names

elpaso

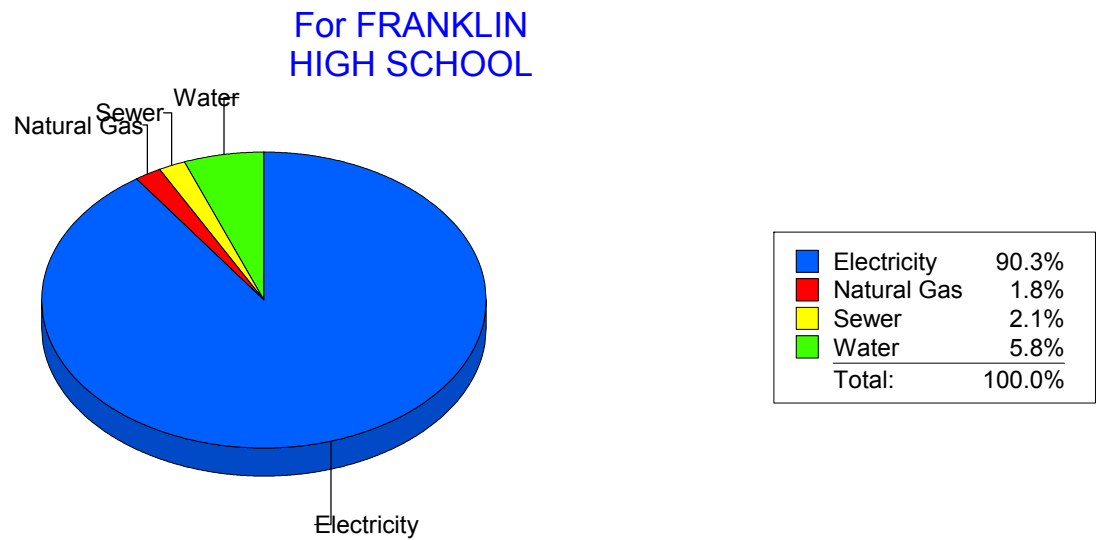
Energy CAP

Cost Avoidance Program

Cost Summary Graph

Grouped by Energy Type

Energy Type	Use	Units	Meter Cost	Special Charges	Total Cost	Avg Unit Cost	% of Total Cost
Site: FRANKLIN HIGH SCHOOL - FRANKLIN HIGH SCHOOL							
Electricity	311,059	KWH	\$34,228.40	\$0.00	\$34,228.40	0.1100	90.28%
Natural Gas	837	CCF	\$691.78	\$0.00	\$691.78	0.8265	1.82%
Water	841	CCF	\$2,189.64	\$0.00	\$2,189.64	2.6036	5.78%
Sewer	372	CCF	\$801.85	\$0.00	\$801.85	2.1555	2.12%
Total Cost:			\$37,911.67	\$0.00	\$37,911.67		



Filters: Cost Center Name Not Equal To DoNotReport; Billing Period Equal To 201508All Meter CodesAll Group Names

elpaso

Energy CAP

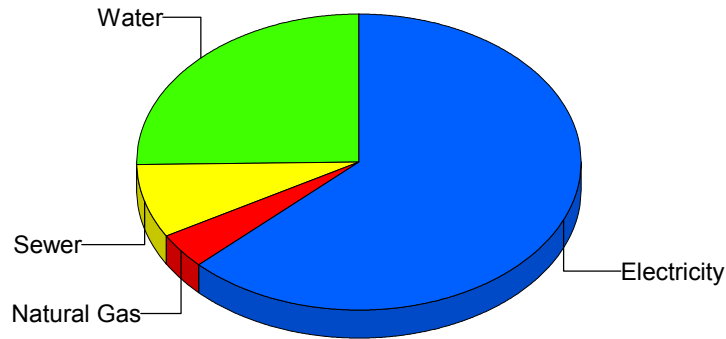
Cost Avoidance Program

Cost Summary Graph

Grouped by Energy Type

Energy Type	Use	Units	Meter Cost	Special Charges	Total Cost	Avg Unit Cost	% of Total Cost
Site: GREEN ELEMENTARY SCH - GREEN ELEMENTARY SCH							
Electricity	28,500	KWH	\$4,380.89	\$0.00	\$4,380.89	0.1537	62.86%
Natural Gas	70	CCF	\$265.80	\$0.00	\$265.80	3.7971	3.81%
Water	500	CCF	\$1,755.49	\$0.00	\$1,755.49	3.5110	25.19%
Sewer	168	CCF	\$567.36	\$0.00	\$567.36	3.3771	8.14%
Total Cost:			\$6,969.54	\$0.00	\$6,969.54		

For GREEN
ELEMENTARY
SCH



Electricity	62.9%
Natural Gas	3.8%
Sewer	8.1%
Water	25.2%
Total:	100.0%

Filters: Cost Center Name Not Equal To DoNotReport; Billing Period Equal To 201508All Meter CodesAll Group Names

elpaso

Energy CAP

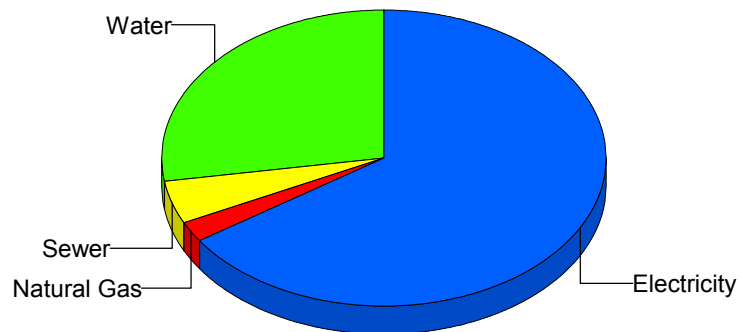
Cost Avoidance Program

Cost Summary Graph

Grouped by Energy Type

Energy Type	Use	Units	Meter Cost	Special Charges	Total Cost	Avg Unit Cost	% of Total Cost
Site: GUILLEN MIDDLE SCHOO - GUILLEN MIDDLE SCHOO							
Electricity	76,127	KWH	\$9,898.58	\$0.00	\$9,898.58	0.1300	65.65%
Natural Gas	193	CCF	\$333.29	\$0.00	\$333.29	1.7269	2.21%
Water	1,282	CCF	\$4,163.58	\$0.00	\$4,163.58	3.2477	27.61%
Sewer	304	CCF	\$683.17	\$0.00	\$683.17	2.2473	4.53%
Total Cost:			\$15,078.62	\$0.00	\$15,078.62		

For GUILLEN
MIDDLE
SCHOO



Electricity	65.6%
Natural Gas	2.2%
Sewer	4.5%
Water	27.6%
Total:	100.0%

Filters: Cost Center Name Not Equal To DoNotReport; Billing Period Equal To 201508All Meter CodesAll Group Names

elpaso

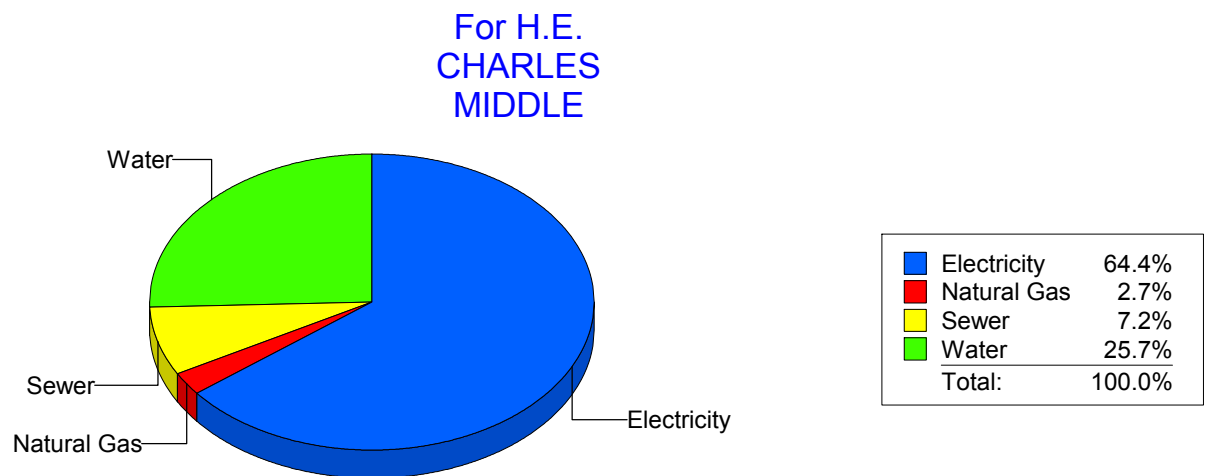
Energy CAP

Cost Avoidance Program

Cost Summary Graph

Grouped by Energy Type

Energy Type	Use	Units	Meter Cost	Special Charges	Total Cost	Avg Unit Cost	% of Total Cost
Site: H.E. CHARLES MIDDLE - H.E. CHARLES MIDDLE							
Electricity	68,913	KWH	\$10,204.06	\$0.00	\$10,204.06	0.1481	64.35%
Natural Gas	363	CCF	\$431.92	\$0.00	\$431.92	1.1899	2.72%
Water	1,542	CCF	\$4,072.54	\$0.00	\$4,072.54	2.6411	25.68%
Sewer	604	CCF	\$1,147.53	\$0.00	\$1,147.53	1.8999	7.24%
Total Cost:			\$15,856.05	\$0.00	\$15,856.05		



Filters: Cost Center Name Not Equal To DoNotReport; Billing Period Equal To 201508All Meter CodesAll Group Names

elpaso

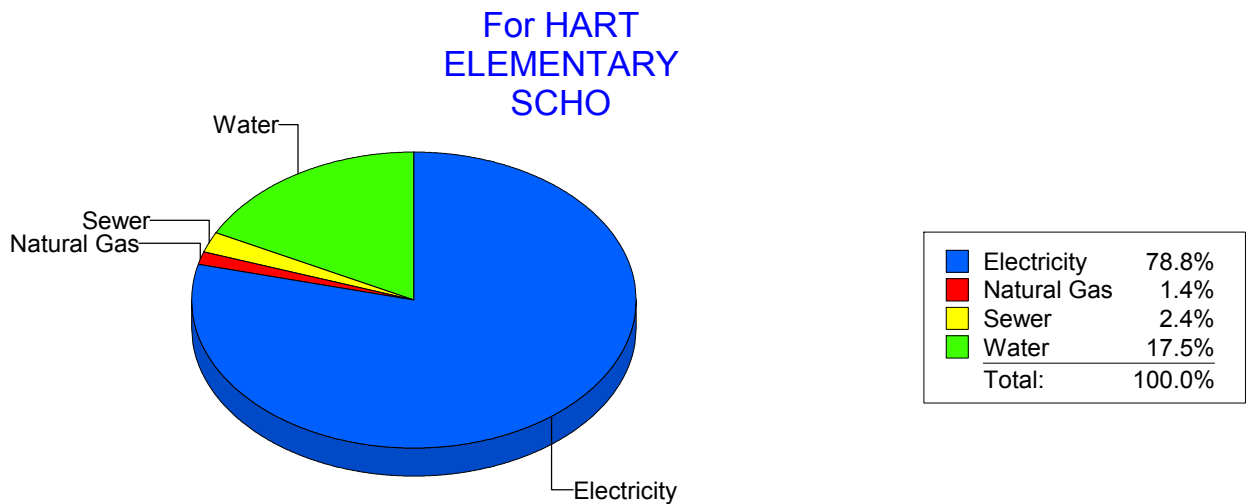
Energy CAP

Cost Avoidance Program

Cost Summary Graph

Grouped by Energy Type

Energy Type	Use	Units	Meter Cost	Special Charges	Total Cost	Avg Unit Cost	% of Total Cost
Site: HART ELEMENTARY SCHO - HART ELEMENTARY SCHO							
Electricity	52,320	KWH	\$7,933.58	\$0.00	\$7,933.58	0.1516	78.77%
Natural Gas	48	CCF	\$138.73	\$0.00	\$138.73	2.8902	1.38%
Water	393	CCF	\$1,763.01	\$0.00	\$1,763.01	4.4860	17.50%
Sewer	51	CCF	\$236.73	\$0.00	\$236.73	4.6418	2.35%
Total Cost:			\$10,072.05	\$0.00	\$10,072.05		



Filters: Cost Center Name Not Equal To DoNotReport; Billing Period Equal To 201508All Meter CodesAll Group Names

elpaso

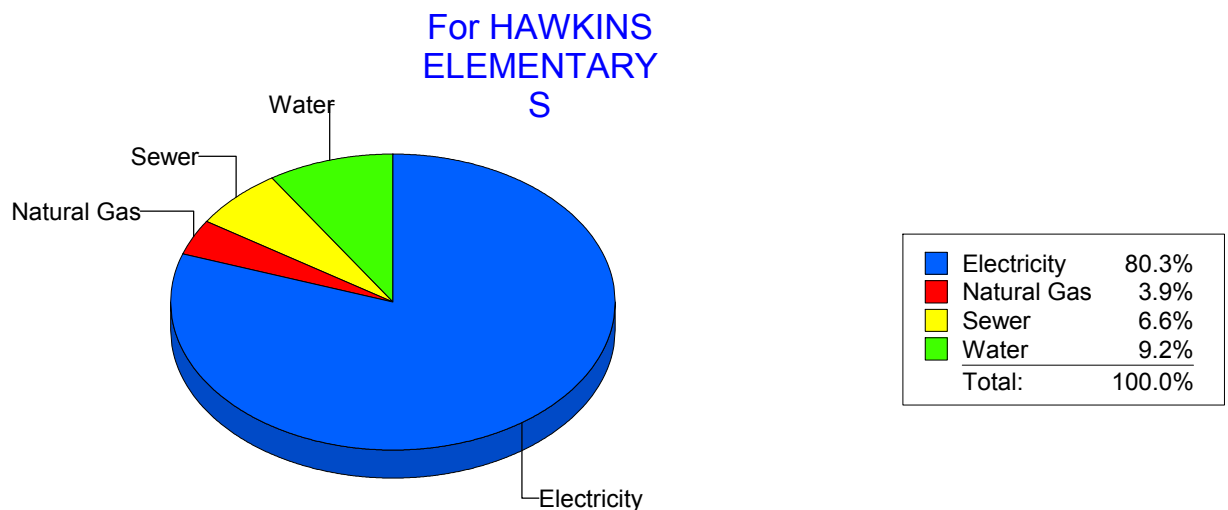
Energy CAP

Cost Avoidance Program

Cost Summary Graph

Grouped by Energy Type

Energy Type	Use	Units	Meter Cost	Special Charges	Total Cost	Avg Unit Cost	% of Total Cost
Site: HAWKINS ELEMENTARY S - HAWKINS ELEMENTARY S							
Electricity	18,394	KWH	\$2,821.98	\$0.00	\$2,821.98	0.1534	80.33%
Natural Gas	43	CCF	\$136.56	\$0.00	\$136.56	3.1758	3.89%
Water	97	CCF	\$323.08	\$0.00	\$323.08	3.3307	9.20%
Sewer	62	CCF	\$231.32	\$0.00	\$231.32	3.7310	6.58%
Total Cost:			\$3,512.94	\$0.00	\$3,512.94		



Filters: Cost Center Name Not Equal To DoNotReport; Billing Period Equal To 201508All Meter CodesAll Group Names

elpaso

Energy CAP

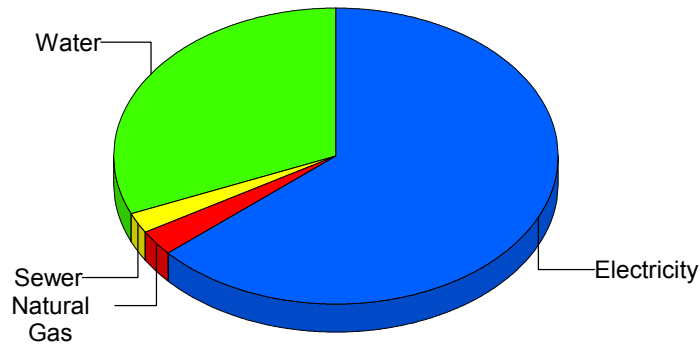
Cost Avoidance Program

Cost Summary Graph

Grouped by Energy Type

Energy Type	Use	Units	Meter Cost	Special Charges	Total Cost	Avg Unit Cost	% of Total Cost
Site: HENDERSON MIDDLE SCH - HENDERSON MIDDLE SCH							
Electricity	38,723	KWH	\$6,725.31	\$0.00	\$6,725.31	0.1737	63.60%
Natural Gas	320	CCF	\$290.12	\$0.00	\$290.12	0.9066	2.74%
Water	1,095	CCF	\$3,314.26	\$0.00	\$3,314.26	3.0267	31.34%
Sewer	118	CCF	\$245.29	\$0.00	\$245.29	2.0787	2.32%
Total Cost:			\$10,574.98	\$0.00	\$10,574.98		

For
HENDERSON
MIDDLE SCH



Electricity	63.6%
Natural Gas	2.7%
Sewer	2.3%
Water	31.3%
Total:	100.0%

Filters: Cost Center Name Not Equal To DoNotReport; Billing Period Equal To 201508All Meter CodesAll Group Names

elpaso

Energy CAP

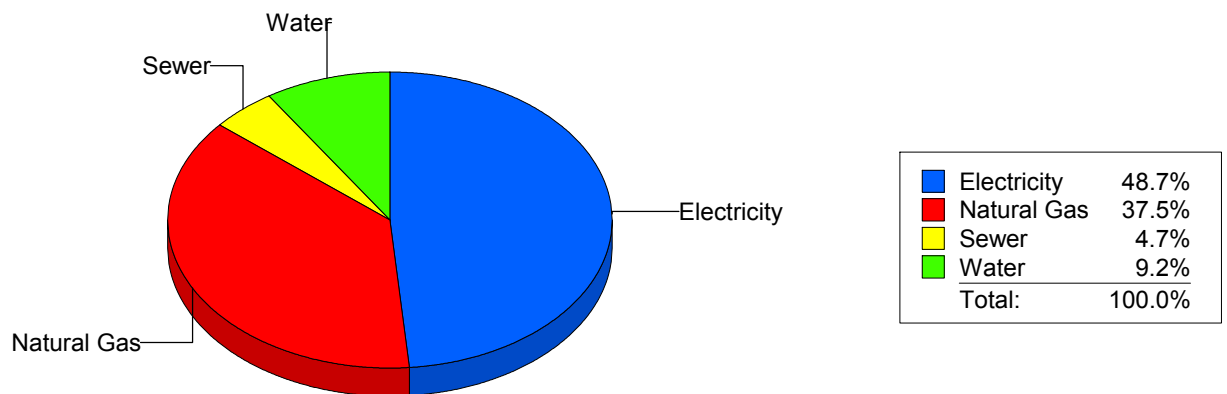
Cost Avoidance Program

Cost Summary Graph

Grouped by Energy Type

Energy Type	Use	Units	Meter Cost	Special Charges	Total Cost	Avg Unit Cost	% of Total Cost
Site: HERCULES COTTAGES - HERCULES COTTAGES							
Electricity	4,619	KWH	\$785.13	\$0.00	\$785.13	0.1700	48.67%
Natural Gas	44	CCF	\$604.57	\$0.00	\$604.57	13.7402	37.48%
Water	44	CCF	\$147.77	\$0.00	\$147.77	3.3584	9.16%
Sewer	27	CCF	\$75.63	\$0.00	\$75.63	2.8011	4.69%
Total Cost:			\$1,613.10	\$0.00	\$1,613.10		

For HERCULES COTTAGES



Filters: Cost Center Name Not Equal To DoNotReport; Billing Period Equal To 201508All Meter CodesAll Group Names

elpaso

Energy CAP

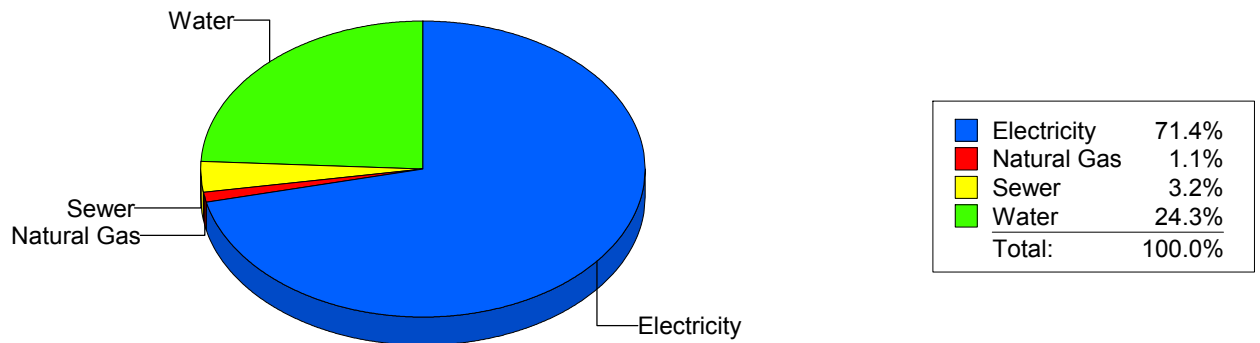
Cost Avoidance Program

Cost Summary Graph

Grouped by Energy Type

Energy Type	Use	Units	Meter Cost	Special Charges	Total Cost	Avg Unit Cost	% of Total Cost
Site: HERRERA - HERRERA ELEMENTARY							
Electricity	70,800	KWH	\$10,138.29	\$0.00	\$10,138.29	0.1432	71.44%
Natural Gas	99	CCF	\$162.17	\$0.00	\$162.17	1.6381	1.14%
Water	806	CCF	\$3,441.40	\$0.00	\$3,441.40	4.2697	24.25%
Sewer	135	CCF	\$448.72	\$0.00	\$448.72	3.3239	3.16%
Total Cost:			\$14,190.58	\$0.00	\$14,190.58		

For HERRERA
ELEMENTARY



Filters: Cost Center Name Not Equal To DoNotReport; Billing Period Equal To 201508All Meter CodesAll Group Names

elpaso

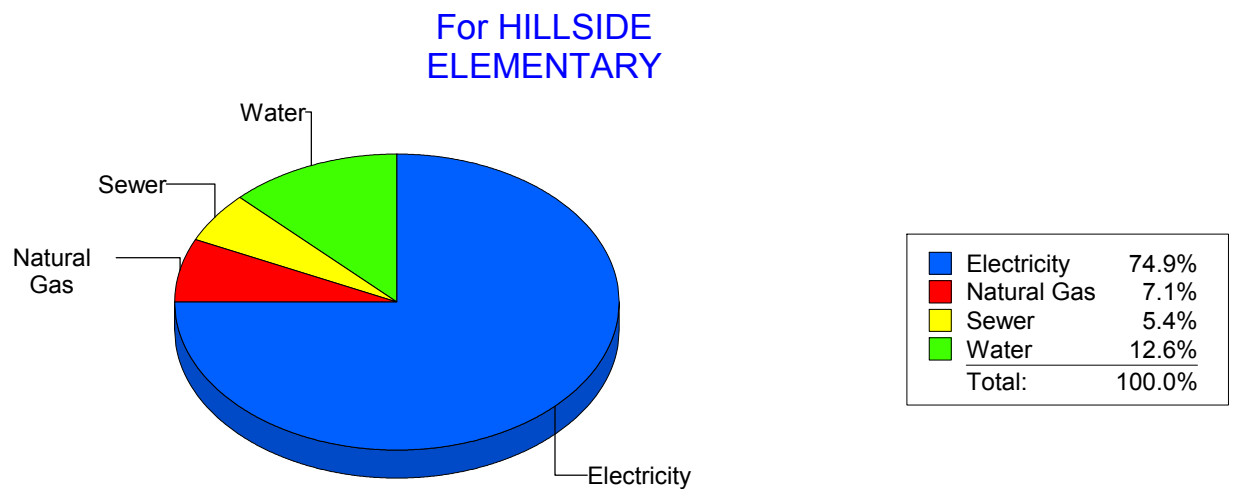
Energy CAP

Cost Avoidance Program

Cost Summary Graph

Grouped by Energy Type

Energy Type	Use	Units	Meter Cost	Special Charges	Total Cost	Avg Unit Cost	% of Total Cost
Site: HILLSIDE ELEMENTARY - HILLSIDE ELEMENTARY							
Electricity	38,955	KWH	\$5,484.90	\$0.00	\$5,484.90	0.1408	74.88%
Natural Gas	117	CCF	\$523.05	\$0.00	\$523.05	4.4705	7.14%
Water	280	CCF	\$924.38	\$0.00	\$924.38	3.3014	12.62%
Sewer	109	CCF	\$392.62	\$0.00	\$392.62	3.6020	5.36%
Total Cost:			\$7,324.95	\$0.00	\$7,324.95		



Filters: Cost Center Name Not Equal To DoNotReport; Billing Period Equal To 201508All Meter CodesAll Group Names

elpaso

Energy CAP

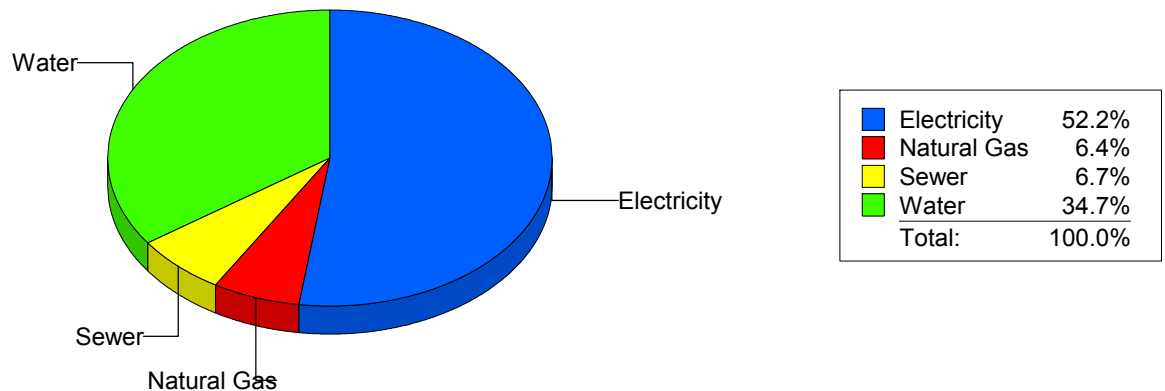
Cost Avoidance Program

Cost Summary Graph

Grouped by Energy Type

Energy Type	Use	Units	Meter Cost	Special Charges	Total Cost	Avg Unit Cost	% of Total Cost
Site: HOUSTON INTERMEDIATE - HOUSTON INTERMEDIATE							
Electricity	27,600	KWH	\$2,846.39	\$0.00	\$2,846.39	0.1031	52.21%
Natural Gas	0	CCF	\$350.67	\$0.00	\$350.67	0.0000	6.43%
Water	385	CCF	\$1,890.79	\$0.00	\$1,890.79	4.9111	34.68%
Sewer	82	CCF	\$364.19	\$0.00	\$364.19	4.4413	6.68%
Total Cost:			\$5,452.04	\$0.00	\$5,452.04		

For HOUSTON
INTERMEDIATE



Filters: Cost Center Name Not Equal To DoNotReport; Billing Period Equal To 201508All Meter CodesAll Group Names

elpaso

Energy CAP

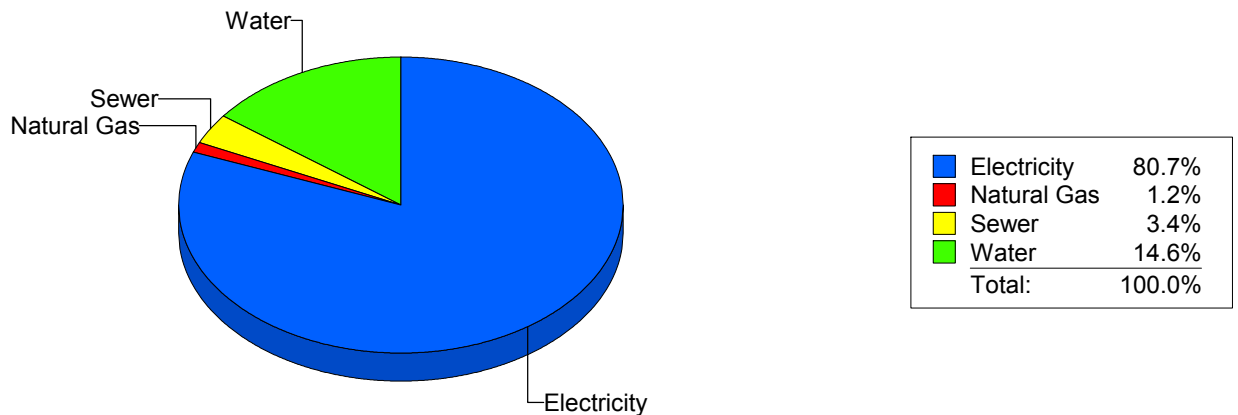
Cost Avoidance Program

Cost Summary Graph

Grouped by Energy Type

Energy Type	Use	Units	Meter Cost	Special Charges	Total Cost	Avg Unit Cost	% of Total Cost
Site: MOYE - HR MOYE							
Electricity	53,040	KWH	\$8,409.03	\$0.00	\$8,409.03	0.1585	80.70%
Natural Gas	175	CCF	\$125.84	\$0.00	\$125.84	0.7191	1.21%
Water	238	CCF	\$1,526.48	\$0.00	\$1,526.48	6.4138	14.65%
Sewer	75	CCF	\$359.32	\$0.00	\$359.32	4.7909	3.45%
Total Cost:			\$10,420.67	\$0.00	\$10,420.67		

For HR MOYE



Filters: Cost Center Name Not Equal To DoNotReport; Billing Period Equal To 201508All Meter CodesAll Group Names

elpaso

Energy CAP

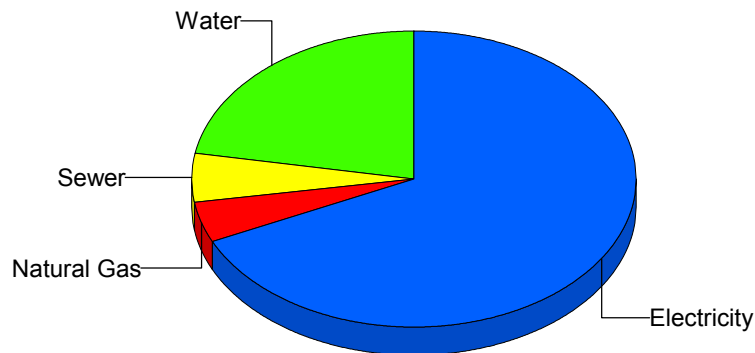
Cost Avoidance Program

Cost Summary Graph

Grouped by Energy Type

Energy Type	Use	Units	Meter Cost	Special Charges	Total Cost	Avg Unit Cost	% of Total Cost
Site: HUGHEY ELEMENTARY SC - HUGHEY ELEMENTARY SC							
Electricity	41,870	KWH	\$6,416.34	\$0.00	\$6,416.34	0.1532	68.08%
Natural Gas	120	CCF	\$405.82	\$0.00	\$405.82	3.3818	4.31%
Water	513	CCF	\$2,083.85	\$0.00	\$2,083.85	4.0621	22.11%
Sewer	147	CCF	\$518.71	\$0.00	\$518.71	3.5286	5.50%
Total Cost:			\$9,424.72	\$0.00	\$9,424.72		

For HUGHEY
ELEMENTARY
SC



Electricity	68.1%
Natural Gas	4.3%
Sewer	5.5%
Water	22.1%
Total:	100.0%

Filters: Cost Center Name Not Equal To DoNotReport; Billing Period Equal To 201508All Meter CodesAll Group Names

elpaso

Energy CAP

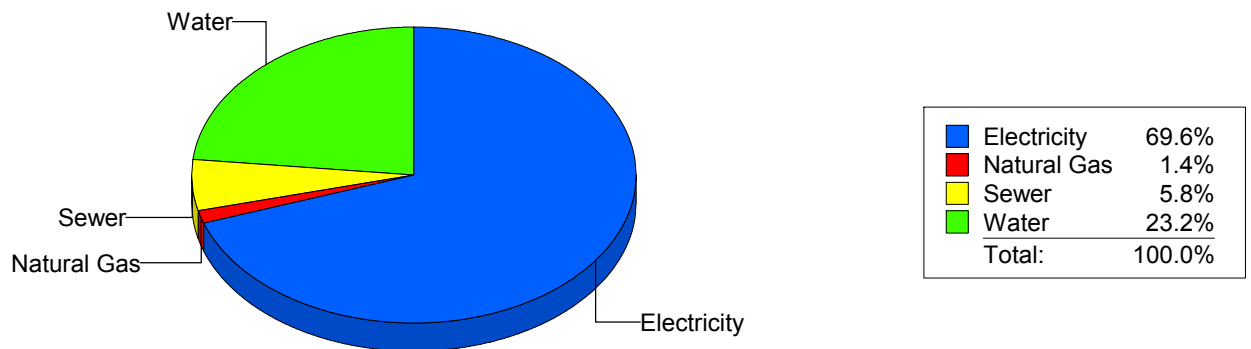
Cost Avoidance Program

Cost Summary Graph

Grouped by Energy Type

Energy Type	Use	Units	Meter Cost	Special Charges	Total Cost	Avg Unit Cost	% of Total Cost
Site: IRVIN HIGH SCHOOL - IRVIN HIGH SCHOOL							
Electricity	104,029	KWH	\$14,722.29	\$0.00	\$14,722.29	0.1415	69.63%
Natural Gas	119	CCF	\$290.54	\$0.00	\$290.54	2.4415	1.37%
Water	1,884	CCF	\$4,907.54	\$0.00	\$4,907.54	2.6049	23.21%
Sewer	714	CCF	\$1,224.60	\$0.00	\$1,224.60	1.7151	5.79%
Total Cost:			\$21,144.97	\$0.00	\$21,144.97		

For IRVIN HIGH SCHOOL



Filters: Cost Center Name Not Equal To DoNotReport; Billing Period Equal To 201508All Meter CodesAll Group Names

el Paso

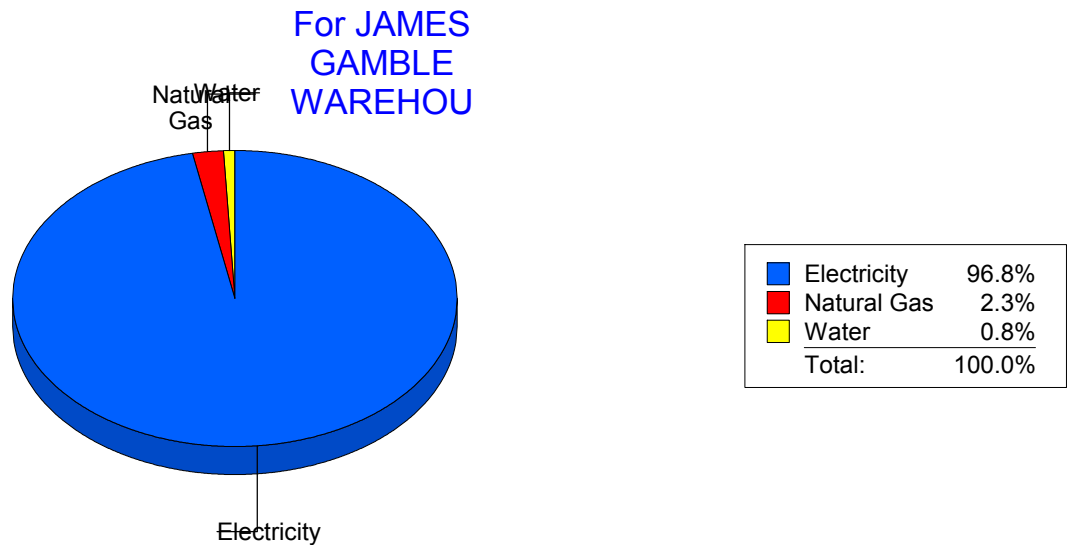
Energy CAP

Cost Avoidance Program

Cost Summary Graph

Grouped by Energy Type

Energy Type	Use	Units	Meter Cost	Special Charges	Total Cost	Avg Unit Cost	% of Total Cost
Site: JAMES GAMBLE WAREHOU - JAMES GAMBLE WAREHOU							
Electricity	37,900	KWH	\$5,011.19	\$0.00	\$5,011.19	0.1322	96.84%
Natural Gas	10	CCF	\$121.26	\$0.00	\$121.26	12.1260	2.34%
Water	0	CCF	\$42.47	\$0.00	\$42.47	0.0000	0.82%
Total Cost:			\$5,174.92	\$0.00	\$5,174.92		



Filters: Cost Center Name Not Equal To DoNotReport; Billing Period Equal To 201508All Meter CodesAll Group Names

elpaso

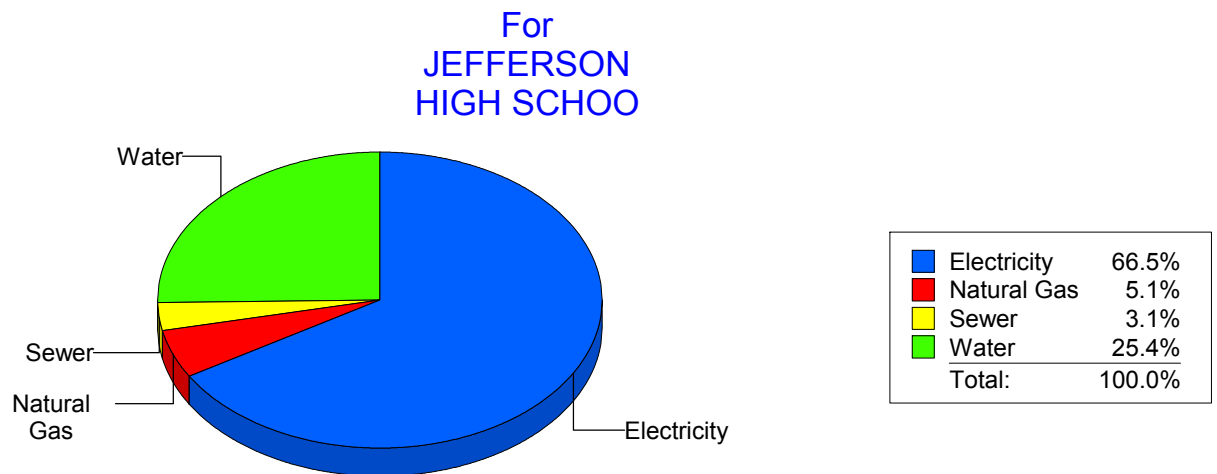
Energy CAP

Cost Avoidance Program

Cost Summary Graph

Grouped by Energy Type

Energy Type	Use	Units	Meter Cost	Special Charges	Total Cost	Avg Unit Cost	% of Total Cost
Site: JEFFERSON HIGH SCHOO - JEFFERSON HIGH SCHOO							
Electricity	129,997	KWH	\$14,795.15	\$0.00	\$14,795.15	0.1138	66.50%
Natural Gas	392	CCF	\$1,126.54	\$0.00	\$1,126.54	2.8738	5.06%
Water	1,494	CCF	\$5,647.90	\$0.00	\$5,647.90	3.7804	25.38%
Sewer	197	CCF	\$679.83	\$0.00	\$679.83	3.4509	3.06%
Total Cost:			\$22,249.42	\$0.00	\$22,249.42		



Filters: Cost Center Name Not Equal To DoNotReport; Billing Period Equal To 201508All Meter CodesAll Group Names

elpaso

Energy CAP

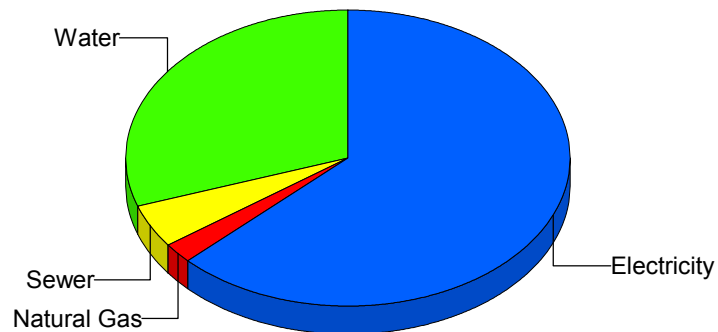
Cost Avoidance Program

Cost Summary Graph

Grouped by Energy Type

Energy Type	Use	Units	Meter Cost	Special Charges	Total Cost	Avg Unit Cost	% of Total Cost
Site: KOHLBERG ELEMENTARY - KOHLBERG ELEMENTARY							
Electricity	35,420	KWH	\$6,174.19	\$0.00	\$6,174.19	0.1743	62.64%
Natural Gas	23	CCF	\$244.30	\$0.00	\$244.30	10.6217	2.48%
Water	734	CCF	\$2,972.19	\$0.00	\$2,972.19	4.0493	30.15%
Sewer	166	CCF	\$465.87	\$0.00	\$465.87	2.8064	4.73%
Total Cost:			\$9,856.55	\$0.00	\$9,856.55		

For
KOHLBERG
ELEMENTARY



Electricity	62.6%
Natural Gas	2.5%
Sewer	4.7%
Water	30.2%
Total:	100.0%

Filters: Cost Center Name Not Equal To DoNotReport; Billing Period Equal To 201508All Meter CodesAll Group Names

elpaso

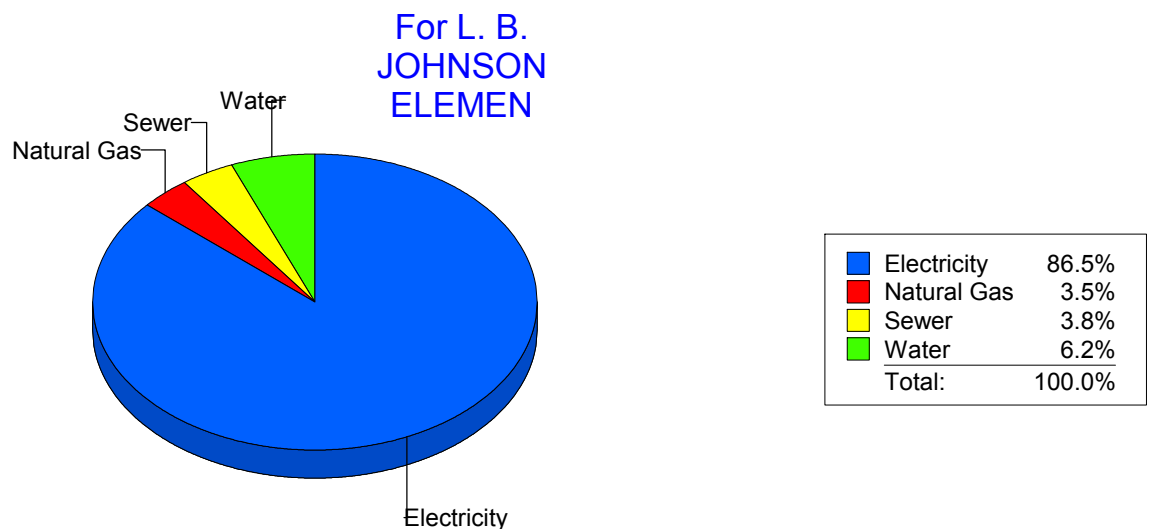
Energy CAP

Cost Avoidance Program

Cost Summary Graph

Grouped by Energy Type

Energy Type	Use	Units	Meter Cost	Special Charges	Total Cost	Avg Unit Cost	% of Total Cost
Site: L. B. JOHNSON ELEMEN - L. B. JOHNSON ELEMEN							
Electricity	63,400	KWH	\$8,169.08	\$0.00	\$8,169.08	0.1288	86.46%
Natural Gas	191	CCF	\$332.24	\$0.00	\$332.24	1.7395	3.52%
Water	317	CCF	\$587.78	\$0.00	\$587.78	1.8542	6.22%
Sewer	133	CCF	\$358.91	\$0.00	\$358.91	2.6986	3.80%
Total Cost:			\$9,448.01	\$0.00	\$9,448.01		



Filters: Cost Center Name Not Equal To DoNotReport; Billing Period Equal To 201508All Meter CodesAll Group Names

elpaso

Energy CAP

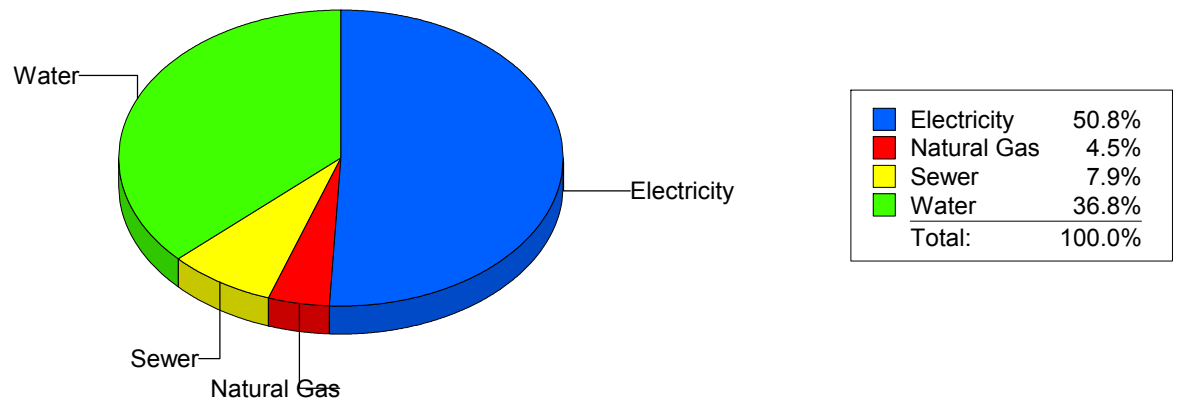
Cost Avoidance Program

Cost Summary Graph

Grouped by Energy Type

Energy Type	Use	Units	Meter Cost	Special Charges	Total Cost	Avg Unit Cost	% of Total Cost
Site: LAMAR ELEMENTARY SCH - LAMAR ELEMENTARY SCH							
Electricity	33,300	KWH	\$4,444.12	\$0.00	\$4,444.12	0.1335	50.76%
Natural Gas	89	CCF	\$391.38	\$0.00	\$391.38	4.3975	4.47%
Water	813	CCF	\$3,226.26	\$0.00	\$3,226.26	3.9683	36.85%
Sewer	203	CCF	\$693.42	\$0.00	\$693.42	3.4159	7.92%
Total Cost:			\$8,755.18	\$0.00	\$8,755.18		

For LAMAR
ELEMENTARY
SCH



Filters: Cost Center Name Not Equal To DoNotReport; Billing Period Equal To 201508All Meter CodesAll Group Names

elpaso

Energy CAP

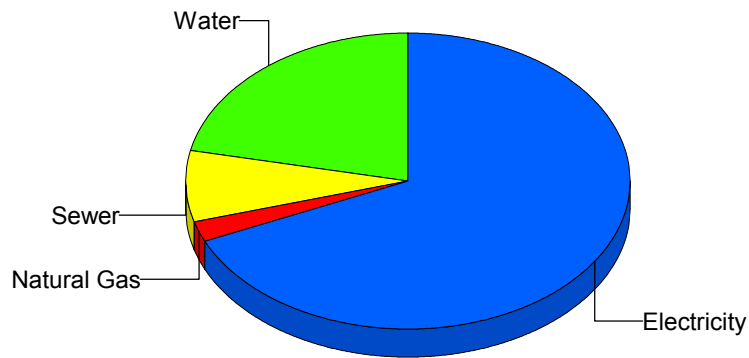
Cost Avoidance Program

Cost Summary Graph

Grouped by Energy Type

Energy Type	Use	Units	Meter Cost	Special Charges	Total Cost	Avg Unit Cost	% of Total Cost
Site: LEE ELEMENTARY - LEE ELEMENTARY							
Electricity	21,920	KWH	\$4,019.91	\$0.00	\$4,019.91	0.1834	68.27%
Natural Gas	50	CCF	\$139.77	\$0.00	\$139.77	2.7954	2.37%
Water	388	CCF	\$1,269.59	\$0.00	\$1,269.59	3.2721	21.56%
Sewer	103	CCF	\$458.83	\$0.00	\$458.83	4.4547	7.79%
Total Cost:			\$5,888.10	\$0.00	\$5,888.10		

For LEE
ELEMENTARY



Electricity	68.3%
Natural Gas	2.4%
Sewer	7.8%
Water	21.6%
Total:	100.0%

Filters: Cost Center Name Not Equal To DoNotReport; Billing Period Equal To 201508All Meter CodesAll Group Names

elpaso

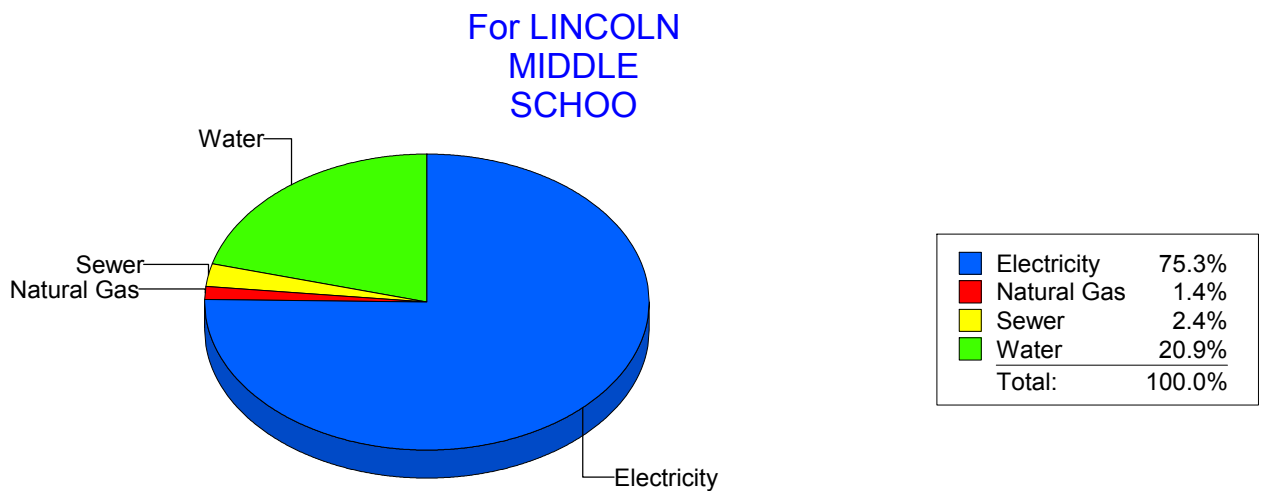
Energy CAP

Cost Avoidance Program

Cost Summary Graph

Grouped by Energy Type

Energy Type	Use	Units	Meter Cost	Special Charges	Total Cost	Avg Unit Cost	% of Total Cost
Site: LINCOLN MIDDLE SCHOO - LINCOLN MIDDLE SCHOO							
Electricity	128,950	KWH	\$15,000.63	\$0.00	\$15,000.63	0.1163	75.29%
Natural Gas	316	CCF	\$287.80	\$0.00	\$287.80	0.9108	1.44%
Water	1,027	CCF	\$4,157.02	\$0.00	\$4,157.02	4.0477	20.86%
Sewer	213	CCF	\$478.11	\$0.00	\$478.11	2.2446	2.40%
Total Cost:			\$19,923.56	\$0.00	\$19,923.56		



Filters: Cost Center Name Not Equal To DoNotReport; Billing Period Equal To 201508All Meter CodesAll Group Names

elpaso

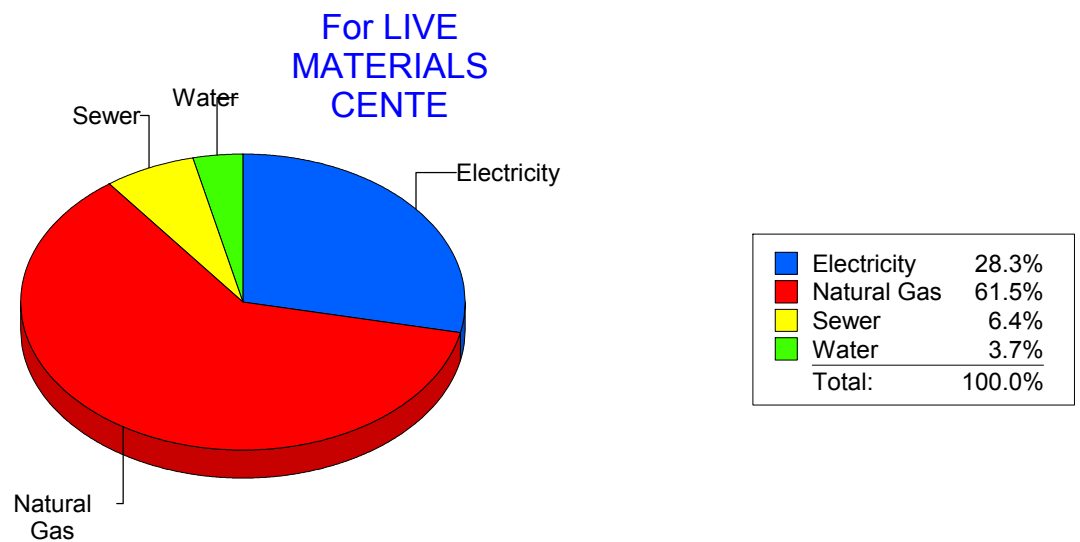
Energy CAP

Cost Avoidance Program

Cost Summary Graph

Grouped by Energy Type

Energy Type	Use	Units	Meter Cost	Special Charges	Total Cost	Avg Unit Cost	% of Total Cost
Site: LIVE MATERIALS CENTE - LIVE MATERIALS CENTE							
Electricity	643 KWH		\$110.20	\$0.00	\$110.20	0.1714	28.32%
Natural Gas	12 CCF		\$239.26	\$0.00	\$239.26	19.9383	61.49%
Water	2 CCF		\$14.54	\$0.00	\$14.54	7.2700	3.74%
Sewer	1 CCF		\$25.09	\$0.00	\$25.09	25.0900	6.45%
Total Cost:			\$389.09	\$0.00	\$389.09		



Filters: Cost Center Name Not Equal To DoNotReport; Billing Period Equal To 201508All Meter CodesAll Group Names

elpaso

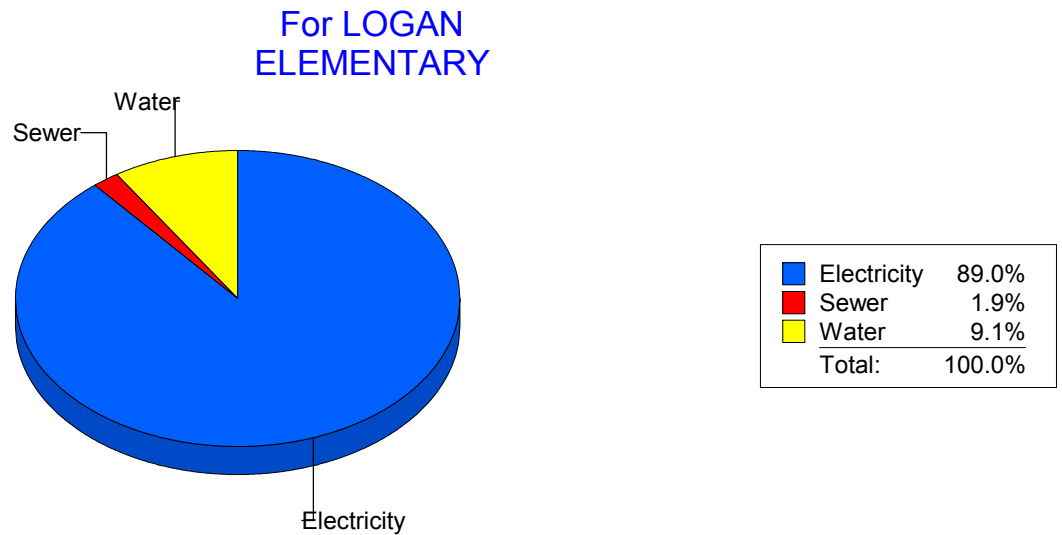
Energy CAP

Cost Avoidance Program

Cost Summary Graph

Grouped by Energy Type

Energy Type	Use	Units	Meter Cost	Special Charges	Total Cost	Avg Unit Cost	% of Total Cost
Site: LOGAN ELEMENTARY - LOGAN ELEMENTARY							
Electricity	302 KWH		\$3,641.22	\$0.00	\$3,641.22	12.0570	88.98%
Water	61 CCF		\$373.90	\$0.00	\$373.90	6.1295	9.14%
Sewer	5 CCF		\$76.92	\$0.00	\$76.92	15.3840	1.88%
Total Cost:			\$4,092.04	\$0.00	\$4,092.04		



Filters: Cost Center Name Not Equal To DoNotReport; Billing Period Equal To 201508All Meter CodesAll Group Names

elpaso

Energy CAP

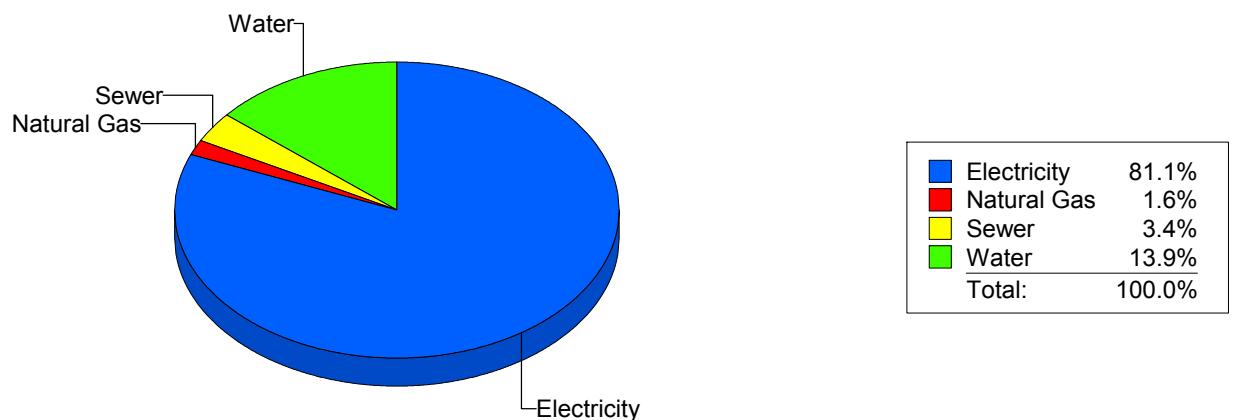
Cost Avoidance Program

Cost Summary Graph

Grouped by Energy Type

Energy Type	Use	Units	Meter Cost	Special Charges	Total Cost	Avg Unit Cost	% of Total Cost
Site: LUNDY - LUNDY							
Electricity	35,200	KWH	\$13,755.27	\$0.00	\$13,755.27	0.3908	81.11%
Natural Gas	81	CCF	\$270.83	\$0.00	\$270.83	3.3436	1.60%
Water	567	CCF	\$2,352.18	\$0.00	\$2,352.18	4.1485	13.87%
Sewer	224	CCF	\$581.33	\$0.00	\$581.33	2.5952	3.43%
Total Cost:			\$16,959.61	\$0.00	\$16,959.61		

For LUNDY



Filters: Cost Center Name Not Equal To DoNotReport; Billing Period Equal To 201508All Meter CodesAll Group Names

elpaso

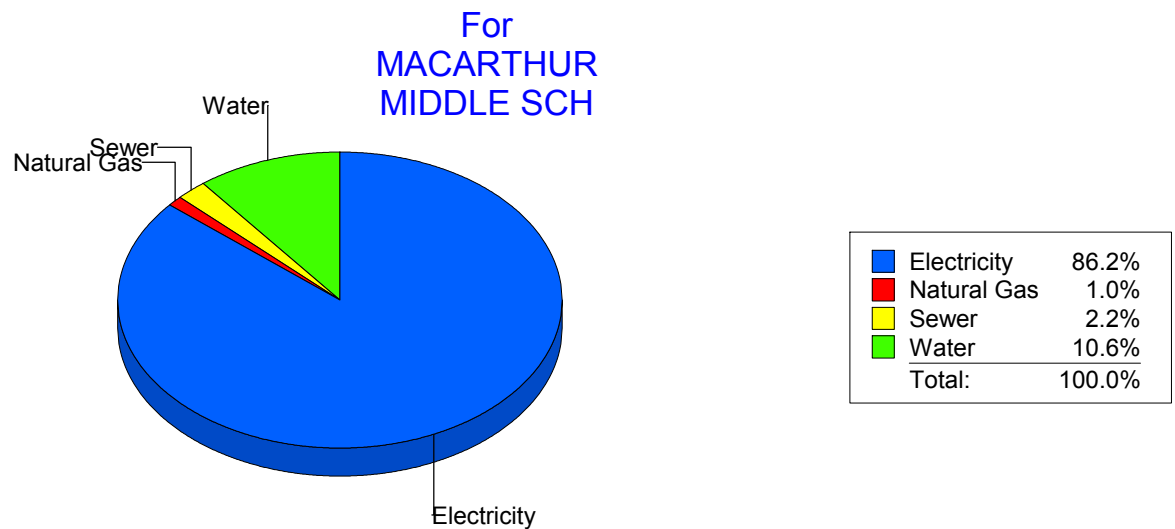
Energy CAP

Cost Avoidance Program

Cost Summary Graph

Grouped by Energy Type

Energy Type	Use	Units	Meter Cost	Special Charges	Total Cost	Avg Unit Cost	% of Total Cost
Site: MACARTHUR MIDDLE SCH - MACARTHUR MIDDLE SCH							
Electricity	85,280	KWH	\$11,562.88	\$0.00	\$11,562.88	0.1356	86.17%
Natural Gas	44	CCF	\$137.02	\$0.00	\$137.02	3.1141	1.02%
Water	328	CCF	\$1,419.02	\$0.00	\$1,419.02	4.3263	10.58%
Sewer	93	CCF	\$299.31	\$0.00	\$299.31	3.2184	2.23%
Total Cost:			\$13,418.23	\$0.00	\$13,418.23		



Filters: Cost Center Name Not Equal To DoNotReport; Billing Period Equal To 201508All Meter CodesAll Group Names

elpaso

Energy CAP

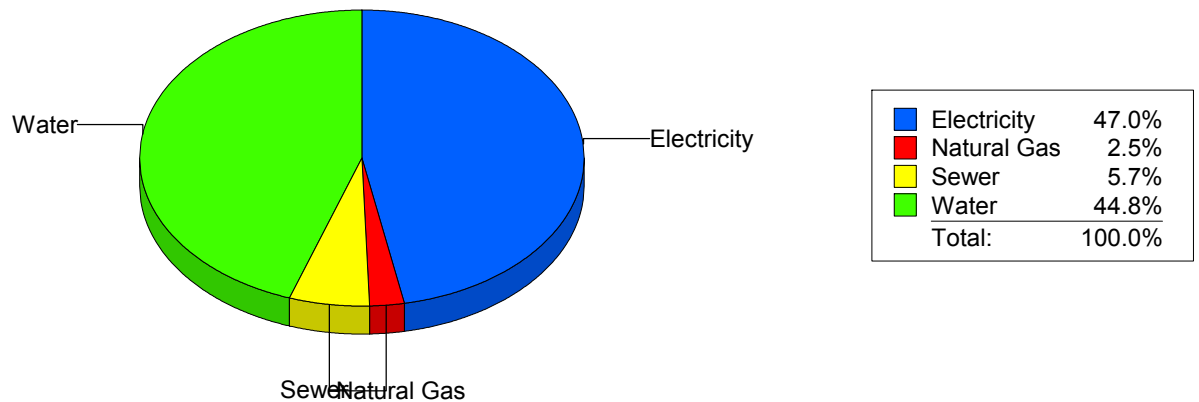
Cost Avoidance Program

Cost Summary Graph

Grouped by Energy Type

Energy Type	Use	Units	Meter Cost	Special Charges	Total Cost	Avg Unit Cost	% of Total Cost
Site: MAGOFFIN MIDDLE SCHO - MAGOFFIN MIDDLE SCHO							
Electricity	16,030	KWH	\$2,549.91	\$0.00	\$2,549.91	0.1591	47.00%
Natural Gas	46	CCF	\$137.72	\$0.00	\$137.72	2.9939	2.54%
Water	752	CCF	\$2,430.82	\$0.00	\$2,430.82	3.2325	44.80%
Sewer	40	CCF	\$307.17	\$0.00	\$307.17	7.6793	5.66%
Total Cost:			\$5,425.62	\$0.00	\$5,425.62		

For MAGOFFIN
MIDDLE SCHO



Filters: Cost Center Name Not Equal To DoNotReport; Billing Period Equal To 201508All Meter CodesAll Group Names

elpaso

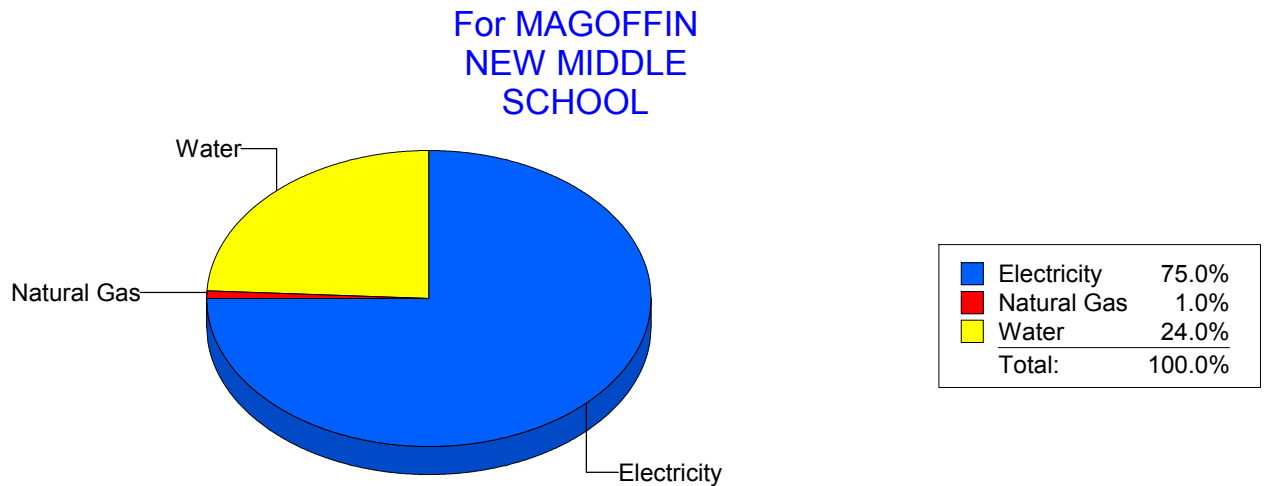
Energy CAP

Cost Avoidance Program

Cost Summary Graph

Grouped by Energy Type

Energy Type	Use	Units	Meter Cost	Special Charges	Total Cost	Avg Unit Cost	% of Total Cost
Site: MAGOFFINMIDDLESCHOOLN047 - MAGOFFIN NEW MIDDLE SCHOOL							
Electricity	99,400	KWH	\$13,249.00	\$0.00	\$13,249.00	0.1333	74.99%
Natural Gas	115	CCF	\$171.33	\$0.00	\$171.33	1.4898	0.97%
Water	1,004	CCF	\$4,247.40	\$0.00	\$4,247.40	4.2305	24.04%
Total Cost:			\$17,667.73	\$0.00	\$17,667.73		



Filters: Cost Center Name Not Equal To DoNotReport; Billing Period Equal To 201508All Meter CodesAll Group Names

elpaso

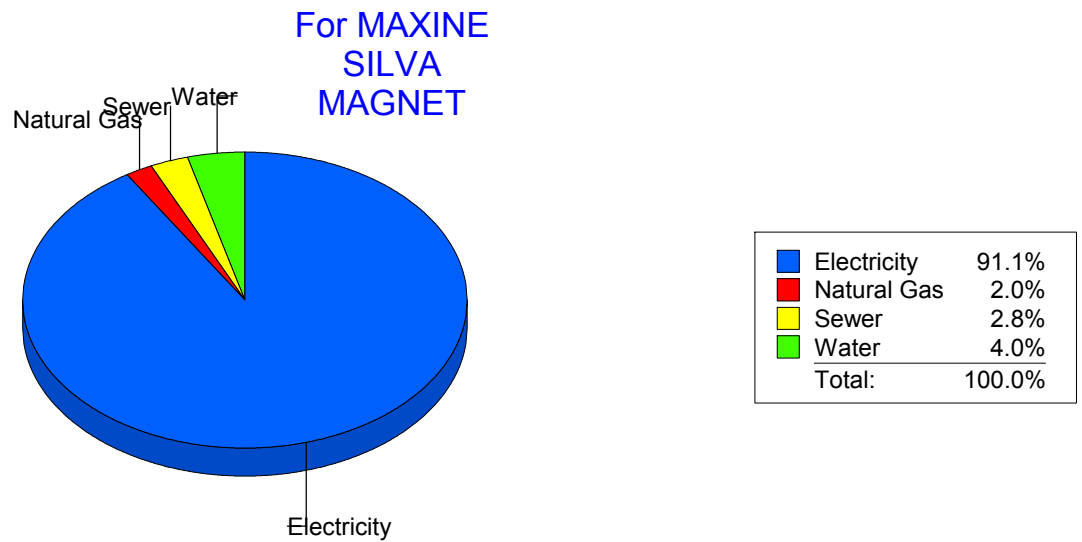
Energy CAP

Cost Avoidance Program

Cost Summary Graph

Grouped by Energy Type

Energy Type	Use	Units	Meter Cost	Special Charges	Total Cost	Avg Unit Cost	% of Total Cost
Site: MAXINE SILVA MAGNET - MAXINE SILVA MAGNET							
Electricity	72,000	KWH	\$8,899.10	\$0.00	\$8,899.10	0.1236	91.12%
Natural Gas	160	CCF	\$197.41	\$0.00	\$197.41	1.2338	2.02%
Water	130	CCF	\$394.71	\$0.00	\$394.71	3.0362	4.04%
Sewer	77	CCF	\$275.47	\$0.00	\$275.47	3.5775	2.82%
Total Cost:			\$9,766.69	\$0.00	\$9,766.69		



Filters: Cost Center Name Not Equal To DoNotReport; Billing Period Equal To 201508All Meter CodesAll Group Names

elpaso

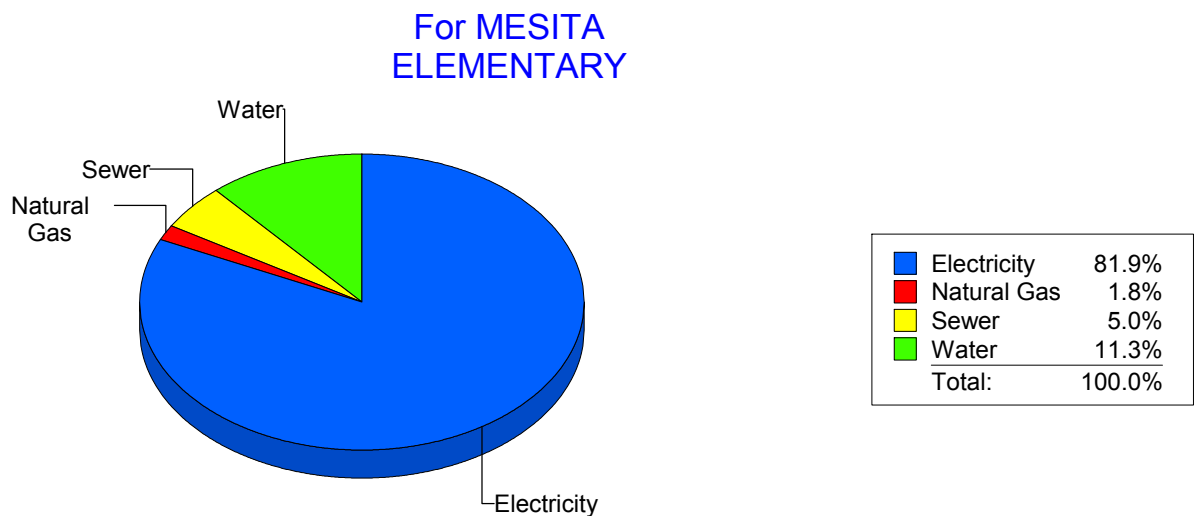
Energy CAP

Cost Avoidance Program

Cost Summary Graph

Grouped by Energy Type

Energy Type	Use	Units	Meter Cost	Special Charges	Total Cost	Avg Unit Cost	% of Total Cost
Site: MESITA ELEMENTARY - MESITA ELEMENTARY							
Electricity	96,600	KWH	\$13,054.87	\$0.00	\$13,054.87	0.1351	81.87%
Natural Gas	125	CCF	\$290.96	\$0.00	\$290.96	2.3277	1.82%
Water	416	CCF	\$1,803.56	\$0.00	\$1,803.56	4.3355	11.31%
Sewer	368	CCF	\$795.89	\$0.00	\$795.89	2.1627	4.99%
Total Cost:			\$15,945.28	\$0.00	\$15,945.28		



Filters: Cost Center Name Not Equal To DoNotReport; Billing Period Equal To 201508All Meter CodesAll Group Names

elpaso

Energy CAP

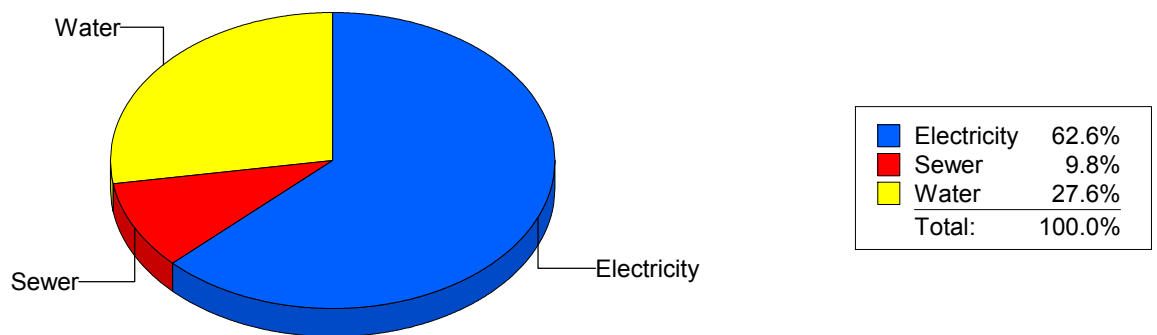
Cost Avoidance Program

Cost Summary Graph

Grouped by Energy Type

Energy Type	Use	Units	Meter Cost	Special Charges	Total Cost	Avg Unit Cost	% of Total Cost
Site: MILAM ELEMENTARY - MILAM ELEMENTARY							
Electricity	11,640	KWH	\$1,931.40	\$0.00	\$1,931.40	0.1659	62.65%
Water	265	CCF	\$850.67	\$0.00	\$850.67	3.2101	27.59%
Sewer	94	CCF	\$300.80	\$0.00	\$300.80	3.2000	9.76%
Total Cost:			\$3,082.87	\$0.00	\$3,082.87		

For MILAM
ELEMENTARY



Filters: Cost Center Name Not Equal To DoNotReport; Billing Period Equal To 201508All Meter CodesAll Group Names

elpaso

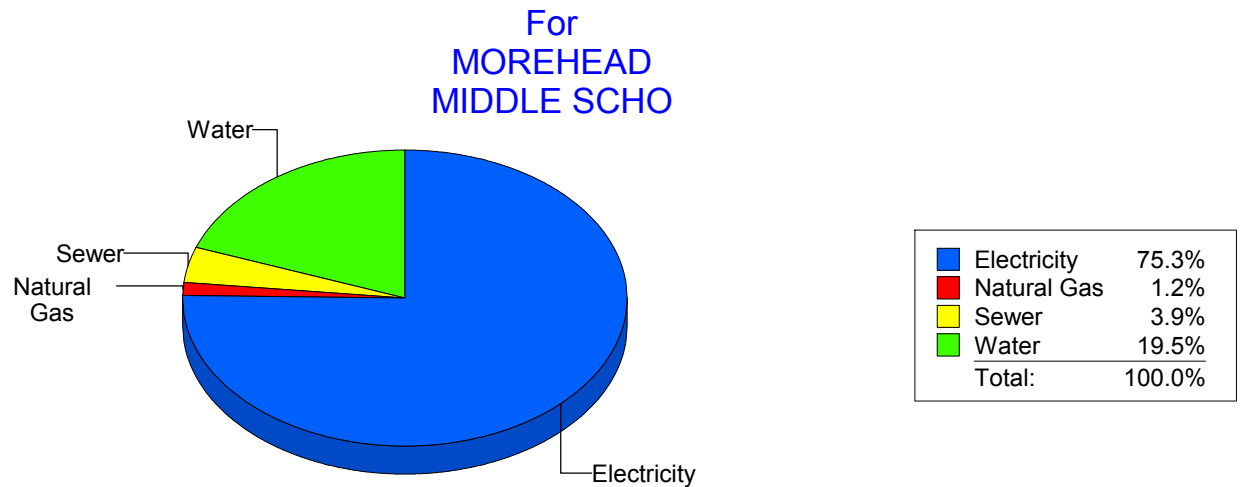
Energy CAP

Cost Avoidance Program

Cost Summary Graph

Grouped by Energy Type

Energy Type	Use	Units	Meter Cost	Special Charges	Total Cost	Avg Unit Cost	% of Total Cost
Site: MOREHEAD MIDDLE SCHO - MOREHEAD MIDDLE SCHO							
Electricity	90,233	KWH	\$11,500.21	\$0.00	\$11,500.21	0.1275	75.33%
Natural Gas	138	CCF	\$184.66	\$0.00	\$184.66	1.3381	1.21%
Water	1,855	CCF	\$2,983.58	\$0.00	\$2,983.58	1.6084	19.54%
Sewer	235	CCF	\$597.72	\$0.00	\$597.72	2.5435	3.92%
Total Cost:			\$15,266.17	\$0.00	\$15,266.17		



Filters: Cost Center Name Not Equal To DoNotReport; Billing Period Equal To 201508All Meter CodesAll Group Names

elpaso

Energy CAP

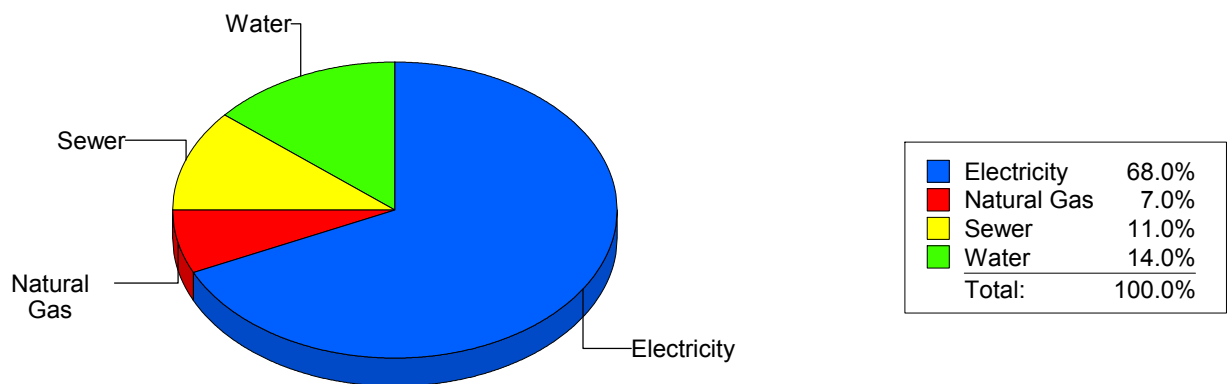
Cost Avoidance Program

Cost Summary Graph

Grouped by Energy Type

Energy Type	Use	Units	Meter Cost	Special Charges	Total Cost	Avg Unit Cost	% of Total Cost
Site: NEWMAN ELEMENTARY - NEWMAN ELEMENTARY							
Electricity	22,335	KWH	\$3,622.15	\$0.00	\$3,622.15	0.1622	67.99%
Natural Gas	49	CCF	\$373.09	\$0.00	\$373.09	7.6141	7.00%
Water	313	CCF	\$744.70	\$0.00	\$744.70	2.3792	13.98%
Sewer	309	CCF	\$587.67	\$0.00	\$587.67	1.9018	11.03%
Total Cost:			\$5,327.61	\$0.00	\$5,327.61		

For NEWMAN
ELEMENTARY



Filters: Cost Center Name Not Equal To DoNotReport; Billing Period Equal To 201508All Meter CodesAll Group Names

elpaso

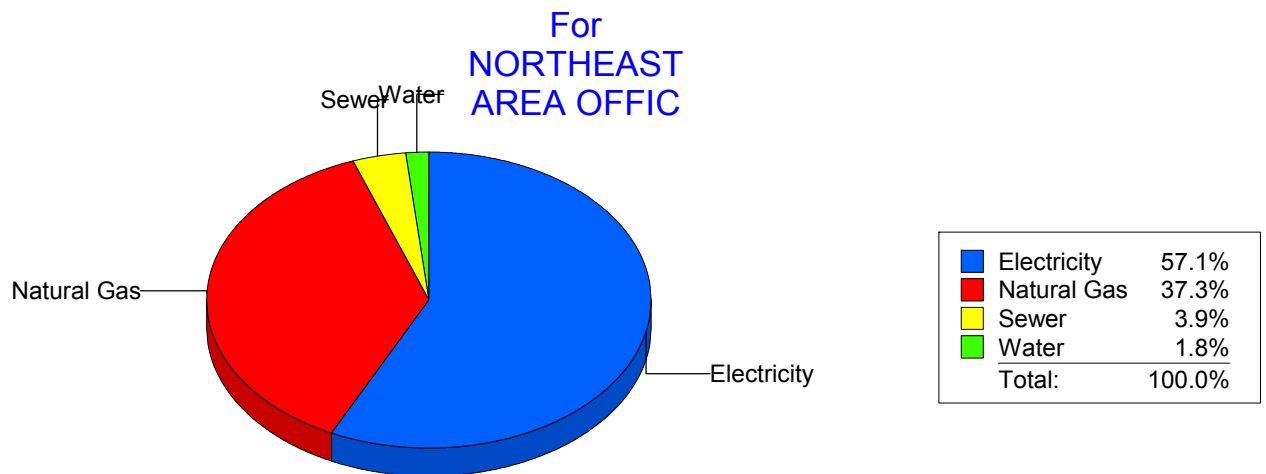
Energy CAP

Cost Avoidance Program

Cost Summary Graph

Grouped by Energy Type

Energy Type	Use	Units	Meter Cost	Special Charges	Total Cost	Avg Unit Cost	% of Total Cost
Site: NORTHEAST AREA OFFIC - NORTHEAST AREA OFFIC							
Electricity	6,240	KWH	\$716.54	\$0.00	\$716.54	0.1148	57.09%
Natural Gas	0	CCF	\$467.56	\$0.00	\$467.56	0.0000	37.25%
Water	0	CCF	\$22.36	\$0.00	\$22.36	0.0000	1.78%
Sewer	1	CCF	\$48.69	\$0.00	\$48.69	48.6900	3.88%
Total Cost:			\$1,255.15	\$0.00	\$1,255.15		



Filters: Cost Center Name Not Equal To DoNotReport; Billing Period Equal To 201508All Meter CodesAll Group Names

elpaso

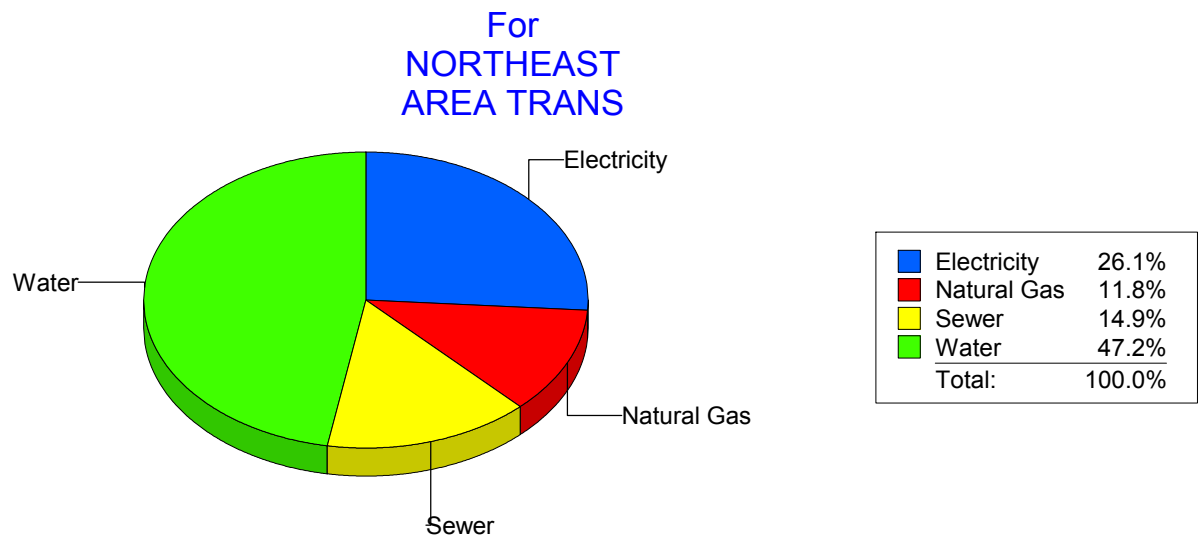
Energy CAP

Cost Avoidance Program

Cost Summary Graph

Grouped by Energy Type

Energy Type	Use	Units	Meter Cost	Special Charges	Total Cost	Avg Unit Cost	% of Total Cost
Site: NORTHEAST AREA TRANS - NORTHEAST AREA TRANS							
Electricity	5,210	KWH	\$541.44	\$0.00	\$541.44	0.1039	26.10%
Natural Gas	23	CCF	\$244.30	\$0.00	\$244.30	10.6217	11.78%
Water	195	CCF	\$980.19	\$0.00	\$980.19	5.0266	47.25%
Sewer	41	CCF	\$308.66	\$0.00	\$308.66	7.5283	14.88%
Total Cost:			\$2,074.59	\$0.00	\$2,074.59		



Filters: Cost Center Name Not Equal To DoNotReport; Billing Period Equal To 201508All Meter CodesAll Group Names

elpaso

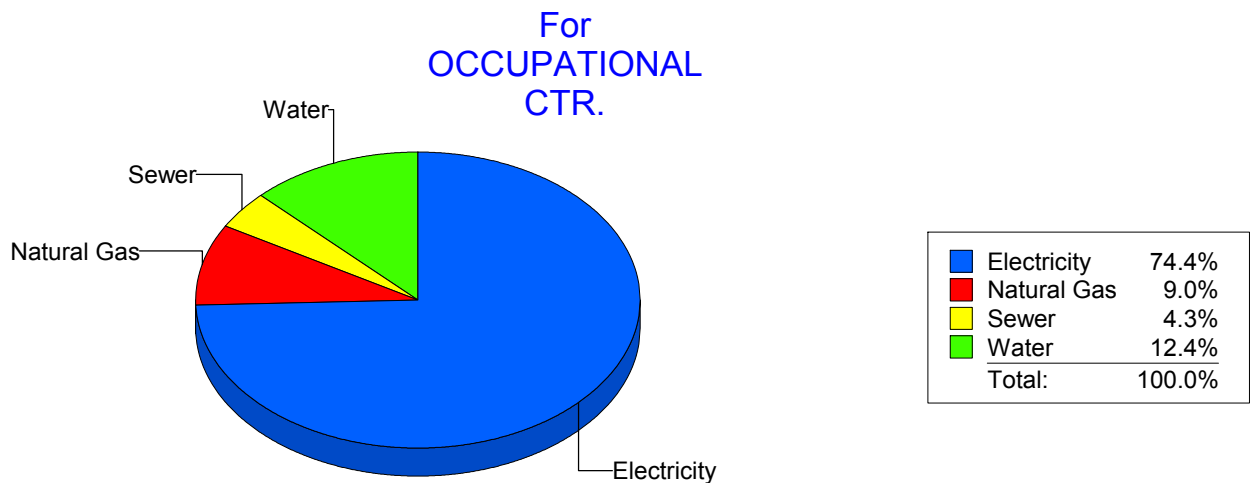
Energy CAP

Cost Avoidance Program

Cost Summary Graph

Grouped by Energy Type

Energy Type	Use	Units	Meter Cost	Special Charges	Total Cost	Avg Unit Cost	% of Total Cost
Site: OCCUPATIONAL CTR. - OCCUPATIONAL CTR.							
Electricity	6,500	KWH	\$1,139.04	\$0.00	\$1,139.04	0.1752	74.35%
Natural Gas	45	CCF	\$137.48	\$0.00	\$137.48	3.0551	8.97%
Water	23	CCF	\$190.21	\$0.00	\$190.21	8.2700	12.42%
Sewer	5	CCF	\$65.24	\$0.00	\$65.24	13.0480	4.26%
Total Cost:			\$1,531.97	\$0.00	\$1,531.97		



Filters: Cost Center Name Not Equal To DoNotReport; Billing Period Equal To 201508All Meter CodesAll Group Names

elpaso

Energy CAP

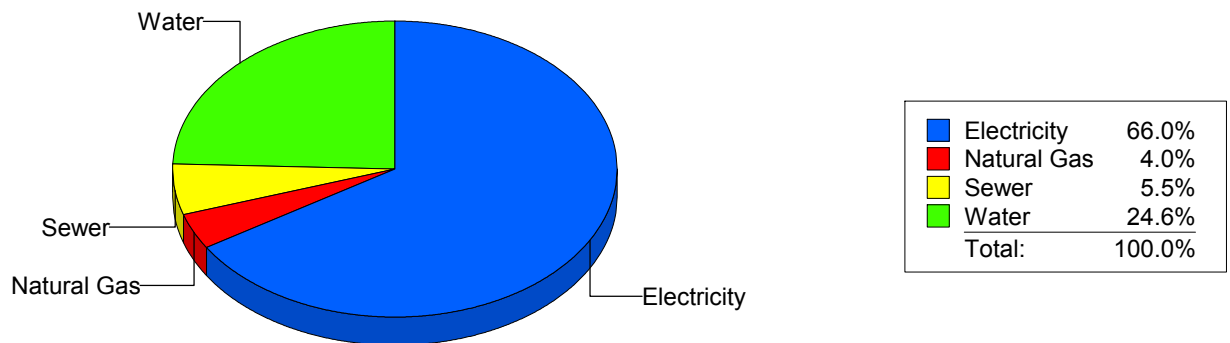
Cost Avoidance Program

Cost Summary Graph

Grouped by Energy Type

Energy Type	Use	Units	Meter Cost	Special Charges	Total Cost	Avg Unit Cost	% of Total Cost
Site: PARK ELEMENTARY - PARK ELEMENTARY							
Electricity	25,596	KWH	\$3,981.60	\$0.00	\$3,981.60	0.1556	65.98%
Natural Gas	11	CCF	\$238.81	\$0.00	\$238.81	21.7100	3.96%
Water	322	CCF	\$1,483.34	\$0.00	\$1,483.34	4.6066	24.58%
Sewer	90	CCF	\$330.83	\$0.00	\$330.83	3.6759	5.48%
Total Cost:			\$6,034.58	\$0.00	\$6,034.58		

For PARK
ELEMENTARY



Filters: Cost Center Name Not Equal To DoNotReport; Billing Period Equal To 201508All Meter CodesAll Group Names

elpaso

Energy CAP

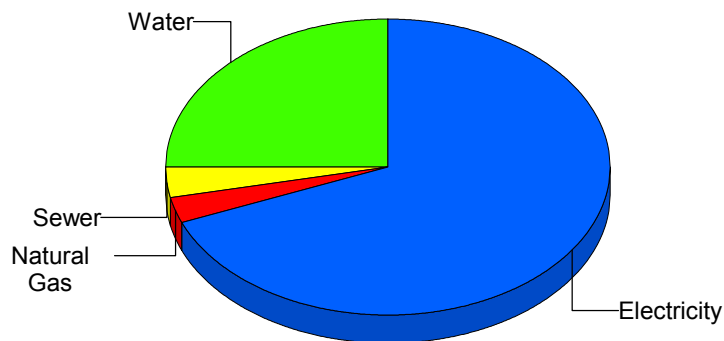
Cost Avoidance Program

Cost Summary Graph

Grouped by Energy Type

Energy Type	Use	Units	Meter Cost	Special Charges	Total Cost	Avg Unit Cost	% of Total Cost
Site: PAUL MORENO - PAUL MORENO							
Electricity	51,000	KWH	\$7,630.06	\$0.00	\$7,630.06	0.1496	68.96%
Natural Gas	113	CCF	\$287.05	\$0.00	\$287.05	2.5403	2.59%
Water	521	CCF	\$2,765.94	\$0.00	\$2,765.94	5.3089	25.00%
Sewer	109	CCF	\$380.94	\$0.00	\$380.94	3.4949	3.44%
Total Cost:			\$11,063.99	\$0.00	\$11,063.99		

For PAUL
MORENO



Electricity	69.0%
Natural Gas	2.6%
Sewer	3.4%
Water	25.0%
Total:	100.0%

Filters: Cost Center Name Not Equal To DoNotReport; Billing Period Equal To 201508All Meter CodesAll Group Names

elpaso

Energy CAP

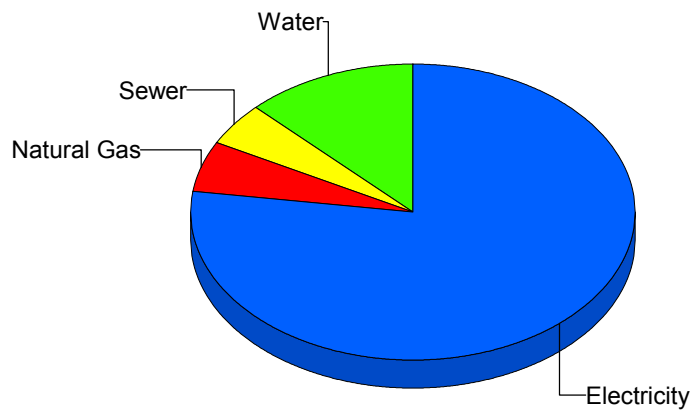
Cost Avoidance Program

Cost Summary Graph

Grouped by Energy Type

Energy Type	Use	Units	Meter Cost	Special Charges	Total Cost	Avg Unit Cost	% of Total Cost
Site: POLK ELEMENTARY - POLK ELEMENTARY							
Electricity	20,900	KWH	\$3,973.45	\$0.00	\$3,973.45	0.1901	77.13%
Natural Gas	108	CCF	\$284.15	\$0.00	\$284.15	2.6310	5.52%
Water	181	CCF	\$641.08	\$0.00	\$641.08	3.5419	12.44%
Sewer	62	CCF	\$253.12	\$0.00	\$253.12	4.0826	4.91%
Total Cost:			\$5,151.80	\$0.00	\$5,151.80		

For POLK
ELEMENTARY



Electricity	77.1%
Natural Gas	5.5%
Sewer	4.9%
Water	12.4%
Total:	100.0%

Filters: Cost Center Name Not Equal To DoNotReport; Billing Period Equal To 201508All Meter CodesAll Group Names

elpaso

Energy CAP

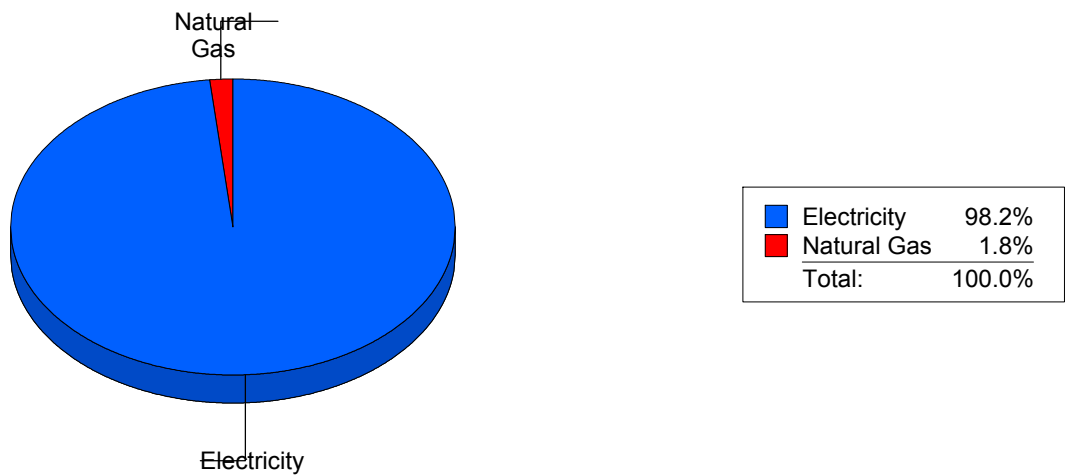
Cost Avoidance Program

Cost Summary Graph

Grouped by Energy Type

Energy Type	Use	Units	Meter Cost	Special Charges	Total Cost	Avg Unit Cost	% of Total Cost
Site: POWELL - POWELL							
Electricity	60,720	KWH	\$9,152.31	\$0.00	\$9,152.31	0.1507	98.24%
Natural Gas	102	CCF	\$163.79	\$0.00	\$163.79	1.6058	1.76%
Total Cost:			\$9,316.10	\$0.00	\$9,316.10		

For POWELL



Filters: Cost Center Name Not Equal To DoNotReport; Billing Period Equal To 201508All Meter CodesAll Group Names

elpaso

Energy CAP

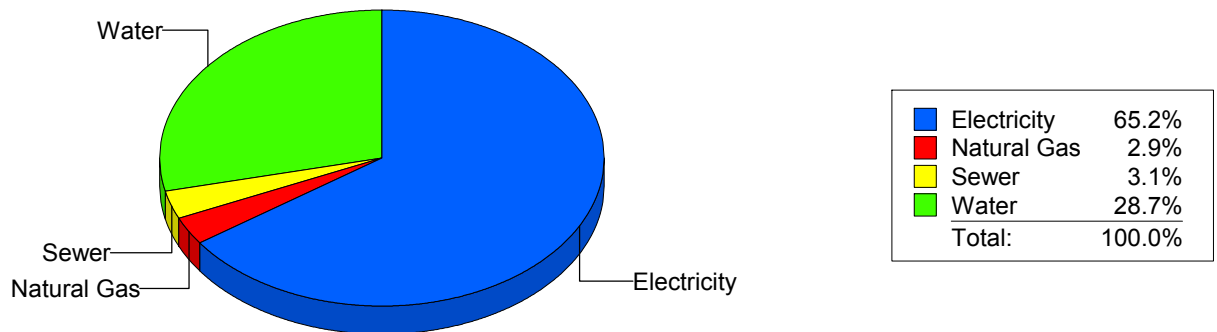
Cost Avoidance Program

Cost Summary Graph

Grouped by Energy Type

Energy Type	Use	Units	Meter Cost	Special Charges	Total Cost	Avg Unit Cost	% of Total Cost
Site: PUTNAM ELEMENTARY - PUTNAM ELEMENTARY							
Electricity	25,010	KWH	\$5,584.60	\$0.00	\$5,584.60	0.2233	65.25%
Natural Gas	40	CCF	\$252.08	\$0.00	\$252.08	6.3020	2.95%
Water	595	CCF	\$2,455.38	\$0.00	\$2,455.38	4.1267	28.69%
Sewer	122	CCF	\$266.72	\$0.00	\$266.72	2.1862	3.12%
Total Cost:			\$8,558.78	\$0.00	\$8,558.78		

For PUTNAM
ELEMENTARY



Filters: Cost Center Name Not Equal To DoNotReport; Billing Period Equal To 201508All Meter CodesAll Group Names

elpaso

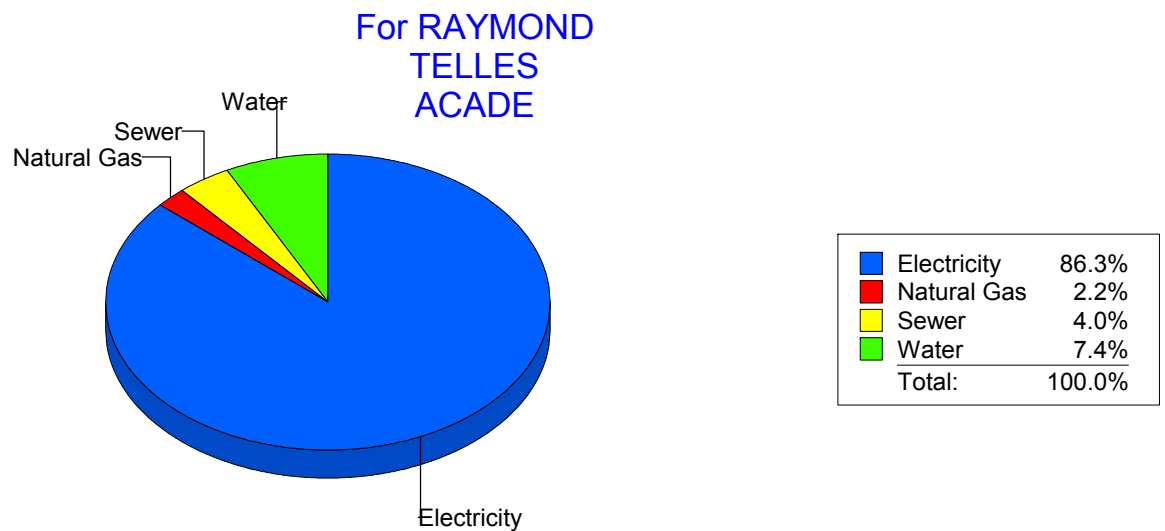
Energy CAP

Cost Avoidance Program

Cost Summary Graph

Grouped by Energy Type

Energy Type	Use	Units	Meter Cost	Special Charges	Total Cost	Avg Unit Cost	% of Total Cost
Site: RAYMOND TELLES ACADE - RAYMOND TELLES ACADE							
Electricity	38,200	KWH	\$4,903.99	\$0.00	\$4,903.99	0.1284	86.33%
Natural Gas	23	CCF	\$127.41	\$0.00	\$127.41	5.5396	2.24%
Water	106	CCF	\$421.09	\$0.00	\$421.09	3.9725	7.41%
Sewer	45	CCF	\$227.79	\$0.00	\$227.79	5.0620	4.01%
Total Cost:			\$5,680.28	\$0.00	\$5,680.28		



Filters: Cost Center Name Not Equal To DoNotReport; Billing Period Equal To 201508All Meter CodesAll Group Names

elpaso

Energy CAP

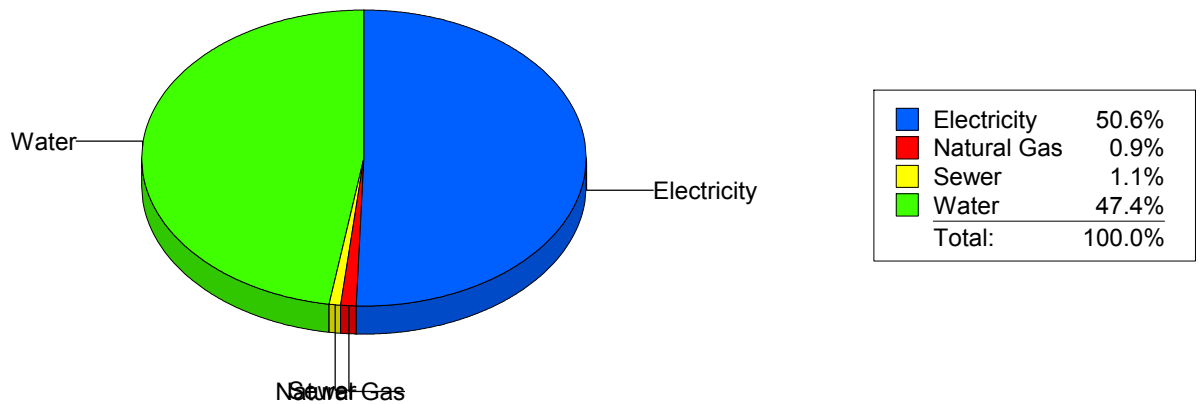
Cost Avoidance Program

Cost Summary Graph

Grouped by Energy Type

Energy Type	Use	Units	Meter Cost	Special Charges	Total Cost	Avg Unit Cost	% of Total Cost
Site: RICHARDSON MIDDLE - RICHARDSON MIDDLE							
Electricity	105,600	KWH	\$13,008.77	\$0.00	\$13,008.77	0.1232	50.63%
Natural Gas	225	CCF	\$235.07	\$0.00	\$235.07	1.0448	0.91%
Water	2,198	CCF	\$12,169.74	\$0.00	\$12,169.74	5.5367	47.37%
Sewer	79	CCF	\$278.45	\$0.00	\$278.45	3.5247	1.08%
Total Cost:			\$25,692.03	\$0.00	\$25,692.03		

For
RICHARDSON
MIDDLE



Filters: Cost Center Name Not Equal To DoNotReport; Billing Period Equal To 201508All Meter CodesAll Group Names

elpaso

Energy CAP

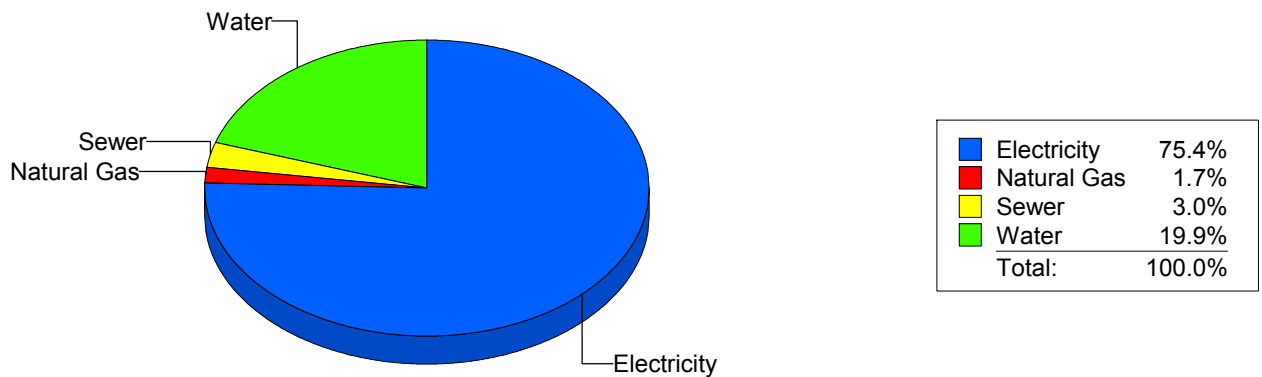
Cost Avoidance Program

Cost Summary Graph

Grouped by Energy Type

Energy Type	Use	Units	Meter Cost	Special Charges	Total Cost	Avg Unit Cost	% of Total Cost
Site: RIVERA ELEMENTARY - RIVERA ELEMENTARY							
Electricity	55,320	KWH	\$8,470.21	\$0.00	\$8,470.21	0.1531	75.44%
Natural Gas	144	CCF	\$188.13	\$0.00	\$188.13	1.3065	1.68%
Water	595	CCF	\$2,230.98	\$0.00	\$2,230.98	3.7495	19.87%
Sewer	119	CCF	\$338.05	\$0.00	\$338.05	2.8408	3.01%
Total Cost:			\$11,227.37	\$0.00	\$11,227.37		

For RIVERA
ELEMENTARY



Filters: Cost Center Name Not Equal To DoNotReport; Billing Period Equal To 201508All Meter CodesAll Group Names

elpaso

Energy CAP

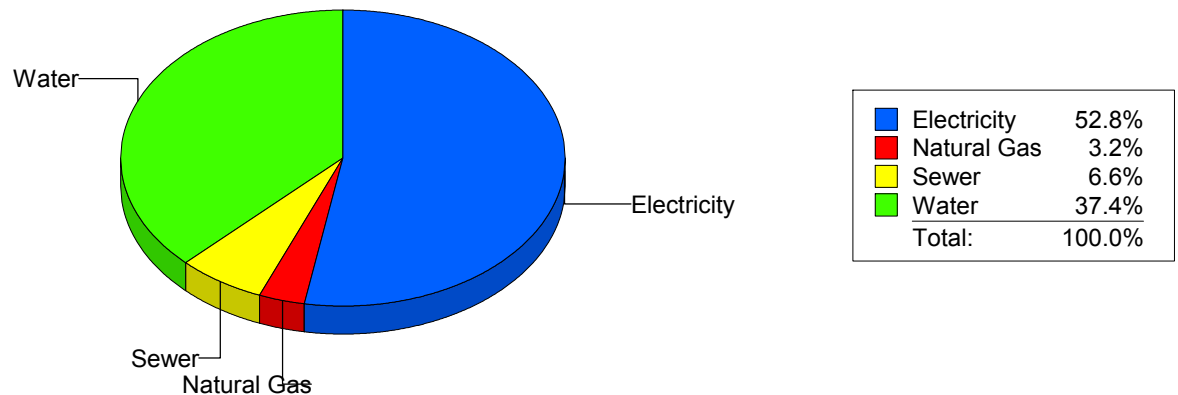
Cost Avoidance Program

Cost Summary Graph

Grouped by Energy Type

Energy Type	Use	Units	Meter Cost	Special Charges	Total Cost	Avg Unit Cost	% of Total Cost
Site: ROBERTS ELEMENTARY - ROBERTS ELEMENTARY							
Electricity	41,363	KWH	\$4,947.29	\$0.00	\$4,947.29	0.1196	52.78%
Natural Gas	141	CCF	\$302.92	\$0.00	\$302.92	2.1484	3.23%
Water	1,054	CCF	\$3,506.15	\$0.00	\$3,506.15	3.3265	37.41%
Sewer	298	CCF	\$616.56	\$0.00	\$616.56	2.0690	6.58%
Total Cost:			\$9,372.92	\$0.00	\$9,372.92		

For ROBERTS
ELEMENTARY



Filters: Cost Center Name Not Equal To DoNotReport; Billing Period Equal To 201508All Meter CodesAll Group Names

elpaso

Energy CAP

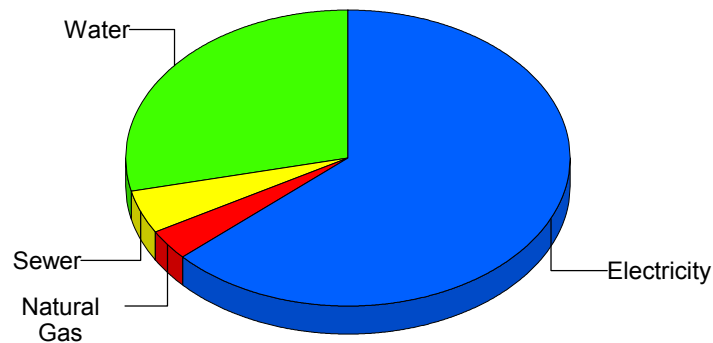
Cost Avoidance Program

Cost Summary Graph

Grouped by Energy Type

Energy Type	Use	Units	Meter Cost	Special Charges	Total Cost	Avg Unit Cost	% of Total Cost
Site: ROSA GUERRERO ELEMEN - ROSA GUERRERO ELEMEN							
Electricity	43,300	KWH	\$5,916.70	\$0.00	\$5,916.70	0.1366	63.46%
Natural Gas	150	CCF	\$308.49	\$0.00	\$308.49	2.0566	3.31%
Water	953	CCF	\$2,659.74	\$0.00	\$2,659.74	2.7909	28.53%
Sewer	140	CCF	\$438.81	\$0.00	\$438.81	3.1344	4.71%
Total Cost:			\$9,323.74	\$0.00	\$9,323.74		

For ROSA
GUERRERO
ELEMEN



Electricity	63.5%
Natural Gas	3.3%
Sewer	4.7%
Water	28.5%
Total:	100.0%

Filters: Cost Center Name Not Equal To DoNotReport; Billing Period Equal To 201508All Meter CodesAll Group Names

el paso

Energy CAP

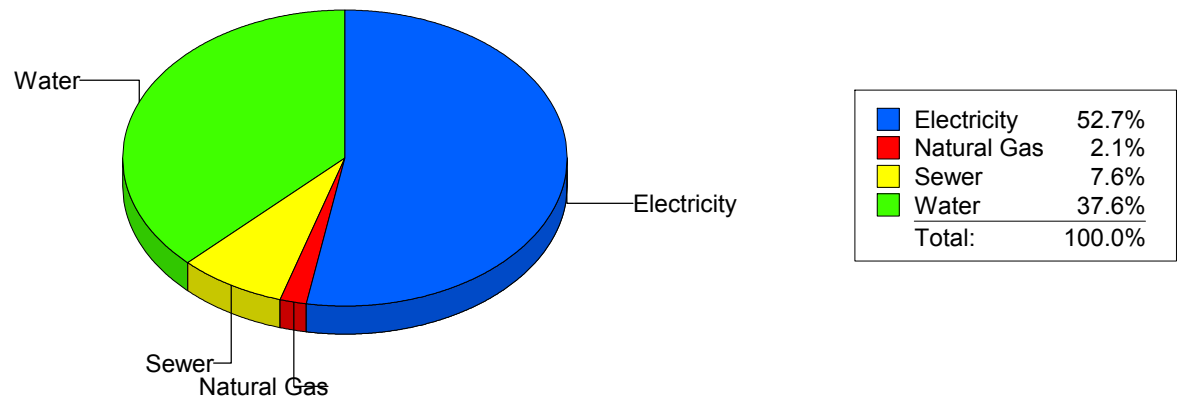
Cost Avoidance Program

Cost Summary Graph

Grouped by Energy Type

Energy Type	Use	Units	Meter Cost	Special Charges	Total Cost	Avg Unit Cost	% of Total Cost
Site: ROSS MIDDLE SCHOOL - ROSS MIDDLE SCHOOL							
Electricity	55,769	KWH	\$8,098.11	\$0.00	\$8,098.11	0.1452	52.67%
Natural Gas	371	CCF	\$319.67	\$0.00	\$319.67	0.8616	2.08%
Water	2,091	CCF	\$5,786.95	\$0.00	\$5,786.95	2.7676	37.64%
Sewer	678	CCF	\$1,170.96	\$0.00	\$1,170.96	1.7271	7.62%
Total Cost:			\$15,375.69	\$0.00	\$15,375.69		

For ROSS
MIDDLE
SCHOOL



Filters: Cost Center Name Not Equal To DoNotReport; Billing Period Equal To 201508All Meter CodesAll Group Names

elpaso

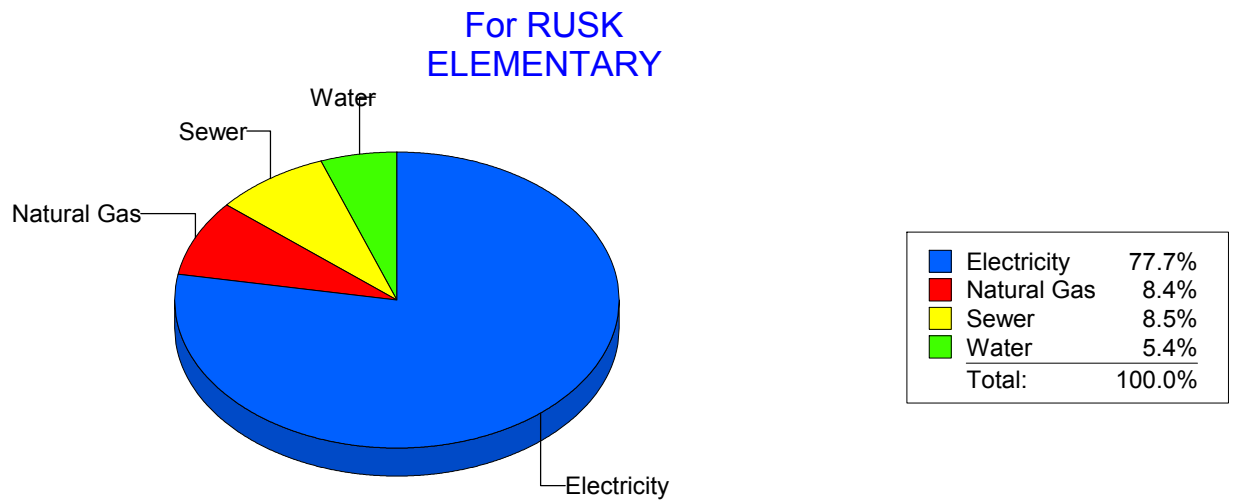
Energy CAP

Cost Avoidance Program

Cost Summary Graph

Grouped by Energy Type

Energy Type	Use	Units	Meter Cost	Special Charges	Total Cost	Avg Unit Cost	% of Total Cost
Site: RUSK ELEMENTARY - RUSK ELEMENTARY							
Electricity	21,316	KWH	\$3,322.74	\$0.00	\$3,322.74	0.1559	77.68%
Natural Gas	21	CCF	\$360.27	\$0.00	\$360.27	17.1557	8.42%
Water	35	CCF	\$231.94	\$0.00	\$231.94	6.6269	5.42%
Sewer	142	CCF	\$362.32	\$0.00	\$362.32	2.5515	8.47%
Total Cost:			\$4,277.27	\$0.00	\$4,277.27		



Filters: Cost Center Name Not Equal To DoNotReport; Billing Period Equal To 201508All Meter CodesAll Group Names

elpaso

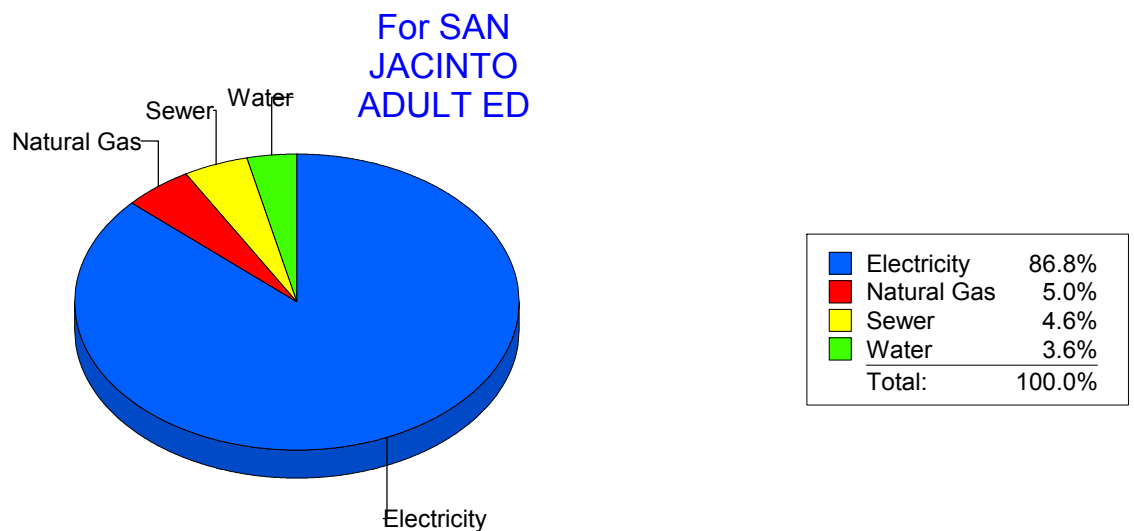
Energy CAP

Cost Avoidance Program

Cost Summary Graph

Grouped by Energy Type

Energy Type	Use	Units	Meter Cost	Special Charges	Total Cost	Avg Unit Cost	% of Total Cost
Site: SAN JACINTO ADULT ED - SAN JACINTO ADULT ED							
Electricity	11,000	KWH	\$2,023.86	\$0.00	\$2,023.86	0.1840	86.77%
Natural Gas	0	CCF	\$116.89	\$0.00	\$116.89	0.0000	5.01%
Water	7	CCF	\$84.92	\$0.00	\$84.92	12.1314	3.64%
Sewer	25	CCF	\$106.72	\$0.00	\$106.72	4.2688	4.58%
Total Cost:			\$2,332.39	\$0.00	\$2,332.39		



Filters: Cost Center Name Not Equal To DoNotReport; Billing Period Equal To 201508All Meter CodesAll Group Names

elpaso

Energy CAP

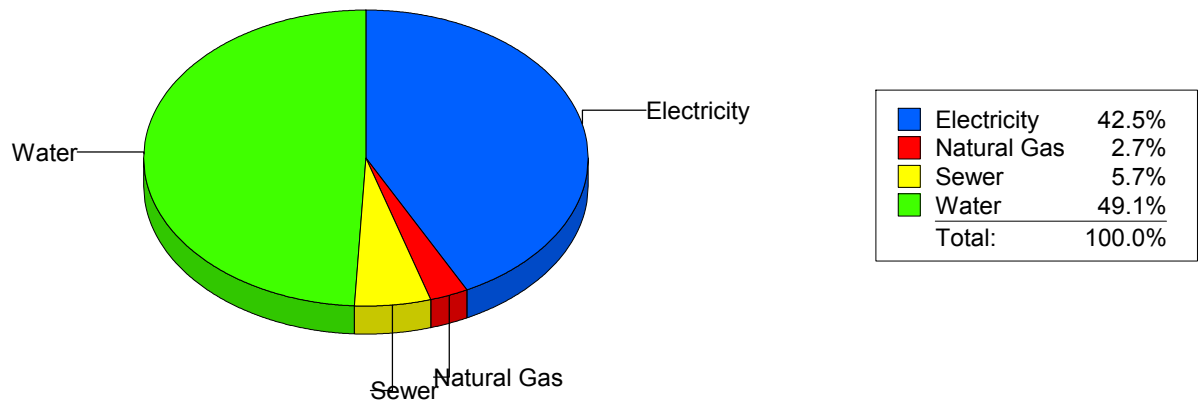
Cost Avoidance Program

Cost Summary Graph

Grouped by Energy Type

Energy Type	Use	Units	Meter Cost	Special Charges	Total Cost	Avg Unit Cost	% of Total Cost
Site: SCHUSTER ELEMENTARY - SCHUSTER ELEMENTARY							
Electricity	11,262	KWH	\$2,023.29	\$0.00	\$2,023.29	0.1797	42.54%
Natural Gas	29	CCF	\$130.15	\$0.00	\$130.15	4.4879	2.74%
Water	600	CCF	\$2,334.13	\$0.00	\$2,334.13	3.8902	49.07%
Sewer	134	CCF	\$269.13	\$0.00	\$269.13	2.0084	5.66%
Total Cost:			\$4,756.70	\$0.00	\$4,756.70		

For
SCHUSTER
ELEMENTARY



Filters: Cost Center Name Not Equal To DoNotReport; Billing Period Equal To 201508All Meter CodesAll Group Names

elpaso

Energy CAP

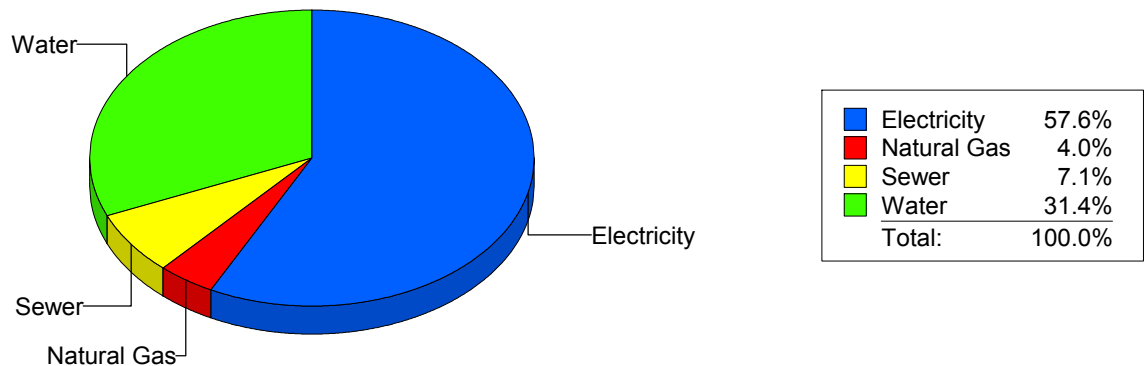
Cost Avoidance Program

Cost Summary Graph

Grouped by Energy Type

Energy Type	Use	Units	Meter Cost	Special Charges	Total Cost	Avg Unit Cost	% of Total Cost
Site: STANTON ELEMENTARY - STANTON ELEMENTARY							
Electricity	17,056	KWH	\$3,468.98	\$0.00	\$3,468.98	0.2034	57.63%
Natural Gas	10	CCF	\$238.15	\$0.00	\$238.15	23.8150	3.96%
Water	602	CCF	\$1,887.33	\$0.00	\$1,887.33	3.1351	31.35%
Sewer	200	CCF	\$425.26	\$0.00	\$425.26	2.1263	7.06%
Total Cost:			\$6,019.72	\$0.00	\$6,019.72		

For STANTON
ELEMENTARY



Filters: Cost Center Name Not Equal To DoNotReport; Billing Period Equal To 201508All Meter CodesAll Group Names

elpaso

Energy CAP

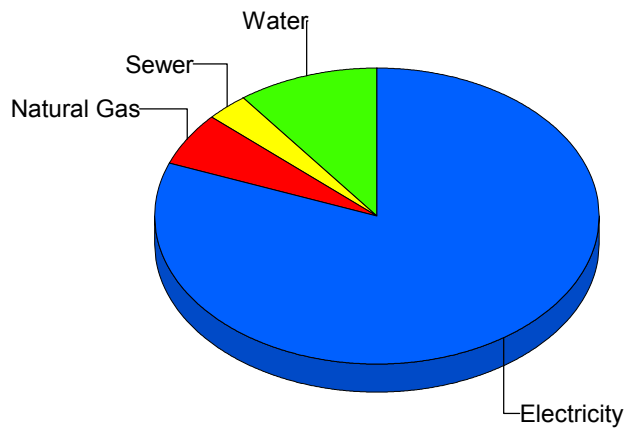
Cost Avoidance Program

Cost Summary Graph

Grouped by Energy Type

Energy Type	Use	Units	Meter Cost	Special Charges	Total Cost	Avg Unit Cost	% of Total Cost
Site: SUNSET HIGH - SUNSET HIGH							
Electricity	28,040	KWH	\$3,129.29	\$0.00	\$3,129.29	0.1116	80.71%
Natural Gas	221	CCF	\$232.74	\$0.00	\$232.74	1.0531	6.00%
Water	105	CCF	\$398.23	\$0.00	\$398.23	3.7927	10.27%
Sewer	32	CCF	\$117.15	\$0.00	\$117.15	3.6609	3.02%
Total Cost:			\$3,877.41	\$0.00	\$3,877.41		

For SUNSET HIGH



Electricity	80.7%
Natural Gas	6.0%
Sewer	3.0%
Water	10.3%
Total:	100.0%

Filters: Cost Center Name Not Equal To DoNotReport; Billing Period Equal To 201508All Meter CodesAll Group Names

elpaso

Energy CAP

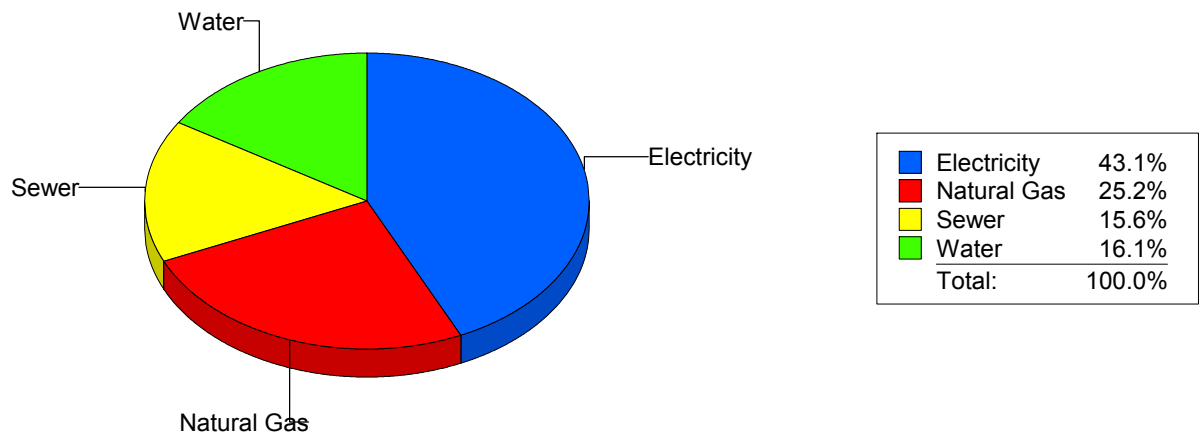
Cost Avoidance Program

Cost Summary Graph

Grouped by Energy Type

Energy Type	Use	Units	Meter Cost	Special Charges	Total Cost	Avg Unit Cost	% of Total Cost
Site: TENNISCENTER - TENNIS CENTER							
Electricity	157 KWH		\$199.86	\$0.00	\$199.86	1.2730	43.07%
Natural Gas	0 CCF		\$116.89	\$0.00	\$116.89	0.0000	25.19%
Water	1 CCF		\$74.84	\$0.00	\$74.84	74.8400	16.13%
Sewer	2 CCF		\$72.45	\$0.00	\$72.45	36.2250	15.61%
Total Cost:			\$464.04	\$0.00	\$464.04		

For TENNIS
CENTER



Filters: Cost Center Name Not Equal To DoNotReport; Billing Period Equal To 201508All Meter CodesAll Group Names

elpaso

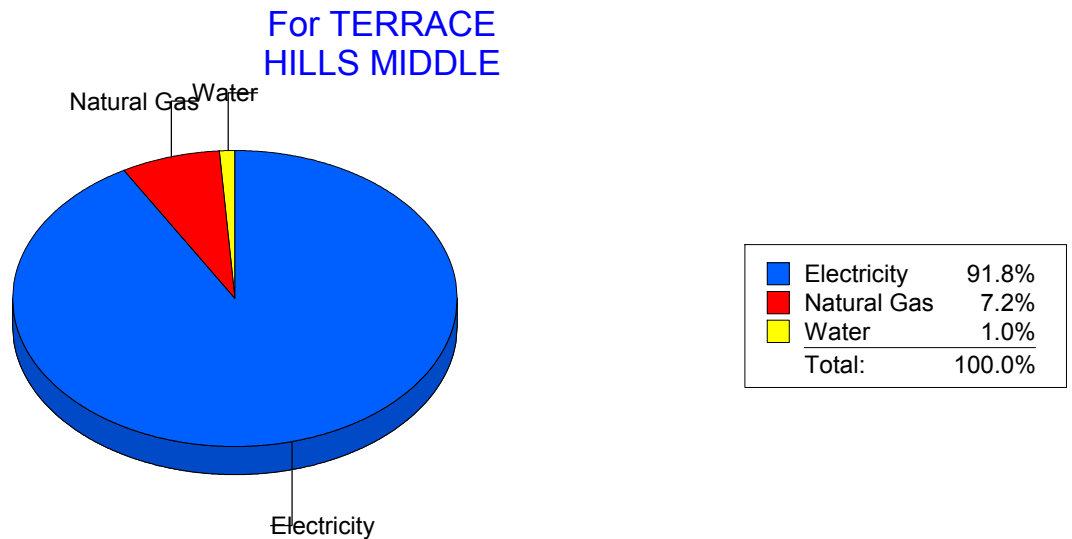
Energy CAP

Cost Avoidance Program

Cost Summary Graph

Grouped by Energy Type

Energy Type	Use	Units	Meter Cost	Special Charges	Total Cost	Avg Unit Cost	% of Total Cost
Site: TERRACE HILLS MIDDLE - TERRACE HILLS MIDDLE							
Electricity	20,850	KWH	\$3,871.79	\$0.00	\$3,871.79	0.1857	91.77%
Natural Gas	155	CCF	\$304.98	\$0.00	\$304.98	1.9676	7.23%
Water	0	CCF	\$42.47	\$0.00	\$42.47	0.0000	1.01%
Total Cost:			\$4,219.24	\$0.00	\$4,219.24		



Filters: Cost Center Name Not Equal To DoNotReport; Billing Period Equal To 201508All Meter CodesAll Group Names

elpaso

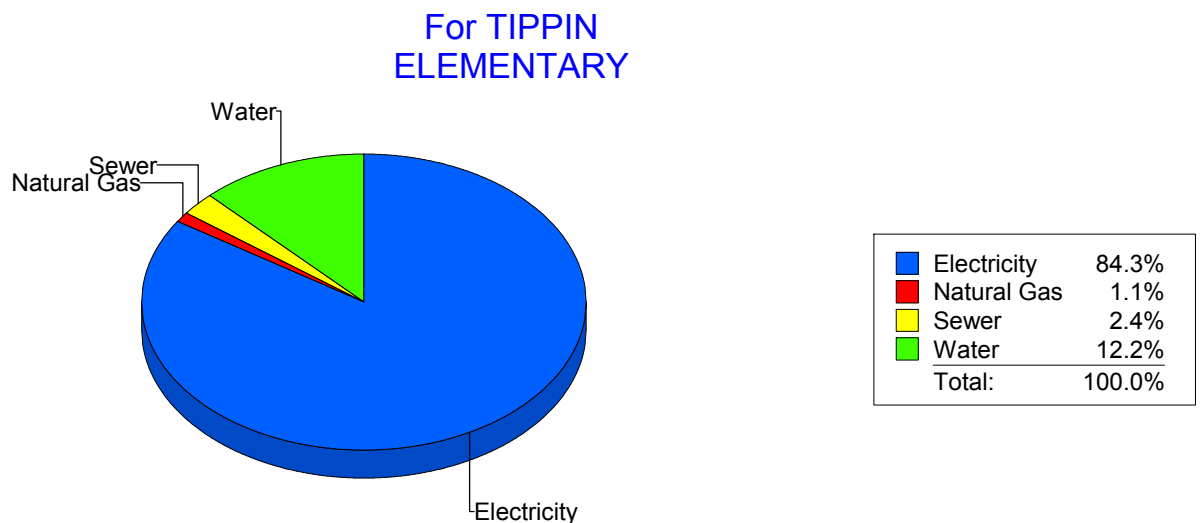
Energy CAP

Cost Avoidance Program

Cost Summary Graph

Grouped by Energy Type

Energy Type	Use	Units	Meter Cost	Special Charges	Total Cost	Avg Unit Cost	% of Total Cost
Site: TIPPIN - TIPPIN ELEMENTARY							
Electricity	83,040	KWH	\$10,255.01	\$0.00	\$10,255.01	0.1235	84.27%
Natural Gas	41	CCF	\$135.60	\$0.00	\$135.60	3.3073	1.11%
Water	337	CCF	\$1,485.66	\$0.00	\$1,485.66	4.4085	12.21%
Sewer	89	CCF	\$293.35	\$0.00	\$293.35	3.2961	2.41%
Total Cost:			\$12,169.62	\$0.00	\$12,169.62		



Filters: Cost Center Name Not Equal To DoNotReport; Billing Period Equal To 201508All Meter CodesAll Group Names

elpaso

Energy CAP

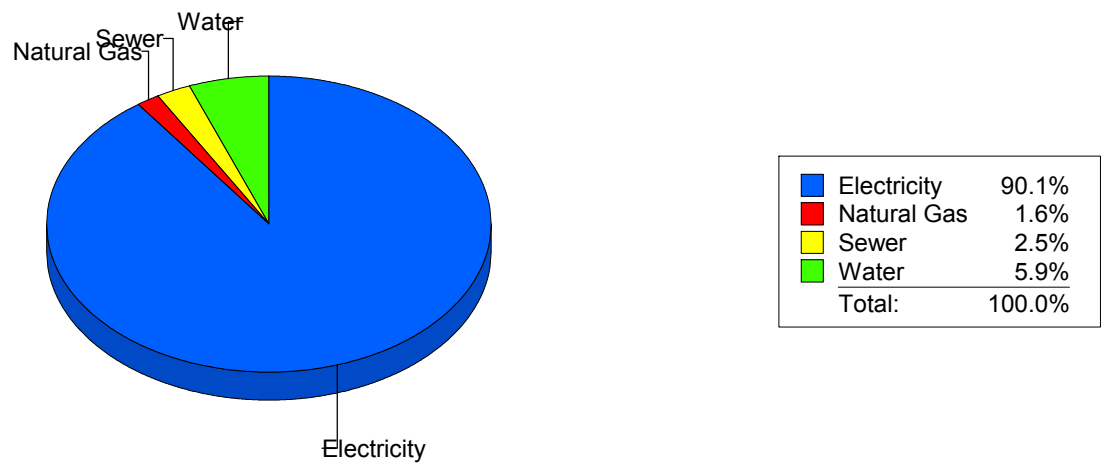
Cost Avoidance Program

Cost Summary Graph

Grouped by Energy Type

Energy Type	Use	Units	Meter Cost	Special Charges	Total Cost	Avg Unit Cost	% of Total Cost
Site: TOMLEA - TOM LEA							
Electricity	94,760	KWH	\$11,535.24	\$0.00	\$11,535.24	0.1217	90.08%
Natural Gas	165	CCF	\$200.31	\$0.00	\$200.31	1.2140	1.56%
Water	202	CCF	\$752.13	\$0.00	\$752.13	3.7234	5.87%
Sewer	105	CCF	\$317.19	\$0.00	\$317.19	3.0209	2.48%
Total Cost:			\$12,804.87	\$0.00	\$12,804.87		

For TOM LEA



Filters: Cost Center Name Not Equal To DoNotReport; Billing Period Equal To 201508All Meter CodesAll Group Names

el Paso

Energy CAP

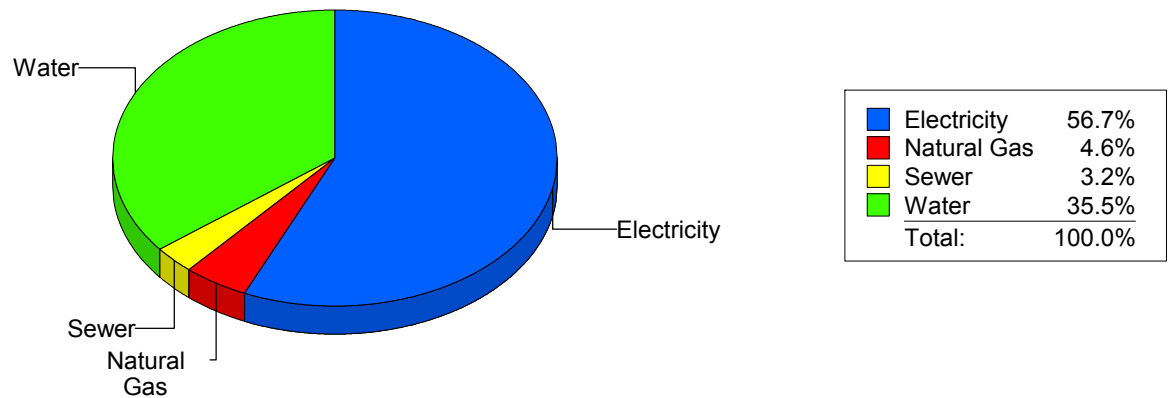
Cost Avoidance Program

Cost Summary Graph

Grouped by Energy Type

Energy Type	Use	Units	Meter Cost	Special Charges	Total Cost	Avg Unit Cost	% of Total Cost
Site: TRAVIS ELEMENTARY SC - TRAVIS ELEMENTARY SC							
Electricity	27,723	KWH	\$3,919.81	\$0.00	\$3,919.81	0.1414	56.71%
Natural Gas	165	CCF	\$317.20	\$0.00	\$317.20	1.9224	4.59%
Water	529	CCF	\$2,457.18	\$0.00	\$2,457.18	4.6450	35.55%
Sewer	61	CCF	\$218.15	\$0.00	\$218.15	3.5762	3.16%
Total Cost:			\$6,912.34	\$0.00	\$6,912.34		

For TRAVIS
ELEMENTARY
SC



Filters: Cost Center Name Not Equal To DoNotReport; Billing Period Equal To 201508All Meter CodesAll Group Names

elpaso

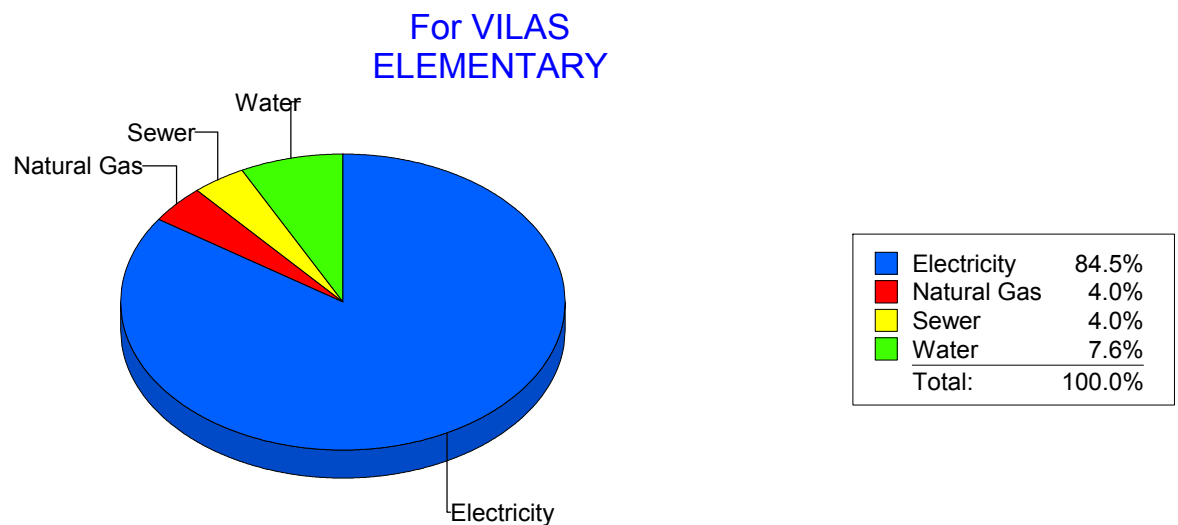
Energy CAP

Cost Avoidance Program

Cost Summary Graph

Grouped by Energy Type

Energy Type	Use	Units	Meter Cost	Special Charges	Total Cost	Avg Unit Cost	% of Total Cost
Site: VILAS ELEMENTARY - VILAS ELEMENTARY							
Electricity	56,804	KWH	\$7,798.32	\$0.00	\$7,798.32	0.1373	84.53%
Natural Gas	30	CCF	\$364.59	\$0.00	\$364.59	12.1530	3.95%
Water	135	CCF	\$696.59	\$0.00	\$696.59	5.1599	7.55%
Sewer	59	CCF	\$365.79	\$0.00	\$365.79	6.1998	3.97%
Total Cost:			\$9,225.29	\$0.00	\$9,225.29		



Filters: Cost Center Name Not Equal To DoNotReport; Billing Period Equal To 201508All Meter CodesAll Group Names

elpaso

Energy CAP

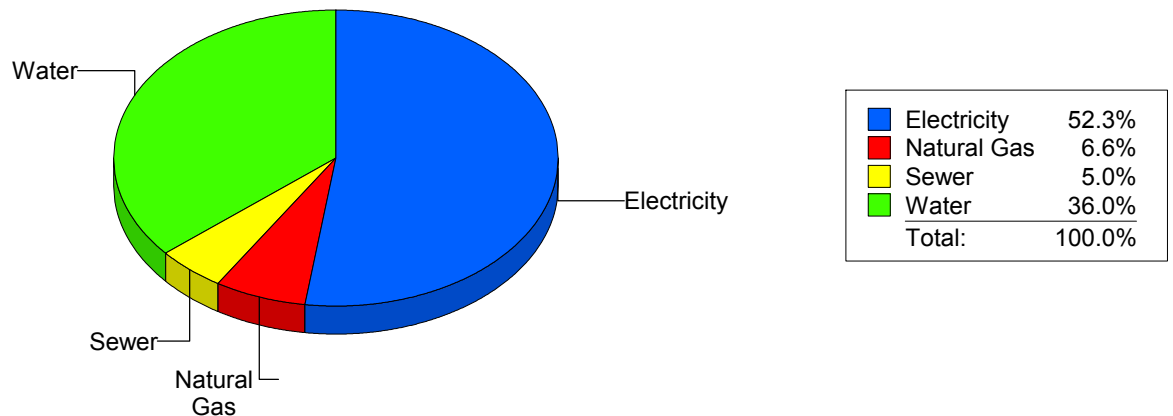
Cost Avoidance Program

Cost Summary Graph

Grouped by Energy Type

Energy Type	Use	Units	Meter Cost	Special Charges	Total Cost	Avg Unit Cost	% of Total Cost
Site: WAINWRIGHT ELEMENTAR - WAINWRIGHT ELEMENTAR							
Electricity	11,816	KWH	\$1,849.14	\$0.00	\$1,849.14	0.1565	52.29%
Natural Gas	3	CCF	\$235.15	\$0.00	\$235.15	78.3833	6.65%
Water	237	CCF	\$1,274.54	\$0.00	\$1,274.54	5.3778	36.04%
Sewer	26	CCF	\$177.68	\$0.00	\$177.68	6.8338	5.02%
Total Cost:			\$3,536.51	\$0.00	\$3,536.51		

For
WAINWRIGHT
ELEMENTAR



Filters: Cost Center Name Not Equal To DoNotReport; Billing Period Equal To 201508All Meter CodesAll Group Names

elpaso

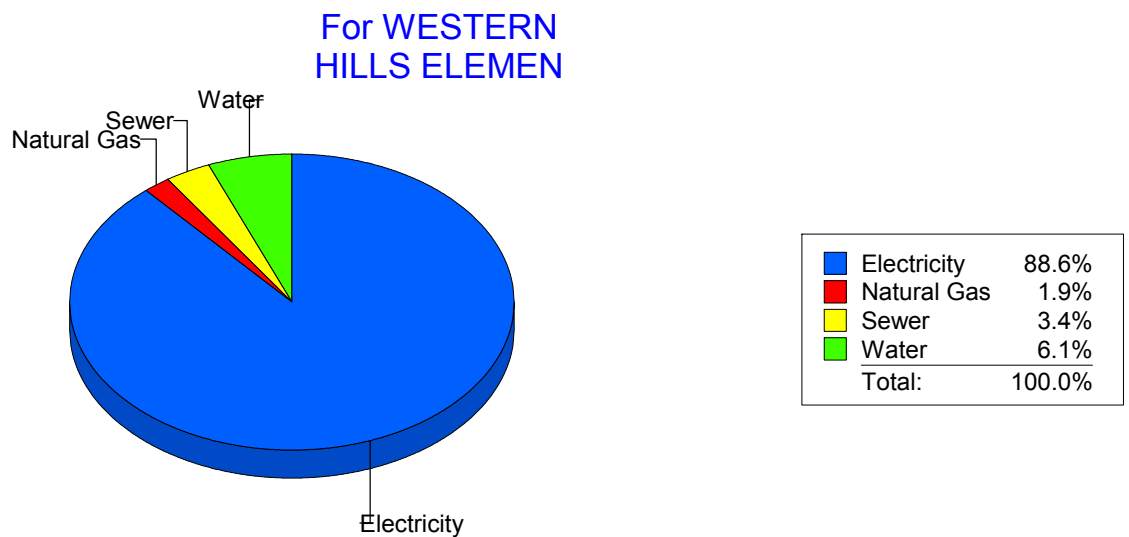
Energy CAP

Cost Avoidance Program

Cost Summary Graph

Grouped by Energy Type

Energy Type	Use	Units	Meter Cost	Special Charges	Total Cost	Avg Unit Cost	% of Total Cost
Site: WESTERN HILLS ELEMEN - WESTERN HILLS ELEMEN							
Electricity	55,080	KWH	\$9,045.60	\$0.00	\$9,045.60	0.1642	88.57%
Natural Gas	160	CCF	\$197.41	\$0.00	\$197.41	1.2338	1.93%
Water	279	CCF	\$626.58	\$0.00	\$626.58	2.2458	6.14%
Sewer	64	CCF	\$342.93	\$0.00	\$342.93	5.3583	3.36%
Total Cost:			\$10,212.52	\$0.00	\$10,212.52		



Filters: Cost Center Name Not Equal To DoNotReport; Billing Period Equal To 201508All Meter CodesAll Group Names

elpaso

Energy CAP

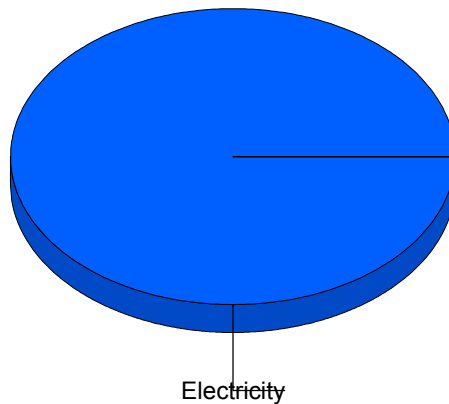
Cost Avoidance Program

Cost Summary Graph

Grouped by Energy Type

Energy Type	Use	Units	Meter Cost	Special Charges	Total Cost	Avg Unit Cost	% of Total Cost
Site: WESTSIDE TRANSPORTAT - WESTSIDE TRANSPORTAT							
Electricity	3,112 KWH		\$403.29	\$0.00	\$403.29	0.1296	100.00%
Total Cost:			\$403.29	\$0.00	\$403.29		

For WESTSIDE
TRANSPORTAT



■ Electricity	100.0%
Total:	100.0%

Filters: Cost Center Name Not Equal To DoNotReport; Billing Period Equal To 201508All Meter CodesAll Group Names

elpaso

Energy CAP

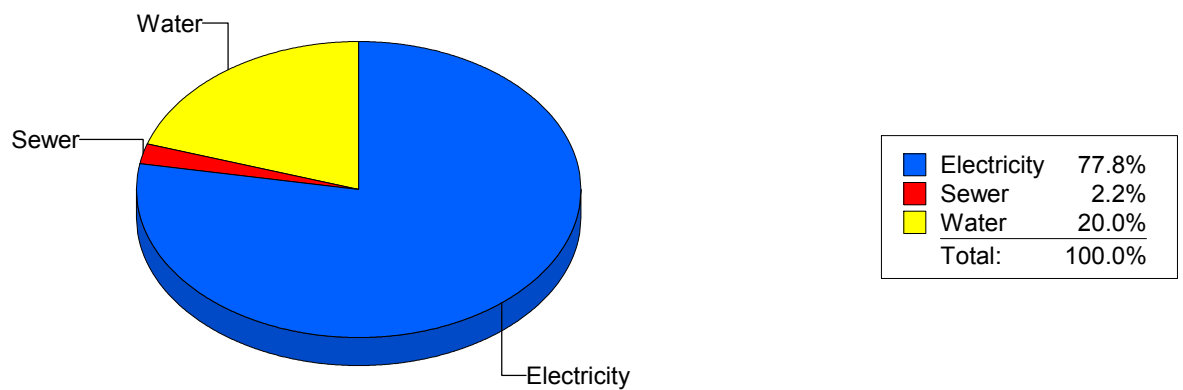
Cost Avoidance Program

Cost Summary Graph

Grouped by Energy Type

Energy Type	Use	Units	Meter Cost	Special Charges	Total Cost	Avg Unit Cost	% of Total Cost
Site: WHITAKER ELEMENTARY - WHITAKER ELEMENTARY							
Electricity	79,320	KWH	\$10,246.06	\$0.00	\$10,246.06	0.1292	77.81%
Water	1,097	CCF	\$2,633.64	\$0.00	\$2,633.64	2.4008	20.00%
Sewer	86	CCF	\$288.88	\$0.00	\$288.88	3.3591	2.19%
Total Cost:			\$13,168.58	\$0.00	\$13,168.58		

For WHITAKER
ELEMENTARY



Filters: Cost Center Name Not Equal To DoNotReport; Billing Period Equal To 201508All Meter CodesAll Group Names

elpaso

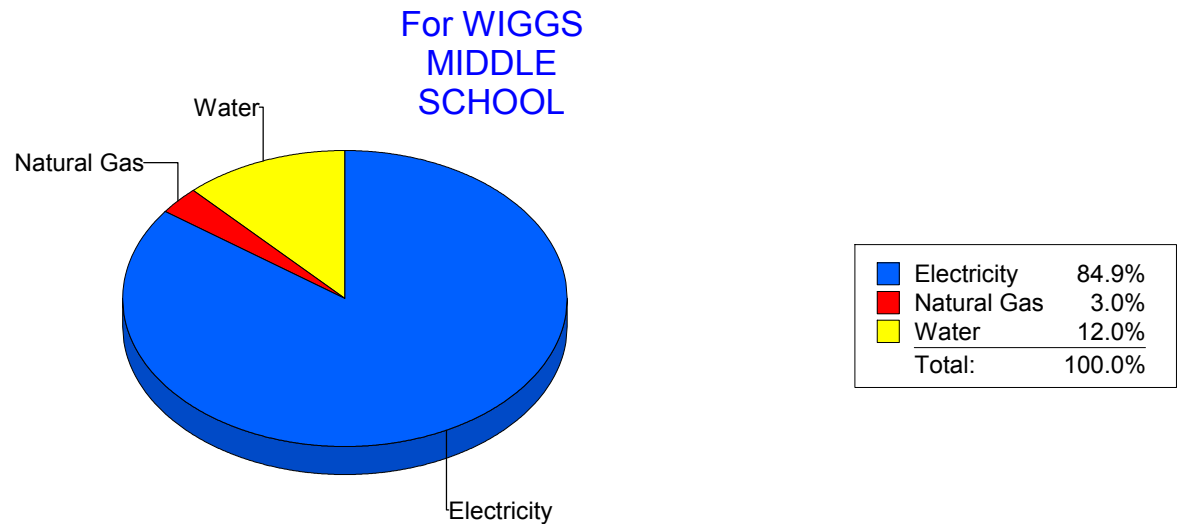
Energy CAP

Cost Avoidance Program

Cost Summary Graph

Grouped by Energy Type

Energy Type	Use	Units	Meter Cost	Special Charges	Total Cost	Avg Unit Cost	% of Total Cost
Site: WIGGS MIDDLE SCHOOL - WIGGS MIDDLE SCHOOL							
Electricity	46,680	KWH	\$6,804.61	\$0.00	\$6,804.61	0.1458	84.94%
Natural Gas	240	CCF	\$243.75	\$0.00	\$243.75	1.0156	3.04%
Water	351	CCF	\$963.09	\$0.00	\$963.09	2.7438	12.02%
Total Cost:			\$8,011.45	\$0.00	\$8,011.45		



Filters: Cost Center Name Not Equal To DoNotReport; Billing Period Equal To 201508All Meter CodesAll Group Names

elpaso

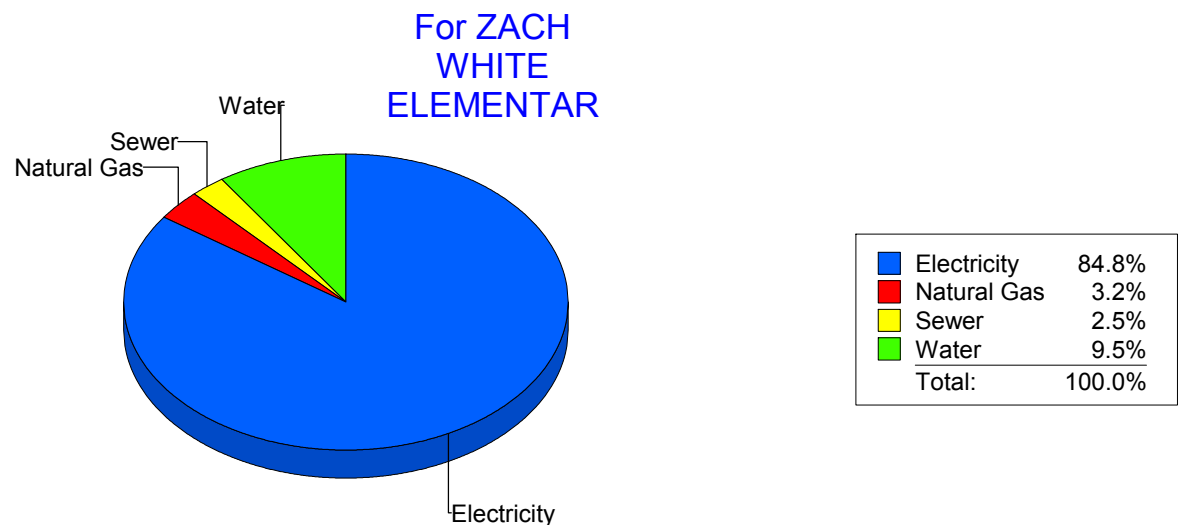
Energy CAP

Cost Avoidance Program

Cost Summary Graph

Grouped by Energy Type

Energy Type	Use	Units	Meter Cost	Special Charges	Total Cost	Avg Unit Cost	% of Total Cost
Site: ZACH WHITE ELEMENTAR - ZACH WHITE ELEMENTAR							
Electricity	55,500	KWH	\$8,354.66	\$0.00	\$8,354.66	0.1505	84.78%
Natural Gas	157	CCF	\$312.54	\$0.00	\$312.54	1.9907	3.17%
Water	352	CCF	\$936.29	\$0.00	\$936.29	2.6599	9.50%
Sewer	75	CCF	\$250.69	\$0.00	\$250.69	3.3425	2.54%
Total Cost:			\$9,854.18	\$0.00	\$9,854.18		



Filters: Cost Center Name Not Equal To DoNotReport; Billing Period Equal To 201508All Meter CodesAll Group Names

elpaso

Energy CAP

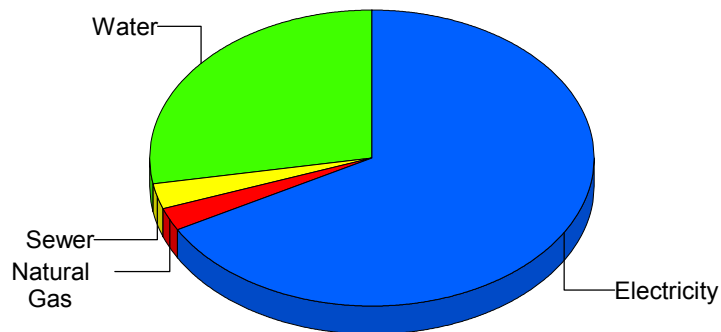
Cost Avoidance Program

Cost Summary Graph

Grouped by Energy Type

Energy Type	Use	Units	Meter Cost	Special Charges	Total Cost	Avg Unit Cost	% of Total Cost
Site: ZAVALA ELEMENTARY SC - ZAVALA ELEMENTARY SC							
Electricity	25,250	KWH	\$3,416.48	\$0.00	\$3,416.48	0.1353	66.84%
Natural Gas	46	CCF	\$137.94	\$0.00	\$137.94	2.9987	2.70%
Water	282	CCF	\$1,426.76	\$0.00	\$1,426.76	5.0594	27.91%
Sewer	41	CCF	\$130.56	\$0.00	\$130.56	3.1844	2.55%
Total Cost:			\$5,111.74	\$0.00	\$5,111.74		

For ZAVALA
ELEMENTARY
SC



Electricity	66.8%
Natural Gas	2.7%
Sewer	2.6%
Water	27.9%
Total:	100.0%

Filters: Cost Center Name Not Equal To DoNotReport; Billing Period Equal To 201508All Meter CodesAll Group Names

elpaso

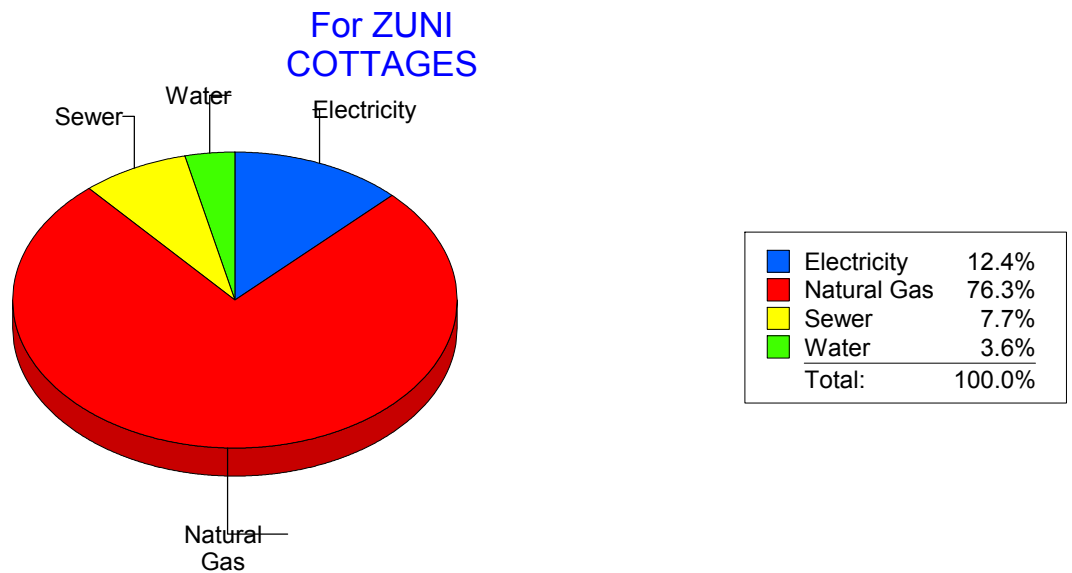
Energy CAP

Cost Avoidance Program

Cost Summary Graph

Grouped by Energy Type

Energy Type	Use	Units	Meter Cost	Special Charges	Total Cost	Avg Unit Cost	% of Total Cost
Site: ZUNI COTTAGES - ZUNI COTTAGES							
Electricity		32 KWH	\$38.08	\$0.00	\$38.08	1.1900	12.40%
Natural Gas		1 CCF	\$234.24	\$0.00	\$234.24	234.2400	76.27%
Water		0 CCF	\$11.18	\$0.00	\$11.18	0.0000	3.64%
Sewer		0 CCF	\$23.60	\$0.00	\$23.60	0.0000	7.68%
Total Cost:			\$307.10	\$0.00	\$307.10		



Filters: Cost Center Name Not Equal To DoNotReport; Billing Period Equal To 201508All Meter CodesAll Group Names

elpaso

Energy CAP

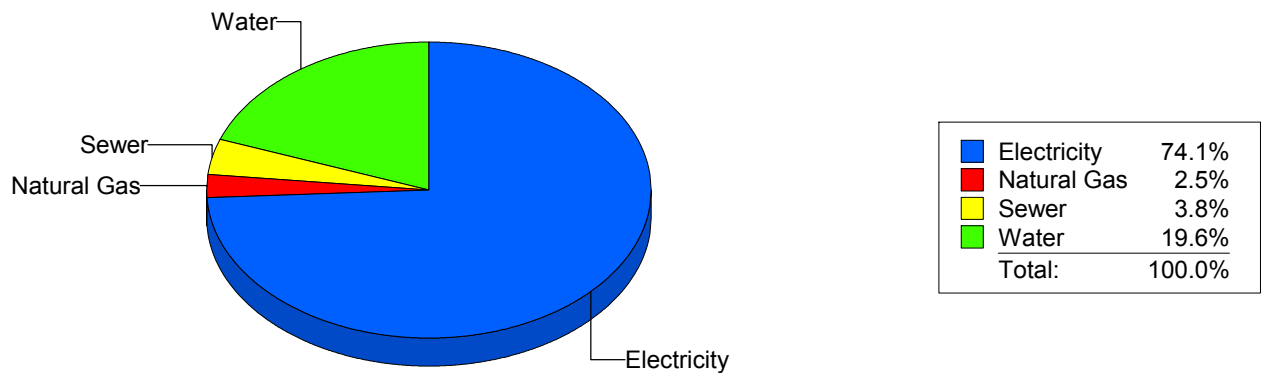
Cost Avoidance Program

Cost Summary Graph

Grouped by Energy Type

Energy Type	Use	Units	Meter Cost	Special Charges	Total Cost	Avg Unit Cost	% of Total Cost
All Sites							
Electricity	6,150,925	KWH	\$839,460.65	\$0.00	\$839,460.65	0.1365	74.09%
Natural Gas	13,647	CCF	\$28,665.14	\$0.00	\$28,665.14	2.1005	2.53%
Water	65,892	CCF	\$221,540.16	\$0.00	\$221,540.16	3.3622	19.55%
Sewer	16,136	CCF	\$43,324.74	\$0.00	\$43,324.74	2.6850	3.82%
Total Cost:			\$1,132,990.69	\$0.00	\$1,132,990.69		

For All Sites



Filters: Cost Center Name Not Equal To DoNotReport; Billing Period Equal To 201508All Meter CodesAll Group Names