

elpaso

Energy CAP

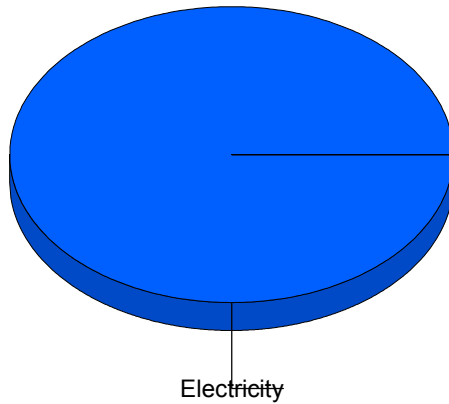
Cost Avoidance Program

Cost Summary Graph

Grouped by Energy Type

Energy Type	Use	Units	Meter Cost	Special Charges	Total Cost	Avg Unit Cost	% of Total Cost
Site: ALAMO ELEMENTARY SCH - ALAMO ELEMENTARY SCH							
Electricity		6,750 KWH	\$683.34	\$0.00	\$683.34	0.1012	100.00%
Total Cost:			\$683.34	\$0.00	\$683.34		

For ALAMO
ELEMENTARY
SCH



■ Electricity	100.0%
Total:	100.0%

Filters: Cost Center Name Not Equal To DoNotReport; Billing Period Equal To 201408All Meter CodesAll Group Names

el paso

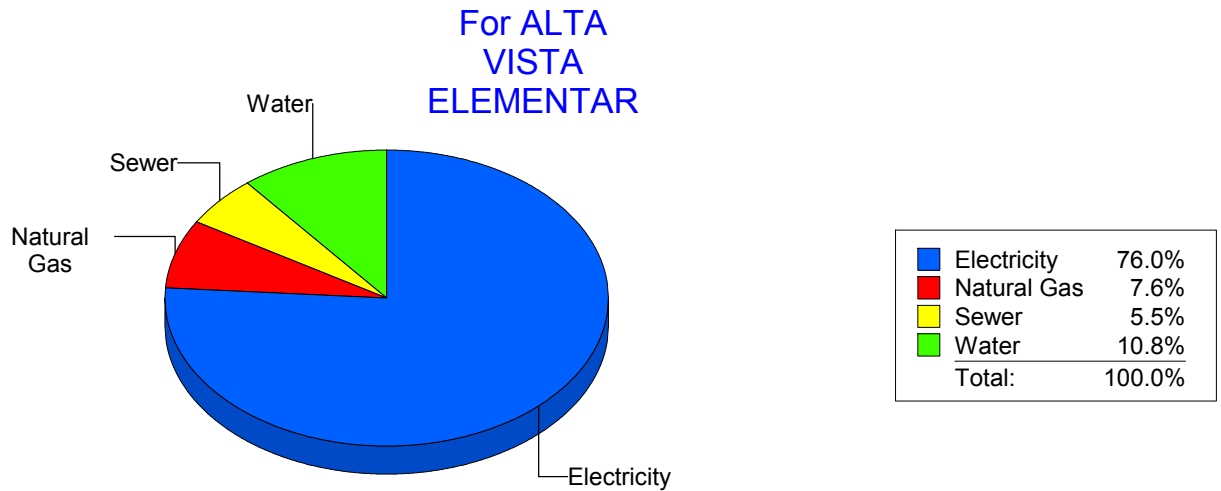
Energy CAP

Cost Avoidance Program

Cost Summary Graph

Grouped by Energy Type

Energy Type	Use	Units	Meter Cost	Special Charges	Total Cost	Avg Unit Cost	% of Total Cost
Site: ALTA VISTA ELEMENTAR - ALTA VISTA ELEMENTAR							
Electricity		7,800 KWH	\$2,903.35	\$0.00	\$2,903.35	0.3722	76.05%
Natural Gas		192 CCF	\$290.03	\$0.00	\$290.03	1.5106	7.60%
Water		189 CCF	\$413.50	\$0.00	\$413.50	2.1878	10.83%
Sewer		104 CCF	\$210.84	\$0.00	\$210.84	2.0273	5.52%
Total Cost:			\$3,817.72	\$0.00	\$3,817.72		



Filters: Cost Center Name Not Equal To DoNotReport; Billing Period Equal To 201408All Meter CodesAll Group Names

elpaso

Energy CAP

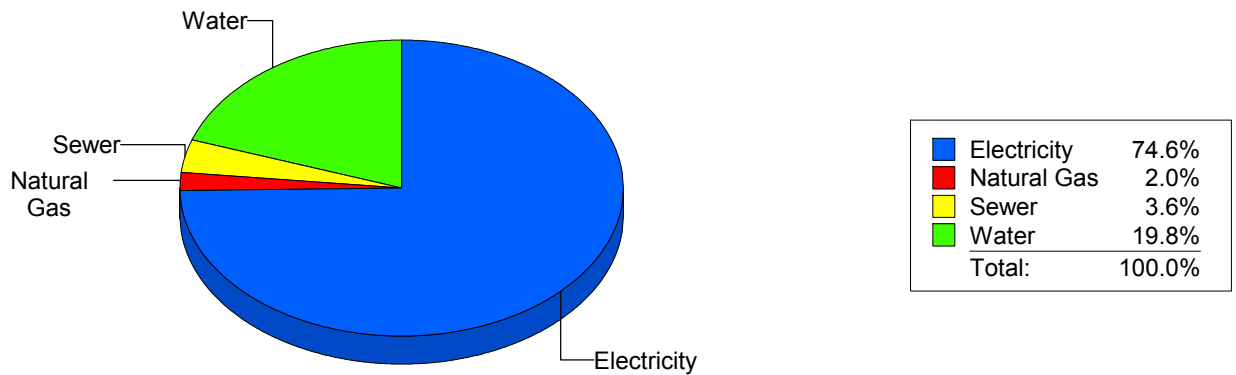
Cost Avoidance Program

Cost Summary Graph

Grouped by Energy Type

Energy Type	Use	Units	Meter Cost	Special Charges	Total Cost	Avg Unit Cost	% of Total Cost
Site: ANDRESS HIGH SCHOOL - ANDRESS HIGH SCHOOL							
Electricity	184,850	KWH	\$24,313.74	\$0.00	\$24,313.74	0.1315	74.59%
Natural Gas	568	CCF	\$648.06	\$0.00	\$648.06	1.1410	1.99%
Water	2,323	CCF	\$6,458.56	\$0.00	\$6,458.56	2.7803	19.81%
Sewer	744	CCF	\$1,175.55	\$0.00	\$1,175.55	1.5800	3.61%
Total Cost:			\$32,595.91	\$0.00	\$32,595.91		

For ANDRESS HIGH SCHOOL



Filters: Cost Center Name Not Equal To DoNotReport; Billing Period Equal To 201408All Meter CodesAll Group Names

elpaso

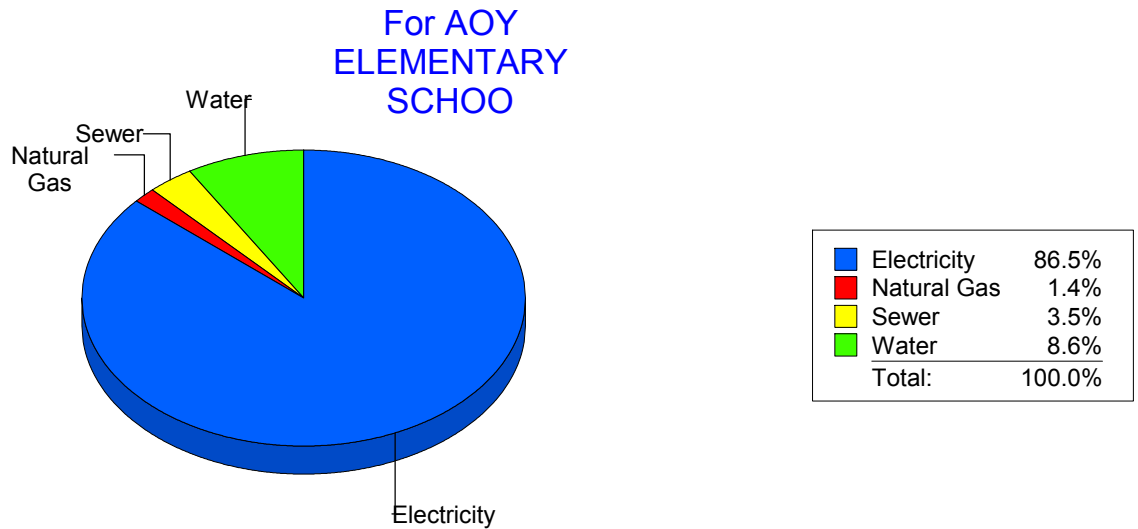
Energy CAP

Cost Avoidance Program

Cost Summary Graph

Grouped by Energy Type

Energy Type	Use	Units	Meter Cost	Special Charges	Total Cost	Avg Unit Cost	% of Total Cost
Site: AOY ELEMENTARY SCHOO - AOY ELEMENTARY SCHOO							
Electricity	66,154	KWH	\$11,221.69	\$0.00	\$11,221.69	0.1696	86.52%
Natural Gas	38	CCF	\$182.96	\$0.00	\$182.96	4.8147	1.41%
Water	240	CCF	\$1,109.12	\$0.00	\$1,109.12	4.6213	8.55%
Sewer	126	CCF	\$456.62	\$0.00	\$456.62	3.6240	3.52%
Total Cost:			\$12,970.39	\$0.00	\$12,970.39		



Filters: Cost Center Name Not Equal To DoNotReport; Billing Period Equal To 201408All Meter CodesAll Group Names

elpaso

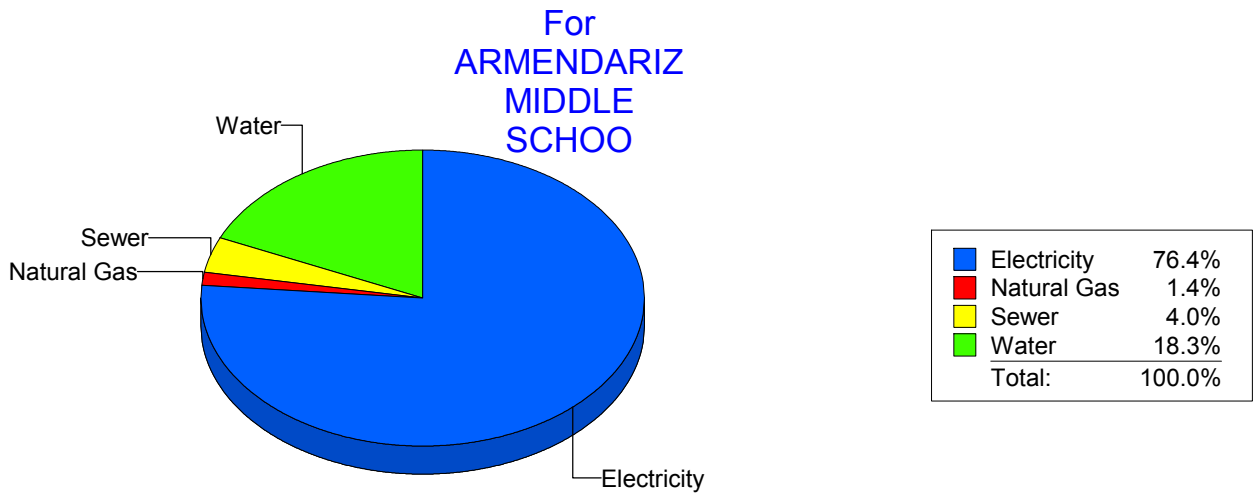
Energy CAP

Cost Avoidance Program

Cost Summary Graph

Grouped by Energy Type

Energy Type	Use	Units	Meter Cost	Special Charges	Total Cost	Avg Unit Cost	% of Total Cost
Site: ARMENDARIZ MIDDLE SCHOO - ARMENDARIZ MIDDLE SCHOO							
Electricity	78,500	KWH	\$10,316.10	\$0.00	\$10,316.10	0.1314	76.37%
Natural Gas	162	CCF	\$188.06	\$0.00	\$188.06	1.1609	1.39%
Water	1,030	CCF	\$2,469.13	\$0.00	\$2,469.13	2.3972	18.28%
Sewer	222	CCF	\$535.59	\$0.00	\$535.59	2.4126	3.96%
Total Cost:			\$13,508.88	\$0.00	\$13,508.88		



Filters: Cost Center Name Not Equal To DoNotReport; Billing Period Equal To 201408All Meter CodesAll Group Names

el Paso

Energy CAP

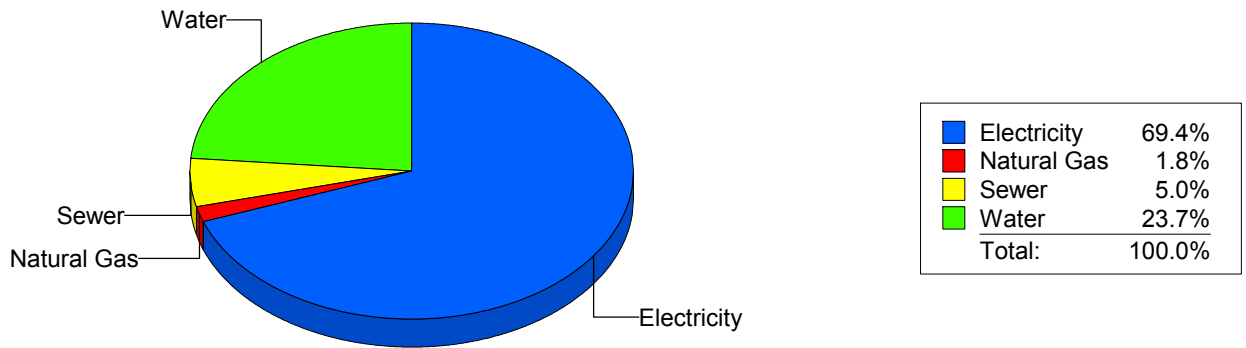
Cost Avoidance Program

Cost Summary Graph

Grouped by Energy Type

Energy Type	Use	Units	Meter Cost	Special Charges	Total Cost	Avg Unit Cost	% of Total Cost
Site: AUSTIN HIGH SCHOOL - AUSTIN HIGH SCHOOL							
Electricity	150,408	KWH	\$18,942.66	\$0.00	\$18,942.66	0.1259	69.44%
Natural Gas	361	CCF	\$492.80	\$0.00	\$492.80	1.3651	1.81%
Water	1,936	CCF	\$6,478.16	\$0.00	\$6,478.16	3.3462	23.75%
Sewer	560	CCF	\$1,365.90	\$0.00	\$1,365.90	2.4391	5.01%
Total Cost:			\$27,279.52	\$0.00	\$27,279.52		

For AUSTIN HIGH SCHOOL



Filters: Cost Center Name Not Equal To DoNotReport; Billing Period Equal To 201408All Meter CodesAll Group Names

el paso

Energy CAP

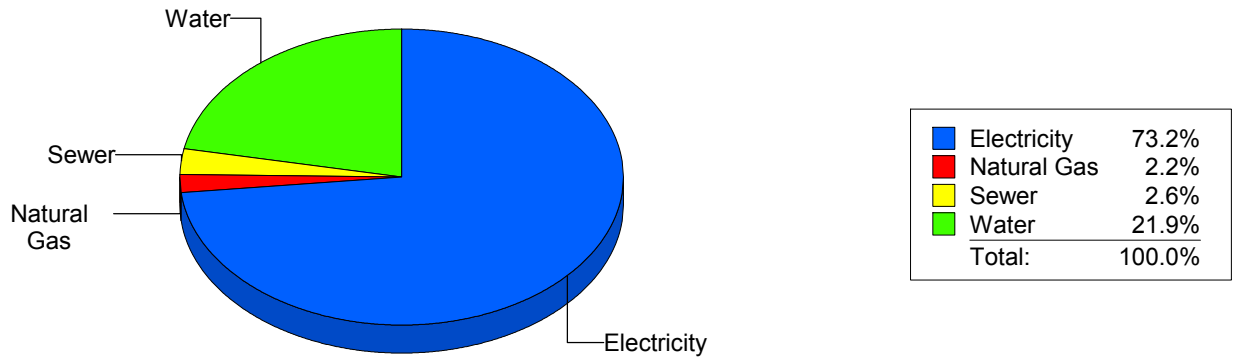
Cost Avoidance Program

Cost Summary Graph

Grouped by Energy Type

Energy Type	Use	Units	Meter Cost	Special Charges	Total Cost	Avg Unit Cost	% of Total Cost
Site: BARRON - BARRON							
Electricity	61,948	KWH	\$9,552.49	\$0.00	\$9,552.49	0.1542	73.23%
Natural Gas	186	CCF	\$285.58	\$0.00	\$285.58	1.5354	2.19%
Water	484	CCF	\$2,861.33	\$0.00	\$2,861.33	5.9118	21.93%
Sewer	66	CCF	\$345.45	\$0.00	\$345.45	5.2341	2.65%
Total Cost:			\$13,044.85	\$0.00	\$13,044.85		

For BARRON



Filters: Cost Center Name Not Equal To DoNotReport; Billing Period Equal To 201408All Meter CodesAll Group Names

el Paso

Energy CAP

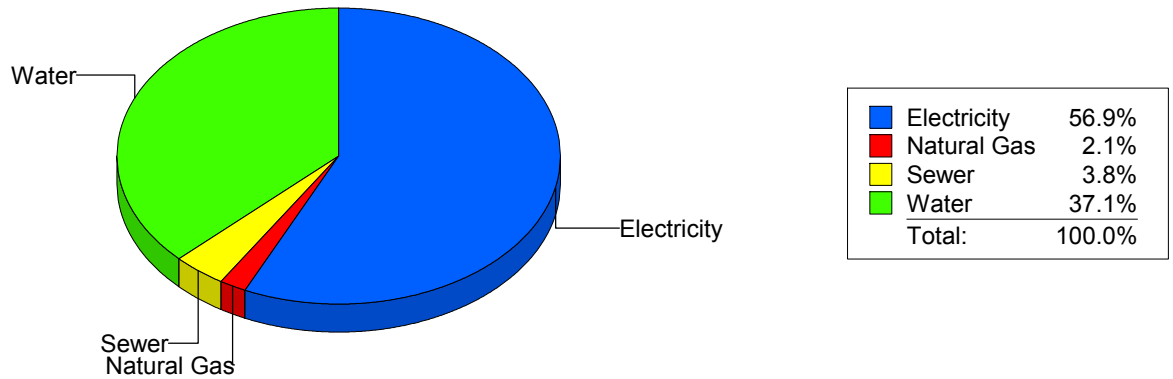
Cost Avoidance Program

Cost Summary Graph

Grouped by Energy Type

Energy Type	Use	Units	Meter Cost	Special Charges	Total Cost	Avg Unit Cost	% of Total Cost
Site: BASSET MIDDLE SCHOOL - BASSET MIDDLE SCHOOL							
Electricity	59,413	KWH	\$8,475.27	\$0.00	\$8,475.27	0.1427	56.87%
Natural Gas	231	CCF	\$319.09	\$0.00	\$319.09	1.3813	2.14%
Water	1,586	CCF	\$5,535.29	\$0.00	\$5,535.29	3.4901	37.14%
Sewer	307	CCF	\$572.49	\$0.00	\$572.49	1.8648	3.84%
Total Cost:			\$14,902.14	\$0.00	\$14,902.14		

For BASSET MIDDLE SCHOOL



Filters: Cost Center Name Not Equal To DoNotReport; Billing Period Equal To 201408All Meter CodesAll Group Names

el paso

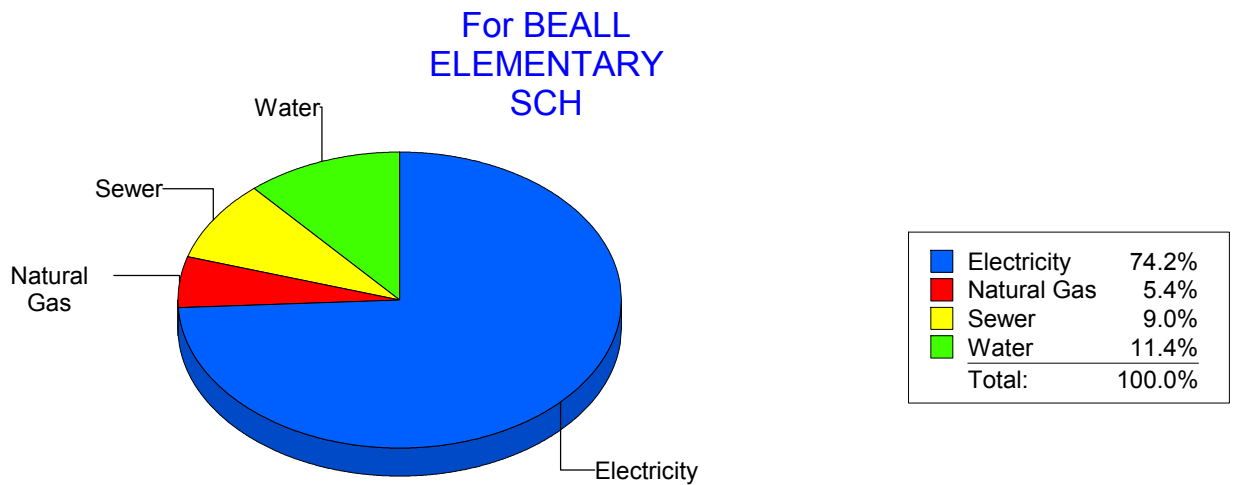
Energy CAP

Cost Avoidance Program

Cost Summary Graph

Grouped by Energy Type

Energy Type	Use	Units	Meter Cost	Special Charges	Total Cost	Avg Unit Cost	% of Total Cost
Site: BEALL ELEMENTARY SCH - BEALL ELEMENTARY SCH							
Electricity	10,880	KWH	\$2,249.12	\$0.00	\$2,249.12	0.2067	74.20%
Natural Gas	8	CCF	\$164.28	\$0.00	\$164.28	20.5350	5.42%
Water	135	CCF	\$345.99	\$0.00	\$345.99	2.5629	11.41%
Sewer	89	CCF	\$271.65	\$0.00	\$271.65	3.0522	8.96%
Total Cost:			\$3,031.04	\$0.00	\$3,031.04		



Filters: Cost Center Name Not Equal To DoNotReport; Billing Period Equal To 201408All Meter CodesAll Group Names

elpaso

Energy CAP

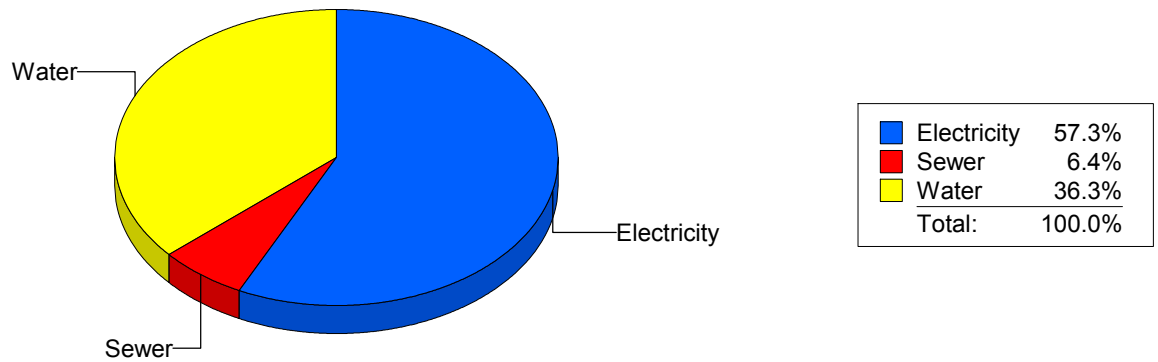
Cost Avoidance Program

Cost Summary Graph

Grouped by Energy Type

Energy Type	Use	Units	Meter Cost	Special Charges	Total Cost	Avg Unit Cost	% of Total Cost
Site: BLISS ELEMENTARY - BLISS ELEMENTARY							
Electricity	15,901	KWH	\$3,181.34	\$0.00	\$3,181.34	0.2001	57.32%
Water	581	CCF	\$2,014.83	\$0.00	\$2,014.83	3.4679	36.30%
Sewer	149	CCF	\$354.45	\$0.00	\$354.45	2.3789	6.39%
Total Cost:			\$5,550.62	\$0.00	\$5,550.62		

For BLISS ELEMENTARY



Filters: Cost Center Name Not Equal To DoNotReport; Billing Period Equal To 201408All Meter CodesAll Group Names

elpaso

Energy CAP

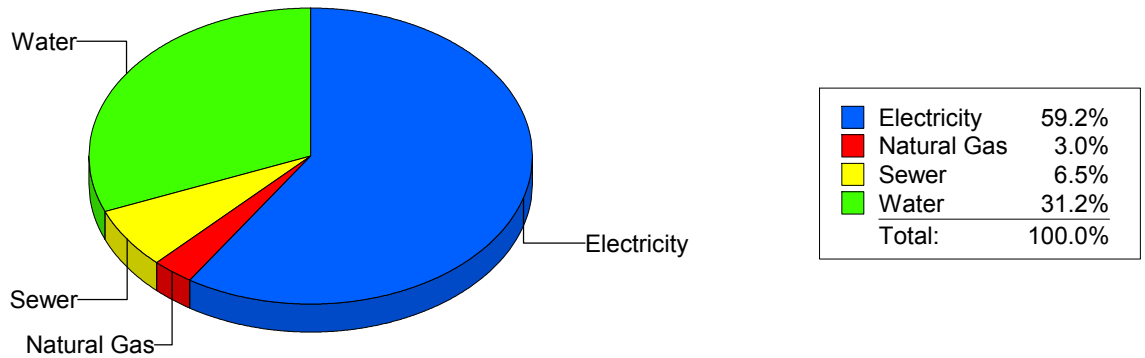
Cost Avoidance Program

Cost Summary Graph

Grouped by Energy Type

Energy Type	Use	Units	Meter Cost	Special Charges	Total Cost	Avg Unit Cost	% of Total Cost
Site: BOND - BOND ELEMENTARY							
Electricity	17,994	KWH	\$3,429.51	\$0.00	\$3,429.51	0.1906	59.25%
Natural Gas	26	CCF	\$175.44	\$0.00	\$175.44	6.7477	3.03%
Water	468	CCF	\$1,805.86	\$0.00	\$1,805.86	3.8587	31.20%
Sewer	117	CCF	\$377.61	\$0.00	\$377.61	3.2274	6.52%
Total Cost:			\$5,788.42	\$0.00	\$5,788.42		

For BOND ELEMENTARY



Filters: Cost Center Name Not Equal To DoNotReport; Billing Period Equal To 201408All Meter CodesAll Group Names

elpaso

Energy CAP

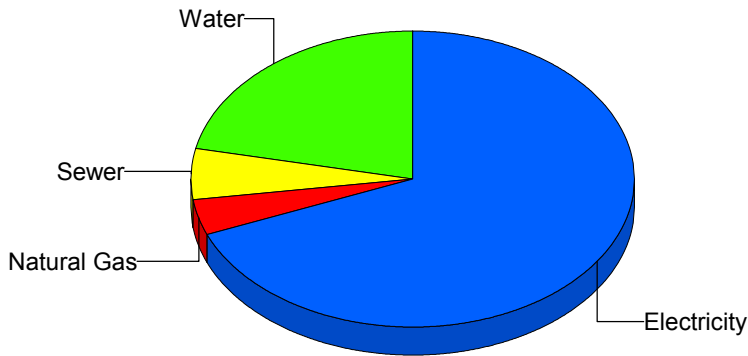
Cost Avoidance Program

Cost Summary Graph

Grouped by Energy Type

Energy Type	Use	Units	Meter Cost	Special Charges	Total Cost	Avg Unit Cost	% of Total Cost
Site: BONHAM ELEMENTARY SC - BONHAM ELEMENTARY SC							
Electricity	22,157	KWH	\$3,694.78	\$0.00	\$3,694.78	0.1668	68.78%
Natural Gas	195	CCF	\$212.61	\$0.00	\$212.61	1.0903	3.96%
Water	386	CCF	\$1,157.58	\$0.00	\$1,157.58	2.9989	21.55%
Sewer	127	CCF	\$307.02	\$0.00	\$307.02	2.4175	5.72%
Total Cost:			\$5,371.99	\$0.00	\$5,371.99		

For BONHAM
ELEMENTARY
SC



Electricity	68.8%
Natural Gas	4.0%
Sewer	5.7%
Water	21.5%
Total:	100.0%

Filters: Cost Center Name Not Equal To DoNotReport; Billing Period Equal To 201408All Meter CodesAll Group Names

elpaso

Energy CAP

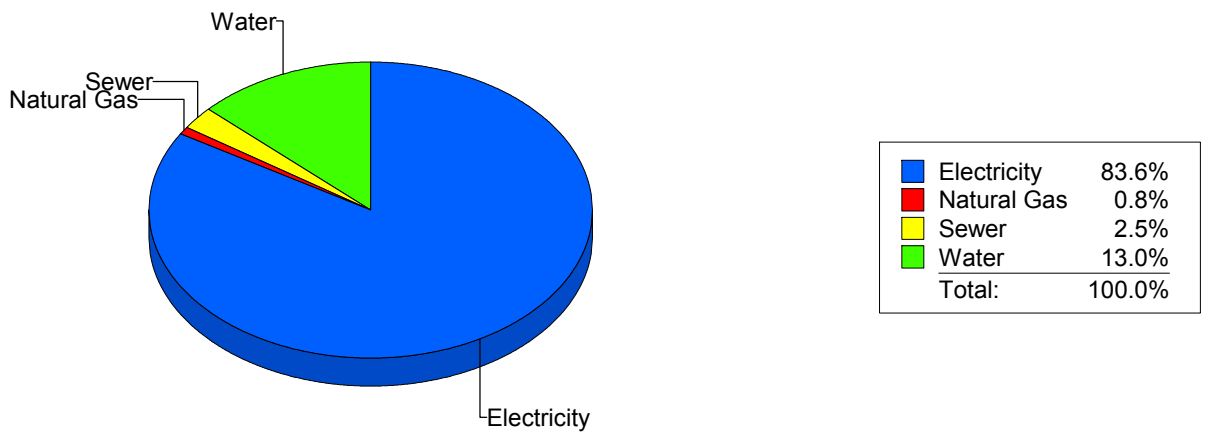
Cost Avoidance Program

Cost Summary Graph

Grouped by Energy Type

Energy Type	Use	Units	Meter Cost	Special Charges	Total Cost	Avg Unit Cost	% of Total Cost
Site: BOWIE HIGH SCHOOL - BOWIE HIGH SCHOOL							
Electricity	351,288	KWH	\$37,852.97	\$0.00	\$37,852.97	0.1078	83.62%
Natural Gas	324	CCF	\$382.08	\$0.00	\$382.08	1.1793	0.84%
Water	4,268	CCF	\$5,876.92	\$0.00	\$5,876.92	1.3770	12.98%
Sewer	513	CCF	\$1,153.32	\$0.00	\$1,153.32	2.2482	2.55%
Total Cost:			\$45,265.29	\$0.00	\$45,265.29		

For BOWIE HIGH SCHOOL



Filters: Cost Center Name Not Equal To DoNotReport; Billing Period Equal To 201408All Meter CodesAll Group Names

elpaso

Energy CAP

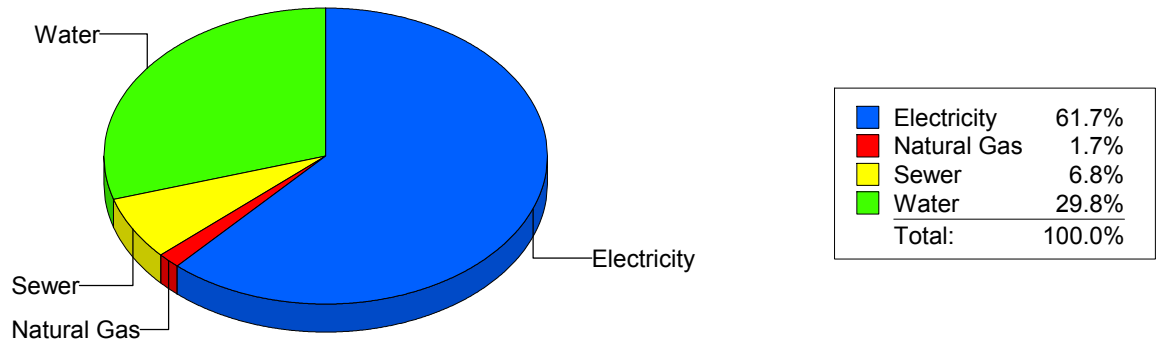
Cost Avoidance Program

Cost Summary Graph

Grouped by Energy Type

Energy Type	Use	Units	Meter Cost	Special Charges	Total Cost	Avg Unit Cost	% of Total Cost
Site: BRADLEY ELEMENTARY - BRADLEY ELEMENTARY							
Electricity	17,500	KWH	\$2,824.65	\$0.00	\$2,824.65	0.1614	61.67%
Natural Gas	0	CCF	\$79.65	\$0.00	\$79.65	0.0000	1.74%
Water	308	CCF	\$1,365.48	\$0.00	\$1,365.48	4.4334	29.81%
Sewer	59	CCF	\$310.65	\$0.00	\$310.65	5.2653	6.78%
Total Cost:			\$4,580.43	\$0.00	\$4,580.43		

For BRADLEY ELEMENTARY



Filters: Cost Center Name Not Equal To DoNotReport; Billing Period Equal To 201408All Meter CodesAll Group Names

elpaso

Energy CAP

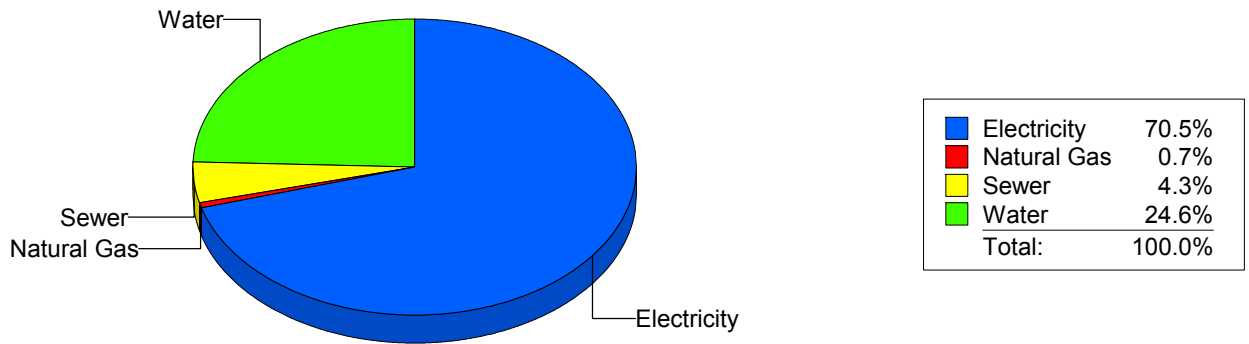
Cost Avoidance Program

Cost Summary Graph

Grouped by Energy Type

Energy Type	Use	Units	Meter Cost	Special Charges	Total Cost	Avg Unit Cost	% of Total Cost
Site: BROWN MIDDLE SCHOOL - BROWN MIDDLE SCHOOL							
Electricity	100,000	KWH	\$12,632.60	\$0.00	\$12,632.60	0.1263	70.48%
Natural Gas	61	CCF	\$117.63	\$0.00	\$117.63	1.9284	0.66%
Water	1,382	CCF	\$4,403.12	\$0.00	\$4,403.12	3.1860	24.56%
Sewer	393	CCF	\$771.57	\$0.00	\$771.57	1.9633	4.30%
Total Cost:			\$17,924.92	\$0.00	\$17,924.92		

For BROWN MIDDLE SCHOOL



Filters: Cost Center Name Not Equal To DoNotReport; Billing Period Equal To 201408All Meter CodesAll Group Names

elpaso

Energy CAP

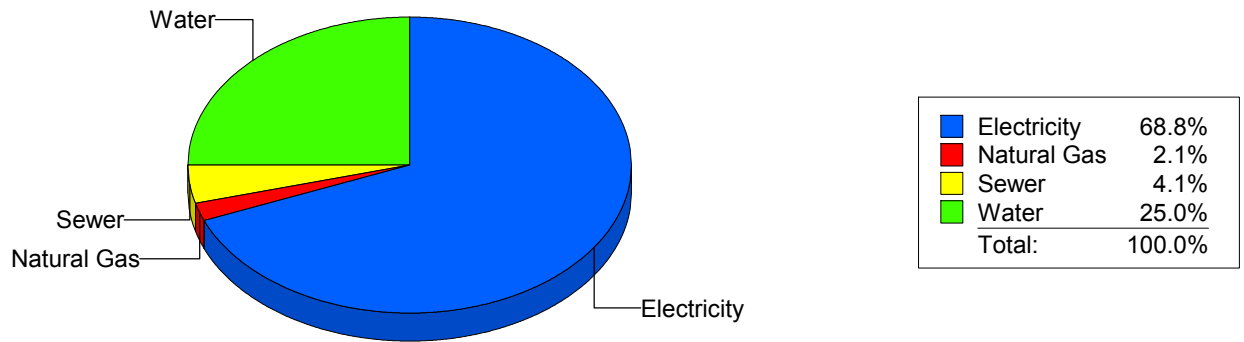
Cost Avoidance Program

Cost Summary Graph

Grouped by Energy Type

Energy Type	Use	Units	Meter Cost	Special Charges	Total Cost	Avg Unit Cost	% of Total Cost
Site: BURGESS HIGH SCHOOL - BURGESS HIGH SCHOOL							
Electricity	95,687	KWH	\$14,411.58	\$0.00	\$14,411.58	0.1506	68.80%
Natural Gas	279	CCF	\$433.95	\$0.00	\$433.95	1.5554	2.07%
Water	1,591	CCF	\$5,246.28	\$0.00	\$5,246.28	3.2975	25.05%
Sewer	345	CCF	\$854.16	\$0.00	\$854.16	2.4758	4.08%
Total Cost:			\$20,945.97	\$0.00	\$20,945.97		

For BURGESS HIGH SCHOOL



Filters: Cost Center Name Not Equal To DoNotReport; Billing Period Equal To 201408All Meter CodesAll Group Names

el paso

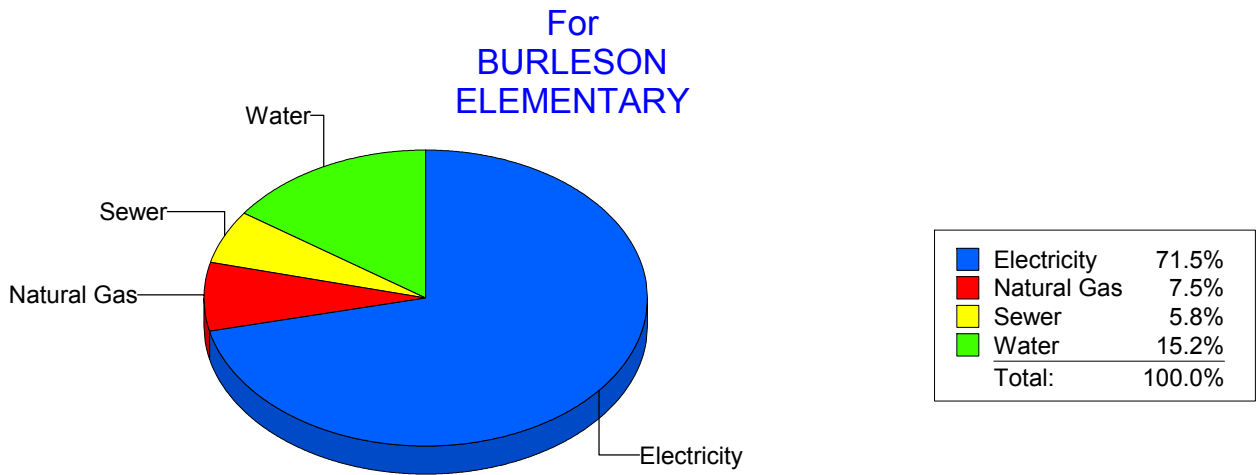
Energy CAP

Cost Avoidance Program

Cost Summary Graph

Grouped by Energy Type

Energy Type	Use	Units	Meter Cost	Special Charges	Total Cost	Avg Unit Cost	% of Total Cost
Site: BURLESON ELEMENTARY - BURLESON ELEMENTARY							
Electricity	14,161	KWH	\$2,925.90	\$0.00	\$2,925.90	0.2066	71.50%
Natural Gas	111	CCF	\$308.07	\$0.00	\$308.07	2.7754	7.53%
Water	378	CCF	\$622.95	\$0.00	\$622.95	1.6480	15.22%
Sewer	73	CCF	\$235.38	\$0.00	\$235.38	3.2244	5.75%
Total Cost:			\$4,092.30	\$0.00	\$4,092.30		



Filters: Cost Center Name Not Equal To DoNotReport; Billing Period Equal To 201408All Meter CodesAll Group Names

elpaso

Energy CAP

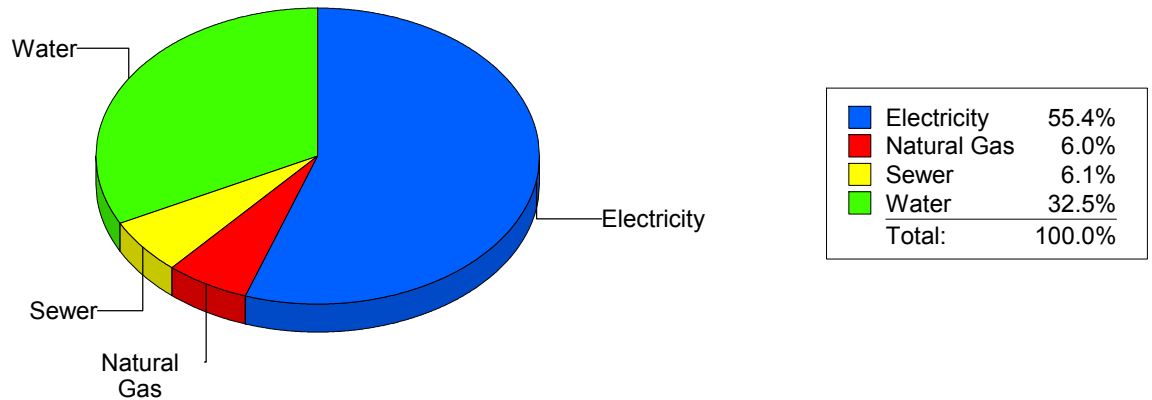
Cost Avoidance Program

Cost Summary Graph

Grouped by Energy Type

Energy Type	Use	Units	Meter Cost	Special Charges	Total Cost	Avg Unit Cost	% of Total Cost
Site: BURNET ELEMENTARY - BURNET ELEMENTARY							
Electricity	13,292	KWH	\$2,509.75	\$0.00	\$2,509.75	0.1888	55.39%
Natural Gas	53	CCF	\$272.03	\$0.00	\$272.03	5.1326	6.00%
Water	412	CCF	\$1,470.89	\$0.00	\$1,470.89	3.5701	32.46%
Sewer	104	CCF	\$278.16	\$0.00	\$278.16	2.6746	6.14%
Total Cost:			\$4,530.83	\$0.00	\$4,530.83		

For BURNET ELEMENTARY



Filters: Cost Center Name Not Equal To DoNotReport; Billing Period Equal To 201408All Meter CodesAll Group Names

elpaso

Energy CAP

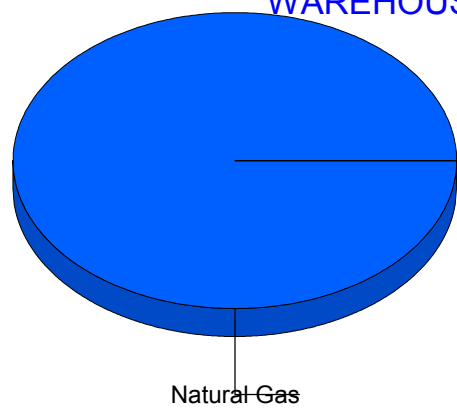
Cost Avoidance Program

Cost Summary Graph

Grouped by Energy Type

Energy Type	Use	Units	Meter Cost	Special Charges	Total Cost	Avg Unit Cost	% of Total Cost
Site: BUTTERFIELDTRAILWAREHOUSE - BUTTERFIELD TRAIL WAREHOUSE							
Natural Gas		0 CCF	\$79.65	\$0.00	\$79.65	0.0000	100.00%
Total Cost:			\$79.65	\$0.00	\$79.65		

For
BUTTERFIELD
TRAIL
WAREHOUSE



■	Natural Gas	100.0%
Total:		100.0%

Filters: Cost Center Name Not Equal To DoNotReport; Billing Period Equal To 201408All Meter CodesAll Group Names

elpaso

Energy CAP

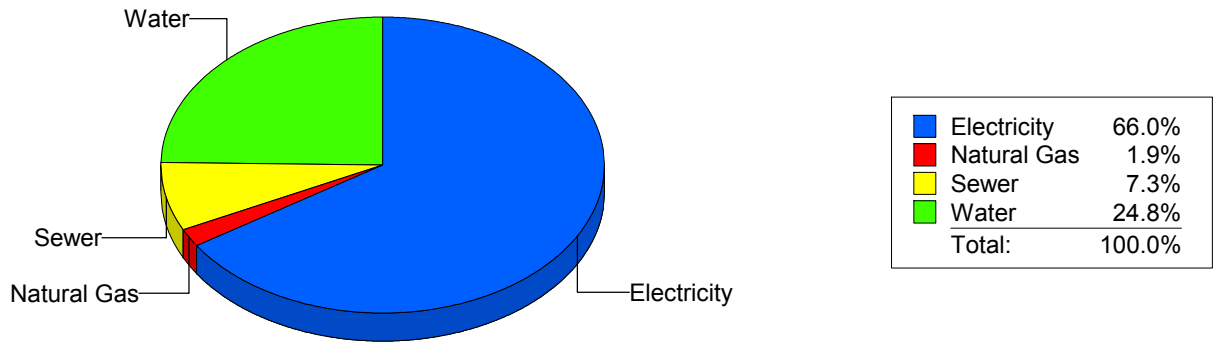
Cost Avoidance Program

Cost Summary Graph

Grouped by Energy Type

Energy Type	Use	Units	Meter Cost	Special Charges	Total Cost	Avg Unit Cost	% of Total Cost
Site: CANYON HILLS MIDDLE - CANYON HILLS MIDDLE							
Electricity	56,460	KWH	\$7,781.32	\$0.00	\$7,781.32	0.1378	65.96%
Natural Gas	110	CCF	\$227.63	\$0.00	\$227.63	2.0694	1.93%
Water	902	CCF	\$2,930.13	\$0.00	\$2,930.13	3.2485	24.84%
Sewer	289	CCF	\$857.28	\$0.00	\$857.28	2.9664	7.27%
Total Cost:			\$11,796.36	\$0.00	\$11,796.36		

For CANYON HILLS MIDDLE



Filters: Cost Center Name Not Equal To DoNotReport; Billing Period Equal To 201408All Meter CodesAll Group Names

elpaso

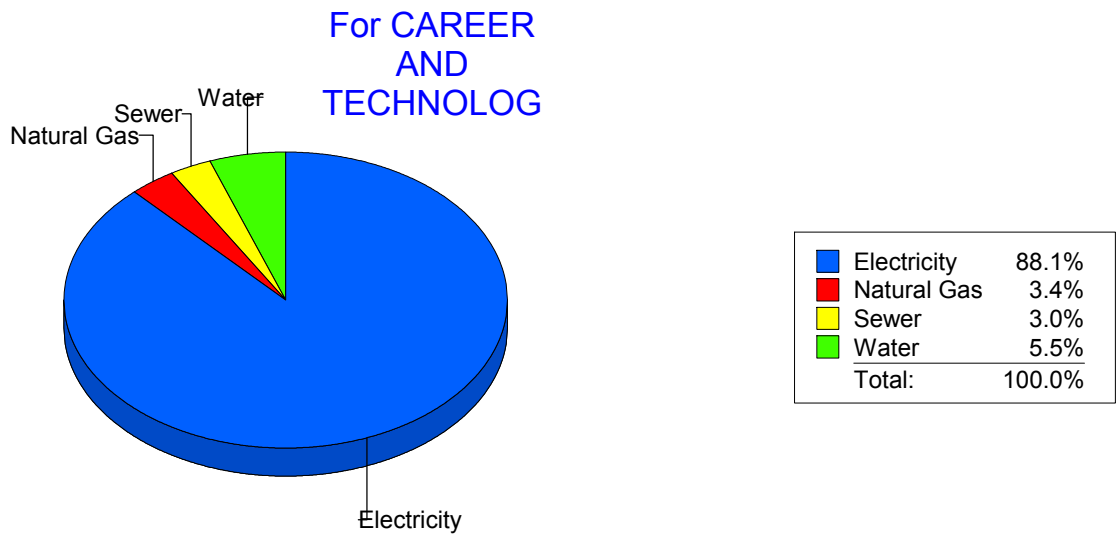
Energy CAP

Cost Avoidance Program

Cost Summary Graph

Grouped by Energy Type

Energy Type	Use	Units	Meter Cost	Special Charges	Total Cost	Avg Unit Cost	% of Total Cost
Site: CAREER AND TECHNOLOG - CAREER AND TECHNOLOG							
Electricity	90,158	KWH	\$11,332.30	\$0.00	\$11,332.30	0.1257	88.10%
Natural Gas	495	CCF	\$435.87	\$0.00	\$435.87	0.8805	3.39%
Water	251	CCF	\$710.79	\$0.00	\$710.79	2.8318	5.53%
Sewer	132	CCF	\$384.50	\$0.00	\$384.50	2.9129	2.99%
Total Cost:			\$12,863.46	\$0.00	\$12,863.46		



Filters: Cost Center Name Not Equal To DoNotReport; Billing Period Equal To 201408All Meter CodesAll Group Names

elpaso

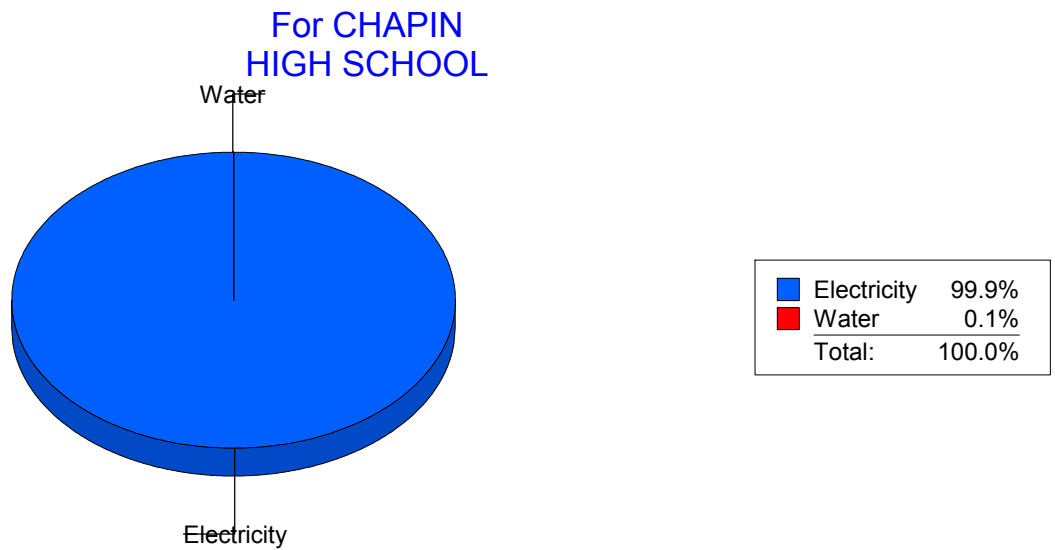
Energy CAP

Cost Avoidance Program

Cost Summary Graph

Grouped by Energy Type

Energy Type	Use	Units	Meter Cost	Special Charges	Total Cost	Avg Unit Cost	% of Total Cost
Site: CHAPIN HIGH SCHOOL - CHAPIN HIGH SCHOOL							
Electricity	306,075	KWH	\$34,337.56	\$0.00	\$34,337.56	0.1122	99.86%
Water	0	CCF	\$47.20	\$0.00	\$47.20	0.0000	0.14%
Total Cost:			\$34,384.76	\$0.00	\$34,384.76		



Filters: Cost Center Name Not Equal To DoNotReport; Billing Period Equal To 201408All Meter CodesAll Group Names

elpaso

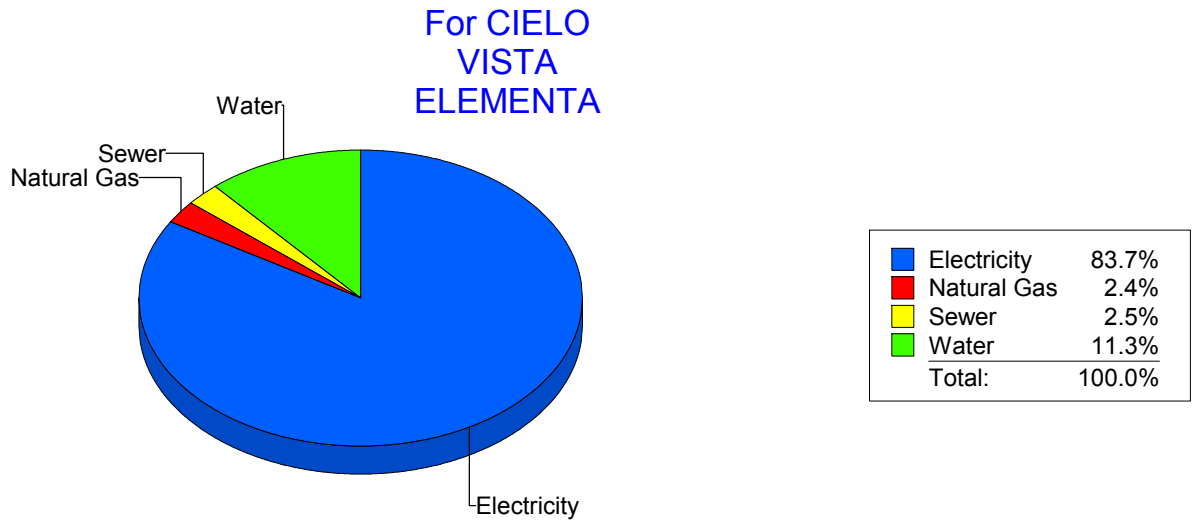
Energy CAP

Cost Avoidance Program

Cost Summary Graph

Grouped by Energy Type

Energy Type	Use	Units	Meter Cost	Special Charges	Total Cost	Avg Unit Cost	% of Total Cost
Site: CIELO VISTA ELEMENTA - CIELO VISTA ELEMENTA							
Electricity	53,860	KWH	\$7,143.14	\$0.00	\$7,143.14	0.1326	83.73%
Natural Gas	78	CCF	\$207.88	\$0.00	\$207.88	2.6651	2.44%
Water	383	CCF	\$965.34	\$0.00	\$965.34	2.5205	11.32%
Sewer	48	CCF	\$215.07	\$0.00	\$215.07	4.4806	2.52%
Total Cost:			\$8,531.43	\$0.00	\$8,531.43		



Filters: Cost Center Name Not Equal To DoNotReport; Billing Period Equal To 201408All Meter CodesAll Group Names

elpaso

Energy CAP

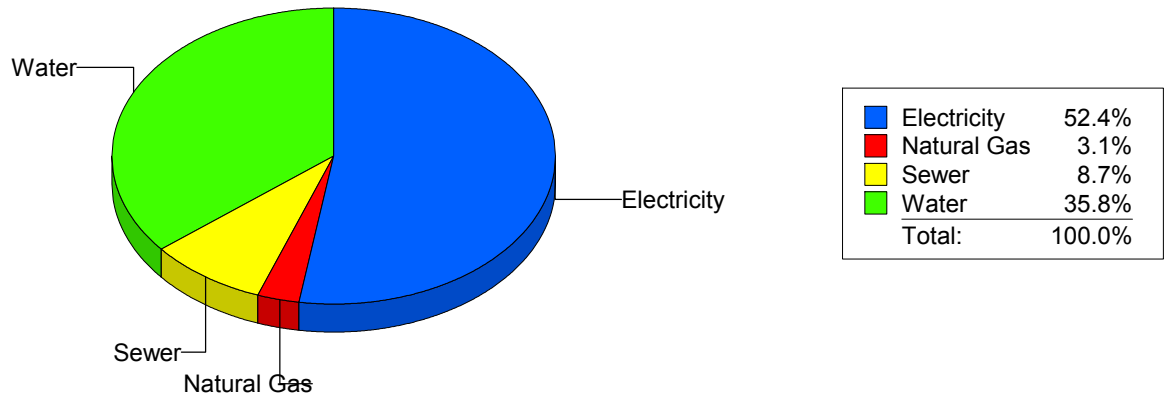
Cost Avoidance Program

Cost Summary Graph

Grouped by Energy Type

Energy Type	Use	Units	Meter Cost	Special Charges	Total Cost	Avg Unit Cost	% of Total Cost
Site: CLARDY ELEMENTARY SC - CLARDY ELEMENTARY SC							
Electricity	15,586	KWH	\$3,349.59	\$0.00	\$3,349.59	0.2149	52.37%
Natural Gas	62	CCF	\$197.91	\$0.00	\$197.91	3.1921	3.09%
Water	769	CCF	\$2,291.57	\$0.00	\$2,291.57	2.9799	35.83%
Sewer	247	CCF	\$557.01	\$0.00	\$557.01	2.2551	8.71%
Total Cost:			\$6,396.08	\$0.00	\$6,396.08		

For CLARDY
ELEMENTARY
SC



Filters: Cost Center Name Not Equal To DoNotReport; Billing Period Equal To 201408All Meter CodesAll Group Names

elpaso

Energy CAP

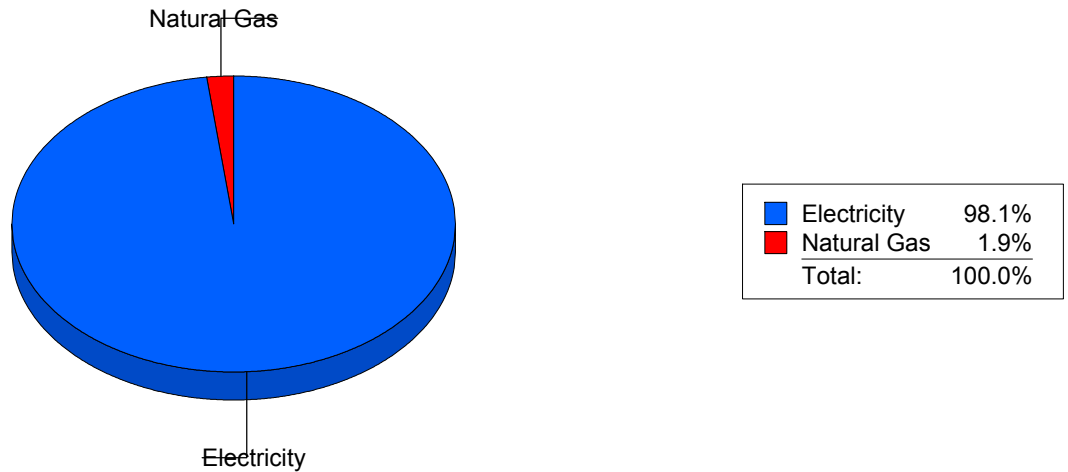
Cost Avoidance Program

Cost Summary Graph

Grouped by Energy Type

Energy Type	Use	Units	Meter Cost	Special Charges	Total Cost	Avg Unit Cost	% of Total Cost
Site: CLENDININ - CLENDININ							
Electricity	44,313	KWH	\$6,219.08	\$0.00	\$6,219.08	0.1403	98.14%
Natural Gas	61	CCF	\$117.63	\$0.00	\$117.63	1.9284	1.86%
Total Cost:			\$6,336.71	\$0.00	\$6,336.71		

For CLENDININ



Filters: Cost Center Name Not Equal To DoNotReport; Billing Period Equal To 201408All Meter CodesAll Group Names

el paso

Energy CAP

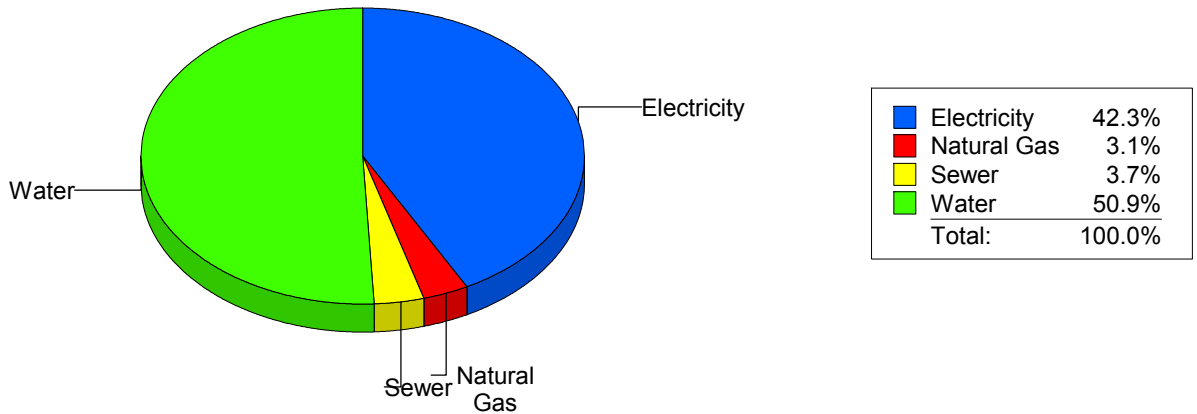
Cost Avoidance Program

Cost Summary Graph

Grouped by Energy Type

Energy Type	Use	Units	Meter Cost	Special Charges	Total Cost	Avg Unit Cost	% of Total Cost
Site: COLDWELL INTERMEDIAT - COLDWELL INTERMEDIAT							
Electricity	19,609	KWH	\$3,395.53	\$0.00	\$3,395.53	0.1732	42.31%
Natural Gas	19	CCF	\$250.78	\$0.00	\$250.78	13.1989	3.12%
Water	841	CCF	\$4,086.36	\$0.00	\$4,086.36	4.8589	50.92%
Sewer	76	CCF	\$293.03	\$0.00	\$293.03	3.8557	3.65%
Total Cost:			\$8,025.70	\$0.00	\$8,025.70		

For
COLDWELL
INTERMEDIAT



Filters: Cost Center Name Not Equal To DoNotReport; Billing Period Equal To 201408All Meter CodesAll Group Names

elpaso

Energy CAP

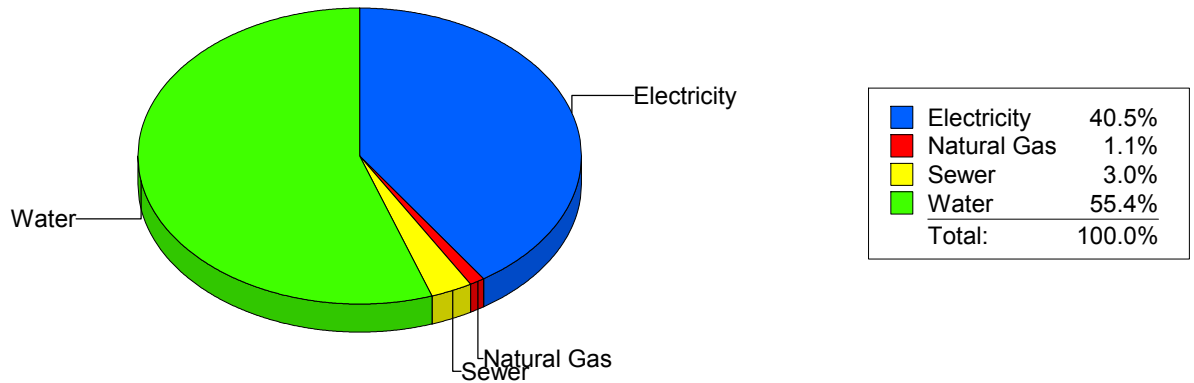
Cost Avoidance Program

Cost Summary Graph

Grouped by Energy Type

Energy Type	Use	Units	Meter Cost	Special Charges	Total Cost	Avg Unit Cost	% of Total Cost
Site: COLLINS ELEMENTARY - COLLINS ELEMENTARY							
Electricity	33,403	KWH	\$5,642.92	\$0.00	\$5,642.92	0.1689	40.50%
Natural Gas	0	CCF	\$159.30	\$0.00	\$159.30	0.0000	1.14%
Water	1,707	CCF	\$7,717.21	\$0.00	\$7,717.21	4.5209	55.39%
Sewer	191	CCF	\$412.41	\$0.00	\$412.41	2.1592	2.96%
Total Cost:			\$13,931.84	\$0.00	\$13,931.84		

For COLLINS ELEMENTARY



Filters: Cost Center Name Not Equal To DoNotReport; Billing Period Equal To 201408All Meter CodesAll Group Names

el Paso

Energy CAP

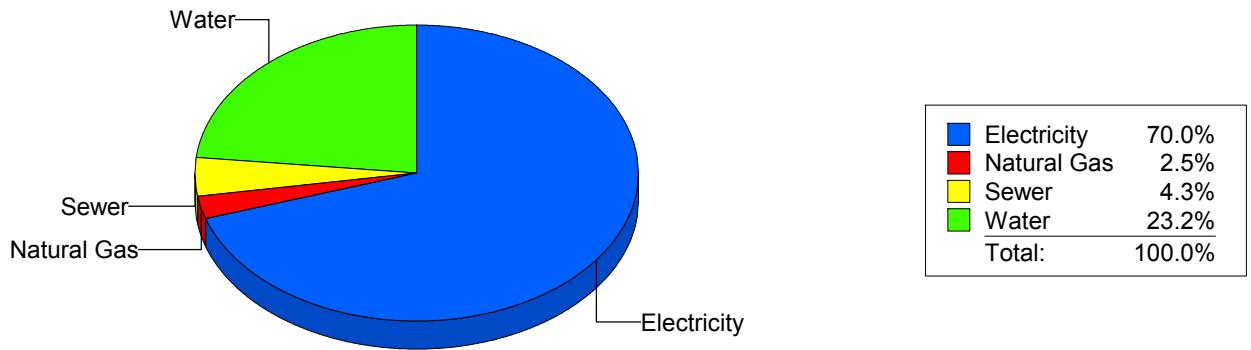
Cost Avoidance Program

Cost Summary Graph

Grouped by Energy Type

Energy Type	Use	Units	Meter Cost	Special Charges	Total Cost	Avg Unit Cost	% of Total Cost
Site: COOLEY ELEMENTARY SC - COOLEY ELEMENTARY SC							
Electricity	76,400	KWH	\$9,808.34	\$0.00	\$9,808.34	0.1284	69.97%
Natural Gas	268	CCF	\$346.61	\$0.00	\$346.61	1.2933	2.47%
Water	734	CCF	\$3,256.65	\$0.00	\$3,256.65	4.4369	23.23%
Sewer	146	CCF	\$605.78	\$0.00	\$605.78	4.1492	4.32%
Total Cost:			\$14,017.38	\$0.00	\$14,017.38		

For COOLEY
ELEMENTARY
SC



Filters: Cost Center Name Not Equal To DoNotReport; Billing Period Equal To 201408All Meter CodesAll Group Names

elpaso

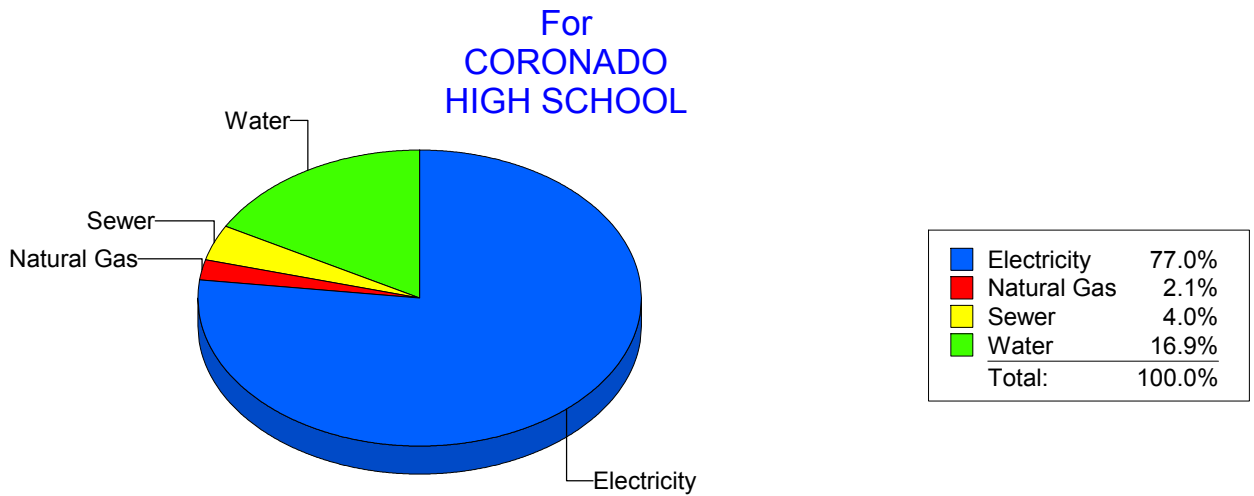
Energy CAP

Cost Avoidance Program

Cost Summary Graph

Grouped by Energy Type

Energy Type	Use	Units	Meter Cost	Special Charges	Total Cost	Avg Unit Cost	% of Total Cost
Site: CORONADO HIGH SCHOOL - CORONADO HIGH SCHOOL							
Electricity	207,667	KWH	\$29,503.78	\$0.00	\$29,503.78	0.1421	77.02%
Natural Gas	777	CCF	\$796.80	\$0.00	\$796.80	1.0255	2.08%
Water	3,317	CCF	\$6,455.48	\$0.00	\$6,455.48	1.9462	16.85%
Sewer	893	CCF	\$1,550.75	\$0.00	\$1,550.75	1.7366	4.05%
Total Cost:			\$38,306.81	\$0.00	\$38,306.81		



Filters: Cost Center Name Not Equal To DoNotReport; Billing Period Equal To 201408All Meter CodesAll Group Names

elpaso

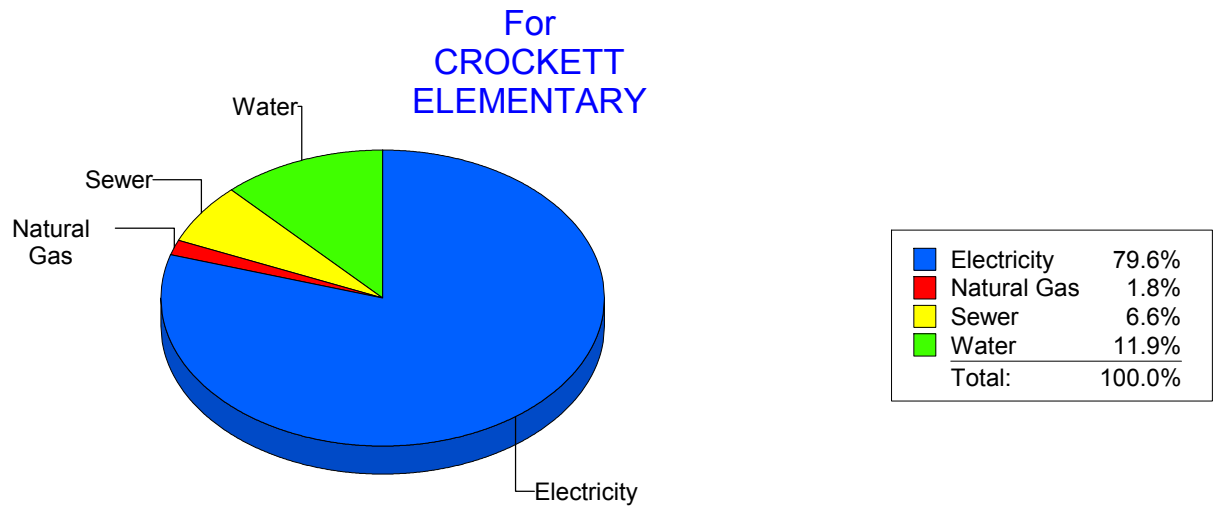
Energy CAP

Cost Avoidance Program

Cost Summary Graph

Grouped by Energy Type

Energy Type	Use	Units	Meter Cost	Special Charges	Total Cost	Avg Unit Cost	% of Total Cost
Site: CROCKETT - CROCKETT ELEMENTARY							
Electricity	19,000	KWH	\$3,549.92	\$0.00	\$3,549.92	0.1868	79.62%
Natural Gas	1	CCF	\$80.27	\$0.00	\$80.27	80.2700	1.80%
Water	172	CCF	\$532.22	\$0.00	\$532.22	3.0943	11.94%
Sewer	117	CCF	\$296.10	\$0.00	\$296.10	2.5308	6.64%
Total Cost:			\$4,458.51	\$0.00	\$4,458.51		



Filters: Cost Center Name Not Equal To DoNotReport; Billing Period Equal To 201408All Meter CodesAll Group Names

elpaso

Energy CAP

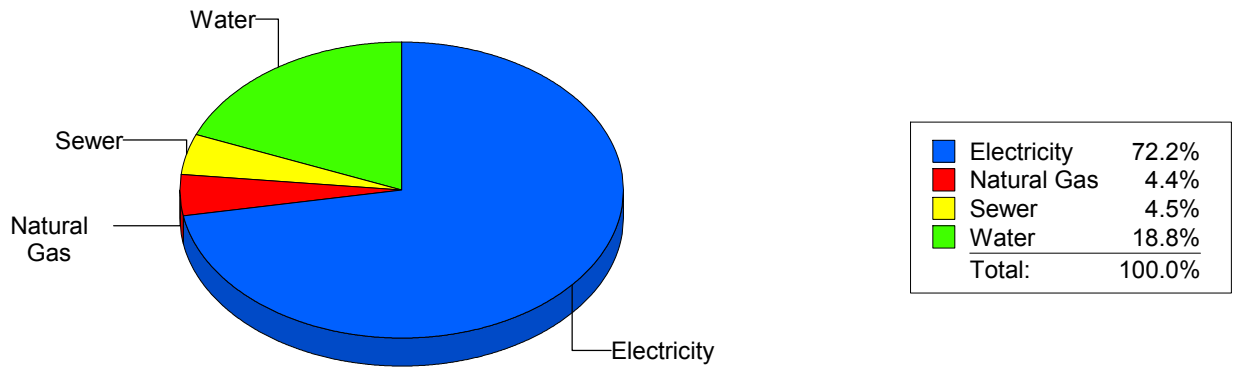
Cost Avoidance Program

Cost Summary Graph

Grouped by Energy Type

Energy Type	Use	Units	Meter Cost	Special Charges	Total Cost	Avg Unit Cost	% of Total Cost
Site: CROSBY ELEMENTARY - CROSBY ELEMENTARY							
Electricity	25,884	KWH	\$4,175.44	\$0.00	\$4,175.44	0.1613	72.19%
Natural Gas	148	CCF	\$257.31	\$0.00	\$257.31	1.7386	4.45%
Water	322	CCF	\$1,088.28	\$0.00	\$1,088.28	3.3798	18.82%
Sewer	93	CCF	\$262.98	\$0.00	\$262.98	2.8277	4.55%
Total Cost:			\$5,784.01	\$0.00	\$5,784.01		

For CROSBY ELEMENTARY



Filters: Cost Center Name Not Equal To DoNotReport; Billing Period Equal To 201408All Meter CodesAll Group Names

elpaso

Energy CAP

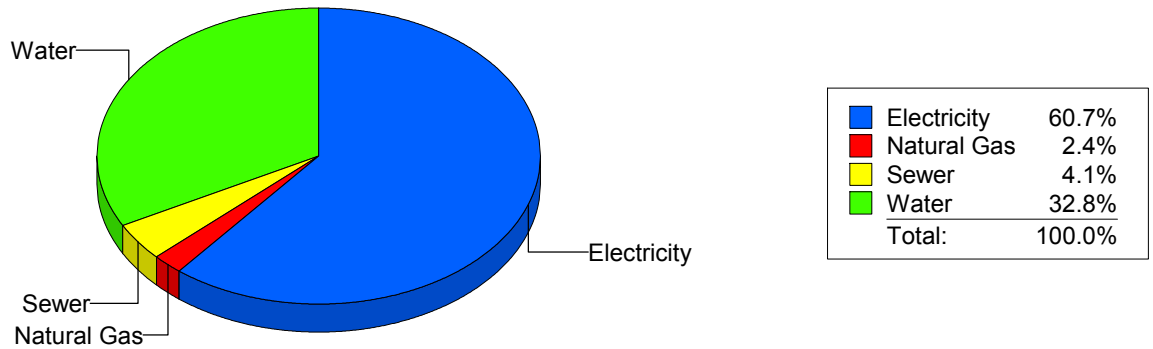
Cost Avoidance Program

Cost Summary Graph

Grouped by Energy Type

Energy Type	Use	Units	Meter Cost	Special Charges	Total Cost	Avg Unit Cost	% of Total Cost
Site: DOUGLASS ELEMENTARY - DOUGLASS ELEMENTARY							
Electricity	37,857	KWH	\$5,080.79	\$0.00	\$5,080.79	0.1342	60.70%
Natural Gas	70	CCF	\$202.90	\$0.00	\$202.90	2.8986	2.42%
Water	663	CCF	\$2,745.84	\$0.00	\$2,745.84	4.1415	32.81%
Sewer	112	CCF	\$340.23	\$0.00	\$340.23	3.0378	4.06%
Total Cost:			\$8,369.76	\$0.00	\$8,369.76		

For
DOUGLASS
ELEMENTARY



Filters: Cost Center Name Not Equal To DoNotReport; Billing Period Equal To 201408All Meter CodesAll Group Names

elpaso

Energy CAP

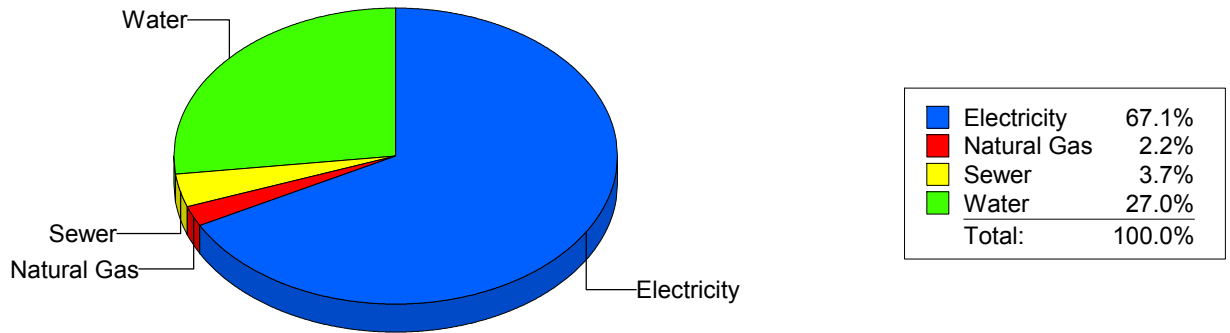
Cost Avoidance Program

Cost Summary Graph

Grouped by Energy Type

Energy Type	Use	Units	Meter Cost	Special Charges	Total Cost	Avg Unit Cost	% of Total Cost
Site: DOWELL ELEMENTARY - DOWELL ELEMENTARY							
Electricity	12,462	KWH	\$2,454.16	\$0.00	\$2,454.16	0.1969	67.15%
Natural Gas	0	CCF	\$79.65	\$0.00	\$79.65	0.0000	2.18%
Water	442	CCF	\$987.51	\$0.00	\$987.51	2.2342	27.02%
Sewer	58	CCF	\$133.55	\$0.00	\$133.55	2.3026	3.65%
Total Cost:			\$3,654.87	\$0.00	\$3,654.87		

For DOWELL ELEMENTARY



Filters: Cost Center Name Not Equal To DoNotReport; Billing Period Equal To 201408All Meter CodesAll Group Names

el Paso

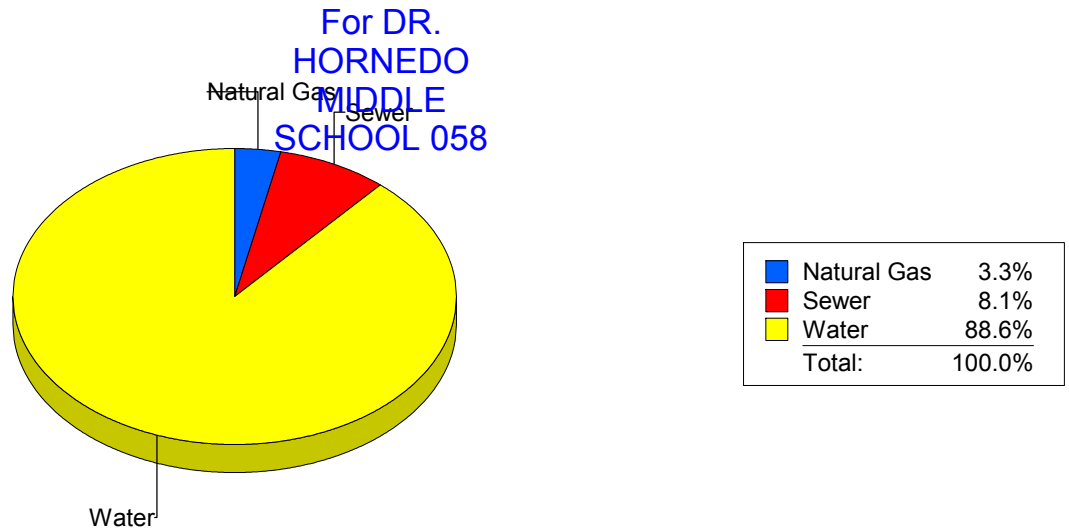
Energy CAP

Cost Avoidance Program

Cost Summary Graph

Grouped by Energy Type

Energy Type	Use	Units	Meter Cost	Special Charges	Total Cost	Avg Unit Cost	% of Total Cost
Site: DRHORNEDOMIDDLESCHOOL - DR. HORNEDO MIDDLE SCHOOL 058							
Natural Gas		113 CCF	\$151.59	\$0.00	\$151.59	1.3415	3.30%
Water		1,113 CCF	\$4,068.70	\$0.00	\$4,068.70	3.6556	88.56%
Sewer		105 CCF	\$374.13	\$0.00	\$374.13	3.5631	8.14%
Total Cost:			\$4,594.42	\$0.00	\$4,594.42		



Filters: Cost Center Name Not Equal To DoNotReport; Billing Period Equal To 201408All Meter CodesAll Group Names

el Paso

Energy CAP

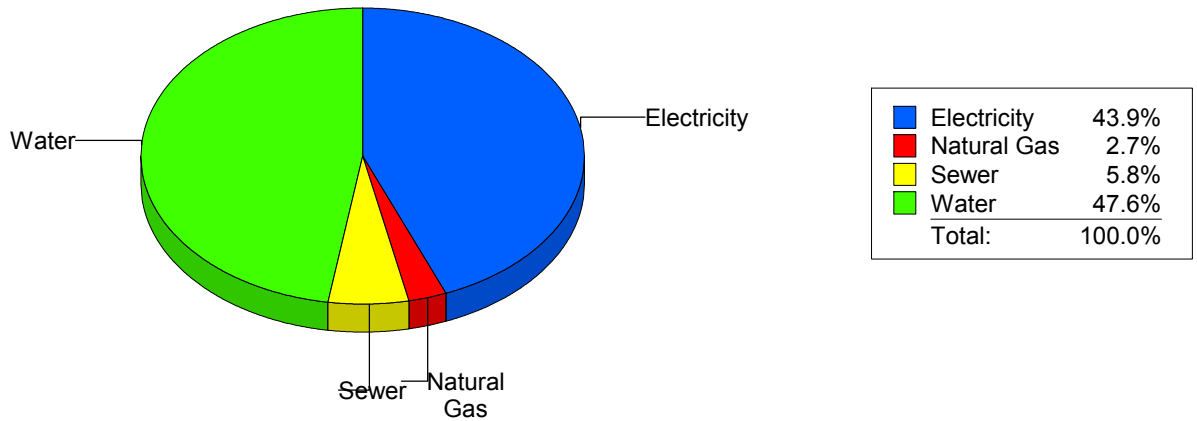
Cost Avoidance Program

Cost Summary Graph

Grouped by Energy Type

Energy Type	Use	Units	Meter Cost	Special Charges	Total Cost	Avg Unit Cost	% of Total Cost
Site: DR. L.A. NIXON ELEME - DR. L.A. NIXON ELEME							
Electricity	34,280	KWH	\$4,930.84	\$0.00	\$4,930.84	0.1438	43.93%
Natural Gas	212	CCF	\$304.92	\$0.00	\$304.92	1.4383	2.72%
Water	1,377	CCF	\$5,340.19	\$0.00	\$5,340.19	3.8781	47.58%
Sewer	274	CCF	\$647.78	\$0.00	\$647.78	2.3642	5.77%
Total Cost:			\$11,223.73	\$0.00	\$11,223.73		

For DR. L.A. NIXON ELEME



Filters: Cost Center Name Not Equal To DoNotReport; Billing Period Equal To 201408All Meter CodesAll Group Names

elpaso

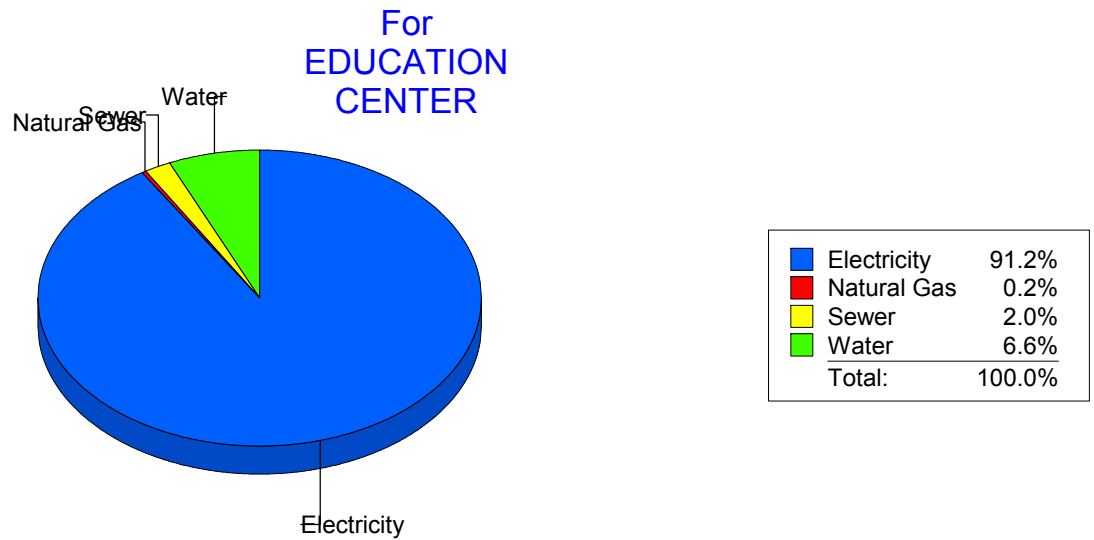
Energy CAP

Cost Avoidance Program

Cost Summary Graph

Grouped by Energy Type

Energy Type	Use	Units	Meter Cost	Special Charges	Total Cost	Avg Unit Cost	% of Total Cost
Site: EDUCATION CENTER - EDUCATION CENTER							
Electricity	333,060	KWH	\$35,860.23	\$0.00	\$35,860.23	0.1077	91.22%
Natural Gas	8	CCF	\$84.63	\$0.00	\$84.63	10.5788	0.22%
Water	961	CCF	\$2,587.88	\$0.00	\$2,587.88	2.6929	6.58%
Sewer	368	CCF	\$777.50	\$0.00	\$777.50	2.1128	1.98%
Total Cost:			\$39,310.24	\$0.00	\$39,310.24		



Filters: Cost Center Name Not Equal To DoNotReport; Billing Period Equal To 201408All Meter CodesAll Group Names

elpaso

Energy CAP

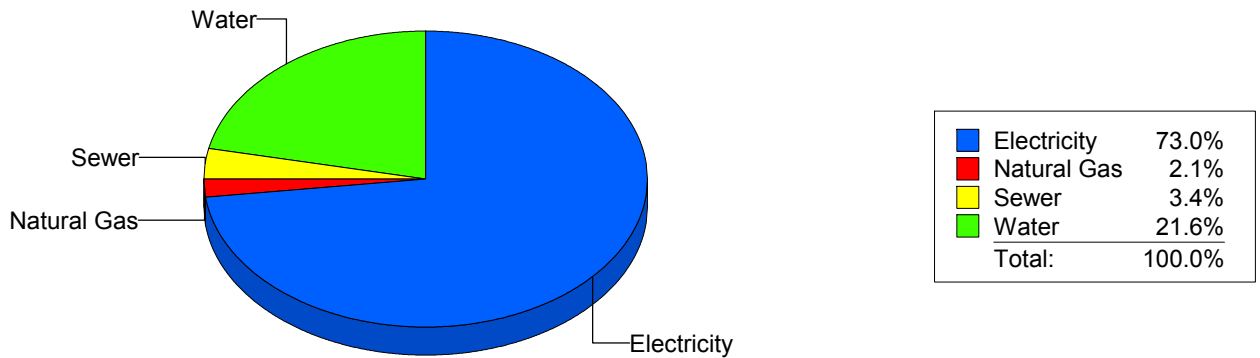
Cost Avoidance Program

Cost Summary Graph

Grouped by Energy Type

Energy Type	Use	Units	Meter Cost	Special Charges	Total Cost	Avg Unit Cost	% of Total Cost
Site: EL PASO HIGH SCHOOL - EL PASO HIGH SCHOOL							
Electricity	164,921	KWH	\$21,664.39	\$0.00	\$21,664.39	0.1314	72.95%
Natural Gas	211	CCF	\$612.08	\$0.00	\$612.08	2.9009	2.06%
Water	1,830	CCF	\$6,423.96	\$0.00	\$6,423.96	3.5104	21.63%
Sewer	399	CCF	\$996.00	\$0.00	\$996.00	2.4962	3.35%
Total Cost:			\$29,696.43	\$0.00	\$29,696.43		

For EL PASO HIGH SCHOOL



Filters: Cost Center Name Not Equal To DoNotReport; Billing Period Equal To 201408All Meter CodesAll Group Names

elpaso

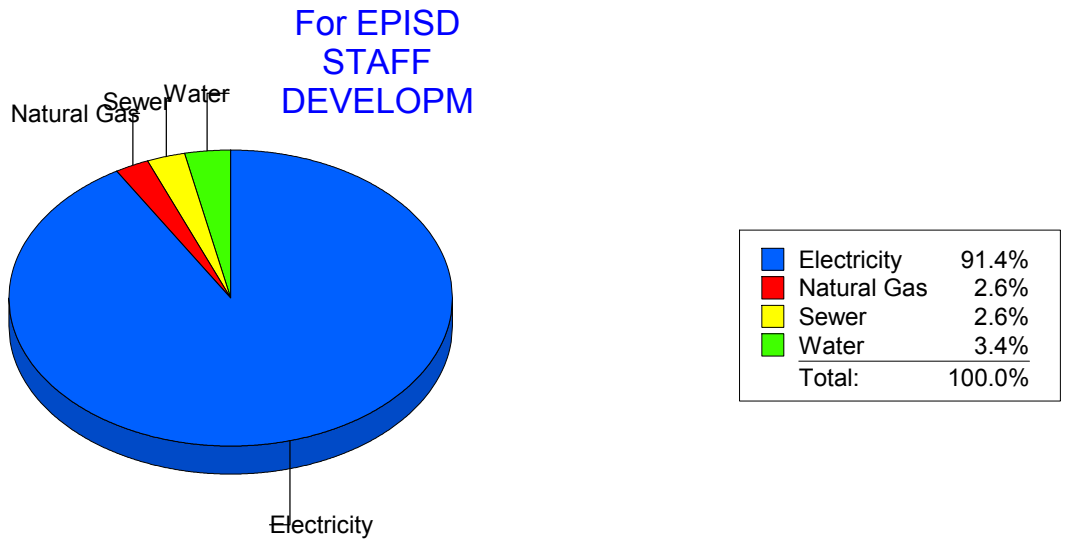
Energy CAP

Cost Avoidance Program

Cost Summary Graph

Grouped by Energy Type

Energy Type	Use	Units	Meter Cost	Special Charges	Total Cost	Avg Unit Cost	% of Total Cost
Site: EPISD STAFF DEVELOPM - EPISD STAFF DEVELOPM							
Electricity	25,560	KWH	\$3,067.62	\$0.00	\$3,067.62	0.1200	91.44%
Natural Gas	10	CCF	\$85.86	\$0.00	\$85.86	8.5860	2.56%
Water	29	CCF	\$114.60	\$0.00	\$114.60	3.9517	3.42%
Sewer	24	CCF	\$86.63	\$0.00	\$86.63	3.6096	2.58%
Total Cost:			\$3,354.71	\$0.00	\$3,354.71		



Filters: Cost Center Name Not Equal To DoNotReport; Billing Period Equal To 201408All Meter CodesAll Group Names

elpaso

Energy CAP

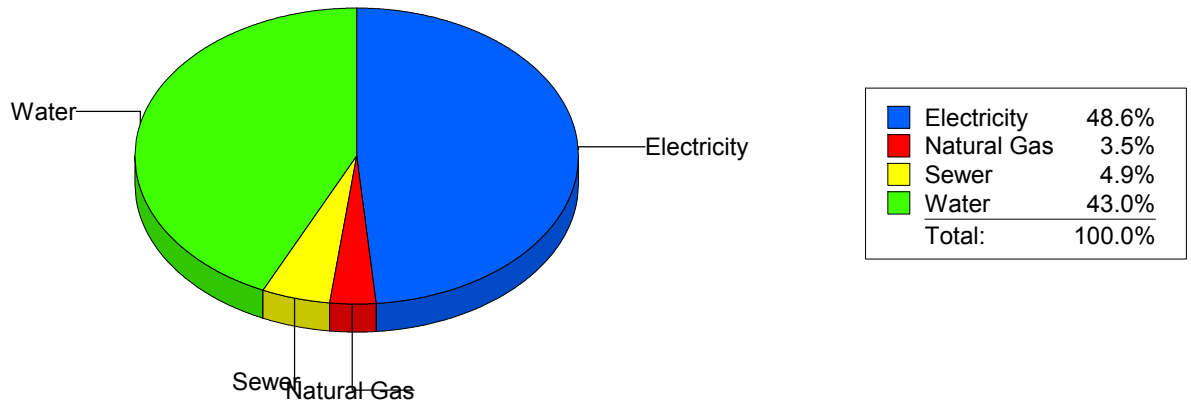
Cost Avoidance Program

Cost Summary Graph

Grouped by Energy Type

Energy Type	Use	Units	Meter Cost	Special Charges	Total Cost	Avg Unit Cost	% of Total Cost
Site: FANNIN ELEMENTARY - FANNIN ELEMENTARY							
Electricity	22,068	KWH	\$3,857.27	\$0.00	\$3,857.27	0.1748	48.58%
Natural Gas	62	CCF	\$277.56	\$0.00	\$277.56	4.4768	3.50%
Water	1,299	CCF	\$3,414.96	\$0.00	\$3,414.96	2.6289	43.01%
Sewer	126	CCF	\$390.03	\$0.00	\$390.03	3.0955	4.91%
Total Cost:			\$7,939.82	\$0.00	\$7,939.82		

For FANNIN ELEMENTARY



Filters: Cost Center Name Not Equal To DoNotReport; Billing Period Equal To 201408All Meter CodesAll Group Names

el Paso

Energy CAP

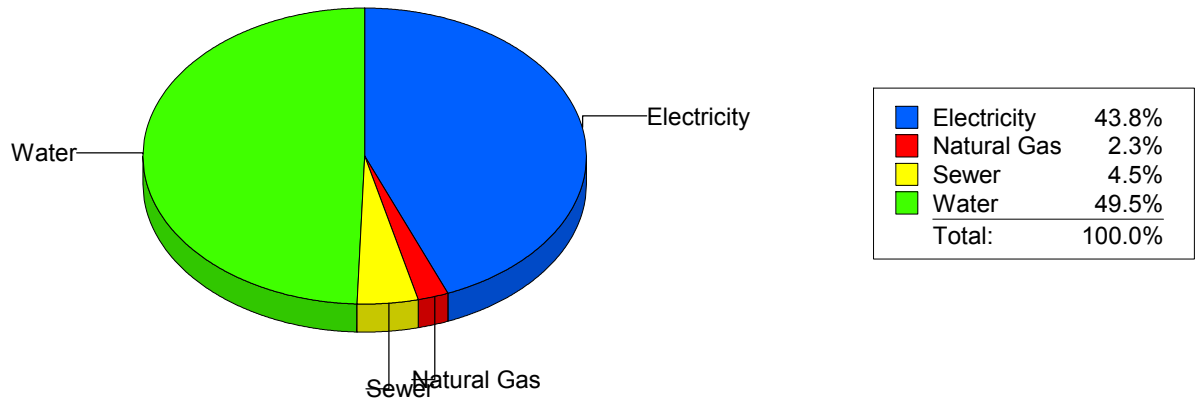
Cost Avoidance Program

Cost Summary Graph

Grouped by Energy Type

Energy Type	Use	Units	Meter Cost	Special Charges	Total Cost	Avg Unit Cost	% of Total Cost
Site: FINE ARTS/MULTIMEDIA - FINE ARTS/MULTIMEDIA							
Electricity	12,413	KWH	\$1,544.23	\$0.00	\$1,544.23	0.1244	43.76%
Natural Gas	0	CCF	\$79.65	\$0.00	\$79.65	0.0000	2.26%
Water	418	CCF	\$1,746.42	\$0.00	\$1,746.42	4.1780	49.49%
Sewer	66	CCF	\$158.40	\$0.00	\$158.40	2.4000	4.49%
Total Cost:			\$3,528.70	\$0.00	\$3,528.70		

For FINE ARTS/MULTIMEDIA



Filters: Cost Center Name Not Equal To DoNotReport; Billing Period Equal To 201408All Meter CodesAll Group Names

elpaso

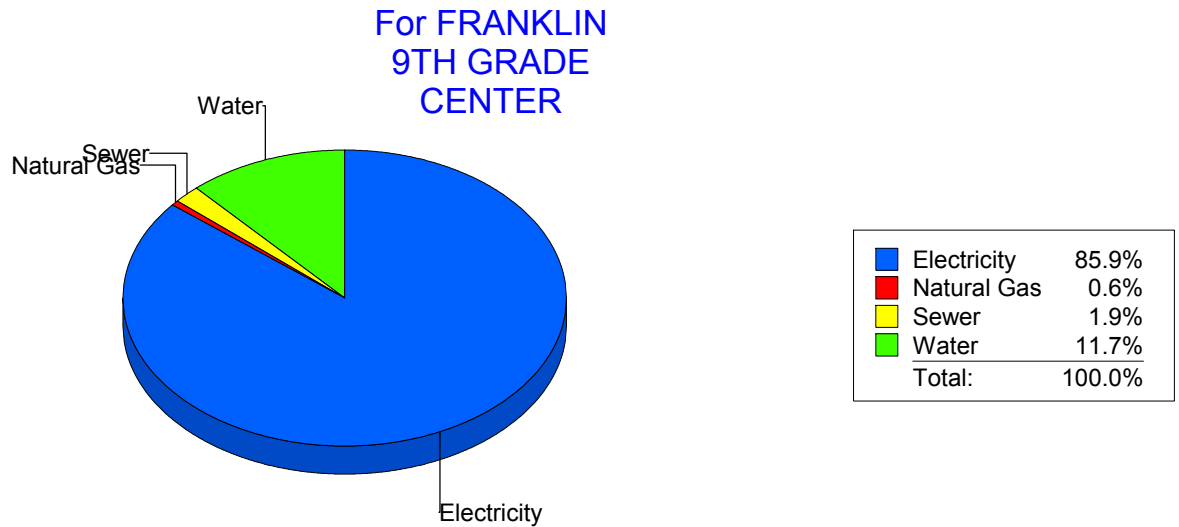
Energy CAP

Cost Avoidance Program

Cost Summary Graph

Grouped by Energy Type

Energy Type	Use	Units	Meter Cost	Special Charges	Total Cost	Avg Unit Cost	% of Total Cost
Site: FRANKLIN9THGRADECENTER - FRANKLIN 9TH GRADE CENTER							
Electricity	145,000	KWH	\$17,338.93	\$0.00	\$17,338.93	0.1196	85.89%
Natural Gas	58	CCF	\$115.77	\$0.00	\$115.77	1.9960	0.57%
Water	1,588	CCF	\$2,352.52	\$0.00	\$2,352.52	1.4814	11.65%
Sewer	109	CCF	\$379.65	\$0.00	\$379.65	3.4830	1.88%
Total Cost:			\$20,186.87	\$0.00	\$20,186.87		



Filters: Cost Center Name Not Equal To DoNotReport; Billing Period Equal To 201408All Meter CodesAll Group Names

elpaso

Energy CAP

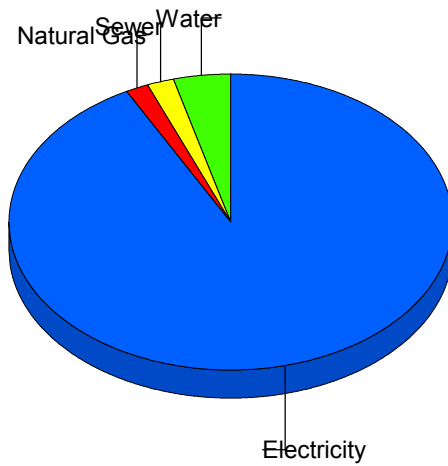
Cost Avoidance Program

Cost Summary Graph

Grouped by Energy Type

Energy Type	Use	Units	Meter Cost	Special Charges	Total Cost	Avg Unit Cost	% of Total Cost
Site: FRANKLIN HIGH SCHOOL - FRANKLIN HIGH SCHOOL							
Electricity	294,530	KWH	\$33,171.05	\$0.00	\$33,171.05	0.1126	92.11%
Natural Gas	712	CCF	\$672.48	\$0.00	\$672.48	0.9445	1.87%
Water	634	CCF	\$1,525.93	\$0.00	\$1,525.93	2.4068	4.24%
Sewer	299	CCF	\$641.85	\$0.00	\$641.85	2.1467	1.78%
Total Cost:			\$36,011.31	\$0.00	\$36,011.31		

For FRANKLIN HIGH SCHOOL



Electricity	92.1%
Natural Gas	1.9%
Sewer	1.8%
Water	4.2%
Total:	100.0%

Filters: Cost Center Name Not Equal To DoNotReport; Billing Period Equal To 201408All Meter CodesAll Group Names

elpaso

Energy CAP

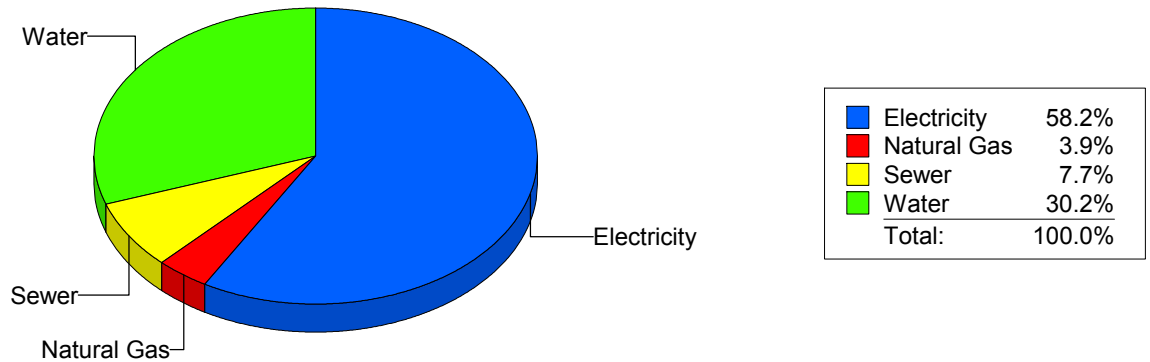
Cost Avoidance Program

Cost Summary Graph

Grouped by Energy Type

Energy Type	Use	Units	Meter Cost	Special Charges	Total Cost	Avg Unit Cost	% of Total Cost
Site: GREEN ELEMENTARY SCH - GREEN ELEMENTARY SCH							
Electricity	26,700	KWH	\$3,880.49	\$0.00	\$3,880.49	0.1453	58.20%
Natural Gas	152	CCF	\$260.27	\$0.00	\$260.27	1.7123	3.90%
Water	555	CCF	\$2,015.79	\$0.00	\$2,015.79	3.6321	30.24%
Sewer	155	CCF	\$510.45	\$0.00	\$510.45	3.2932	7.66%
Total Cost:			\$6,667.00	\$0.00	\$6,667.00		

For GREEN ELEMENTARY SCH



Filters: Cost Center Name Not Equal To DoNotReport; Billing Period Equal To 201408All Meter CodesAll Group Names

elpaso

Energy CAP

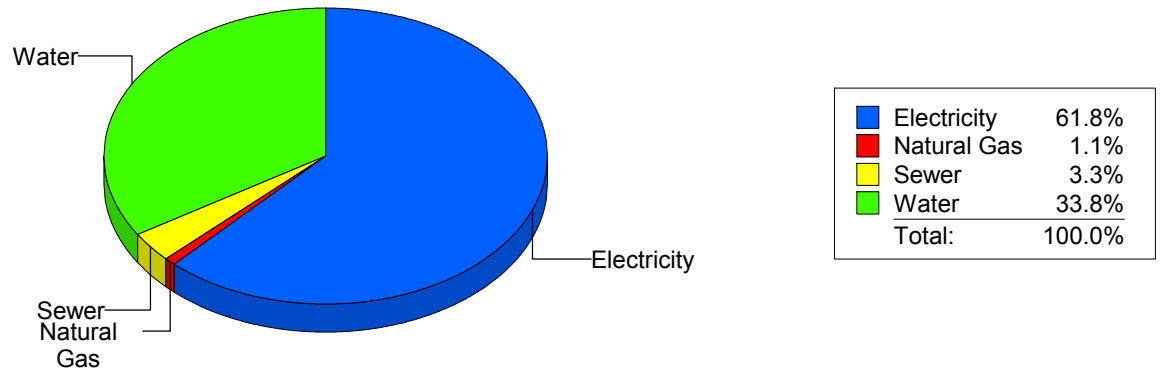
Cost Avoidance Program

Cost Summary Graph

Grouped by Energy Type

Energy Type	Use	Units	Meter Cost	Special Charges	Total Cost	Avg Unit Cost	% of Total Cost
Site: GUILLEN MIDDLE SCHOO - GUILLEN MIDDLE SCHOO							
Electricity	76,576	KWH	\$10,950.53	\$0.00	\$10,950.53	0.1430	61.83%
Natural Gas	51	CCF	\$191.07	\$0.00	\$191.07	3.7465	1.08%
Water	1,732	CCF	\$5,993.86	\$0.00	\$5,993.86	3.4607	33.84%
Sewer	261	CCF	\$576.33	\$0.00	\$576.33	2.2082	3.25%
Total Cost:			\$17,711.79	\$0.00	\$17,711.79		

For GUILLEN MIDDLE SCHOO



Filters: Cost Center Name Not Equal To DoNotReport; Billing Period Equal To 201408All Meter CodesAll Group Names

el Paso

Energy CAP

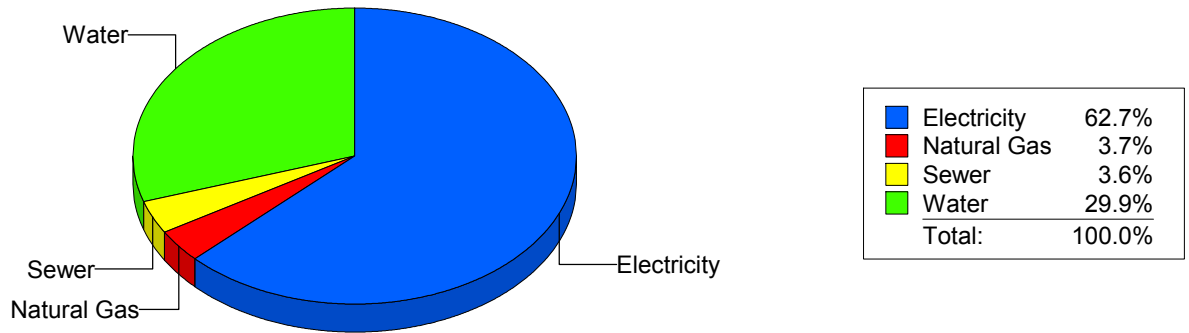
Cost Avoidance Program

Cost Summary Graph

Grouped by Energy Type

Energy Type	Use	Units	Meter Cost	Special Charges	Total Cost	Avg Unit Cost	% of Total Cost
Site: H.E. CHARLES MIDDLE - H.E. CHARLES MIDDLE							
Electricity	70,069	KWH	\$10,851.86	\$0.00	\$10,851.86	0.1549	62.74%
Natural Gas	667	CCF	\$639.95	\$0.00	\$639.95	0.9594	3.70%
Water	1,373	CCF	\$5,178.96	\$0.00	\$5,178.96	3.7720	29.94%
Sewer	288	CCF	\$626.67	\$0.00	\$626.67	2.1759	3.62%
Total Cost:			\$17,297.44	\$0.00	\$17,297.44		

For H.E. CHARLES MIDDLE



Filters: Cost Center Name Not Equal To DoNotReport; Billing Period Equal To 201408All Meter CodesAll Group Names

el Paso

Energy CAP

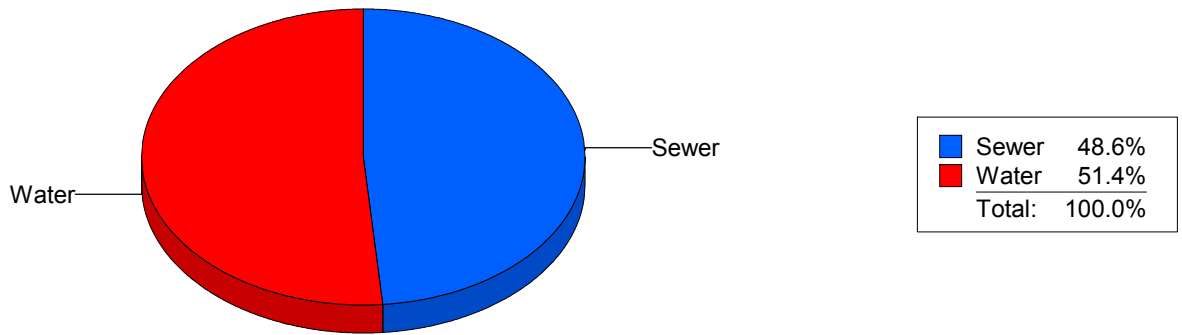
Cost Avoidance Program

Cost Summary Graph

Grouped by Energy Type

Energy Type	Use	Units	Meter Cost	Special Charges	Total Cost	Avg Unit Cost	% of Total Cost
Site: HART ELEMENTARY SCHO - HART ELEMENTARY SCHO							
Water		0 CCF	\$11.57	\$0.00	\$11.57	0.0000	51.42%
Sewer		0 CCF	\$10.93	\$0.00	\$10.93	0.0000	48.58%
Total Cost:			\$22.50	\$0.00	\$22.50		

For HART
ELEMENTARY
SCHO



Filters: Cost Center Name Not Equal To DoNotReport; Billing Period Equal To 201408All Meter CodesAll Group Names

elpaso

Energy CAP

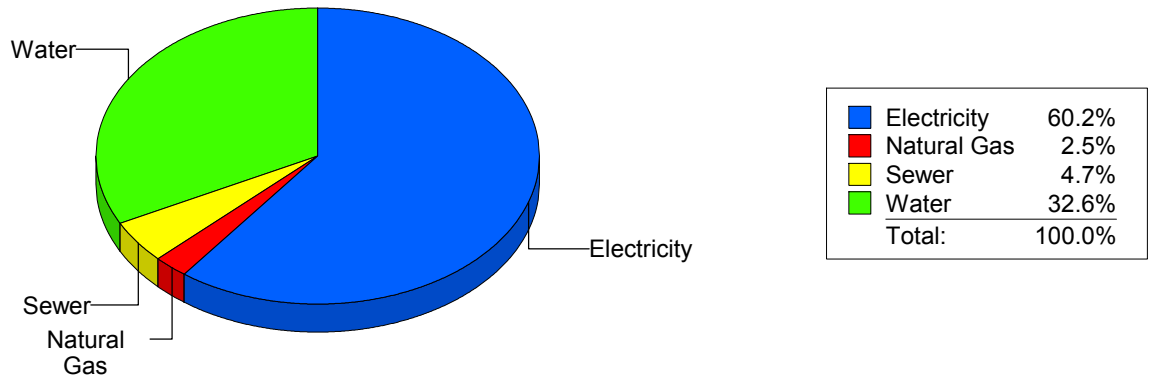
Cost Avoidance Program

Cost Summary Graph

Grouped by Energy Type

Energy Type	Use	Units	Meter Cost	Special Charges	Total Cost	Avg Unit Cost	% of Total Cost
Site: HAWKINS ELEMENTARY S - HAWKINS ELEMENTARY S							
Electricity	17,563	KWH	\$2,540.39	\$0.00	\$2,540.39	0.1446	60.20%
Natural Gas	39	CCF	\$103.93	\$0.00	\$103.93	2.6649	2.46%
Water	295	CCF	\$1,376.35	\$0.00	\$1,376.35	4.6656	32.61%
Sewer	47	CCF	\$199.50	\$0.00	\$199.50	4.2447	4.73%
Total Cost:			\$4,220.17	\$0.00	\$4,220.17		

For HAWKINS
ELEMENTARY
S



Filters: Cost Center Name Not Equal To DoNotReport; Billing Period Equal To 201408All Meter CodesAll Group Names

elpaso

Energy CAP

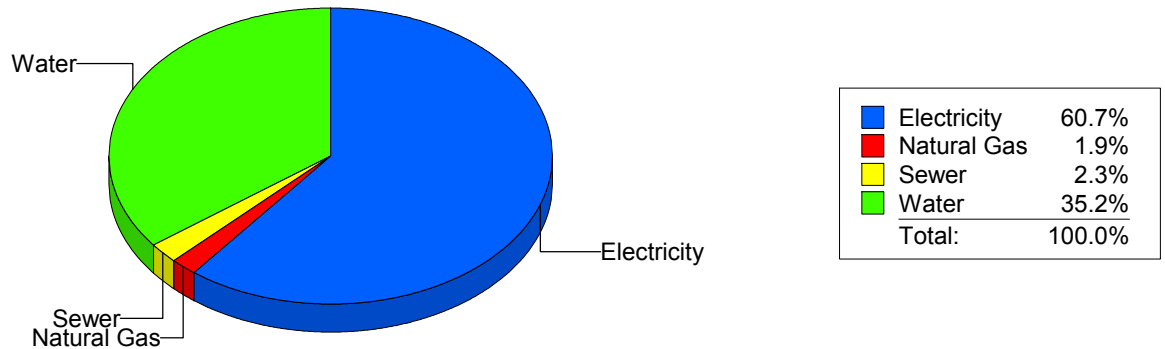
Cost Avoidance Program

Cost Summary Graph

Grouped by Energy Type

Energy Type	Use	Units	Meter Cost	Special Charges	Total Cost	Avg Unit Cost	% of Total Cost
Site: HENDERSON MIDDLE SCH - HENDERSON MIDDLE SCH							
Electricity	43,270	KWH	\$6,670.04	\$0.00	\$6,670.04	0.1541	60.65%
Natural Gas	188	CCF	\$207.40	\$0.00	\$207.40	1.1032	1.89%
Water	1,265	CCF	\$3,866.50	\$0.00	\$3,866.50	3.0565	35.16%
Sewer	135	CCF	\$253.62	\$0.00	\$253.62	1.8787	2.31%
Total Cost:			\$10,997.56	\$0.00	\$10,997.56		

For
HENDERSON
MIDDLE SCH



Filters: Cost Center Name Not Equal To DoNotReport; Billing Period Equal To 201408All Meter CodesAll Group Names

elpaso

Energy CAP

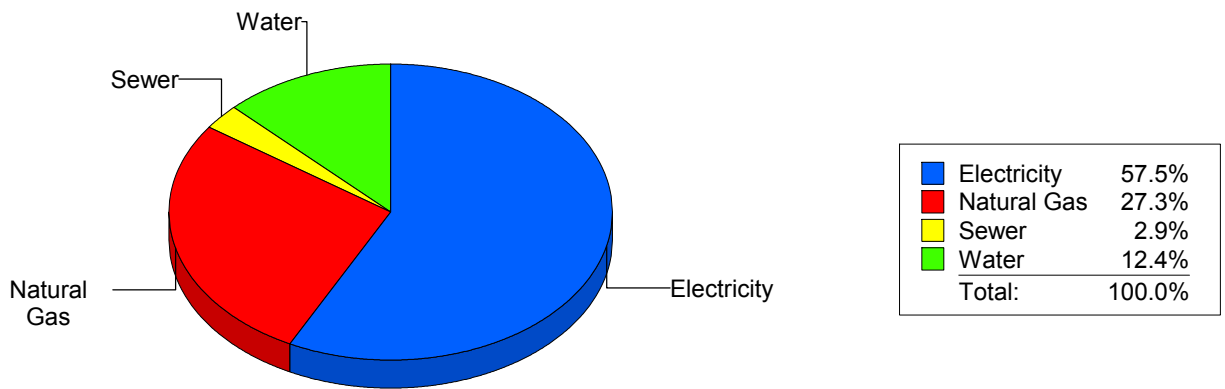
Cost Avoidance Program

Cost Summary Graph

Grouped by Energy Type

Energy Type	Use	Units	Meter Cost	Special Charges	Total Cost	Avg Unit Cost	% of Total Cost
Site: HERCULES COTTAGES - HERCULES COTTAGES							
Electricity	4,928	KWH	\$846.76	\$0.00	\$846.76	0.1718	57.47%
Natural Gas	6	CCF	\$401.98	\$0.00	\$401.98	66.9967	27.28%
Water	44	CCF	\$182.32	\$0.00	\$182.32	4.1436	12.37%
Sewer	7	CCF	\$42.45	\$0.00	\$42.45	6.0643	2.88%
Total Cost:			\$1,473.51	\$0.00	\$1,473.51		

For HERCULES COTTAGES



Filters: Cost Center Name Not Equal To DoNotReport; Billing Period Equal To 201408All Meter CodesAll Group Names

elpaso

Energy CAP

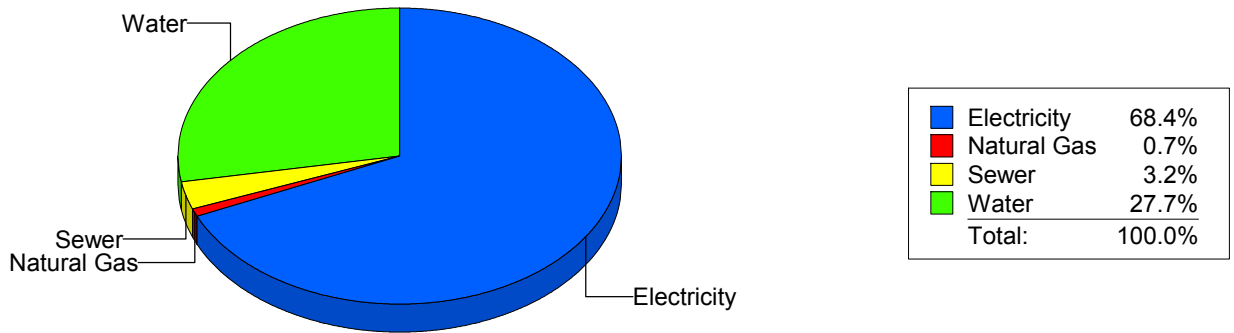
Cost Avoidance Program

Cost Summary Graph

Grouped by Energy Type

Energy Type	Use	Units	Meter Cost	Special Charges	Total Cost	Avg Unit Cost	% of Total Cost
Site: HERRERA - HERRERA ELEMENTARY							
Electricity	63,400	KWH	\$8,598.88	\$0.00	\$8,598.88	0.1356	68.42%
Natural Gas	13	CCF	\$87.74	\$0.00	\$87.74	6.7492	0.70%
Water	888	CCF	\$3,478.14	\$0.00	\$3,478.14	3.9168	27.67%
Sewer	126	CCF	\$403.11	\$0.00	\$403.11	3.1993	3.21%
Total Cost:			\$12,567.87	\$0.00	\$12,567.87		

For HERRERA ELEMENTARY



Filters: Cost Center Name Not Equal To DoNotReport; Billing Period Equal To 201408All Meter CodesAll Group Names

el Paso

Energy CAP

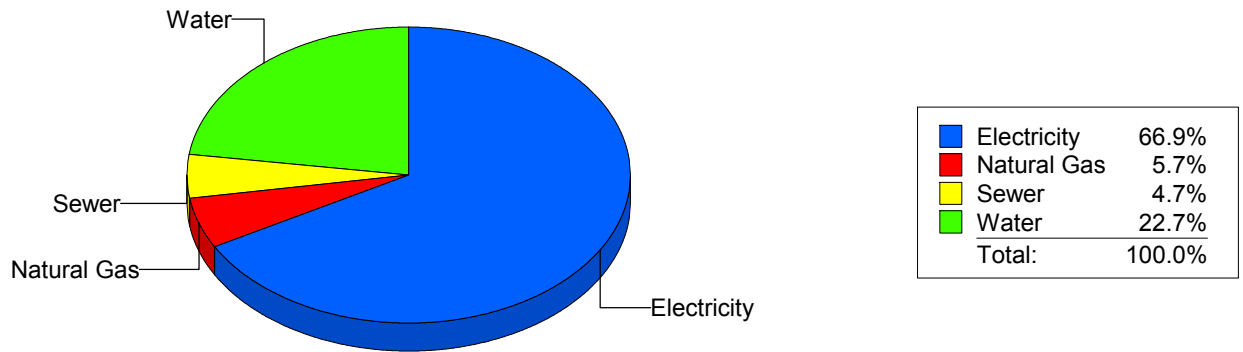
Cost Avoidance Program

Cost Summary Graph

Grouped by Energy Type

Energy Type	Use	Units	Meter Cost	Special Charges	Total Cost	Avg Unit Cost	% of Total Cost
Site: HILLSIDE ELEMENTARY - HILLSIDE ELEMENTARY							
Electricity	38,222	KWH	\$5,212.00	\$0.00	\$5,212.00	0.1364	66.93%
Natural Gas	198	CCF	\$442.51	\$0.00	\$442.51	2.2349	5.68%
Water	462	CCF	\$1,764.95	\$0.00	\$1,764.95	3.8202	22.66%
Sewer	110	CCF	\$367.95	\$0.00	\$367.95	3.3450	4.72%
Total Cost:			\$7,787.41	\$0.00	\$7,787.41		

For HILLSIDE ELEMENTARY



Filters: Cost Center Name Not Equal To DoNotReport; Billing Period Equal To 201408All Meter CodesAll Group Names

el paso

Energy CAP

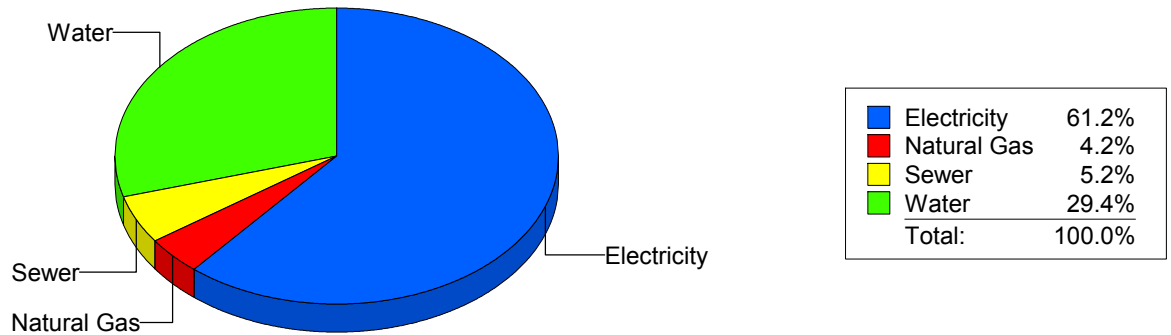
Cost Avoidance Program

Cost Summary Graph

Grouped by Energy Type

Energy Type	Use	Units	Meter Cost	Special Charges	Total Cost	Avg Unit Cost	% of Total Cost
Site: HOUSTON INTERMEDIATE - HOUSTON INTERMEDIATE							
Electricity	26,204	KWH	\$3,859.66	\$0.00	\$3,859.66	0.1473	61.17%
Natural Gas	43	CCF	\$265.73	\$0.00	\$265.73	6.1798	4.21%
Water	424	CCF	\$1,858.22	\$0.00	\$1,858.22	4.3826	29.45%
Sewer	72	CCF	\$326.44	\$0.00	\$326.44	4.5339	5.17%
Total Cost:			\$6,310.05	\$0.00	\$6,310.05		

For HOUSTON INTERMEDIATE



Filters: Cost Center Name Not Equal To DoNotReport; Billing Period Equal To 201408All Meter CodesAll Group Names

elpaso

Energy CAP

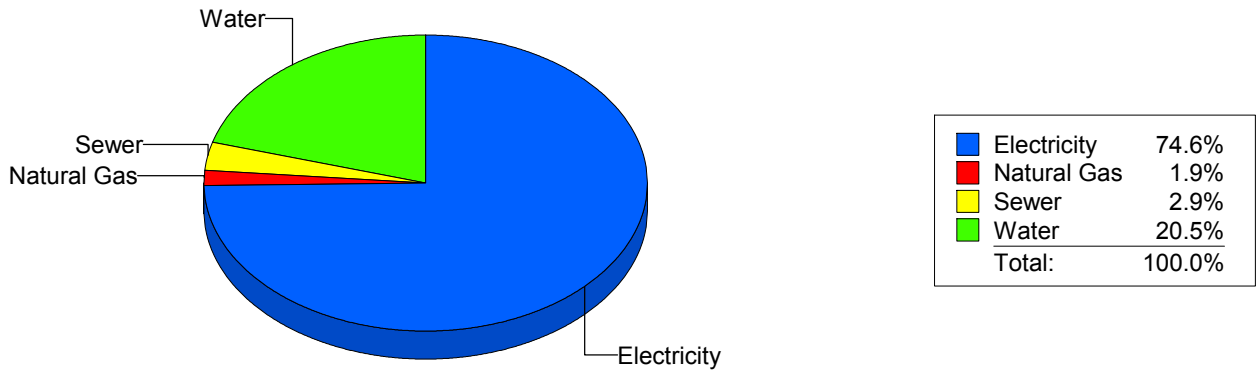
Cost Avoidance Program

Cost Summary Graph

Grouped by Energy Type

Energy Type	Use	Units	Meter Cost	Special Charges	Total Cost	Avg Unit Cost	% of Total Cost
Site: MOYE - HR MOYE							
Electricity	70,440	KWH	\$8,518.10	\$0.00	\$8,518.10	0.1209	74.62%
Natural Gas	202	CCF	\$217.83	\$0.00	\$217.83	1.0784	1.91%
Water	449	CCF	\$2,344.04	\$0.00	\$2,344.04	5.2206	20.53%
Sewer	77	CCF	\$335.49	\$0.00	\$335.49	4.3570	2.94%
Total Cost:			\$11,415.46	\$0.00	\$11,415.46		

For HR MOYE



Filters: Cost Center Name Not Equal To DoNotReport; Billing Period Equal To 201408All Meter CodesAll Group Names

elpaso

Energy CAP

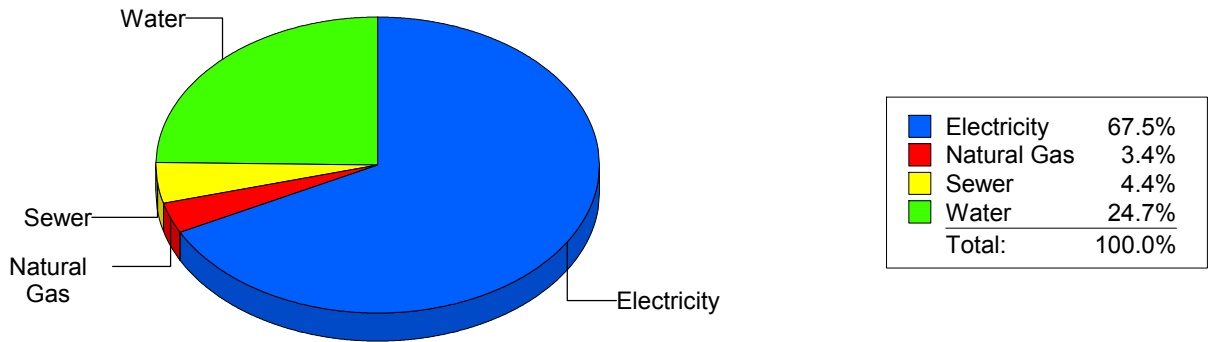
Cost Avoidance Program

Cost Summary Graph

Grouped by Energy Type

Energy Type	Use	Units	Meter Cost	Special Charges	Total Cost	Avg Unit Cost	% of Total Cost
Site: HUGHEY ELEMENTARY SC - HUGHEY ELEMENTARY SC							
Electricity	27,457	KWH	\$4,980.69	\$0.00	\$4,980.69	0.1814	67.48%
Natural Gas	23	CCF	\$253.06	\$0.00	\$253.06	11.0026	3.43%
Water	503	CCF	\$1,820.85	\$0.00	\$1,820.85	3.6200	24.67%
Sewer	139	CCF	\$326.46	\$0.00	\$326.46	2.3486	4.42%
Total Cost:			\$7,381.06	\$0.00	\$7,381.06		

For HUGHEY
ELEMENTARY
SC



Filters: Cost Center Name Not Equal To DoNotReport; Billing Period Equal To 201408All Meter CodesAll Group Names

elpaso

Energy CAP

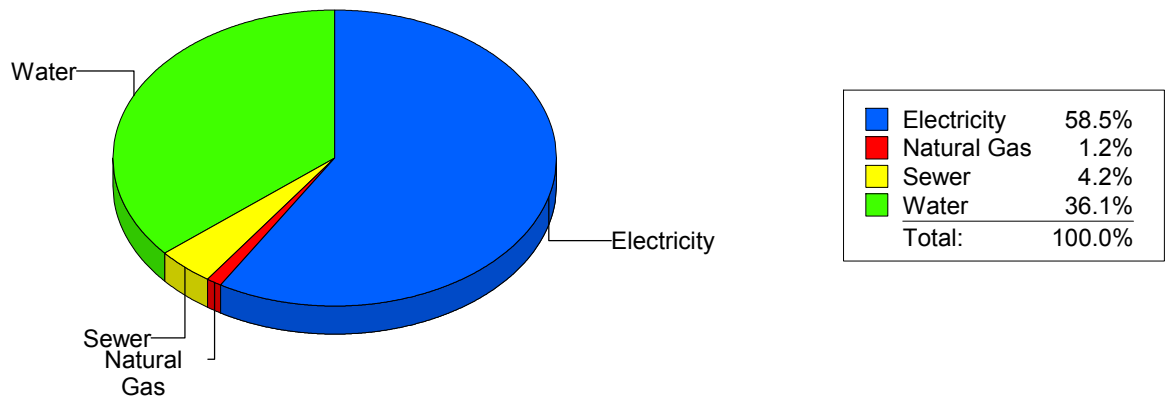
Cost Avoidance Program

Cost Summary Graph

Grouped by Energy Type

Energy Type	Use	Units	Meter Cost	Special Charges	Total Cost	Avg Unit Cost	% of Total Cost
Site: IRVIN HIGH SCHOOL - IRVIN HIGH SCHOOL							
Electricity	126,151	KWH	\$15,869.66	\$0.00	\$15,869.66	0.1258	58.53%
Natural Gas	230	CCF	\$318.33	\$0.00	\$318.33	1.3840	1.17%
Water	2,909	CCF	\$9,790.05	\$0.00	\$9,790.05	3.3654	36.11%
Sewer	714	CCF	\$1,134.15	\$0.00	\$1,134.15	1.5884	4.18%
Total Cost:			\$27,112.19	\$0.00	\$27,112.19		

For IRVIN HIGH SCHOOL



Filters: Cost Center Name Not Equal To DoNotReport; Billing Period Equal To 201408All Meter CodesAll Group Names

elpaso

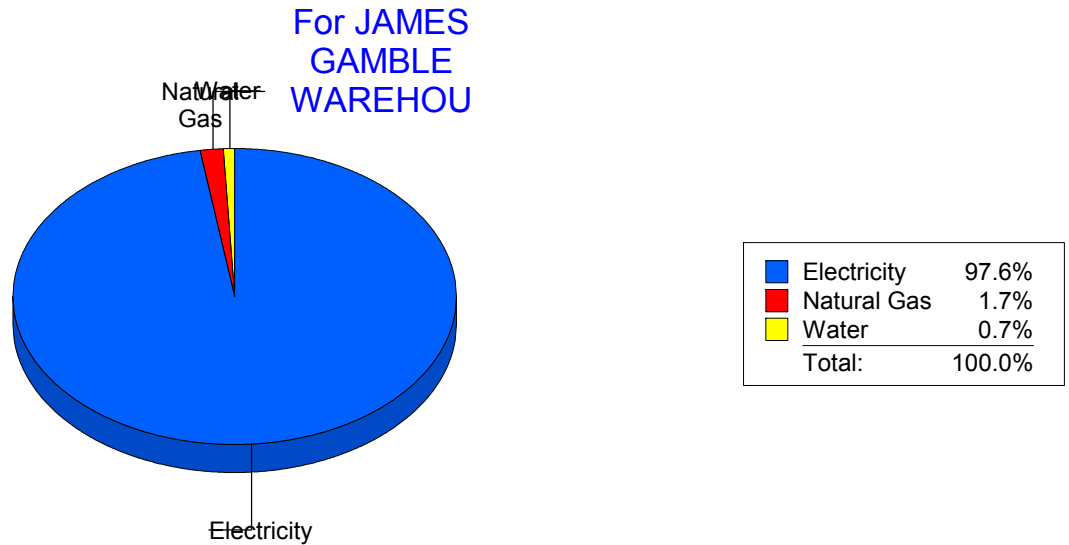
Energy CAP

Cost Avoidance Program

Cost Summary Graph

Grouped by Energy Type

Energy Type	Use	Units	Meter Cost	Special Charges	Total Cost	Avg Unit Cost	% of Total Cost
Site: JAMES GAMBLE WAREHOU - JAMES GAMBLE WAREHOU							
Electricity	39,900	KWH	\$5,265.78	\$0.00	\$5,265.78	0.1320	97.61%
Natural Gas	16	CCF	\$89.83	\$0.00	\$89.83	5.6144	1.67%
Water	0	CCF	\$39.32	\$0.00	\$39.32	0.0000	0.73%
Total Cost:			\$5,394.93	\$0.00	\$5,394.93		



Filters: Cost Center Name Not Equal To DoNotReport; Billing Period Equal To 201408All Meter CodesAll Group Names

elpaso

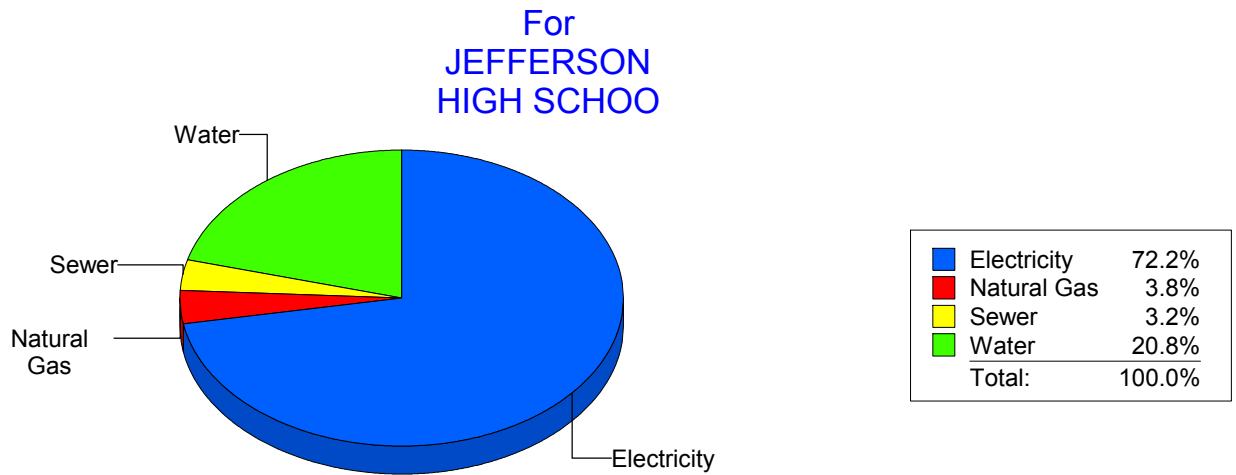
Energy CAP

Cost Avoidance Program

Cost Summary Graph

Grouped by Energy Type

Energy Type	Use	Units	Meter Cost	Special Charges	Total Cost	Avg Unit Cost	% of Total Cost
Site: JEFFERSON HIGH SCHOO - JEFFERSON HIGH SCHOO							
Electricity	108,580	KWH	\$14,439.47	\$0.00	\$14,439.47	0.1330	72.16%
Natural Gas	190	CCF	\$762.45	\$0.00	\$762.45	4.0129	3.81%
Water	1,706	CCF	\$4,160.02	\$0.00	\$4,160.02	2.4385	20.79%
Sewer	219	CCF	\$648.67	\$0.00	\$648.67	2.9620	3.24%
Total Cost:			\$20,010.61	\$0.00	\$20,010.61		



Filters: Cost Center Name Not Equal To DoNotReport; Billing Period Equal To 201408All Meter CodesAll Group Names

elpaso

Energy CAP

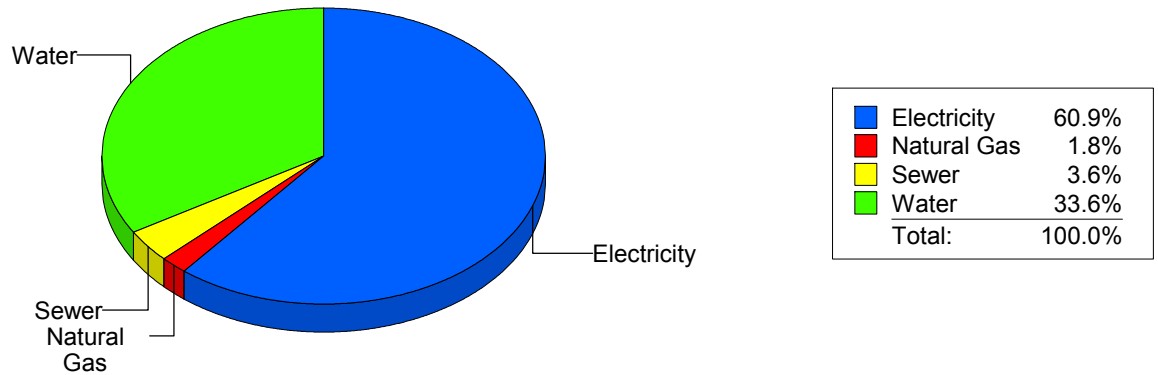
Cost Avoidance Program

Cost Summary Graph

Grouped by Energy Type

Energy Type	Use	Units	Meter Cost	Special Charges	Total Cost	Avg Unit Cost	% of Total Cost
Site: KOHLBERG ELEMENTARY - KOHLBERG ELEMENTARY							
Electricity	39,380	KWH	\$5,869.80	\$0.00	\$5,869.80	0.1491	60.91%
Natural Gas	24	CCF	\$174.25	\$0.00	\$174.25	7.2604	1.81%
Water	731	CCF	\$3,241.45	\$0.00	\$3,241.45	4.4343	33.64%
Sewer	108	CCF	\$351.38	\$0.00	\$351.38	3.2535	3.65%
Total Cost:			\$9,636.88	\$0.00	\$9,636.88		

For
KOHLBERG
ELEMENTARY



Filters: Cost Center Name Not Equal To DoNotReport; Billing Period Equal To 201408All Meter CodesAll Group Names

elpaso

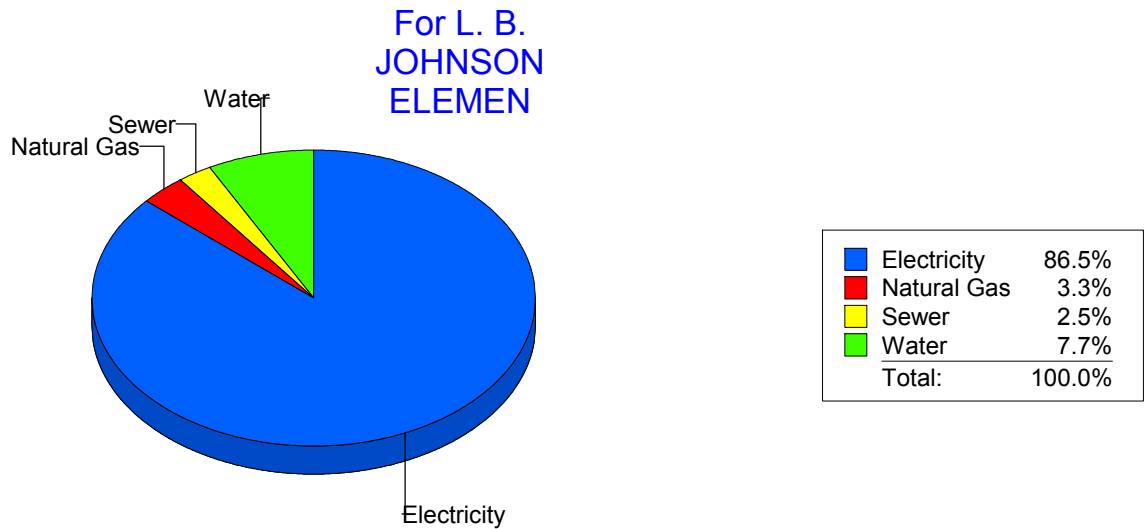
Energy CAP

Cost Avoidance Program

Cost Summary Graph

Grouped by Energy Type

Energy Type	Use	Units	Meter Cost	Special Charges	Total Cost	Avg Unit Cost	% of Total Cost
Site: L. B. JOHNSON ELEMEN - L. B. JOHNSON ELEMEN							
Electricity	47,650	KWH	\$7,091.78	\$0.00	\$7,091.78	0.1488	86.53%
Natural Gas	166	CCF	\$270.71	\$0.00	\$270.71	1.6308	3.30%
Water	443	CCF	\$632.36	\$0.00	\$632.36	1.4274	7.72%
Sewer	38	CCF	\$201.27	\$0.00	\$201.27	5.2966	2.46%
Total Cost:			\$8,196.12	\$0.00	\$8,196.12		



Filters: Cost Center Name Not Equal To DoNotReport; Billing Period Equal To 201408All Meter CodesAll Group Names

el Paso

Energy CAP

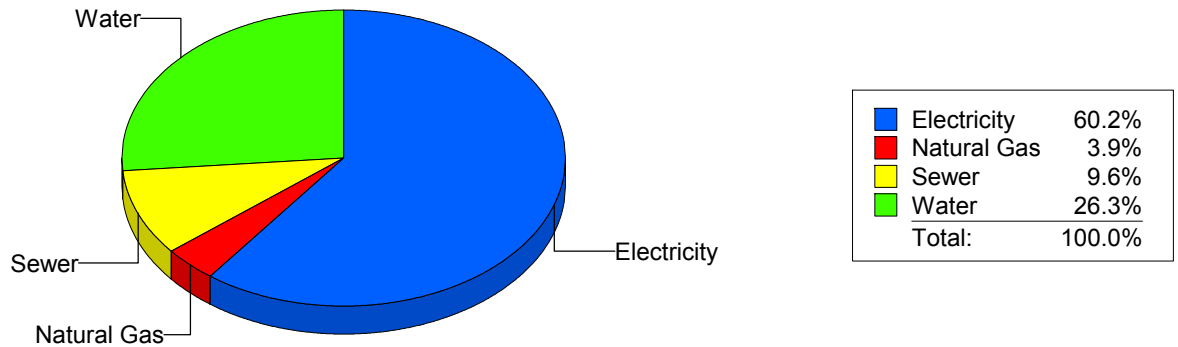
Cost Avoidance Program

Cost Summary Graph

Grouped by Energy Type

Energy Type	Use	Units	Meter Cost	Special Charges	Total Cost	Avg Unit Cost	% of Total Cost
Site: LAMAR ELEMENTARY SCH - LAMAR ELEMENTARY SCH							
Electricity	23,700	KWH	\$3,931.36	\$0.00	\$3,931.36	0.1659	60.24%
Natural Gas	21	CCF	\$252.02	\$0.00	\$252.02	12.0010	3.86%
Water	473	CCF	\$1,713.98	\$0.00	\$1,713.98	3.6236	26.26%
Sewer	191	CCF	\$628.56	\$0.00	\$628.56	3.2909	9.63%
Total Cost:			\$6,525.92	\$0.00	\$6,525.92		

For LAMAR
ELEMENTARY
SCH



Filters: Cost Center Name Not Equal To DoNotReport; Billing Period Equal To 201408All Meter CodesAll Group Names

el paso

Energy CAP

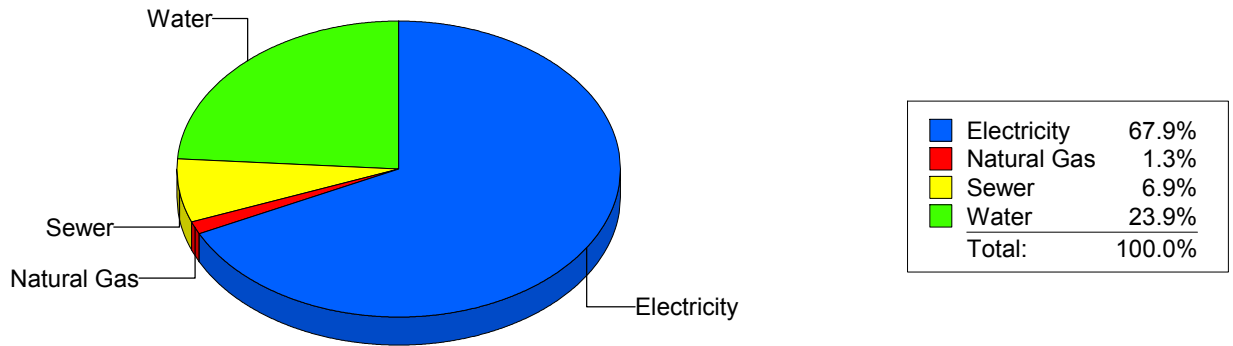
Cost Avoidance Program

Cost Summary Graph

Grouped by Energy Type

Energy Type	Use	Units	Meter Cost	Special Charges	Total Cost	Avg Unit Cost	% of Total Cost
Site: LEE ELEMENTARY - LEE ELEMENTARY							
Electricity	21,000	KWH	\$4,115.11	\$0.00	\$4,115.11	0.1960	67.89%
Natural Gas	2	CCF	\$80.89	\$0.00	\$80.89	40.4450	1.33%
Water	499	CCF	\$1,448.67	\$0.00	\$1,448.67	2.9031	23.90%
Sewer	97	CCF	\$416.60	\$0.00	\$416.60	4.2948	6.87%
Total Cost:			\$6,061.27	\$0.00	\$6,061.27		

For LEE ELEMENTARY



Filters: Cost Center Name Not Equal To DoNotReport; Billing Period Equal To 201408All Meter CodesAll Group Names

elpaso

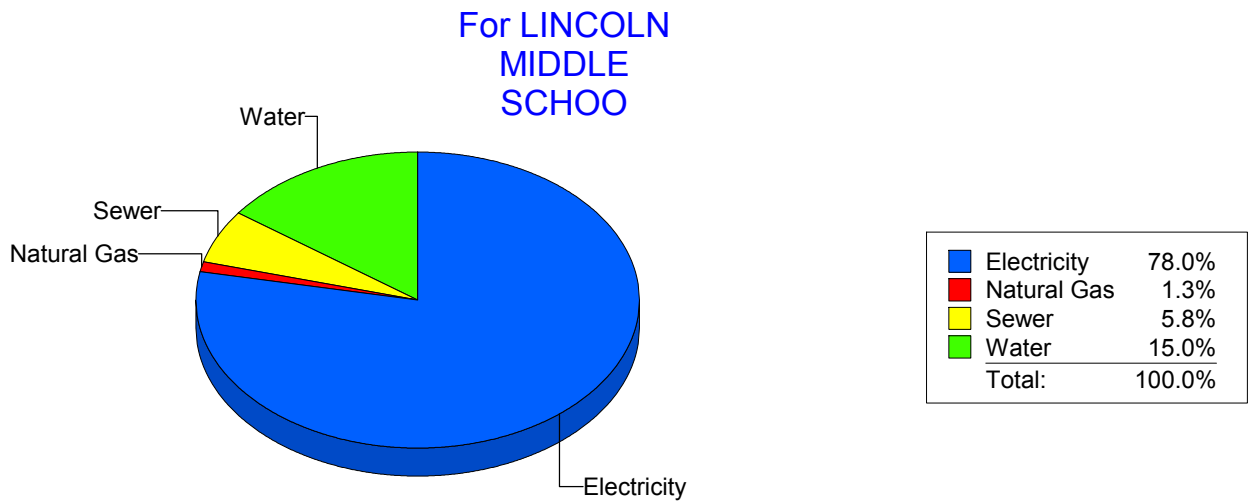
Energy CAP

Cost Avoidance Program

Cost Summary Graph

Grouped by Energy Type

Energy Type	Use	Units	Meter Cost	Special Charges	Total Cost	Avg Unit Cost	% of Total Cost
Site: LINCOLN MIDDLE SCHOO - LINCOLN MIDDLE SCHOO							
Electricity	84,100	KWH	\$14,085.21	\$0.00	\$14,085.21	0.1675	77.98%
Natural Gas	215	CCF	\$227.50	\$0.00	\$227.50	1.0581	1.26%
Water	1,322	CCF	\$2,704.39	\$0.00	\$2,704.39	2.0457	14.97%
Sewer	650	CCF	\$1,045.83	\$0.00	\$1,045.83	1.6090	5.79%
Total Cost:			\$18,062.93	\$0.00	\$18,062.93		



Filters: Cost Center Name Not Equal To DoNotReport; Billing Period Equal To 201408All Meter CodesAll Group Names

elpaso

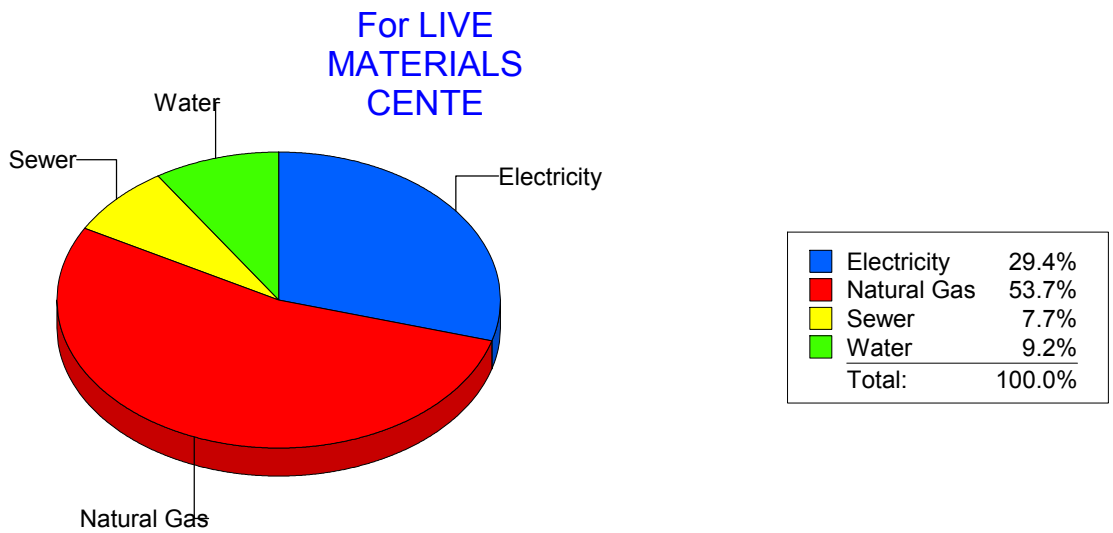
Energy CAP

Cost Avoidance Program

Cost Summary Graph

Grouped by Energy Type

Energy Type	Use	Units	Meter Cost	Special Charges	Total Cost	Avg Unit Cost	% of Total Cost
Site: LIVE MATERIALS CENTE - LIVE MATERIALS CENTE							
Electricity		445 KWH	\$88.66	\$0.00	\$88.66	0.1992	29.41%
Natural Gas		4 CCF	\$161.79	\$0.00	\$161.79	40.4475	53.66%
Water		3 CCF	\$27.82	\$0.00	\$27.82	9.2733	9.23%
Sewer		1 CCF	\$23.24	\$0.00	\$23.24	23.2400	7.71%
Total Cost:			\$301.51	\$0.00	\$301.51		



Filters: Cost Center Name Not Equal To DoNotReport; Billing Period Equal To 201408All Meter CodesAll Group Names

elpaso

Energy CAP

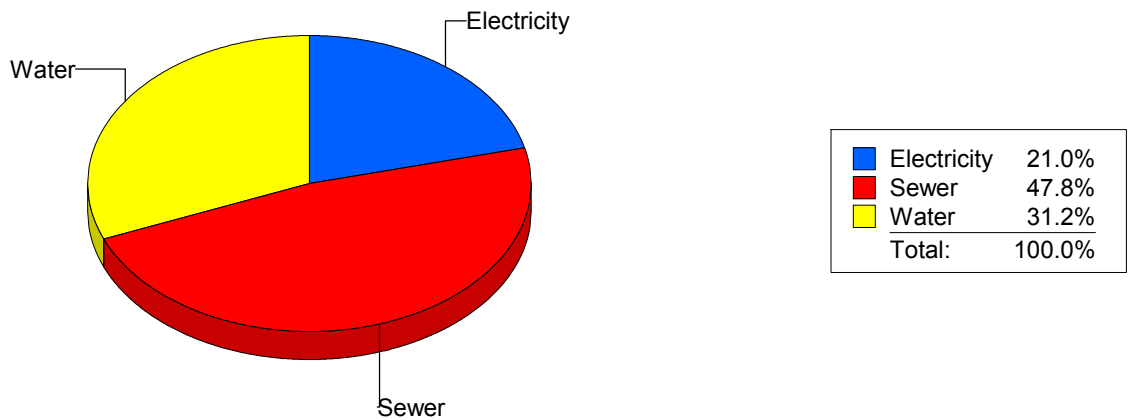
Cost Avoidance Program

Cost Summary Graph

Grouped by Energy Type

Energy Type	Use	Units	Meter Cost	Special Charges	Total Cost	Avg Unit Cost	% of Total Cost
Site: LOGAN ELEMENTARY - LOGAN ELEMENTARY							
Electricity		520 KWH	\$97.99	\$0.00	\$97.99	0.1884	20.98%
Water		50 CCF	\$145.73	\$0.00	\$145.73	2.9146	31.21%
Sewer		113 CCF	\$223.26	\$0.00	\$223.26	1.9758	47.81%
Total Cost:			\$466.98	\$0.00	\$466.98		

For LOGAN ELEMENTARY



Filters: Cost Center Name Not Equal To DoNotReport; Billing Period Equal To 201408All Meter CodesAll Group Names

elpaso

Energy CAP

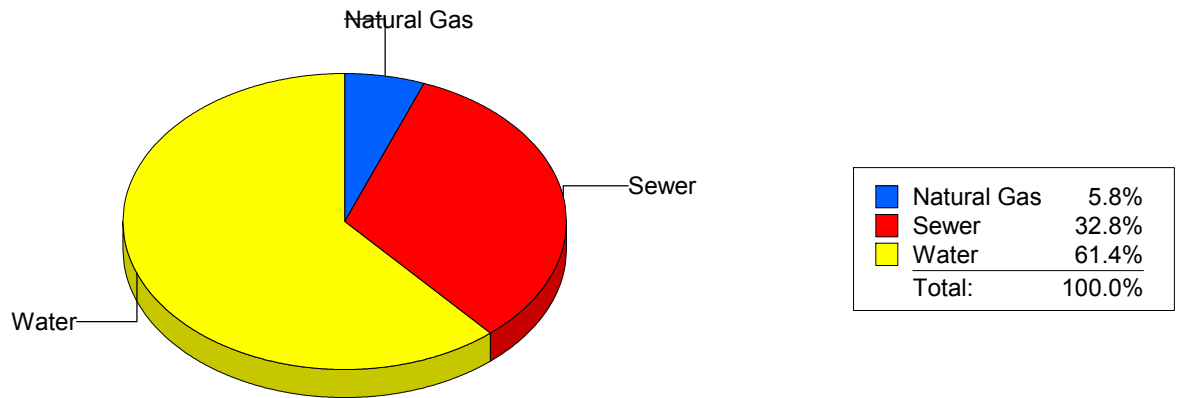
Cost Avoidance Program

Cost Summary Graph

Grouped by Energy Type

Energy Type	Use	Units	Meter Cost	Special Charges	Total Cost	Avg Unit Cost	% of Total Cost
Site: LUNDY - LUNDY							
Natural Gas		60 CCF	\$196.65	\$0.00	\$196.65	3.2775	5.81%
Water		518 CCF	\$2,078.38	\$0.00	\$2,078.38	4.0123	61.36%
Sewer		640 CCF	\$1,112.43	\$0.00	\$1,112.43	1.7382	32.84%
Total Cost:			\$3,387.46	\$0.00	\$3,387.46		

For LUNDY



Filters: Cost Center Name Not Equal To DoNotReport; Billing Period Equal To 201408All Meter CodesAll Group Names

elpaso

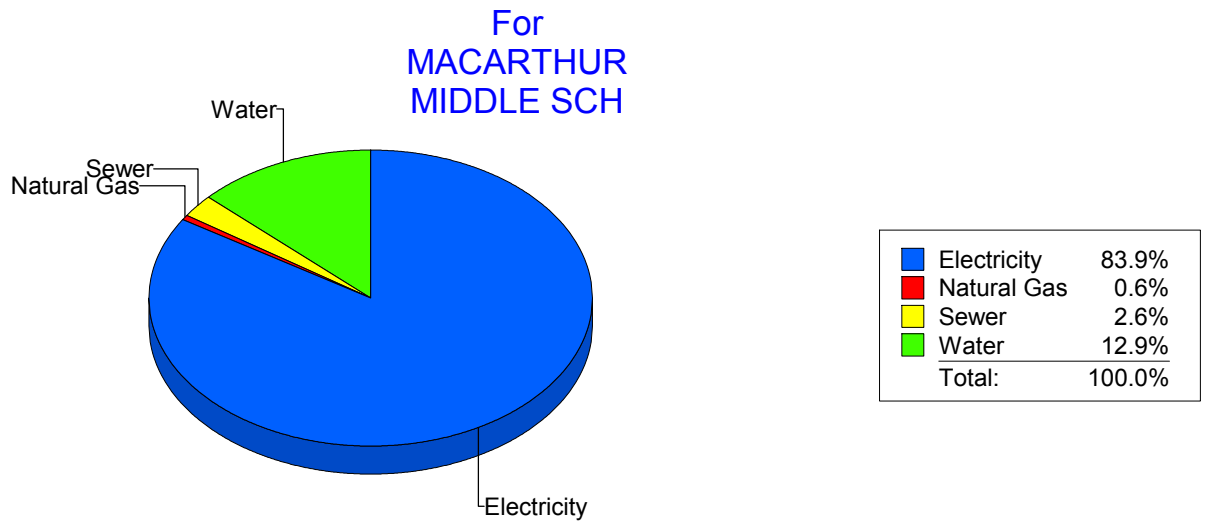
Energy CAP

Cost Avoidance Program

Cost Summary Graph

Grouped by Energy Type

Energy Type	Use	Units	Meter Cost	Special Charges	Total Cost	Avg Unit Cost	% of Total Cost
Site: MACARTHUR MIDDLE SCH - MACARTHUR MIDDLE SCH							
Electricity	73,320	KWH	\$10,936.61	\$0.00	\$10,936.61	0.1492	83.89%
Natural Gas	0	CCF	\$79.65	\$0.00	\$79.65	0.0000	0.61%
Water	427	CCF	\$1,685.44	\$0.00	\$1,685.44	3.9472	12.93%
Sewer	135	CCF	\$335.13	\$0.00	\$335.13	2.4824	2.57%
Total Cost:			\$13,036.83	\$0.00	\$13,036.83		



Filters: Cost Center Name Not Equal To DoNotReport; Billing Period Equal To 201408All Meter CodesAll Group Names

elpaso

Energy CAP

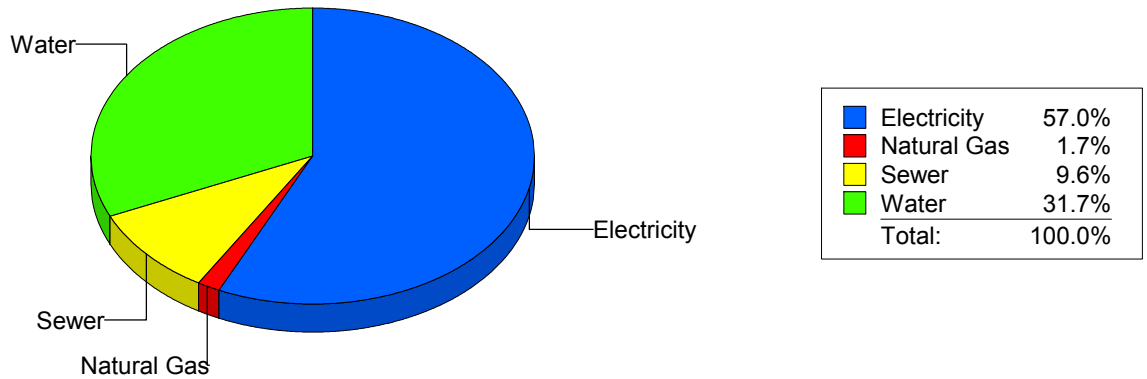
Cost Avoidance Program

Cost Summary Graph

Grouped by Energy Type

Energy Type	Use	Units	Meter Cost	Special Charges	Total Cost	Avg Unit Cost	% of Total Cost
Site: MAGOFFIN MIDDLE SCHO - MAGOFFIN MIDDLE SCHO							
Electricity	19,990	KWH	\$2,663.05	\$0.00	\$2,663.05	0.1332	57.04%
Natural Gas	0	CCF	\$79.65	\$0.00	\$79.65	0.0000	1.71%
Water	568	CCF	\$1,480.08	\$0.00	\$1,480.08	2.6058	31.70%
Sewer	157	CCF	\$445.89	\$0.00	\$445.89	2.8401	9.55%
Total Cost:			\$4,668.67	\$0.00	\$4,668.67		

For MAGOFFIN MIDDLE SCHO



Filters: Cost Center Name Not Equal To DoNotReport; Billing Period Equal To 201408All Meter CodesAll Group Names

elpaso

Energy CAP

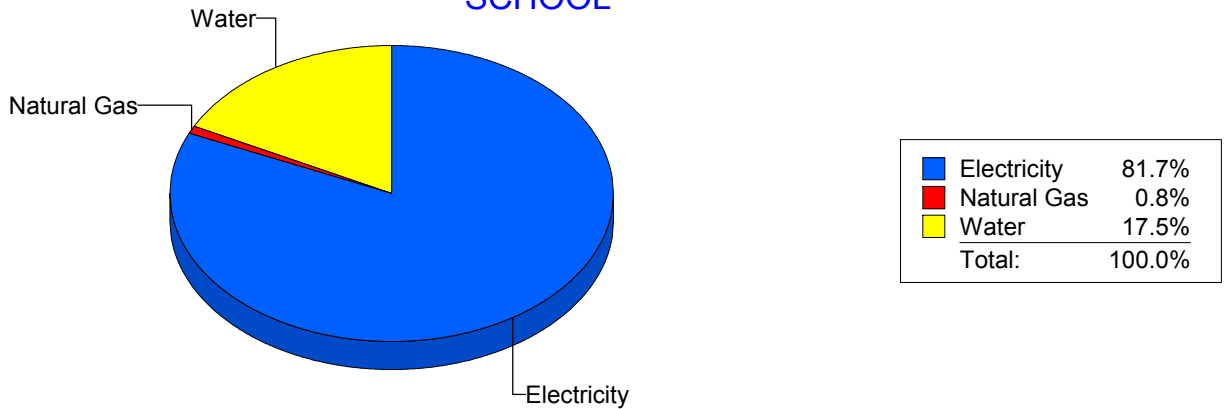
Cost Avoidance Program

Cost Summary Graph

Grouped by Energy Type

Energy Type	Use	Units	Meter Cost	Special Charges	Total Cost	Avg Unit Cost	% of Total Cost
Site: MAGOFFINMIDDLESCHOOLN047 - MAGOFFIN NEW MIDDLE SCHOOL							
Electricity	131,200	KWH	\$16,121.57	\$0.00	\$16,121.57	0.1229	81.66%
Natural Gas	119	CCF	\$156.07	\$0.00	\$156.07	1.3115	0.79%
Water	878	CCF	\$3,463.89	\$0.00	\$3,463.89	3.9452	17.55%
Total Cost:			\$19,741.53	\$0.00	\$19,741.53		

For MAGOFFIN
NEW MIDDLE
SCHOOL



Filters: Cost Center Name Not Equal To DoNotReport; Billing Period Equal To 201408All Meter CodesAll Group Names

elpaso

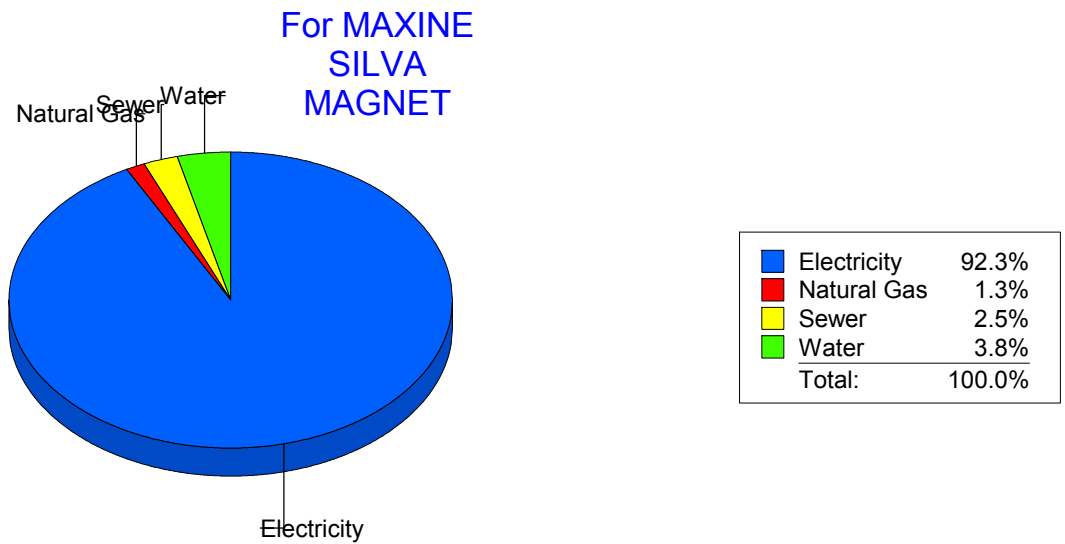
Energy CAP

Cost Avoidance Program

Cost Summary Graph

Grouped by Energy Type

Energy Type	Use	Units	Meter Cost	Special Charges	Total Cost	Avg Unit Cost	% of Total Cost
Site: MAXINE SILVA MAGNET - MAXINE SILVA MAGNET							
Electricity	75,000	KWH	\$9,338.77	\$0.00	\$9,338.77	0.1245	92.32%
Natural Gas	88	CCF	\$134.45	\$0.00	\$134.45	1.5278	1.33%
Water	137	CCF	\$385.43	\$0.00	\$385.43	2.8134	3.81%
Sewer	78	CCF	\$256.47	\$0.00	\$256.47	3.2881	2.54%
Total Cost:			\$10,115.12	\$0.00	\$10,115.12		



Filters: Cost Center Name Not Equal To DoNotReport; Billing Period Equal To 201408All Meter CodesAll Group Names

elpaso

Energy CAP

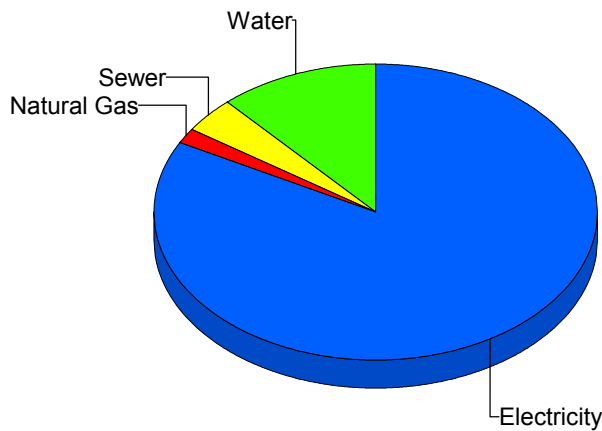
Cost Avoidance Program

Cost Summary Graph

Grouped by Energy Type

Energy Type	Use	Units	Meter Cost	Special Charges	Total Cost	Avg Unit Cost	% of Total Cost
Site: MESITA ELEMENTARY - MESITA ELEMENTARY							
Electricity	81,360	KWH	\$10,543.58	\$0.00	\$10,543.58	0.1296	82.82%
Natural Gas	97	CCF	\$219.72	\$0.00	\$219.72	2.2652	1.73%
Water	367	CCF	\$1,501.32	\$0.00	\$1,501.32	4.0908	11.79%
Sewer	175	CCF	\$466.59	\$0.00	\$466.59	2.6662	3.66%
Total Cost:			\$12,731.21	\$0.00	\$12,731.21		

For MESITA ELEMENTARY



Electricity	82.8%
Natural Gas	1.7%
Sewer	3.7%
Water	11.8%
Total:	100.0%

Filters: Cost Center Name Not Equal To DoNotReport; Billing Period Equal To 201408All Meter CodesAll Group Names

elpaso

Energy CAP

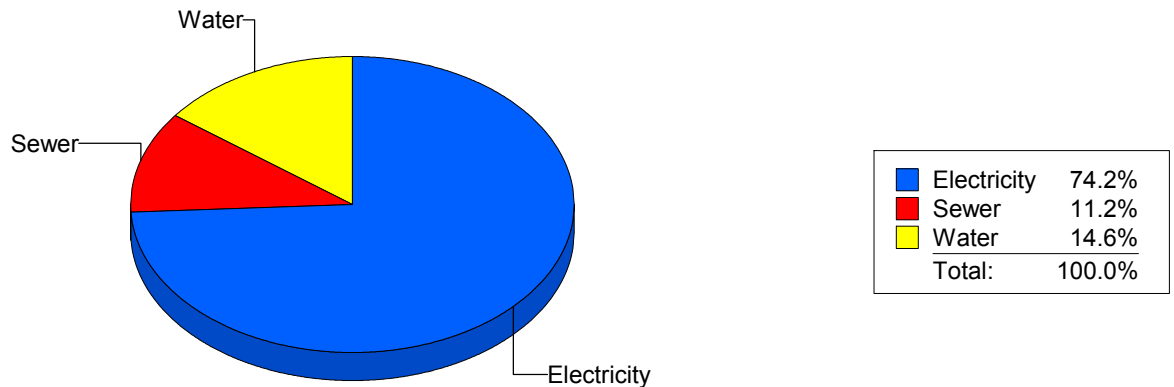
Cost Avoidance Program

Cost Summary Graph

Grouped by Energy Type

Energy Type	Use	Units	Meter Cost	Special Charges	Total Cost	Avg Unit Cost	% of Total Cost
Site: MILAM ELEMENTARY - MILAM ELEMENTARY							
Electricity	11,040	KWH	\$2,204.23	\$0.00	\$2,204.23	0.1997	74.18%
Water	191	CCF	\$433.35	\$0.00	\$433.35	2.2688	14.58%
Sewer	134	CCF	\$333.75	\$0.00	\$333.75	2.4907	11.23%
Total Cost:			\$2,971.33	\$0.00	\$2,971.33		

For MILAM ELEMENTARY



Filters: Cost Center Name Not Equal To DoNotReport; Billing Period Equal To 201408All Meter CodesAll Group Names

elpaso

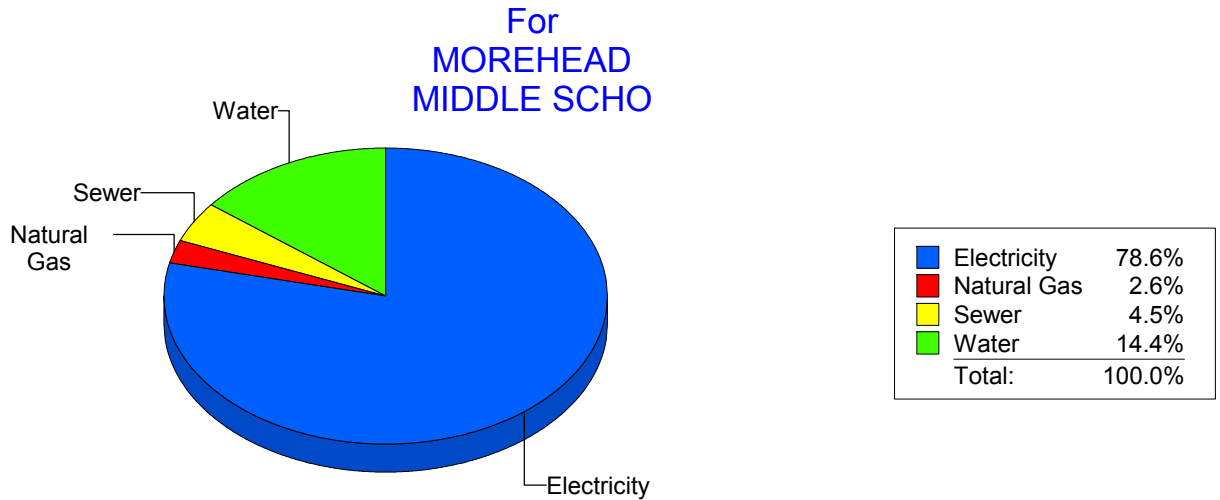
Energy CAP

Cost Avoidance Program

Cost Summary Graph

Grouped by Energy Type

Energy Type	Use	Units	Meter Cost	Special Charges	Total Cost	Avg Unit Cost	% of Total Cost
Site: MOREHEAD MIDDLE SCHO - MOREHEAD MIDDLE SCHO							
Electricity	83,273	KWH	\$11,165.43	\$0.00	\$11,165.43	0.1341	78.56%
Natural Gas	400	CCF	\$365.19	\$0.00	\$365.19	0.9130	2.57%
Water	1,517	CCF	\$2,043.83	\$0.00	\$2,043.83	1.3473	14.38%
Sewer	296	CCF	\$637.71	\$0.00	\$637.71	2.1544	4.49%
Total Cost:			\$14,212.16	\$0.00	\$14,212.16		



Filters: Cost Center Name Not Equal To DoNotReport; Billing Period Equal To 201408All Meter CodesAll Group Names

el paso

Energy CAP

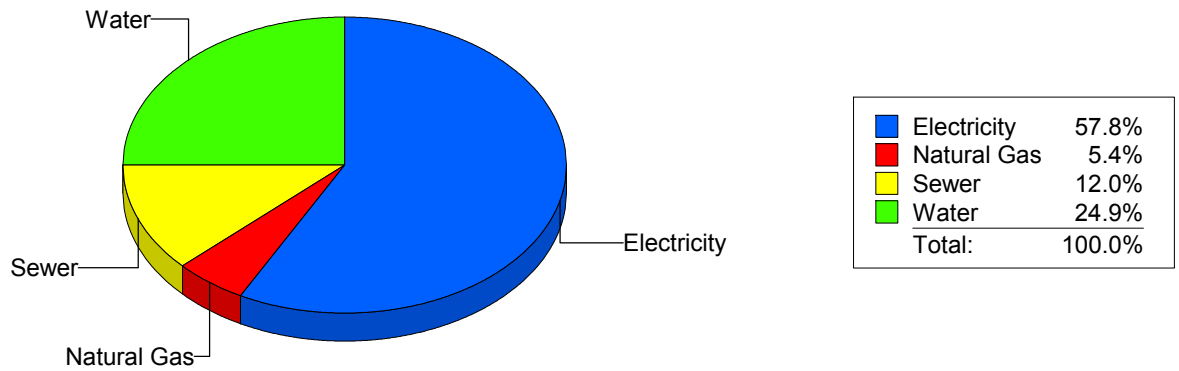
Cost Avoidance Program

Cost Summary Graph

Grouped by Energy Type

Energy Type	Use	Units	Meter Cost	Special Charges	Total Cost	Avg Unit Cost	% of Total Cost
Site: NEWMAN ELEMENTARY - NEWMAN ELEMENTARY							
Electricity	16,067	KWH	\$2,976.34	\$0.00	\$2,976.34	0.1852	57.76%
Natural Gas	60	CCF	\$276.31	\$0.00	\$276.31	4.6052	5.36%
Water	651	CCF	\$1,284.37	\$0.00	\$1,284.37	1.9729	24.92%
Sewer	359	CCF	\$616.25	\$0.00	\$616.25	1.7166	11.96%
Total Cost:			\$5,153.27	\$0.00	\$5,153.27		

For NEWMAN ELEMENTARY



Filters: Cost Center Name Not Equal To DoNotReport; Billing Period Equal To 201408All Meter CodesAll Group Names

elpaso

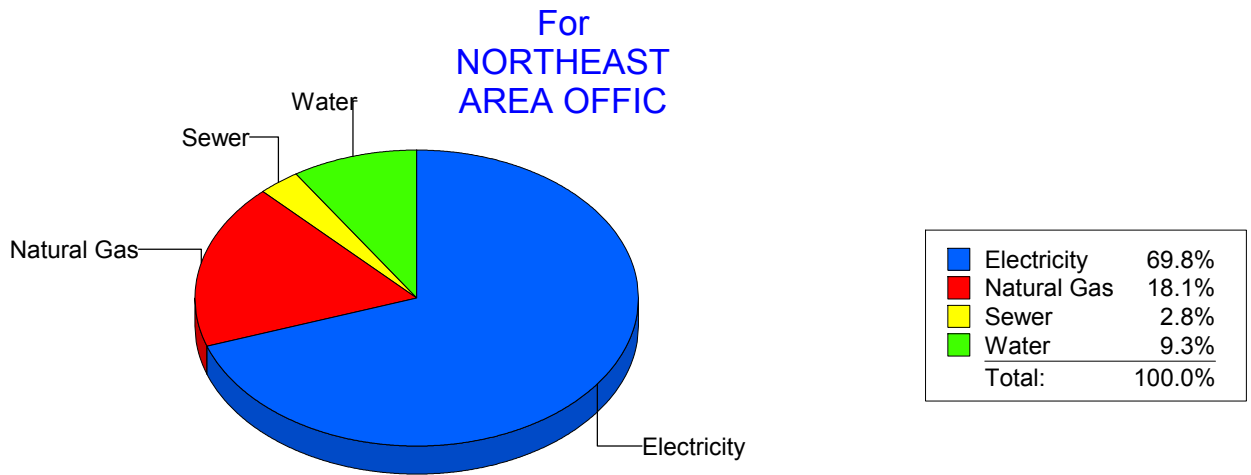
Energy CAP

Cost Avoidance Program

Cost Summary Graph

Grouped by Energy Type

Energy Type	Use	Units	Meter Cost	Special Charges	Total Cost	Avg Unit Cost	% of Total Cost
Site: NORTHEAST AREA OFFIC - NORTHEAST AREA OFFIC							
Electricity	8,600	KWH	\$1,248.95	\$0.00	\$1,248.95	0.1452	69.76%
Natural Gas	9	CCF	\$324.20	\$0.00	\$324.20	36.0222	18.11%
Water	36	CCF	\$166.57	\$0.00	\$166.57	4.6269	9.30%
Sewer	5	CCF	\$50.62	\$0.00	\$50.62	10.1240	2.83%
Total Cost:			\$1,790.34	\$0.00	\$1,790.34		



Filters: Cost Center Name Not Equal To DoNotReport; Billing Period Equal To 201408All Meter CodesAll Group Names

el paso

Energy CAP

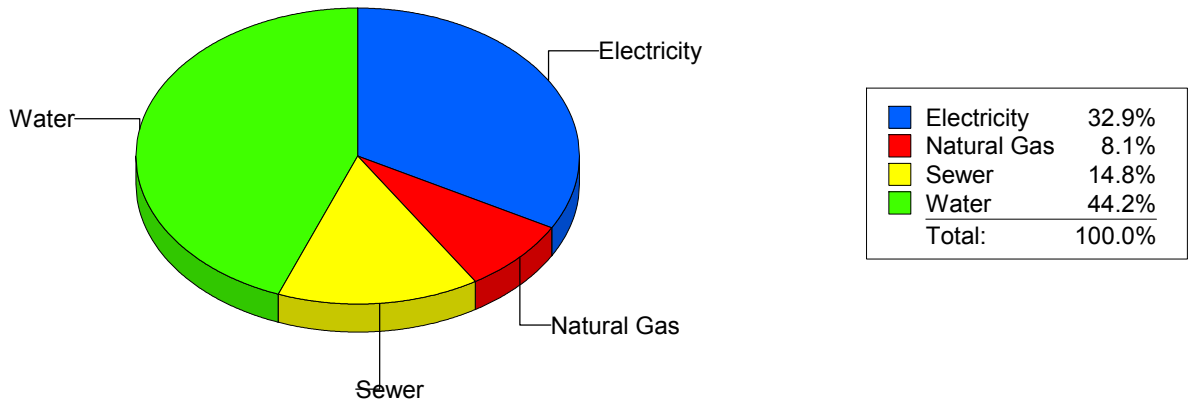
Cost Avoidance Program

Cost Summary Graph

Grouped by Energy Type

Energy Type	Use	Units	Meter Cost	Special Charges	Total Cost	Avg Unit Cost	% of Total Cost
Site: NORTHEAST AREA TRANS - NORTHEAST AREA TRANS							
Electricity	6,189	KWH	\$656.09	\$0.00	\$656.09	0.1060	32.93%
Natural Gas	4	CCF	\$161.79	\$0.00	\$161.79	40.4475	8.12%
Water	198	CCF	\$880.65	\$0.00	\$880.65	4.4477	44.20%
Sewer	47	CCF	\$294.09	\$0.00	\$294.09	6.2572	14.76%
Total Cost:			\$1,992.62	\$0.00	\$1,992.62		

For
NORTHEAST
AREA TRANS



Filters: Cost Center Name Not Equal To DoNotReport; Billing Period Equal To 201408All Meter CodesAll Group Names

elpaso

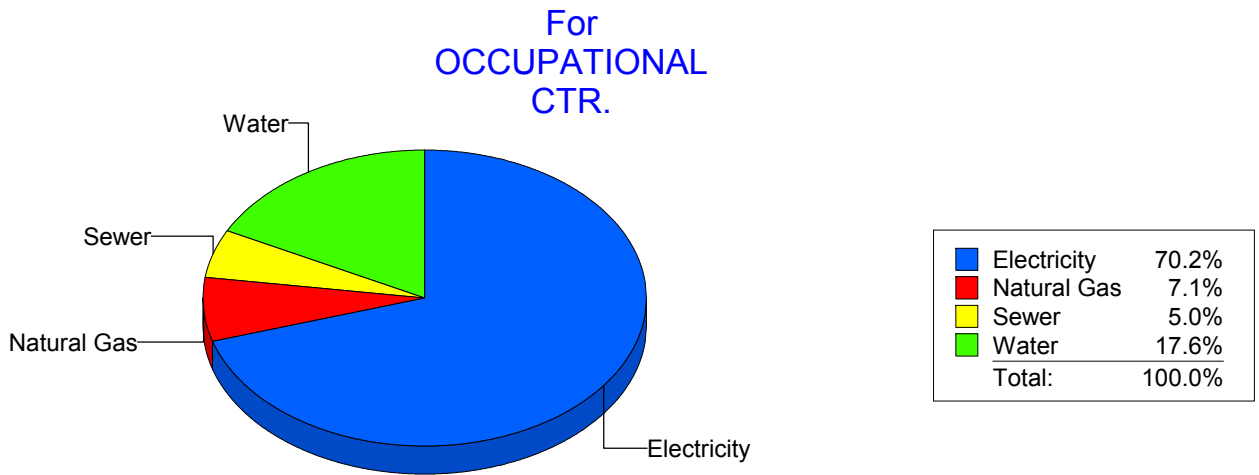
Energy CAP

Cost Avoidance Program

Cost Summary Graph

Grouped by Energy Type

Energy Type	Use	Units	Meter Cost	Special Charges	Total Cost	Avg Unit Cost	% of Total Cost
Site: OCCUPATIONAL CTR. - OCCUPATIONAL CTR.							
Electricity	4,800	KWH	\$898.72	\$0.00	\$898.72	0.1872	70.19%
Natural Gas	19	CCF	\$91.46	\$0.00	\$91.46	4.8137	7.14%
Water	31	CCF	\$225.74	\$0.00	\$225.74	7.2819	17.63%
Sewer	8	CCF	\$64.55	\$0.00	\$64.55	8.0688	5.04%
Total Cost:			\$1,280.47	\$0.00	\$1,280.47		



Filters: Cost Center Name Not Equal To DoNotReport; Billing Period Equal To 201408All Meter CodesAll Group Names

elpaso

Energy CAP

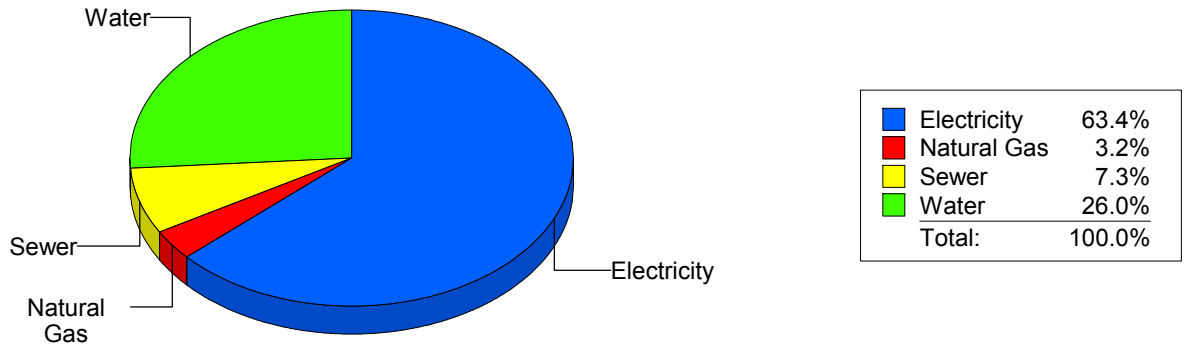
Cost Avoidance Program

Cost Summary Graph

Grouped by Energy Type

Energy Type	Use	Units	Meter Cost	Special Charges	Total Cost	Avg Unit Cost	% of Total Cost
Site: PARK ELEMENTARY - PARK ELEMENTARY							
Electricity	15,198	KWH	\$3,342.33	\$0.00	\$3,342.33	0.2199	63.40%
Natural Gas	17	CCF	\$169.71	\$0.00	\$169.71	9.9829	3.22%
Water	340	CCF	\$1,372.53	\$0.00	\$1,372.53	4.0369	26.04%
Sewer	144	CCF	\$386.87	\$0.00	\$386.87	2.6866	7.34%
Total Cost:			\$5,271.44	\$0.00	\$5,271.44		

For PARK ELEMENTARY



Filters: Cost Center Name Not Equal To DoNotReport; Billing Period Equal To 201408All Meter CodesAll Group Names

el paso

Energy CAP

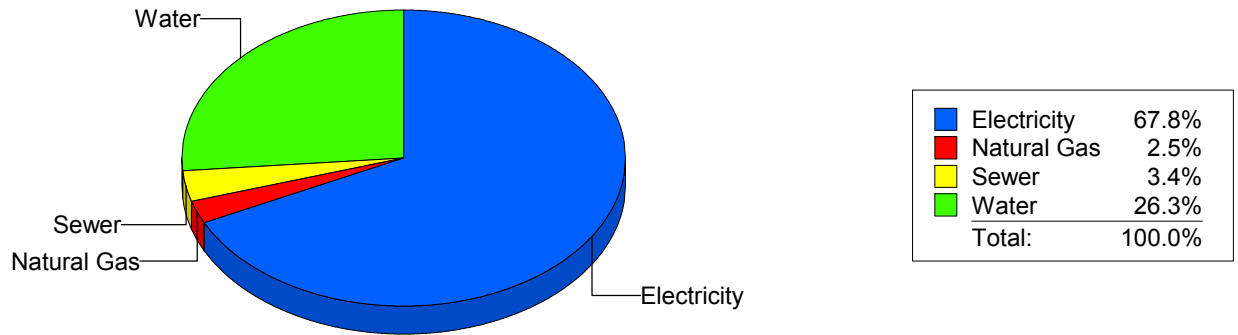
Cost Avoidance Program

Cost Summary Graph

Grouped by Energy Type

Energy Type	Use	Units	Meter Cost	Special Charges	Total Cost	Avg Unit Cost	% of Total Cost
Site: PAUL MORENO - PAUL MORENO							
Electricity	45,600	KWH	\$7,234.88	\$0.00	\$7,234.88	0.1587	67.82%
Natural Gas	160	CCF	\$266.23	\$0.00	\$266.23	1.6639	2.50%
Water	577	CCF	\$2,807.17	\$0.00	\$2,807.17	4.8651	26.31%
Sewer	114	CCF	\$359.66	\$0.00	\$359.66	3.1549	3.37%
Total Cost:			\$10,667.94	\$0.00	\$10,667.94		

For PAUL MORENO



Filters: Cost Center Name Not Equal To DoNotReport; Billing Period Equal To 201408All Meter CodesAll Group Names

elpaso

Energy CAP

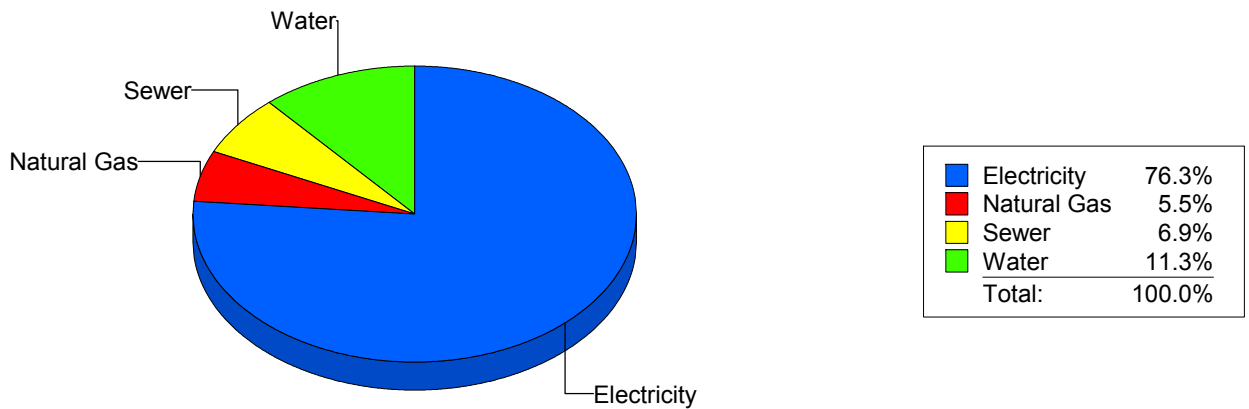
Cost Avoidance Program

Cost Summary Graph

Grouped by Energy Type

Energy Type	Use	Units	Meter Cost	Special Charges	Total Cost	Avg Unit Cost	% of Total Cost
Site: POLK ELEMENTARY - POLK ELEMENTARY							
Electricity	30,600	KWH	\$4,371.48	\$0.00	\$4,371.48	0.1429	76.34%
Natural Gas	228	CCF	\$316.83	\$0.00	\$316.83	1.3896	5.53%
Water	309	CCF	\$644.99	\$0.00	\$644.99	2.0873	11.26%
Sewer	177	CCF	\$393.09	\$0.00	\$393.09	2.2208	6.86%
Total Cost:			\$5,726.39	\$0.00	\$5,726.39		

For POLK ELEMENTARY



Filters: Cost Center Name Not Equal To DoNotReport; Billing Period Equal To 201408All Meter CodesAll Group Names

elpaso

Energy CAP

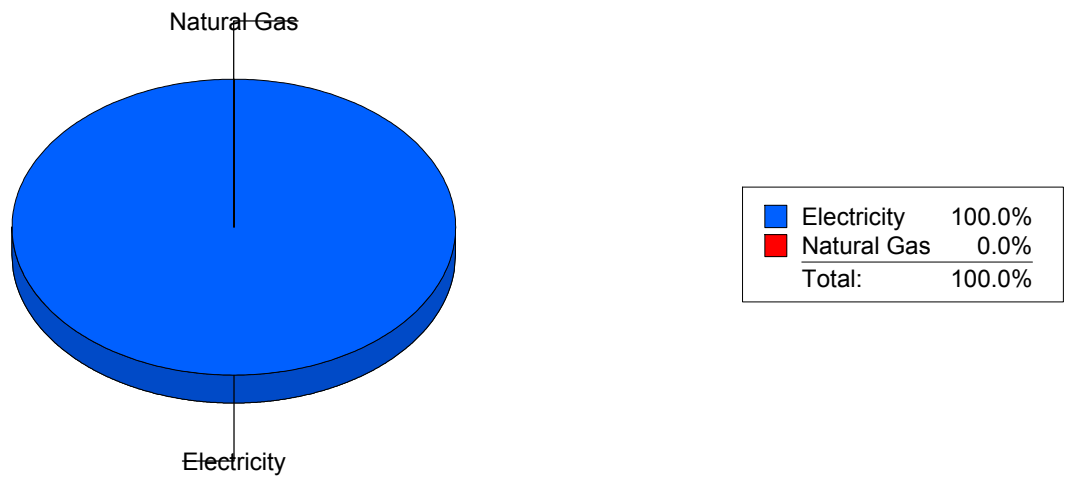
Cost Avoidance Program

Cost Summary Graph

Grouped by Energy Type

Energy Type	Use	Units	Meter Cost	Special Charges	Total Cost	Avg Unit Cost	% of Total Cost
Site: POWELL - POWELL							
Electricity	49,320	KWH	\$777,641.00	\$0.00	\$777,641.00	15.7673	99.98%
Natural Gas	121	CCF	\$157.55	\$0.00	\$157.55	1.3021	0.02%
Total Cost:			\$777,798.55	\$0.00	\$777,798.55		

For POWELL



Filters: Cost Center Name Not Equal To DoNotReport; Billing Period Equal To 201408All Meter CodesAll Group Names

el paso

Energy CAP

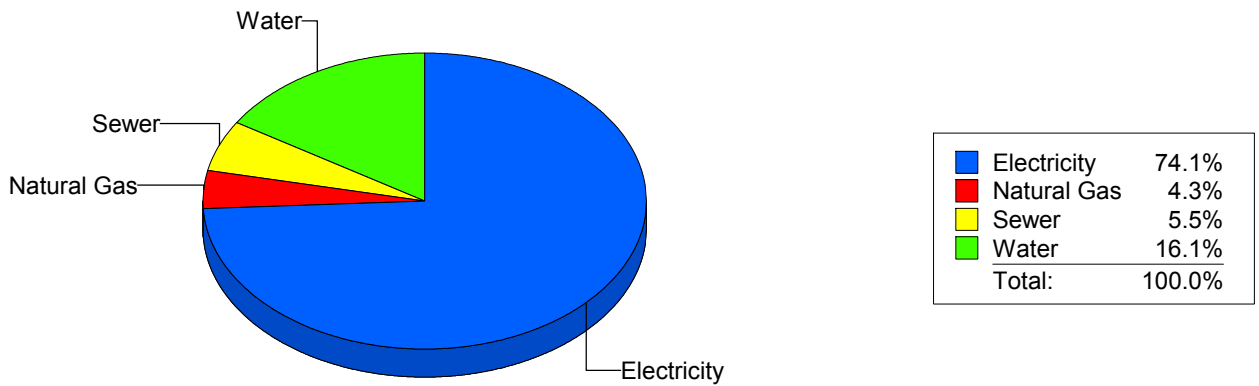
Cost Avoidance Program

Cost Summary Graph

Grouped by Energy Type

Energy Type	Use	Units	Meter Cost	Special Charges	Total Cost	Avg Unit Cost	% of Total Cost
Site: PUTNAM ELEMENTARY - PUTNAM ELEMENTARY							
Electricity	29,133	KWH	\$4,329.82	\$0.00	\$4,329.82	0.1486	74.09%
Natural Gas	142	CCF	\$252.82	\$0.00	\$252.82	1.7804	4.33%
Water	360	CCF	\$941.44	\$0.00	\$941.44	2.6151	16.11%
Sewer	175	CCF	\$320.15	\$0.00	\$320.15	1.8294	5.48%
Total Cost:			\$5,844.23	\$0.00	\$5,844.23		

For PUTNAM ELEMENTARY



Filters: Cost Center Name Not Equal To DoNotReport; Billing Period Equal To 201408All Meter CodesAll Group Names

el paso

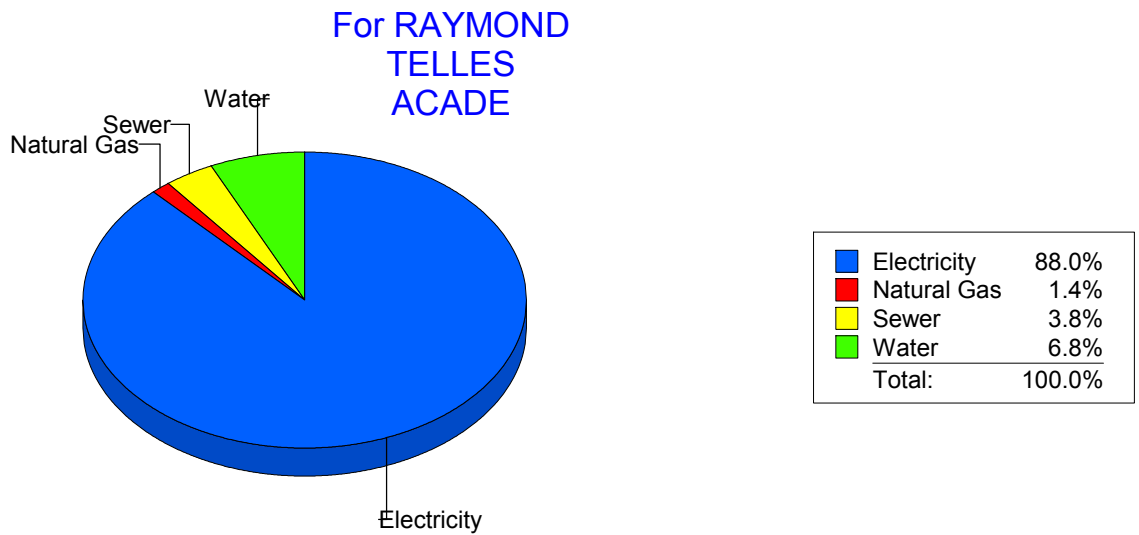
Energy CAP

Cost Avoidance Program

Cost Summary Graph

Grouped by Energy Type

Energy Type	Use	Units	Meter Cost	Special Charges	Total Cost	Avg Unit Cost	% of Total Cost
Site: RAYMOND TELLES ACADE - RAYMOND TELLES ACADE							
Electricity	41,200	KWH	\$5,243.26	\$0.00	\$5,243.26	0.1273	87.99%
Natural Gas	4	CCF	\$82.14	\$0.00	\$82.14	20.5350	1.38%
Water	121	CCF	\$407.11	\$0.00	\$407.11	3.3645	6.83%
Sewer	56	CCF	\$226.11	\$0.00	\$226.11	4.0377	3.79%
Total Cost:			\$5,958.62	\$0.00	\$5,958.62		



Filters: Cost Center Name Not Equal To DoNotReport; Billing Period Equal To 201408All Meter CodesAll Group Names

elpaso

Energy CAP

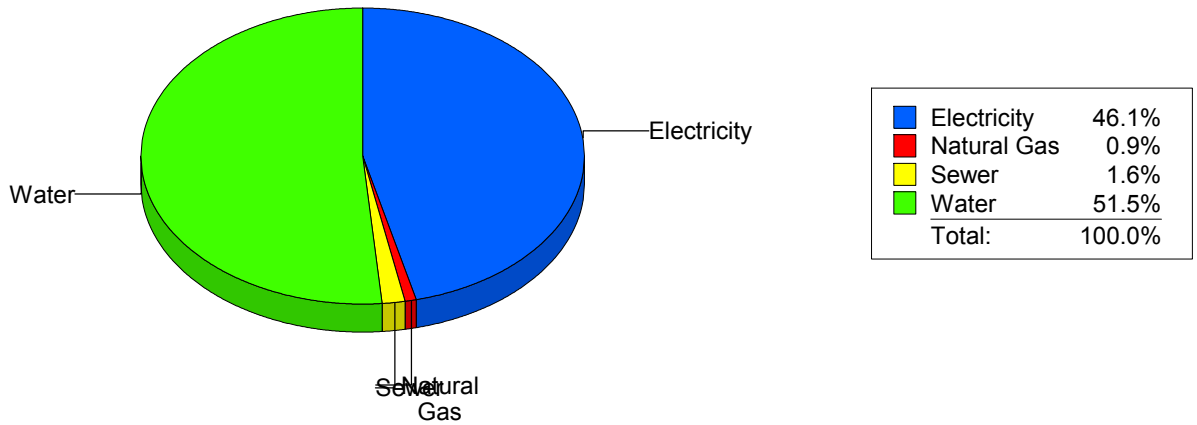
Cost Avoidance Program

Cost Summary Graph

Grouped by Energy Type

Energy Type	Use	Units	Meter Cost	Special Charges	Total Cost	Avg Unit Cost	% of Total Cost
Site: RICHARDSON MIDDLE - RICHARDSON MIDDLE							
Electricity	90,900	KWH	\$11,010.24	\$0.00	\$11,010.24	0.1211	46.07%
Natural Gas	185	CCF	\$205.17	\$0.00	\$205.17	1.1090	0.86%
Water	2,356	CCF	\$12,314.87	\$0.00	\$12,314.87	5.2270	51.52%
Sewer	161	CCF	\$371.01	\$0.00	\$371.01	2.3044	1.55%
Total Cost:			\$23,901.29	\$0.00	\$23,901.29		

For
RICHARDSON
MIDDLE



Filters: Cost Center Name Not Equal To DoNotReport; Billing Period Equal To 201408All Meter CodesAll Group Names

elpaso

Energy CAP

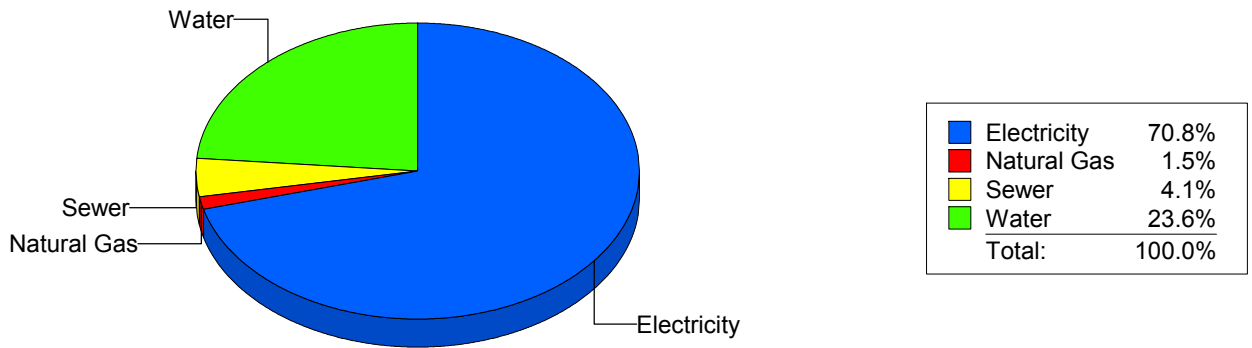
Cost Avoidance Program

Cost Summary Graph

Grouped by Energy Type

Energy Type	Use	Units	Meter Cost	Special Charges	Total Cost	Avg Unit Cost	% of Total Cost
Site: RIVERA ELEMENTARY - RIVERA ELEMENTARY							
Electricity	39,480	KWH	\$6,758.11	\$0.00	\$6,758.11	0.1712	70.77%
Natural Gas	99	CCF	\$141.29	\$0.00	\$141.29	1.4272	1.48%
Water	589	CCF	\$2,254.04	\$0.00	\$2,254.04	3.8269	23.60%
Sewer	179	CCF	\$395.85	\$0.00	\$395.85	2.2115	4.15%
Total Cost:			\$9,549.29	\$0.00	\$9,549.29		

For RIVERA ELEMENTARY



Filters: Cost Center Name Not Equal To DoNotReport; Billing Period Equal To 201408All Meter CodesAll Group Names

elpaso

Energy CAP

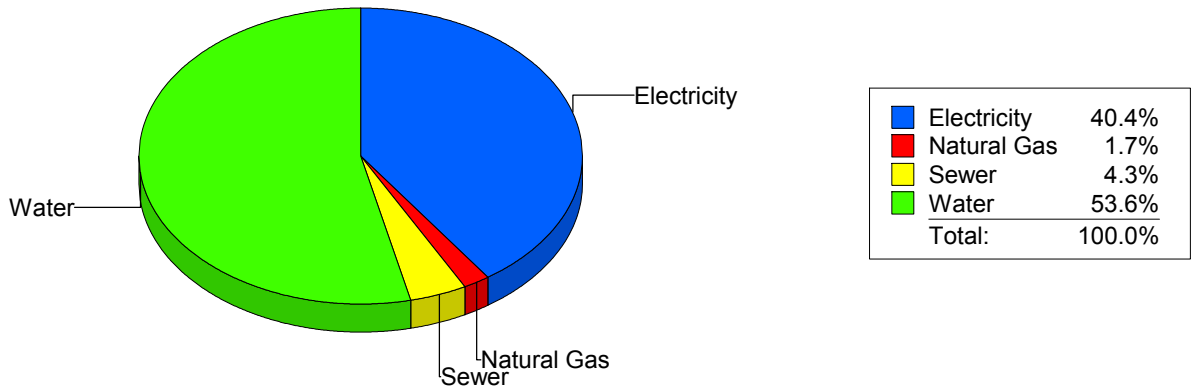
Cost Avoidance Program

Cost Summary Graph

Grouped by Energy Type

Energy Type	Use	Units	Meter Cost	Special Charges	Total Cost	Avg Unit Cost	% of Total Cost
Site: ROBERTS ELEMENTARY - ROBERTS ELEMENTARY							
Electricity	41,242	KWH	\$5,192.47	\$0.00	\$5,192.47	0.1259	40.42%
Natural Gas	89	CCF	\$214.71	\$0.00	\$214.71	2.4125	1.67%
Water	1,716	CCF	\$6,884.16	\$0.00	\$6,884.16	4.0117	53.59%
Sewer	287	CCF	\$555.82	\$0.00	\$555.82	1.9367	4.33%
Total Cost:			\$12,847.16	\$0.00	\$12,847.16		

For ROBERTS ELEMENTARY



Filters: Cost Center Name Not Equal To DoNotReport; Billing Period Equal To 201408All Meter CodesAll Group Names

elpaso

Energy CAP

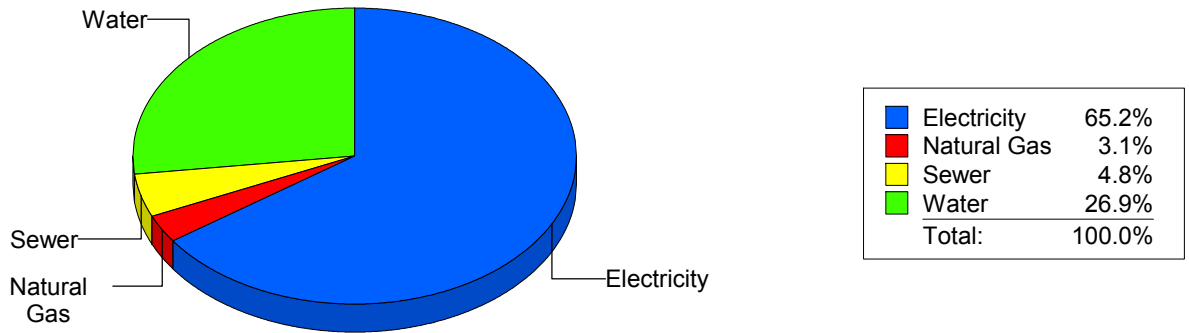
Cost Avoidance Program

Cost Summary Graph

Grouped by Energy Type

Energy Type	Use	Units	Meter Cost	Special Charges	Total Cost	Avg Unit Cost	% of Total Cost
Site: ROSA GUERRERO ELEMEN - ROSA GUERRERO ELEMEN							
Electricity	44,880	KWH	\$5,689.91	\$0.00	\$5,689.91	0.1268	65.18%
Natural Gas	170	CCF	\$272.16	\$0.00	\$272.16	1.6009	3.12%
Water	1,126	CCF	\$2,346.98	\$0.00	\$2,346.98	2.0844	26.89%
Sewer	148	CCF	\$420.39	\$0.00	\$420.39	2.8405	4.82%
Total Cost:			\$8,729.44	\$0.00	\$8,729.44		

For ROSA GUERRERO ELEMEN



Filters: Cost Center Name Not Equal To DoNotReport; Billing Period Equal To 201408All Meter CodesAll Group Names

el paso

Energy CAP

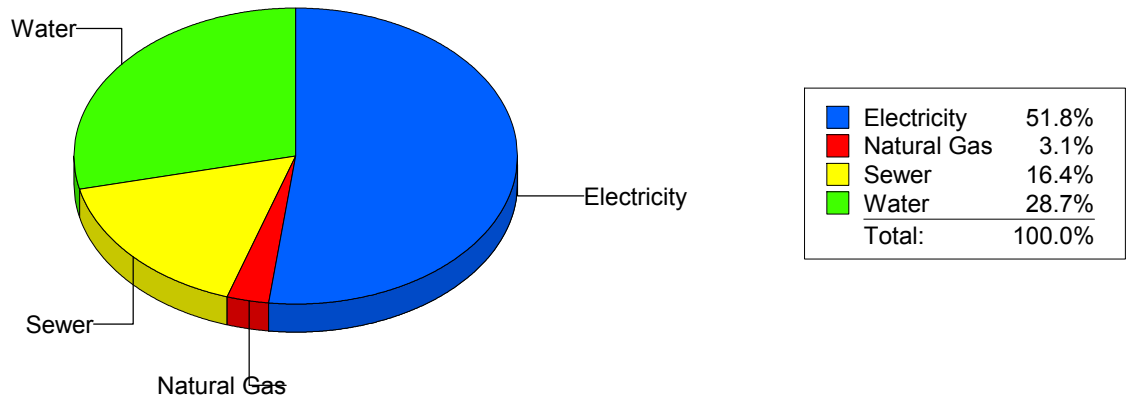
Cost Avoidance Program

Cost Summary Graph

Grouped by Energy Type

Energy Type	Use	Units	Meter Cost	Special Charges	Total Cost	Avg Unit Cost	% of Total Cost
Site: ROSS MIDDLE SCHOOL - ROSS MIDDLE SCHOOL							
Electricity	47,439	KWH	\$7,404.43	\$0.00	\$7,404.43	0.1561	51.85%
Natural Gas	496	CCF	\$436.61	\$0.00	\$436.61	0.8803	3.06%
Water	2,543	CCF	\$4,102.47	\$0.00	\$4,102.47	1.6132	28.73%
Sewer	1,586	CCF	\$2,337.51	\$0.00	\$2,337.51	1.4738	16.37%
Total Cost:			\$14,281.02	\$0.00	\$14,281.02		

For ROSS
MIDDLE
SCHOOL



Filters: Cost Center Name Not Equal To DoNotReport; Billing Period Equal To 201408All Meter CodesAll Group Names

elpaso

Energy CAP

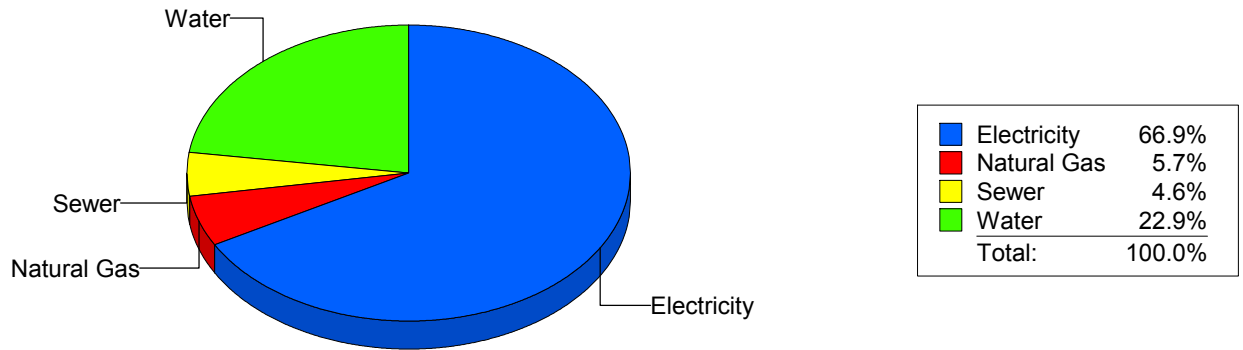
Cost Avoidance Program

Cost Summary Graph

Grouped by Energy Type

Energy Type	Use	Units	Meter Cost	Special Charges	Total Cost	Avg Unit Cost	% of Total Cost
Site: RUSK ELEMENTARY - RUSK ELEMENTARY							
Electricity	25,441	KWH	\$3,602.41	\$0.00	\$3,602.41	0.1416	66.88%
Natural Gas	107	CCF	\$306.29	\$0.00	\$306.29	2.8625	5.69%
Water	313	CCF	\$1,231.03	\$0.00	\$1,231.03	3.9330	22.86%
Sewer	73	CCF	\$246.31	\$0.00	\$246.31	3.3741	4.57%
Total Cost:			\$5,386.04	\$0.00	\$5,386.04		

For RUSK ELEMENTARY



Filters: Cost Center Name Not Equal To DoNotReport; Billing Period Equal To 201408All Meter CodesAll Group Names

el paso

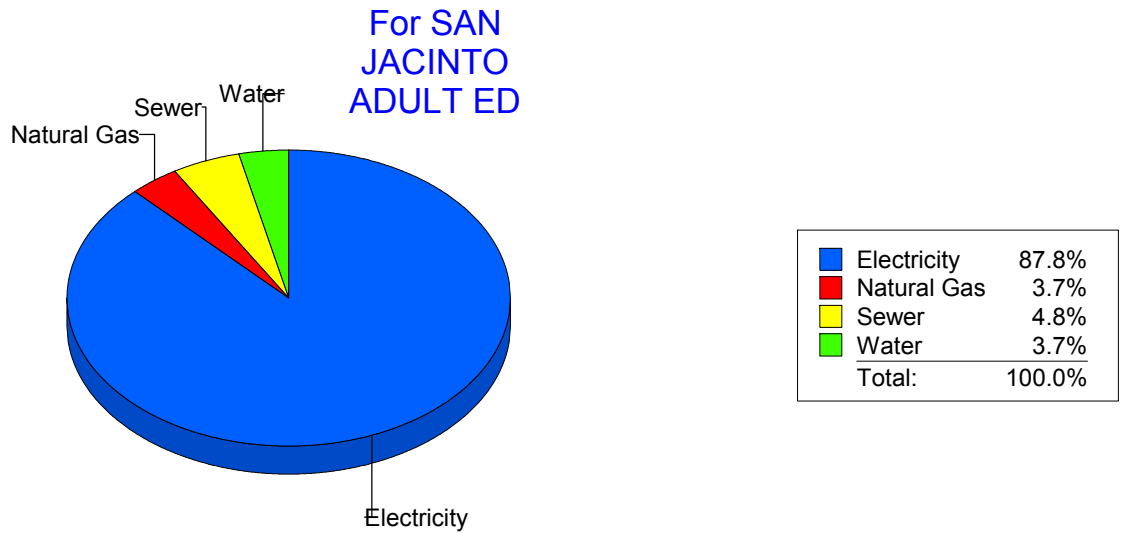
Energy CAP

Cost Avoidance Program

Cost Summary Graph

Grouped by Energy Type

Energy Type	Use	Units	Meter Cost	Special Charges	Total Cost	Avg Unit Cost	% of Total Cost
Site: SAN JACINTO ADULT ED - SAN JACINTO ADULT ED							
Electricity	11,200	KWH	\$1,891.22	\$0.00	\$1,891.22	0.1689	87.79%
Natural Gas	0	CCF	\$79.65	\$0.00	\$79.65	0.0000	3.70%
Water	8	CCF	\$80.21	\$0.00	\$80.21	10.0263	3.72%
Sewer	26	CCF	\$103.20	\$0.00	\$103.20	3.9692	4.79%
Total Cost:			\$2,154.28	\$0.00	\$2,154.28		



Filters: Cost Center Name Not Equal To DoNotReport; Billing Period Equal To 201408All Meter CodesAll Group Names

el Paso

Energy CAP

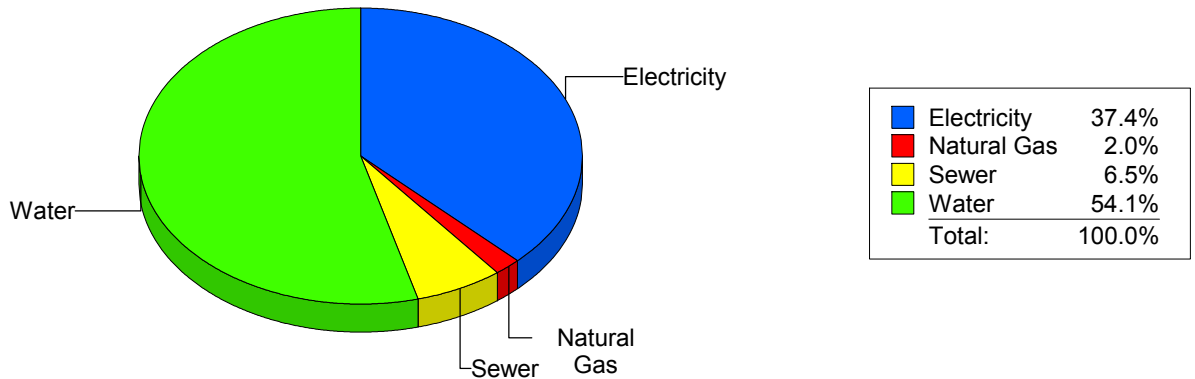
Cost Avoidance Program

Cost Summary Graph

Grouped by Energy Type

Energy Type	Use	Units	Meter Cost	Special Charges	Total Cost	Avg Unit Cost	% of Total Cost
Site: SCHUSTER ELEMENTARY - SCHUSTER ELEMENTARY							
Electricity	11,760	KWH	\$1,903.89	\$0.00	\$1,903.89	0.1619	37.40%
Natural Gas	35	CCF	\$101.45	\$0.00	\$101.45	2.8986	1.99%
Water	797	CCF	\$2,756.36	\$0.00	\$2,756.36	3.4584	54.14%
Sewer	190	CCF	\$329.52	\$0.00	\$329.52	1.7343	6.47%
Total Cost:			\$5,091.22	\$0.00	\$5,091.22		

For
SCHUSTER
ELEMENTARY



Filters: Cost Center Name Not Equal To DoNotReport; Billing Period Equal To 201408All Meter CodesAll Group Names

elpaso

Energy CAP

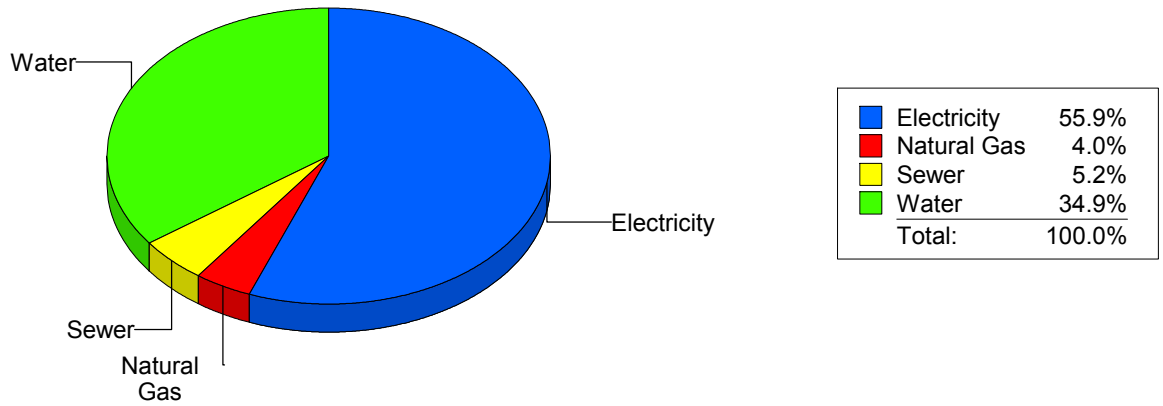
Cost Avoidance Program

Cost Summary Graph

Grouped by Energy Type

Energy Type	Use	Units	Meter Cost	Special Charges	Total Cost	Avg Unit Cost	% of Total Cost
Site: STANTON ELEMENTARY - STANTON ELEMENTARY							
Electricity	24,821	KWH	\$4,058.29	\$0.00	\$4,058.29	0.1635	55.92%
Natural Gas	195	CCF	\$292.29	\$0.00	\$292.29	1.4989	4.03%
Water	737	CCF	\$2,532.03	\$0.00	\$2,532.03	3.4356	34.89%
Sewer	184	CCF	\$374.75	\$0.00	\$374.75	2.0367	5.16%
Total Cost:			\$7,257.36	\$0.00	\$7,257.36		

For STANTON ELEMENTARY



Filters: Cost Center Name Not Equal To DoNotReport; Billing Period Equal To 201408All Meter CodesAll Group Names

elpaso

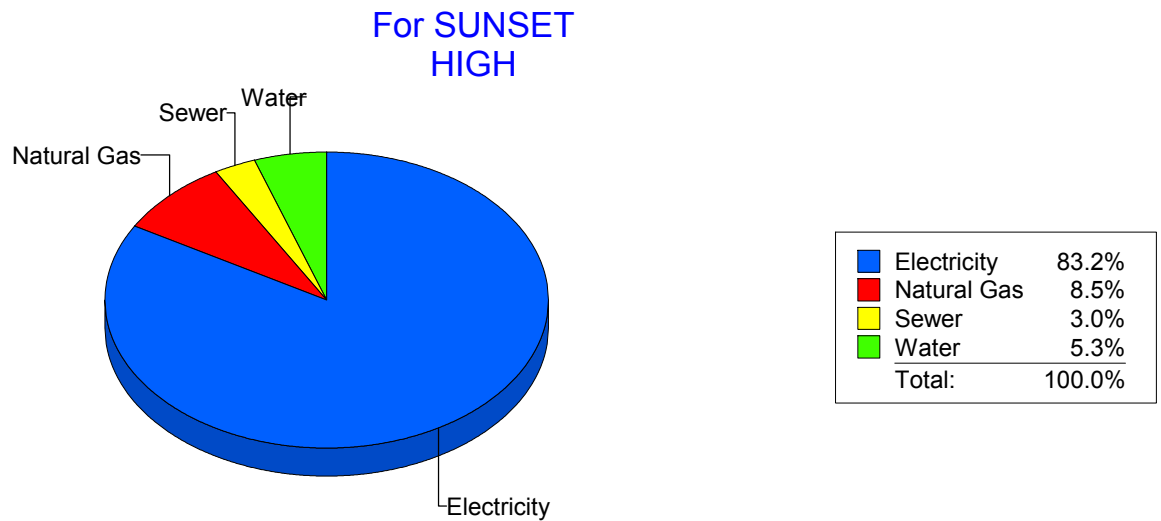
Energy CAP

Cost Avoidance Program

Cost Summary Graph

Grouped by Energy Type

Energy Type	Use	Units	Meter Cost	Special Charges	Total Cost	Avg Unit Cost	% of Total Cost
Site: SUNSET HIGH - SUNSET HIGH							
Electricity	14,960	KWH	\$2,375.75	\$0.00	\$2,375.75	0.1588	83.20%
Natural Gas	235	CCF	\$242.40	\$0.00	\$242.40	1.0315	8.49%
Water	35	CCF	\$152.01	\$0.00	\$152.01	4.3431	5.32%
Sewer	13	CCF	\$85.26	\$0.00	\$85.26	6.5585	2.99%
Total Cost:			\$2,855.42	\$0.00	\$2,855.42		



Filters: Cost Center Name Not Equal To DoNotReport; Billing Period Equal To 201408All Meter CodesAll Group Names

elpaso

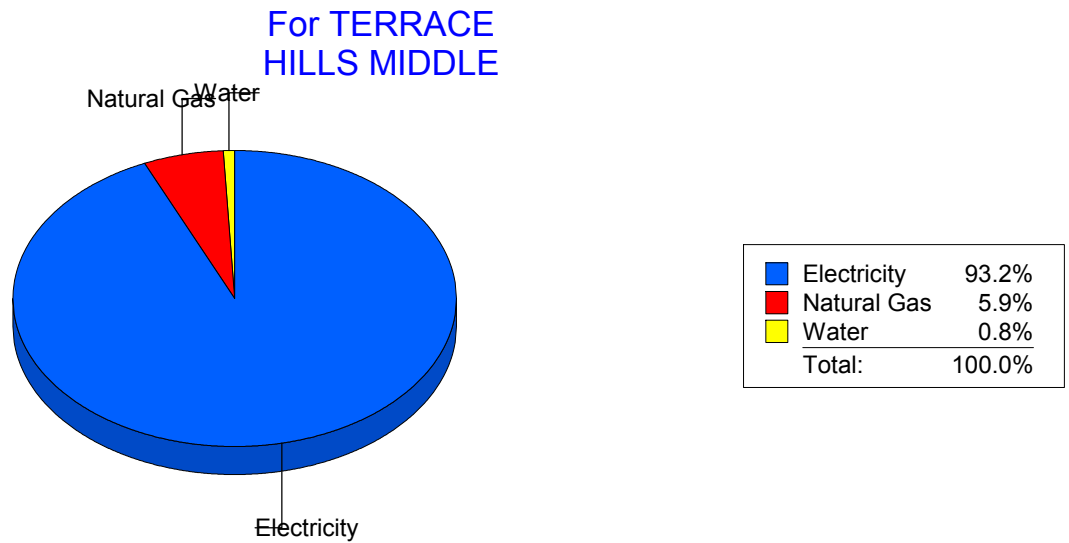
Energy CAP

Cost Avoidance Program

Cost Summary Graph

Grouped by Energy Type

Energy Type	Use	Units	Meter Cost	Special Charges	Total Cost	Avg Unit Cost	% of Total Cost
Site: TERRACE HILLS MIDDLE - TERRACE HILLS MIDDLE							
Electricity	30,600	KWH	\$4,361.31	\$0.00	\$4,361.31	0.1425	93.21%
Natural Gas	178	CCF	\$278.35	\$0.00	\$278.35	1.5638	5.95%
Water	0	CCF	\$39.32	\$0.00	\$39.32	0.0000	0.84%
Total Cost:			\$4,678.98	\$0.00	\$4,678.98		



Filters: Cost Center Name Not Equal To DoNotReport; Billing Period Equal To 201408All Meter CodesAll Group Names

elpaso

Energy CAP

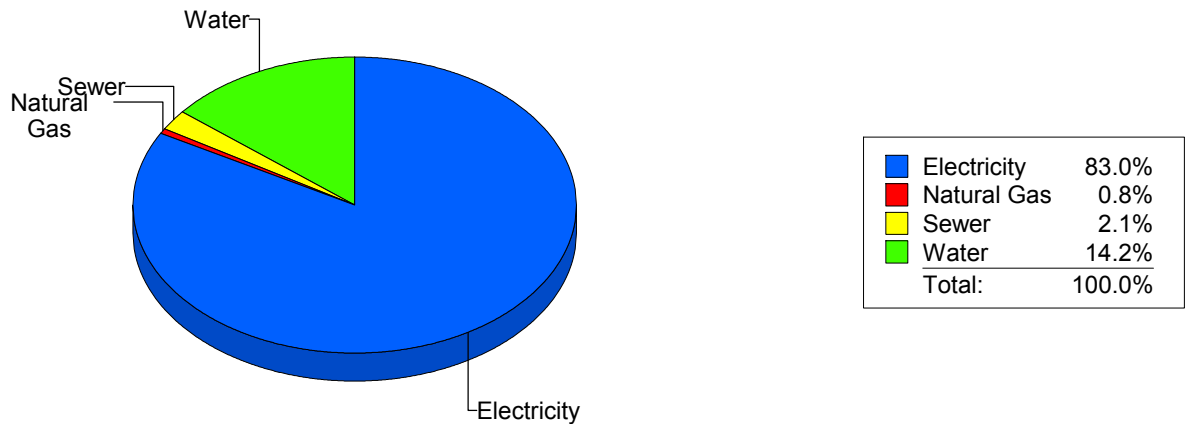
Cost Avoidance Program

Cost Summary Graph

Grouped by Energy Type

Energy Type	Use	Units	Meter Cost	Special Charges	Total Cost	Avg Unit Cost	% of Total Cost
Site: TIPPIN - TIPPIN ELEMENTARY							
Electricity	76,800	KWH	\$11,152.83	\$0.00	\$11,152.83	0.1452	82.97%
Natural Gas	38	CCF	\$103.43	\$0.00	\$103.43	2.7218	0.77%
Water	449	CCF	\$1,903.59	\$0.00	\$1,903.59	4.2396	14.16%
Sewer	97	CCF	\$282.69	\$0.00	\$282.69	2.9143	2.10%
Total Cost:			\$13,442.54	\$0.00	\$13,442.54		

For TIPPIN ELEMENTARY



Filters: Cost Center Name Not Equal To DoNotReport; Billing Period Equal To 201408All Meter CodesAll Group Names

elpaso

Energy CAP

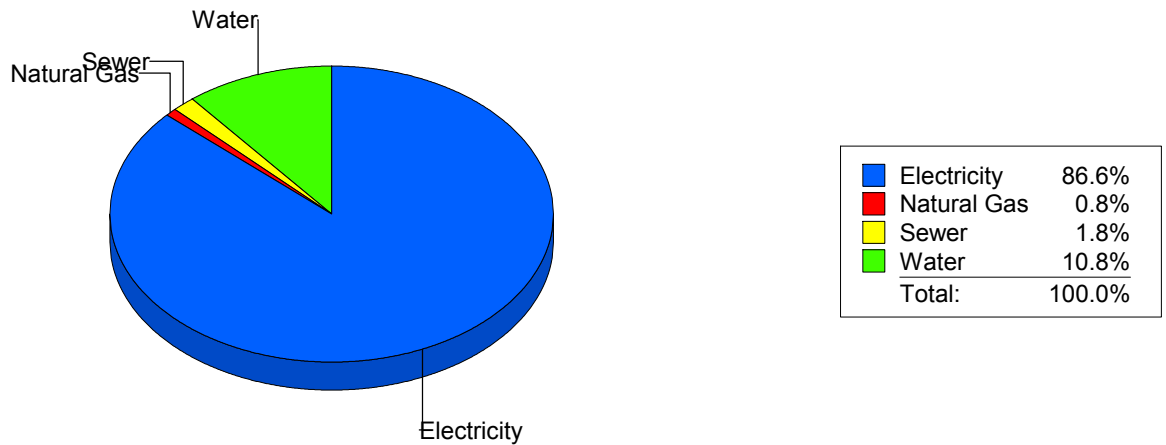
Cost Avoidance Program

Cost Summary Graph

Grouped by Energy Type

Energy Type	Use	Units	Meter Cost	Special Charges	Total Cost	Avg Unit Cost	% of Total Cost
Site: TOMLEA - TOM LEA							
Electricity	79,960	KWH	\$12,720.43	\$0.00	\$12,720.43	0.1591	86.59%
Natural Gas	67	CCF	\$121.39	\$0.00	\$121.39	1.8118	0.83%
Water	417	CCF	\$1,587.44	\$0.00	\$1,587.44	3.8068	10.81%
Sewer	81	CCF	\$260.61	\$0.00	\$260.61	3.2174	1.77%
Total Cost:			\$14,689.87	\$0.00	\$14,689.87		

For TOM LEA



Filters: Cost Center Name Not Equal To DoNotReport; Billing Period Equal To 201408All Meter CodesAll Group Names

elpaso

Energy CAP

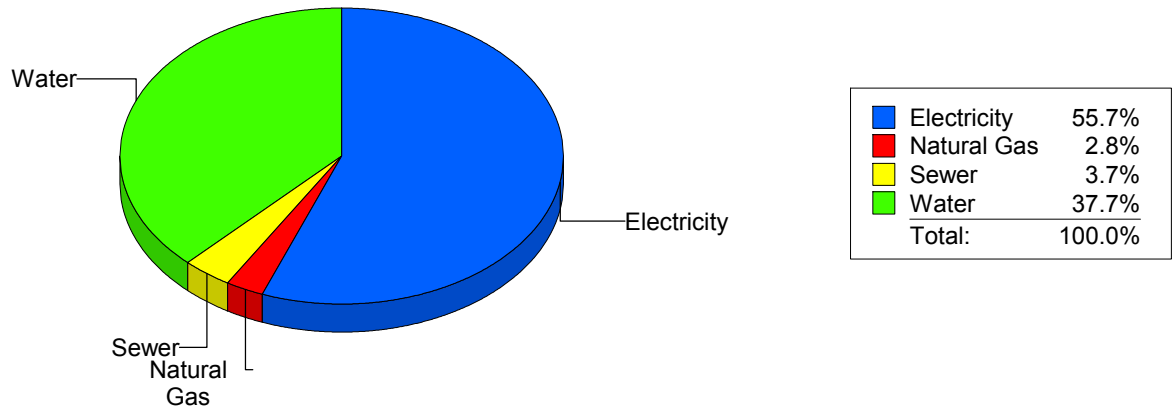
Cost Avoidance Program

Cost Summary Graph

Grouped by Energy Type

Energy Type	Use	Units	Meter Cost	Special Charges	Total Cost	Avg Unit Cost	% of Total Cost
Site: TRAVIS ELEMENTARY SC - TRAVIS ELEMENTARY SC							
Electricity	16,202	KWH	\$3,205.88	\$0.00	\$3,205.88	0.1979	55.74%
Natural Gas	6	CCF	\$163.03	\$0.00	\$163.03	27.1717	2.83%
Water	498	CCF	\$2,170.74	\$0.00	\$2,170.74	4.3589	37.74%
Sewer	66	CCF	\$211.91	\$0.00	\$211.91	3.2108	3.68%
Total Cost:			\$5,751.56	\$0.00	\$5,751.56		

For TRAVIS
ELEMENTARY
SC



Filters: Cost Center Name Not Equal To DoNotReport; Billing Period Equal To 201408All Meter CodesAll Group Names

elpaso

Energy CAP

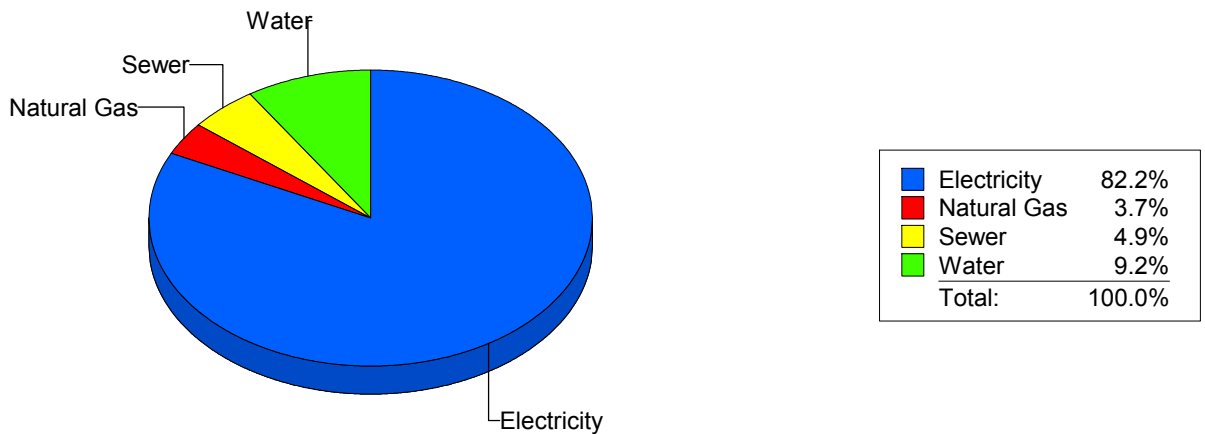
Cost Avoidance Program

Cost Summary Graph

Grouped by Energy Type

Energy Type	Use	Units	Meter Cost	Special Charges	Total Cost	Avg Unit Cost	% of Total Cost
Site: VILAS ELEMENTARY - VILAS ELEMENTARY							
Electricity	50,267	KWH	\$7,157.26	\$0.00	\$7,157.26	0.1424	82.20%
Natural Gas	130	CCF	\$323.55	\$0.00	\$323.55	2.4888	3.72%
Water	213	CCF	\$799.83	\$0.00	\$799.83	3.7551	9.19%
Sewer	114	CCF	\$426.60	\$0.00	\$426.60	3.7421	4.90%
Total Cost:			\$8,707.24	\$0.00	\$8,707.24		

For VILAS ELEMENTARY



Filters: Cost Center Name Not Equal To DoNotReport; Billing Period Equal To 201408All Meter CodesAll Group Names

elpaso

Energy CAP

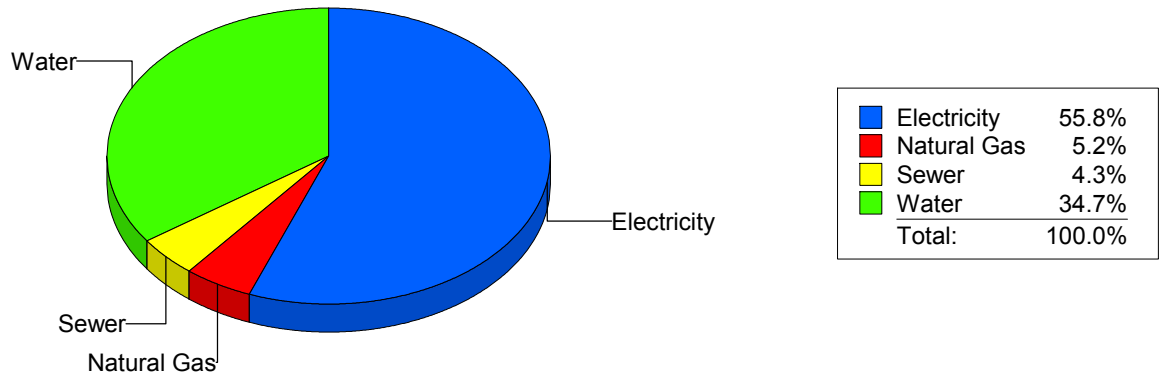
Cost Avoidance Program

Cost Summary Graph

Grouped by Energy Type

Energy Type	Use	Units	Meter Cost	Special Charges	Total Cost	Avg Unit Cost	% of Total Cost
Site: WAINWRIGHT ELEMENTAR - WAINWRIGHT ELEMENTAR							
Electricity	14,855	KWH	\$2,309.88	\$0.00	\$2,309.88	0.1555	55.77%
Natural Gas	90	CCF	\$215.34	\$0.00	\$215.34	2.3927	5.20%
Water	296	CCF	\$1,437.80	\$0.00	\$1,437.80	4.8574	34.71%
Sewer	32	CCF	\$178.80	\$0.00	\$178.80	5.5875	4.32%
Total Cost:			\$4,141.82	\$0.00	\$4,141.82		

For
WAINWRIGHT
ELEMENTAR



Filters: Cost Center Name Not Equal To DoNotReport; Billing Period Equal To 201408All Meter CodesAll Group Names

el paso

Energy CAP

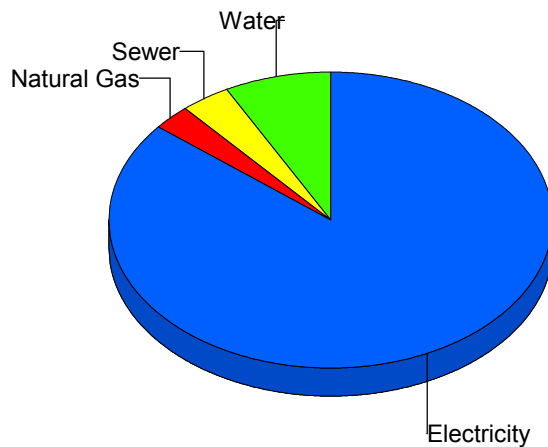
Cost Avoidance Program

Cost Summary Graph

Grouped by Energy Type

Energy Type	Use	Units	Meter Cost	Special Charges	Total Cost	Avg Unit Cost	% of Total Cost
Site: WESTERN HILLS ELEMEN - WESTERN HILLS ELEMEN							
Electricity	53,160	KWH	\$7,718.68	\$0.00	\$7,718.68	0.1452	85.71%
Natural Gas	245	CCF	\$249.83	\$0.00	\$249.83	1.0197	2.77%
Water	294	CCF	\$712.61	\$0.00	\$712.61	2.4238	7.91%
Sewer	69	CCF	\$324.45	\$0.00	\$324.45	4.7022	3.60%
Total Cost:			\$9,005.57	\$0.00	\$9,005.57		

For WESTERN HILLS ELEMEN



Electricity	85.7%
Natural Gas	2.8%
Sewer	3.6%
Water	7.9%
Total:	100.0%

Filters: Cost Center Name Not Equal To DoNotReport; Billing Period Equal To 201408All Meter CodesAll Group Names

el Paso

Energy CAP

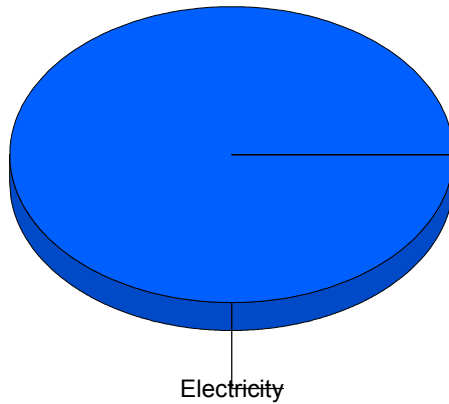
Cost Avoidance Program

Cost Summary Graph

Grouped by Energy Type

Energy Type	Use	Units	Meter Cost	Special Charges	Total Cost	Avg Unit Cost	% of Total Cost
Site: WESTSIDE TRANSPORTAT - WESTSIDE TRANSPORTAT							
Electricity	2,774	KWH	\$378.05	\$0.00	\$378.05	0.1363	100.00%
Total Cost:			\$378.05	\$0.00	\$378.05		

For WESTSIDE TRANSPORTAT



■ Electricity	100.0%
Total:	100.0%

Filters: Cost Center Name Not Equal To DoNotReport; Billing Period Equal To 201408All Meter CodesAll Group Names

elpaso

Energy CAP

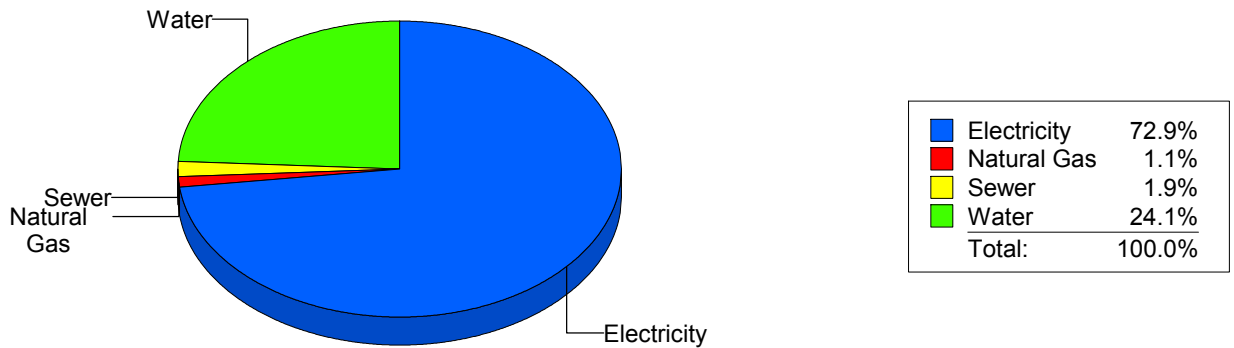
Cost Avoidance Program

Cost Summary Graph

Grouped by Energy Type

Energy Type	Use	Units	Meter Cost	Special Charges	Total Cost	Avg Unit Cost	% of Total Cost
Site: WHITAKER ELEMENTARY - WHITAKER ELEMENTARY							
Electricity	78,000	KWH	\$10,145.85	\$0.00	\$10,145.85	0.1301	72.95%
Natural Gas	112	CCF	\$150.86	\$0.00	\$150.86	1.3470	1.08%
Water	1,530	CCF	\$3,348.28	\$0.00	\$3,348.28	2.1884	24.07%
Sewer	83	CCF	\$263.37	\$0.00	\$263.37	3.1731	1.89%
Total Cost:			\$13,908.36	\$0.00	\$13,908.36		

For WHITAKER ELEMENTARY



Filters: Cost Center Name Not Equal To DoNotReport; Billing Period Equal To 201408All Meter CodesAll Group Names

el Paso

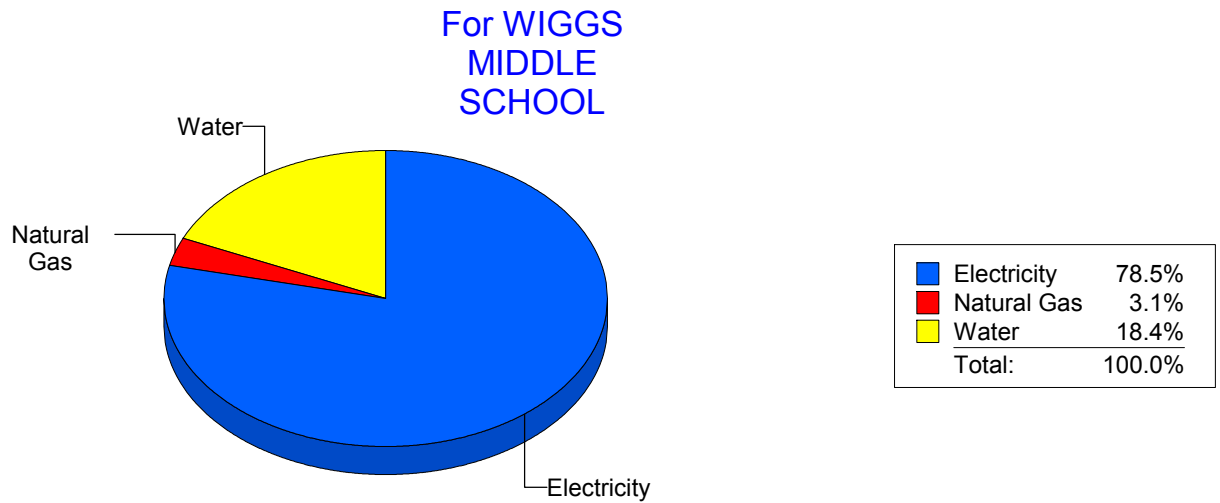
Energy CAP

Cost Avoidance Program

Cost Summary Graph

Grouped by Energy Type

Energy Type	Use	Units	Meter Cost	Special Charges	Total Cost	Avg Unit Cost	% of Total Cost
Site: WIGGS MIDDLE SCHOOL - WIGGS MIDDLE SCHOOL							
Electricity	33,040	KWH	\$5,485.13	\$0.00	\$5,485.13	0.1660	78.50%
Natural Gas	198	CCF	\$214.87	\$0.00	\$214.87	1.0852	3.08%
Water	452	CCF	\$1,287.29	\$0.00	\$1,287.29	2.8480	18.42%
Total Cost:			\$6,987.29	\$0.00	\$6,987.29		



Filters: Cost Center Name Not Equal To DoNotReport; Billing Period Equal To 201408All Meter CodesAll Group Names

elpaso

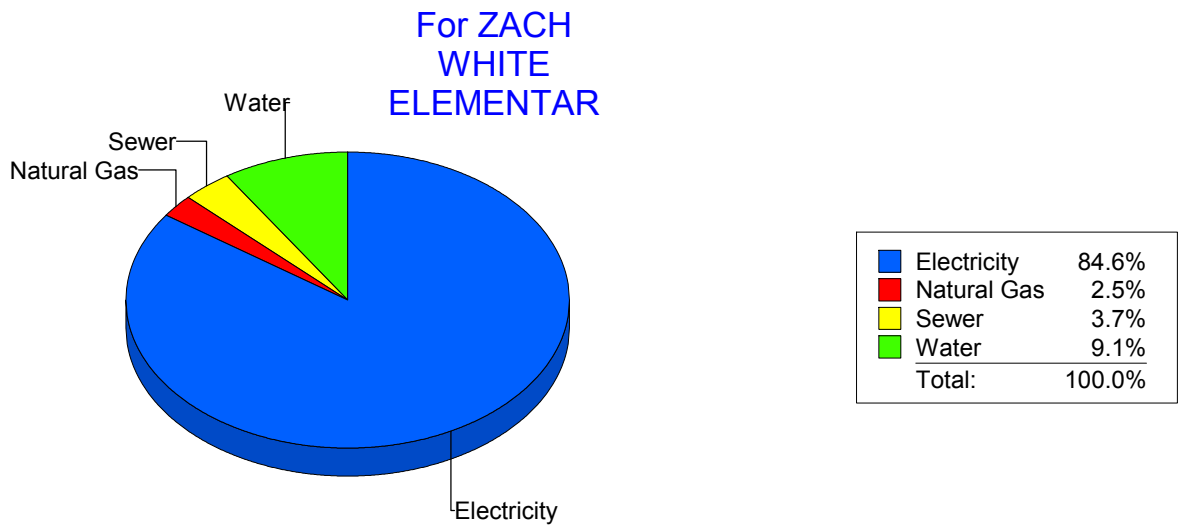
Energy CAP

Cost Avoidance Program

Cost Summary Graph

Grouped by Energy Type

Energy Type	Use	Units	Meter Cost	Special Charges	Total Cost	Avg Unit Cost	% of Total Cost
Site: ZACH WHITE ELEMENTAR - ZACH WHITE ELEMENTAR							
Electricity	52,200	KWH	\$8,810.25	\$0.00	\$8,810.25	0.1688	84.62%
Natural Gas	156	CCF	\$263.26	\$0.00	\$263.26	1.6876	2.53%
Water	433	CCF	\$951.47	\$0.00	\$951.47	2.1974	9.14%
Sewer	183	CCF	\$387.18	\$0.00	\$387.18	2.1157	3.72%
Total Cost:			\$10,412.16	\$0.00	\$10,412.16		



Filters: Cost Center Name Not Equal To DoNotReport; Billing Period Equal To 201408All Meter CodesAll Group Names

elpaso

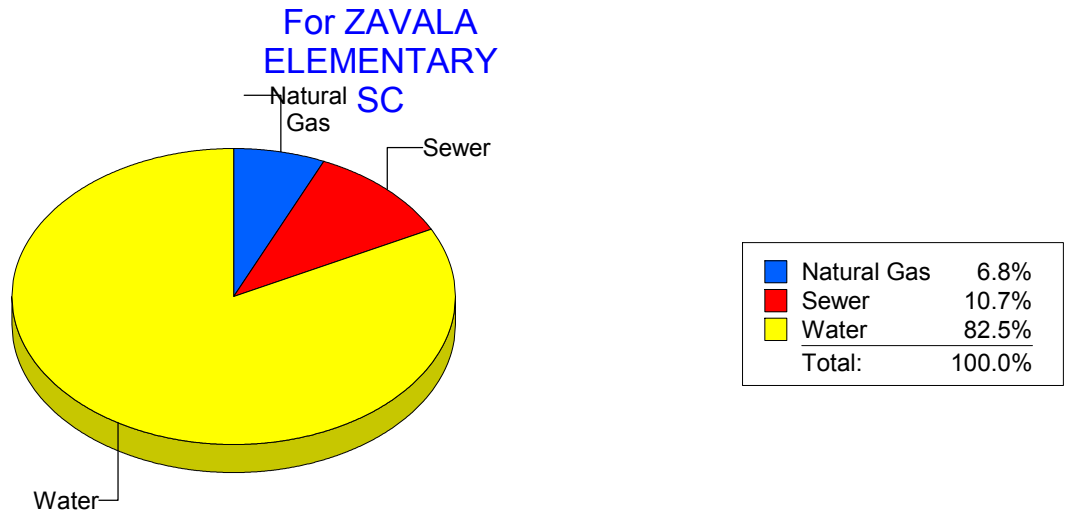
Energy CAP

Cost Avoidance Program

Cost Summary Graph

Grouped by Energy Type

Energy Type	Use	Units	Meter Cost	Special Charges	Total Cost	Avg Unit Cost	% of Total Cost
Site: ZAVALA ELEMENTARY SC - ZAVALA ELEMENTARY SC							
Natural Gas		5 CCF	\$82.76	\$0.00	\$82.76	16.5520	6.78%
Water		223 CCF	\$1,007.26	\$0.00	\$1,007.26	4.5169	82.51%
Sewer		46 CCF	\$130.80	\$0.00	\$130.80	2.8435	10.71%
Total Cost:			\$1,220.82	\$0.00	\$1,220.82		



Filters: Cost Center Name Not Equal To DoNotReport; Billing Period Equal To 201408All Meter CodesAll Group Names

elpaso

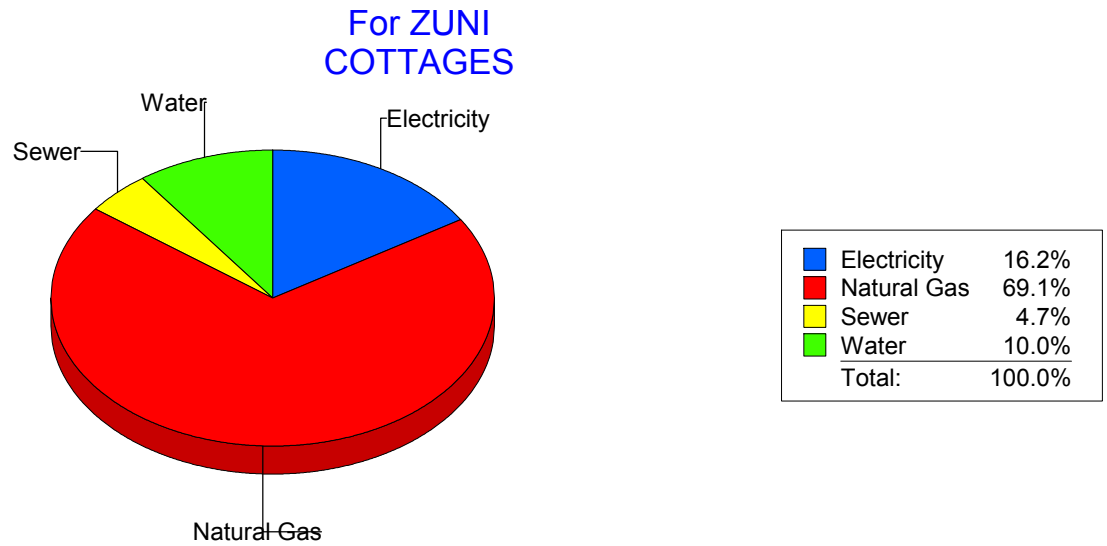
Energy CAP

Cost Avoidance Program

Cost Summary Graph

Grouped by Energy Type

Energy Type	Use	Units	Meter Cost	Special Charges	Total Cost	Avg Unit Cost	% of Total Cost
Site: ZUNI COTTAGES - ZUNI COTTAGES							
Electricity		24 KWH	\$37.38	\$0.00	\$37.38	1.5575	16.16%
Natural Gas		1 CCF	\$159.92	\$0.00	\$159.92	159.9200	69.12%
Water		0 CCF	\$23.14	\$0.00	\$23.14	0.0000	10.00%
Sewer		0 CCF	\$10.93	\$0.00	\$10.93	0.0000	4.72%
Total Cost:			\$231.37	\$0.00	\$231.37		



Filters: Cost Center Name Not Equal To DoNotReport; Billing Period Equal To 201408All Meter CodesAll Group Names

el paso

Energy CAP

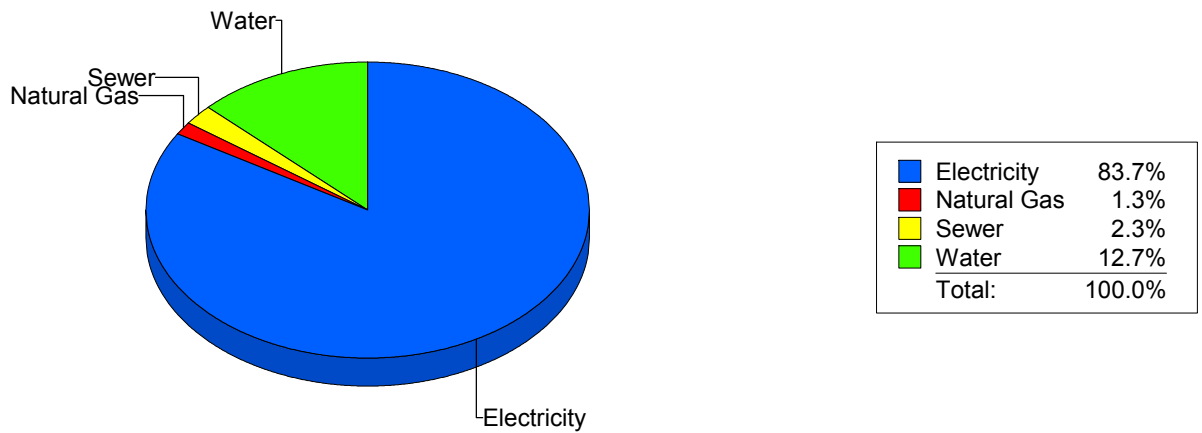
Cost Avoidance Program

Cost Summary Graph

Grouped by Energy Type

Energy Type	Use	Units	Meter Cost	Special Charges	Total Cost	Avg Unit Cost	% of Total Cost
All Sites							
Electricity	5,823,399	KWH	\$1,559,379.25	\$0.00	\$1,559,379.25	0.2678	83.74%
Natural Gas	13,085	CCF	\$23,735.32	\$0.00	\$23,735.32	1.8139	1.27%
Water	75,826	CCF	\$236,545.29	\$0.00	\$236,545.29	3.1196	12.70%
Sewer	18,136	CCF	\$42,585.75	\$0.00	\$42,585.75	2.3481	2.29%
Total Cost:			\$1,862,245.61	\$0.00	\$1,862,245.61		

For All Sites



Filters: Cost Center Name Not Equal To DoNotReport; Billing Period Equal To 201408All Meter CodesAll Group Names