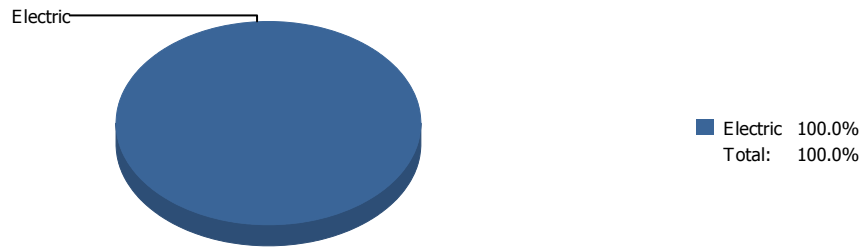
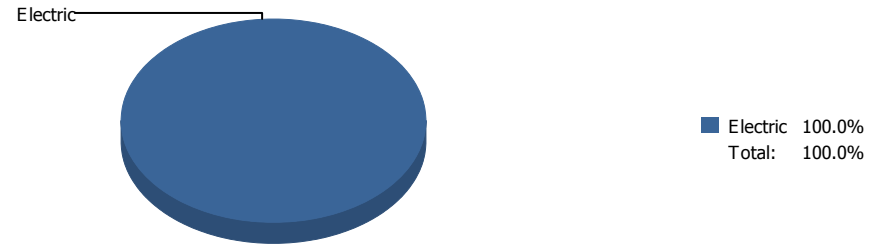


Energy

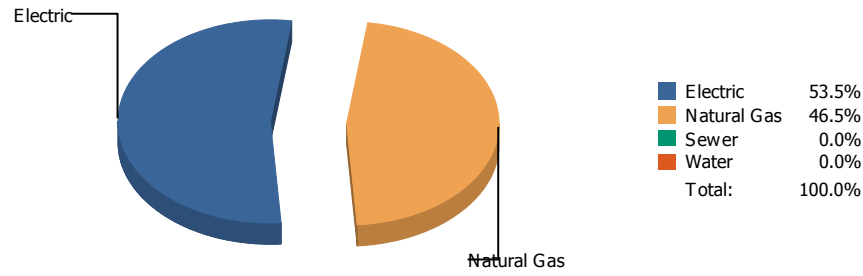


Cost

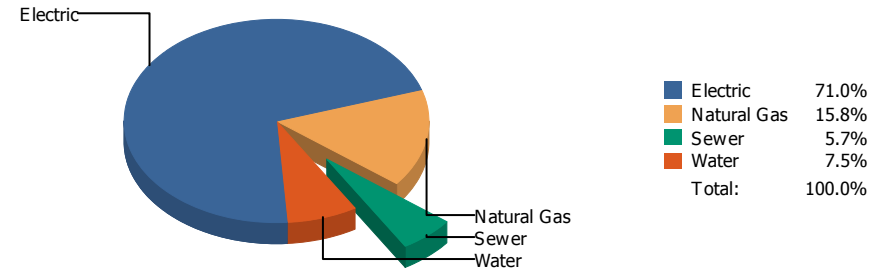


Commodity	Common Use	Energy Use	Energy Use / Area	Total Cost	Cost / Unit	Cost / Area
Place: [ALAMO] ALAMO 101 [BUILDING]						
Area: 58,978 SqFt						
Billing Period: Apr 2018						
ELECTRIC	1,500.00 kWh	5,120 KBtu	0.087 KBtu/SqFt	\$178.85	\$0.119 /kWh	\$0.003 /SqFt
Totals:		5,120 KBtu	0.087 KBtu/SqFt	\$178.85		

Energy

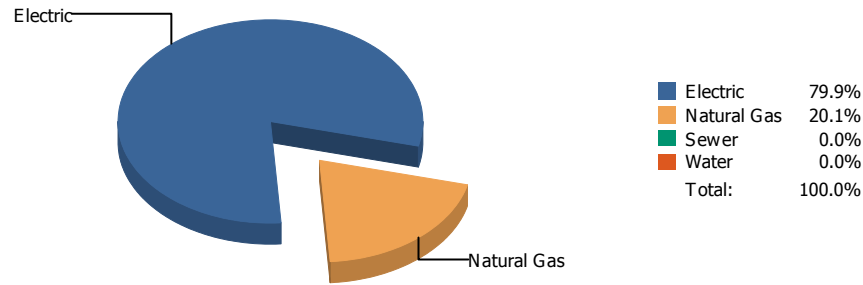


Cost

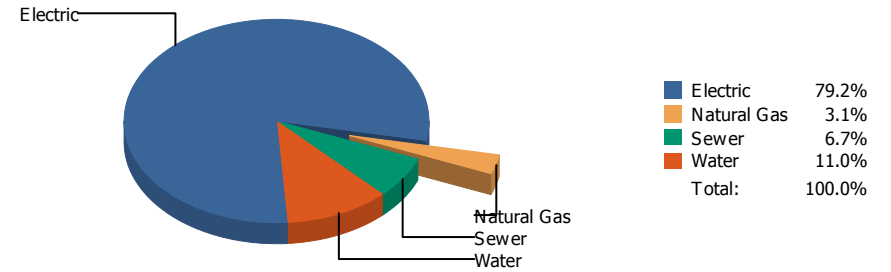


Commodity	Common Use	Energy Use	Energy Use / Area	Total Cost	Cost / Unit	Cost / Area
Place: [ALTA] ALTA VISTA 102 [BUILDING]						
Area: 68,463 SqFt						
Billing Period: Apr 2018						
ELECTRIC	28,500.00 kWh	97,271 KBtu	1.421 KBtu/SqFt	\$3,009.26	\$0.106 /kWh	\$0.044 /SqFt
NATURALGAS	822.00 CCF	84,666 KBtu	1.237 KBtu/SqFt	\$667.60	\$0.812 /CCF	\$0.010 /SqFt
SEWER	77.00 CCF			\$240.34	\$3.121 /CCF	\$0.004 /SqFt
WATER	87.00 CCF			\$318.63	\$3.662 /CCF	\$0.005 /SqFt
Totals:		181,937 KBtu	2.657 KBtu/SqFt	\$4,235.83		

Energy

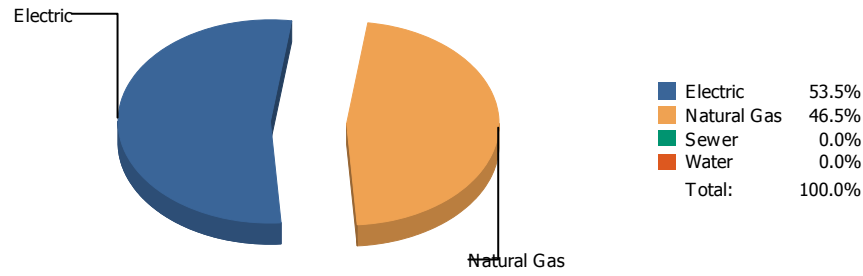


Cost

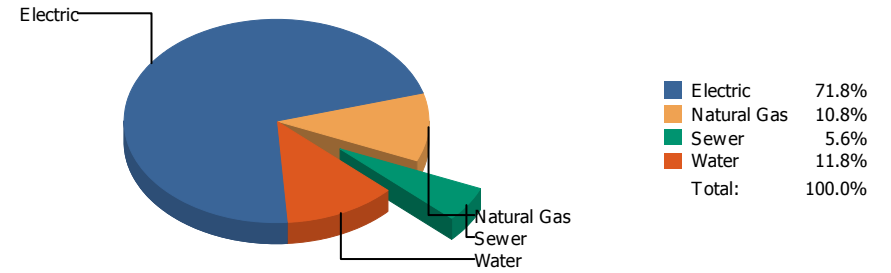


Commodity	Common Use	Energy Use	Energy Use / Area	Total Cost	Cost / Unit	Cost / Area
Place: [ADDRESS] ADDRESS 001 [BUILDING]						
Area: 266,968 SqFt						
Billing Period: Apr 2018						
ELECTRIC	60,865.00 kWh	207,732 KBtu	0.778 KBtu/SqFt	\$16,076.38	\$0.264 /kWh	\$0.060 /SqFt
NATURALGAS	507.00 CCF	52,221 KBtu	0.196 KBtu/SqFt	\$633.99	\$1.250 /CCF	\$0.002 /SqFt
SEWER	608.00 CCF			\$1,367.46	\$2.249 /CCF	\$0.005 /SqFt
WATER	937.00 CCF			\$2,230.43	\$2.380 /CCF	\$0.008 /SqFt
Totals:		259,953 KBtu	0.974 KBtu/SqFt	\$20,308.26		

Energy

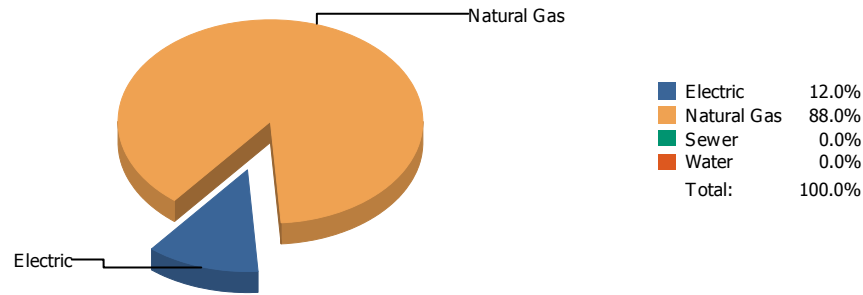


Cost

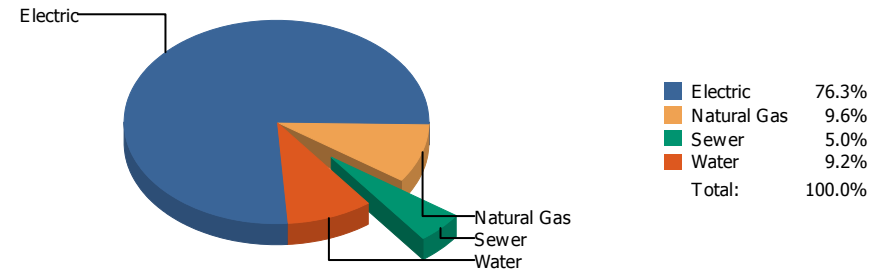


Commodity	Common Use	Energy Use	Energy Use / Area	Total Cost	Cost / Unit	Cost / Area
Place: [AOY] AOY 103 [BUILDING]						
Area: 105,486 SqFt						
Billing Period: Apr 2018						
ELECTRIC	58,408.00 kWh	199,347 KBtu	1.890 KBtu/SqFt	\$7,151.57	\$0.122 /kWh	\$0.068 /SqFt
NATURALGAS	1,684.00 CCF	173,452 KBtu	1.644 KBtu/SqFt	\$1,073.28	\$0.637 /CCF	\$0.010 /SqFt
SEWER	88.00 CCF			\$559.77	\$6.361 /CCF	\$0.005 /SqFt
WATER	179.00 CCF			\$1,176.10	\$6.570 /CCF	\$0.011 /SqFt
Totals:		372,799 KBtu	3.534 KBtu/SqFt	\$9,960.72		

Energy

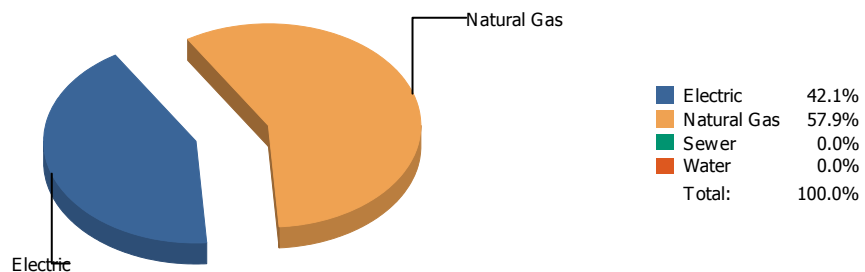


Cost

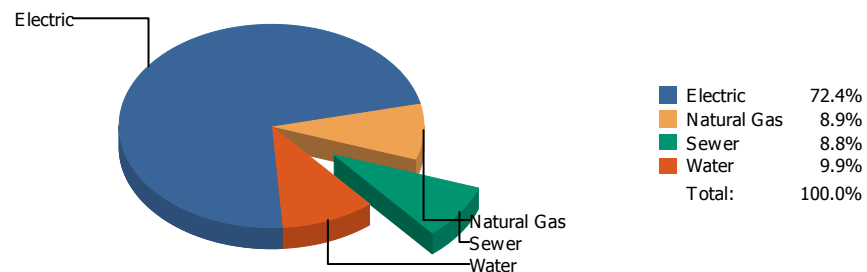


Commodity	Common Use	Energy Use	Energy Use / Area	Total Cost	Cost / Unit	Cost / Area
Place: [ARMENDARIZ_1] ARMENDARIZ MIDDLE SCHOOL [BUILDING]						
Area: 133,779 SqFt						
Billing Period: Apr 2018						
ELECTRIC	8,600.00 kWh	29,352 KBtu	0.219 KBtu/SqFt	\$9,368.07	\$1.089 /kWh	\$0.070 /SqFt
NATURALGAS	2,092.00 CCF	215,476 KBtu	1.611 KBtu/SqFt	\$1,176.43	\$0.562 /CCF	\$0.009 /SqFt
SEWER	156.00 CCF			\$615.52	\$3.946 /CCF	\$0.005 /SqFt
WATER	305.00 CCF			\$1,124.60	\$3.687 /CCF	\$0.008 /SqFt
Totals:		244,828 KBtu	1.830 KBtu/SqFt	\$12,284.62		

Energy

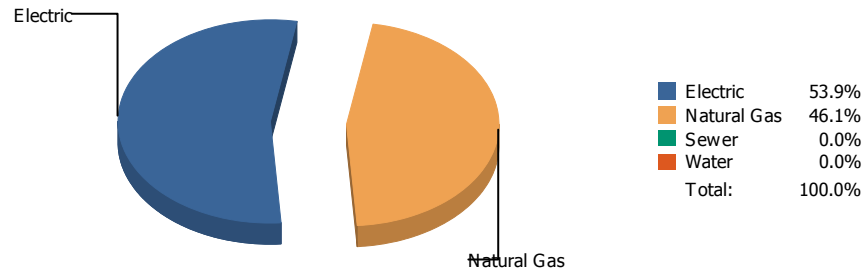


Cost

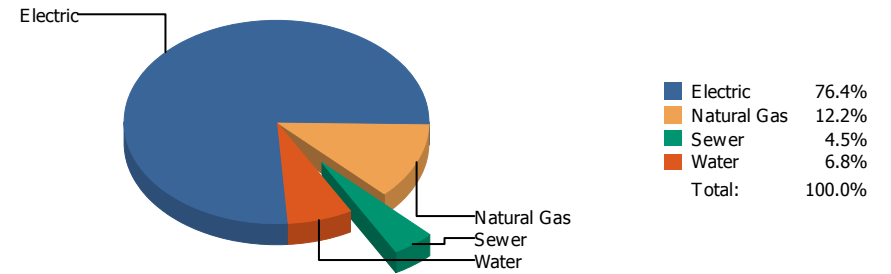


Commodity	Common Use	Energy Use	Energy Use / Area	Total Cost	Cost / Unit	Cost / Area
Place: [AUSTIN] AUSTIN 002 [BUILDING]						
Area: 269,216 SqFt						
Billing Period: Apr 2018						
ELECTRIC	71,025.00 kWh	242,408 KBtu	0.900 KBtu/SqFt	\$16,371.15	\$0.230 /kWh	\$0.061 /SqFt
NATURALGAS	3,232.00 CCF	332,896 KBtu	1.237 KBtu/SqFt	\$2,012.97	\$0.623 /CCF	\$0.007 /SqFt
SEWER	608.00 CCF			\$1,982.94	\$3.261 /CCF	\$0.007 /SqFt
WATER	463.00 CCF			\$2,236.49	\$4.830 /CCF	\$0.008 /SqFt
Totals:		575,304 KBtu	2.137 KBtu/SqFt	\$22,603.55		

Energy

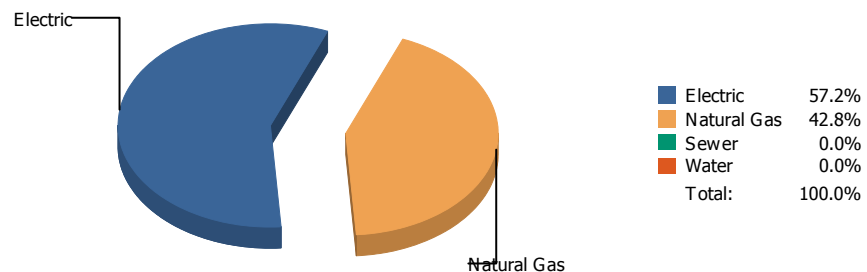


Cost

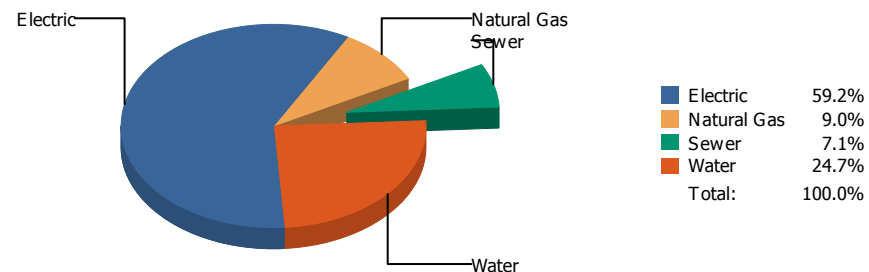


Commodity	Common Use	Energy Use	Energy Use / Area	Total Cost	Cost / Unit	Cost / Area
Place: [BARRON ELEMENTARY] Barron Elementary 165 [BUILDING]						
Area: 87,818 SqFt						
Billing Period: Apr 2018						
ELECTRIC	71,525.00 kWh	244,115 KBtu	2.780 KBtu/SqFt	\$7,900.06	\$0.110 /kWh	\$0.090 /SqFt
NATURALGAS	2,024.00 CCF	208,472 KBtu	2.374 KBtu/SqFt	\$1,266.14	\$0.626 /CCF	\$0.014 /SqFt
SEWER	61.00 CCF			\$468.90	\$7.687 /CCF	\$0.005 /SqFt
WATER	106.00 CCF			\$705.31	\$6.654 /CCF	\$0.008 /SqFt
Totals:		452,587 KBtu	5.154 KBtu/SqFt	\$10,340.41		

Energy

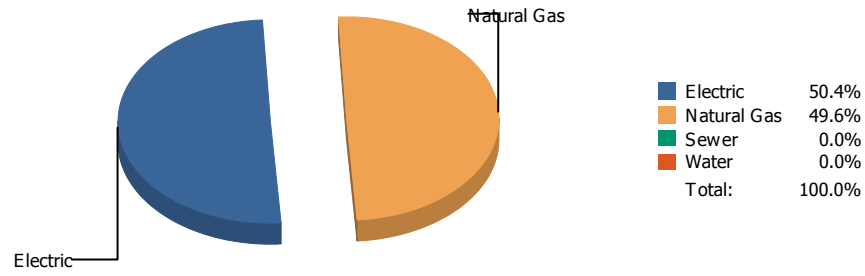


Cost

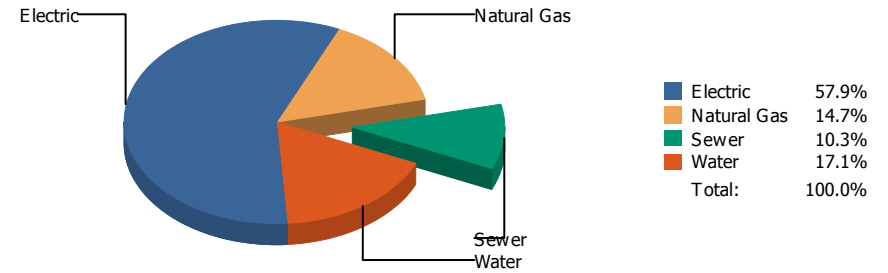


Commodity	Common Use	Energy Use	Energy Use / Area	Total Cost	Cost / Unit	Cost / Area
Place: [BASSETT] BASSETT 049 [BUILDING]						
Area: 174,250 SqFt						
Billing Period: Apr 2018						
ELECTRIC	67,912.00 kWh	231,784 KBtu	1.330 KBtu/SqFt	\$7,313.23	\$0.108 /kWh	\$0.042 /SqFt
NATURALGAS	1,685.00 CCF	173,555 KBtu	0.996 KBtu/SqFt	\$1,106.87	\$0.657 /CCF	\$0.006 /SqFt
SEWER	352.00 CCF			\$878.50	\$2.496 /CCF	\$0.005 /SqFt
WATER	924.00 CCF			\$3,045.62	\$3.296 /CCF	\$0.017 /SqFt
Totals:		405,339 KBtu	2.326 KBtu/SqFt	\$12,344.22		

Energy



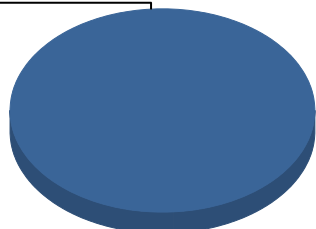
Cost



Commodity	Common Use	Energy Use	Energy Use / Area	Total Cost	Cost / Unit	Cost / Area
Place: [BEALL] BEALL 104 [BUILDING]						
Area: 74,454 SqFt						
Billing Period: Apr 2018						
ELECTRIC	19,209.00 kWh	65,560 KBtu	0.881 KBtu/SqFt	\$2,223.24	\$0.116 /kWh	\$0.030 /SqFt
NATURALGAS	627.00 CCF	64,581 KBtu	0.867 KBtu/SqFt	\$563.22	\$0.898 /CCF	\$0.008 /SqFt
SEWER	99.00 CCF			\$395.27	\$3.993 /CCF	\$0.005 /SqFt
WATER	196.00 CCF			\$658.00	\$3.357 /CCF	\$0.009 /SqFt
Totals:		130,141 KBtu	1.748 KBtu/SqFt	\$3,839.73		

Energy

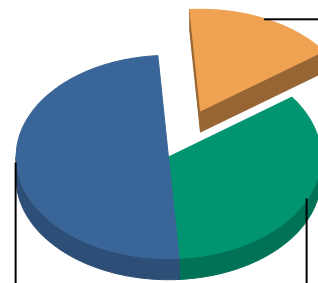
Electric



Electric 100.0%
 Sewer 0.0%
 Water 0.0%
 Total: 100.0%

Cost

Electric



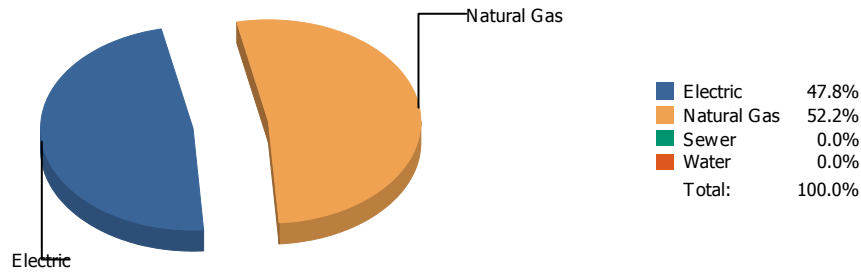
Sewer

Electric 50.0%
 Sewer 16.0%
 Water 34.0%
 Total: 100.0%

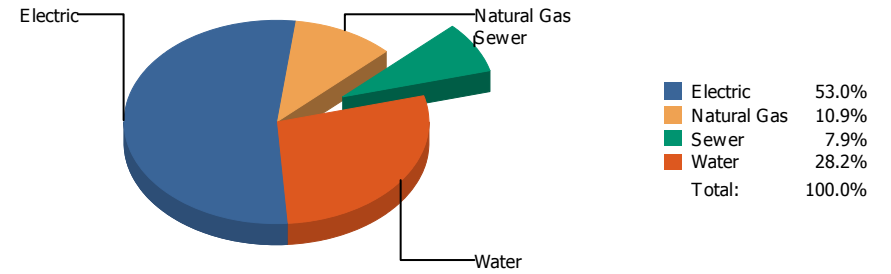
Water

Commodity	Common Use	Energy Use	Energy Use / Area	Total Cost	Cost / Unit	Cost / Area
Place: [BLISS] BLISS 105 [BUILDING]						
Area: 78,820 SqFt						
Billing Period: Apr 2018						
ELECTRIC	28,811.00 kWh	98,332 KBtu	1.248 KBtu/SqFt	\$3,178.19	\$0.110 /kWh	\$0.040 /SqFt
SEWER	426.00 CCF			\$1,019.84	\$2.394 /CCF	\$0.013 /SqFt
WATER	792.00 CCF			\$2,161.40	\$2.729 /CCF	\$0.027 /SqFt
Totals:		98,332 KBtu	1.248 KBtu/SqFt	\$6,359.43		

Energy

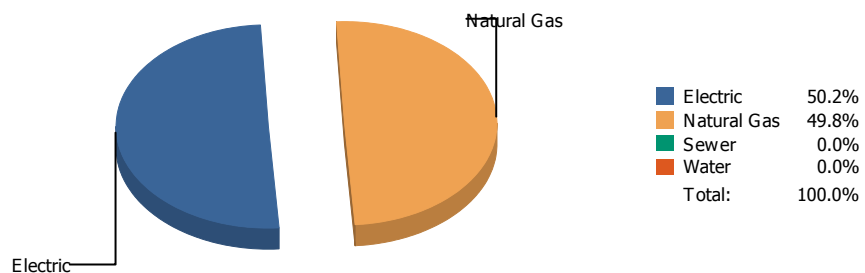


Cost

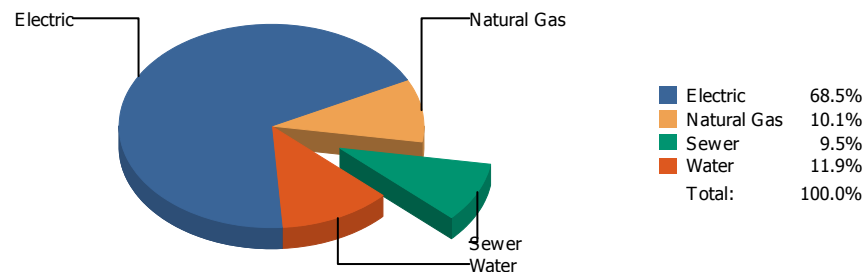


Commodity	Common Use	Energy Use	Energy Use / Area	Total Cost	Cost / Unit	Cost / Area
Place: [BOND_2] BOND 160 [BUILDING]						
Area: 89,988 SqFt						
Billing Period: Apr 2018						
ELECTRIC	23,559.00 kWh	80,407 KBtu	0.894 KBtu/SqFt	\$3,263.58	\$0.139 /kWh	\$0.036 /SqFt
NATURALGAS	851.00 CCF	87,653 KBtu	0.974 KBtu/SqFt	\$669.79	\$0.787 /CCF	\$0.007 /SqFt
SEWER	98.00 CCF			\$486.63	\$4.966 /CCF	\$0.005 /SqFt
WATER	369.00 CCF			\$1,734.04	\$4.699 /CCF	\$0.019 /SqFt
Totals:		168,060 KBtu	1.868 KBtu/SqFt	\$6,154.04		

Energy

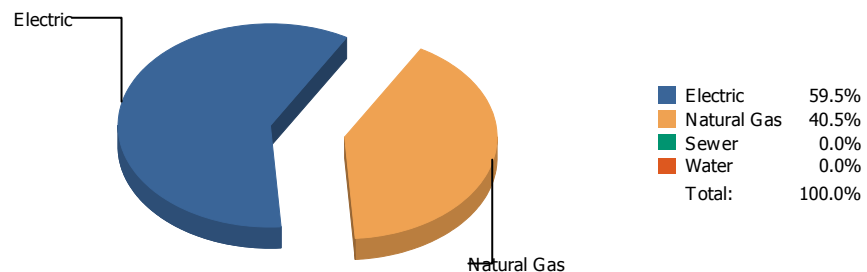


Cost

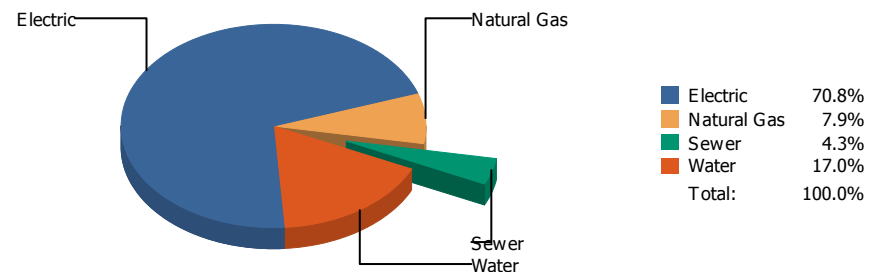


Commodity	Common Use	Energy Use	Energy Use / Area	Total Cost	Cost / Unit	Cost / Area
Place: [BONHAM] BONHAM 106 [BUILDING]						
Area: 53,522 SqFt						
Billing Period: Apr 2018						
ELECTRIC	22,583.00 kWh	77,076 KBtu	1.440 KBtu/SqFt	\$3,353.92	\$0.149 /kWh	\$0.063 /SqFt
NATURALGAS	742.00 CCF	76,426 KBtu	1.428 KBtu/SqFt	\$493.23	\$0.665 /CCF	\$0.009 /SqFt
SEWER	147.00 CCF			\$463.31	\$3.152 /CCF	\$0.009 /SqFt
WATER	184.00 CCF			\$583.03	\$3.169 /CCF	\$0.011 /SqFt
Totals:		153,502 KBtu	2.868 KBtu/SqFt	\$4,893.49		

Energy

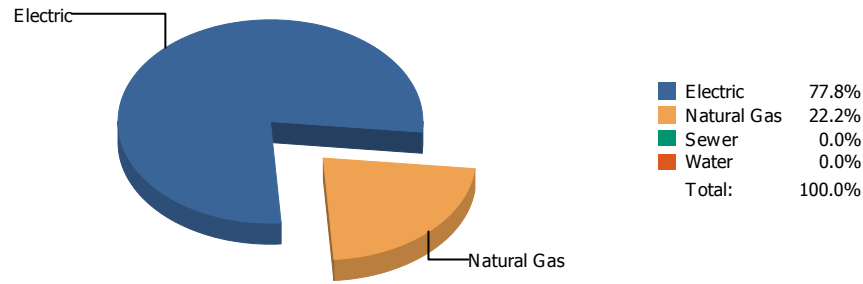


Cost

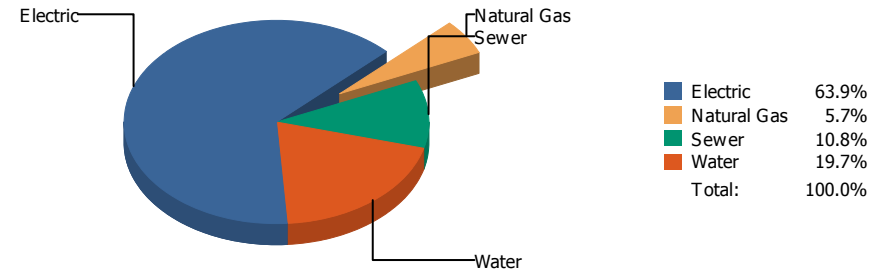


Commodity	Common Use	Energy Use	Energy Use / Area	Total Cost	Cost / Unit	Cost / Area
Place: [BOWIE] BOWIE 003 [BUILDING]						
Area: 282,931 SqFt						
Billing Period: Apr 2018						
ELECTRIC	239,354.00 kWh	816,915 KBtu	2.887 KBtu/SqFt	\$25,595.94	\$0.107 /kWh	\$0.090 /SqFt
NATURALGAS	5,391.00 CCF	555,273 KBtu	1.963 KBtu/SqFt	\$2,866.02	\$0.532 /CCF	\$0.010 /SqFt
SEWER	482.00 CCF			\$1,537.63	\$3.190 /CCF	\$0.005 /SqFt
WATER	2,028.00 CCF			\$6,140.62	\$3.028 /CCF	\$0.022 /SqFt
Totals:		1,372,188 KBtu	4.850 KBtu/SqFt	\$36,140.21		

Energy

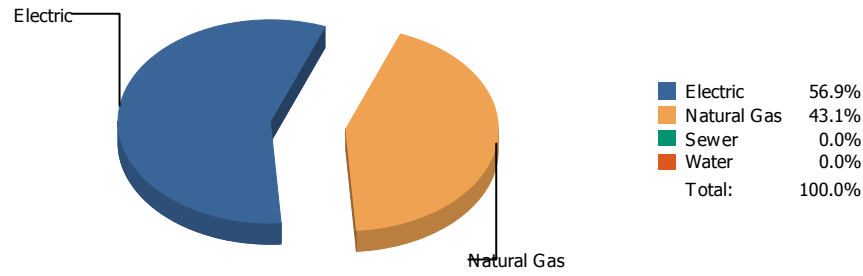


Cost

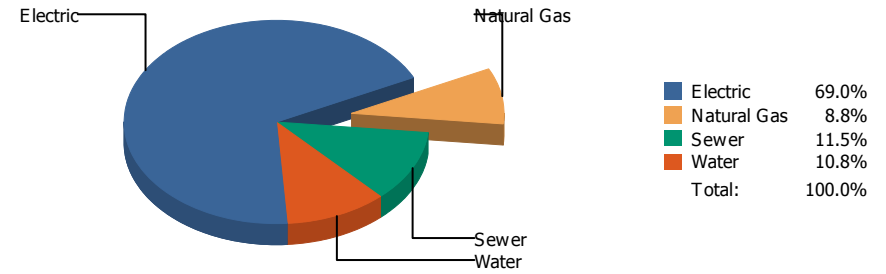


Commodity	Common Use	Energy Use	Energy Use / Area	Total Cost	Cost / Unit	Cost / Area
Place: [BRADLEY] BRADLEY 158 [BUILDING]						
Area: 59,142 SqFt						
Billing Period: Apr 2018						
ELECTRIC	23,500.00 kWh	80,206 KBtu	1.356 KBtu/SqFt	\$2,698.08	\$0.115 /kWh	\$0.046 /SqFt
NATURALGAS	222.00 CCF	22,866 KBtu	0.387 KBtu/SqFt	\$238.91	\$1.076 /CCF	\$0.004 /SqFt
SEWER	73.00 CCF			\$456.99	\$6.260 /CCF	\$0.008 /SqFt
WATER	231.00 CCF			\$830.77	\$3.596 /CCF	\$0.014 /SqFt
Totals:		103,072 KBtu	1.743 KBtu/SqFt	\$4,224.75		

Energy

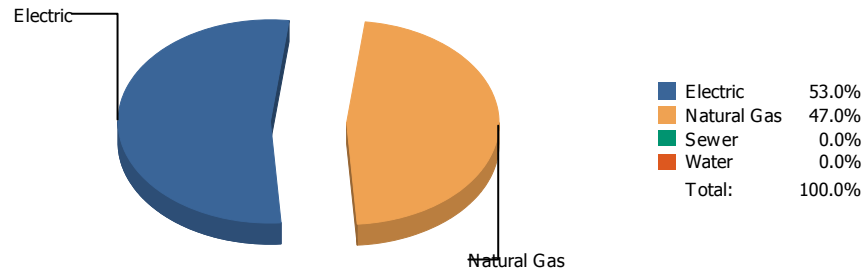


Cost

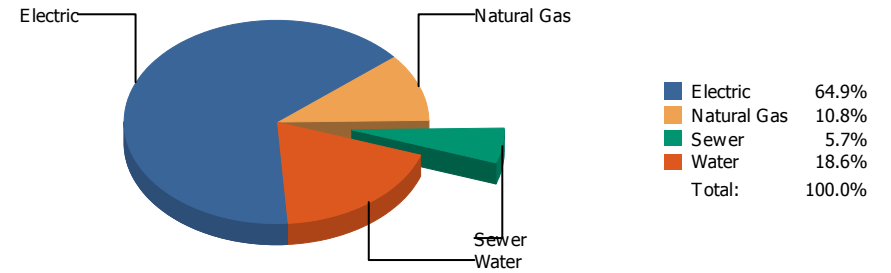


Commodity	Common Use	Energy Use	Energy Use / Area	Total Cost	Cost / Unit	Cost / Area
Place: [BROWN] BROWN MIDDLE SCHOOL 056 [BUILDING]						
Area: 173,263 SqFt						
Billing Period: Apr 2018						
ELECTRIC	92,800.00 kWh	316,726 KBtu	1.828 KBtu/SqFt	\$9,923.37	\$0.107 /kWh	\$0.057 /SqFt
NATURALGAS	2,327.00 CCF	239,681 KBtu	1.383 KBtu/SqFt	\$1,259.89	\$0.541 /CCF	\$0.007 /SqFt
SEWER	697.00 CCF			\$1,648.83	\$2.366 /CCF	\$0.010 /SqFt
WATER	540.00 CCF			\$1,549.60	\$2.870 /CCF	\$0.009 /SqFt
Totals:		556,407 KBtu	3.211 KBtu/SqFt	\$14,381.69		

Energy

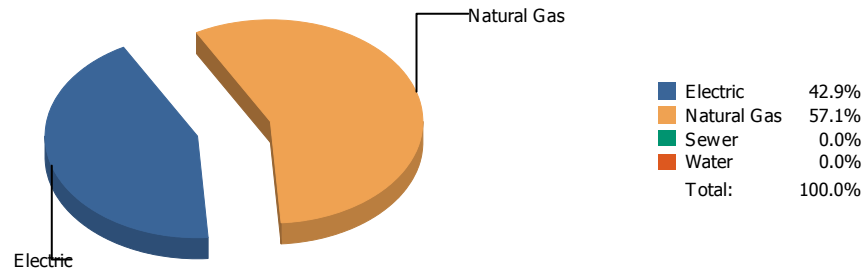


Cost

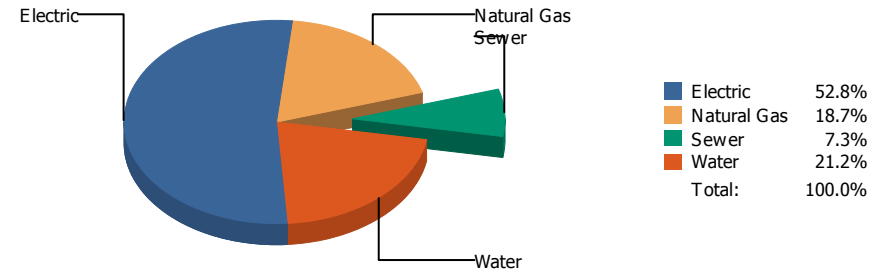


Commodity	Common Use	Energy Use	Energy Use / Area	Total Cost	Cost / Unit	Cost / Area
Place: [BURGES] BURGESS 004 [BUILDING]						
Area: 241,219 SqFt						
Billing Period: Apr 2018						
ELECTRIC	106,597.00 kWh	363,816 KBtu	1.508 KBtu/SqFt	\$11,401.17	\$0.107 /kWh	\$0.047 /SqFt
NATURALGAS	3,128.00 CCF	322,184 KBtu	1.336 KBtu/SqFt	\$1,898.68	\$0.607 /CCF	\$0.008 /SqFt
SEWER	247.00 CCF			\$995.51	\$4.030 /CCF	\$0.004 /SqFt
WATER	684.00 CCF			\$3,263.46	\$4.771 /CCF	\$0.013 /SqFt
Totals:		686,000 KBtu	2.844 KBtu/SqFt	\$17,558.82		

Energy

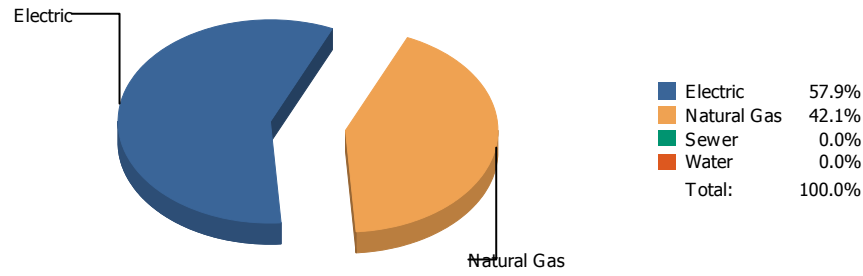


Cost

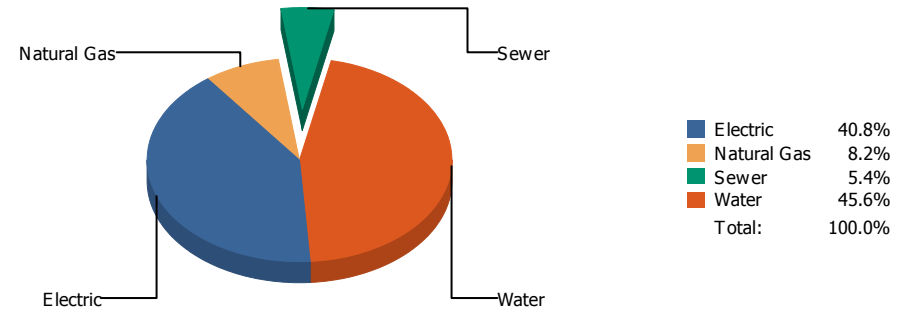


Commodity	Common Use	Energy Use	Energy Use / Area	Total Cost	Cost / Unit	Cost / Area
Place: [BURLESON] BURLESON 107 [BUILDING]						
Area: 73,772 SqFt						
Billing Period: Apr 2018						
ELECTRIC	20,957.00 kWh	71,526 KBtu	0.970 KBtu/SqFt	\$2,345.93	\$0.112 /kWh	\$0.032 /SqFt
NATURALGAS	923.00 CCF	95,069 KBtu	1.289 KBtu/SqFt	\$831.11	\$0.900 /CCF	\$0.011 /SqFt
SEWER	73.00 CCF			\$325.97	\$4.465 /CCF	\$0.004 /SqFt
WATER	260.00 CCF			\$943.64	\$3.629 /CCF	\$0.013 /SqFt
Totals:		166,595 KBtu	2.258 KBtu/SqFt	\$4,446.65		

Energy

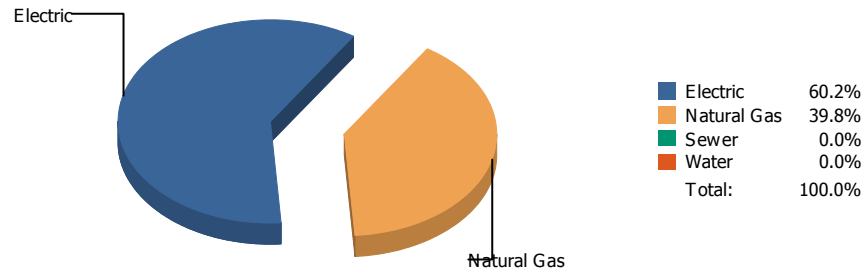


Cost

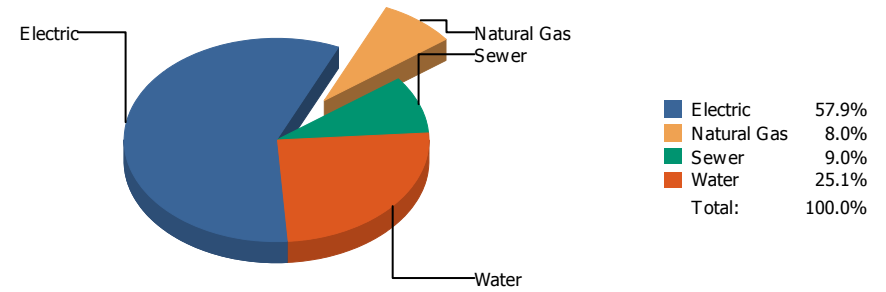


Commodity	Common Use	Energy Use	Energy Use / Area	Total Cost	Cost / Unit	Cost / Area
Place: [BURNET] BURNET 108 [BUILDING]						
Area: 50,520 SqFt						
Billing Period: Apr 2018						
ELECTRIC	20,924.00 kWh	71,414 KBtu	1.414 KBtu/SqFt	\$2,525.34	\$0.121 /kWh	\$0.050 /SqFt
NATURALGAS	505.00 CCF	52,015 KBtu	1.030 KBtu/SqFt	\$509.27	\$1.008 /CCF	\$0.010 /SqFt
SEWER	78.00 CCF			\$335.52	\$4.302 /CCF	\$0.007 /SqFt
WATER	552.00 CCF			\$2,825.20	\$5.118 /CCF	\$0.056 /SqFt
Totals:		123,429 KBtu	2.443 KBtu/SqFt	\$6,195.33		

Energy

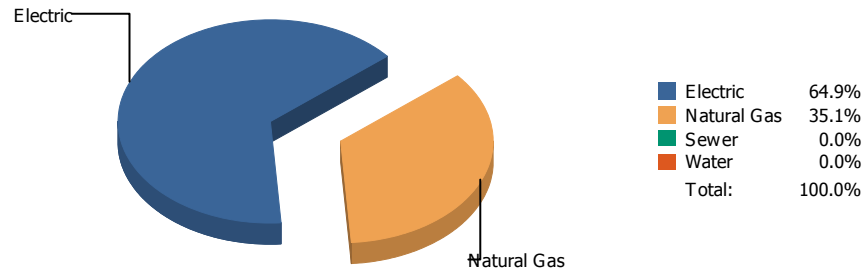


Cost

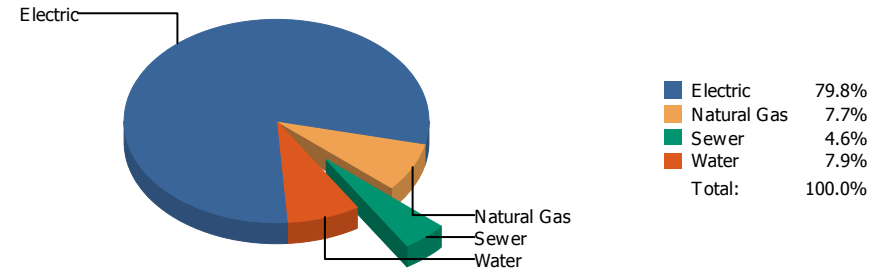


Commodity	Common Use	Energy Use	Energy Use / Area	Total Cost	Cost / Unit	Cost / Area
Place: [CANYON HILLS] CANYON HILLS 043 [BUILDING]						
Area: 133,149 SqFt						
Billing Period: Apr 2018						
ELECTRIC	66,430.00 kWh	226,726 KBtu	1.703 KBtu/SqFt	\$7,184.11	\$0.108 /kWh	\$0.054 /SqFt
NATURALGAS	1,457.00 CCF	150,071 KBtu	1.127 KBtu/SqFt	\$992.72	\$0.681 /CCF	\$0.007 /SqFt
SEWER	250.00 CCF			\$1,112.62	\$4.450 /CCF	\$0.008 /SqFt
WATER	700.00 CCF			\$3,117.76	\$4.454 /CCF	\$0.023 /SqFt
Totals:		376,797 KBtu	2.830 KBtu/SqFt	\$12,407.21		

Energy

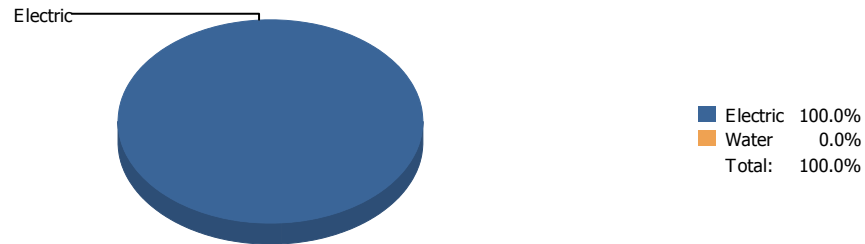


Cost

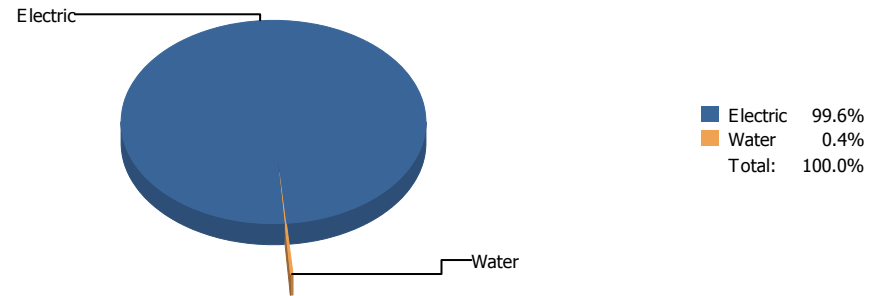


Commodity	Common Use	Energy Use	Energy Use / Area	Total Cost	Cost / Unit	Cost / Area
Place: [CAREER] CAREER AND TECHNOLOGY [BUILDING]						
Area: 146,485 SqFt						
Billing Period: Apr 2018						
ELECTRIC	96,897.00 kWh	330,709 KBtu	2.258 KBtu/SqFt	\$10,371.96	\$0.107 /kWh	\$0.071 /SqFt
NATURALGAS	1,739.00 CCF	179,117 KBtu	1.223 KBtu/SqFt	\$1,000.66	\$0.575 /CCF	\$0.007 /SqFt
SEWER	167.00 CCF			\$599.28	\$3.589 /CCF	\$0.004 /SqFt
WATER	290.00 CCF			\$1,027.21	\$3.542 /CCF	\$0.007 /SqFt
Totals:		509,826 KBtu	3.480 KBtu/SqFt	\$12,999.11		

Energy

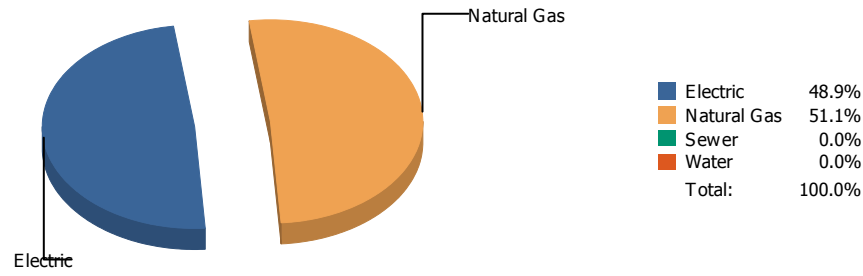


Cost

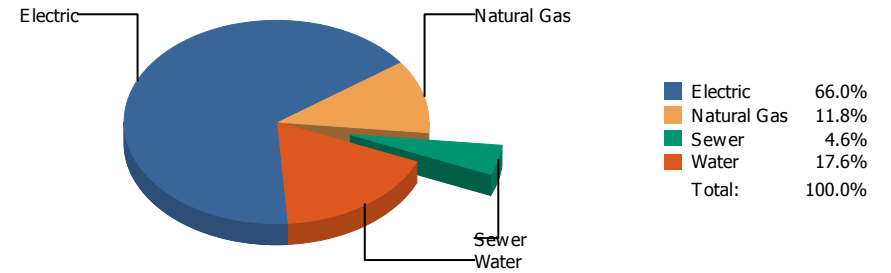


Commodity	Common Use	Energy Use	Energy Use / Area	Total Cost	Cost / Unit	Cost / Area
Place: [CHAPIN] CHAPIN 012 [BUILDING]						
Area: 273,727 SqFt						
Billing Period: Apr 2018						
ELECTRIC	361,232.00 kWh	1,232,885 KBtu	4.504 KBtu/SqFt	\$34,121.88	\$0.094 /kWh	\$0.125 /SqFt
WATER	10.00 CCF			\$131.08	\$13.108 /CCF	\$0.000 /SqFt
Totals:		1,232,885 KBtu	4.504 KBtu/SqFt	\$34,252.96		

Energy

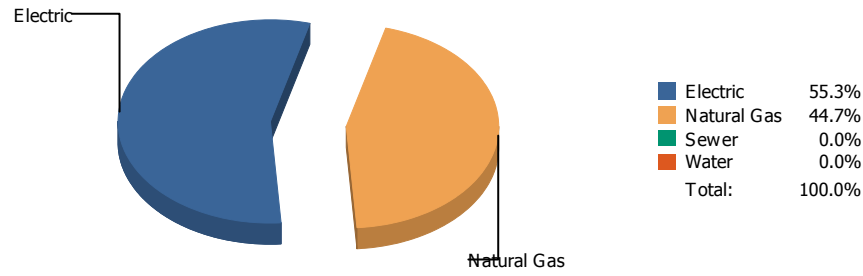


Cost

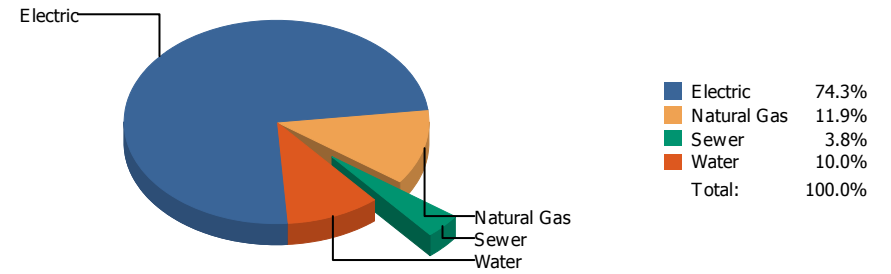


Commodity	Common Use	Energy Use	Energy Use / Area	Total Cost	Cost / Unit	Cost / Area
Place: [CHARLES] H.E. CHARLES 045 [BUILDING]						
Area: 107,867 SqFt						
Billing Period: Apr 2018						
ELECTRIC	74,947.00 kWh	255,794 KBtu	2.371 KBtu/SqFt	\$8,685.00	\$0.116 /kWh	\$0.080 /SqFt
NATURALGAS	2,599.00 CCF	267,697 KBtu	2.482 KBtu/SqFt	\$1,555.87	\$0.599 /CCF	\$0.014 /SqFt
SEWER	149.00 CCF			\$602.15	\$4.041 /CCF	\$0.006 /SqFt
WATER	492.00 CCF			\$2,312.52	\$4.700 /CCF	\$0.021 /SqFt
Totals:		523,491 KBtu	4.853 KBtu/SqFt	\$13,155.54		

Energy

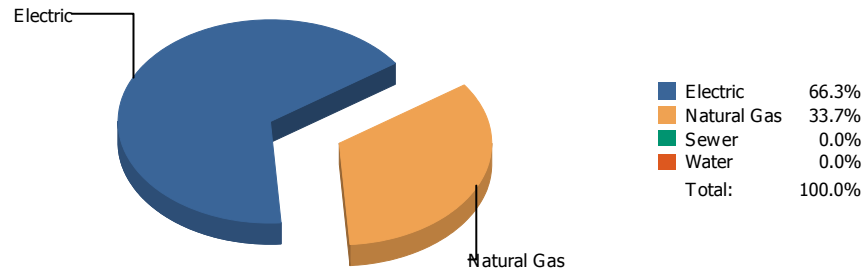


Cost

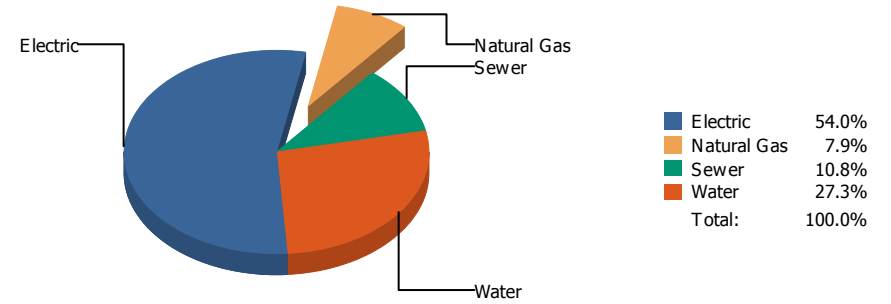


Commodity	Common Use	Energy Use	Energy Use / Area	Total Cost	Cost / Unit	Cost / Area
Place: [CIELO VI] CIELO VISTA 151 [BUILDING]						
Area: 66,034 SqFt						
Billing Period: Apr 2018						
ELECTRIC	58,440.00 kWh	199,456 KBtu	3.021 KBtu/SqFt	\$6,348.61	\$0.109 /kWh	\$0.096 /SqFt
NATURALGAS	1,567.00 CCF	161,401 KBtu	2.444 KBtu/SqFt	\$1,020.50	\$0.651 /CCF	\$0.015 /SqFt
SEWER	61.00 CCF			\$322.69	\$5.290 /CCF	\$0.005 /SqFt
WATER	206.00 CCF			\$853.48	\$4.143 /CCF	\$0.013 /SqFt
Totals:		360,857 KBtu	5.465 KBtu/SqFt	\$8,545.28		

Energy

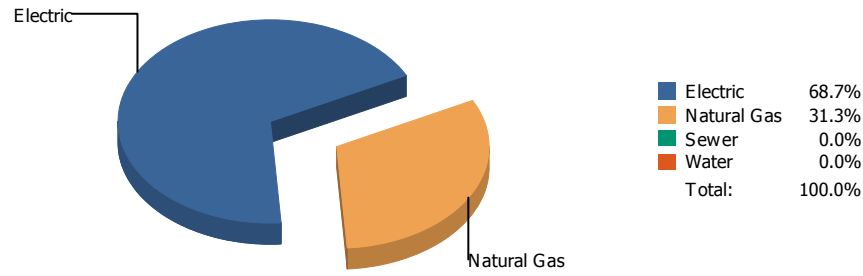


Cost

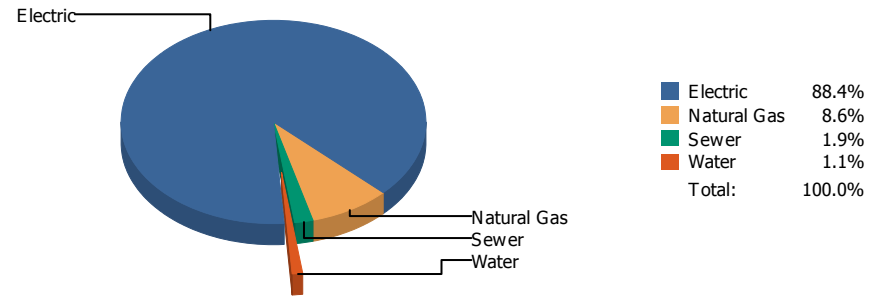


Commodity	Common Use	Energy Use	Energy Use / Area	Total Cost	Cost / Unit	Cost / Area
Place: [CLARDY] CLARDY 109 [BUILDING]						
Area: 70,700 SqFt						
Billing Period: Apr 2018						
ELECTRIC	25,269.00 kWh	86,243 KBtu	1.220 KBtu/SqFt	\$3,173.16	\$0.126 /kWh	\$0.045 /SqFt
NATURALGAS	426.00 CCF	43,878 KBtu	0.621 KBtu/SqFt	\$462.32	\$1.085 /CCF	\$0.006 /SqFt
SEWER	174.00 CCF			\$631.79	\$3.631 /CCF	\$0.009 /SqFt
WATER	418.00 CCF			\$1,604.43	\$3.838 /CCF	\$0.023 /SqFt
Totals:		130,121 KBtu	1.840 KBtu/SqFt	\$5,871.70		

Energy

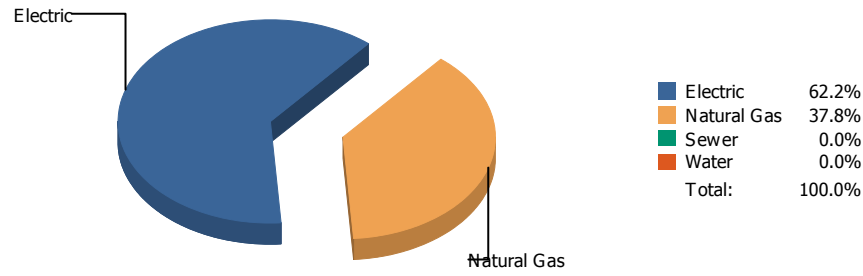


Cost

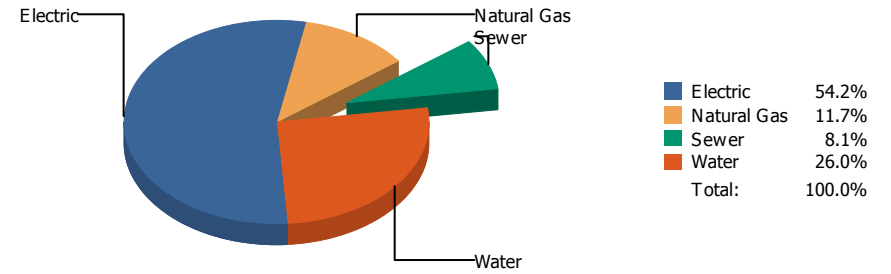


Commodity	Common Use	Energy Use	Energy Use / Area	Total Cost	Cost / Unit	Cost / Area
Place: [CLENDENIN] CLENDENIN 149 [BUILDING]						
Area: 62,721 SqFt						
Billing Period: Apr 2018						
ELECTRIC	40,774.00 kWh	139,162 KBtu	2.219 KBtu/SqFt	\$4,545.38	\$0.111 /kWh	\$0.072 /SqFt
NATURALGAS	616.00 CCF	63,448 KBtu	1.012 KBtu/SqFt	\$441.19	\$0.716 /CCF	\$0.007 /SqFt
SEWER	1.00 CCF			\$95.18	\$95.180 /CCF	\$0.002 /SqFt
WATER	1.00 CCF			\$57.89	\$57.890 /CCF	\$0.001 /SqFt
Totals:		202,610 KBtu	3.230 KBtu/SqFt	\$5,139.64		

Energy

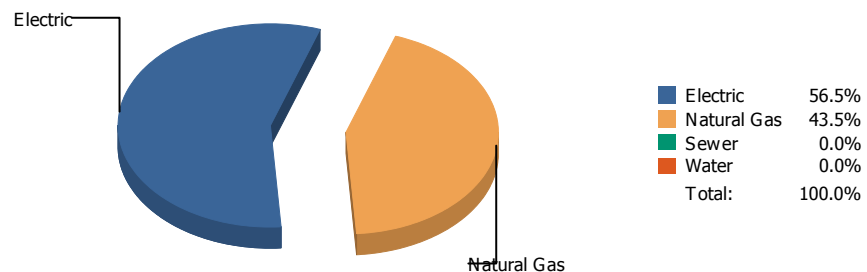


Cost

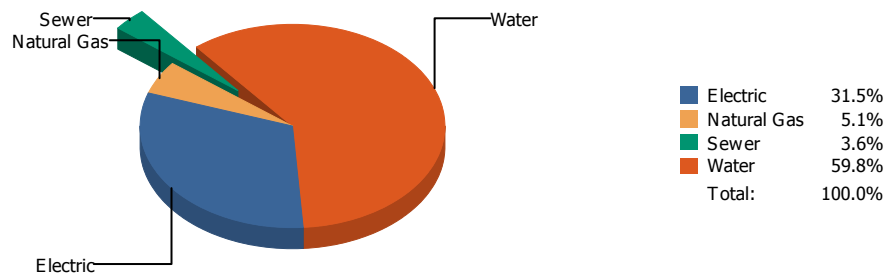


Commodity	Common Use	Energy Use	Energy Use / Area	Total Cost	Cost / Unit	Cost / Area
Place: [COLDWELL] COLDWELL 110 [BUILDING]						
Area: 67,310 SqFt						
Billing Period: Apr 2018						
ELECTRIC	26,294.00 kWh	89,741 KBtu	1.333 KBtu/SqFt	\$2,985.37	\$0.114 /kWh	\$0.044 /SqFt
NATURALGAS	530.00 CCF	54,590 KBtu	0.811 KBtu/SqFt	\$645.70	\$1.218 /CCF	\$0.010 /SqFt
SEWER	97.00 CCF			\$445.94	\$4.597 /CCF	\$0.006 /SqFt
WATER	235.00 CCF			\$1,434.58	\$6.105 /CCF	\$0.021 /SqFt
Totals:		144,331 KBtu	2.144 KBtu/SqFt	\$5,511.59		

Energy

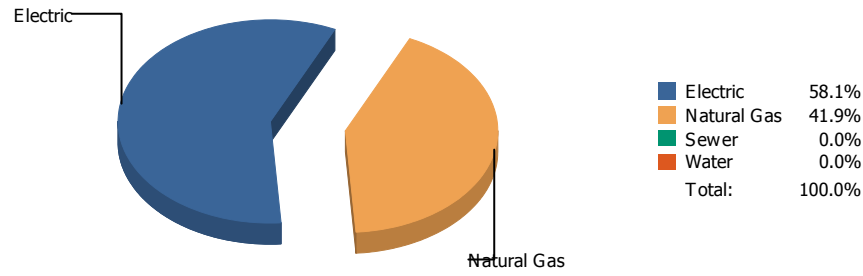


Cost

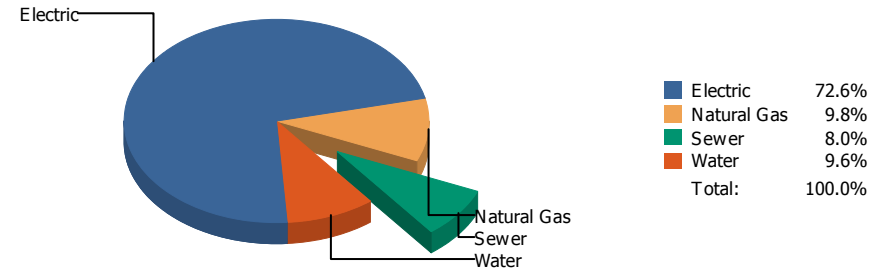


Commodity	Common Use	Energy Use	Energy Use / Area	Total Cost	Cost / Unit	Cost / Area
Place: [COLLINS] COLLINS 142 [BUILDING]						
Area: 81,245 SqFt						
Billing Period: Apr 2018						
ELECTRIC	42,171.00 kWh	143,930 KBtu	1.772 KBtu/SqFt	\$4,868.31	\$0.115 /kWh	\$0.060 /SqFt
NATURALGAS	1,076.00 CCF	110,828 KBtu	1.364 KBtu/SqFt	\$793.86	\$0.738 /CCF	\$0.010 /SqFt
SEWER	180.00 CCF			\$549.98	\$3.055 /CCF	\$0.007 /SqFt
WATER	1,485.00 CCF			\$9,247.77	\$6.227 /CCF	\$0.114 /SqFt
Totals:		254,758 KBtu	3.136 KBtu/SqFt	\$15,459.92		

Energy

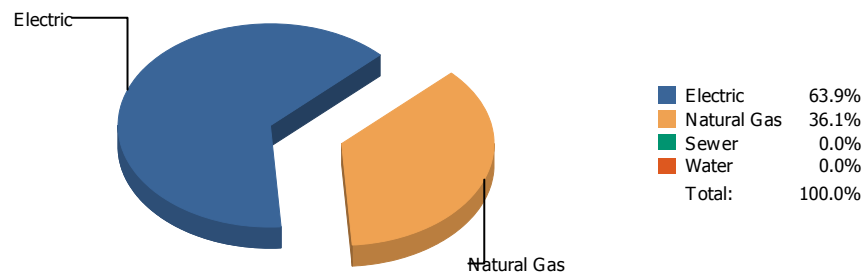


Cost

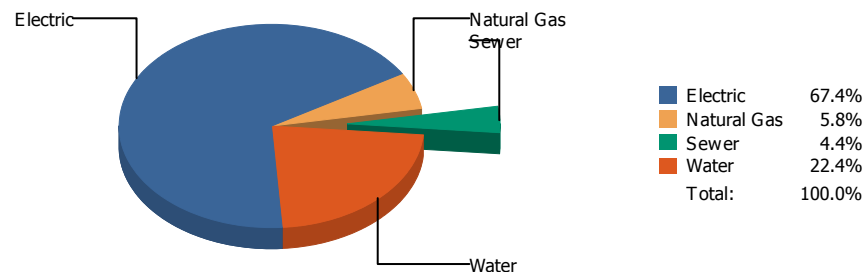


Commodity	Common Use	Energy Use	Energy Use / Area	Total Cost	Cost / Unit	Cost / Area
Place: [COOLEY] COOLEY 111 [BUILDING]						
Area: 95,590 SqFt						
Billing Period: Apr 2018						
ELECTRIC	64,400.00 kWh	219,797 KBtu	2.299 KBtu/SqFt	\$7,432.67	\$0.115 /kWh	\$0.078 /SqFt
NATURALGAS	1,540.00 CCF	158,620 KBtu	1.659 KBtu/SqFt	\$1,002.77	\$0.651 /CCF	\$0.010 /SqFt
SEWER	137.00 CCF			\$821.79	\$5.998 /CCF	\$0.008 /SqFt
WATER	211.00 CCF			\$980.86	\$4.649 /CCF	\$0.010 /SqFt
Totals:		378,417 KBtu	3.959 KBtu/SqFt	\$10,238.09		

Energy

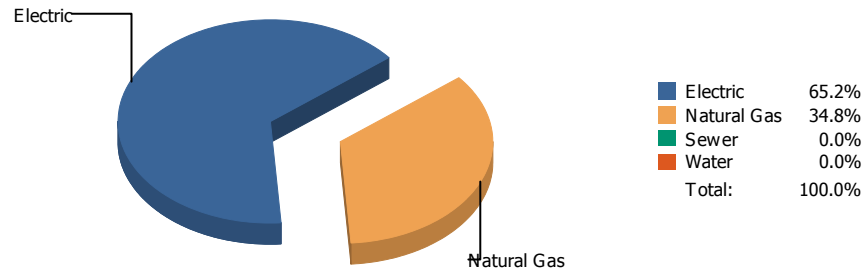


Cost

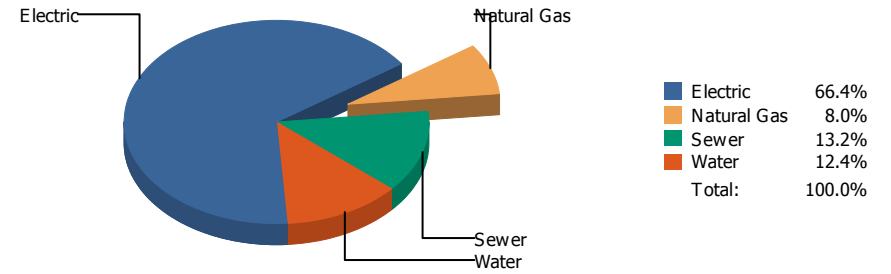


Commodity	Common Use	Energy Use	Energy Use / Area	Total Cost	Cost / Unit	Cost / Area
Place: [CORONADO] CORONADO 005 [BUILDING]						
Area: 406,757 SqFt						
Billing Period: Apr 2018						
ELECTRIC	172,627.00 kWh	589,176 KBtu	1.448 KBtu/SqFt	\$21,783.06	\$0.126 /kWh	\$0.053 /SqFt
NATURALGAS	3,234.00 CCF	333,102 KBtu	0.819 KBtu/SqFt	\$1,869.02	\$0.578 /CCF	\$0.005 /SqFt
SEWER	504.00 CCF			\$1,418.89	\$2.815 /CCF	\$0.003 /SqFt
WATER	2,701.00 CCF			\$7,232.17	\$2.678 /CCF	\$0.017 /SqFt
Totals:		922,278 KBtu	2.267 KBtu/SqFt	\$32,303.14		

Energy

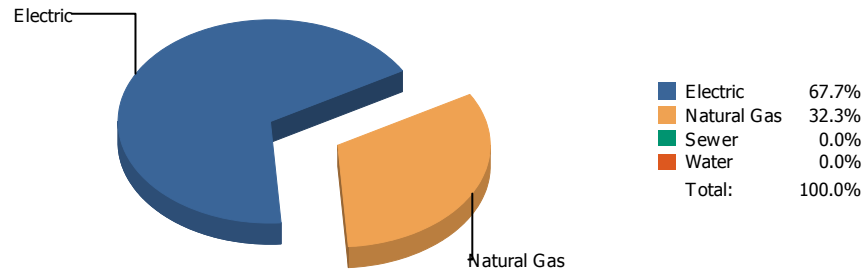


Cost

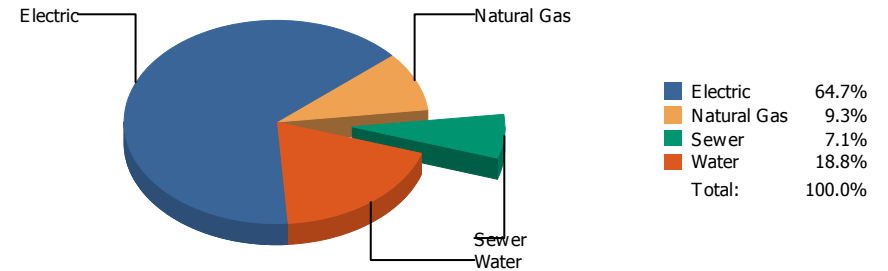


Commodity	Common Use	Energy Use	Energy Use / Area	Total Cost	Cost / Unit	Cost / Area
Place: [CROCKETT_1] CROCKETT 112 [BUILDING]						
Area: 92,585 SqFt						
Billing Period: Apr 2018						
ELECTRIC	29,041.00 kWh	99,117 KBtu	1.071 KBtu/SqFt	\$3,254.69	\$0.112 /kWh	\$0.035 /SqFt
NATURALGAS	513.00 CCF	52,839 KBtu	0.571 KBtu/SqFt	\$389.86	\$0.760 /CCF	\$0.004 /SqFt
SEWER	191.00 CCF			\$644.62	\$3.375 /CCF	\$0.007 /SqFt
WATER	148.00 CCF			\$609.11	\$4.116 /CCF	\$0.006 /SqFt
Totals:		151,956 KBtu	1.641 KBtu/SqFt	\$4,898.28		

Energy

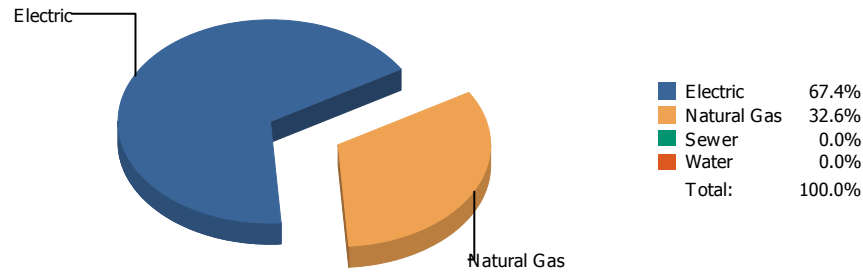


Cost

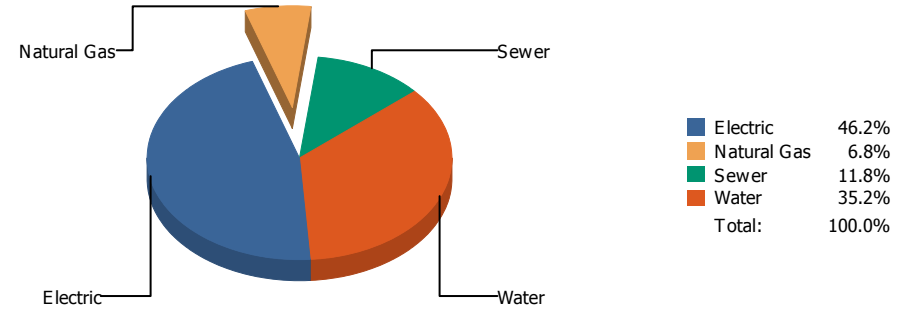


Commodity	Common Use	Energy Use	Energy Use / Area	Total Cost	Cost / Unit	Cost / Area
Place: [CROSBY] CROSBY 113 [BUILDING]						
Area: 83,100 SqFt						
Billing Period: Apr 2018						
ELECTRIC	34,870.00 kWh	119,011 KBtu	1.432 KBtu/SqFt	\$3,700.72	\$0.106 /kWh	\$0.044 /SqFt
NATURALGAS	551.00 CCF	56,753 KBtu	0.683 KBtu/SqFt	\$532.35	\$0.966 /CCF	\$0.006 /SqFt
SEWER	116.00 CCF			\$408.10	\$3.518 /CCF	\$0.005 /SqFt
WATER	300.00 CCF			\$1,077.10	\$3.590 /CCF	\$0.013 /SqFt
Totals:		175,764 KBtu	2.115 KBtu/SqFt	\$5,718.27		

Energy

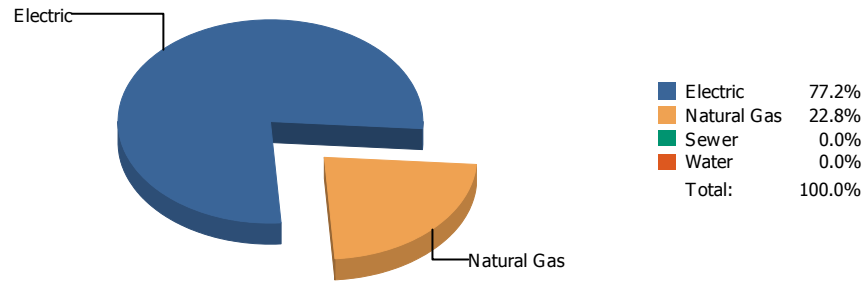


Cost

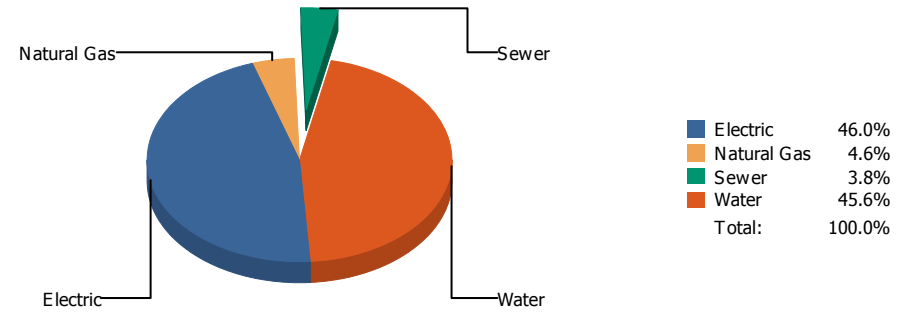


Commodity	Common Use	Energy Use	Energy Use / Area	Total Cost	Cost / Unit	Cost / Area
Place: [DOUGLASS] DOUGLASS 114 [BUILDING]						
Area: 86,903 SqFt						
Billing Period: Apr 2018						
ELECTRIC	26,700.00 kWh	91,127 KBtu	1.049 KBtu/SqFt	\$3,166.71	\$0.119 /kWh	\$0.036 /SqFt
NATURALGAS	428.00 CCF	44,084 KBtu	0.507 KBtu/SqFt	\$463.33	\$1.083 /CCF	\$0.005 /SqFt
SEWER	289.00 CCF			\$809.21	\$2.800 /CCF	\$0.009 /SqFt
WATER	702.00 CCF			\$2,411.53	\$3.435 /CCF	\$0.028 /SqFt
Totals:		135,211 KBtu	1.556 KBtu/SqFt	\$6,850.78		

Energy

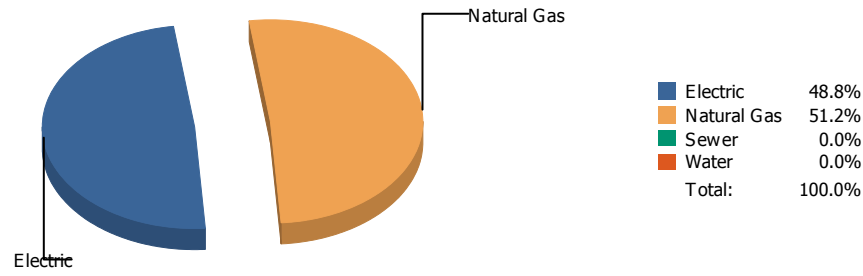


Cost

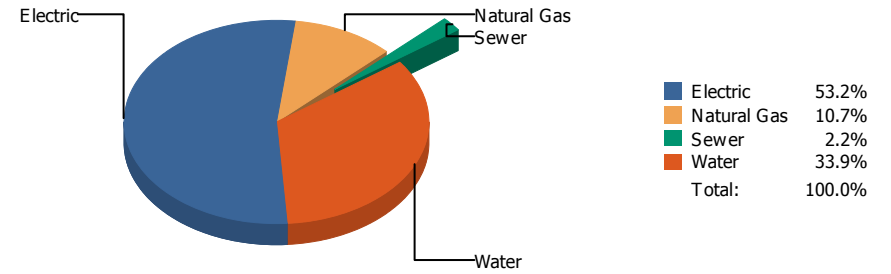


Commodity	Common Use	Energy Use	Energy Use / Area	Total Cost	Cost / Unit	Cost / Area
Place: [DOWELL] DOWELL 115 [BUILDING]						
Area: 55,801 SqFt						
Billing Period: Apr 2018						
ELECTRIC	22,104.00 kWh	75,441 KBtu	1.352 KBtu/SqFt	\$2,357.51	\$0.107 /kWh	\$0.042 /SqFt
NATURALGAS	216.00 CCF	22,248 KBtu	0.399 KBtu/SqFt	\$235.54	\$1.090 /CCF	\$0.004 /SqFt
SEWER	64.00 CCF			\$196.37	\$3.068 /CCF	\$0.004 /SqFt
WATER	625.00 CCF			\$2,335.14	\$3.736 /CCF	\$0.042 /SqFt
Totals:		97,689 KBtu	1.751 KBtu/SqFt	\$5,124.56		

Energy

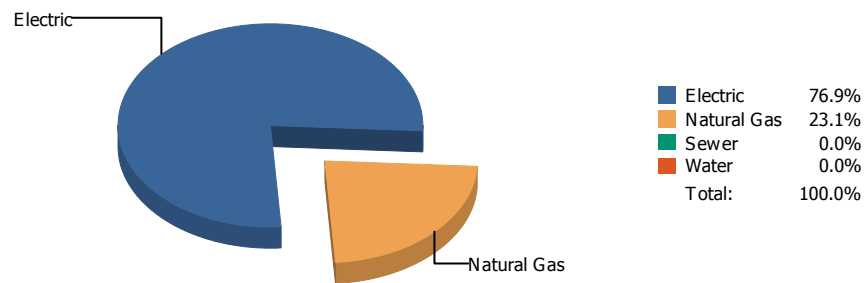


Cost

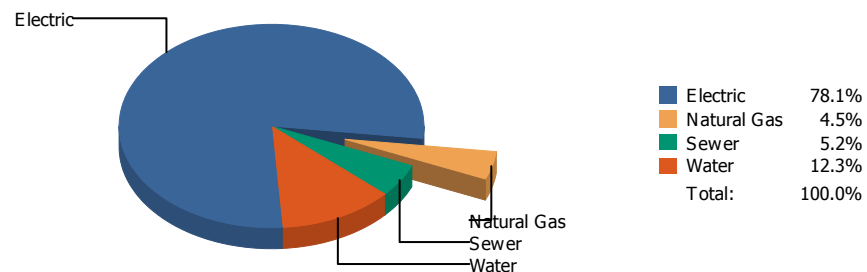


Commodity	Common Use	Energy Use	Energy Use / Area	Total Cost	Cost / Unit	Cost / Area
Place: [DRHORNEDOMIDDLESCHOOL_1] DR. HORNEDO MIDDLE SCHOOL 058 [BUILDING]						
Area: 184,871 SqFt						
Billing Period: Apr 2018						
ELECTRIC	112,154.00 kWh	382,782 KBtu	2.071 KBtu/SqFt	\$10,063.55	\$0.090 /kWh	\$0.054 /SqFt
NATURALGAS	3,902.00 CCF	401,906 KBtu	2.174 KBtu/SqFt	\$2,021.71	\$0.518 /CCF	\$0.011 /SqFt
SEWER	54.00 CCF			\$420.70	\$7.791 /CCF	\$0.002 /SqFt
WATER	1,210.00 CCF			\$6,413.31	\$5.300 /CCF	\$0.035 /SqFt
Totals:		784,688 KBtu	4.245 KBtu/SqFt	\$18,919.27		

Energy

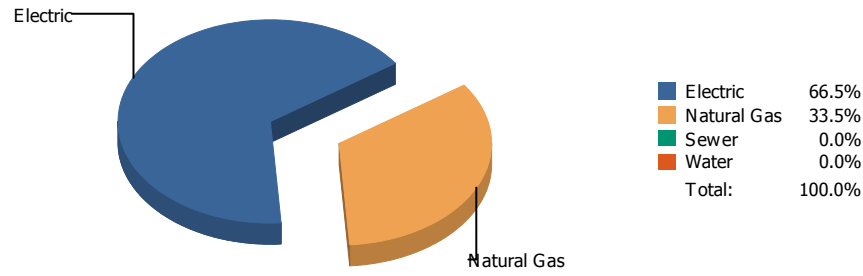


Cost

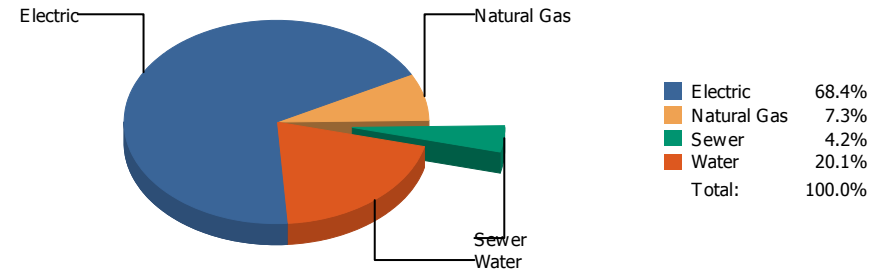


Commodity	Common Use	Energy Use	Energy Use / Area	Total Cost	Cost / Unit	Cost / Area
Place: [ED CENTER] ED CENTER 919 [BUILDING]						
Area: 220,243 SqFt						
Billing Period: Apr 2018						
ELECTRIC	254,070.00 kWh	867,141 KBtu	3.937 KBtu/SqFt	\$25,952.05	\$0.102 /kWh	\$0.117 /SqFt
NATURALGAS	2,533.00 CCF	260,899 KBtu	1.185 KBtu/SqFt	\$1,483.07	\$0.585 /CCF	\$0.007 /SqFt
SEWER	487.00 CCF			\$1,714.58	\$3.521 /CCF	\$0.008 /SqFt
WATER	775.00 CCF			\$4,080.60	\$5.265 /CCF	\$0.018 /SqFt
Totals:		1,128,040 KBtu	5.122 KBtu/SqFt	\$33,230.30		

Energy

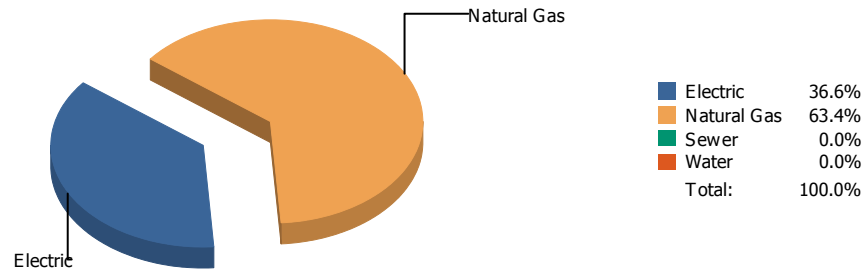


Cost

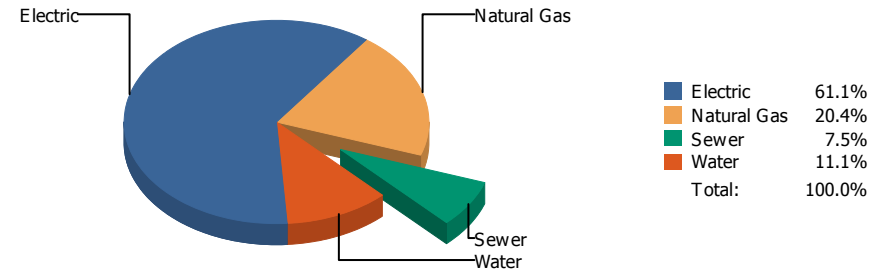


Commodity	Common Use	Energy Use	Energy Use / Area	Total Cost	Cost / Unit	Cost / Area
Place: [EL PASO] EL PASO HIGH 006 [BUILDING]						
Area: 236,062 SqFt						
Billing Period: Apr 2018						
ELECTRIC	136,052.00 kWh	464,345 KBtu	1.967 KBtu/SqFt	\$16,748.27	\$0.123 /kWh	\$0.071 /SqFt
NATURALGAS	2,276.00 CCF	234,428 KBtu	0.993 KBtu/SqFt	\$1,783.63	\$0.784 /CCF	\$0.007 /SqFt
SEWER	219.00 CCF			\$1,035.30	\$4.727 /CCF	\$0.004 /SqFt
WATER	1,023.00 CCF			\$4,910.91	\$4.800 /CCF	\$0.020 /SqFt
Totals:		698,773 KBtu	2.960 KBtu/SqFt	\$24,478.11		

Energy

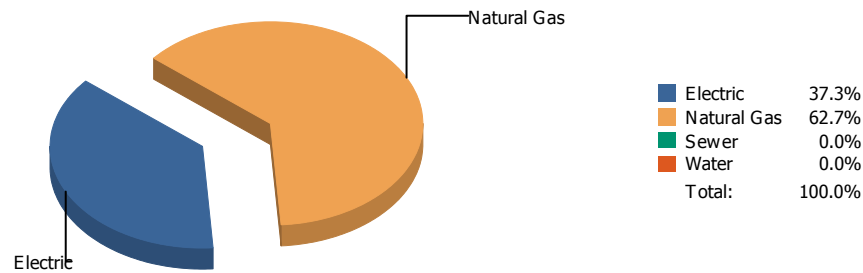


Cost

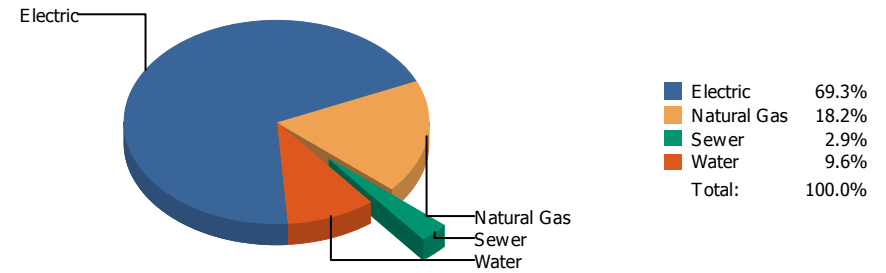


Commodity	Common Use	Energy Use	Energy Use / Area	Total Cost	Cost / Unit	Cost / Area
Place: [FANNIN] FANNIN 116 [BUILDING]						
Area: 73,291 SqFt						
Billing Period: Apr 2018						
ELECTRIC	36,841.00 kWh	125,738 KBtu	1.716 KBtu/SqFt	\$4,287.80	\$0.116 /kWh	\$0.058 /SqFt
NATURALGAS	2,111.00 CCF	217,433 KBtu	2.967 KBtu/SqFt	\$1,433.04	\$0.679 /CCF	\$0.019 /SqFt
SEWER	118.00 CCF			\$524.83	\$4.448 /CCF	\$0.007 /SqFt
WATER	189.00 CCF			\$776.26	\$4.107 /CCF	\$0.010 /SqFt
Totals:		343,171 KBtu	4.682 KBtu/SqFt	\$7,021.93		

Energy

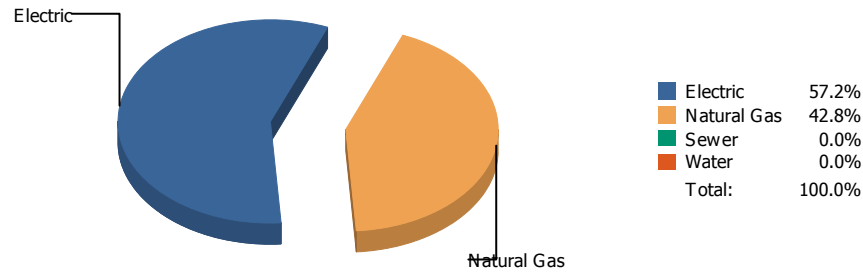


Cost

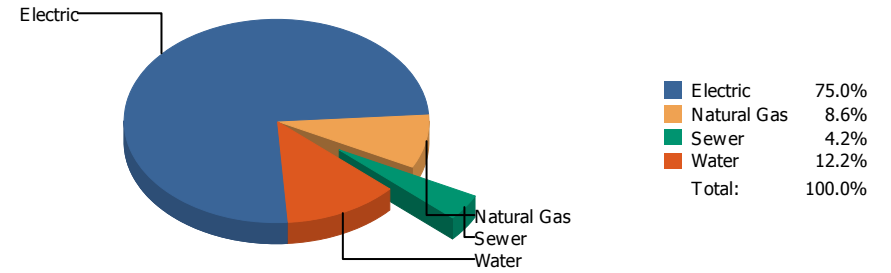


Commodity	Common Use	Energy Use	Energy Use / Area	Total Cost	Cost / Unit	Cost / Area
Place: [FRANKLIN] FRANKLIN HIGH SCHOOL 010 [BUILDING]						
Area: 329,377 SqFt						
Billing Period: Apr 2018						
ELECTRIC	230,990.00 kWh	788,369 KBtu	2.394 KBtu/SqFt	\$24,727.91	\$0.107 /kWh	\$0.075 /SqFt
NATURALGAS	12,862.00 CCF	1,324,786 KBtu	4.022 KBtu/SqFt	\$6,482.64	\$0.504 /CCF	\$0.020 /SqFt
SEWER	381.00 CCF			\$1,045.27	\$2.743 /CCF	\$0.003 /SqFt
WATER	960.00 CCF			\$3,414.60	\$3.557 /CCF	\$0.010 /SqFt
Totals:		2,113,155 KBtu	6.416 KBtu/SqFt	\$35,670.42		

Energy

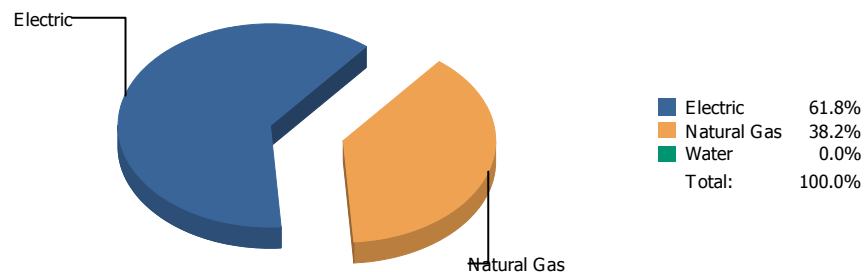


Cost

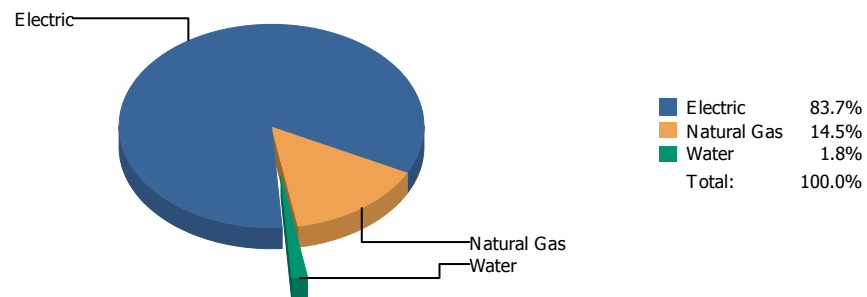


Commodity	Common Use	Energy Use	Energy Use / Area	Total Cost	Cost / Unit	Cost / Area
Place: [FRANKLIN9THGRADECENTER_2] FRANKLIN 9TH GRADE CENTER 053 [BUILDING]						
Area: 193,158 SqFt						
Billing Period: Apr 2018						
ELECTRIC	87,000.00 kWh	296,931 KBtu	1.537 KBtu/SqFt	\$10,522.18	\$0.121 /kWh	\$0.054 /SqFt
NATURALGAS	2,153.00 CCF	221,759 KBtu	1.148 KBtu/SqFt	\$1,206.85	\$0.561 /CCF	\$0.006 /SqFt
SEWER	143.00 CCF			\$590.69	\$4.131 /CCF	\$0.003 /SqFt
WATER	703.00 CCF			\$1,705.20	\$2.426 /CCF	\$0.009 /SqFt
Totals:		518,690 KBtu	2.685 KBtu/SqFt	\$14,024.92		

Energy

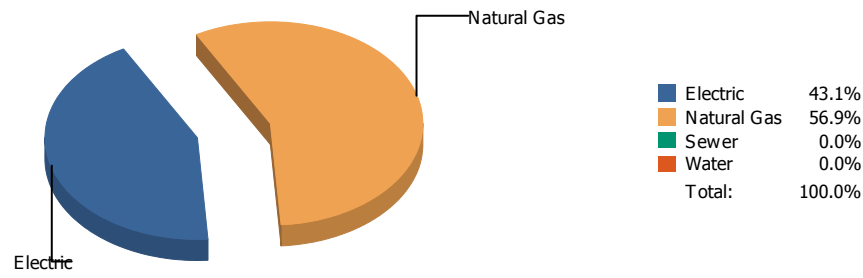


Cost

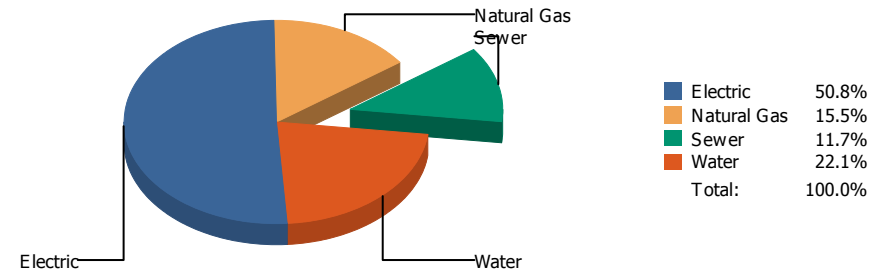


Commodity	Common Use	Energy Use	Energy Use / Area	Total Cost	Cost / Unit	Cost / Area
Place: [GAMBLE] JAMES GAMBLE WAREHOUSE [BUILDING]						
Area: 53,241 SqFt						
Billing Period: Apr 2018						
ELECTRIC	30,400.00 kWh	103,755 KBtu	1.949 KBtu/SqFt	\$2,554.37	\$0.084 /kWh	\$0.048 /SqFt
NATURALGAS	622.00 CCF	64,066 KBtu	1.203 KBtu/SqFt	\$444.18	\$0.714 /CCF	\$0.008 /SqFt
WATER	0.00 CCF			\$54.48	\$0.000 /CCF	\$0.001 /SqFt
Totals:		167,821 KBtu	3.152 KBtu/SqFt	\$3,053.03		

Energy

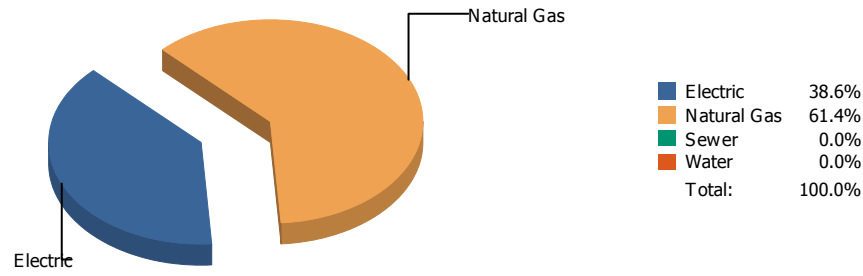


Cost

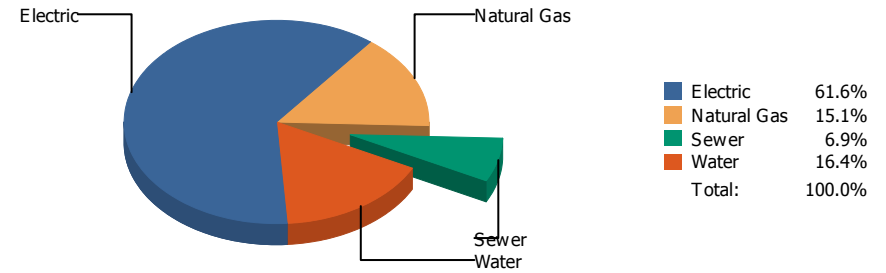


Commodity	Common Use	Energy Use	Energy Use / Area	Total Cost	Cost / Unit	Cost / Area
Place: [GREEN] GREEN ELEMENTARY SCHOOL 162 [BUILDING]						
Area: 88,156 SqFt						
Billing Period: Apr 2018						
ELECTRIC	28,200.00 kWh	96,247 KBtu	1.092 KBtu/SqFt	\$2,861.85	\$0.101 /kWh	\$0.032 /SqFt
NATURALGAS	1,233.00 CCF	126,999 KBtu	1.441 KBtu/SqFt	\$872.12	\$0.707 /CCF	\$0.010 /SqFt
SEWER	130.00 CCF			\$659.13	\$5.070 /CCF	\$0.007 /SqFt
WATER	272.00 CCF			\$1,244.21	\$4.574 /CCF	\$0.014 /SqFt
Totals:		223,246 KBtu	2.532 KBtu/SqFt	\$5,637.31		

Energy

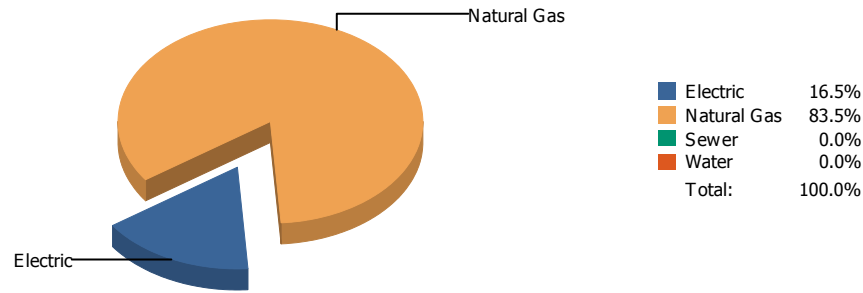


Cost

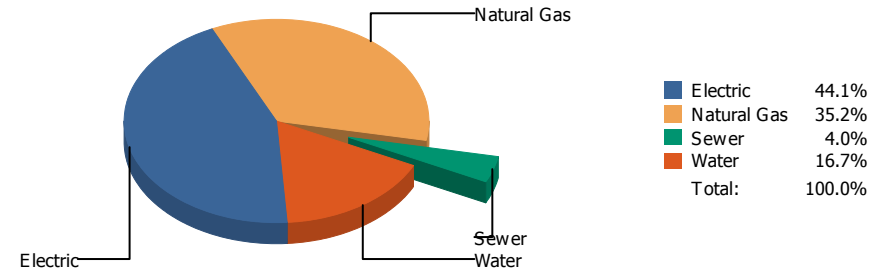


Commodity	Common Use	Energy Use	Energy Use / Area	Total Cost	Cost / Unit	Cost / Area
Place: [GUERRERO] ROSA GUERRERO ELEMENTARY 163 [BUILDING]						
Area: 88,641 SqFt						
Billing Period: Apr 2018						
ELECTRIC	39,980.00 kWh	136,452 KBtu	1.539 KBtu/SqFt	\$5,211.13	\$0.130 /kWh	\$0.059 /SqFt
NATURALGAS	2,103.00 CCF	216,609 KBtu	2.444 KBtu/SqFt	\$1,275.25	\$0.606 /CCF	\$0.014 /SqFt
SEWER	149.00 CCF			\$584.04	\$3.920 /CCF	\$0.006 /SqFt
WATER	484.00 CCF			\$1,391.12	\$2.874 /CCF	\$0.016 /SqFt
Totals:		353,061 KBtu	3.983 KBtu/SqFt	\$8,461.54		

Energy

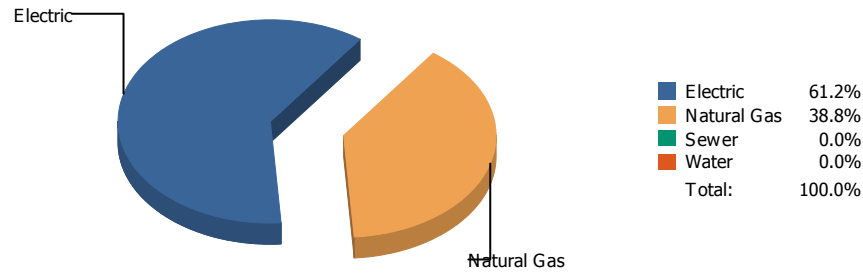


Cost

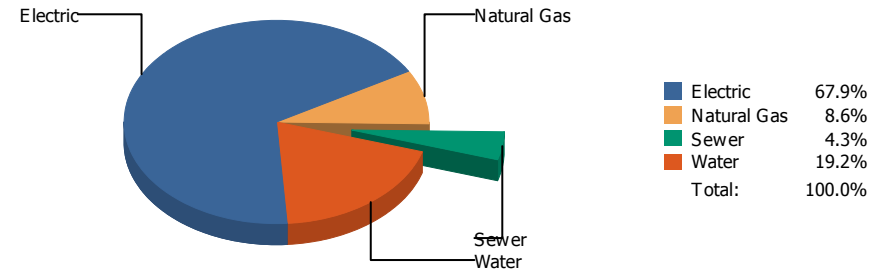


Commodity	Common Use	Energy Use	Energy Use / Area	Total Cost	Cost / Unit	Cost / Area
Place: [GUILLEN] GUILLEN 044 [BUILDING]						
Area: 223,773 SqFt						
Billing Period: Apr 2018						
ELECTRIC	73,648.00 kWh	251,361 KBtu	1.123 KBtu/SqFt	\$7,802.04	\$0.106 /kWh	\$0.035 /SqFt
NATURALGAS	12,333.00 CCF	1,270,299 KBtu	5.677 KBtu/SqFt	\$6,234.10	\$0.505 /CCF	\$0.028 /SqFt
SEWER	214.00 CCF			\$708.19	\$3.309 /CCF	\$0.003 /SqFt
WATER	842.00 CCF			\$2,957.71	\$3.513 /CCF	\$0.013 /SqFt
Totals:		1,521,660 KBtu	6.800 KBtu/SqFt	\$17,702.04		

Energy

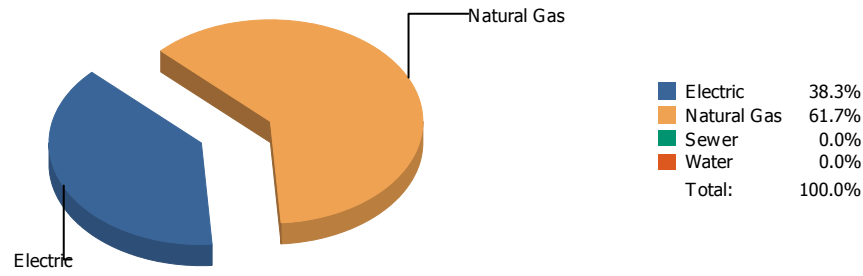


Cost

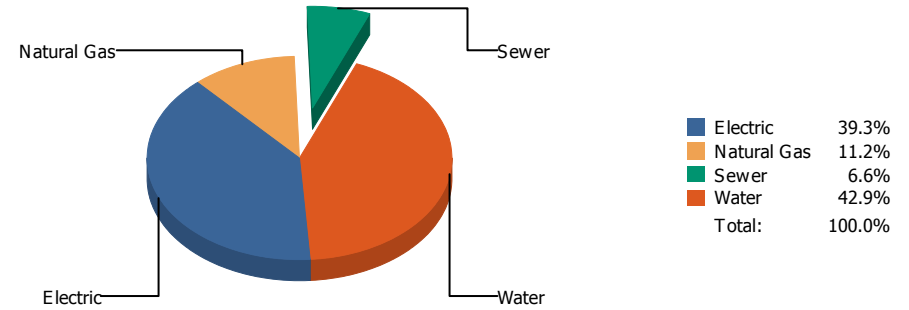


Commodity	Common Use	Energy Use	Energy Use / Area	Total Cost	Cost / Unit	Cost / Area
Place: [HART] HART 118 [BUILDING]						
Area: 63,357 SqFt						
Billing Period: Apr 2018						
ELECTRIC	48,960.00 kWh	167,100 KBtu	2.637 KBtu/SqFt	\$4,982.63	\$0.102 /kWh	\$0.079 /SqFt
NATURALGAS	1,030.00 CCF	106,090 KBtu	1.674 KBtu/SqFt	\$632.45	\$0.614 /CCF	\$0.010 /SqFt
SEWER	58.00 CCF			\$316.96	\$5.465 /CCF	\$0.005 /SqFt
WATER	295.00 CCF			\$1,411.15	\$4.784 /CCF	\$0.022 /SqFt
Totals:		273,190 KBtu	4.312 KBtu/SqFt	\$7,343.19		

Energy

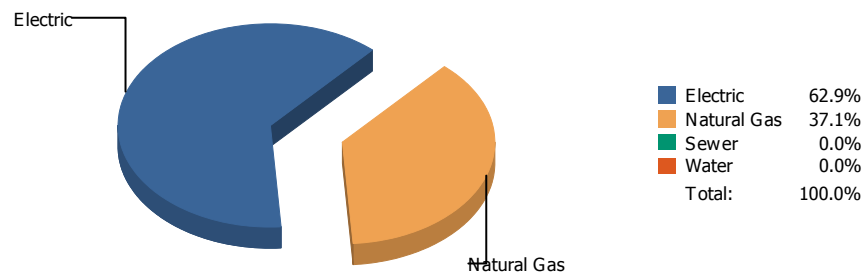


Cost

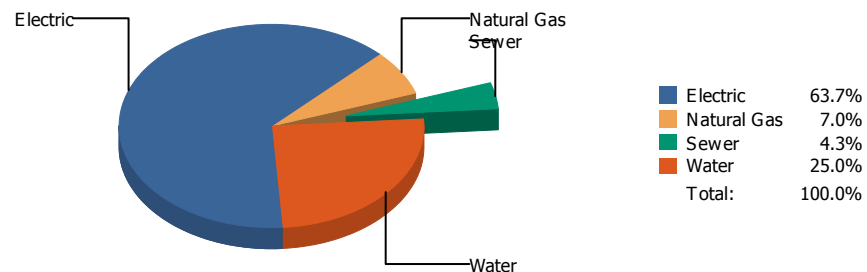


Commodity	Common Use	Energy Use	Energy Use / Area	Total Cost	Cost / Unit	Cost / Area
Place: [HAWKINS] HAWKINS 119 [BUILDING]						
Area: 57,207 SqFt						
Billing Period: Apr 2018						
ELECTRIC	29,030.00 kWh	99,079 KBtu	1.732 KBtu/SqFt	\$3,089.30	\$0.106 /kWh	\$0.054 /SqFt
NATURALGAS	1,548.00 CCF	159,444 KBtu	2.787 KBtu/SqFt	\$883.07	\$0.570 /CCF	\$0.015 /SqFt
SEWER	172.00 CCF			\$515.06	\$2.995 /CCF	\$0.009 /SqFt
WATER	505.00 CCF			\$3,366.78	\$6.667 /CCF	\$0.059 /SqFt
Totals:		258,523 KBtu	4.519 KBtu/SqFt	\$7,854.21		

Energy

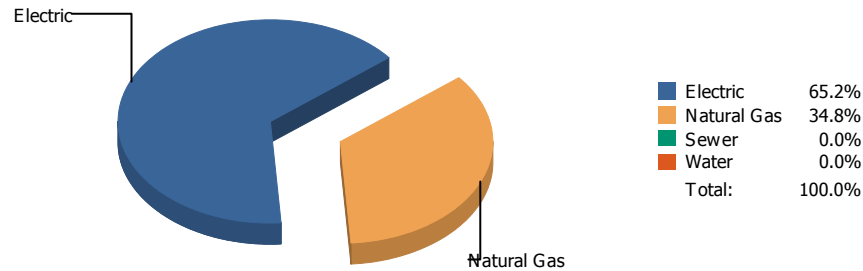


Cost

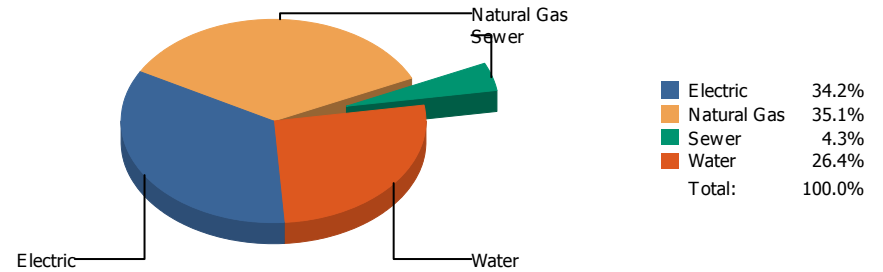


Commodity	Common Use	Energy Use	Energy Use / Area	Total Cost	Cost / Unit	Cost / Area
Place: [HENDERSO] HENDERSON 041 [BUILDING]						
Area: 145,254 SqFt						
Billing Period: Apr 2018						
ELECTRIC	42,976.00 kWh	146,677 KBtu	1.010 KBtu/SqFt	\$4,897.80	\$0.114 /kWh	\$0.033 /SqFt
NATURALGAS	841.00 CCF	86,623 KBtu	0.596 KBtu/SqFt	\$541.10	\$0.643 /CCF	\$0.004 /SqFt
SEWER	124.00 CCF			\$330.11	\$2.662 /CCF	\$0.002 /SqFt
WATER	529.00 CCF			\$1,918.26	\$3.626 /CCF	\$0.013 /SqFt
Totals:		233,300 KBtu	1.606 KBtu/SqFt	\$7,687.27		

Energy

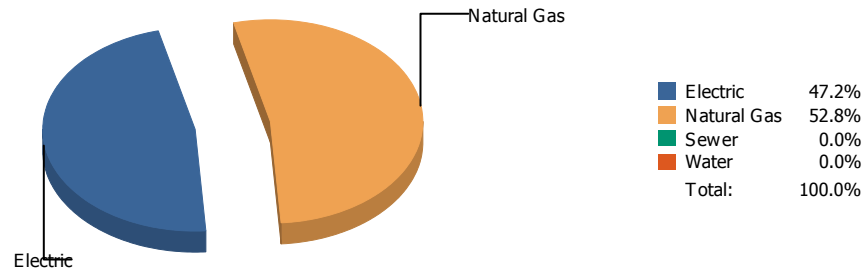


Cost

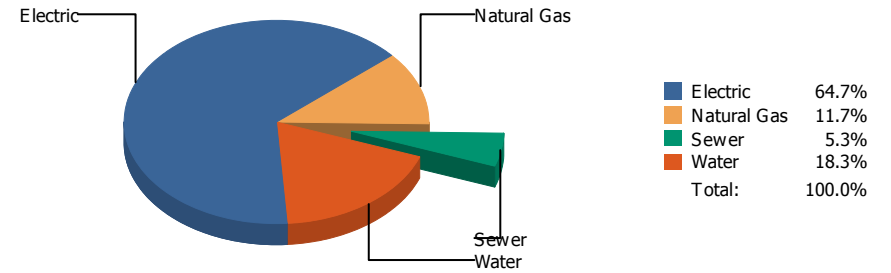


Commodity	Common Use	Energy Use	Energy Use / Area	Total Cost	Cost / Unit	Cost / Area
Place: [HERCULES] HERCULES COTTAGES 141A [BUILDING]						
Area: 10,160 SqFt						
Billing Period: Apr 2018						
ELECTRIC	3,393.00 kWh	11,580 KBtu	1.140 KBtu/SqFt	\$632.23	\$0.186 /kWh	\$0.062 /SqFt
NATURALGAS	60.00 CCF	6,180 KBtu	0.608 KBtu/SqFt	\$648.95	\$10.816 /CCF	\$0.064 /SqFt
SEWER	18.00 CCF			\$79.80	\$4.433 /CCF	\$0.008 /SqFt
WATER	106.00 CCF			\$489.02	\$4.613 /CCF	\$0.048 /SqFt
Totals:		17,760 KBtu	1.748 KBtu/SqFt	\$1,850.00		

Energy



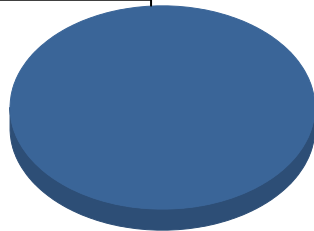
Cost



Commodity	Common Use	Energy Use	Energy Use / Area	Total Cost	Cost / Unit	Cost / Area
Place: [HERRERA_1] HERRERA ELEMENTARY 174 [BUILDING]						
Area: 86,275 SqFt						
Billing Period: Apr 2018						
ELECTRIC	57,200.00 kWh	195,224 KBtu	2.263 KBtu/SqFt	\$6,439.31	\$0.113 /kWh	\$0.075 /SqFt
NATURALGAS	2,119.00 CCF	218,257 KBtu	2.530 KBtu/SqFt	\$1,159.28	\$0.547 /CCF	\$0.013 /SqFt
SEWER	111.00 CCF			\$529.57	\$4.771 /CCF	\$0.006 /SqFt
WATER	366.00 CCF			\$1,819.27	\$4.971 /CCF	\$0.021 /SqFt
Totals:		413,481 KBtu	4.793 KBtu/SqFt	\$9,947.43		

Energy

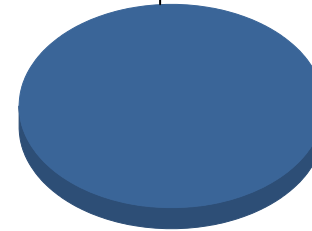
Electric



■ Electric 100.0%
Total: 100.0%

Cost

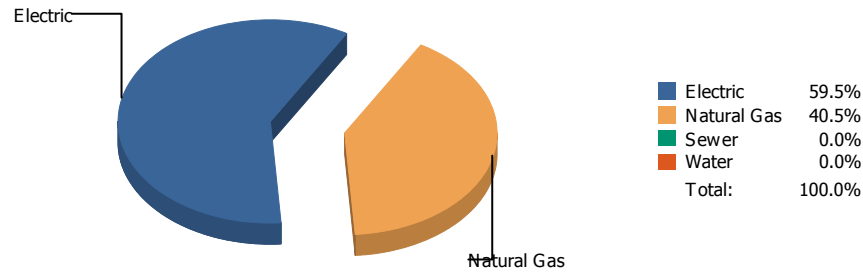
Electric



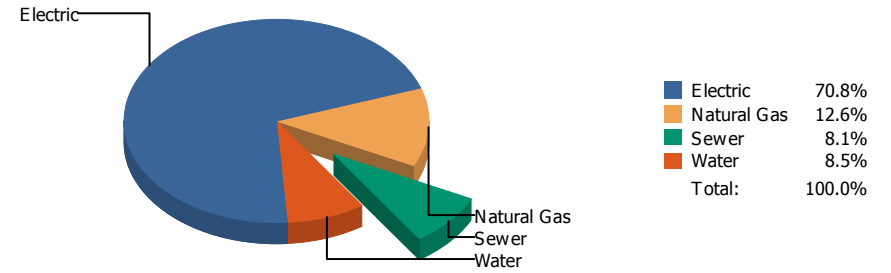
■ Electric 100.0%
Total: 100.0%

Commodity	Common Use	Energy Use	Energy Use / Area	Total Cost	Cost / Unit	Cost / Area
Place: [HIGHLAND] HIGHLAND/ANNEX 120 [BUILDING]						
Area: 33,705 SqFt						
Billing Period: Apr 2018						
ELECTRIC	23,480.00 kWh	80,137 KBtu	2.378 KBtu/SqFt	\$2,785.91	\$0.119 /kWh	\$0.083 /SqFt
Totals:		80,137 KBtu	2.378 KBtu/SqFt	\$2,785.91		

Energy

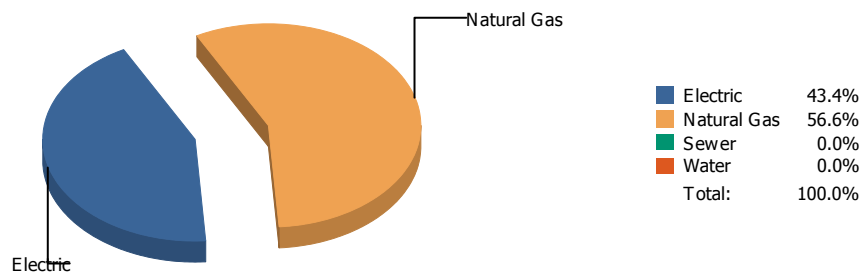


Cost

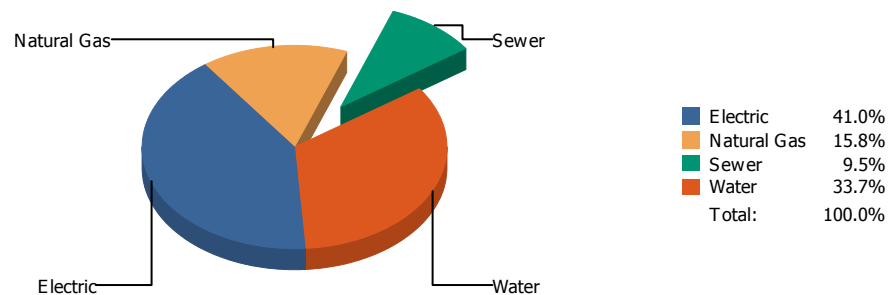


Commodity	Common Use	Energy Use	Energy Use / Area	Total Cost	Cost / Unit	Cost / Area
Place: [HILLSIDE] HILLSIDE 121 [BUILDING]						
Area: 80,656 SqFt						
Billing Period: Apr 2018						
ELECTRIC	36,200.00 kWh	123,551 KBtu	1.532 KBtu/SqFt	\$4,364.77	\$0.121 /kWh	\$0.054 /SqFt
NATURALGAS	816.00 CCF	84,048 KBtu	1.042 KBtu/SqFt	\$777.68	\$0.953 /CCF	\$0.010 /SqFt
SEWER	104.00 CCF			\$498.09	\$4.789 /CCF	\$0.006 /SqFt
WATER	92.00 CCF			\$521.69	\$5.671 /CCF	\$0.006 /SqFt
Totals:		207,599 KBtu	2.574 KBtu/SqFt	\$6,162.23		

Energy

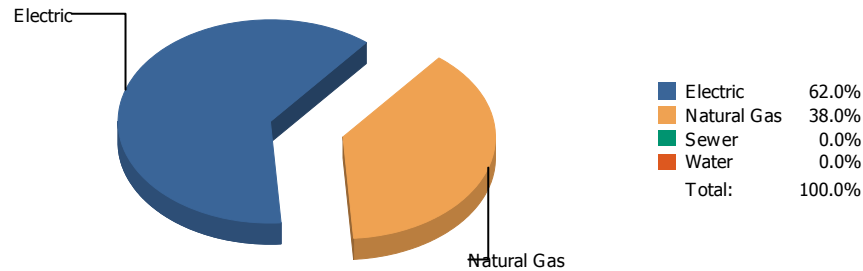


Cost

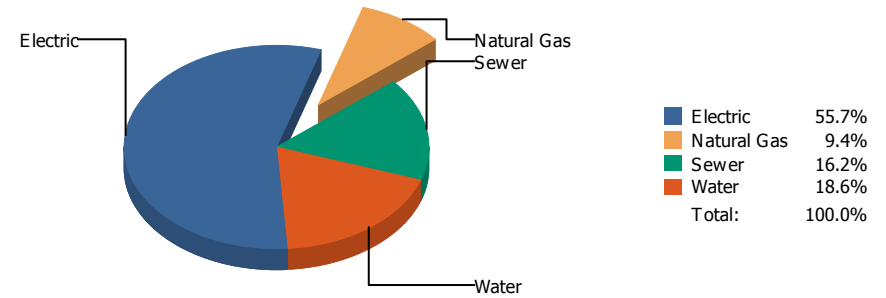


Commodity	Common Use	Energy Use	Energy Use / Area	Total Cost	Cost / Unit	Cost / Area
Place: [HOUSTON] HOUSTON 122 [BUILDING]						
Area: 84,178 SqFt						
Billing Period: Apr 2018						
ELECTRIC	20,400.00 kWh	69,625 KBtu	0.827 KBtu/SqFt	\$2,139.99	\$0.105 /kWh	\$0.025 /SqFt
NATURALGAS	882.00 CCF	90,846 KBtu	1.079 KBtu/SqFt	\$826.51	\$0.937 /CCF	\$0.010 /SqFt
SEWER	95.00 CCF			\$496.04	\$5.221 /CCF	\$0.006 /SqFt
WATER	550.00 CCF			\$1,760.16	\$3.200 /CCF	\$0.021 /SqFt
Totals:		160,471 KBtu	1.906 KBtu/SqFt	\$5,222.70		

Energy

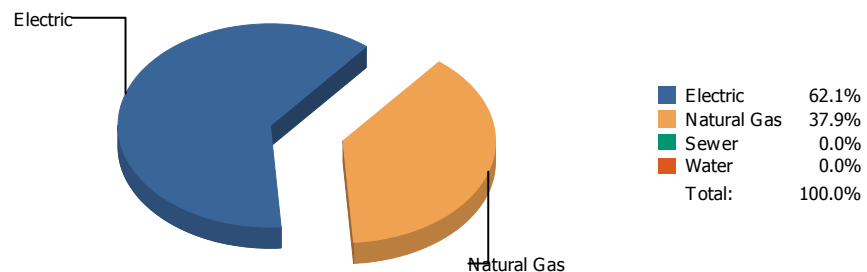


Cost

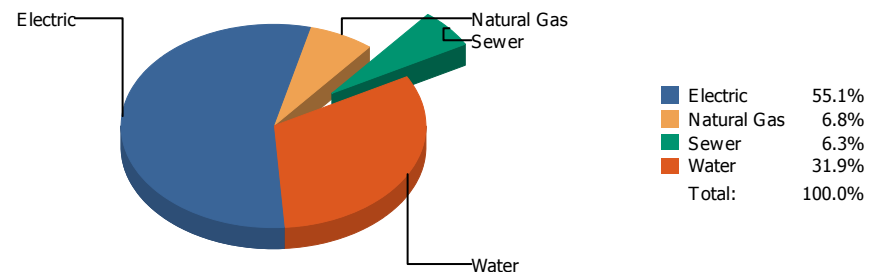


Commodity	Common Use	Energy Use	Energy Use / Area	Total Cost	Cost / Unit	Cost / Area
Place: [HUGHEY] HUGHEY 123 [BUILDING]						
Area: 74,815 SqFt						
Billing Period: Apr 2018						
ELECTRIC	36,156.00 kWh	123,400 KBtu	1.649 KBtu/SqFt	\$4,369.53	\$0.121 /kWh	\$0.058 /SqFt
NATURALGAS	733.00 CCF	75,499 KBtu	1.009 KBtu/SqFt	\$737.96	\$1.007 /CCF	\$0.010 /SqFt
SEWER	461.00 CCF			\$1,273.23	\$2.762 /CCF	\$0.017 /SqFt
WATER	464.00 CCF			\$1,462.19	\$3.151 /CCF	\$0.019 /SqFt
Totals:		198,899 KBtu	2.659 KBtu/SqFt	\$7,842.91		

Energy

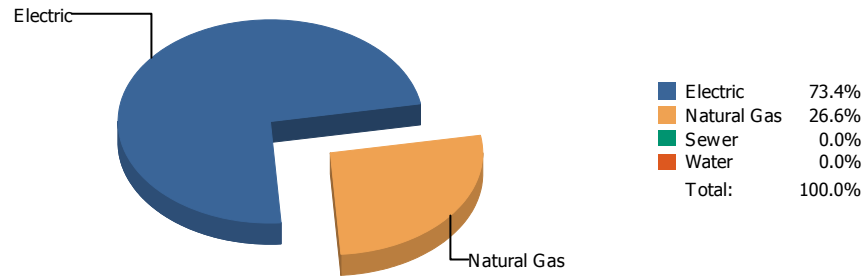


Cost

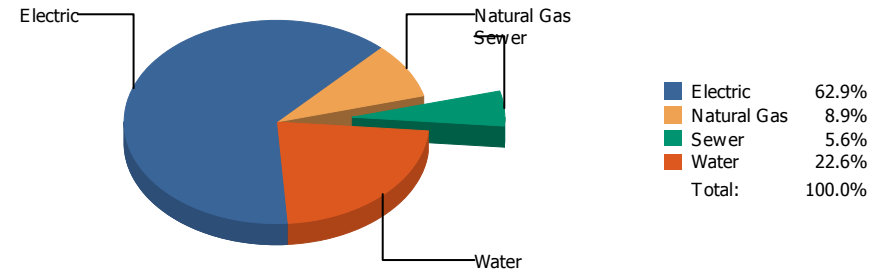


Commodity	Common Use	Energy Use	Energy Use / Area	Total Cost	Cost / Unit	Cost / Area
Place: [IRVIN] IRVIN 008 [BUILDING]						
Area: 303,804 SqFt						
Billing Period: Apr 2018						
ELECTRIC	107,069.00 kWh	365,426 KBtu	1.203 KBtu/SqFt	\$10,864.44	\$0.101 /kWh	\$0.035 /SqFt
NATURALGAS	2,168.00 CCF	223,304 KBtu	0.735 KBtu/SqFt	\$1,337.87	\$0.617 /CCF	\$0.004 /SqFt
SEWER	538.00 CCF			\$1,233.76	\$2.293 /CCF	\$0.004 /SqFt
WATER	1,643.00 CCF			\$6,280.61	\$3.823 /CCF	\$0.021 /SqFt
Totals:		588,730 KBtu	1.938 KBtu/SqFt	\$19,716.68		

Energy

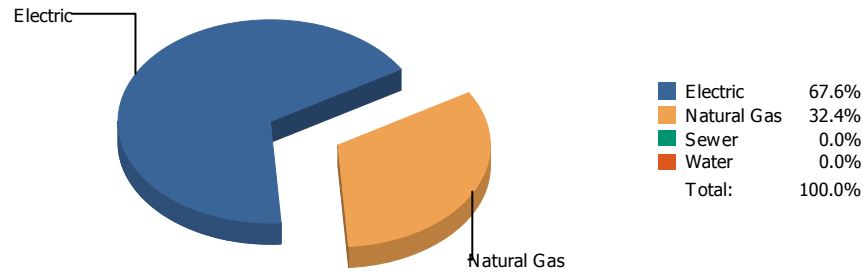


Cost

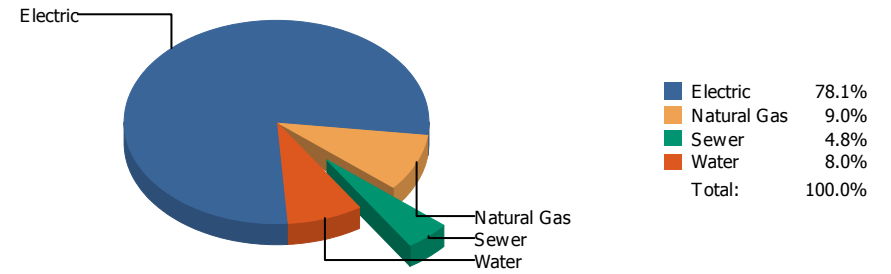


Commodity	Common Use	Energy Use	Energy Use / Area	Total Cost	Cost / Unit	Cost / Area
Place: [JEFFERSN] JEFFERSON 009 [BUILDING]						
Area: 257,708 SqFt						
Billing Period: Apr 2018						
ELECTRIC	108,281.00 kWh	369,563 KBtu	1.434 KBtu/SqFt	\$11,644.74	\$0.108 /kWh	\$0.045 /SqFt
NATURALGAS	1,297.00 CCF	133,591 KBtu	0.518 KBtu/SqFt	\$1,643.59	\$1.267 /CCF	\$0.006 /SqFt
SEWER	272.00 CCF			\$1,035.84	\$3.808 /CCF	\$0.004 /SqFt
WATER	1,021.00 CCF			\$4,181.99	\$4.096 /CCF	\$0.016 /SqFt
Totals:		503,154 KBtu	1.952 KBtu/SqFt	\$18,506.16		

Energy

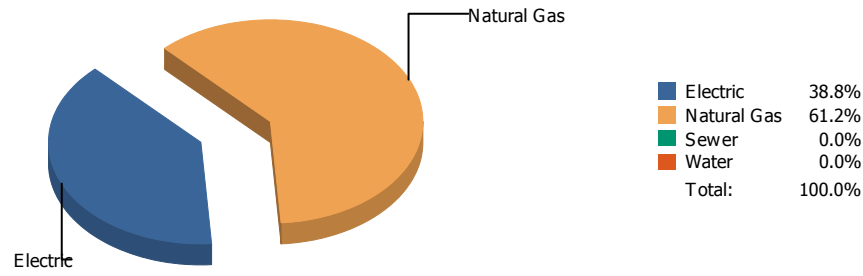


Cost

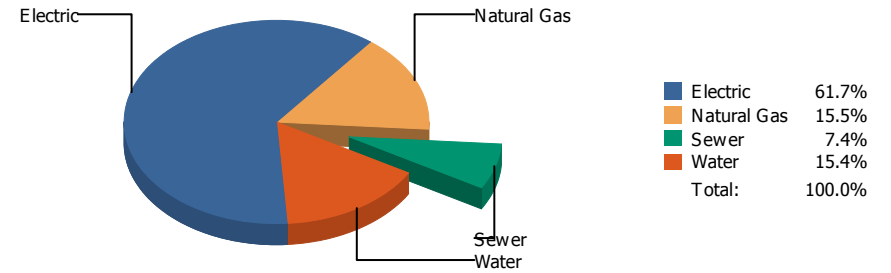


Commodity	Common Use	Energy Use	Energy Use / Area	Total Cost	Cost / Unit	Cost / Area
Place: [JOHNSON] L.B. JOHNSON 155 [BUILDING]						
Area: 87,993 SqFt						
Billing Period: Apr 2018						
ELECTRIC	56,150.00 kWh	191,640 KBtu	2.178 KBtu/SqFt	\$6,073.22	\$0.108 /kWh	\$0.069 /SqFt
NATURALGAS	892.00 CCF	91,876 KBtu	1.044 KBtu/SqFt	\$702.23	\$0.787 /CCF	\$0.008 /SqFt
SEWER	87.00 CCF			\$372.35	\$4.280 /CCF	\$0.004 /SqFt
WATER	205.00 CCF			\$625.58	\$3.052 /CCF	\$0.007 /SqFt
Totals:		283,516 KBtu	3.222 KBtu/SqFt	\$7,773.38		

Energy

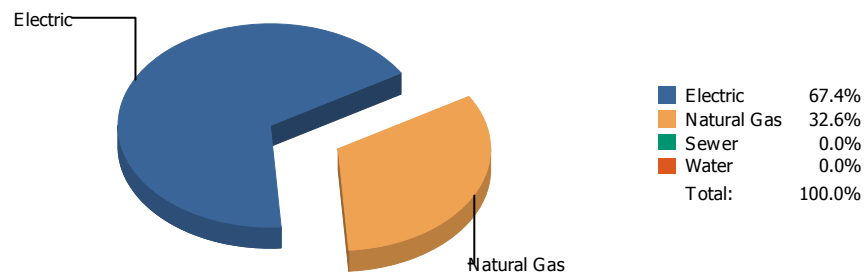


Cost

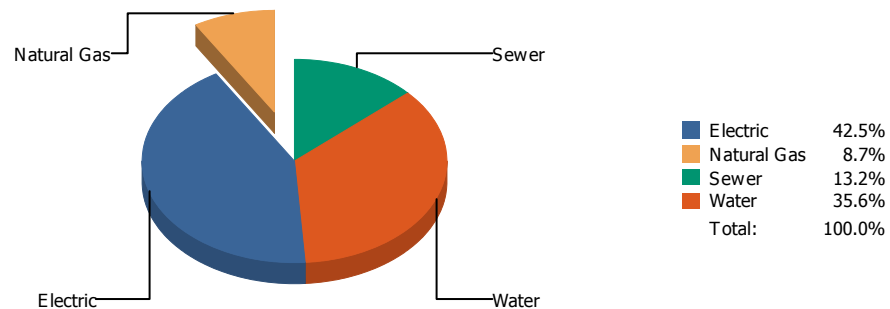


Commodity	Common Use	Energy Use	Energy Use / Area	Total Cost	Cost / Unit	Cost / Area
Place: [KOHLBERG] KOHLBERG ELEMENTARY [BUILDING]						
Area: 99,884 SqFt						
Billing Period: Apr 2018						
ELECTRIC	44,080.00 kWh	150,445 KBtu	1.506 KBtu/SqFt	\$5,458.79	\$0.124 /kWh	\$0.055 /SqFt
NATURALGAS	2,302.00 CCF	237,106 KBtu	2.374 KBtu/SqFt	\$1,371.33	\$0.596 /CCF	\$0.014 /SqFt
SEWER	197.00 CCF			\$656.58	\$3.333 /CCF	\$0.007 /SqFt
WATER	394.00 CCF			\$1,366.25	\$3.468 /CCF	\$0.014 /SqFt
Totals:		387,551 KBtu	3.880 KBtu/SqFt	\$8,852.95		

Energy

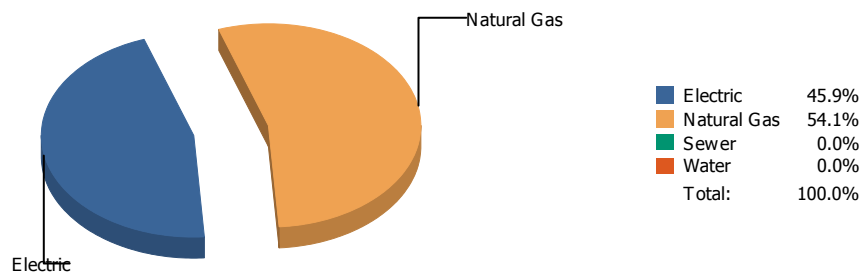


Cost

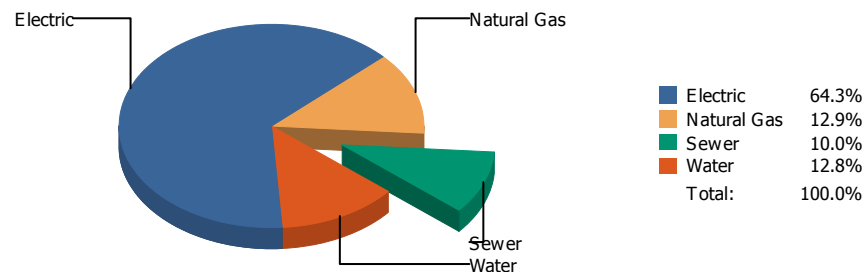


Commodity	Common Use	Energy Use	Energy Use / Area	Total Cost	Cost / Unit	Cost / Area
Place: [LAMAR] LAMAR 125 [BUILDING]						
Area: 76,252 SqFt						
Billing Period: Apr 2018						
ELECTRIC	25,200.00 kWh	86,008 KBtu	1.128 KBtu/SqFt	\$2,836.90	\$0.113 /kWh	\$0.037 /SqFt
NATURALGAS	404.00 CCF	41,612 KBtu	0.546 KBtu/SqFt	\$580.62	\$1.437 /CCF	\$0.008 /SqFt
SEWER	195.00 CCF			\$878.08	\$4.503 /CCF	\$0.011 /SqFt
WATER	577.00 CCF			\$2,378.17	\$4.122 /CCF	\$0.031 /SqFt
Totals:		127,620 KBtu	1.674 KBtu/SqFt	\$6,673.77		

Energy

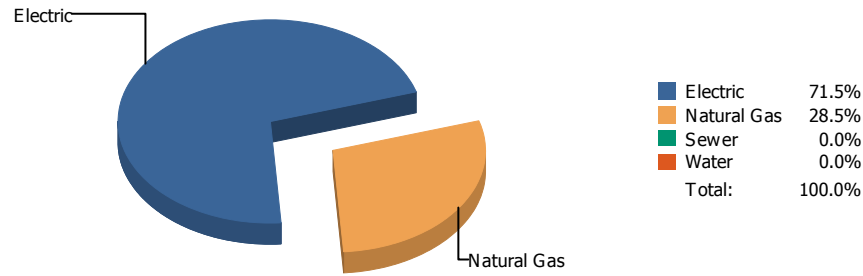


Cost

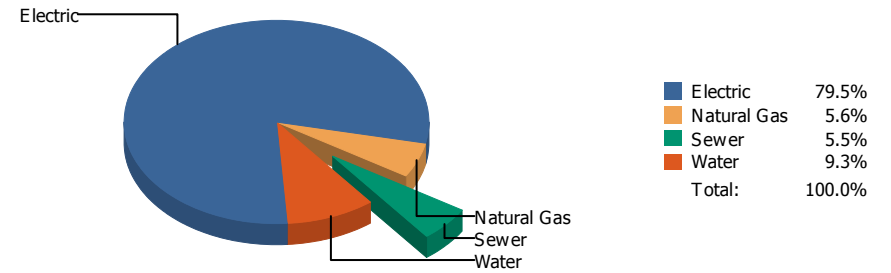


Commodity	Common Use	Energy Use	Energy Use / Area	Total Cost	Cost / Unit	Cost / Area
Place: [LEE] LEE 150 [BUILDING]						
Area: 78,368 SqFt						
Billing Period: Apr 2018						
ELECTRIC	31,710.00 kWh	108,226 KBtu	1.381 KBtu/SqFt	\$3,741.94	\$0.118 /kWh	\$0.048 /SqFt
NATURALGAS	1,237.00 CCF	127,411 KBtu	1.626 KBtu/SqFt	\$750.53	\$0.607 /CCF	\$0.010 /SqFt
SEWER	101.00 CCF			\$584.60	\$5.788 /CCF	\$0.007 /SqFt
WATER	125.00 CCF			\$744.36	\$5.955 /CCF	\$0.009 /SqFt
Totals:		235,637 KBtu	3.007 KBtu/SqFt	\$5,821.43		

Energy

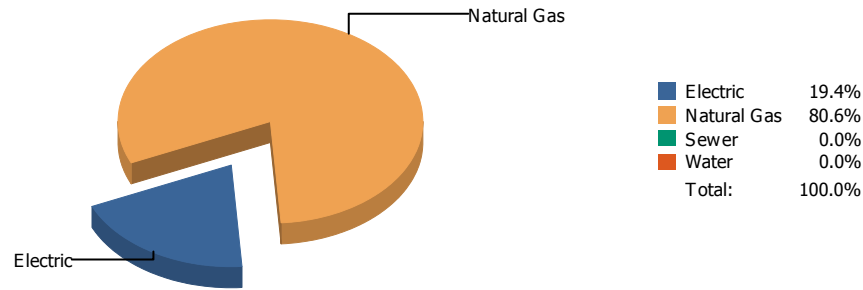


Cost

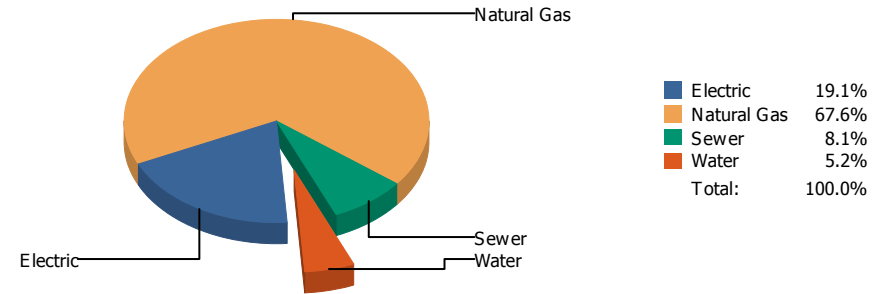


Commodity	Common Use	Energy Use	Energy Use / Area	Total Cost	Cost / Unit	Cost / Area
Place: [LINCOLN] LINCOLN 051 [BUILDING]						
Area: 163,678 SqFt						
Billing Period: Apr 2018						
ELECTRIC	122,250.00 kWh	417,239 KBtu	2.549 KBtu/SqFt	\$13,023.02	\$0.107 /kWh	\$0.079 /SqFt
NATURALGAS	1,613.00 CCF	166,139 KBtu	1.015 KBtu/SqFt	\$914.50	\$0.567 /CCF	\$0.006 /SqFt
SEWER	365.00 CCF			\$903.33	\$2.475 /CCF	\$0.006 /SqFt
WATER	610.00 CCF			\$1,530.34	\$2.509 /CCF	\$0.009 /SqFt
Totals:		583,378 KBtu	3.564 KBtu/SqFt	\$16,371.19		

Energy

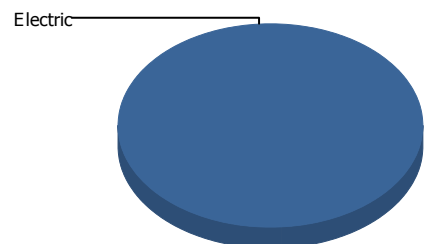


Cost



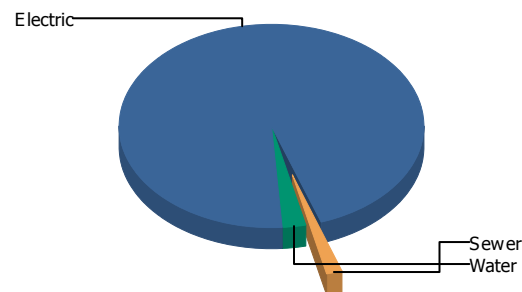
Commodity	Common Use	Energy Use	Energy Use / Area	Total Cost	Cost / Unit	Cost / Area
Place: [LIVE MAT] LIVE MATERIAL CENTER 929 [BUILDING]						
Area: 2,483 SqFt						
Billing Period: Apr 2018						
ELECTRIC	334.00 kWh	1,140 KBtu	0.459 KBtu/SqFt	\$76.37	\$0.229 /kWh	\$0.031 /SqFt
NATURALGAS	46.00 CCF	4,738 KBtu	1.908 KBtu/SqFt	\$270.33	\$5.877 /CCF	\$0.109 /SqFt
SEWER	1.00 CCF			\$32.19	\$32.190 /CCF	\$0.013 /SqFt
WATER	3.00 CCF			\$20.77	\$6.923 /CCF	\$0.008 /SqFt
Totals:		5,878 KBtu	2.367 KBtu/SqFt	\$399.66		

Energy



■ Electric 100.0%
■ Sewer 0.0%
■ Water 0.0%
 Total: 100.0%

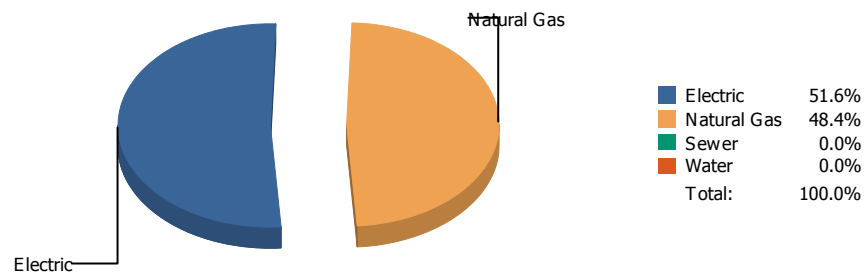
Cost



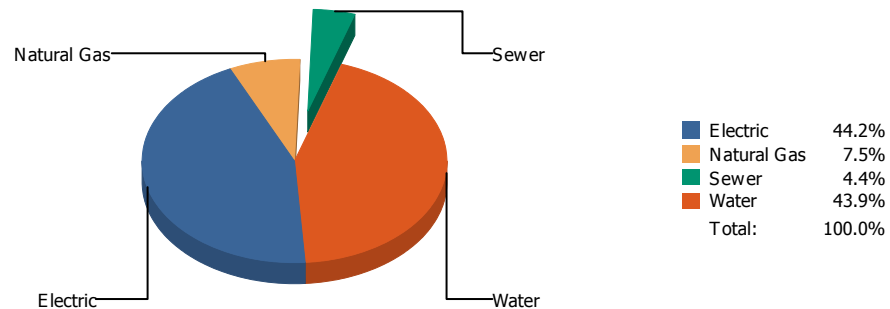
■ Electric 95.9%
■ Sewer 1.6%
■ Water 2.5%
 Total: 100.0%

Commodity	Common Use	Energy Use	Energy Use / Area	Total Cost	Cost / Unit	Cost / Area
Place: [LOGAN] LOGAN 128 [BUILDING]						
Area: 72,248 SqFt						
Billing Period: Apr 2018						
ELECTRIC	56,600.00 kWh	193,176 KBtu	2.674 KBtu/SqFt	\$6,074.47	\$0.107 /kWh	\$0.084 /SqFt
SEWER	5.00 CCF			\$102.82	\$20.564 /CCF	\$0.001 /SqFt
WATER	23.00 CCF			\$157.46	\$6.846 /CCF	\$0.002 /SqFt
Totals:		193,176 KBtu	2.674 KBtu/SqFt	\$6,334.75		

Energy

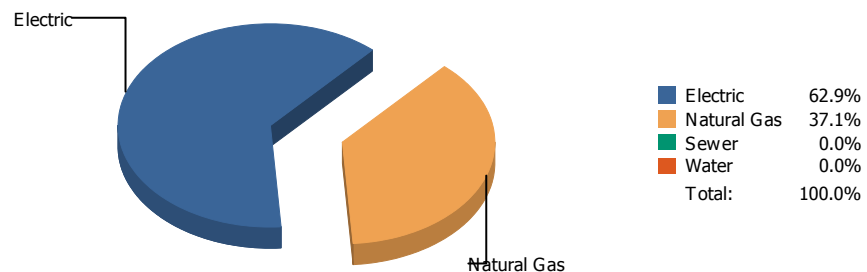


Cost

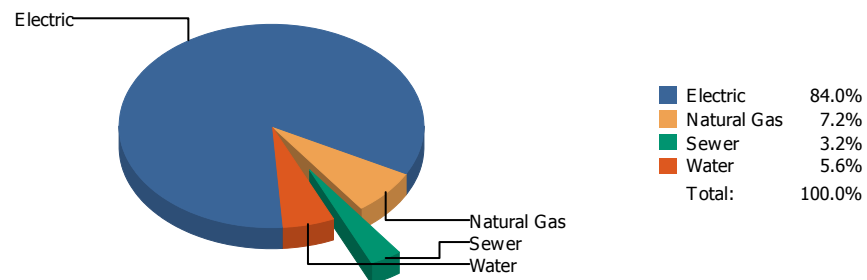


Commodity	Common Use	Energy Use	Energy Use / Area	Total Cost	Cost / Unit	Cost / Area
Place: [LUNDY_2] LUNDY 177 [BUILDING]						
Area: 112,731 SqFt						
Billing Period: Apr 2018						
ELECTRIC	46,800.00 kWh	159,728 KBtu	1.417 KBtu/SqFt	\$5,732.74	\$0.122 /kWh	\$0.051 /SqFt
NATURALGAS	1,454.00 CCF	149,762 KBtu	1.328 KBtu/SqFt	\$968.94	\$0.666 /CCF	\$0.009 /SqFt
SEWER	134.00 CCF			\$573.50	\$4.280 /CCF	\$0.005 /SqFt
WATER	1,146.00 CCF			\$5,689.63	\$4.965 /CCF	\$0.050 /SqFt
Totals:		309,490 KBtu	2.745 KBtu/SqFt	\$12,964.81		

Energy

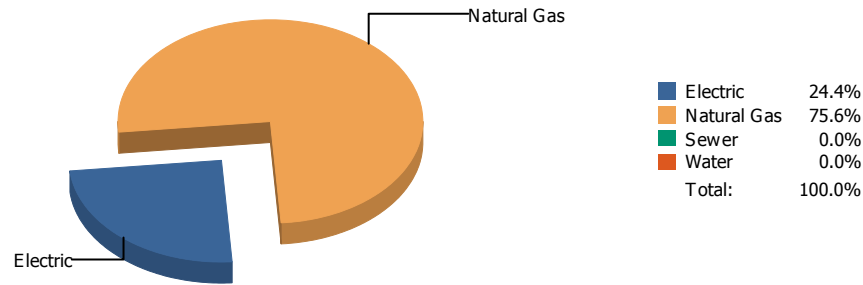


Cost

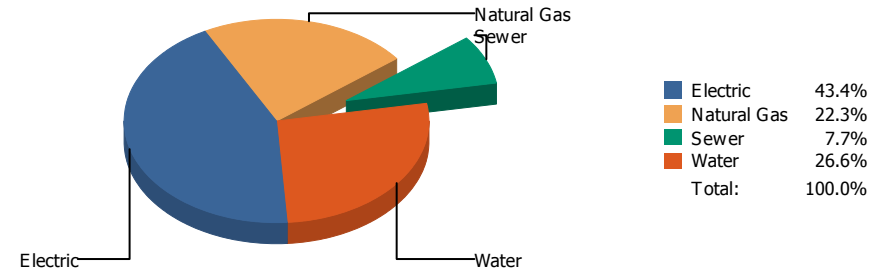


Commodity	Common Use	Energy Use	Energy Use / Area	Total Cost	Cost / Unit	Cost / Area
Place: [MAC] MACARTHUR 129 [BUILDING]						
Area: 143,341 SqFt						
Billing Period: Apr 2018						
ELECTRIC	89,000.00 kWh	303,757 KBtu	2.119 KBtu/SqFt	\$11,389.91	\$0.128 /kWh	\$0.079 /SqFt
NATURALGAS	1,742.00 CCF	179,426 KBtu	1.252 KBtu/SqFt	\$976.90	\$0.561 /CCF	\$0.007 /SqFt
SEWER	119.00 CCF			\$433.47	\$3.643 /CCF	\$0.003 /SqFt
WATER	165.00 CCF			\$764.48	\$4.633 /CCF	\$0.005 /SqFt
Totals:		483,183 KBtu	3.371 KBtu/SqFt	\$13,564.76		

Energy

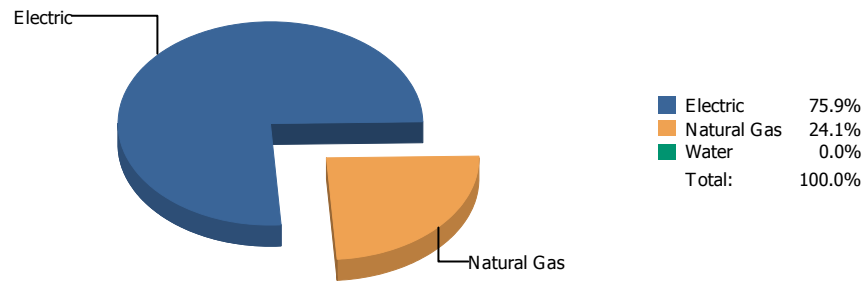


Cost

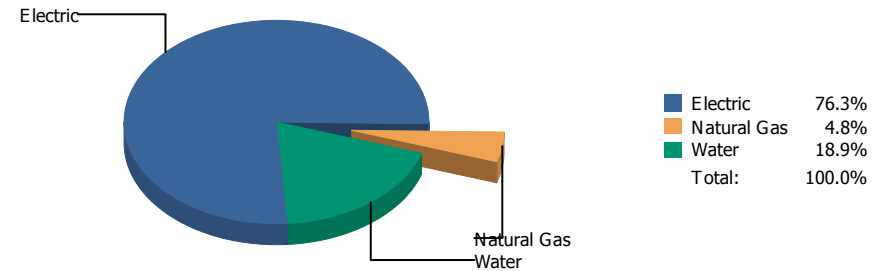


Commodity	Common Use	Energy Use	Energy Use / Area	Total Cost	Cost / Unit	Cost / Area
Place: [MAGOFFIN] MAGOFFIN 047 [BUILDING]						
Area: 76,378 SqFt						
Billing Period: Apr 2018						
ELECTRIC	19,450.00 kWh	66,383 KBtu	0.869 KBtu/SqFt	\$2,194.87	\$0.113 /kWh	\$0.029 /SqFt
NATURALGAS	1,993.00 CCF	205,279 KBtu	2.688 KBtu/SqFt	\$1,127.05	\$0.566 /CCF	\$0.015 /SqFt
SEWER	38.00 CCF			\$390.14	\$10.267 /CCF	\$0.005 /SqFt
WATER	225.00 CCF			\$1,345.72	\$5.981 /CCF	\$0.018 /SqFt
Totals:		271,662 KBtu	3.557 KBtu/SqFt	\$5,057.78		

Energy

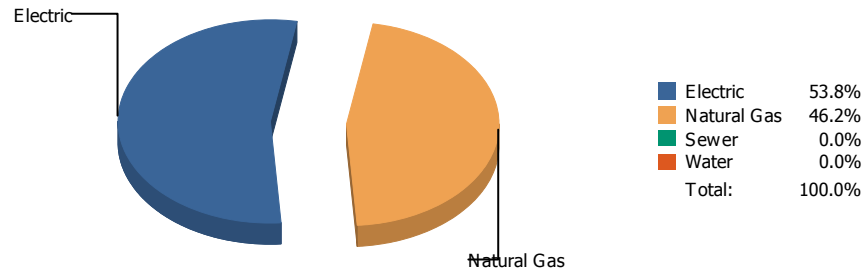


Cost

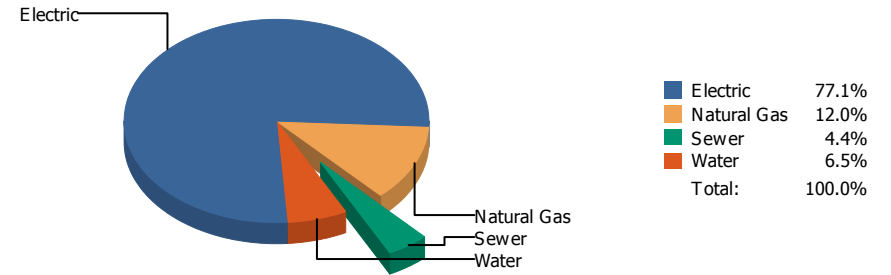


Commodity	Common Use	Energy Use	Energy Use / Area	Total Cost	Cost / Unit	Cost / Area
Place: [MAGOFFINNEWMIDDLESCHOOL] MAGOFFIN NEW MIDDLE SCHOOL [BUILDING]						
Area: 116,136 SqFt						
Billing Period: Apr 2018						
ELECTRIC	103,400.00 kWh	352,904 KBtu	3.039 KBtu/SqFt	\$10,773.14	\$0.104 /kWh	\$0.093 /SqFt
NATURALGAS	1,087.00 CCF	111,961 KBtu	0.964 KBtu/SqFt	\$675.81	\$0.622 /CCF	\$0.006 /SqFt
WATER	450.00 CCF			\$2,666.31	\$5.925 /CCF	\$0.023 /SqFt
Totals:		464,865 KBtu	4.003 KBtu/SqFt	\$14,115.26		

Energy

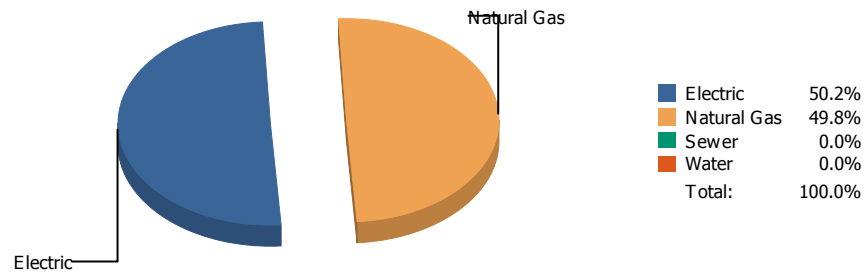


Cost

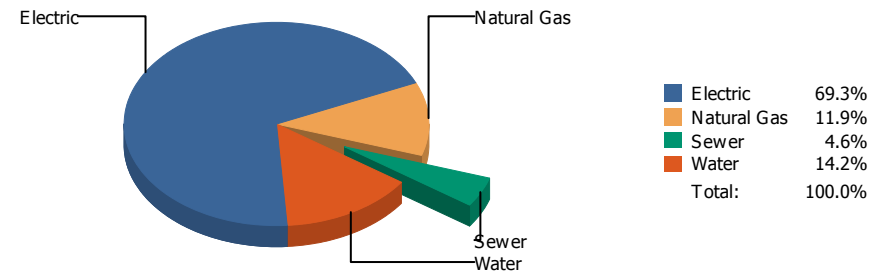


Commodity	Common Use	Energy Use	Energy Use / Area	Total Cost	Cost / Unit	Cost / Area
Place: [MAXINE] MAXINE SILVA HEALTH MAGNET 011 [BUILDING]						
Area: 80,909 SqFt						
Billing Period: Apr 2018						
ELECTRIC	70,500.00 kWh	240,617 KBtu	2.974 KBtu/SqFt	\$7,099.23	\$0.101 /kWh	\$0.088 /SqFt
NATURALGAS	2,007.00 CCF	206,721 KBtu	2.555 KBtu/SqFt	\$1,105.10	\$0.551 /CCF	\$0.014 /SqFt
SEWER	105.00 CCF			\$406.73	\$3.874 /CCF	\$0.005 /SqFt
WATER	163.00 CCF			\$599.02	\$3.675 /CCF	\$0.007 /SqFt
Totals:		447,338 KBtu	5.529 KBtu/SqFt	\$9,210.08		

Energy

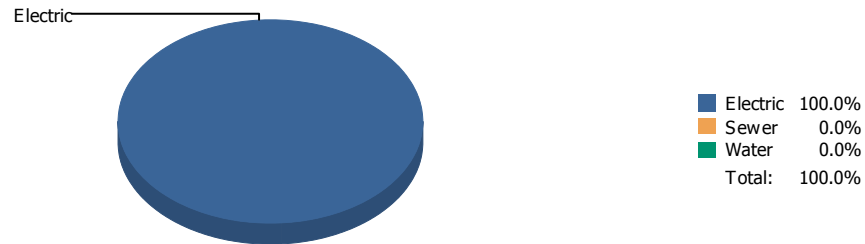


Cost

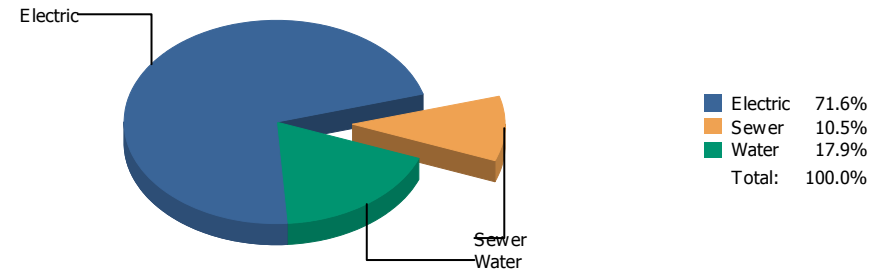


Commodity	Common Use	Energy Use	Energy Use / Area	Total Cost	Cost / Unit	Cost / Area
Place: [MESITA] MESITA 130 [BUILDING]						
Area: 100,583 SqFt						
Billing Period: Apr 2018						
ELECTRIC	66,960.00 kWh	228,534 KBtu	2.272 KBtu/SqFt	\$7,860.38	\$0.117 /kWh	\$0.078 /SqFt
NATURALGAS	2,198.00 CCF	226,394 KBtu	2.251 KBtu/SqFt	\$1,353.00	\$0.616 /CCF	\$0.013 /SqFt
SEWER	104.00 CCF			\$516.20	\$4.963 /CCF	\$0.005 /SqFt
WATER	298.00 CCF			\$1,612.22	\$5.410 /CCF	\$0.016 /SqFt
Totals:		454,928 KBtu	4.523 KBtu/SqFt	\$11,341.80		

Energy

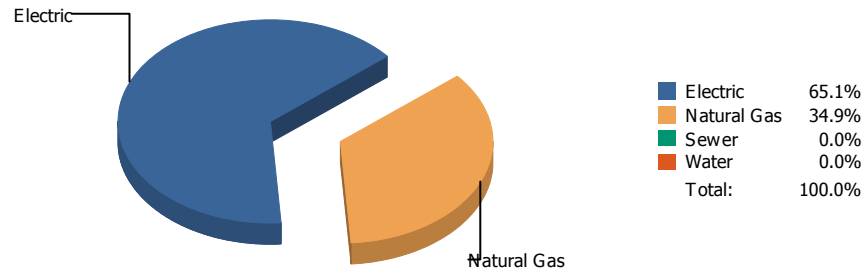


Cost

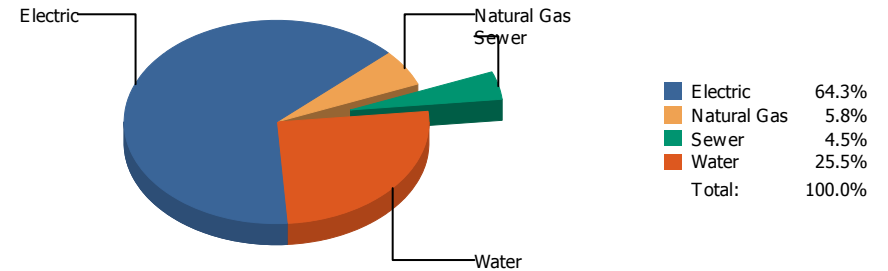


Commodity	Common Use	Energy Use	Energy Use / Area	Total Cost	Cost / Unit	Cost / Area
Place: [MILAM] MILAM 131 [BUILDING]						
Area: 63,641 SqFt						
Billing Period: Apr 2018						
ELECTRIC	16,680.00 kWh	56,929 KBtu	0.895 KBtu/SqFt	\$2,259.86	\$0.135 /kWh	\$0.036 /SqFt
SEWER	66.00 CCF			\$332.24	\$5.034 /CCF	\$0.005 /SqFt
WATER	163.00 CCF			\$566.33	\$3.474 /CCF	\$0.009 /SqFt
Totals:		56,929 KBtu	0.895 KBtu/SqFt	\$3,158.43		

Energy

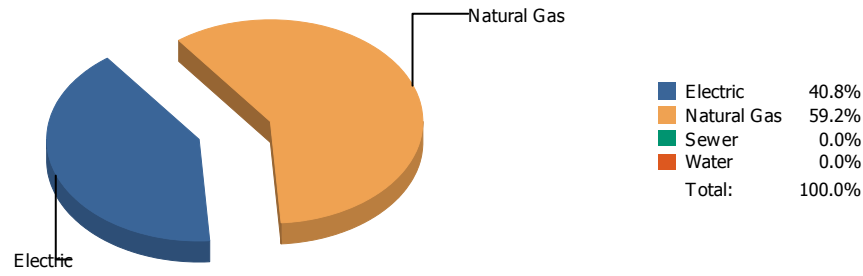


Cost

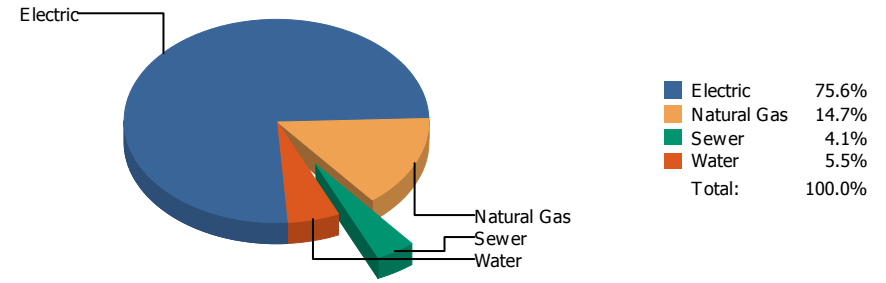


Commodity	Common Use	Energy Use	Energy Use / Area	Total Cost	Cost / Unit	Cost / Area
Place: [MOREHEAD] MOREHEAD 046 [BUILDING]						
Area: 119,353 SqFt						
Billing Period: Apr 2018						
ELECTRIC	69,119.00 kWh	235,903 KBtu	1.977 KBtu/SqFt	\$8,327.20	\$0.120 /kWh	\$0.070 /SqFt
NATURALGAS	1,226.00 CCF	126,278 KBtu	1.058 KBtu/SqFt	\$745.03	\$0.608 /CCF	\$0.006 /SqFt
SEWER	140.00 CCF			\$584.96	\$4.178 /CCF	\$0.005 /SqFt
WATER	1,034.00 CCF			\$3,299.47	\$3.191 /CCF	\$0.028 /SqFt
Totals:		362,181 KBtu	3.035 KBtu/SqFt	\$12,956.66		

Energy

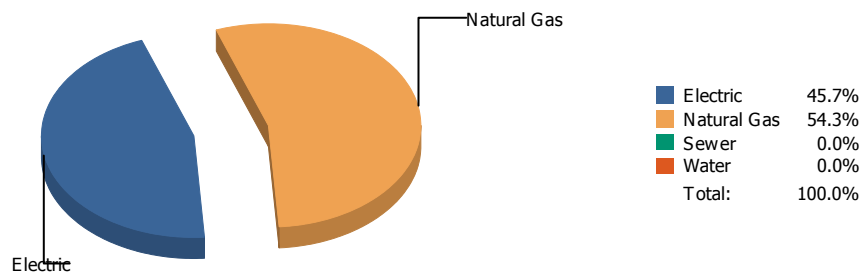


Cost

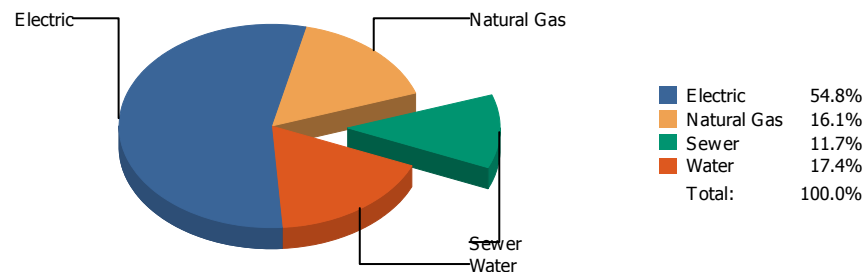


Commodity	Common Use	Energy Use	Energy Use / Area	Total Cost	Cost / Unit	Cost / Area
Place: [MOYE_2] HR MOYE [BUILDING]						
Area: 93,197 SqFt						
Billing Period: Apr 2018						
ELECTRIC	61,920.00 kWh	211,333 KBtu	2.268 KBtu/SqFt	\$8,305.78	\$0.134 /kWh	\$0.089 /SqFt
NATURALGAS	2,979.00 CCF	306,837 KBtu	3.292 KBtu/SqFt	\$1,618.32	\$0.543 /CCF	\$0.017 /SqFt
SEWER	71.00 CCF			\$453.17	\$6.383 /CCF	\$0.005 /SqFt
WATER	99.00 CCF			\$602.71	\$6.088 /CCF	\$0.006 /SqFt
Totals:		518,170 KBtu	5.560 KBtu/SqFt	\$10,979.98		

Energy

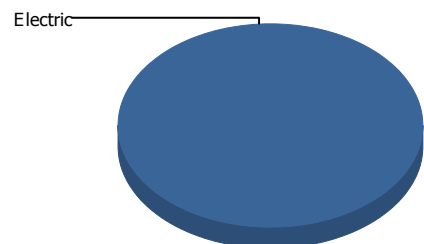


Cost



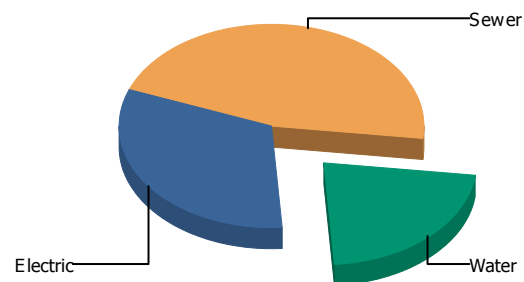
Commodity	Common Use	Energy Use	Energy Use / Area	Total Cost	Cost / Unit	Cost / Area
Place: [MULTI-MEDIA CENTER] MULTI-MEDIA CENTER [BUILDING]						
Area: 27,633 SqFt						
Billing Period: Apr 2018						
ELECTRIC	11,373.00 kWh	38,816 KBtu	1.405 KBtu/SqFt	\$1,190.91	\$0.105 /kWh	\$0.043 /SqFt
NATURALGAS	448.00 CCF	46,144 KBtu	1.670 KBtu/SqFt	\$349.90	\$0.781 /CCF	\$0.013 /SqFt
SEWER	84.00 CCF			\$253.71	\$3.020 /CCF	\$0.009 /SqFt
WATER	126.00 CCF			\$378.91	\$3.007 /CCF	\$0.014 /SqFt
Totals:		84,960 KBtu	3.075 KBtu/SqFt	\$2,173.43		

Energy



Electric 100.0%
 Sewer 0.0%
 Water 0.0%
 Total: 100.0%

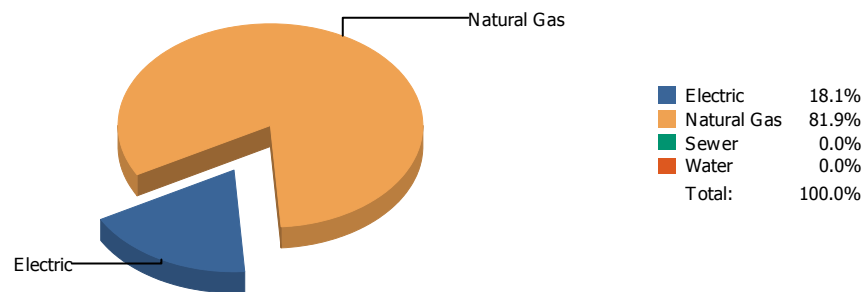
Cost



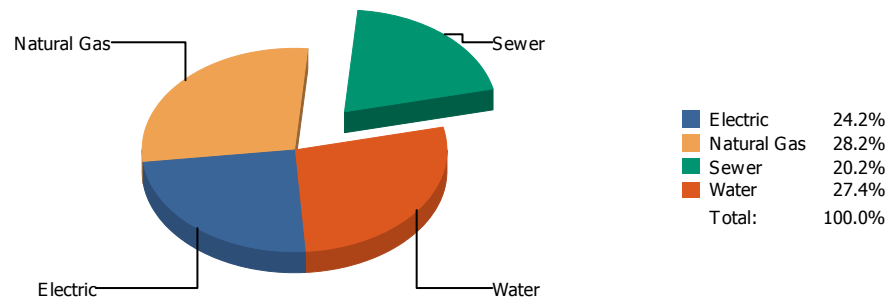
Electric 31.8%
 Sewer 46.3%
 Water 21.9%
 Total: 100.0%

Commodity	Common Use	Energy Use	Energy Use / Area	Total Cost	Cost / Unit	Cost / Area
Place: [NE AREA OFFICES] N.E. AREA OFFICES 882 [BUILDING]						
Area: 7,328 SqFt						
Billing Period: Apr 2018						
ELECTRIC	200.00 kWh	683 KBtu	0.093 KBtu/SqFt	\$41.66	\$0.208 /kWh	\$0.006 /SqFt
SEWER	0.00 CCF			\$60.56	\$0.000 /CCF	\$0.008 /SqFt
WATER	0.00 CCF			\$28.64	\$0.000 /CCF	\$0.004 /SqFt
Totals:		683 KBtu	0.093 KBtu/SqFt	\$130.86		

Energy

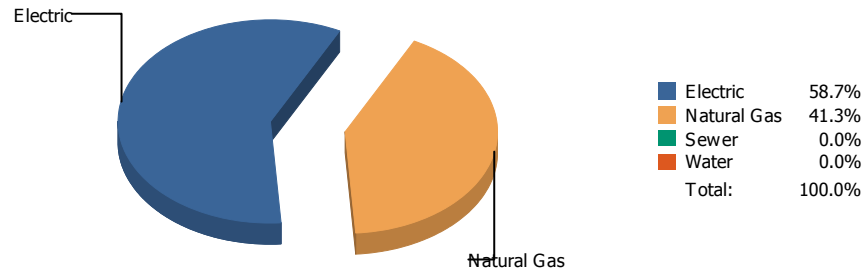


Cost

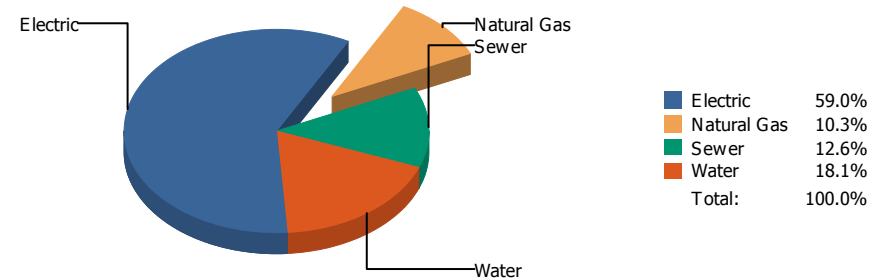


Commodity	Common Use	Energy Use	Energy Use / Area	Total Cost	Cost / Unit	Cost / Area
Place: [NE TRANSPORTATION] N.E. TRANSPORTATION 826 [BUILDING]						
Area: 5,995 SqFt						
Billing Period: Apr 2018						
ELECTRIC	5,465.00 kWh	18,652 KBtu	3.111 KBtu/SqFt	\$466.31	\$0.085 /kWh	\$0.078 /SqFt
NATURALGAS	821.00 CCF	84,563 KBtu	14.106 KBtu/SqFt	\$543.31	\$0.662 /CCF	\$0.091 /SqFt
SEWER	38.00 CCF			\$390.14	\$10.267 /CCF	\$0.065 /SqFt
WATER	90.00 CCF			\$527.62	\$5.862 /CCF	\$0.088 /SqFt
Totals:		103,215 KBtu	17.217 KBtu/SqFt	\$1,927.38		

Energy

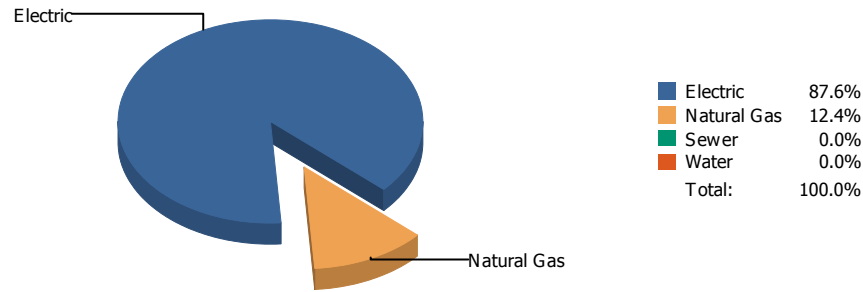


Cost

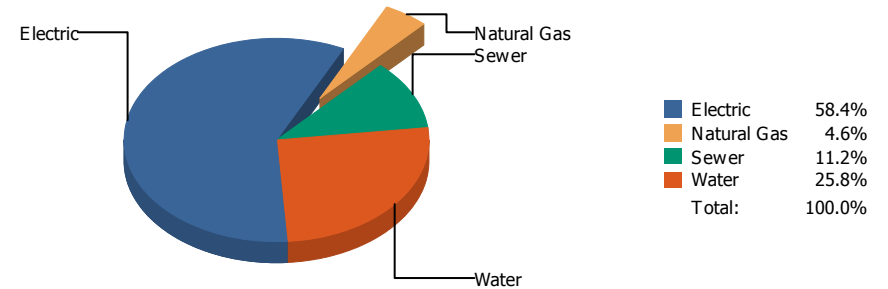


Commodity	Common Use	Energy Use	Energy Use / Area	Total Cost	Cost / Unit	Cost / Area
Place: [NEWMAN] NEWMAN ELEMENTARY 133 [BUILDING]						
Area: 73,291 SqFt						
Billing Period: Apr 2018						
ELECTRIC	30,385.00 kWh	103,704 KBtu	1.415 KBtu/SqFt	\$4,224.48	\$0.139 /kWh	\$0.057 /SqFt
NATURALGAS	709.00 CCF	73,027 KBtu	0.996 KBtu/SqFt	\$735.15	\$1.037 /CCF	\$0.010 /SqFt
SEWER	386.00 CCF			\$904.66	\$2.344 /CCF	\$0.012 /SqFt
WATER	488.00 CCF			\$1,294.85	\$2.653 /CCF	\$0.018 /SqFt
Totals:		176,731 KBtu	2.411 KBtu/SqFt	\$7,159.14		

Energy

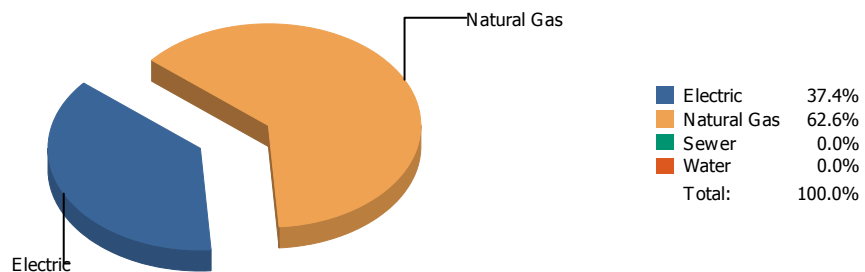


Cost

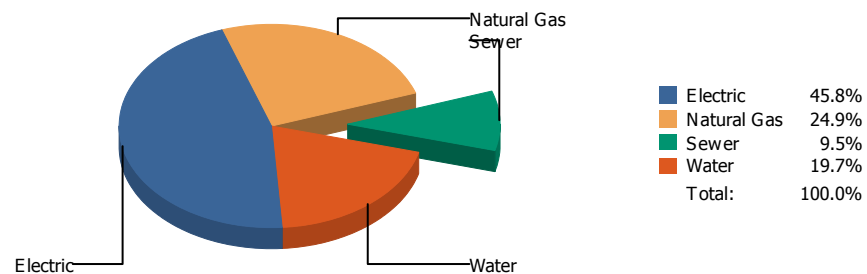


Commodity	Common Use	Energy Use	Energy Use / Area	Total Cost	Cost / Unit	Cost / Area
Place: [NIXON] L.A. NIXON 161 [BUILDING]						
Area: 76,873 SqFt						
Billing Period: Apr 2018						
ELECTRIC	39,400.00 kWh	134,472 KBtu	1.749 KBtu/SqFt	\$4,322.73	\$0.110 /kWh	\$0.056 /SqFt
NATURALGAS	184.00 CCF	18,952 KBtu	0.247 KBtu/SqFt	\$342.74	\$1.863 /CCF	\$0.004 /SqFt
SEWER	237.00 CCF			\$826.25	\$3.486 /CCF	\$0.011 /SqFt
WATER	472.00 CCF			\$1,905.27	\$4.037 /CCF	\$0.025 /SqFt
Totals:		153,424 KBtu	1.996 KBtu/SqFt	\$7,396.99		

Energy

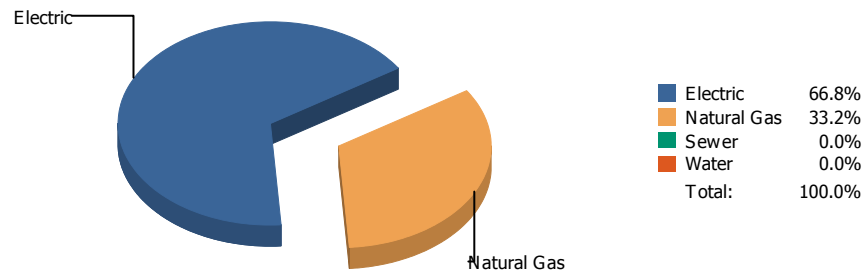


Cost

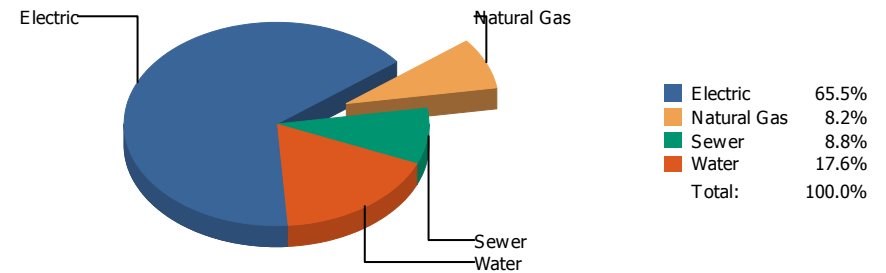


Commodity	Common Use	Energy Use	Energy Use / Area	Total Cost	Cost / Unit	Cost / Area
Place: [OCC. CTR] OCCUPATIONAL CTR. [BUILDING]						
Area: 11,845 SqFt						
Billing Period: Apr 2018						
ELECTRIC	3,600.00 kWh	12,287 KBtu	1.037 KBtu/SqFt	\$412.86	\$0.115 /kWh	\$0.035 /SqFt
NATURALGAS	200.00 CCF	20,600 KBtu	1.739 KBtu/SqFt	\$224.59	\$1.123 /CCF	\$0.019 /SqFt
SEWER	6.00 CCF			\$85.59	\$14.265 /CCF	\$0.007 /SqFt
WATER	17.00 CCF			\$177.44	\$10.438 /CCF	\$0.015 /SqFt
Totals:		32,887 KBtu	2.776 KBtu/SqFt	\$900.48		

Energy

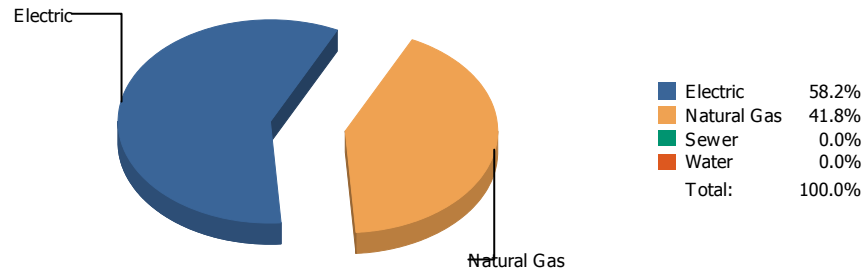


Cost

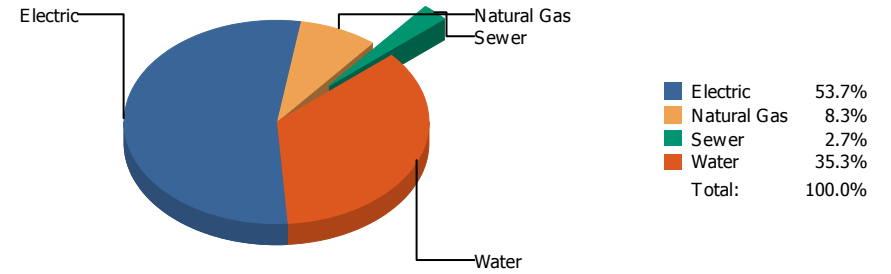


Commodity	Common Use	Energy Use	Energy Use / Area	Total Cost	Cost / Unit	Cost / Area
Place: [PARK] PARK 134 [BUILDING]						
Area: 63,609 SqFt						
Billing Period: Apr 2018						
ELECTRIC	33,836.00 kWh	115,482 KBtu	1.816 KBtu/SqFt	\$4,291.45	\$0.127 /kWh	\$0.067 /SqFt
NATURALGAS	556.00 CCF	57,268 KBtu	0.900 KBtu/SqFt	\$536.03	\$0.964 /CCF	\$0.008 /SqFt
SEWER	167.00 CCF			\$577.73	\$3.459 /CCF	\$0.009 /SqFt
WATER	334.00 CCF			\$1,151.42	\$3.447 /CCF	\$0.018 /SqFt
Totals:		172,750 KBtu	2.716 KBtu/SqFt	\$6,556.63		

Energy

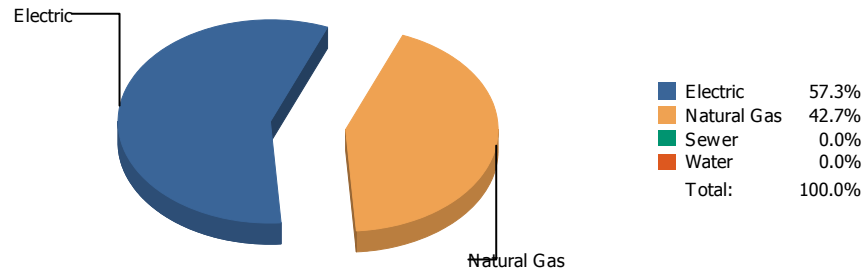


Cost

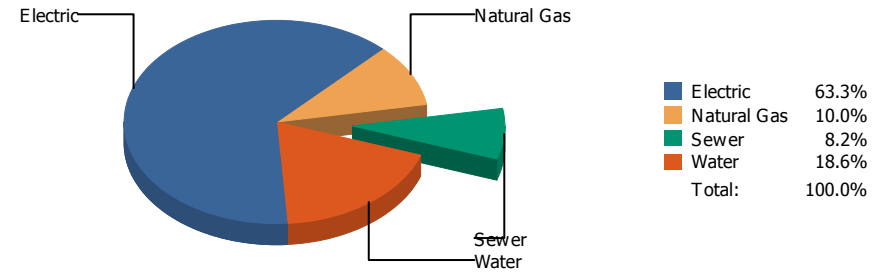


Commodity	Common Use	Energy Use	Energy Use / Area	Total Cost	Cost / Unit	Cost / Area
Place: [PAUL MORENO_1] PAUL MORENO 167 [BUILDING]						
Area: 87,824 SqFt						
Billing Period: Apr 2018						
ELECTRIC	54,300.00 kWh	185,326 KBtu	2.110 KBtu/SqFt	\$5,811.98	\$0.107 /kWh	\$0.066 /SqFt
NATURALGAS	1,290.00 CCF	132,870 KBtu	1.513 KBtu/SqFt	\$900.50	\$0.698 /CCF	\$0.010 /SqFt
SEWER	5.00 CCF			\$289.86	\$57.972 /CCF	\$0.003 /SqFt
WATER	492.00 CCF			\$3,827.80	\$7.780 /CCF	\$0.043 /SqFt
Totals:		318,196 KBtu	3.623 KBtu/SqFt	\$10,830.14		

Energy

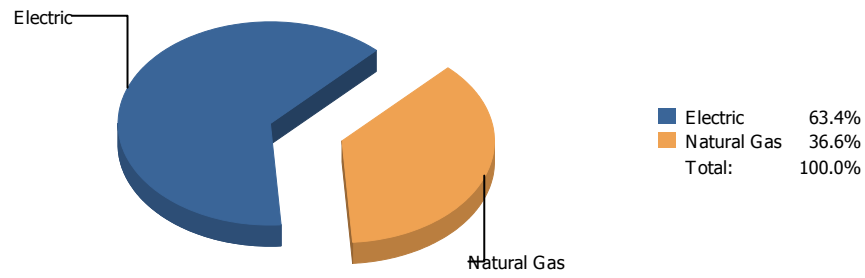


Cost

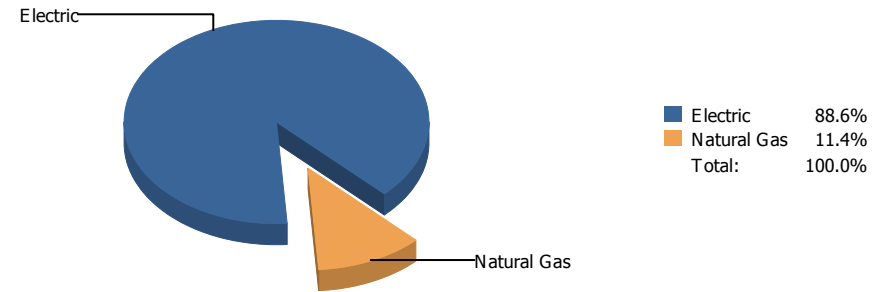


Commodity	Common Use	Energy Use	Energy Use / Area	Total Cost	Cost / Unit	Cost / Area
Place: [POLK] POLK 159 [BUILDING]						
Area: 67,321 SqFt						
Billing Period: Apr 2018						
ELECTRIC	33,220.00 kWh	113,380 KBtu	1.684 KBtu/SqFt	\$4,235.33	\$0.127 /kWh	\$0.063 /SqFt
NATURALGAS	821.00 CCF	84,563 KBtu	1.256 KBtu/SqFt	\$667.86	\$0.813 /CCF	\$0.010 /SqFt
SEWER	178.00 CCF			\$546.16	\$3.068 /CCF	\$0.008 /SqFt
WATER	373.00 CCF			\$1,242.79	\$3.332 /CCF	\$0.018 /SqFt
Totals:		197,943 KBtu	2.940 KBtu/SqFt	\$6,692.14		

Energy

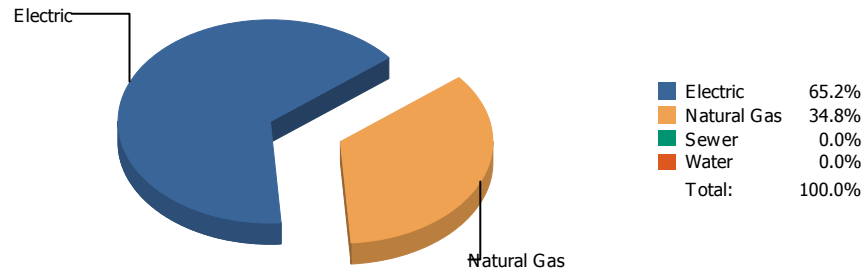


Cost

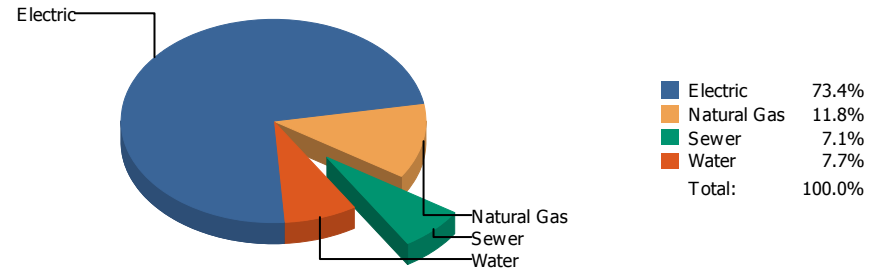


Commodity	Common Use	Energy Use	Energy Use / Area	Total Cost	Cost / Unit	Cost / Area
Place: [POWELL_2] POWELL		175 [BUILDING]				
Area: 79,770 SqFt						
Billing Period: Apr 2018						
ELECTRIC	56,640.00 kWh	193,312 KBtu	2.423 KBtu/SqFt	\$5,263.78	\$0.093 /kWh	\$0.066 /SqFt
NATURALGAS	1,085.00 CCF	111,755 KBtu	1.401 KBtu/SqFt	\$674.80	\$0.622 /CCF	\$0.008 /SqFt
Totals:		305,067 KBtu	3.824 KBtu/SqFt	\$5,938.58		

Energy

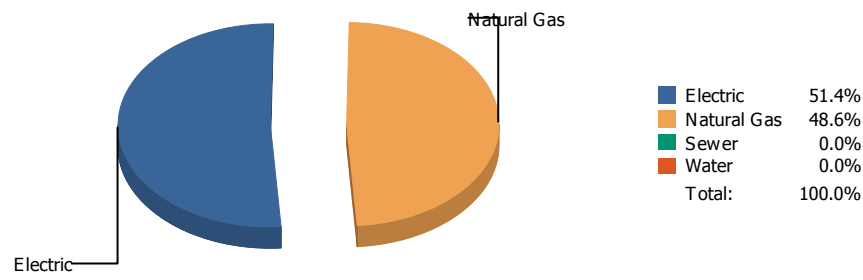


Cost

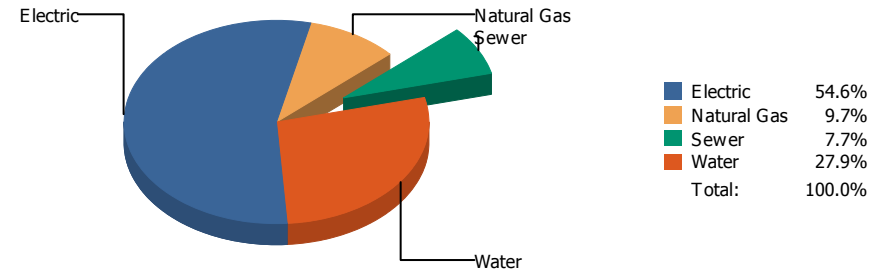


Commodity	Common Use	Energy Use	Energy Use / Area	Total Cost	Cost / Unit	Cost / Area
Place: [PROFESSIONAL DEV] EPISD PROF DEVELOPMENT CENTER931 [BUILDING]						
Area: 18,400 SqFt						
Billing Period: Apr 2018						
ELECTRIC	10,840.00 kWh	36,997 KBtu	2.011 KBtu/SqFt	\$1,374.20	\$0.127 /kWh	\$0.075 /SqFt
NATURALGAS	192.00 CCF	19,776 KBtu	1.075 KBtu/SqFt	\$220.58	\$1.149 /CCF	\$0.012 /SqFt
SEWER	31.00 CCF			\$133.34	\$4.301 /CCF	\$0.007 /SqFt
WATER	18.00 CCF			\$143.65	\$7.981 /CCF	\$0.008 /SqFt
Totals:		56,773 KBtu	3.085 KBtu/SqFt	\$1,871.77		

Energy

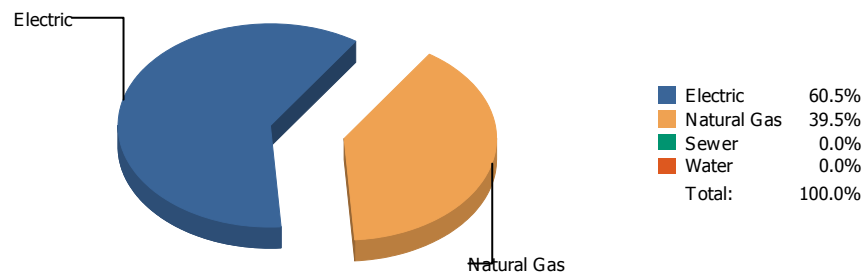


Cost

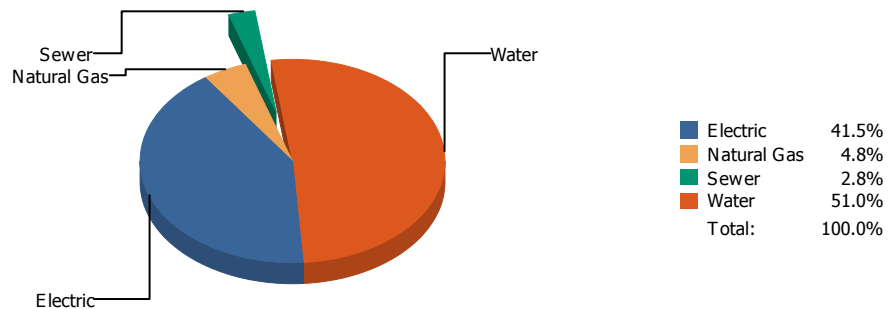


Commodity	Common Use	Energy Use	Energy Use / Area	Total Cost	Cost / Unit	Cost / Area
Place: [PUTNAM] PUTNAM 135 [BUILDING]						
Area: 61,978 SqFt						
Billing Period: Apr 2018						
ELECTRIC	28,893.00 kWh	98,612 KBtu	1.591 KBtu/SqFt	\$3,994.31	\$0.138 /kWh	\$0.064 /SqFt
NATURALGAS	905.00 CCF	93,215 KBtu	1.504 KBtu/SqFt	\$710.32	\$0.785 /CCF	\$0.011 /SqFt
SEWER	239.00 CCF			\$565.45	\$2.366 /CCF	\$0.009 /SqFt
WATER	487.00 CCF			\$2,039.25	\$4.187 /CCF	\$0.033 /SqFt
Totals:		191,827 KBtu	3.095 KBtu/SqFt	\$7,309.33		

Energy

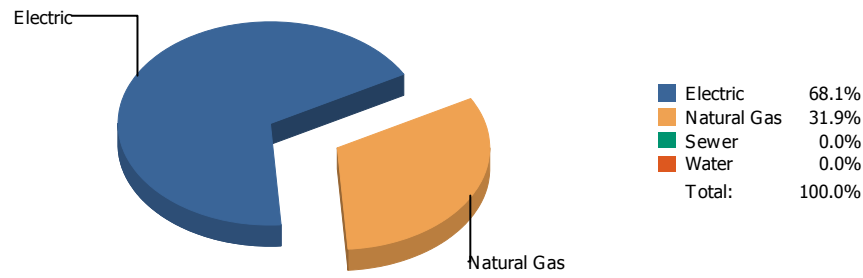


Cost

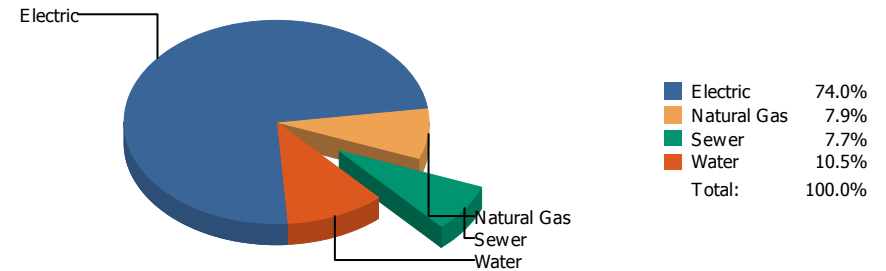


Commodity	Common Use	Energy Use	Energy Use / Area	Total Cost	Cost / Unit	Cost / Area
Place: [RICHARDS] RICHARDSON [BUILDING]						
Area: 115,872 SqFt						
Billing Period: Apr 2018						
ELECTRIC	87,300.00 kWh	297,955 KBtu	2.571 KBtu/SqFt	\$9,405.85	\$0.108 /kWh	\$0.081 /SqFt
NATURALGAS	1,892.00 CCF	194,876 KBtu	1.682 KBtu/SqFt	\$1,076.83	\$0.569 /CCF	\$0.009 /SqFt
SEWER	222.00 CCF			\$630.20	\$2.839 /CCF	\$0.005 /SqFt
WATER	1,779.00 CCF			\$11,555.67	\$6.496 /CCF	\$0.099 /SqFt
Totals:		492,831 KBtu	4.253 KBtu/SqFt	\$22,668.55		

Energy

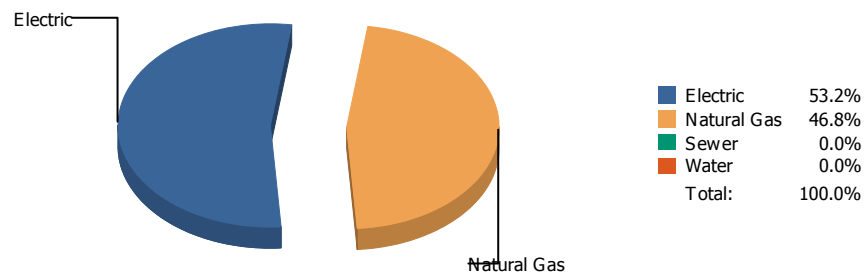


Cost

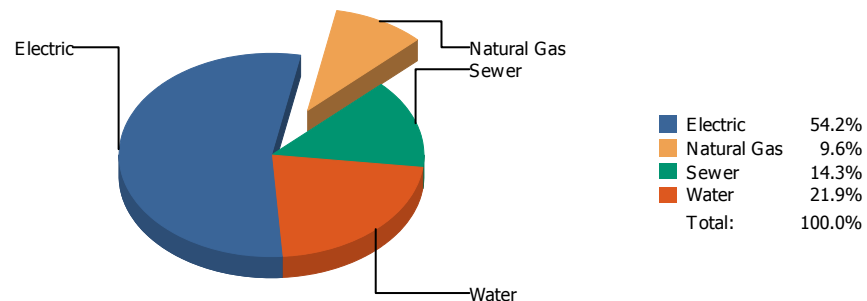


Commodity	Common Use	Energy Use	Energy Use / Area	Total Cost	Cost / Unit	Cost / Area
Place: [RIVERA] RIVERA 156 [BUILDING]						
Area: 77,562 SqFt						
Billing Period: Apr 2018						
ELECTRIC	41,547.00 kWh	141,800 KBtu	1.828 KBtu/SqFt	\$5,402.94	\$0.130 /kWh	\$0.070 /SqFt
NATURALGAS	644.00 CCF	66,332 KBtu	0.855 KBtu/SqFt	\$578.67	\$0.899 /CCF	\$0.007 /SqFt
SEWER	136.00 CCF			\$559.21	\$4.112 /CCF	\$0.007 /SqFt
WATER	179.00 CCF			\$764.48	\$4.271 /CCF	\$0.010 /SqFt
Totals:		208,132 KBtu	2.683 KBtu/SqFt	\$7,305.30		

Energy

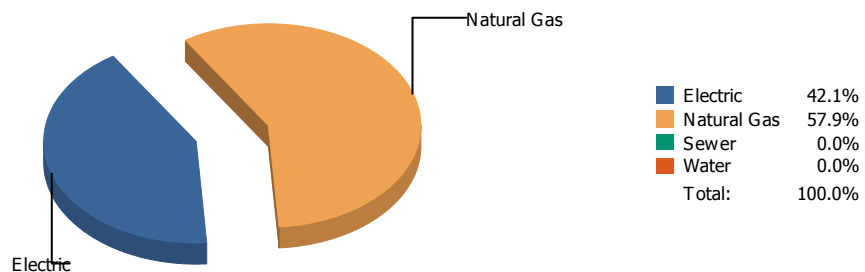


Cost

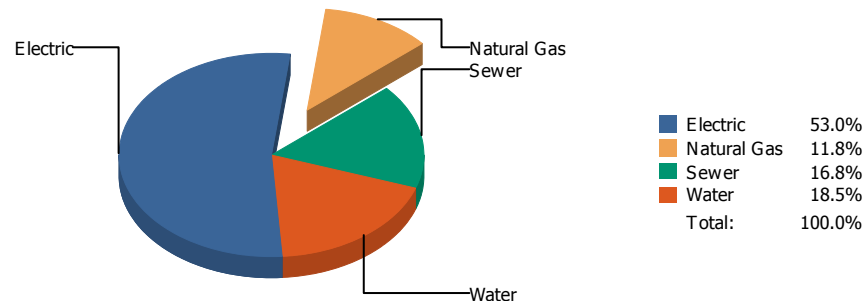


Commodity	Common Use	Energy Use	Energy Use / Area	Total Cost	Cost / Unit	Cost / Area
Place: [ROBERTS] ROBERTS 136 [BUILDING]						
Area: 81,457 SqFt						
Billing Period: Apr 2018						
ELECTRIC	44,440.00 kWh	151,674 KBtu	1.862 KBtu/SqFt	\$4,304.54	\$0.097 /kWh	\$0.053 /SqFt
NATURALGAS	1,294.00 CCF	133,282 KBtu	1.636 KBtu/SqFt	\$760.21	\$0.587 /CCF	\$0.009 /SqFt
SEWER	488.00 CCF			\$1,138.26	\$2.333 /CCF	\$0.014 /SqFt
WATER	685.00 CCF			\$1,738.97	\$2.539 /CCF	\$0.021 /SqFt
Totals:		284,956 KBtu	3.498 KBtu/SqFt	\$7,941.98		

Energy

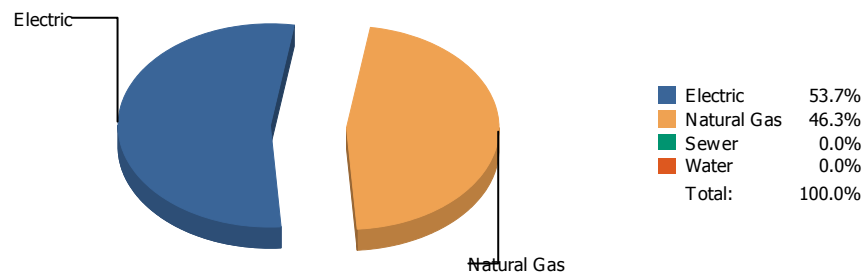


Cost

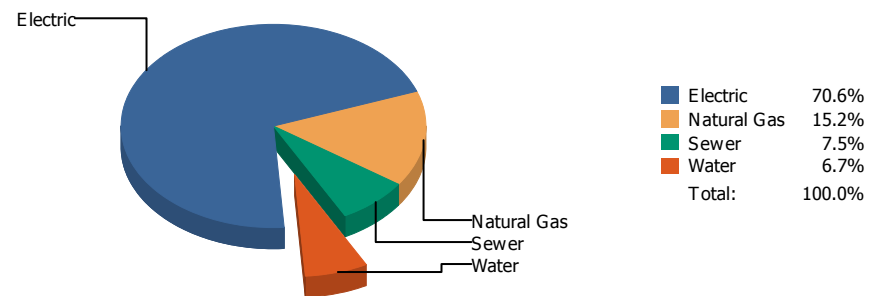


Commodity	Common Use	Energy Use	Energy Use / Area	Total Cost	Cost / Unit	Cost / Area
Place: [ROSS] ROSS 042 [BUILDING]						
Area: 131,497 SqFt						
Billing Period: Apr 2018						
ELECTRIC	59,874.00 kWh	204,350 KBtu	1.554 KBtu/SqFt	\$6,559.57	\$0.110 /kWh	\$0.050 /SqFt
NATURALGAS	2,732.00 CCF	281,396 KBtu	2.140 KBtu/SqFt	\$1,455.76	\$0.533 /CCF	\$0.011 /SqFt
SEWER	979.00 CCF			\$2,076.07	\$2.121 /CCF	\$0.016 /SqFt
WATER	963.00 CCF			\$2,286.33	\$2.374 /CCF	\$0.017 /SqFt
Totals:		485,746 KBtu	3.694 KBtu/SqFt	\$12,377.73		

Energy

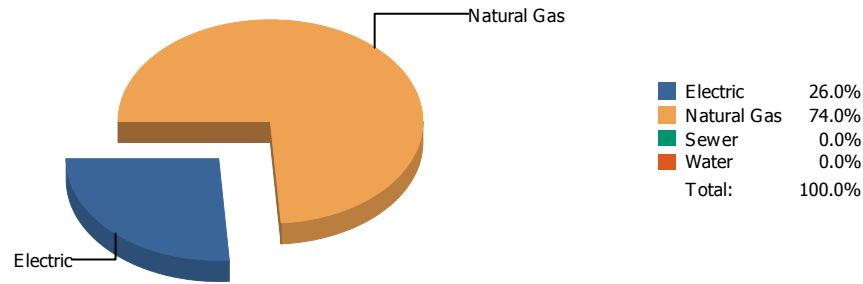


Cost

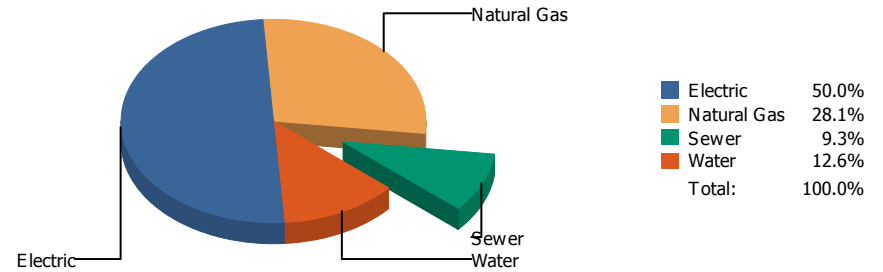


Commodity	Common Use	Energy Use	Energy Use / Area	Total Cost	Cost / Unit	Cost / Area
Place: [RUSK] RUSK 138 [BUILDING]						
Area: 67,240 SqFt						
Billing Period: Apr 2018						
ELECTRIC	26,394.00 kWh	90,083 KBtu	1.340 KBtu/SqFt	\$2,955.21	\$0.112 /kWh	\$0.044 /SqFt
NATURALGAS	755.00 CCF	77,765 KBtu	1.157 KBtu/SqFt	\$633.99	\$0.840 /CCF	\$0.009 /SqFt
SEWER	58.00 CCF			\$312.46	\$5.387 /CCF	\$0.005 /SqFt
WATER	67.00 CCF			\$282.27	\$4.213 /CCF	\$0.004 /SqFt
Totals:		167,848 KBtu	2.496 KBtu/SqFt	\$4,183.93		

Energy

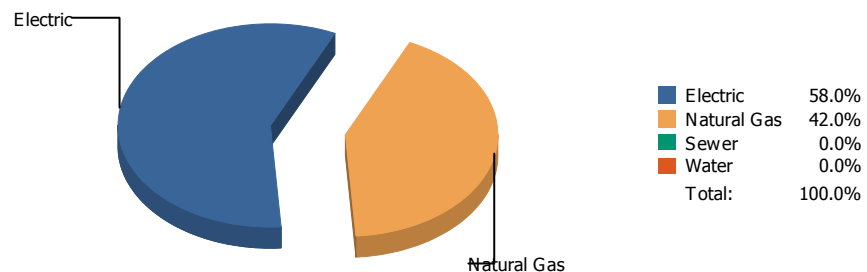


Cost

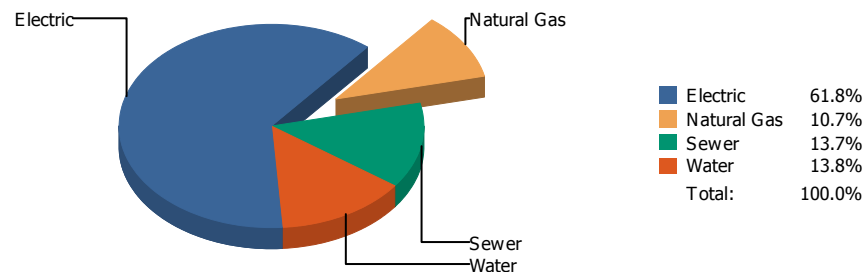


Commodity	Common Use	Energy Use	Energy Use / Area	Total Cost	Cost / Unit	Cost / Area
Place: [SAN JAC] SAN JACINTO 139 [BUILDING]						
Area: 29,589 SqFt						
Billing Period: Apr 2018						
ELECTRIC	4,900.00 kWh	16,724 KBtu	0.565 KBtu/SqFt	\$635.98	\$0.130 /kWh	\$0.021 /SqFt
NATURALGAS	462.00 CCF	47,586 KBtu	1.608 KBtu/SqFt	\$357.15	\$0.773 /CCF	\$0.012 /SqFt
SEWER	13.00 CCF			\$118.10	\$9.085 /CCF	\$0.004 /SqFt
WATER	24.00 CCF			\$159.61	\$6.650 /CCF	\$0.005 /SqFt
Totals:		64,310 KBtu	2.173 KBtu/SqFt	\$1,270.84		

Energy

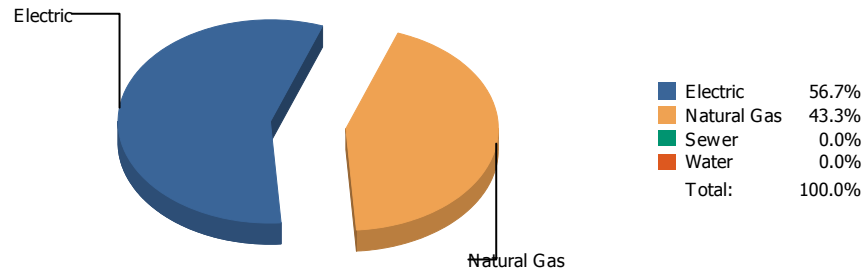


Cost

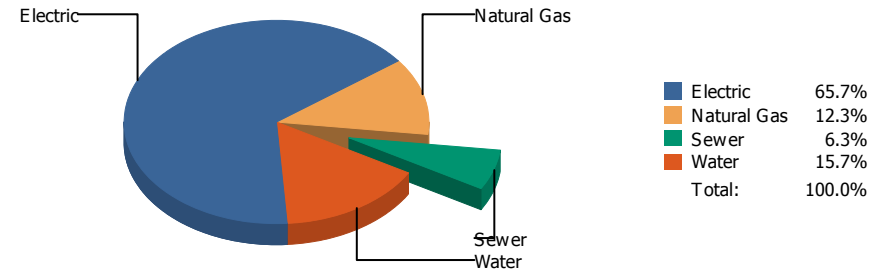


Commodity	Common Use	Energy Use	Energy Use / Area	Total Cost	Cost / Unit	Cost / Area
Place: [SCHUSTER] SCHUSTER 140 [BUILDING]						
Area: 34,371 SqFt						
Billing Period: Apr 2018						
ELECTRIC	20,012.00 kWh	68,301 KBtu	1.987 KBtu/SqFt	\$2,161.06	\$0.108 /kWh	\$0.063 /SqFt
NATURALGAS	480.00 CCF	49,440 KBtu	1.438 KBtu/SqFt	\$373.00	\$0.777 /CCF	\$0.011 /SqFt
SEWER	202.00 CCF			\$479.09	\$2.372 /CCF	\$0.014 /SqFt
WATER	174.00 CCF			\$482.11	\$2.771 /CCF	\$0.014 /SqFt
Totals:		117,741 KBtu	3.426 KBtu/SqFt	\$3,495.26		

Energy

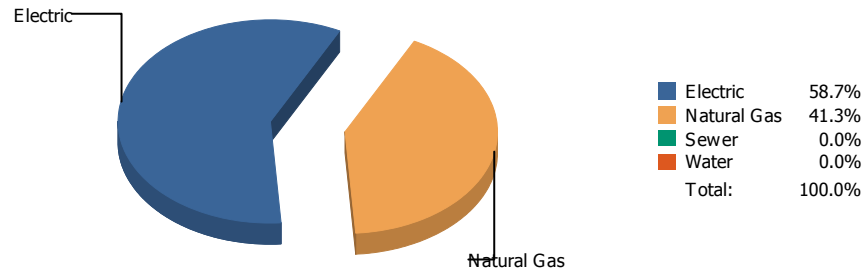


Cost

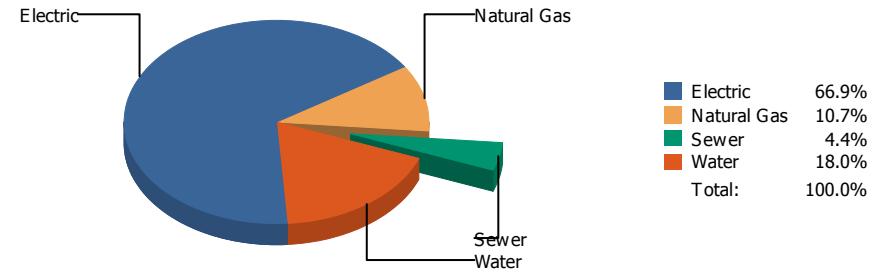


Commodity	Common Use	Energy Use	Energy Use / Area	Total Cost	Cost / Unit	Cost / Area
Place: [STANTON] STANTON 141 [BUILDING]						
Area: 75,957 SqFt						
Billing Period: Apr 2018						
ELECTRIC	24,808.00 kWh	84,670 KBtu	1.115 KBtu/SqFt	\$3,050.86	\$0.123 /kWh	\$0.040 /SqFt
NATURALGAS	627.00 CCF	64,581 KBtu	0.850 KBtu/SqFt	\$570.44	\$0.910 /CCF	\$0.007 /SqFt
SEWER	66.00 CCF			\$293.46	\$4.446 /CCF	\$0.004 /SqFt
WATER	171.00 CCF			\$728.48	\$4.260 /CCF	\$0.010 /SqFt
Totals:		149,251 KBtu	1.965 KBtu/SqFt	\$4,643.24		

Energy

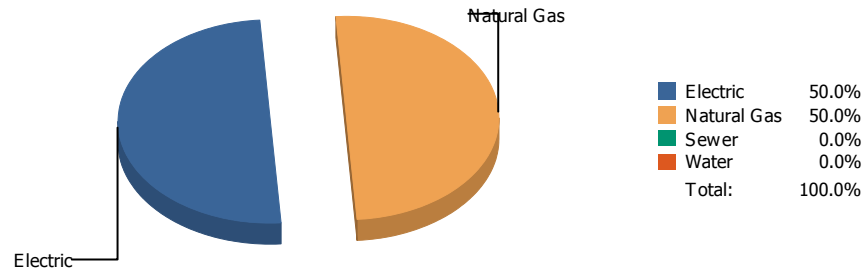


Cost

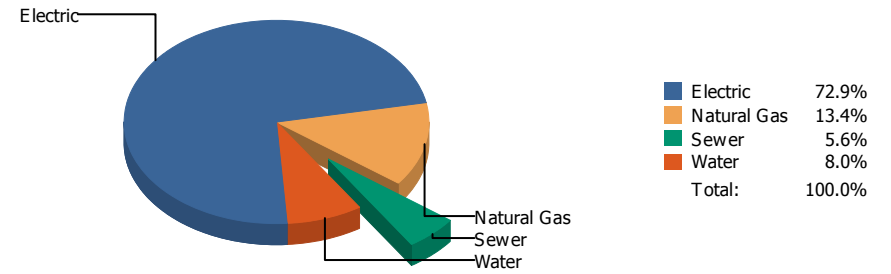


Commodity	Common Use	Energy Use	Energy Use / Area	Total Cost	Cost / Unit	Cost / Area
Place: [SUNSET HIGH_1] SUNSET HIGH SCHOOL [BUILDING]						
Area: 33,263 SqFt						
Billing Period: Apr 2018						
ELECTRIC	17,040.00 kWh	58,158 KBtu	1.748 KBtu/SqFt	\$2,071.25	\$0.122 /kWh	\$0.062 /SqFt
NATURALGAS	397.00 CCF	40,891 KBtu	1.229 KBtu/SqFt	\$329.88	\$0.831 /CCF	\$0.010 /SqFt
SEWER	23.00 CCF			\$137.20	\$5.965 /CCF	\$0.004 /SqFt
WATER	138.00 CCF			\$555.67	\$4.027 /CCF	\$0.017 /SqFt
Totals:		99,049 KBtu	2.978 KBtu/SqFt	\$3,094.00		

Energy

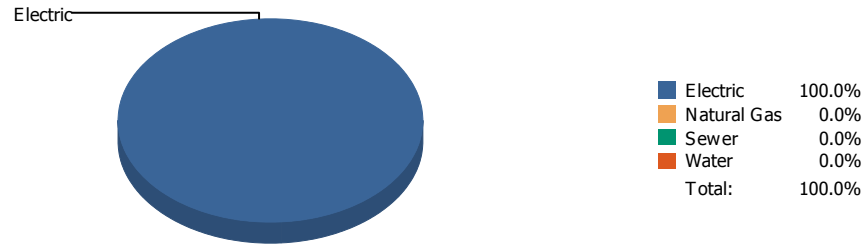


Cost

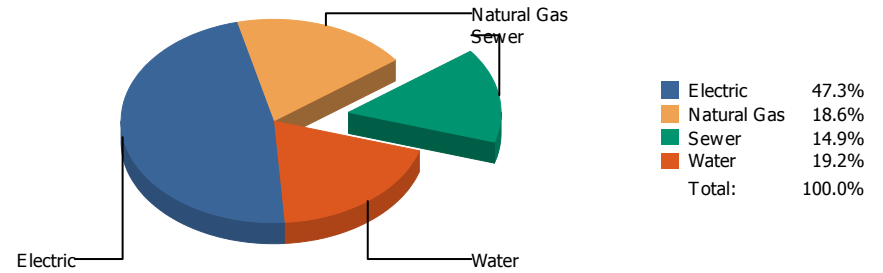


Commodity	Common Use	Energy Use	Energy Use / Area	Total Cost	Cost / Unit	Cost / Area
Place: [TELLES] R. TELLES ACADEMY 027 [BUILDING]						
Area: 38,000 SqFt						
Billing Period: Apr 2018						
ELECTRIC	34,600.00 kWh	118,090 KBtu	3.108 KBtu/SqFt	\$3,737.34	\$0.108 /kWh	\$0.098 /SqFt
NATURALGAS	1,145.00 CCF	117,935 KBtu	3.104 KBtu/SqFt	\$688.14	\$0.601 /CCF	\$0.018 /SqFt
SEWER	42.00 CCF			\$286.40	\$6.819 /CCF	\$0.008 /SqFt
WATER	76.00 CCF			\$411.97	\$5.421 /CCF	\$0.011 /SqFt
Totals:		236,025 KBtu	6.211 KBtu/SqFt	\$5,123.85		

Energy

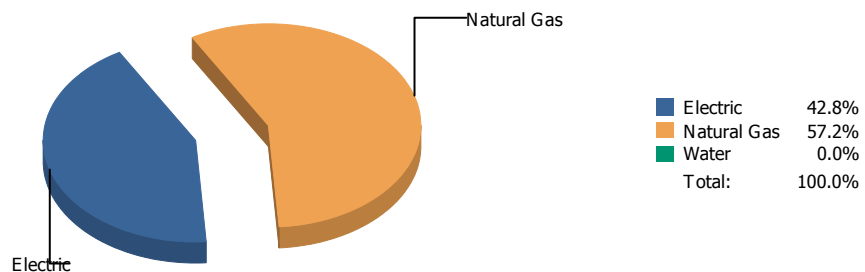


Cost

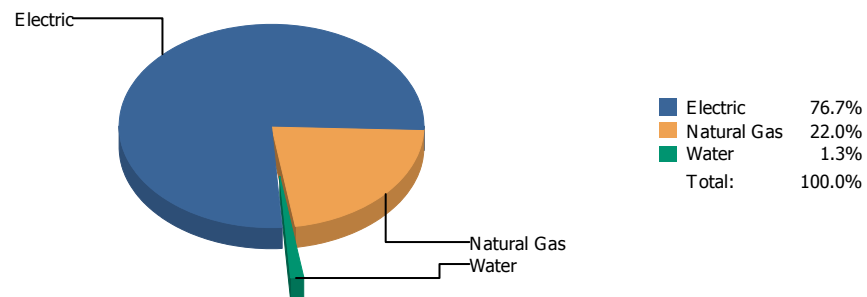


Commodity	Common Use	Energy Use	Energy Use / Area	Total Cost	Cost / Unit	Cost / Area
Place: [TENNISCENTER_2] TENNIS CENTER 000 [BUILDING]						
Area: 3,867 SqFt						
Billing Period: Apr 2018						
ELECTRIC	1,221.00 kWh	4,167 KBtu	1.078 KBtu/SqFt	\$314.49	\$0.258 /kWh	\$0.081 /SqFt
NATURALGAS	0.00 CCF	0 KBtu	0.000 KBtu/SqFt	\$123.56	\$0.000 /CCF	\$0.032 /SqFt
SEWER	3.00 CCF			\$99.00	\$33.000 /CCF	\$0.026 /SqFt
WATER	9.00 CCF			\$127.36	\$14.151 /CCF	\$0.033 /SqFt
Totals:		4,167 KBtu	1.078 KBtu/SqFt	\$664.41		

Energy

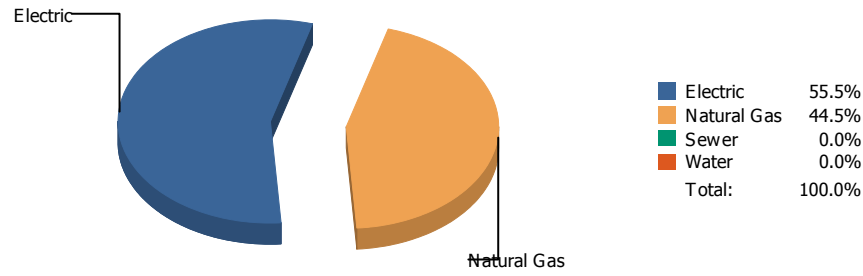


Cost

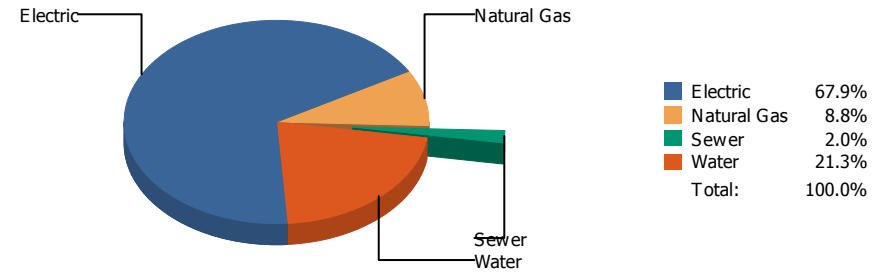


Commodity	Common Use	Energy Use	Energy Use / Area	Total Cost	Cost / Unit	Cost / Area
Place: [TERRACE] TERRACE HILLS 048 [BUILDING]						
Area: 138,021 SqFt						
Billing Period: Apr 2018						
ELECTRIC	30,750.00 kWh	104,950 KBtu	0.760 KBtu/SqFt	\$3,305.98	\$0.108 /kWh	\$0.024 /SqFt
NATURALGAS	1,364.00 CCF	140,492 KBtu	1.018 KBtu/SqFt	\$948.28	\$0.695 /CCF	\$0.007 /SqFt
WATER	0.00 CCF			\$54.48	\$0.000 /CCF	\$0.000 /SqFt
Totals:		245,442 KBtu	1.778 KBtu/SqFt	\$4,308.74		

Energy

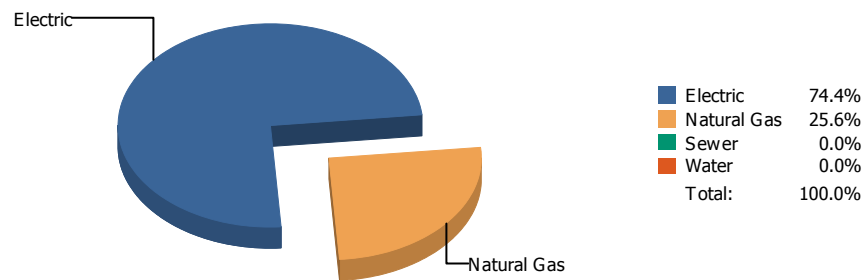


Cost

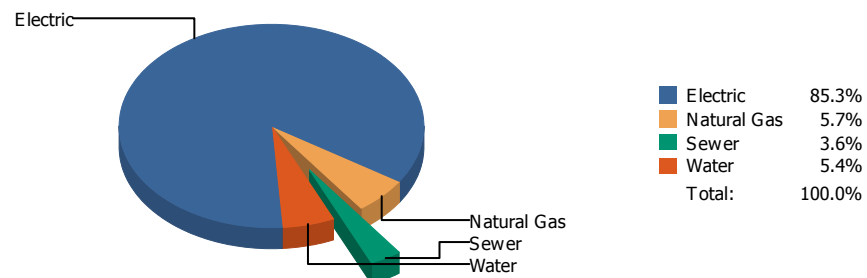


Commodity	Common Use	Energy Use	Energy Use / Area	Total Cost	Cost / Unit	Cost / Area
Place: [TIPPENELEMENTARY] TIPPIN ELEMENTARY 168 [BUILDING]						
Area: 88,360 SqFt						
Billing Period: Apr 2018						
ELECTRIC	59,160.00 kWh	201,913 KBtu	2.285 KBtu/SqFt	\$6,892.36	\$0.117 /kWh	\$0.078 /SqFt
NATURALGAS	1,570.00 CCF	161,710 KBtu	1.830 KBtu/SqFt	\$893.70	\$0.569 /CCF	\$0.010 /SqFt
SEWER	0.00 CCF			\$206.18	\$0.000 /CCF	\$0.002 /SqFt
WATER	323.00 CCF			\$2,164.34	\$6.701 /CCF	\$0.024 /SqFt
Totals:		363,623 KBtu	4.115 KBtu/SqFt	\$10,156.58		

Energy

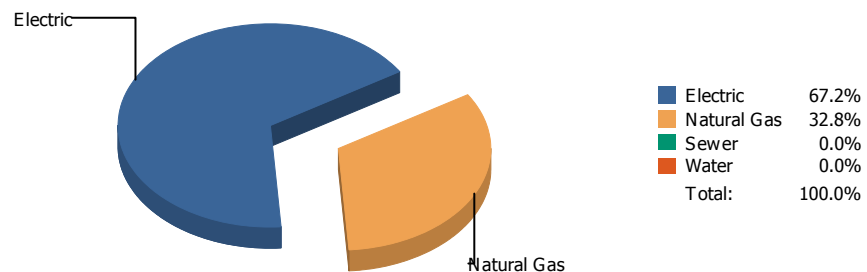


Cost

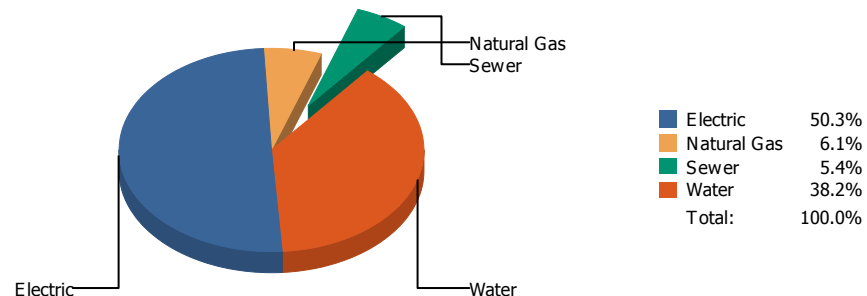


Commodity	Common Use	Energy Use	Energy Use / Area	Total Cost	Cost / Unit	Cost / Area
Place: [TOMLEA_2] TOM LEA 178 [BUILDING]						
Area: 88,828 SqFt						
Billing Period: Apr 2018						
ELECTRIC	90,280.00 kWh	308,126 KBtu	3.469 KBtu/SqFt	\$9,632.82	\$0.107 /kWh	\$0.108 /SqFt
NATURALGAS	1,030.00 CCF	106,090 KBtu	1.194 KBtu/SqFt	\$647.41	\$0.629 /CCF	\$0.007 /SqFt
SEWER	102.00 CCF			\$401.00	\$3.931 /CCF	\$0.005 /SqFt
WATER	159.00 CCF			\$613.47	\$3.858 /CCF	\$0.007 /SqFt
Totals:		414,216 KBtu	4.663 KBtu/SqFt	\$11,294.70		

Energy

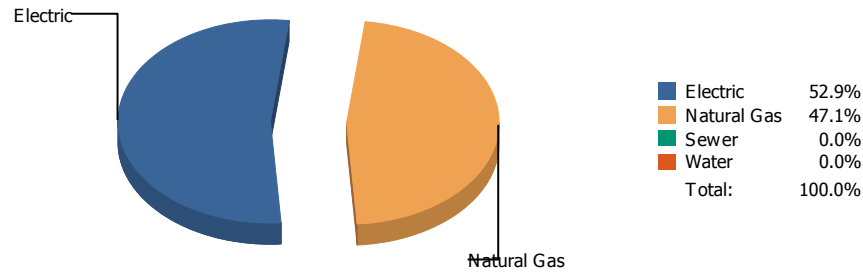


Cost

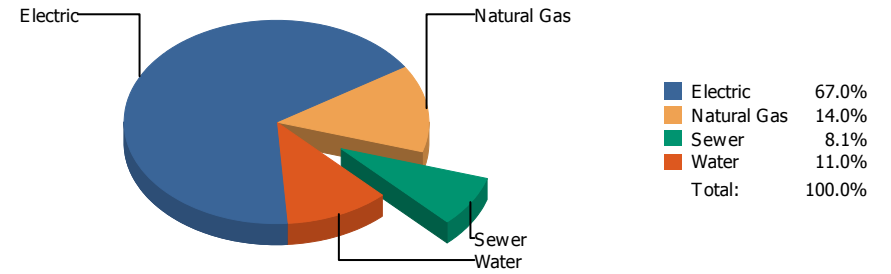


Commodity	Common Use	Energy Use	Energy Use / Area	Total Cost	Cost / Unit	Cost / Area
Place: [TRAVIS] TRAVIS 143 [BUILDING]						
Area: 78,925 SqFt						
Billing Period: Apr 2018						
ELECTRIC	26,760.00 kWh	91,332 KBtu	1.157 KBtu/SqFt	\$2,876.57	\$0.107 /kWh	\$0.036 /SqFt
NATURALGAS	433.00 CCF	44,599 KBtu	0.565 KBtu/SqFt	\$348.57	\$0.805 /CCF	\$0.004 /SqFt
SEWER	73.00 CCF			\$306.83	\$4.203 /CCF	\$0.004 /SqFt
WATER	406.00 CCF			\$2,181.82	\$5.374 /CCF	\$0.027 /SqFt
Totals:		135,931 KBtu	1.722 KBtu/SqFt	\$5,713.79		

Energy

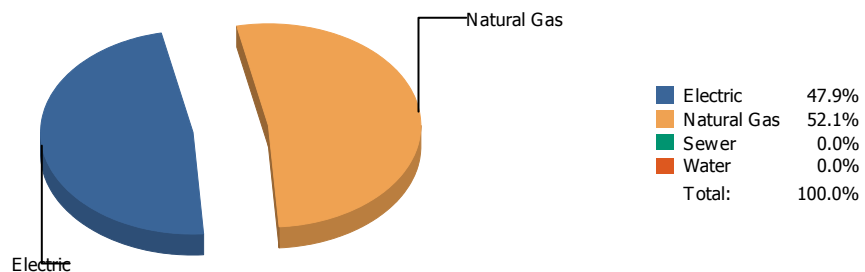


Cost

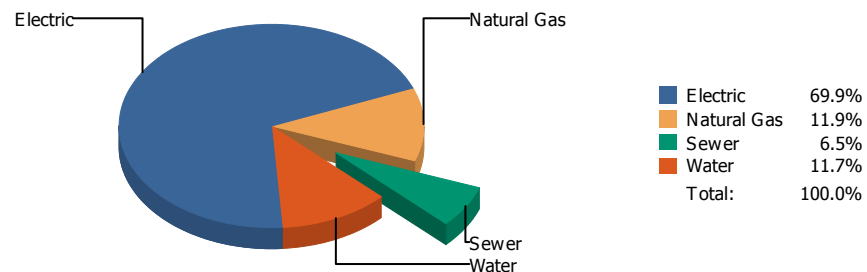


Commodity	Common Use	Energy Use	Energy Use / Area	Total Cost	Cost / Unit	Cost / Area
Place: [VILAS] VILAS 144 [BUILDING]						
Area: 66,992 SqFt						
Billing Period: Apr 2018						
ELECTRIC	33,254.00 kWh	113,496 KBtu	1.694 KBtu/SqFt	\$4,198.10	\$0.126 /kWh	\$0.063 /SqFt
NATURALGAS	979.60 CCF	100,899 KBtu	1.506 KBtu/SqFt	\$875.38	\$0.894 /CCF	\$0.013 /SqFt
SEWER	70.00 CCF			\$506.78	\$7.240 /CCF	\$0.007 /SqFt
WATER	120.00 CCF			\$690.04	\$5.750 /CCF	\$0.010 /SqFt
Totals:		214,395 KBtu	3.200 KBtu/SqFt	\$6,270.30		

Energy

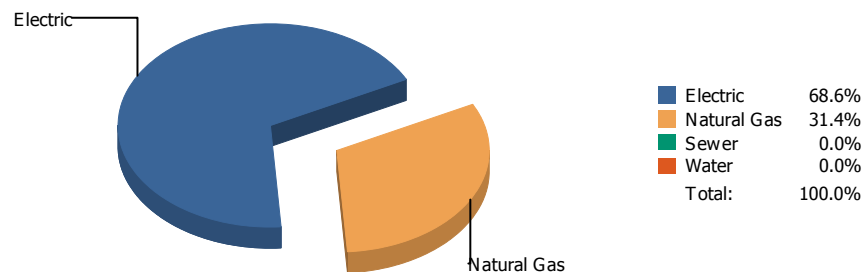


Cost

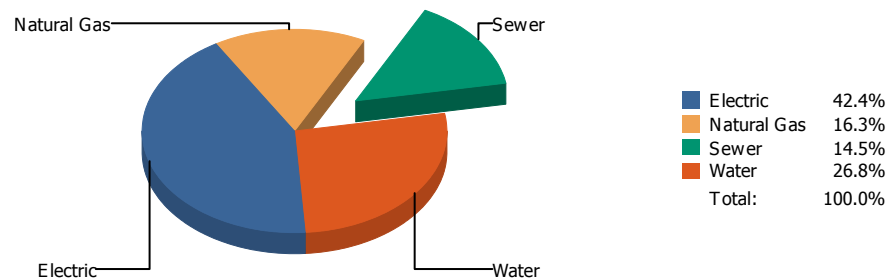


Commodity	Common Use	Energy Use	Energy Use / Area	Total Cost	Cost / Unit	Cost / Area
Place: [W HILLS] WESTERN HILLS 146 [BUILDING]						
Area: 77,753 SqFt						
Billing Period: Apr 2018						
ELECTRIC	36,480.00 kWh	124,506 KBtu	1.601 KBtu/SqFt	\$4,658.83	\$0.128 /kWh	\$0.060 /SqFt
NATURALGAS	1,316.00 CCF	135,548 KBtu	1.743 KBtu/SqFt	\$789.89	\$0.600 /CCF	\$0.010 /SqFt
SEWER	61.00 CCF			\$434.07	\$7.116 /CCF	\$0.006 /SqFt
WATER	223.00 CCF			\$782.24	\$3.508 /CCF	\$0.010 /SqFt
Totals:		260,054 KBtu	3.345 KBtu/SqFt	\$6,665.03		

Energy



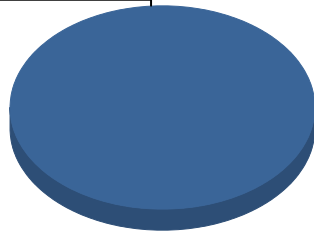
Cost



Commodity	Common Use	Energy Use	Energy Use / Area	Total Cost	Cost / Unit	Cost / Area
Place: [WAINWRIG] WAINWRIGHT 145 [BUILDING]						
Area: 38,227 SqFt						
Billing Period: Apr 2018						
ELECTRIC	9,151.00 kWh	31,232 KBtu	0.817 KBtu/SqFt	\$832.36	\$0.091 /kWh	\$0.022 /SqFt
NATURALGAS	139.00 CCF	14,317 KBtu	0.375 KBtu/SqFt	\$319.33	\$2.297 /CCF	\$0.008 /SqFt
SEWER	51.00 CCF			\$283.95	\$5.568 /CCF	\$0.007 /SqFt
WATER	115.00 CCF			\$525.43	\$4.569 /CCF	\$0.014 /SqFt
Totals:		45,549 KBtu	1.192 KBtu/SqFt	\$1,961.07		

Energy

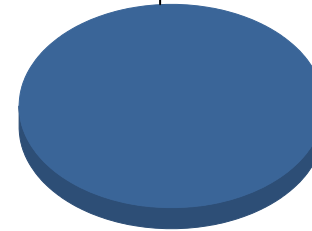
Electric



■ Electric 100.0%
Total: 100.0%

Cost

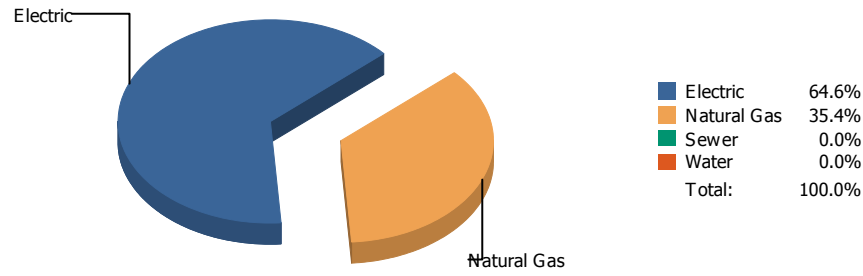
Electric



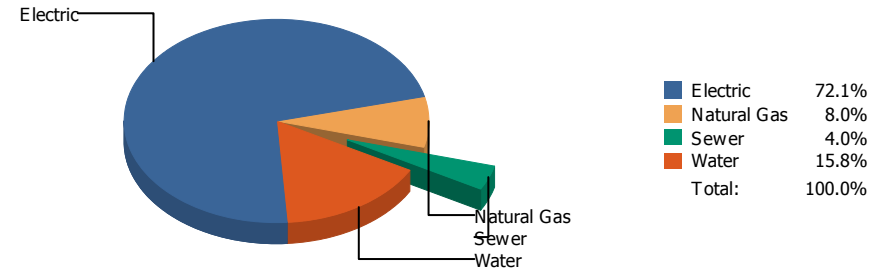
■ Electric 100.0%
Total: 100.0%

Commodity	Common Use	Energy Use	Energy Use / Area	Total Cost	Cost / Unit	Cost / Area
Place: [WESTSIDE] WESTSIDE TRANSPORTATION 951 [BUILDING]						
Area: 4,040 SqFt						
Billing Period: Apr 2018						
ELECTRIC	2,597.00 kWh	8,864 KBtu	2.194 KBtu/SqFt	\$304.59	\$0.117 /kWh	\$0.075 /SqFt
Totals:		8,864 KBtu	2.194 KBtu/SqFt	\$304.59		

Energy

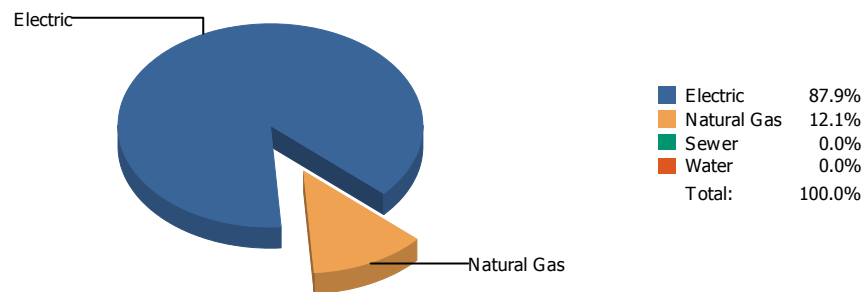


Cost

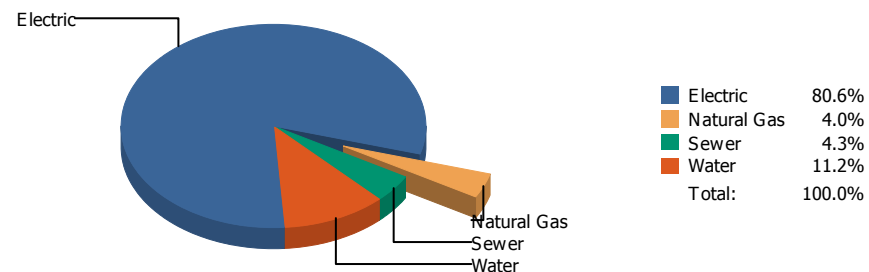


Commodity	Common Use	Energy Use	Energy Use / Area	Total Cost	Cost / Unit	Cost / Area
Place: [WHITAKER] WHITAKER 153 [BUILDING]						
Area: 89,458 SqFt						
Billing Period: Apr 2018						
ELECTRIC	90,240.00 kWh	307,989 KBtu	3.443 KBtu/SqFt	\$8,535.23	\$0.095 /kWh	\$0.095 /SqFt
NATURALGAS	1,642.00 CCF	169,126 KBtu	1.891 KBtu/SqFt	\$952.29	\$0.580 /CCF	\$0.011 /SqFt
SEWER	91.00 CCF			\$473.26	\$5.201 /CCF	\$0.005 /SqFt
WATER	541.00 CCF			\$1,876.12	\$3.468 /CCF	\$0.021 /SqFt
Totals:		477,115 KBtu	5.333 KBtu/SqFt	\$11,836.90		

Energy

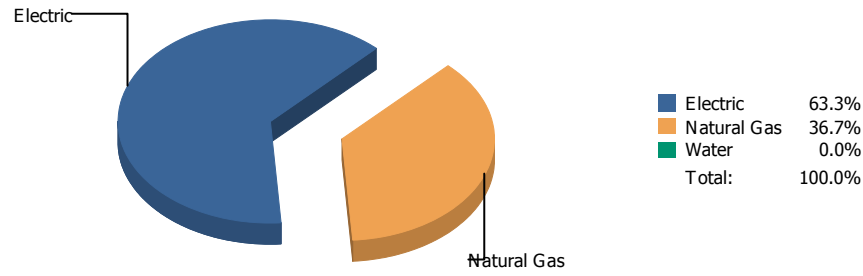


Cost

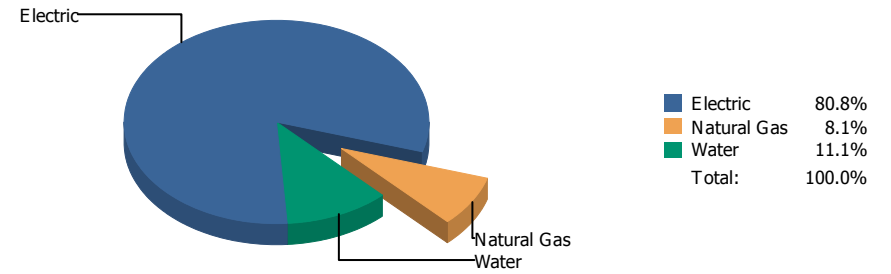


Commodity	Common Use	Energy Use	Energy Use / Area	Total Cost	Cost / Unit	Cost / Area
Place: [WHITE] ZACH WHITE ELEMENTARY NEW-1997 [BUILDING]						
Area: 92,458 SqFt						
Billing Period: Apr 2018						
ELECTRIC	59,400.00 kWh	202,732 KBtu	2.193 KBtu/SqFt	\$7,709.94	\$0.130 /kWh	\$0.083 /SqFt
NATURALGAS	271.00 CCF	27,913 KBtu	0.302 KBtu/SqFt	\$384.03	\$1.417 /CCF	\$0.004 /SqFt
SEWER	116.00 CCF			\$408.10	\$3.518 /CCF	\$0.004 /SqFt
WATER	274.00 CCF			\$1,068.62	\$3.900 /CCF	\$0.011 /SqFt
Totals:		230,645 KBtu	2.495 KBtu/SqFt	\$9,570.69		

Energy

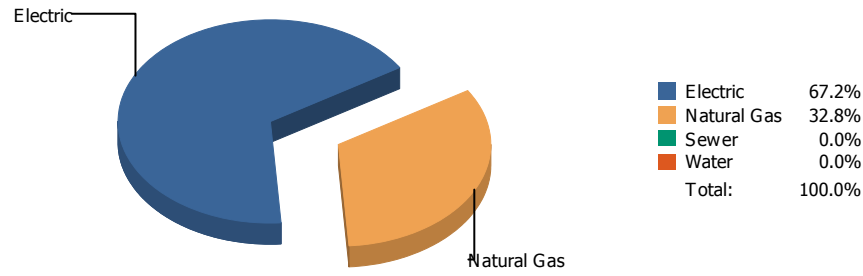


Cost

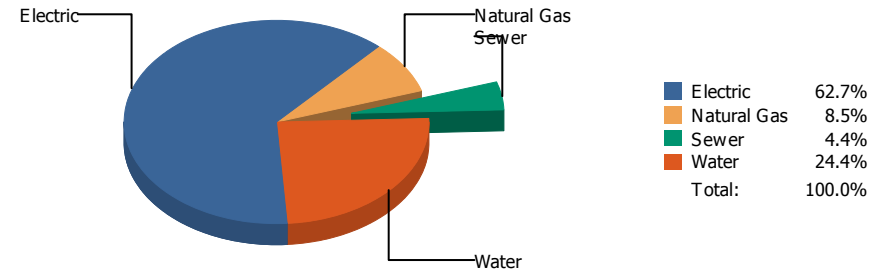


Commodity	Common Use	Energy Use	Energy Use / Area	Total Cost	Cost / Unit	Cost / Area
Place: [WIGGS] WIGGS 052 [BUILDING]						
Area: 110,689 SqFt						
Billing Period: Apr 2018						
ELECTRIC	46,640.00 kWh	159,182 KBtu	1.438 KBtu/SqFt	\$5,808.96	\$0.125 /kWh	\$0.052 /SqFt
NATURALGAS	895.00 CCF	92,185 KBtu	0.833 KBtu/SqFt	\$580.16	\$0.648 /CCF	\$0.005 /SqFt
WATER	173.00 CCF			\$799.49	\$4.621 /CCF	\$0.007 /SqFt
Totals:		251,367 KBtu	2.271 KBtu/SqFt	\$7,188.61		

Energy

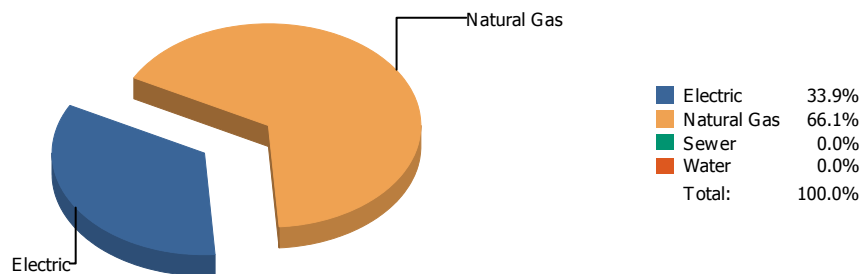


Cost

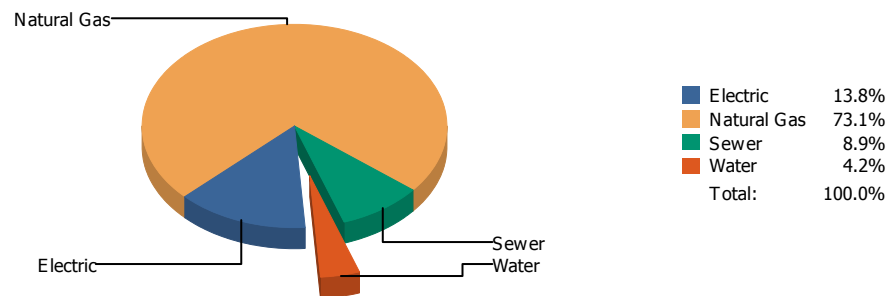


Commodity	Common Use	Energy Use	Energy Use / Area	Total Cost	Cost / Unit	Cost / Area
Place: [ZAVALA] ZAVALA 148 [BUILDING]						
Area: 53,356 SqFt						
Billing Period: Apr 2018						
ELECTRIC	26,000.00 kWh	88,738 KBtu	1.663 KBtu/SqFt	\$2,482.97	\$0.095 /kWh	\$0.047 /SqFt
NATURALGAS	421.00 CCF	43,363 KBtu	0.813 KBtu/SqFt	\$336.26	\$0.799 /CCF	\$0.006 /SqFt
SEWER	43.00 CCF			\$175.40	\$4.079 /CCF	\$0.003 /SqFt
WATER	167.00 CCF			\$967.20	\$5.792 /CCF	\$0.018 /SqFt
Totals:		132,101 KBtu	2.476 KBtu/SqFt	\$3,961.83		

Energy

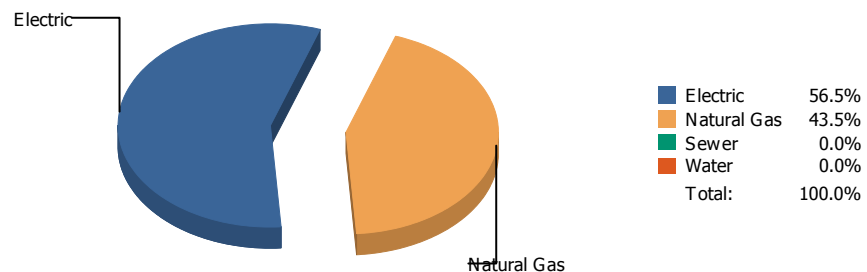


Cost

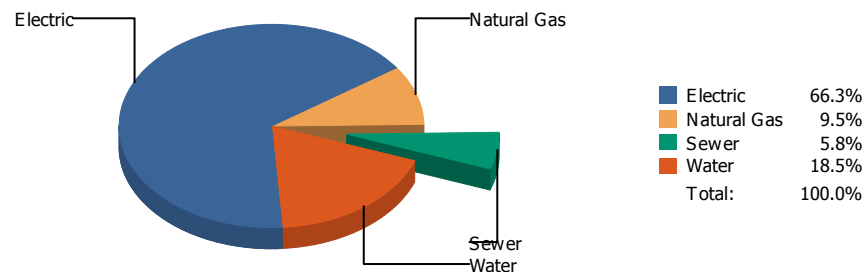


Commodity	Common Use	Energy Use	Energy Use / Area	Total Cost	Cost / Unit	Cost / Area
Place: [ZUNI] ZUNI COTTAGES 952 [BUILDING]						
Area: 3,505 SqFt						
Billing Period: Apr 2018						
ELECTRIC	31.00 kWh	106 KBtu	0.030 KBtu/SqFt	\$46.83	\$1.511 /kWh	\$0.013 /SqFt
NATURALGAS	2.00 CCF	206 KBtu	0.059 KBtu/SqFt	\$248.11	\$124.055 /CCF	\$0.071 /SqFt
SEWER	0.00 CCF			\$30.28	\$0.000 /CCF	\$0.009 /SqFt
WATER	0.00 CCF			\$14.32	\$0.000 /CCF	\$0.004 /SqFt
Totals:		312 KBtu	0.089 KBtu/SqFt	\$339.54		

Energy



Cost



Commodity	Common Use	Energy Use	Energy Use / Area	Total Cost	Cost / Unit	Cost / Area
Place Summary Report						
Area: 10,748,824 SqFt						
Billing Period: Apr 2018						
ELECTRIC	5,712,489.00 kWh	19,496,725 KBtu	1.814 KBtu/SqFt	\$659,540.72	\$0.115 /kWh	\$0.061 /SqFt
NATURALGAS	145,757.60 CCF	15,013,033 KBtu	1.397 KBtu/SqFt	\$94,434.65	\$0.648 /CCF	\$0.009 /SqFt
SEWER	16,536.00 CCF			\$57,237.84	\$3.461 /CCF	\$0.005 /SqFt
WATER	44,733.00 CCF			\$183,636.04	\$4.105 /CCF	\$0.017 /SqFt
Totals:		34,509,758 KBtu	3.211 KBtu/SqFt	\$994,849.25		

* Please note per area calculations only include buildings with a floor area greater than 0.

Requested by: deiland

Client version:

Report version: 7

Filters: Meters in Building Name: Not one of NORTHEAST BOOK DEPOSITORY 814;ZACH WHITE MODULAR SCHOOL 147;START SCHOOL EARLY 1 DAY
VALUE;STADIUM RATE CHANGES;SKY PARK IB1;SKY PARK I 200;SKY PARK;REMCON COTTAGES;PARKDALE COTTAGES 957;NEW COMPUTERS SINCE JUNE
1990;Lighting;HONDO PASS COTTAGES;Butterfield Trail Warehouse;BRANON COTTAGES 955;BLUE FLAME BLDG.;BARCELONA COTTAGES;ALL REFUNDS AND
REBATES; ; Bill is Void Equals 0; Account is Active Equals 1; Bill is from External Vendor Equals 1; ; Billing Period Equals Apr 2018

Record count: 0