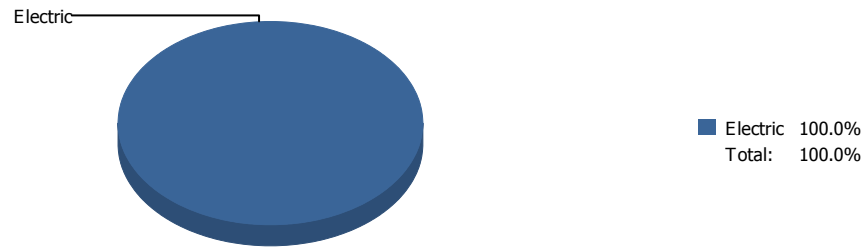
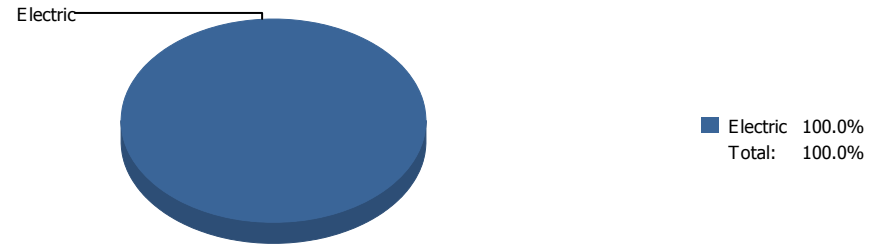


Energy

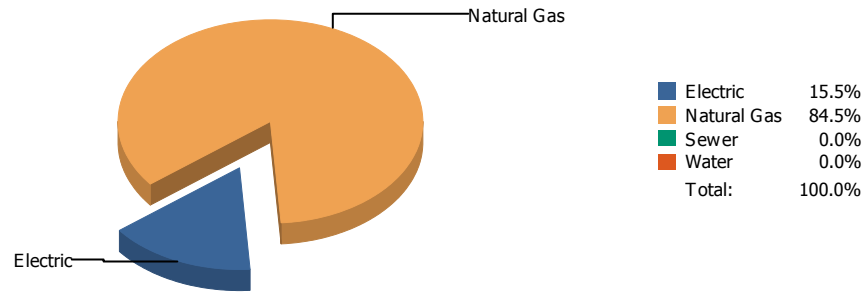


Cost

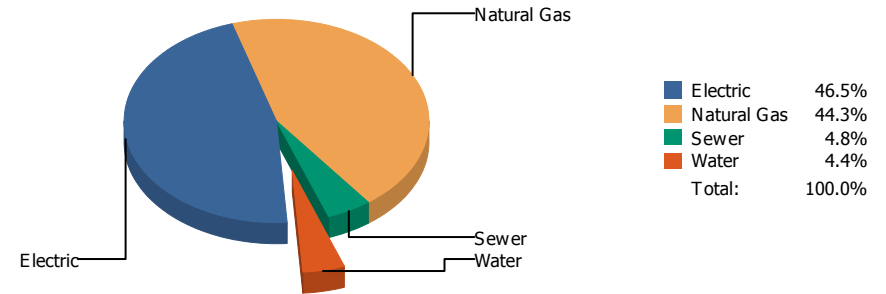


Commodity	Common Use	Energy Use	Energy Use / Area	Total Cost	Cost / Unit	Cost / Area
Place: [ALAMO] ALAMO 101 [BUILDING]						
Area: 58,978 SqFt						
Billing Period: Jan 2019						
ELECTRIC	1,100.00 kWh	3,753 KBtu	0.064 KBtu/SqFt	\$130.01	\$0.118 /kWh	\$0.002 /SqFt
Totals:		3,753 KBtu	0.064 KBtu/SqFt	\$130.01		

Energy

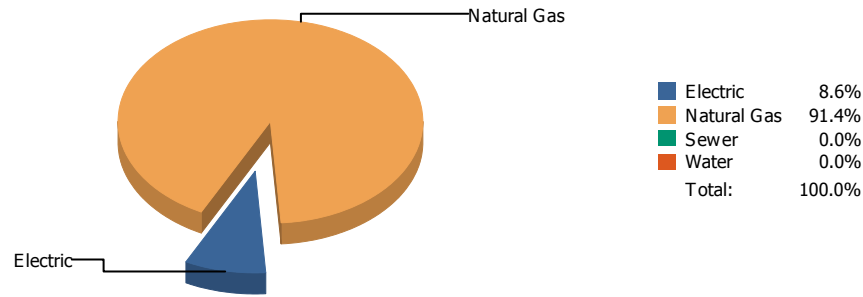


Cost

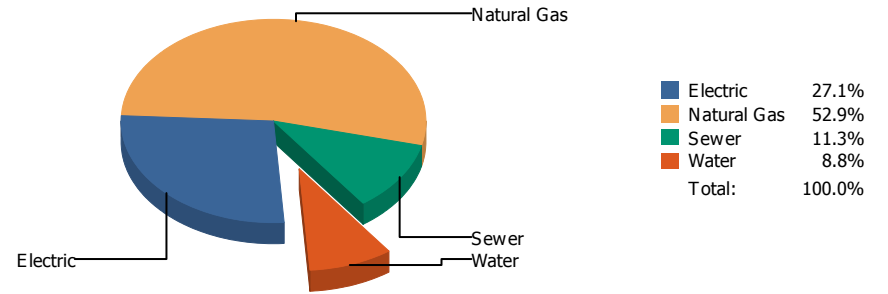


Commodity	Common Use	Energy Use	Energy Use / Area	Total Cost	Cost / Unit	Cost / Area
Place: [ALTA] ALTA VISTA 102 [BUILDING]						
Area: 68,463 SqFt						
Billing Period: Jan 2019						
ELECTRIC	21,600.00 kWh	73,699 KBtu	1.076 KBtu/SqFt	\$2,350.18	\$0.109 /kWh	\$0.034 /SqFt
NATURALGAS	3,889.00 CCF	400,567 KBtu	5.851 KBtu/SqFt	\$2,240.54	\$0.576 /CCF	\$0.033 /SqFt
SEWER	77.00 CCF			\$240.34	\$3.121 /CCF	\$0.004 /SqFt
WATER	42.00 CCF			\$221.88	\$5.283 /CCF	\$0.003 /SqFt
Totals:		474,266 KBtu	6.927 KBtu/SqFt	\$5,052.94		

Energy

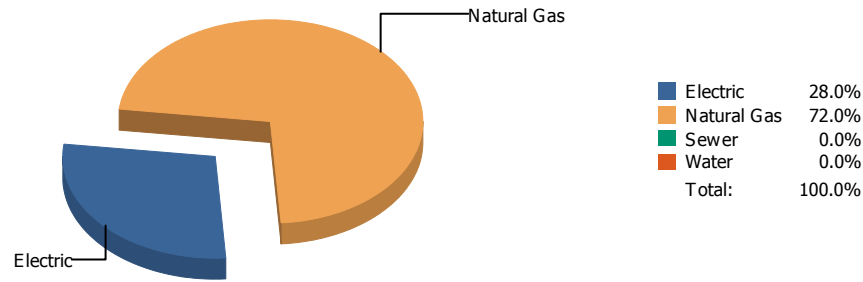


Cost

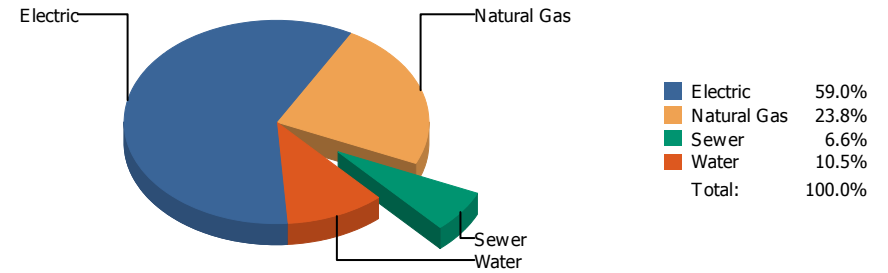


Commodity	Common Use	Energy Use	Energy Use / Area	Total Cost	Cost / Unit	Cost / Area
Place: [ADDRESS] ADDRESS 001 [BUILDING]						
Area: 266,968 SqFt						
Billing Period: Jan 2019						
ELECTRIC	33,885.00 kWh	115,616 KBtu	0.433 KBtu/SqFt	\$3,275.70	\$0.097 /kWh	\$0.012 /SqFt
NATURALGAS	11,870.00 CCF	1,222,610 KBtu	4.580 KBtu/SqFt	\$6,404.13	\$0.540 /CCF	\$0.024 /SqFt
SEWER	608.00 CCF			\$1,367.46	\$2.249 /CCF	\$0.005 /SqFt
WATER	393.00 CCF			\$1,060.83	\$2.699 /CCF	\$0.004 /SqFt
Totals:		1,338,226 KBtu	5.013 KBtu/SqFt	\$12,108.12		

Energy

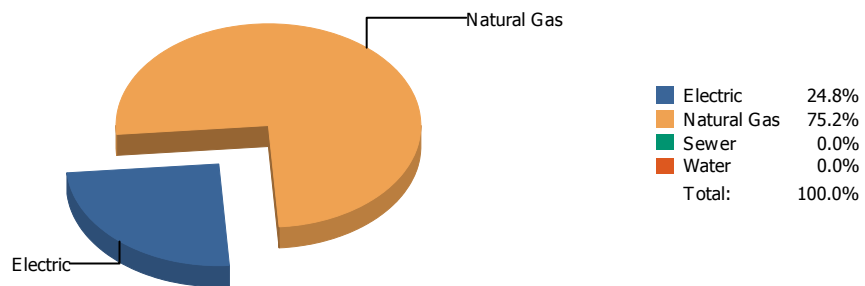


Cost

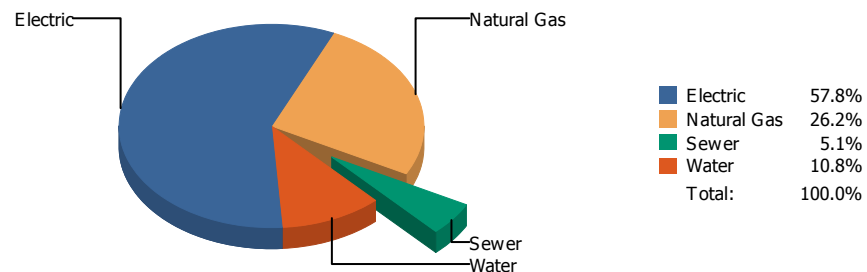


Commodity	Common Use	Energy Use	Energy Use / Area	Total Cost	Cost / Unit	Cost / Area
Place: [AOY] AOY 103 [BUILDING]						
Area: 105,486 SqFt						
Billing Period: Jan 2019						
ELECTRIC	40,018.00 kWh	136,541 KBtu	1.294 KBtu/SqFt	\$4,973.97	\$0.124 /kWh	\$0.047 /SqFt
NATURALGAS	3,405.00 CCF	350,715 KBtu	3.325 KBtu/SqFt	\$2,003.78	\$0.588 /CCF	\$0.019 /SqFt
SEWER	88.00 CCF			\$559.77	\$6.361 /CCF	\$0.005 /SqFt
WATER	85.00 CCF			\$888.33	\$10.451 /CCF	\$0.008 /SqFt
Totals:		487,256 KBtu	4.619 KBtu/SqFt	\$8,425.85		

Energy

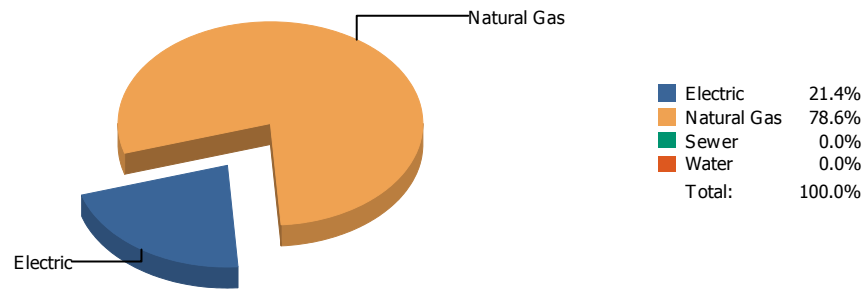


Cost

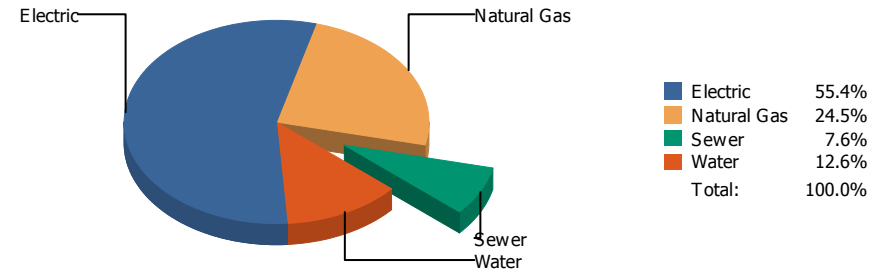


Commodity	Common Use	Energy Use	Energy Use / Area	Total Cost	Cost / Unit	Cost / Area
Place: [ARMENDARIZ_1] ARMENDARIZ MIDDLE SCHOOL [BUILDING]						
Area: 133,779 SqFt						
Billing Period: Jan 2019						
ELECTRIC	59,000.00 kWh	201,308 KBtu	1.505 KBtu/SqFt	\$6,915.87	\$0.117 /kWh	\$0.052 /SqFt
NATURALGAS	5,926.00 CCF	610,378 KBtu	4.563 KBtu/SqFt	\$3,136.00	\$0.529 /CCF	\$0.023 /SqFt
SEWER	156.00 CCF			\$615.52	\$3.946 /CCF	\$0.005 /SqFt
WATER	327.00 CCF			\$1,297.52	\$3.968 /CCF	\$0.010 /SqFt
Totals:		811,686 KBtu	6.067 KBtu/SqFt	\$11,964.91		

Energy

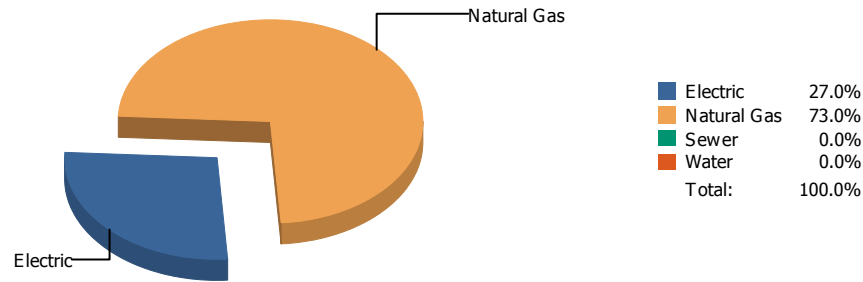


Cost

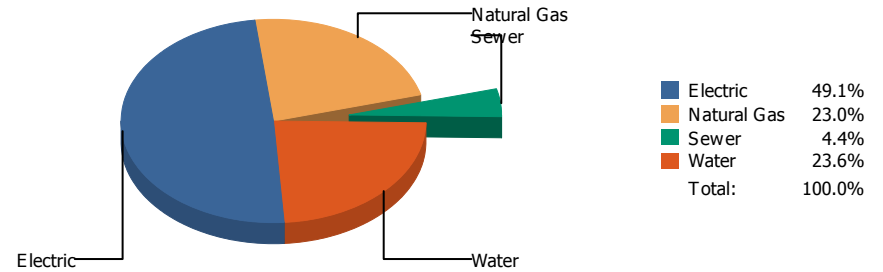


Commodity	Common Use	Energy Use	Energy Use / Area	Total Cost	Cost / Unit	Cost / Area
Place: [AUSTIN] AUSTIN 002 [BUILDING]						
Area: 269,216 SqFt						
Billing Period: Jan 2019						
ELECTRIC	96,692.00 kWh	329,913 KBtu	1.225 KBtu/SqFt	\$14,462.89	\$0.150 /kWh	\$0.054 /SqFt
NATURALGAS	11,796.00 CCF	1,214,988 KBtu	4.513 KBtu/SqFt	\$6,387.57	\$0.542 /CCF	\$0.024 /SqFt
SEWER	608.00 CCF			\$1,982.94	\$3.261 /CCF	\$0.007 /SqFt
WATER	940.00 CCF			\$3,279.80	\$3.489 /CCF	\$0.012 /SqFt
Totals:		1,544,901 KBtu	5.739 KBtu/SqFt	\$26,113.20		

Energy

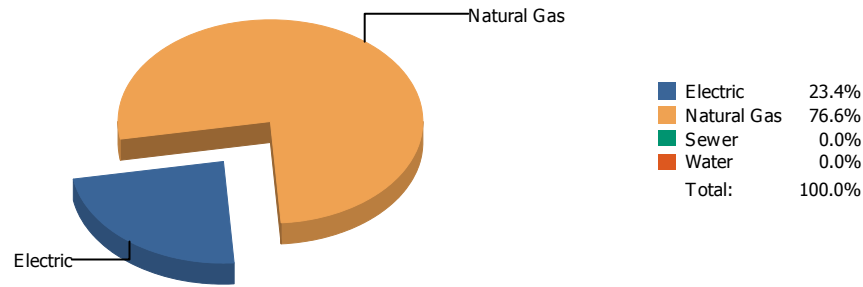


Cost

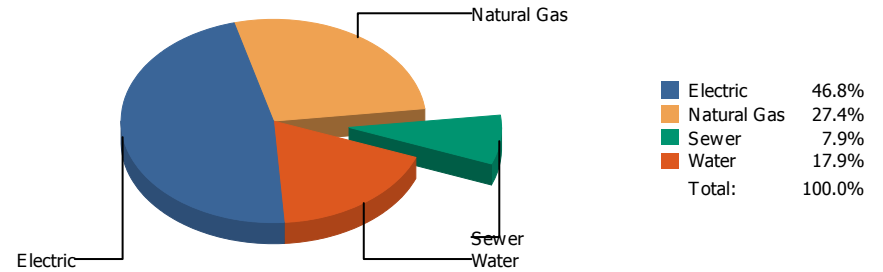


Commodity	Common Use	Energy Use	Energy Use / Area	Total Cost	Cost / Unit	Cost / Area
Place: [BARRON ELEMENTARY] Barron Elementary 165 [BUILDING]						
Area: 87,818 SqFt						
Billing Period: Jan 2019						
ELECTRIC	48,448.00 kWh	165,305 KBtu	1.882 KBtu/SqFt	\$5,285.80	\$0.109 /kWh	\$0.060 /SqFt
NATURALGAS	4,347.00 CCF	447,741 KBtu	5.099 KBtu/SqFt	\$2,471.78	\$0.569 /CCF	\$0.028 /SqFt
SEWER	61.00 CCF			\$468.90	\$7.687 /CCF	\$0.005 /SqFt
WATER	295.00 CCF			\$2,543.15	\$8.621 /CCF	\$0.029 /SqFt
Totals:		613,046 KBtu	6.981 KBtu/SqFt	\$10,769.63		

Energy

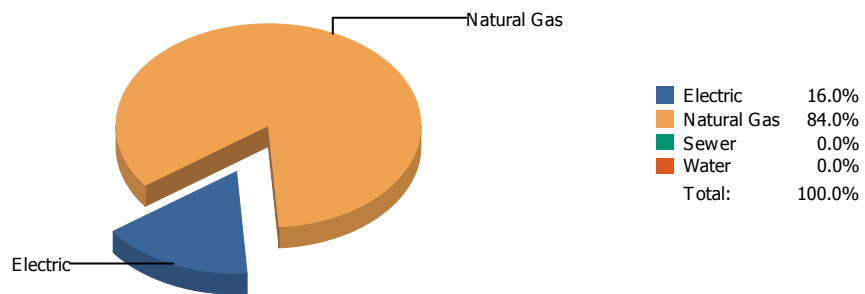


Cost

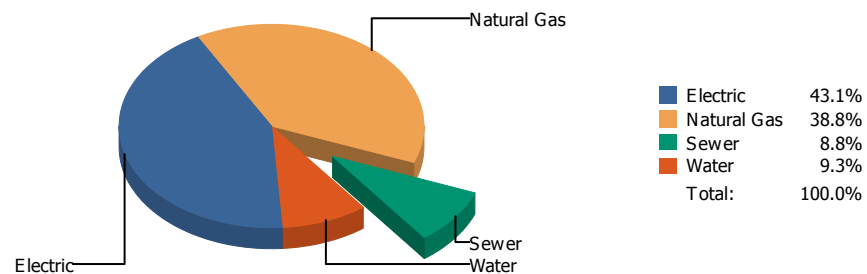


Commodity	Common Use	Energy Use	Energy Use / Area	Total Cost	Cost / Unit	Cost / Area
Place: [BASSETT] BASSETT 049 [BUILDING]						
Area: 174,250 SqFt						
Billing Period: Jan 2019						
ELECTRIC	50,550.00 kWh	172,477 KBtu	0.990 KBtu/SqFt	\$5,228.12	\$0.103 /kWh	\$0.030 /SqFt
NATURALGAS	5,488.00 CCF	565,264 KBtu	3.244 KBtu/SqFt	\$3,058.67	\$0.557 /CCF	\$0.018 /SqFt
SEWER	352.00 CCF			\$878.50	\$2.496 /CCF	\$0.005 /SqFt
WATER	452.00 CCF			\$2,001.96	\$4.429 /CCF	\$0.011 /SqFt
Totals:		737,741 KBtu	4.234 KBtu/SqFt	\$11,167.25		

Energy

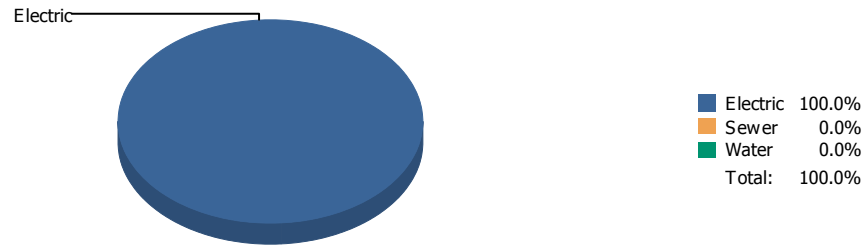


Cost

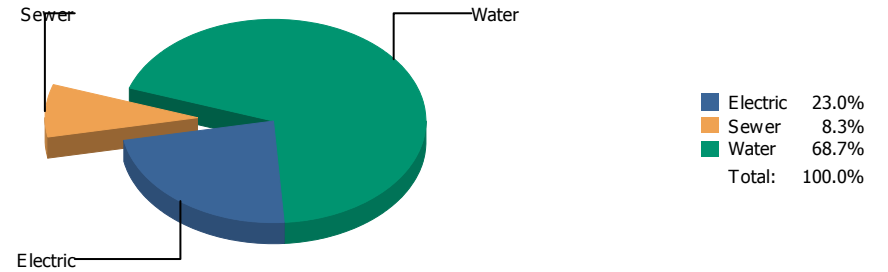


Commodity	Common Use	Energy Use	Energy Use / Area	Total Cost	Cost / Unit	Cost / Area
Place: [BEALL] BEALL 104 [BUILDING]						
Area: 74,454 SqFt						
Billing Period: Jan 2019						
ELECTRIC	16,507.00 kWh	56,322 KBtu	0.756 KBtu/SqFt	\$1,939.54	\$0.117 /kWh	\$0.026 /SqFt
NATURALGAS	2,870.00 CCF	295,610 KBtu	3.970 KBtu/SqFt	\$1,743.19	\$0.607 /CCF	\$0.023 /SqFt
SEWER	99.00 CCF			\$395.27	\$3.993 /CCF	\$0.005 /SqFt
WATER	94.00 CCF			\$417.98	\$4.447 /CCF	\$0.006 /SqFt
Totals:		351,932 KBtu	4.727 KBtu/SqFt	\$4,495.98		

Energy

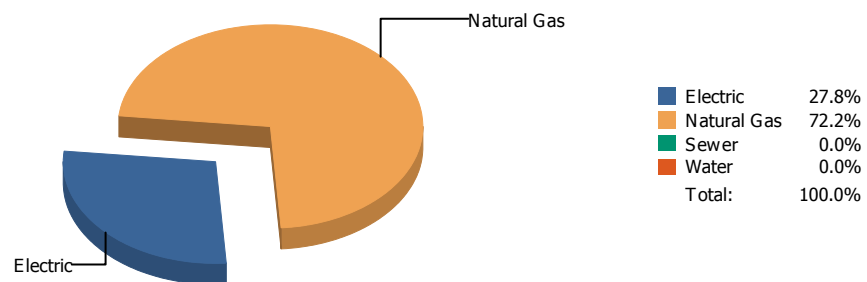


Cost

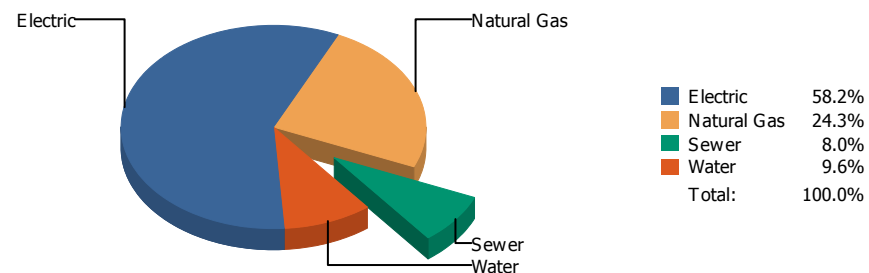


Commodity	Common Use	Energy Use	Energy Use / Area	Total Cost	Cost / Unit	Cost / Area
Place: [BLISS] BLISS 105 [BUILDING]						
Area: 78,820 SqFt						
Billing Period: Jan 2019						
ELECTRIC	24,476.00 kWh	83,512 KBtu	1.060 KBtu/SqFt	\$2,821.14	\$0.115 /kWh	\$0.036 /SqFt
SEWER	426.00 CCF			\$1,019.84	\$2.394 /CCF	\$0.013 /SqFt
WATER	1,767.00 CCF			\$8,422.61	\$4.767 /CCF	\$0.107 /SqFt
Totals:		83,512 KBtu	1.060 KBtu/SqFt	\$12,263.59		

Energy

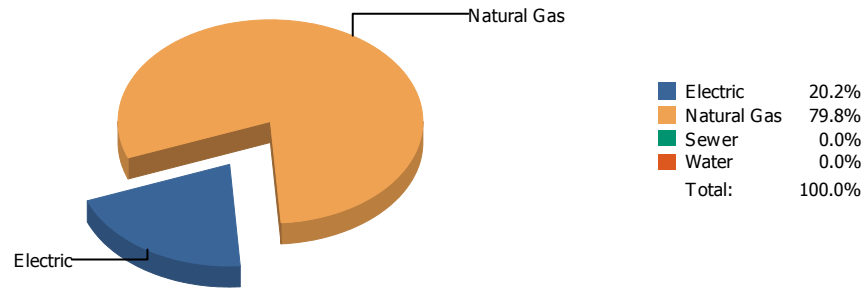


Cost

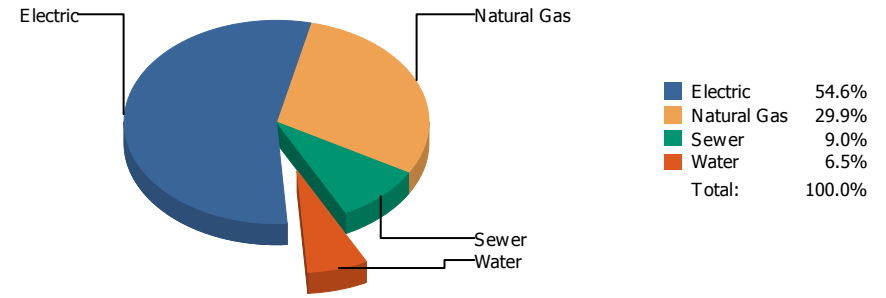


Commodity	Common Use	Energy Use	Energy Use / Area	Total Cost	Cost / Unit	Cost / Area
Place: [BOND_2] BOND 160 [BUILDING]						
Area: 89,988 SqFt						
Billing Period: Jan 2019						
ELECTRIC	27,311.00 kWh	93,185 KBtu	1.036 KBtu/SqFt	\$3,542.97	\$0.130 /kWh	\$0.039 /SqFt
NATURALGAS	2,352.00 CCF	242,256 KBtu	2.692 KBtu/SqFt	\$1,480.49	\$0.629 /CCF	\$0.016 /SqFt
SEWER	98.00 CCF			\$486.63	\$4.966 /CCF	\$0.005 /SqFt
WATER	105.00 CCF			\$582.33	\$5.546 /CCF	\$0.006 /SqFt
Totals:		335,441 KBtu	3.728 KBtu/SqFt	\$6,092.42		

Energy

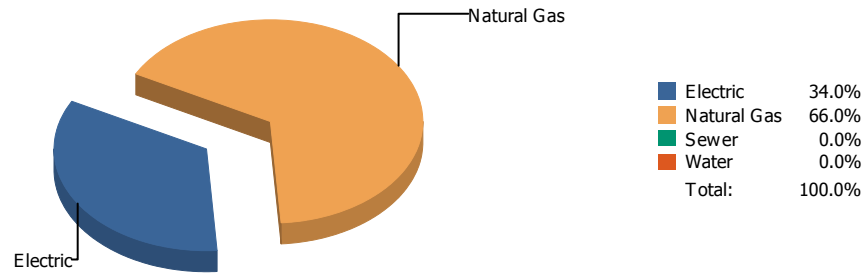


Cost

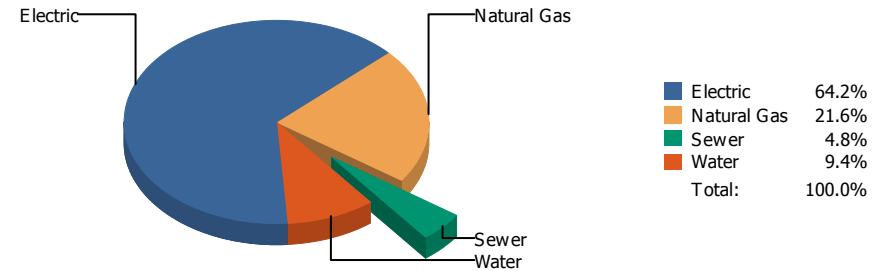


Commodity	Common Use	Energy Use	Energy Use / Area	Total Cost	Cost / Unit	Cost / Area
Place: [BONHAM] BONHAM 106 [BUILDING]						
Area: 53,522 SqFt						
Billing Period: Jan 2019						
ELECTRIC	21,057.00 kWh	71,846 KBtu	1.342 KBtu/SqFt	\$2,811.37	\$0.134 /kWh	\$0.052 /SqFt
NATURALGAS	2,750.00 CCF	283,250 KBtu	5.292 KBtu/SqFt	\$1,538.53	\$0.559 /CCF	\$0.029 /SqFt
SEWER	147.00 CCF			\$463.31	\$3.152 /CCF	\$0.009 /SqFt
WATER	69.00 CCF			\$335.78	\$4.866 /CCF	\$0.006 /SqFt
Totals:		355,096 KBtu	6.635 KBtu/SqFt	\$5,148.99		

Energy

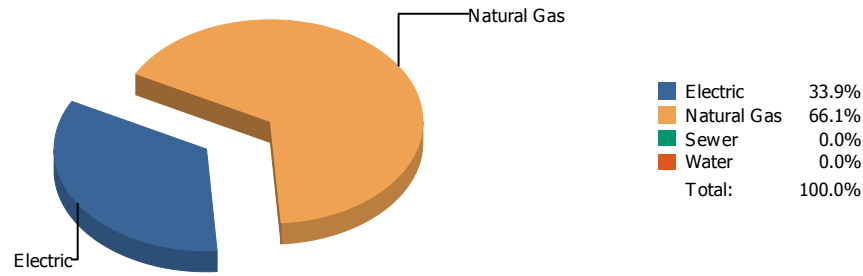


Cost

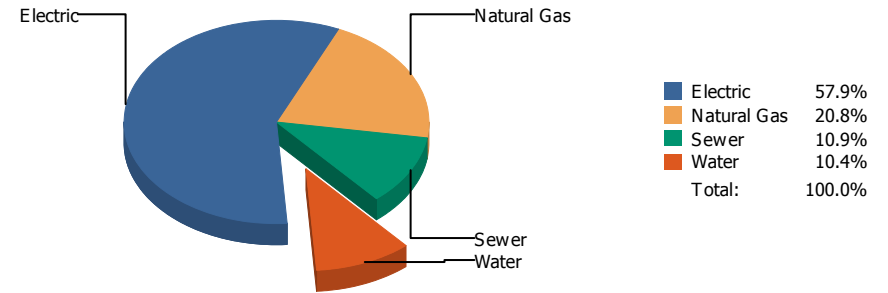


Commodity	Common Use	Energy Use	Energy Use / Area	Total Cost	Cost / Unit	Cost / Area
Place: [BOWIE] BOWIE 003 [BUILDING]						
Area: 282,931 SqFt						
Billing Period: Jan 2019						
ELECTRIC	202,915.00 kWh	692,346 KBtu	2.447 KBtu/SqFt	\$20,502.43	\$0.101 /kWh	\$0.072 /SqFt
NATURALGAS	13,066.00 CCF	1,345,798 KBtu	4.757 KBtu/SqFt	\$6,914.31	\$0.529 /CCF	\$0.024 /SqFt
SEWER	482.00 CCF			\$1,537.63	\$3.190 /CCF	\$0.005 /SqFt
WATER	1,057.00 CCF			\$3,000.70	\$2.839 /CCF	\$0.010 /SqFt
Totals:		2,038,144 KBtu	7.204 KBtu/SqFt	\$31,955.07		

Energy

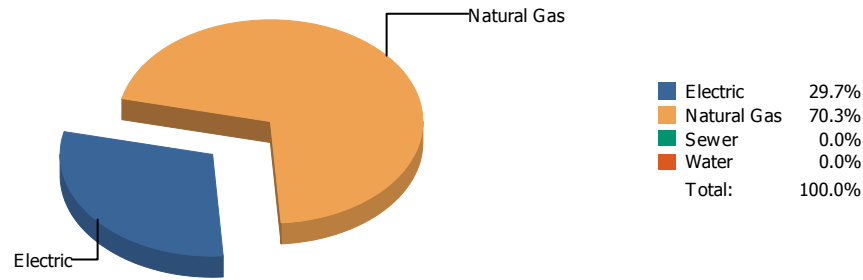


Cost

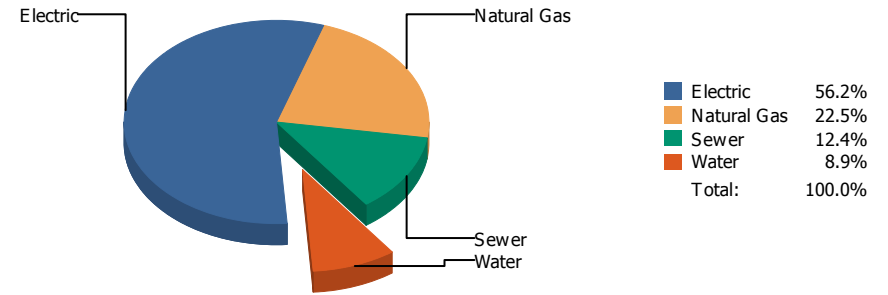


Commodity	Common Use	Energy Use	Energy Use / Area	Total Cost	Cost / Unit	Cost / Area
Place: [BRADLEY] BRADLEY 158 [BUILDING]						
Area: 59,142 SqFt						
Billing Period: Jan 2019						
ELECTRIC	22,200.00 kWh	75,746 KBtu	1.281 KBtu/SqFt	\$2,420.43	\$0.109 /kWh	\$0.041 /SqFt
NATURALGAS	1,433.00 CCF	147,599 KBtu	2.496 KBtu/SqFt	\$867.35	\$0.605 /CCF	\$0.015 /SqFt
SEWER	73.00 CCF			\$456.99	\$6.260 /CCF	\$0.008 /SqFt
WATER	47.00 CCF			\$435.17	\$9.259 /CCF	\$0.007 /SqFt
Totals:		223,345 KBtu	3.776 KBtu/SqFt	\$4,179.94		

Energy

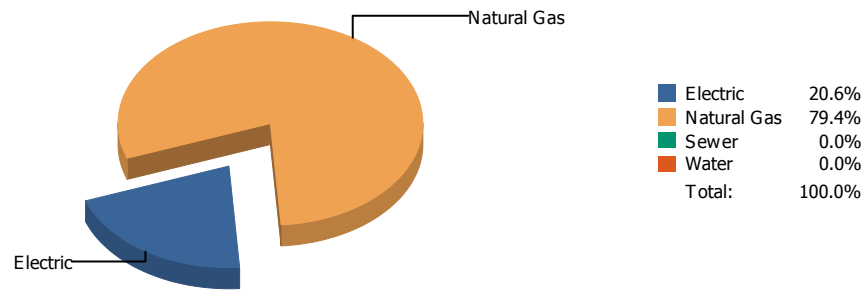


Cost

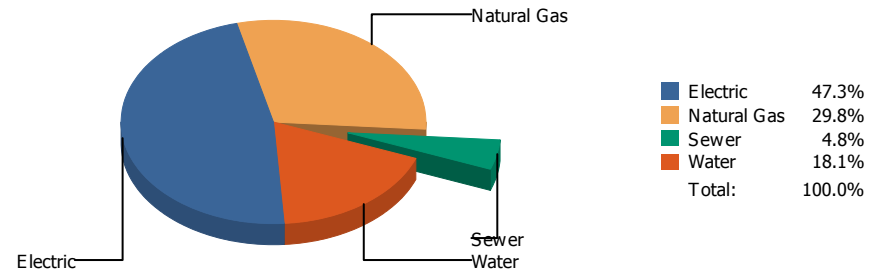


Commodity	Common Use	Energy Use	Energy Use / Area	Total Cost	Cost / Unit	Cost / Area
Place: [BROWN] BROWN MIDDLE SCHOOL 056 [BUILDING]						
Area: 173,263 SqFt						
Billing Period: Jan 2019						
ELECTRIC	71,400.00 kWh	243,617 KBtu	1.406 KBtu/SqFt	\$7,454.79	\$0.104 /kWh	\$0.043 /SqFt
NATURALGAS	5,603.00 CCF	577,109 KBtu	3.331 KBtu/SqFt	\$2,985.47	\$0.533 /CCF	\$0.017 /SqFt
SEWER	697.00 CCF			\$1,648.83	\$2.366 /CCF	\$0.010 /SqFt
WATER	368.00 CCF			\$1,179.80	\$3.206 /CCF	\$0.007 /SqFt
Totals:		820,726 KBtu	4.737 KBtu/SqFt	\$13,268.89		

Energy

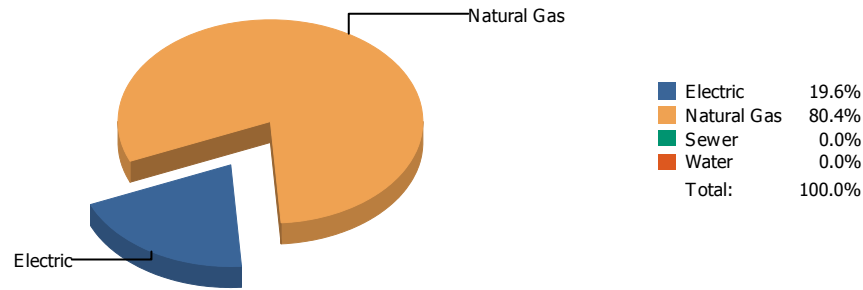


Cost

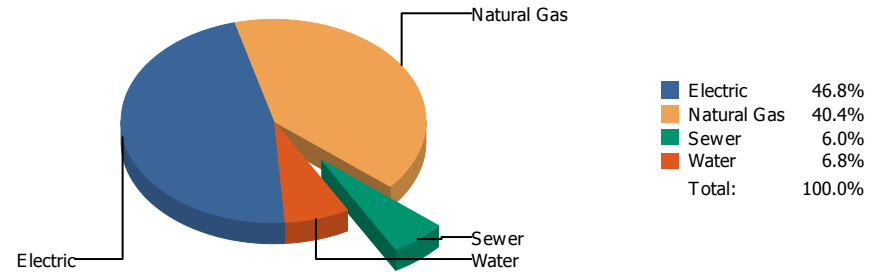


Commodity	Common Use	Energy Use	Energy Use / Area	Total Cost	Cost / Unit	Cost / Area
Place: [BURGES] BURGES 004 [BUILDING]						
Area: 241,219 SqFt						
Billing Period: Jan 2019						
ELECTRIC	88,853.00 kWh	303,166 KBtu	1.257 KBtu/SqFt	\$9,822.58	\$0.111 /kWh	\$0.040 /SqFt
NATURALGAS	11,371.00 CCF	1,171,213 KBtu	4.855 KBtu/SqFt	\$6,187.88	\$0.544 /CCF	\$0.026 /SqFt
SEWER	247.00 CCF			\$995.51	\$4.030 /CCF	\$0.004 /SqFt
WATER	660.00 CCF			\$3,750.58	\$5.683 /CCF	\$0.015 /SqFt
Totals:		1,474,379 KBtu	6.112 KBtu/SqFt	\$20,756.55		

Energy

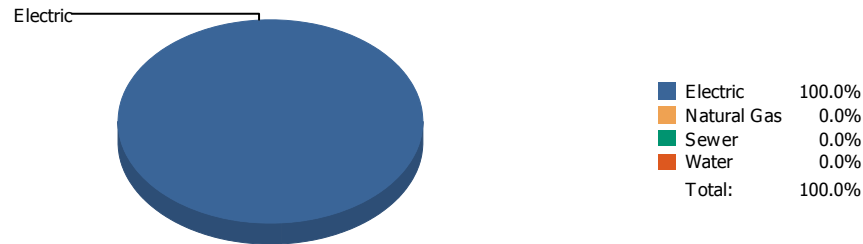


Cost

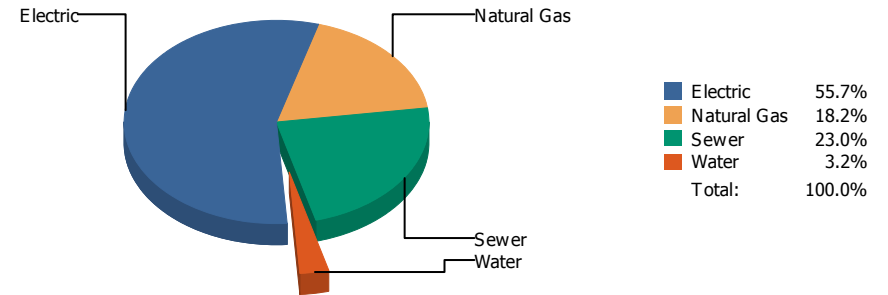


Commodity	Common Use	Energy Use	Energy Use / Area	Total Cost	Cost / Unit	Cost / Area
Place: [BURLESON] BURLESON 107 [BUILDING]						
Area: 73,772 SqFt						
Billing Period: Jan 2019						
ELECTRIC	25,905.00 kWh	88,388 KBtu	1.198 KBtu/SqFt	\$2,561.42	\$0.099 /kWh	\$0.035 /SqFt
NATURALGAS	3,513.00 CCF	361,839 KBtu	4.905 KBtu/SqFt	\$2,211.36	\$0.629 /CCF	\$0.030 /SqFt
SEWER	73.00 CCF			\$325.97	\$4.465 /CCF	\$0.004 /SqFt
WATER	119.00 CCF			\$373.86	\$3.142 /CCF	\$0.005 /SqFt
Totals:		450,227 KBtu	6.103 KBtu/SqFt	\$5,472.61		

Energy

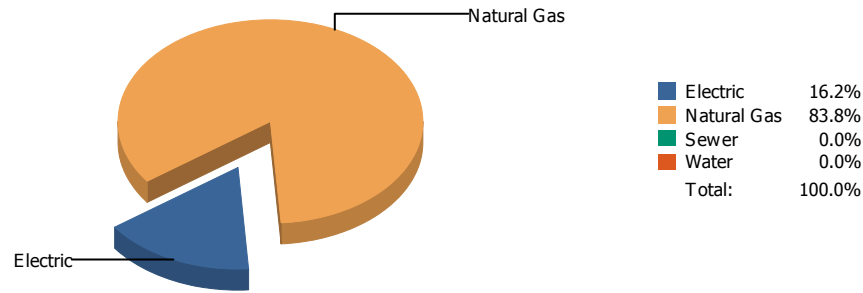


Cost

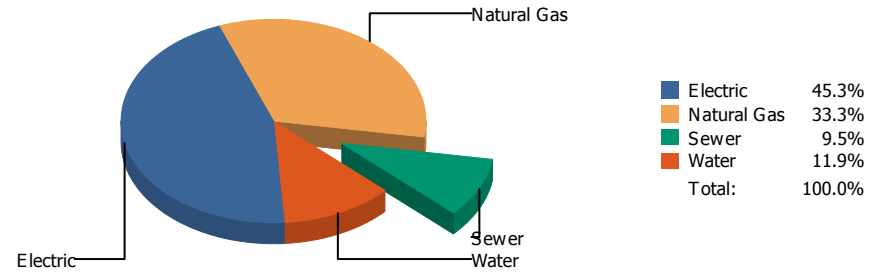


Commodity	Common Use	Energy Use	Energy Use / Area	Total Cost	Cost / Unit	Cost / Area
Place: [BURNET] BURNET 108 [BUILDING]						
Area: 50,520 SqFt						
Billing Period: Jan 2019						
ELECTRIC	8,649.00 kWh	29,510 KBtu	0.584 KBtu/SqFt	\$813.80	\$0.094 /kWh	\$0.016 /SqFt
NATURALGAS	0.00 CCF	0 KBtu	0.000 KBtu/SqFt	\$266.10	\$0.000 /CCF	\$0.005 /SqFt
SEWER	78.00 CCF			\$335.52	\$4.302 /CCF	\$0.007 /SqFt
WATER	0.00 CCF			\$46.10	\$0.000 /CCF	\$0.001 /SqFt
Totals:		29,510 KBtu	0.584 KBtu/SqFt	\$1,461.52		

Energy

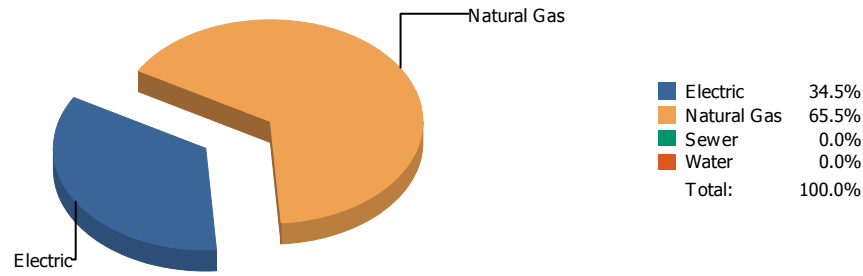


Cost

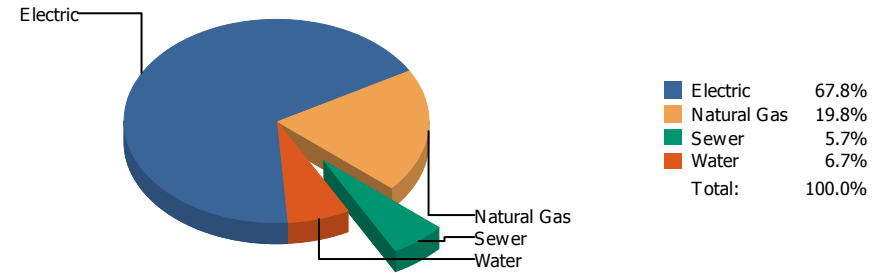


Commodity	Common Use	Energy Use	Energy Use / Area	Total Cost	Cost / Unit	Cost / Area
Place: [CANYON HILLS] CANYON HILLS 043 [BUILDING]						
Area: 133,149 SqFt						
Billing Period: Jan 2019						
ELECTRIC	41,860.00 kWh	142,826 KBtu	1.073 KBtu/SqFt	\$5,308.76	\$0.127 /kWh	\$0.040 /SqFt
NATURALGAS	7,166.00 CCF	738,098 KBtu	5.543 KBtu/SqFt	\$3,905.95	\$0.545 /CCF	\$0.029 /SqFt
SEWER	250.00 CCF			\$1,112.62	\$4.450 /CCF	\$0.008 /SqFt
WATER	315.00 CCF			\$1,389.35	\$4.411 /CCF	\$0.010 /SqFt
Totals:		880,924 KBtu	6.616 KBtu/SqFt	\$11,716.68		

Energy

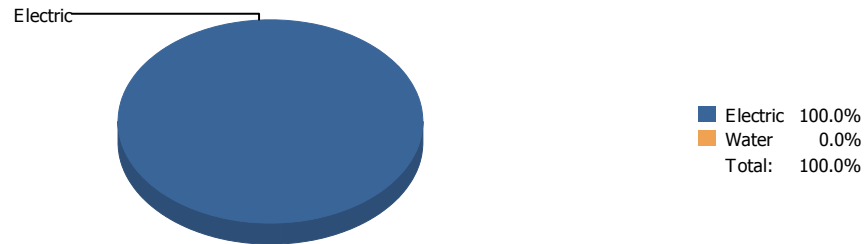


Cost

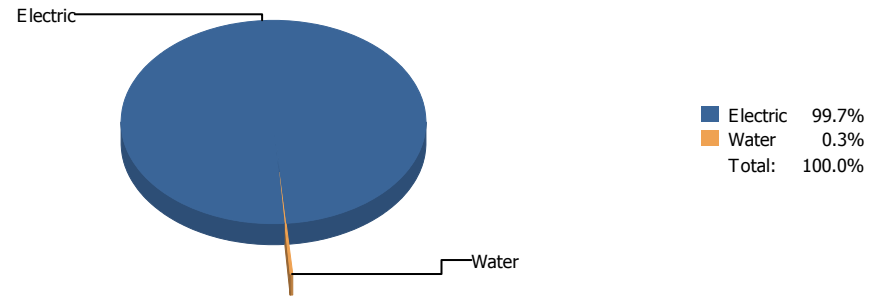


Commodity	Common Use	Energy Use	Energy Use / Area	Total Cost	Cost / Unit	Cost / Area
Place: [CAREER] CAREER AND TECHNOLOGY [BUILDING]						
Area: 146,485 SqFt						
Billing Period: Jan 2019						
ELECTRIC	61,381.00 kWh	209,432 KBtu	1.430 KBtu/SqFt	\$7,154.01	\$0.117 /kWh	\$0.049 /SqFt
NATURALGAS	3,863.00 CCF	397,889 KBtu	2.716 KBtu/SqFt	\$2,094.29	\$0.542 /CCF	\$0.014 /SqFt
SEWER	167.00 CCF			\$599.28	\$3.589 /CCF	\$0.004 /SqFt
WATER	181.00 CCF			\$709.98	\$3.923 /CCF	\$0.005 /SqFt
Totals:		607,321 KBtu	4.146 KBtu/SqFt	\$10,557.56		

Energy

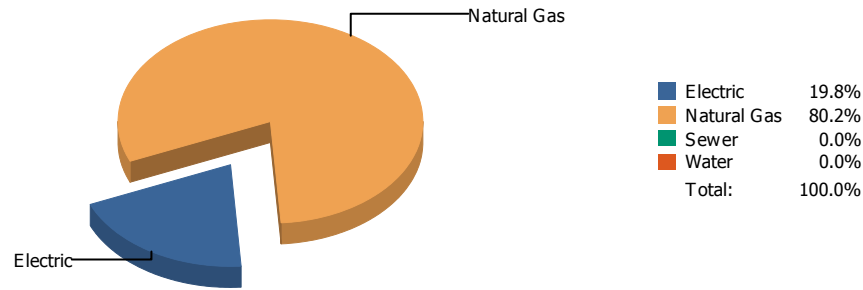


Cost

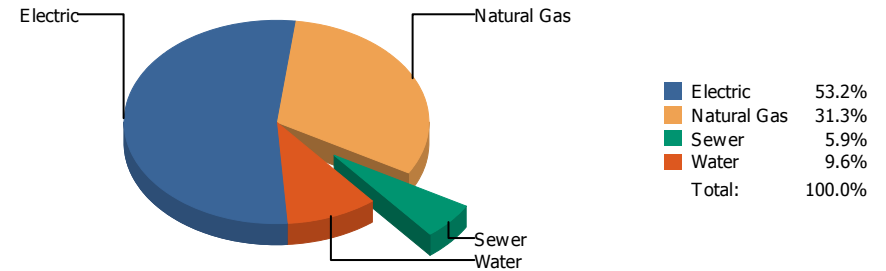


Commodity	Common Use	Energy Use	Energy Use / Area	Total Cost	Cost / Unit	Cost / Area
Place: [CHAPIN] CHAPIN 012 [BUILDING]						
Area: 273,727 SqFt						
Billing Period: Jan 2019						
ELECTRIC	275,395.00 kWh	939,648 KBtu	3.433 KBtu/SqFt	\$23,865.75	\$0.087 /kWh	\$0.087 /SqFt
WATER	0.00 CCF			\$65.38	\$0.000 /CCF	\$0.000 /SqFt
Totals:		939,648 KBtu	3.433 KBtu/SqFt	\$23,931.13		

Energy

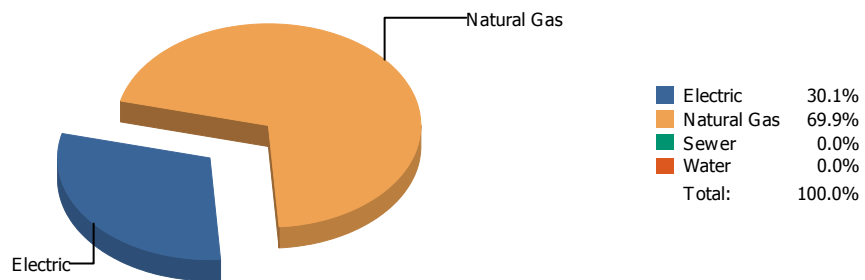


Cost

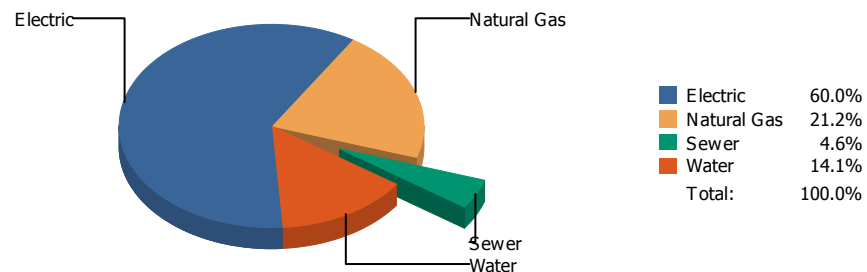


Commodity	Common Use	Energy Use	Energy Use / Area	Total Cost	Cost / Unit	Cost / Area
Place: [CHARLES] H.E. CHARLES 045 [BUILDING]						
Area: 107,867 SqFt						
Billing Period: Jan 2019						
ELECTRIC	43,421.00 kWh	148,152 KBtu	1.373 KBtu/SqFt	\$5,471.93	\$0.126 /kWh	\$0.051 /SqFt
NATURALGAS	5,828.00 CCF	600,284 KBtu	5.565 KBtu/SqFt	\$3,225.10	\$0.553 /CCF	\$0.030 /SqFt
SEWER	149.00 CCF			\$602.15	\$4.041 /CCF	\$0.006 /SqFt
WATER	266.00 CCF			\$989.03	\$3.718 /CCF	\$0.009 /SqFt
Totals:		748,436 KBtu	6.939 KBtu/SqFt	\$10,288.21		

Energy

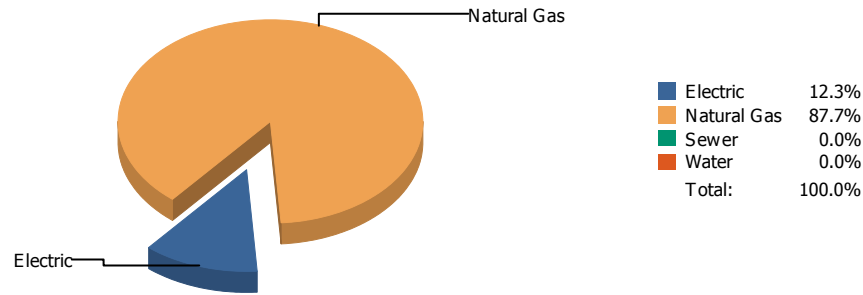


Cost

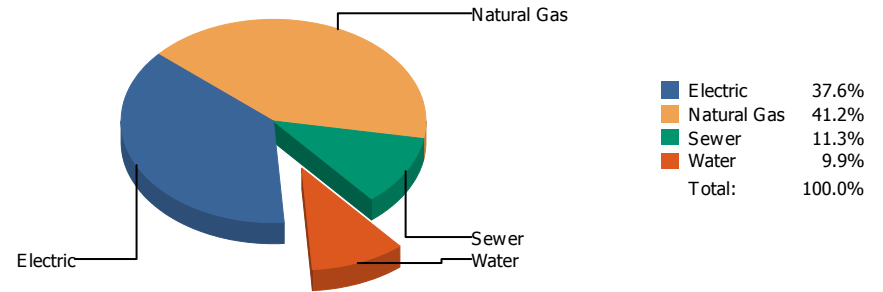


Commodity	Common Use	Energy Use	Energy Use / Area	Total Cost	Cost / Unit	Cost / Area
Place: [CIELO VI] CIELO VISTA 151 [BUILDING]						
Area: 66,034 SqFt						
Billing Period: Jan 2019						
ELECTRIC	30,240.00 kWh	103,179 KBtu	1.563 KBtu/SqFt	\$4,167.84	\$0.138 /kWh	\$0.063 /SqFt
NATURALGAS	2,330.00 CCF	239,990 KBtu	3.634 KBtu/SqFt	\$1,469.32	\$0.631 /CCF	\$0.022 /SqFt
SEWER	61.00 CCF			\$322.69	\$5.290 /CCF	\$0.005 /SqFt
WATER	211.00 CCF			\$982.18	\$4.655 /CCF	\$0.015 /SqFt
Totals:		343,169 KBtu	5.197 KBtu/SqFt	\$6,942.03		

Energy

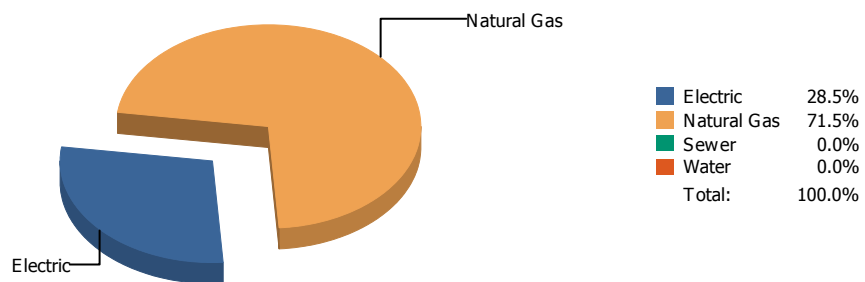


Cost

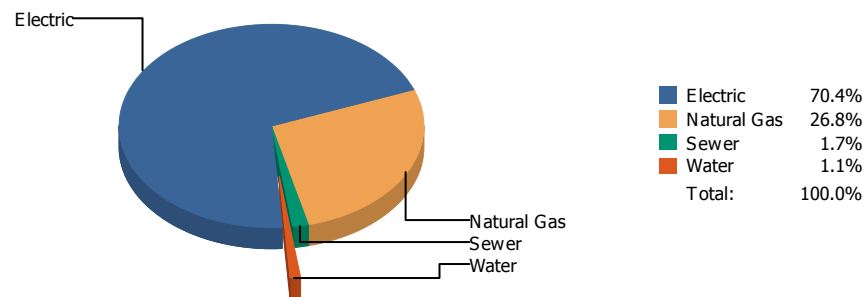


Commodity	Common Use	Energy Use	Energy Use / Area	Total Cost	Cost / Unit	Cost / Area
Place: [CLARDY] CLARDY 109 [BUILDING]						
Area: 70,700 SqFt						
Billing Period: Jan 2019						
ELECTRIC	16,870.00 kWh	57,560 KBtu	0.814 KBtu/SqFt	\$2,094.37	\$0.124 /kWh	\$0.029 /SqFt
NATURALGAS	3,968.00 CCF	408,704 KBtu	5.781 KBtu/SqFt	\$2,298.34	\$0.579 /CCF	\$0.032 /SqFt
SEWER	174.00 CCF			\$631.79	\$3.631 /CCF	\$0.009 /SqFt
WATER	146.00 CCF			\$552.83	\$3.787 /CCF	\$0.008 /SqFt
Totals:		466,264 KBtu	6.595 KBtu/SqFt	\$5,577.33		

Energy

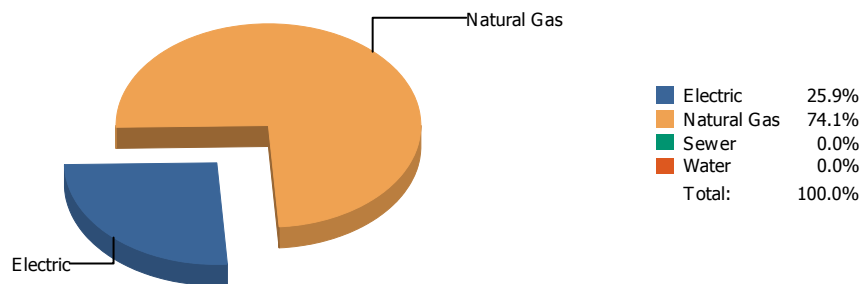


Cost

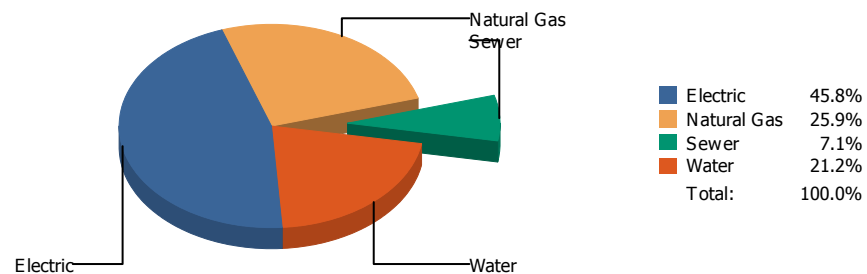


Commodity	Common Use	Energy Use	Energy Use / Area	Total Cost	Cost / Unit	Cost / Area
Place: [CLENDENIN] CLENDENIN 149 [BUILDING]						
Area: 62,721 SqFt						
Billing Period: Jan 2019						
ELECTRIC	31,662.00 kWh	108,031 KBtu	1.722 KBtu/SqFt	\$3,863.57	\$0.122 /kWh	\$0.062 /SqFt
NATURALGAS	2,635.00 CCF	271,405 KBtu	4.327 KBtu/SqFt	\$1,474.29	\$0.560 /CCF	\$0.024 /SqFt
SEWER	1.00 CCF			\$95.18	\$95.180 /CCF	\$0.002 /SqFt
WATER	1.00 CCF			\$57.89	\$57.890 /CCF	\$0.001 /SqFt
Totals:		379,436 KBtu	6.050 KBtu/SqFt	\$5,490.93		

Energy

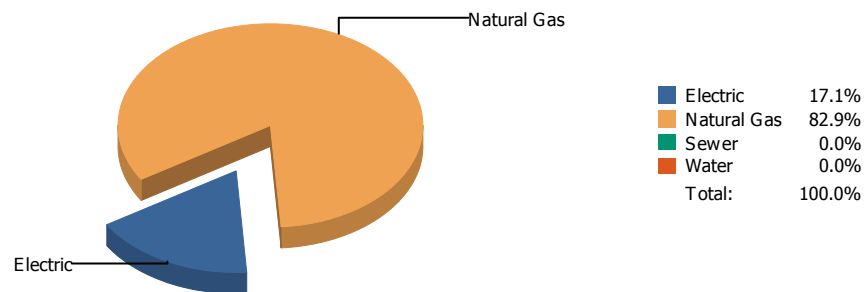


Cost

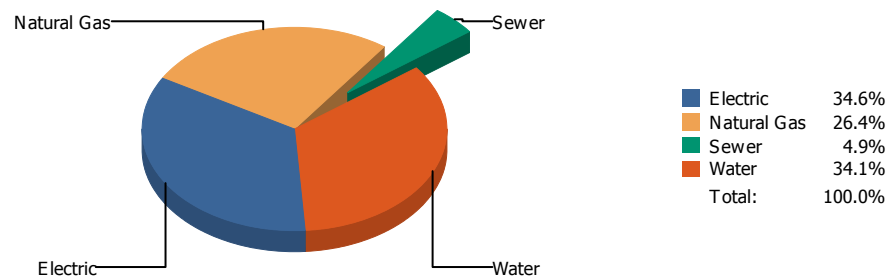


Commodity	Common Use	Energy Use	Energy Use / Area	Total Cost	Cost / Unit	Cost / Area
Place: [COLDWELL] COLDWELL 110 [BUILDING]						
Area: 67,310 SqFt						
Billing Period: Jan 2019						
ELECTRIC	25,101.00 kWh	85,645 KBtu	1.272 KBtu/SqFt	\$2,855.99	\$0.114 /kWh	\$0.042 /SqFt
NATURALGAS	2,374.00 CCF	244,522 KBtu	3.633 KBtu/SqFt	\$1,615.83	\$0.681 /CCF	\$0.024 /SqFt
SEWER	97.00 CCF			\$445.94	\$4.597 /CCF	\$0.006 /SqFt
WATER	173.00 CCF			\$1,321.88	\$7.641 /CCF	\$0.019 /SqFt
Totals:		330,167 KBtu	4.905 KBtu/SqFt	\$6,239.64		

Energy

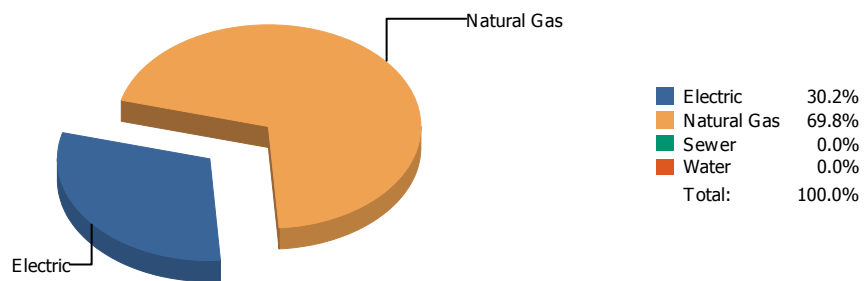


Cost

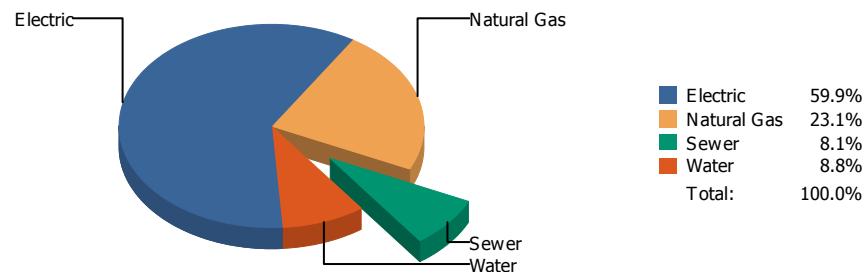


Commodity	Common Use	Energy Use	Energy Use / Area	Total Cost	Cost / Unit	Cost / Area
Place: [COLLINS] COLLINS 142 [BUILDING]						
Area: 81,245 SqFt						
Billing Period: Jan 2019						
ELECTRIC	33,050.00 kWh	112,767 KBtu	1.388 KBtu/SqFt	\$3,889.20	\$0.118 /kWh	\$0.048 /SqFt
NATURALGAS	5,308.00 CCF	546,724 KBtu	6.729 KBtu/SqFt	\$2,967.76	\$0.559 /CCF	\$0.037 /SqFt
SEWER	180.00 CCF			\$549.98	\$3.055 /CCF	\$0.007 /SqFt
WATER	583.00 CCF			\$3,838.99	\$6.585 /CCF	\$0.047 /SqFt
Totals:		659,491 KBtu	8.117 KBtu/SqFt	\$11,245.93		

Energy

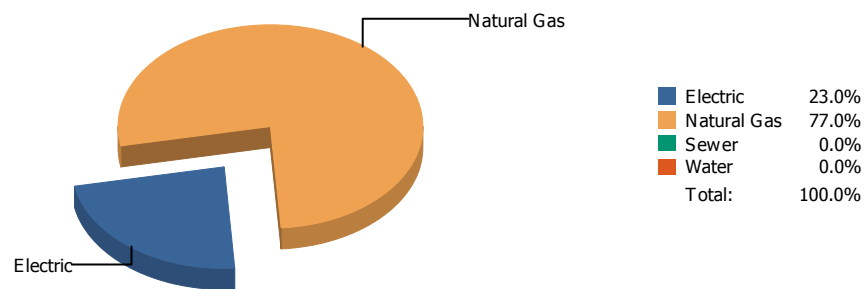


Cost

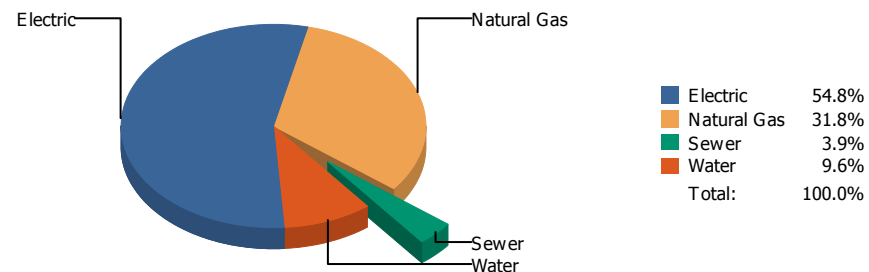


Commodity	Common Use	Energy Use	Energy Use / Area	Total Cost	Cost / Unit	Cost / Area
Place: [COOLEY] COOLEY 111 [BUILDING]						
Area: 95,590 SqFt						
Billing Period: Jan 2019						
ELECTRIC	52,600.00 kWh	179,471 KBtu	1.878 KBtu/SqFt	\$6,045.50	\$0.115 /kWh	\$0.063 /SqFt
NATURALGAS	4,031.00 CCF	415,193 KBtu	4.343 KBtu/SqFt	\$2,332.01	\$0.579 /CCF	\$0.024 /SqFt
SEWER	137.00 CCF			\$821.79	\$5.998 /CCF	\$0.008 /SqFt
WATER	169.00 CCF			\$890.56	\$5.270 /CCF	\$0.009 /SqFt
Totals:		594,664 KBtu	6.221 KBtu/SqFt	\$10,089.86		

Energy

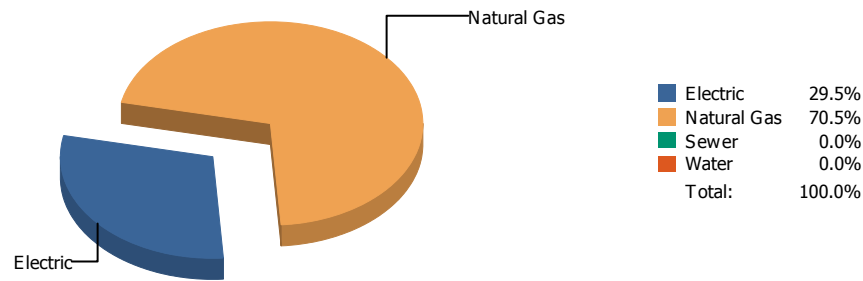


Cost

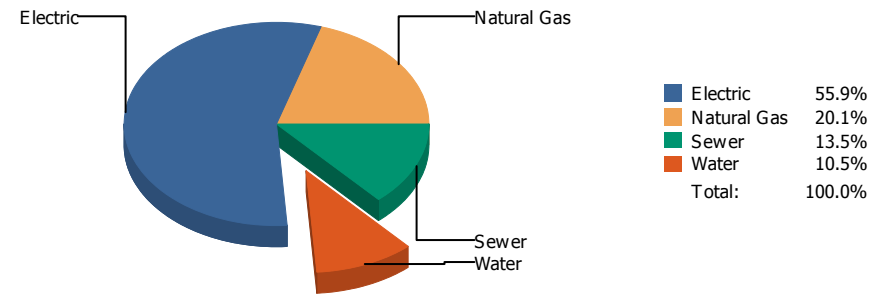


Commodity	Common Use	Energy Use	Energy Use / Area	Total Cost	Cost / Unit	Cost / Area
Place: [CORONADO] CORONADO 005 [BUILDING]						
Area: 406,757 SqFt						
Billing Period: Jan 2019						
ELECTRIC	203,903.00 kWh	695,717 KBtu	1.710 KBtu/SqFt	\$20,157.74	\$0.099 /kWh	\$0.049 /SqFt
NATURALGAS	22,581.00 CCF	2,325,843 KBtu	5.718 KBtu/SqFt	\$11,679.19	\$0.517 /CCF	\$0.029 /SqFt
SEWER	504.00 CCF			\$1,418.89	\$2.815 /CCF	\$0.003 /SqFt
WATER	1,634.00 CCF			\$3,524.15	\$2.157 /CCF	\$0.008 /SqFt
Totals:		3,021,560 KBtu	7.428 KBtu/SqFt	\$36,779.97		

Energy

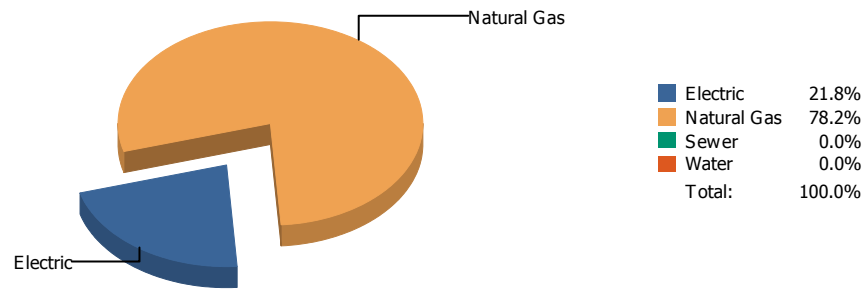


Cost

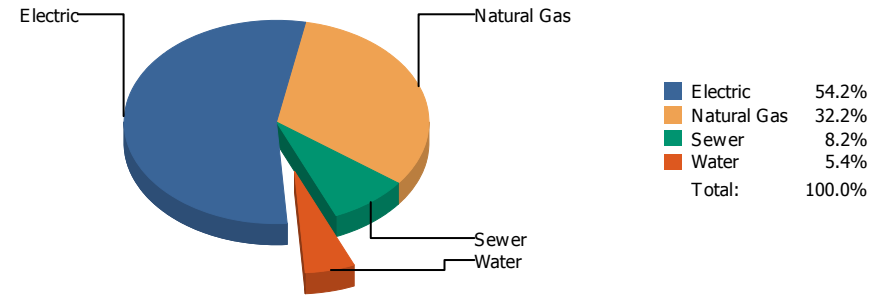


Commodity	Common Use	Energy Use	Energy Use / Area	Total Cost	Cost / Unit	Cost / Area
Place: [CROCKETT_1] CROCKETT 112 [BUILDING]						
Area: 92,585 SqFt						
Billing Period: Jan 2019						
ELECTRIC	20,518.00 kWh	70,007 KBtu	0.756 KBtu/SqFt	\$2,672.36	\$0.130 /kWh	\$0.029 /SqFt
NATURALGAS	1,621.00 CCF	166,963 KBtu	1.803 KBtu/SqFt	\$962.30	\$0.594 /CCF	\$0.010 /SqFt
SEWER	191.00 CCF			\$644.62	\$3.375 /CCF	\$0.007 /SqFt
WATER	98.00 CCF			\$501.61	\$5.118 /CCF	\$0.005 /SqFt
Totals:		236,970 KBtu	2.559 KBtu/SqFt	\$4,780.89		

Energy

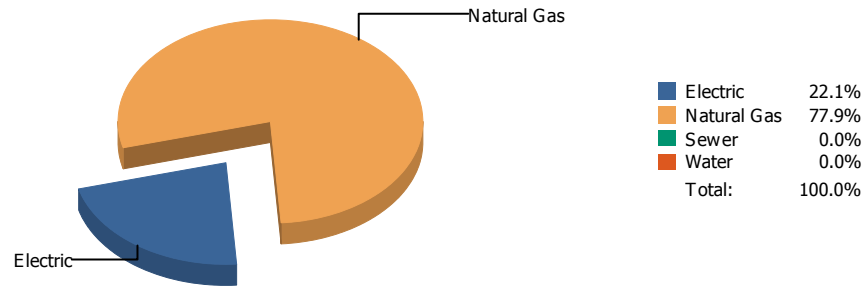


Cost

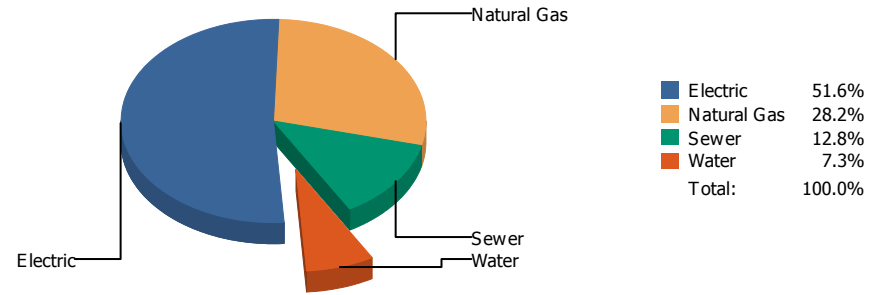


Commodity	Common Use	Energy Use	Energy Use / Area	Total Cost	Cost / Unit	Cost / Area
Place: [CROSBY] CROSBY 113 [BUILDING]						
Area: 83,100 SqFt						
Billing Period: Jan 2019						
ELECTRIC	21,933.00 kWh	74,835 KBtu	0.901 KBtu/SqFt	\$2,695.30	\$0.123 /kWh	\$0.032 /SqFt
NATURALGAS	2,607.00 CCF	268,521 KBtu	3.231 KBtu/SqFt	\$1,600.23	\$0.614 /CCF	\$0.019 /SqFt
SEWER	116.00 CCF			\$408.10	\$3.518 /CCF	\$0.005 /SqFt
WATER	64.00 CCF			\$268.66	\$4.198 /CCF	\$0.003 /SqFt
Totals:		343,356 KBtu	4.132 KBtu/SqFt	\$4,972.29		

Energy

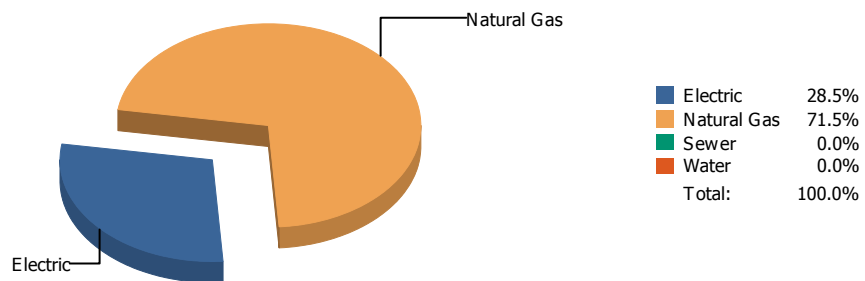


Cost

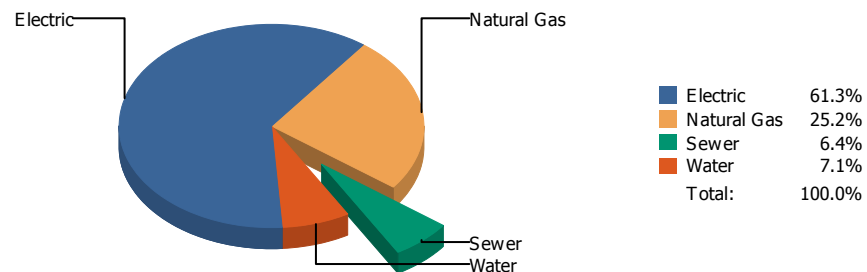


Commodity	Common Use	Energy Use	Energy Use / Area	Total Cost	Cost / Unit	Cost / Area
Place: [DOUGLASS] DOUGLASS 114 [BUILDING]						
Area: 86,903 SqFt						
Billing Period: Jan 2019						
ELECTRIC	25,306.00 kWh	86,344 KBtu	0.994 KBtu/SqFt	\$3,258.24	\$0.129 /kWh	\$0.037 /SqFt
NATURALGAS	2,959.00 CCF	304,777 KBtu	3.507 KBtu/SqFt	\$1,781.23	\$0.602 /CCF	\$0.020 /SqFt
SEWER	289.00 CCF			\$809.21	\$2.800 /CCF	\$0.009 /SqFt
WATER	108.00 CCF			\$460.15	\$4.261 /CCF	\$0.005 /SqFt
Totals:		391,121 KBtu	4.501 KBtu/SqFt	\$6,308.83		

Energy

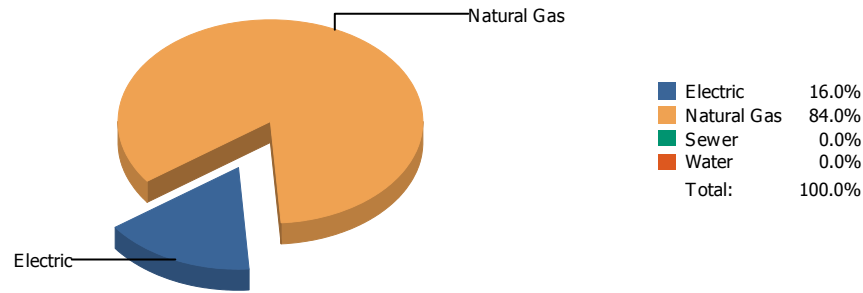


Cost

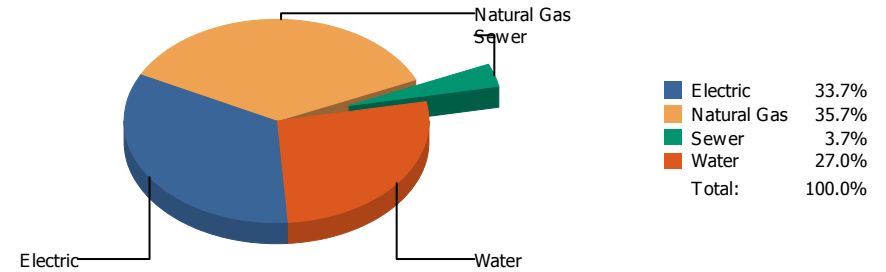


Commodity	Common Use	Energy Use	Energy Use / Area	Total Cost	Cost / Unit	Cost / Area
Place: [DOWELL] DOWELL 115 [BUILDING]						
Area: 55,801 SqFt						
Billing Period: Jan 2019						
ELECTRIC	15,059.00 kWh	51,381 KBtu	0.921 KBtu/SqFt	\$1,882.66	\$0.125 /kWh	\$0.034 /SqFt
NATURALGAS	1,249.00 CCF	128,647 KBtu	2.305 KBtu/SqFt	\$774.65	\$0.620 /CCF	\$0.014 /SqFt
SEWER	64.00 CCF			\$196.37	\$3.068 /CCF	\$0.004 /SqFt
WATER	57.00 CCF			\$218.94	\$3.841 /CCF	\$0.004 /SqFt
Totals:		180,028 KBtu	3.226 KBtu/SqFt	\$3,072.62		

Energy

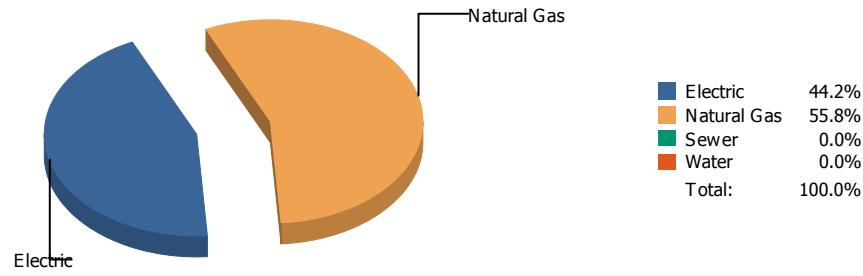


Cost

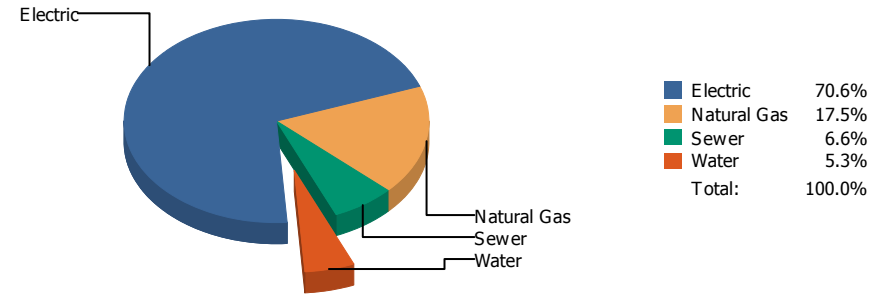


Commodity	Common Use	Energy Use	Energy Use / Area	Total Cost	Cost / Unit	Cost / Area
Place: [DRHORNEDOMIDDLESCHOOL_1] DR. HORNEDO MIDDLE SCHOOL 058 [BUILDING]						
Area: 184,871 SqFt						
Billing Period: Jan 2019						
ELECTRIC	45,000.00 kWh	153,540 KBtu	0.831 KBtu/SqFt	\$3,870.29	\$0.086 /kWh	\$0.021 /SqFt
NATURALGAS	7,812.00 CCF	804,636 KBtu	4.352 KBtu/SqFt	\$4,105.83	\$0.526 /CCF	\$0.022 /SqFt
SEWER	54.00 CCF			\$420.70	\$7.791 /CCF	\$0.002 /SqFt
WATER	562.00 CCF			\$3,102.03	\$5.520 /CCF	\$0.017 /SqFt
Totals:		958,176 KBtu	5.183 KBtu/SqFt	\$11,498.85		

Energy

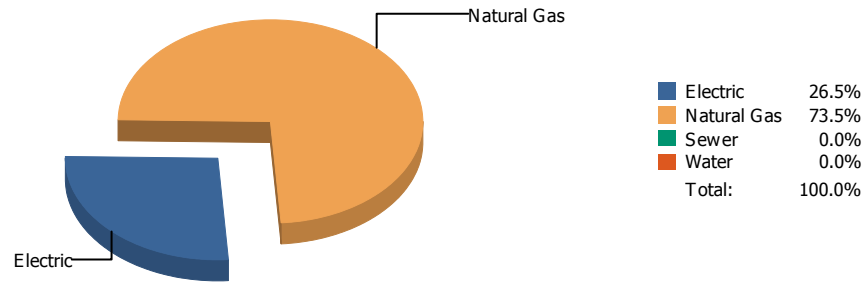


Cost

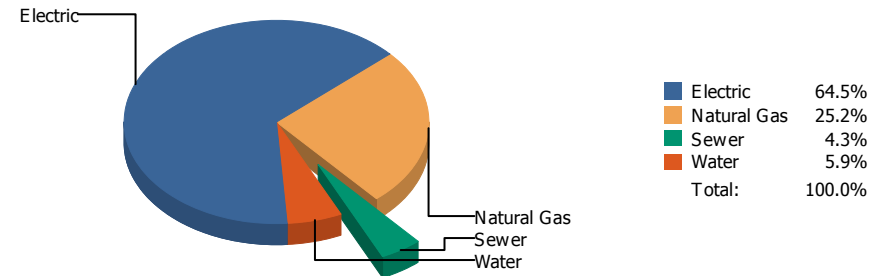


Commodity	Common Use	Energy Use	Energy Use / Area	Total Cost	Cost / Unit	Cost / Area
Place: [ED CENTER] ED CENTER 919 [BUILDING]						
Area: 220,243 SqFt						
Billing Period: Jan 2019						
ELECTRIC	199,727.00 kWh	681,469 KBtu	3.094 KBtu/SqFt	\$18,271.92	\$0.091 /kWh	\$0.083 /SqFt
NATURALGAS	8,365.00 CCF	861,595 KBtu	3.912 KBtu/SqFt	\$4,519.36	\$0.540 /CCF	\$0.021 /SqFt
SEWER	487.00 CCF			\$1,714.58	\$3.521 /CCF	\$0.008 /SqFt
WATER	315.00 CCF			\$1,362.21	\$4.324 /CCF	\$0.006 /SqFt
Totals:		1,543,064 KBtu	7.006 KBtu/SqFt	\$25,868.07		

Energy

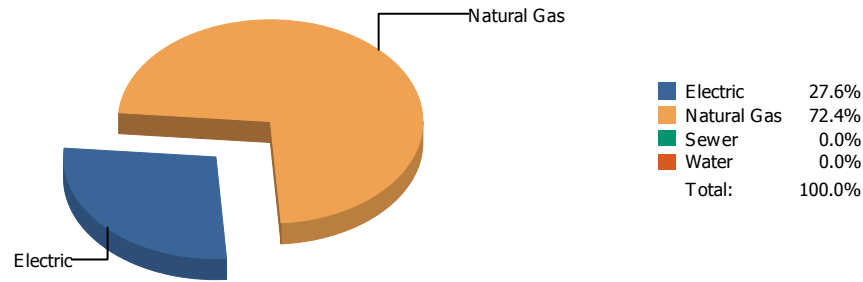


Cost

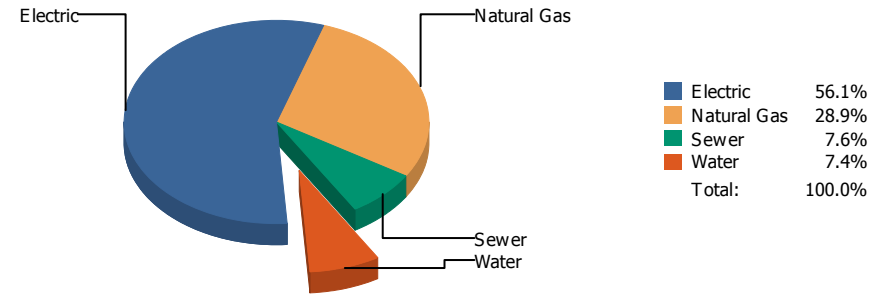


Commodity	Common Use	Energy Use	Energy Use / Area	Total Cost	Cost / Unit	Cost / Area
Place: [EL PASO] EL PASO HIGH 006 [BUILDING]						
Area: 236,062 SqFt						
Billing Period: Jan 2019						
ELECTRIC	114,043.00 kWh	389,115 KBtu	1.648 KBtu/SqFt	\$15,365.61	\$0.135 /kWh	\$0.065 /SqFt
NATURALGAS	10,479.00 CCF	1,079,337 KBtu	4.572 KBtu/SqFt	\$5,998.53	\$0.572 /CCF	\$0.025 /SqFt
SEWER	219.00 CCF			\$1,035.30	\$4.727 /CCF	\$0.004 /SqFt
WATER	250.00 CCF			\$1,407.98	\$5.632 /CCF	\$0.006 /SqFt
Totals:		1,468,452 KBtu	6.221 KBtu/SqFt	\$23,807.42		

Energy

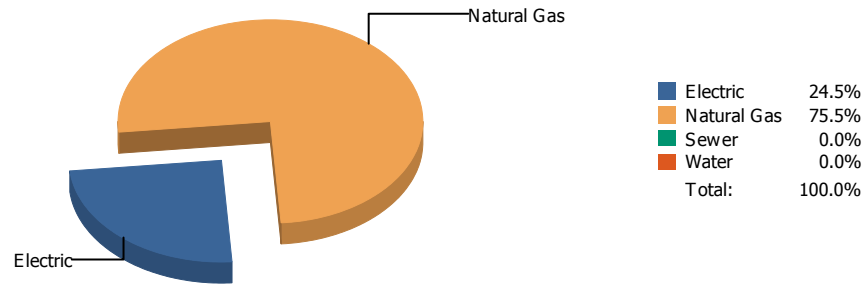


Cost

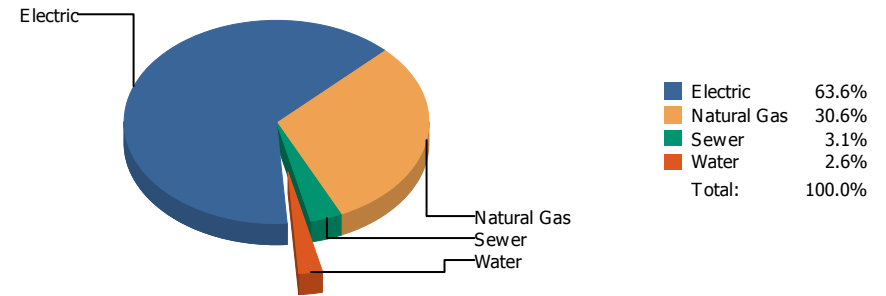


Commodity	Common Use	Energy Use	Energy Use / Area	Total Cost	Cost / Unit	Cost / Area
Place: [FANNIN] FANNIN 116 [BUILDING]						
Area: 73,291 SqFt						
Billing Period: Jan 2019						
ELECTRIC	35,944.00 kWh	122,641 KBtu	1.673 KBtu/SqFt	\$3,882.65	\$0.108 /kWh	\$0.053 /SqFt
NATURALGAS	3,125.00 CCF	321,875 KBtu	4.392 KBtu/SqFt	\$1,997.51	\$0.639 /CCF	\$0.027 /SqFt
SEWER	118.00 CCF			\$524.83	\$4.448 /CCF	\$0.007 /SqFt
WATER	107.00 CCF			\$515.00	\$4.813 /CCF	\$0.007 /SqFt
Totals:		444,516 KBtu	6.065 KBtu/SqFt	\$6,919.99		

Energy

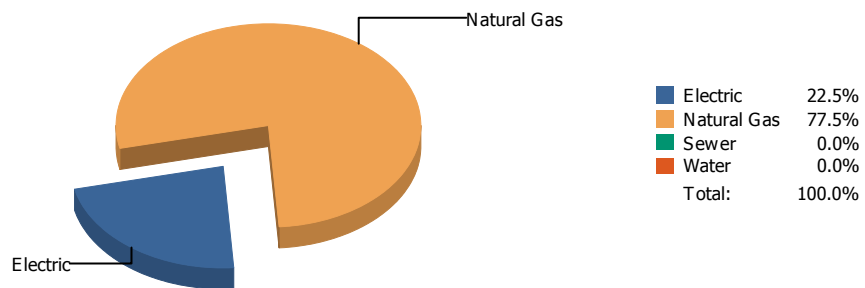


Cost

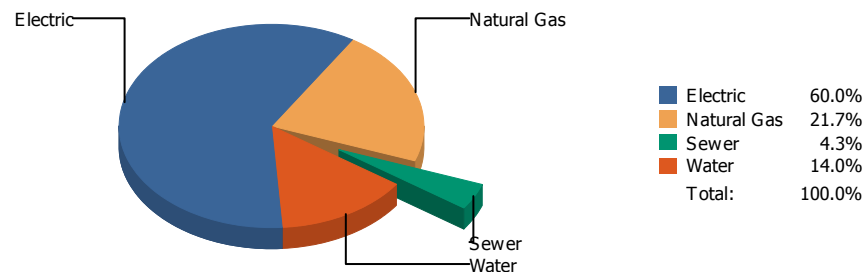


Commodity	Common Use	Energy Use	Energy Use / Area	Total Cost	Cost / Unit	Cost / Area
Place: [FRANKLIN] FRANKLIN HIGH SCHOOL 010 [BUILDING]						
Area: 329,377 SqFt						
Billing Period: Jan 2019						
ELECTRIC	191,226.00 kWh	652,463 KBtu	1.981 KBtu/SqFt	\$21,167.11	\$0.111 /kWh	\$0.064 /SqFt
NATURALGAS	19,560.00 CCF	2,014,680 KBtu	6.117 KBtu/SqFt	\$10,200.41	\$0.521 /CCF	\$0.031 /SqFt
SEWER	381.00 CCF			\$1,045.27	\$2.743 /CCF	\$0.003 /SqFt
WATER	227.00 CCF			\$876.65	\$3.862 /CCF	\$0.003 /SqFt
Totals:		2,667,143 KBtu	8.098 KBtu/SqFt	\$33,289.44		

Energy

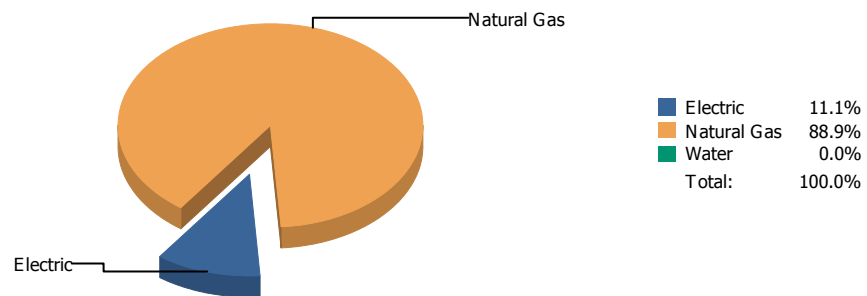


Cost

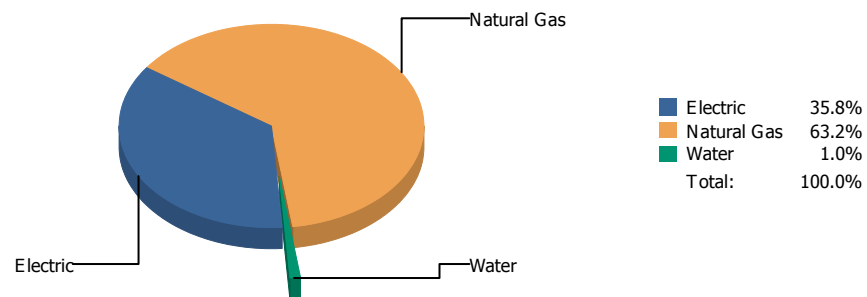


Commodity	Common Use	Energy Use	Energy Use / Area	Total Cost	Cost / Unit	Cost / Area
Place: [FRANKLIN9THGRADECENTER_2] FRANKLIN 9TH GRADE CENTER 053 [BUILDING]						
Area: 193,158 SqFt						
Billing Period: Jan 2019						
ELECTRIC	49,600.00 kWh	169,235 KBtu	0.876 KBtu/SqFt	\$8,308.15	\$0.168 /kWh	\$0.043 /SqFt
NATURALGAS	5,657.00 CCF	582,671 KBtu	3.017 KBtu/SqFt	\$3,000.19	\$0.530 /CCF	\$0.016 /SqFt
SEWER	143.00 CCF			\$590.69	\$4.131 /CCF	\$0.003 /SqFt
WATER	890.00 CCF			\$1,943.00	\$2.183 /CCF	\$0.010 /SqFt
Totals:		751,906 KBtu	3.893 KBtu/SqFt	\$13,842.03		

Energy

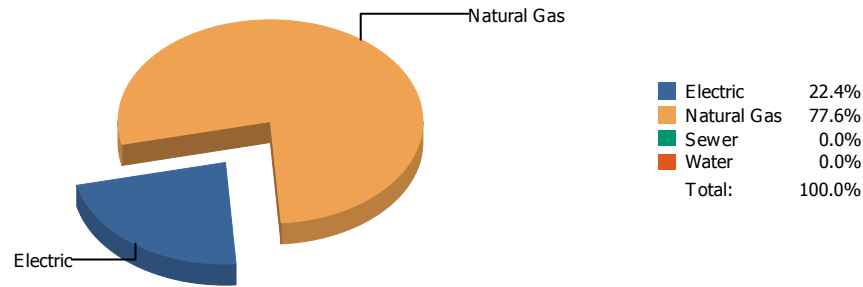


Cost

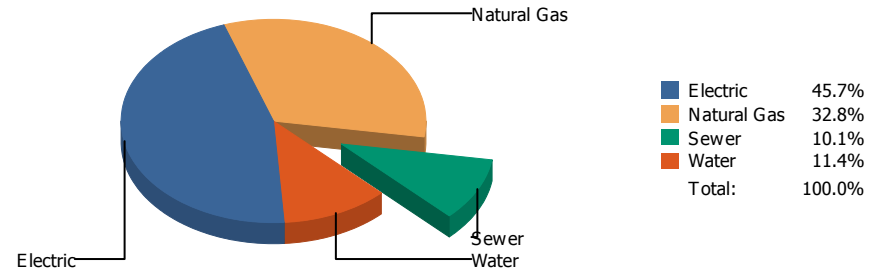


Commodity	Common Use	Energy Use	Energy Use / Area	Total Cost	Cost / Unit	Cost / Area
Place: [GAMBLE] JAMES GAMBLE WAREHOUSE [BUILDING]						
Area: 53,241 SqFt						
Billing Period: Jan 2019						
ELECTRIC	23,800.00 kWh	81,206 KBtu	1.525 KBtu/SqFt	\$1,884.79	\$0.079 /kWh	\$0.035 /SqFt
NATURALGAS	6,300.00 CCF	648,900 KBtu	12.188 KBtu/SqFt	\$3,325.01	\$0.528 /CCF	\$0.062 /SqFt
WATER	0.00 CCF			\$54.48	\$0.000 /CCF	\$0.001 /SqFt
Totals:		730,106 KBtu	13.713 KBtu/SqFt	\$5,264.28		

Energy

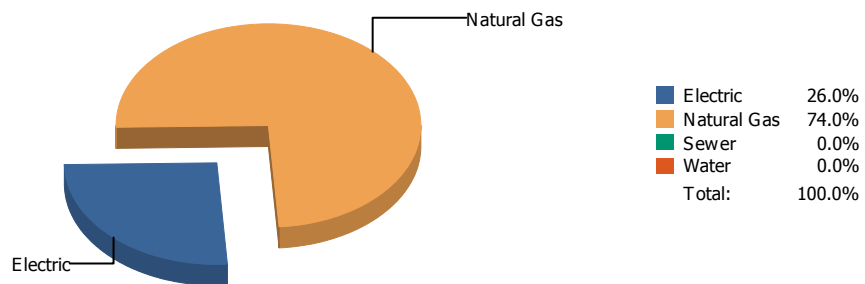


Cost

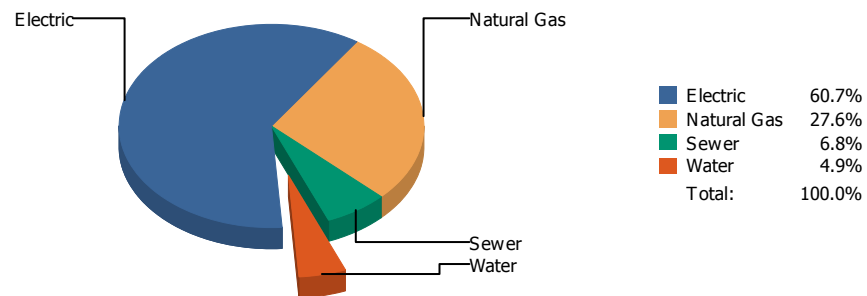


Commodity	Common Use	Energy Use	Energy Use / Area	Total Cost	Cost / Unit	Cost / Area
Place: [GREEN] GREEN ELEMENTARY SCHOOL 162 [BUILDING]						
Area: 88,156 SqFt						
Billing Period: Jan 2019						
ELECTRIC	32,100.00 kWh	109,525 KBtu	1.242 KBtu/SqFt	\$2,992.27	\$0.093 /kWh	\$0.034 /SqFt
NATURALGAS	3,689.00 CCF	379,967 KBtu	4.310 KBtu/SqFt	\$2,146.58	\$0.582 /CCF	\$0.024 /SqFt
SEWER	130.00 CCF			\$659.13	\$5.070 /CCF	\$0.007 /SqFt
WATER	155.00 CCF			\$744.90	\$4.806 /CCF	\$0.008 /SqFt
Totals:		489,492 KBtu	5.553 KBtu/SqFt	\$6,542.88		

Energy

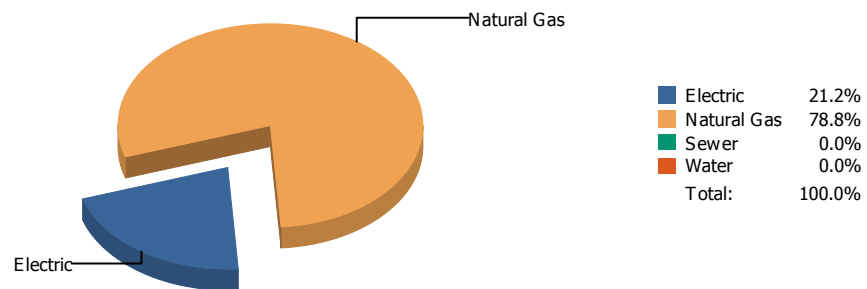


Cost

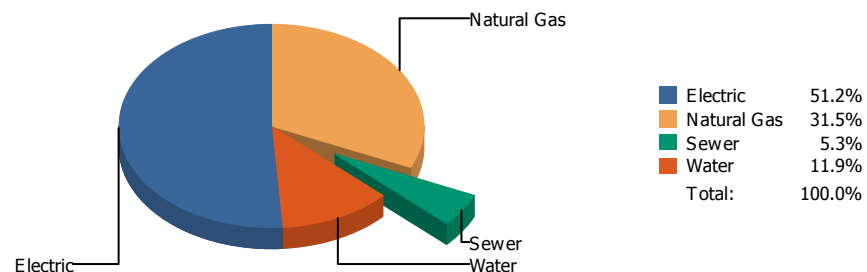


Commodity	Common Use	Energy Use	Energy Use / Area	Total Cost	Cost / Unit	Cost / Area
Place: [GUERRERO] ROSA GUERRERO ELEMENTARY 163 [BUILDING]						
Area: 88,641 SqFt						
Billing Period: Jan 2019						
ELECTRIC	43,580.00 kWh	148,695 KBtu	1.677 KBtu/SqFt	\$5,218.77	\$0.120 /kWh	\$0.059 /SqFt
NATURALGAS	4,119.00 CCF	424,257 KBtu	4.786 KBtu/SqFt	\$2,376.70	\$0.577 /CCF	\$0.027 /SqFt
SEWER	149.00 CCF			\$584.04	\$3.920 /CCF	\$0.006 /SqFt
WATER	89.00 CCF			\$420.83	\$4.728 /CCF	\$0.005 /SqFt
Totals:		572,952 KBtu	6.464 KBtu/SqFt	\$8,600.34		

Energy

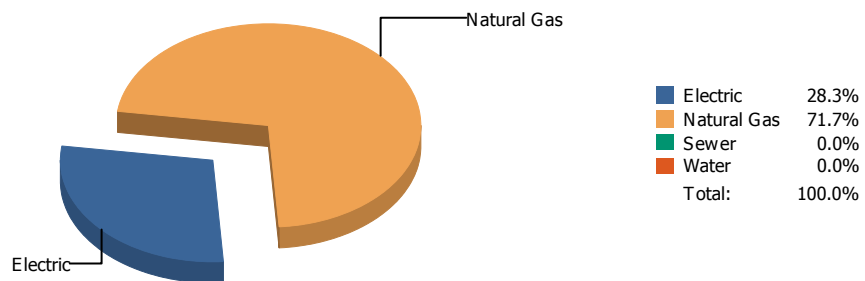


Cost

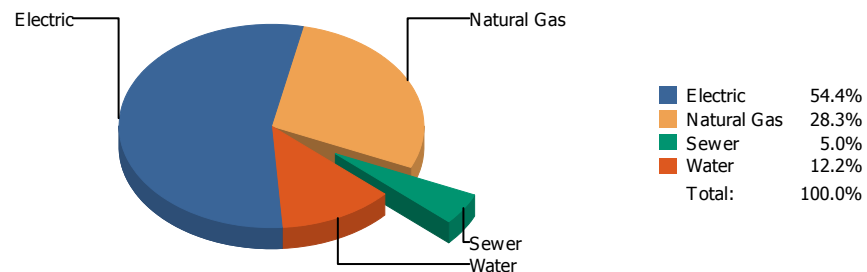


Commodity	Common Use	Energy Use	Energy Use / Area	Total Cost	Cost / Unit	Cost / Area
Place: [GUILLEN] GUILLEN 044 [BUILDING]						
Area: 223,773 SqFt						
Billing Period: Jan 2019						
ELECTRIC	62,446.00 kWh	213,066 KBtu	0.952 KBtu/SqFt	\$6,788.44	\$0.109 /kWh	\$0.030 /SqFt
NATURALGAS	7,675.00 CCF	790,525 KBtu	3.533 KBtu/SqFt	\$4,180.13	\$0.545 /CCF	\$0.019 /SqFt
SEWER	214.00 CCF			\$708.19	\$3.309 /CCF	\$0.003 /SqFt
WATER	391.00 CCF			\$1,578.70	\$4.038 /CCF	\$0.007 /SqFt
Totals:		1,003,591 KBtu	4.485 KBtu/SqFt	\$13,255.46		

Energy

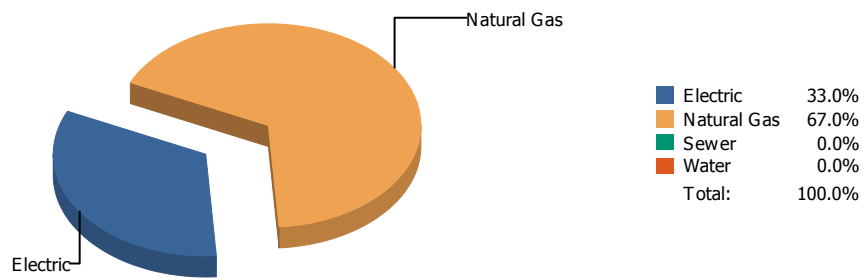


Cost

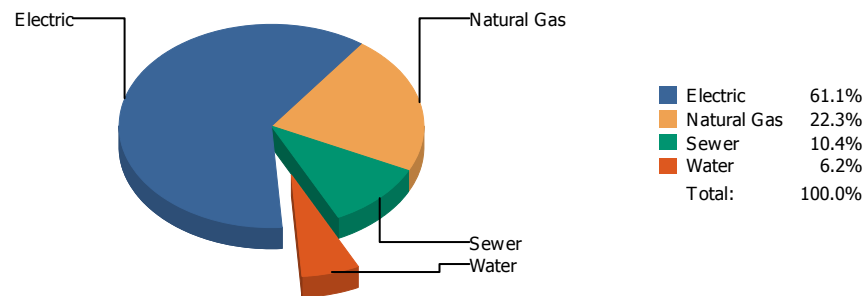


Commodity	Common Use	Energy Use	Energy Use / Area	Total Cost	Cost / Unit	Cost / Area
Place: [HART] HART 118 [BUILDING]						
Area: 63,357 SqFt						
Billing Period: Jan 2019						
ELECTRIC	38,640.00 kWh	131,840 KBtu	2.081 KBtu/SqFt	\$3,436.10	\$0.089 /kWh	\$0.054 /SqFt
NATURALGAS	3,245.00 CCF	334,235 KBtu	5.275 KBtu/SqFt	\$1,789.56	\$0.551 /CCF	\$0.028 /SqFt
SEWER	58.00 CCF			\$316.96	\$5.465 /CCF	\$0.005 /SqFt
WATER	107.00 CCF			\$770.15	\$7.198 /CCF	\$0.012 /SqFt
Totals:		466,075 KBtu	7.356 KBtu/SqFt	\$6,312.77		

Energy

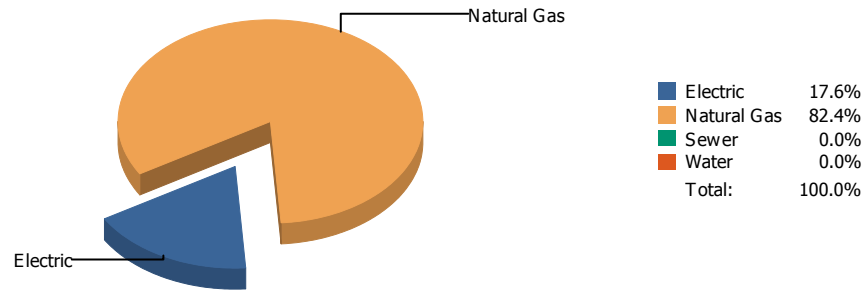


Cost

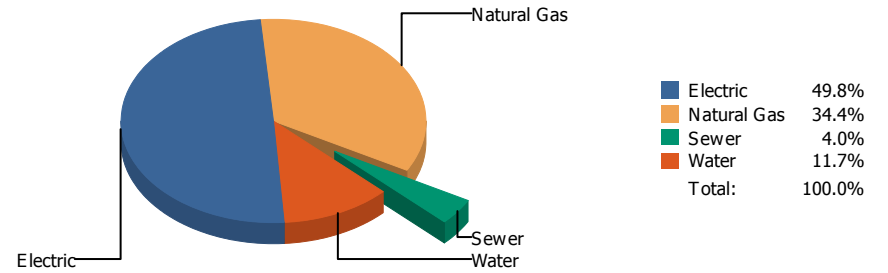


Commodity	Common Use	Energy Use	Energy Use / Area	Total Cost	Cost / Unit	Cost / Area
Place: [HAWKINS] HAWKINS 119 [BUILDING]						
Area: 57,207 SqFt						
Billing Period: Jan 2019						
ELECTRIC	28,175.00 kWh	96,133 KBtu	1.680 KBtu/SqFt	\$3,017.76	\$0.107 /kWh	\$0.053 /SqFt
NATURALGAS	1,892.00 CCF	194,876 KBtu	3.407 KBtu/SqFt	\$1,103.37	\$0.583 /CCF	\$0.019 /SqFt
SEWER	172.00 CCF			\$515.06	\$2.995 /CCF	\$0.009 /SqFt
WATER	31.00 CCF			\$305.72	\$9.862 /CCF	\$0.005 /SqFt
Totals:		291,009 KBtu	5.087 KBtu/SqFt	\$4,941.91		

Energy

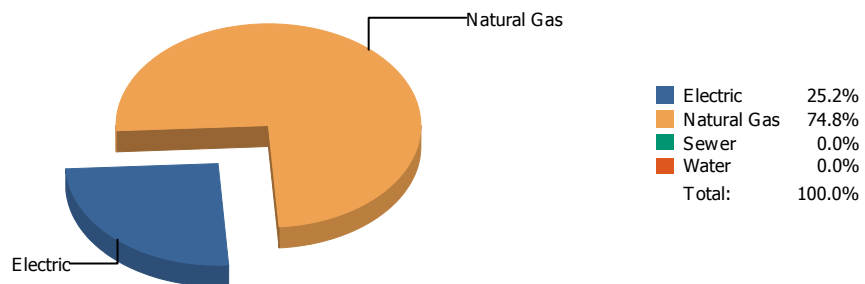


Cost

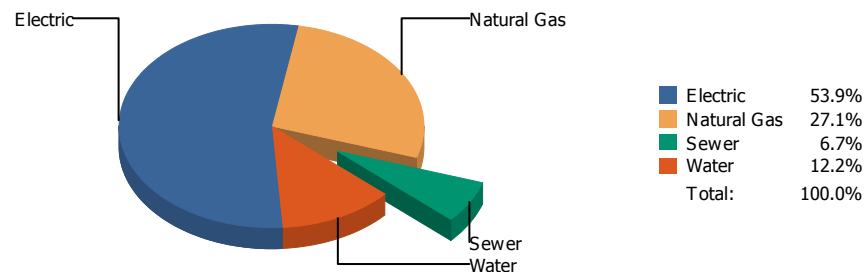


Commodity	Common Use	Energy Use	Energy Use / Area	Total Cost	Cost / Unit	Cost / Area
Place: [HENDERSO] HENDERSON 041 [BUILDING]						
Area: 145,254 SqFt						
Billing Period: Jan 2019						
ELECTRIC	34,229.00 kWh	116,789 KBtu	0.804 KBtu/SqFt	\$4,112.48	\$0.120 /kWh	\$0.028 /SqFt
NATURALGAS	5,317.00 CCF	547,651 KBtu	3.770 KBtu/SqFt	\$2,840.43	\$0.534 /CCF	\$0.020 /SqFt
SEWER	124.00 CCF			\$330.11	\$2.662 /CCF	\$0.002 /SqFt
WATER	265.00 CCF			\$969.24	\$3.658 /CCF	\$0.007 /SqFt
Totals:		664,440 KBtu	4.574 KBtu/SqFt	\$8,252.26		

Energy



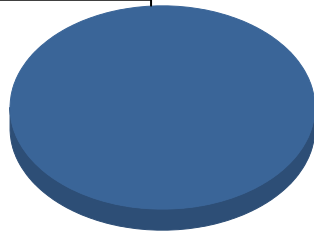
Cost



Commodity	Common Use	Energy Use	Energy Use / Area	Total Cost	Cost / Unit	Cost / Area
Place: [HERRERA_1] HERRERA ELEMENTARY 174 [BUILDING]						
Area: 86,275 SqFt						
Billing Period: Jan 2019						
ELECTRIC	40,200.00 kWh	137,162 KBtu	1.590 KBtu/SqFt	\$4,264.56	\$0.106 /kWh	\$0.049 /SqFt
NATURALGAS	3,949.00 CCF	406,747 KBtu	4.715 KBtu/SqFt	\$2,146.63	\$0.544 /CCF	\$0.025 /SqFt
SEWER	111.00 CCF			\$529.57	\$4.771 /CCF	\$0.006 /SqFt
WATER	139.00 CCF			\$967.14	\$6.958 /CCF	\$0.011 /SqFt
Totals:		543,909 KBtu	6.304 KBtu/SqFt	\$7,907.90		

Energy

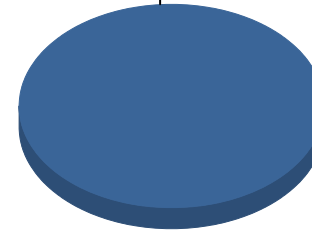
Electric



■ Electric 100.0%
Total: 100.0%

Cost

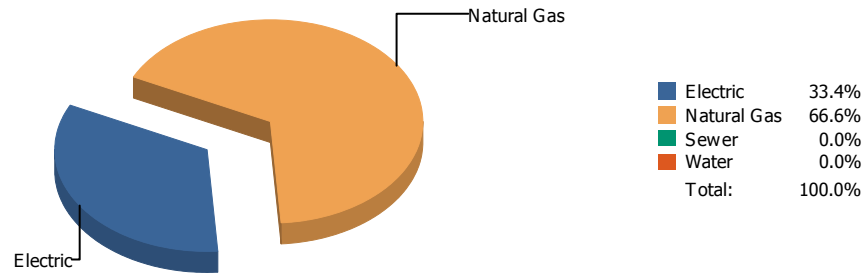
Electric



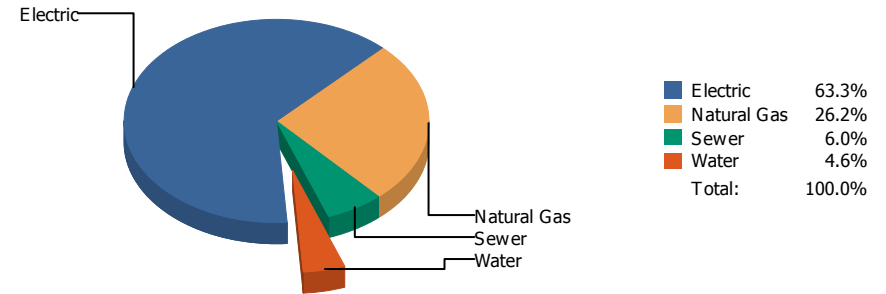
■ Electric 100.0%
Total: 100.0%

Commodity	Common Use	Energy Use	Energy Use / Area	Total Cost	Cost / Unit	Cost / Area
Place: [HIGHLAND] HIGHLAND/ANNEX 120 [BUILDING]						
Area: 33,705 SqFt						
Billing Period: Jan 2019						
ELECTRIC	30,960.00 kWh	105,636 KBtu	3.134 KBtu/SqFt	\$1,695.77	\$0.055 /kWh	\$0.050 /SqFt
Totals:		105,636 KBtu	3.134 KBtu/SqFt	\$1,695.77		

Energy

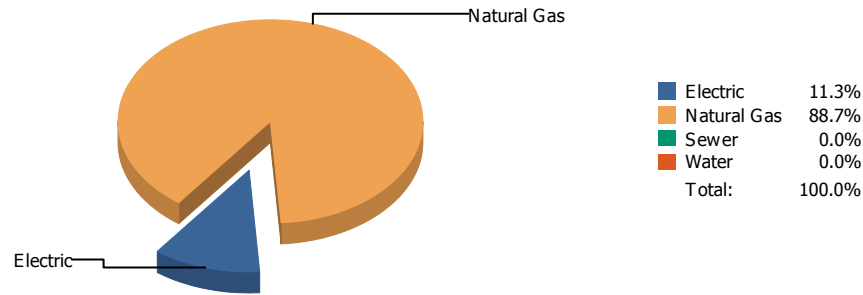


Cost

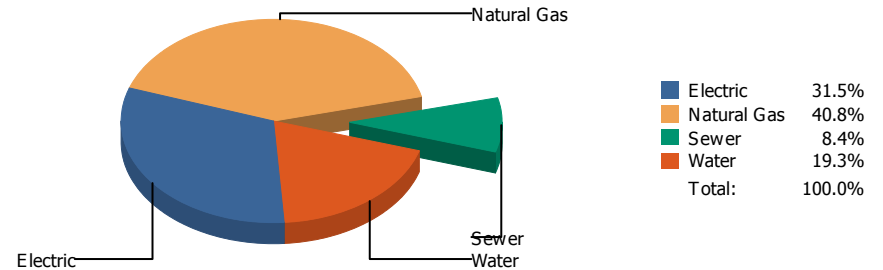


Commodity	Common Use	Energy Use	Energy Use / Area	Total Cost	Cost / Unit	Cost / Area
Place: [HILLSIDE] HILLSIDE 121 [BUILDING]						
Area: 80,656 SqFt						
Billing Period: Jan 2019						
ELECTRIC	53,133.00 kWh	181,290 KBtu	2.248 KBtu/SqFt	\$5,291.85	\$0.100 /kWh	\$0.066 /SqFt
NATURALGAS	3,506.00 CCF	361,118 KBtu	4.477 KBtu/SqFt	\$2,193.53	\$0.626 /CCF	\$0.027 /SqFt
SEWER	104.00 CCF			\$498.09	\$4.789 /CCF	\$0.006 /SqFt
WATER	66.00 CCF			\$380.83	\$5.770 /CCF	\$0.005 /SqFt
Totals:		542,408 KBtu	6.725 KBtu/SqFt	\$8,364.30		

Energy

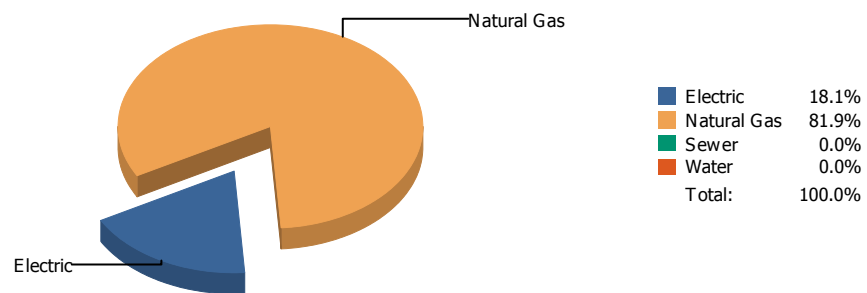


Cost

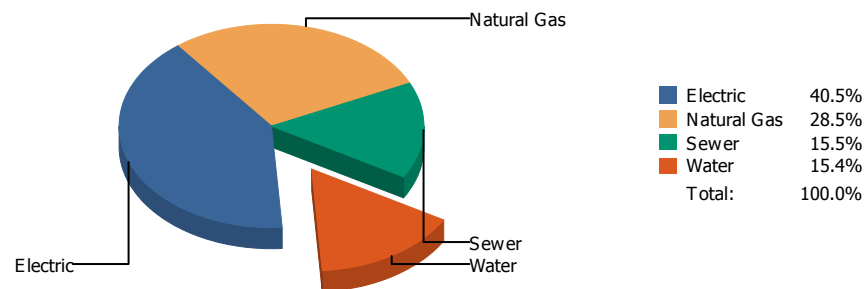


Commodity	Common Use	Energy Use	Energy Use / Area	Total Cost	Cost / Unit	Cost / Area
Place: [HOUSTON] HOUSTON 122 [BUILDING]						
Area: 84,178 SqFt						
Billing Period: Jan 2019						
ELECTRIC	15,600.00 kWh	53,227 KBtu	0.632 KBtu/SqFt	\$1,801.11	\$0.115 /kWh	\$0.021 /SqFt
NATURALGAS	4,059.00 CCF	418,077 KBtu	4.967 KBtu/SqFt	\$2,337.13	\$0.576 /CCF	\$0.028 /SqFt
SEWER	95.00 CCF			\$480.90	\$5.062 /CCF	\$0.006 /SqFt
WATER	276.00 CCF			\$1,104.50	\$4.002 /CCF	\$0.013 /SqFt
Totals:		471,304 KBtu	5.599 KBtu/SqFt	\$5,723.64		

Energy

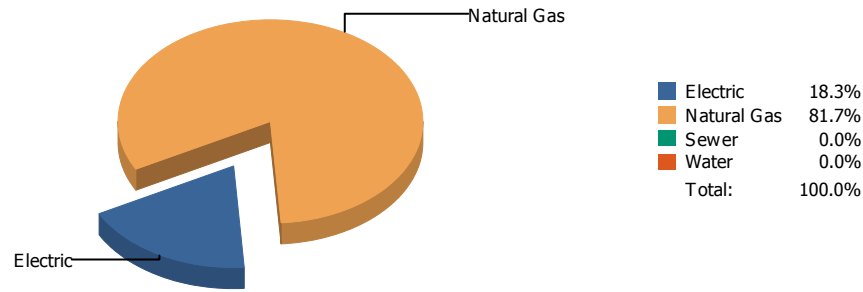


Cost

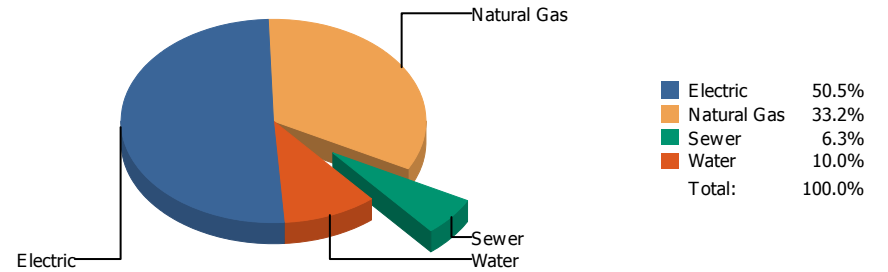


Commodity	Common Use	Energy Use	Energy Use / Area	Total Cost	Cost / Unit	Cost / Area
Place: [HUGHEY] HUGHEY 123 [BUILDING]						
Area: 74,815 SqFt						
Billing Period: Jan 2019						
ELECTRIC	24,935.00 kWh	85,078 KBtu	1.137 KBtu/SqFt	\$3,336.54	\$0.134 /kWh	\$0.044 /SqFt
NATURALGAS	3,749.00 CCF	386,147 KBtu	5.161 KBtu/SqFt	\$2,347.90	\$0.626 /CCF	\$0.031 /SqFt
SEWER	461.00 CCF			\$1,273.23	\$2.762 /CCF	\$0.017 /SqFt
WATER	375.00 CCF			\$1,270.84	\$3.389 /CCF	\$0.017 /SqFt
Totals:		471,225 KBtu	6.299 KBtu/SqFt	\$8,228.51		

Energy

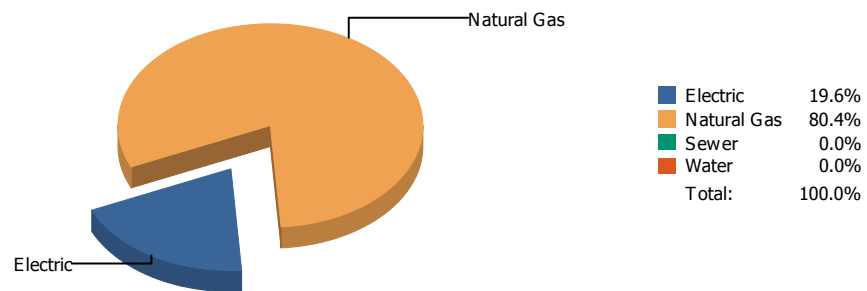


Cost

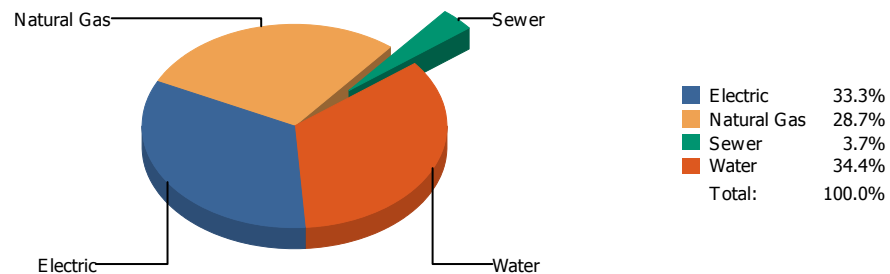


Commodity	Common Use	Energy Use	Energy Use / Area	Total Cost	Cost / Unit	Cost / Area
Place: [IRVIN] IRVIN 008 [BUILDING]						
Area: 303,804 SqFt						
Billing Period: Jan 2019						
ELECTRIC	83,897.00 kWh	286,257 KBtu	0.942 KBtu/SqFt	\$9,968.88	\$0.119 /kWh	\$0.033 /SqFt
NATURALGAS	12,425.00 CCF	1,279,775 KBtu	4.213 KBtu/SqFt	\$6,550.63	\$0.527 /CCF	\$0.022 /SqFt
SEWER	538.00 CCF			\$1,233.76	\$2.293 /CCF	\$0.004 /SqFt
WATER	815.00 CCF			\$1,968.13	\$2.415 /CCF	\$0.006 /SqFt
Totals:		1,566,032 KBtu	5.155 KBtu/SqFt	\$19,721.40		

Energy

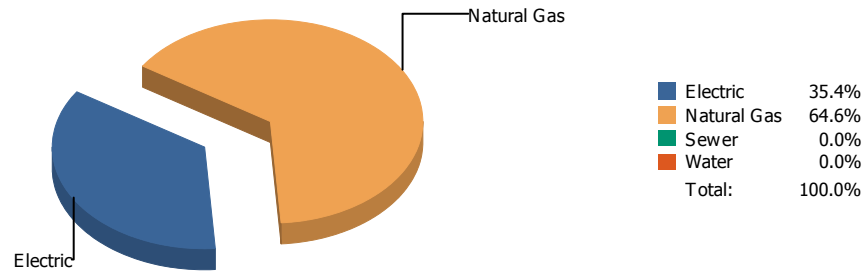


Cost

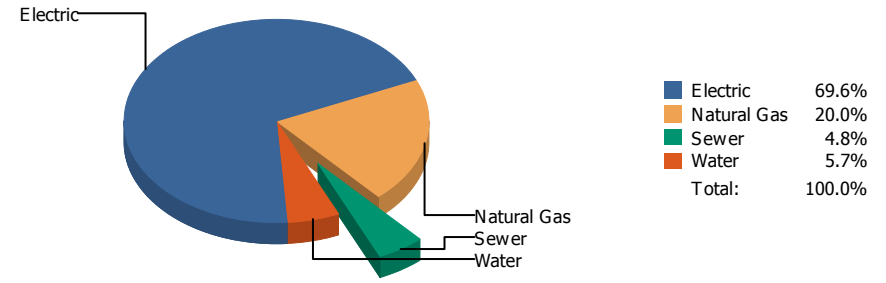


Commodity	Common Use	Energy Use	Energy Use / Area	Total Cost	Cost / Unit	Cost / Area
Place: [JEFFERSN] JEFFERSON 009 [BUILDING]						
Area: 257,708 SqFt						
Billing Period: Jan 2019						
ELECTRIC	100,857.00 kWh	344,124 KBtu	1.335 KBtu/SqFt	\$9,395.79	\$0.093 /kWh	\$0.036 /SqFt
NATURALGAS	13,725.00 CCF	1,413,675 KBtu	5.486 KBtu/SqFt	\$8,092.46	\$0.590 /CCF	\$0.031 /SqFt
SEWER	272.00 CCF			\$1,035.84	\$3.808 /CCF	\$0.004 /SqFt
WATER	1,564.00 CCF			\$9,701.29	\$6.203 /CCF	\$0.037 /SqFt
Totals:		1,757,799 KBtu	6.821 KBtu/SqFt	\$28,225.38		

Energy

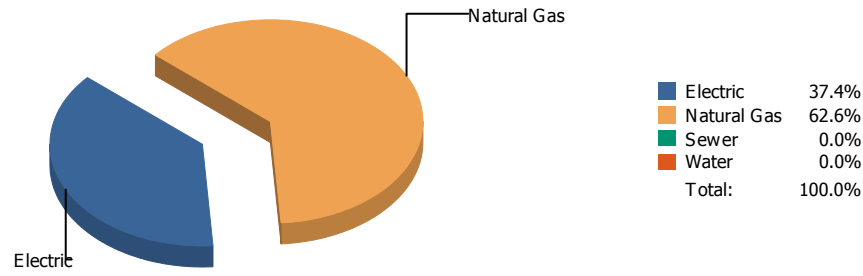


Cost

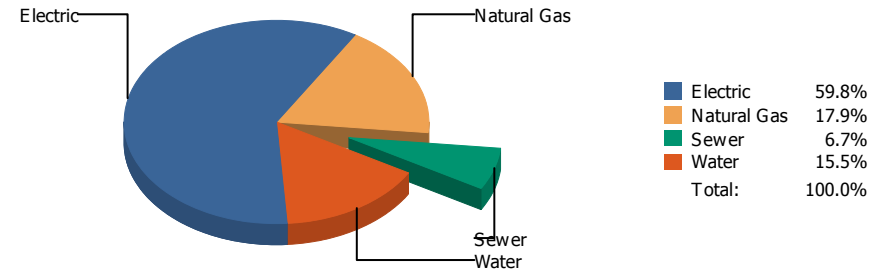


Commodity	Common Use	Energy Use	Energy Use / Area	Total Cost	Cost / Unit	Cost / Area
Place: [JOHNSON] L.B. JOHNSON 155 [BUILDING]						
Area: 87,993 SqFt						
Billing Period: Jan 2019						
ELECTRIC	41,550.00 kWh	141,769 KBtu	1.611 KBtu/SqFt	\$5,414.92	\$0.130 /kWh	\$0.061 /SqFt
NATURALGAS	2,513.00 CCF	258,839 KBtu	2.942 KBtu/SqFt	\$1,554.15	\$0.618 /CCF	\$0.018 /SqFt
SEWER	87.00 CCF			\$372.35	\$4.280 /CCF	\$0.004 /SqFt
WATER	120.00 CCF			\$441.03	\$3.675 /CCF	\$0.005 /SqFt
Totals:		400,608 KBtu	4.553 KBtu/SqFt	\$7,782.45		

Energy

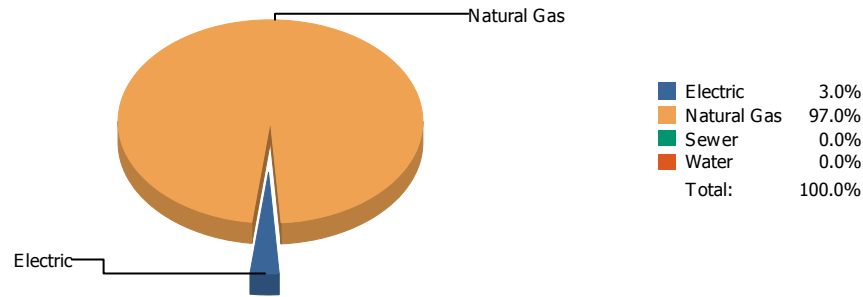


Cost

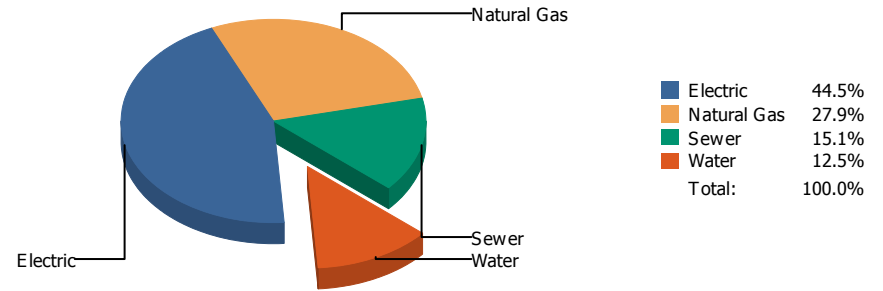


Commodity	Common Use	Energy Use	Energy Use / Area	Total Cost	Cost / Unit	Cost / Area
Place: [KOHLBERG] KOHLBERG ELEMENTARY [BUILDING]						
Area: 99,884 SqFt						
Billing Period: Jan 2019						
ELECTRIC	52,600.00 kWh	179,471 KBtu	1.797 KBtu/SqFt	\$5,867.05	\$0.112 /kWh	\$0.059 /SqFt
NATURALGAS	2,918.00 CCF	300,554 KBtu	3.009 KBtu/SqFt	\$1,760.68	\$0.603 /CCF	\$0.018 /SqFt
SEWER	197.00 CCF			\$656.58	\$3.333 /CCF	\$0.007 /SqFt
WATER	432.00 CCF			\$1,525.08	\$3.530 /CCF	\$0.015 /SqFt
Totals:		480,025 KBtu	4.806 KBtu/SqFt	\$9,809.39		

Energy

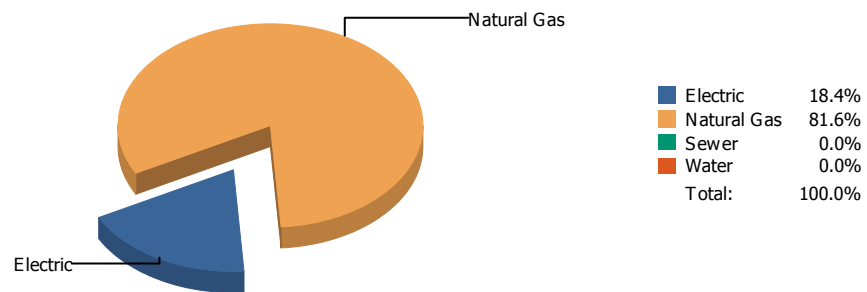


Cost

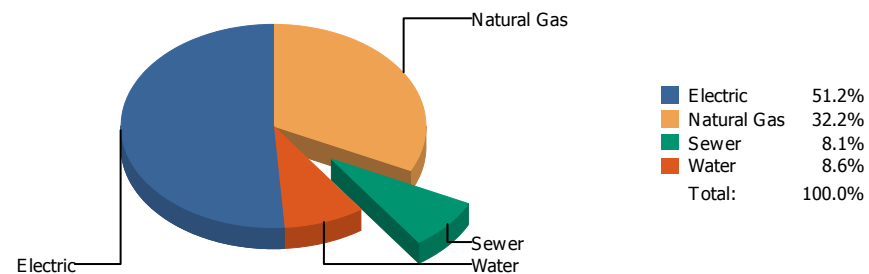


Commodity	Common Use	Energy Use	Energy Use / Area	Total Cost	Cost / Unit	Cost / Area
Place: [LAMAR] LAMAR 125 [BUILDING]						
Area: 76,252 SqFt						
Billing Period: Jan 2019						
ELECTRIC	2,250.00 kWh	7,677 KBtu	0.101 KBtu/SqFt	\$2,587.25	\$1.150 /kWh	\$0.034 /SqFt
NATURALGAS	2,394.00 CCF	246,582 KBtu	3.234 KBtu/SqFt	\$1,626.48	\$0.679 /CCF	\$0.021 /SqFt
SEWER	195.00 CCF			\$878.08	\$4.503 /CCF	\$0.011 /SqFt
WATER	127.00 CCF			\$727.86	\$5.731 /CCF	\$0.009 /SqFt
Totals:		254,259 KBtu	3.334 KBtu/SqFt	\$5,819.67		

Energy

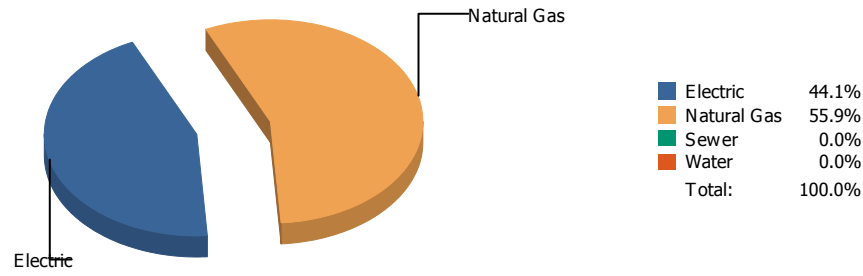


Cost

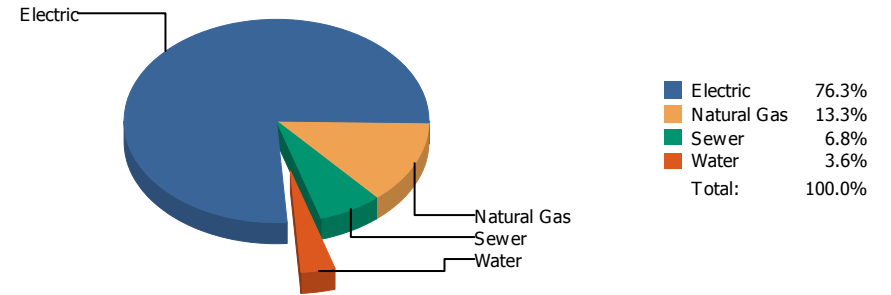


Commodity	Common Use	Energy Use	Energy Use / Area	Total Cost	Cost / Unit	Cost / Area
Place: [LEE] LEE 150 [BUILDING]						
Area: 78,368 SqFt						
Billing Period: Jan 2019						
ELECTRIC	29,550.00 kWh	100,825 KBtu	1.287 KBtu/SqFt	\$3,711.87	\$0.126 /kWh	\$0.047 /SqFt
NATURALGAS	4,337.00 CCF	446,711 KBtu	5.700 KBtu/SqFt	\$2,333.71	\$0.538 /CCF	\$0.030 /SqFt
SEWER	101.00 CCF			\$584.60	\$5.788 /CCF	\$0.007 /SqFt
WATER	68.00 CCF			\$623.96	\$9.176 /CCF	\$0.008 /SqFt
Totals:		547,536 KBtu	6.987 KBtu/SqFt	\$7,254.14		

Energy

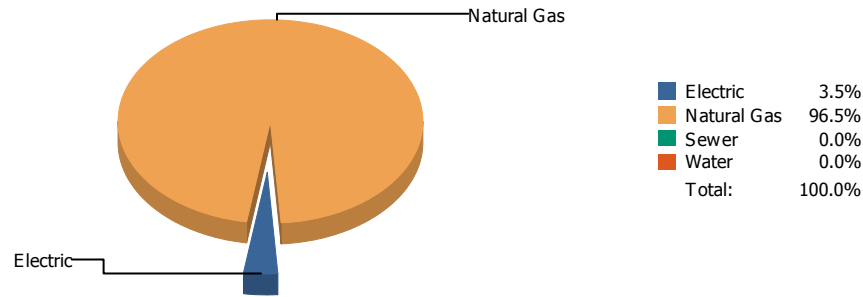


Cost

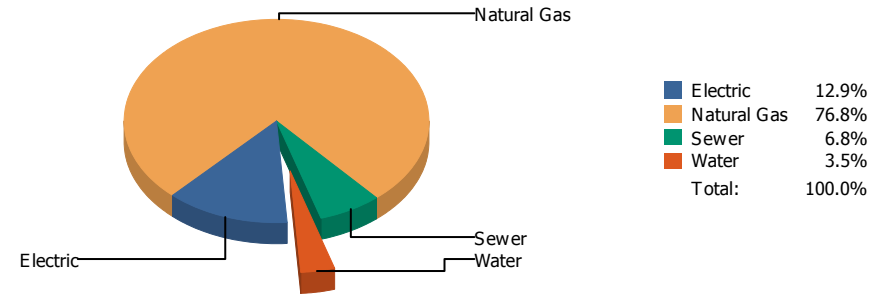


Commodity	Common Use	Energy Use	Energy Use / Area	Total Cost	Cost / Unit	Cost / Area
Place: [LINCOLN] LINCOLN 051 [BUILDING]						
Area: 163,678 SqFt						
Billing Period: Jan 2019						
ELECTRIC	76,400.00 kWh	260,677 KBtu	1.593 KBtu/SqFt	\$10,175.70	\$0.133 /kWh	\$0.062 /SqFt
NATURALGAS	3,207.00 CCF	330,321 KBtu	2.018 KBtu/SqFt	\$1,770.31	\$0.552 /CCF	\$0.011 /SqFt
SEWER	365.00 CCF			\$903.33	\$2.475 /CCF	\$0.006 /SqFt
WATER	124.00 CCF			\$482.48	\$3.891 /CCF	\$0.003 /SqFt
Totals:		590,998 KBtu	3.611 KBtu/SqFt	\$13,331.82		

Energy

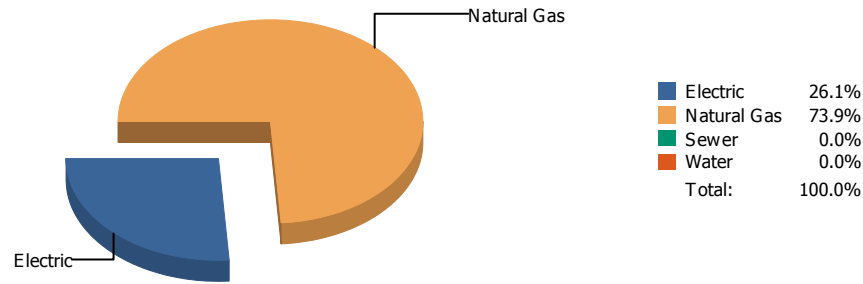


Cost

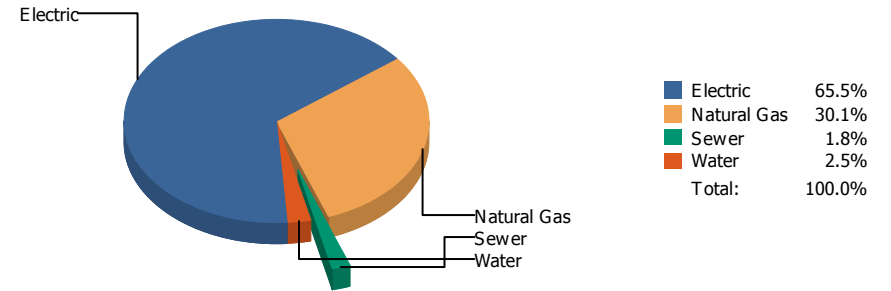


Commodity	Common Use	Energy Use	Energy Use / Area	Total Cost	Cost / Unit	Cost / Area
Place: [LIVE MAT] LIVE MATERIAL CENTER 929 [BUILDING]						
Area: 2,483 SqFt						
Billing Period: Jan 2019						
ELECTRIC	203.00 kWh	693 KBtu	0.279 KBtu/SqFt	\$61.09	\$0.301 /kWh	\$0.025 /SqFt
NATURALGAS	183.00 CCF	18,849 KBtu	7.591 KBtu/SqFt	\$362.80	\$1.983 /CCF	\$0.146 /SqFt
SEWER	1.00 CCF			\$32.19	\$32.190 /CCF	\$0.013 /SqFt
WATER	1.00 CCF			\$16.47	\$16.470 /CCF	\$0.007 /SqFt
Totals:		19,542 KBtu	7.870 KBtu/SqFt	\$472.55		

Energy

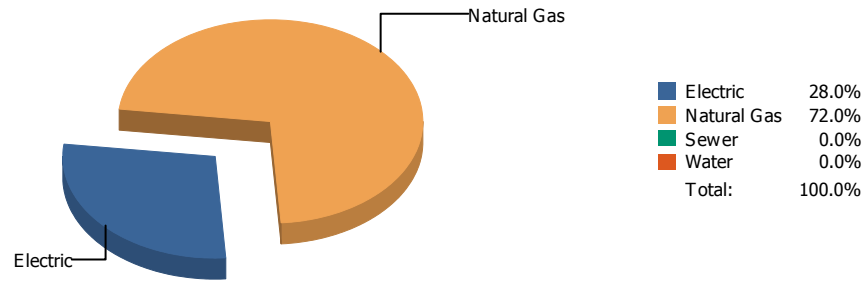


Cost

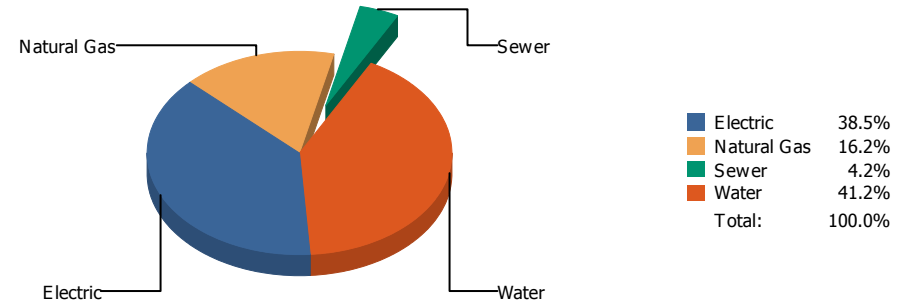


Commodity	Common Use	Energy Use	Energy Use / Area	Total Cost	Cost / Unit	Cost / Area
Place: [LOGAN] LOGAN 128 [BUILDING]						
Area: 72,248 SqFt						
Billing Period: Jan 2019						
ELECTRIC	32,800.00 kWh	111,914 KBtu	1.549 KBtu/SqFt	\$3,691.21	\$0.113 /kWh	\$0.051 /SqFt
NATURALGAS	3,075.00 CCF	316,725 KBtu	4.384 KBtu/SqFt	\$1,696.47	\$0.552 /CCF	\$0.023 /SqFt
SEWER	5.00 CCF			\$102.82	\$20.564 /CCF	\$0.001 /SqFt
WATER	16.00 CCF			\$142.41	\$8.901 /CCF	\$0.002 /SqFt
Totals:		428,639 KBtu	5.933 KBtu/SqFt	\$5,632.91		

Energy

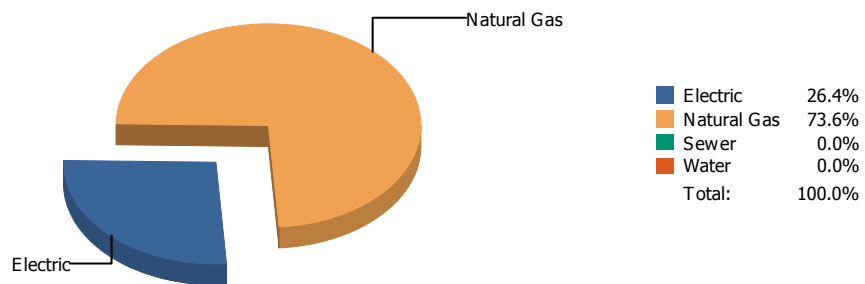


Cost

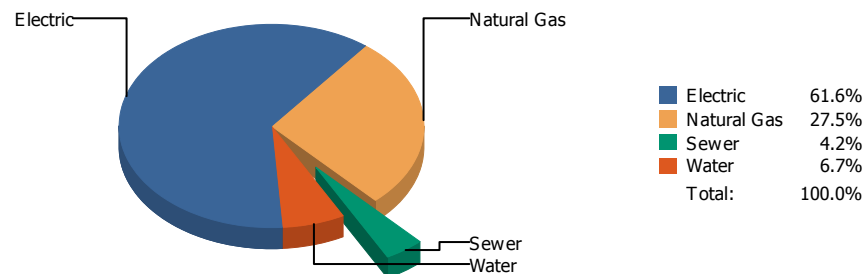


Commodity	Common Use	Energy Use	Energy Use / Area	Total Cost	Cost / Unit	Cost / Area
Place: [LUNDY_2] LUNDY 177 [BUILDING]						
Area: 112,731 SqFt						
Billing Period: Jan 2019						
ELECTRIC	44,600.00 kWh	152,175 KBtu	1.350 KBtu/SqFt	\$5,253.69	\$0.118 /kWh	\$0.047 /SqFt
NATURALGAS	3,793.00 CCF	390,679 KBtu	3.466 KBtu/SqFt	\$2,207.90	\$0.582 /CCF	\$0.020 /SqFt
SEWER	134.00 CCF			\$573.50	\$4.280 /CCF	\$0.005 /SqFt
WATER	1,059.00 CCF			\$5,620.98	\$5.308 /CCF	\$0.050 /SqFt
Totals:		542,854 KBtu	4.815 KBtu/SqFt	\$13,656.07		

Energy

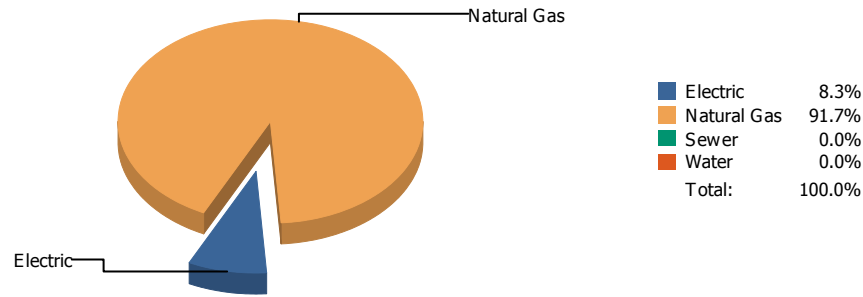


Cost

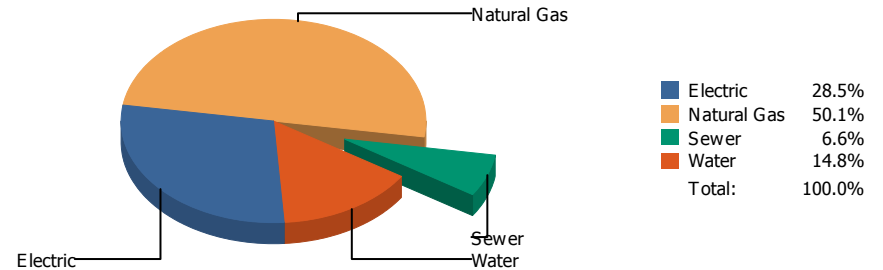


Commodity	Common Use	Energy Use	Energy Use / Area	Total Cost	Cost / Unit	Cost / Area
Place: [MAC] MACARTHUR 129 [BUILDING]						
Area: 143,341 SqFt						
Billing Period: Jan 2019						
ELECTRIC	58,160.00 kWh	198,442 KBtu	1.384 KBtu/SqFt	\$6,404.86	\$0.110 /kWh	\$0.045 /SqFt
NATURALGAS	5,358.00 CCF	551,874 KBtu	3.850 KBtu/SqFt	\$2,861.23	\$0.534 /CCF	\$0.020 /SqFt
SEWER	119.00 CCF			\$433.47	\$3.643 /CCF	\$0.003 /SqFt
WATER	144.00 CCF			\$698.61	\$4.851 /CCF	\$0.005 /SqFt
Totals:		750,316 KBtu	5.234 KBtu/SqFt	\$10,398.17		

Energy

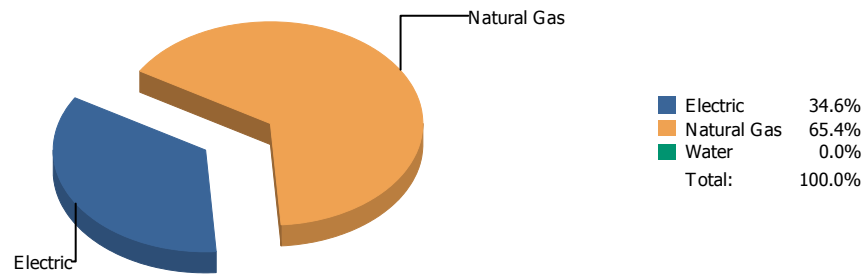


Cost

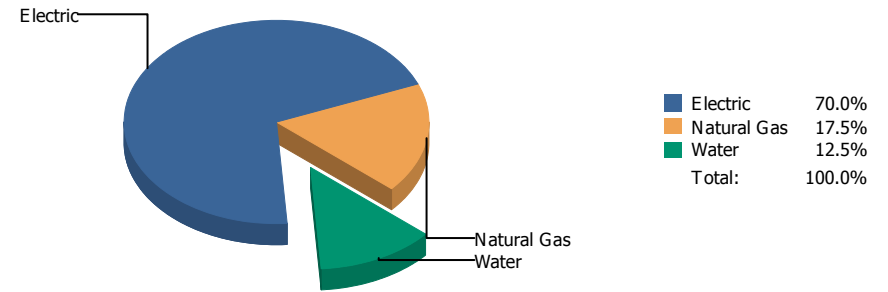


Commodity	Common Use	Energy Use	Energy Use / Area	Total Cost	Cost / Unit	Cost / Area
Place: [MAGOFFIN] MAGOFFIN 047 [BUILDING]						
Area: 76,378 SqFt						
Billing Period: Jan 2019						
ELECTRIC	15,275.00 kWh	52,118 KBtu	0.682 KBtu/SqFt	\$1,692.45	\$0.111 /kWh	\$0.022 /SqFt
NATURALGAS	5,610.00 CCF	577,830 KBtu	7.565 KBtu/SqFt	\$2,976.52	\$0.531 /CCF	\$0.039 /SqFt
SEWER	38.00 CCF			\$390.14	\$10.267 /CCF	\$0.005 /SqFt
WATER	84.00 CCF			\$876.92	\$10.440 /CCF	\$0.011 /SqFt
Totals:		629,948 KBtu	8.248 KBtu/SqFt	\$5,936.03		

Energy

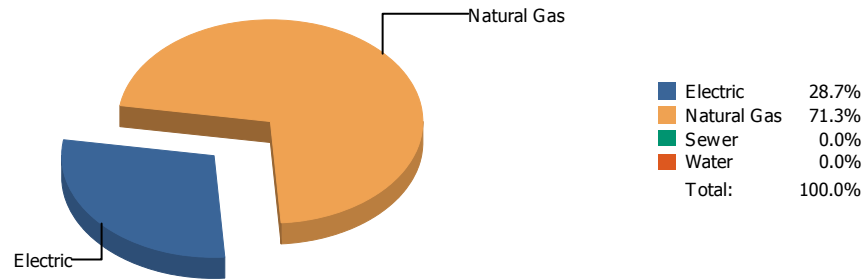


Cost

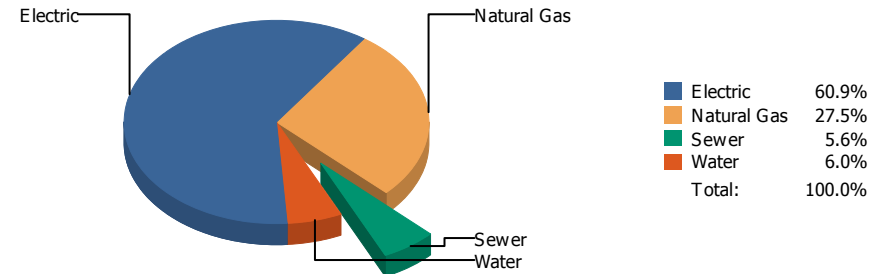


Commodity	Common Use	Energy Use	Energy Use / Area	Total Cost	Cost / Unit	Cost / Area
Place: [MAGOFFINNEWMIDDLESCHOOL] MAGOFFIN NEW MIDDLE SCHOOL [BUILDING]						
Area: 116,136 SqFt						
Billing Period: Jan 2019						
ELECTRIC	58,000.00 kWh	197,896 KBtu	1.704 KBtu/SqFt	\$7,923.13	\$0.137 /kWh	\$0.068 /SqFt
NATURALGAS	3,631.00 CCF	373,993 KBtu	3.220 KBtu/SqFt	\$1,977.20	\$0.545 /CCF	\$0.017 /SqFt
WATER	206.00 CCF			\$1,419.47	\$6.891 /CCF	\$0.012 /SqFt
Totals:		571,889 KBtu	4.924 KBtu/SqFt	\$11,319.80		

Energy

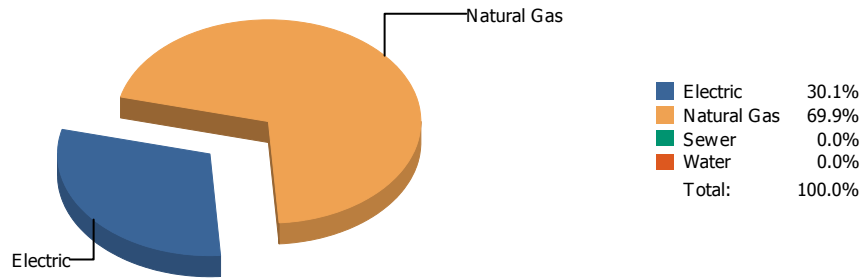


Cost

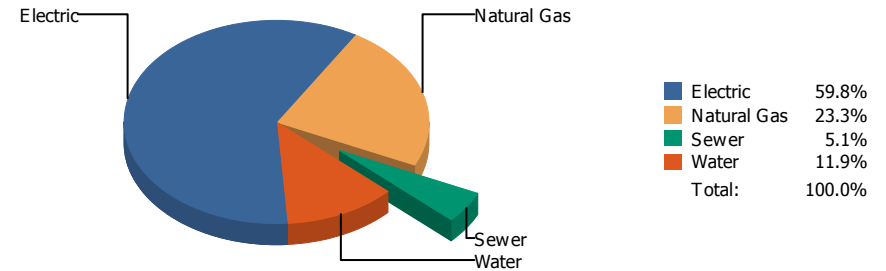


Commodity	Common Use	Energy Use	Energy Use / Area	Total Cost	Cost / Unit	Cost / Area
Place: [MAXINE] MAXINE SILVA HEALTH MAGNET 011 [BUILDING]						
Area: 80,909 SqFt						
Billing Period: Jan 2019						
ELECTRIC	44,100.00 kWh	150,469 KBtu	1.860 KBtu/SqFt	\$4,401.42	\$0.100 /kWh	\$0.054 /SqFt
NATURALGAS	3,628.00 CCF	373,684 KBtu	4.619 KBtu/SqFt	\$1,983.82	\$0.547 /CCF	\$0.025 /SqFt
SEWER	105.00 CCF			\$406.73	\$3.874 /CCF	\$0.005 /SqFt
WATER	85.00 CCF			\$431.32	\$5.074 /CCF	\$0.005 /SqFt
Totals:		524,153 KBtu	6.478 KBtu/SqFt	\$7,223.29		

Energy

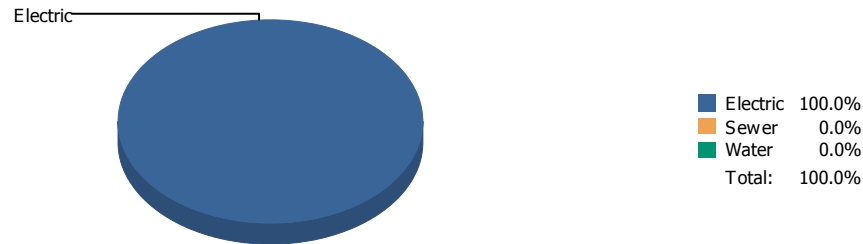


Cost

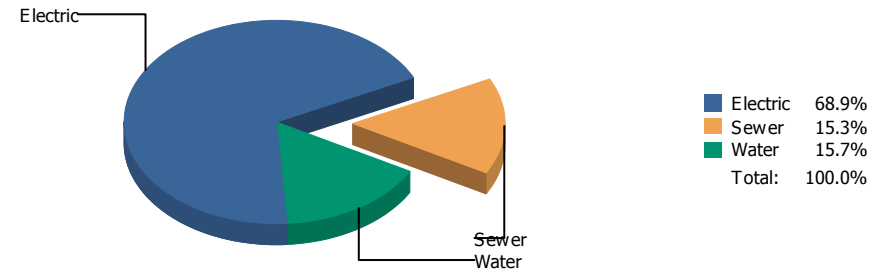


Commodity	Common Use	Energy Use	Energy Use / Area	Total Cost	Cost / Unit	Cost / Area
Place: [MESITA] MESITA 130 [BUILDING]						
Area: 100,583 SqFt						
Billing Period: Jan 2019						
ELECTRIC	53,640.00 kWh	183,020 KBtu	1.820 KBtu/SqFt	\$6,064.97	\$0.113 /kWh	\$0.060 /SqFt
NATURALGAS	4,129.00 CCF	425,287 KBtu	4.228 KBtu/SqFt	\$2,362.89	\$0.572 /CCF	\$0.023 /SqFt
SEWER	104.00 CCF			\$516.20	\$4.963 /CCF	\$0.005 /SqFt
WATER	171.00 CCF			\$1,205.97	\$7.052 /CCF	\$0.012 /SqFt
Totals:		608,307 KBtu	6.048 KBtu/SqFt	\$10,150.03		

Energy

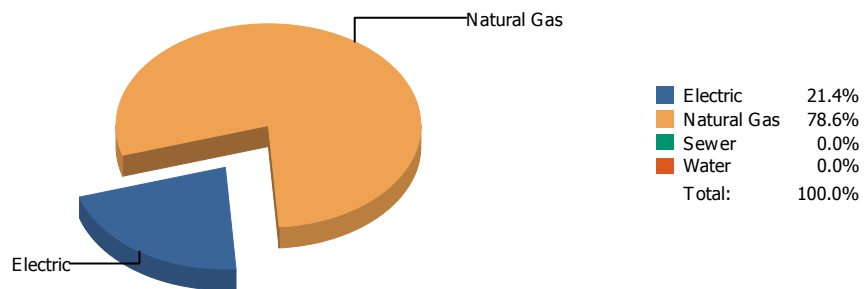


Cost

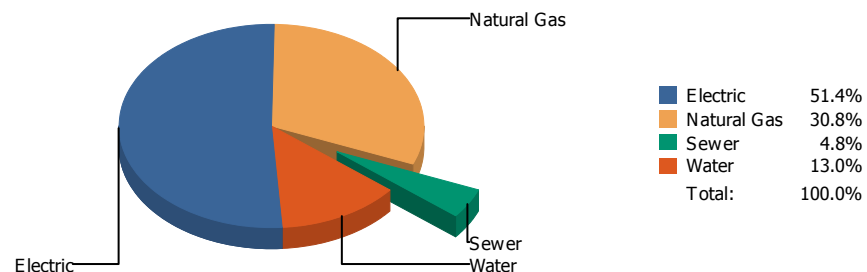


Commodity	Common Use	Energy Use	Energy Use / Area	Total Cost	Cost / Unit	Cost / Area
Place: [MILAM] MILAM 131 [BUILDING]						
Area: 63,641 SqFt						
Billing Period: Jan 2019						
ELECTRIC	12,840.00 kWh	43,810 KBtu	0.688 KBtu/SqFt	\$1,491.64	\$0.116 /kWh	\$0.023 /SqFt
SEWER	66.00 CCF			\$332.24	\$5.034 /CCF	\$0.005 /SqFt
WATER	58.00 CCF			\$340.58	\$5.872 /CCF	\$0.005 /SqFt
Totals:		43,810 KBtu	0.688 KBtu/SqFt	\$2,164.46		

Energy

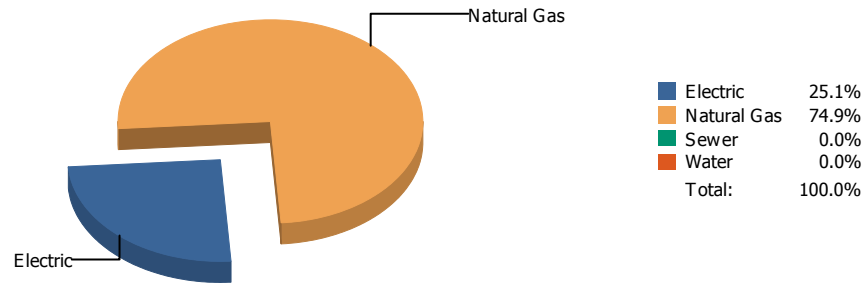


Cost

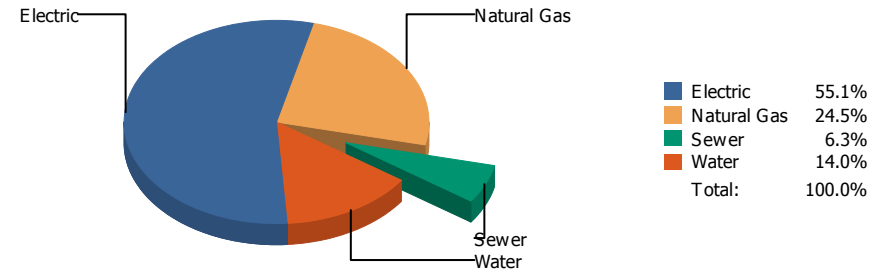


Commodity	Common Use	Energy Use	Energy Use / Area	Total Cost	Cost / Unit	Cost / Area
Place: [MOREHEAD] MOREHEAD 046 [BUILDING]						
Area: 119,353 SqFt						
Billing Period: Jan 2019						
ELECTRIC	59,258.00 kWh	202,188 KBtu	1.694 KBtu/SqFt	\$6,327.03	\$0.107 /kWh	\$0.053 /SqFt
NATURALGAS	7,224.00 CCF	744,072 KBtu	6.234 KBtu/SqFt	\$3,791.42	\$0.525 /CCF	\$0.032 /SqFt
SEWER	140.00 CCF			\$584.96	\$4.178 /CCF	\$0.005 /SqFt
WATER	481.00 CCF			\$1,603.53	\$3.334 /CCF	\$0.013 /SqFt
Totals:		946,260 KBtu	7.928 KBtu/SqFt	\$12,306.94		

Energy

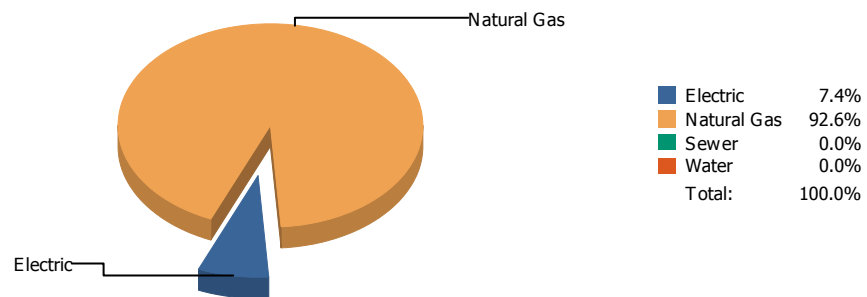


Cost

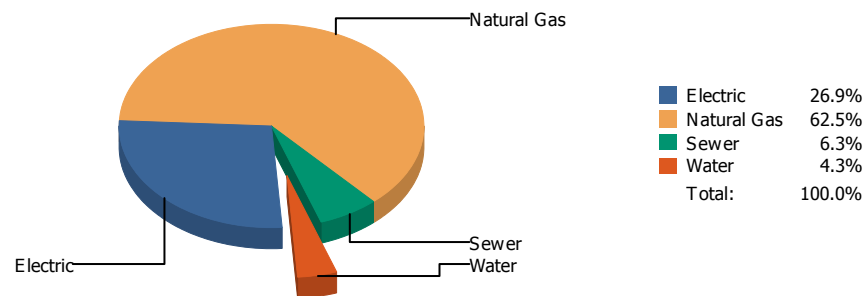


Commodity	Common Use	Energy Use	Energy Use / Area	Total Cost	Cost / Unit	Cost / Area
Place: [MOYE_2] HR MOYE [BUILDING]						
Area: 93,197 SqFt						
Billing Period: Jan 2019						
ELECTRIC	32,280.00 kWh	110,139 KBtu	1.182 KBtu/SqFt	\$3,951.39	\$0.122 /kWh	\$0.042 /SqFt
NATURALGAS	3,198.00 CCF	329,394 KBtu	3.534 KBtu/SqFt	\$1,758.59	\$0.550 /CCF	\$0.019 /SqFt
SEWER	71.00 CCF			\$453.17	\$6.383 /CCF	\$0.005 /SqFt
WATER	113.00 CCF			\$1,006.17	\$8.904 /CCF	\$0.011 /SqFt
Totals:		439,533 KBtu	4.716 KBtu/SqFt	\$7,169.32		

Energy

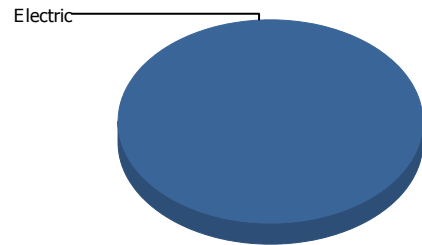


Cost



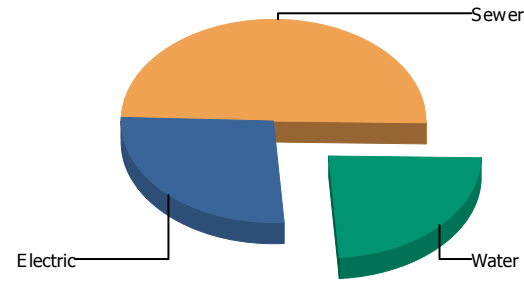
Commodity	Common Use	Energy Use	Energy Use / Area	Total Cost	Cost / Unit	Cost / Area
Place: [MULTI-MEDIA CENTER] MULTI-MEDIA CENTER [BUILDING]						
Area: 27,633 SqFt						
Billing Period: Jan 2019						
ELECTRIC	11,265.00 kWh	38,436 KBtu	1.391 KBtu/SqFt	\$1,080.45	\$0.096 /kWh	\$0.039 /SqFt
NATURALGAS	4,667.00 CCF	480,701 KBtu	17.396 KBtu/SqFt	\$2,510.77	\$0.538 /CCF	\$0.091 /SqFt
SEWER	84.00 CCF			\$253.71	\$3.020 /CCF	\$0.009 /SqFt
WATER	30.00 CCF			\$172.51	\$5.750 /CCF	\$0.006 /SqFt
Totals:		519,137 KBtu	18.787 KBtu/SqFt	\$4,017.44		

Energy



Electric 100.0%
 Sewer 0.0%
 Water 0.0%
 Total: 100.0%

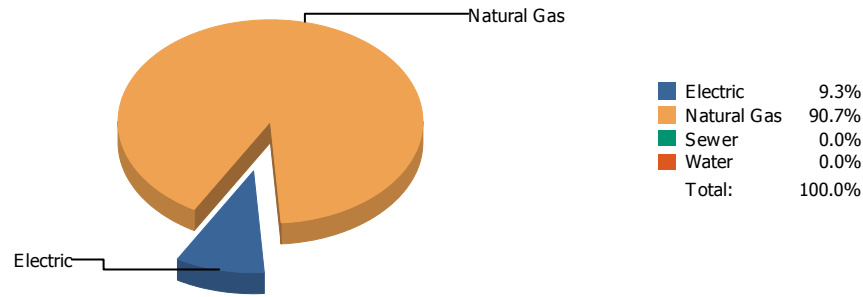
Cost



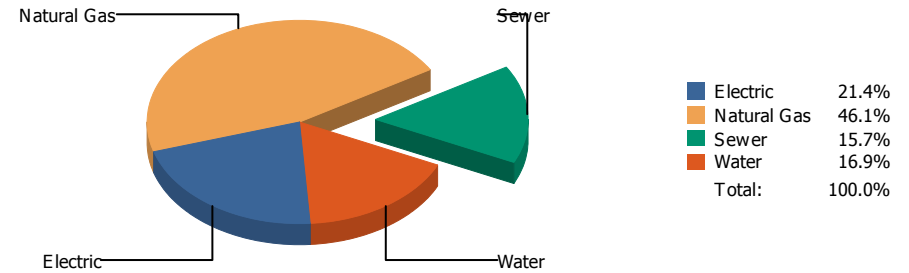
Electric 26.6%
 Sewer 49.8%
 Water 23.6%
 Total: 100.0%

Commodity	Common Use	Energy Use	Energy Use / Area	Total Cost	Cost / Unit	Cost / Area
Place: [NE AREA OFFICES] N.E. AREA OFFICES 882 [BUILDING]						
Area: 7,328 SqFt						
Billing Period: Jan 2019						
ELECTRIC	120.00 kWh	409 KBtu	0.056 KBtu/SqFt	\$32.31	\$0.269 /kWh	\$0.004 /SqFt
SEWER	0.00 CCF			\$60.56	\$0.000 /CCF	\$0.008 /SqFt
WATER	0.00 CCF			\$28.64	\$0.000 /CCF	\$0.004 /SqFt
Totals:		409 KBtu	0.056 KBtu/SqFt	\$121.51		

Energy

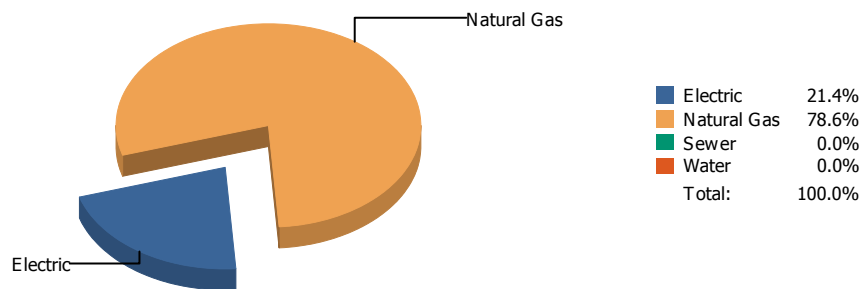


Cost

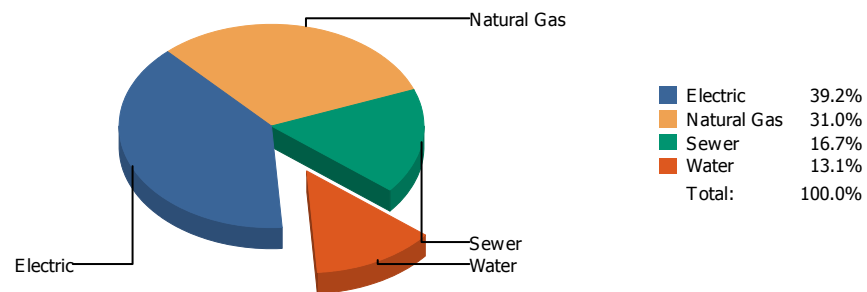


Commodity	Common Use	Energy Use	Energy Use / Area	Total Cost	Cost / Unit	Cost / Area
Place: [NE TRANSPORTATION] N.E. TRANSPORTATION 826 [BUILDING]						
Area: 5,995 SqFt						
Billing Period: Jan 2019						
ELECTRIC	6,168.00 kWh	21,045 KBtu	3.510 KBtu/SqFt	\$533.95	\$0.087 /kWh	\$0.089 /SqFt
NATURALGAS	1,988.00 CCF	204,764 KBtu	34.156 KBtu/SqFt	\$1,147.61	\$0.577 /CCF	\$0.191 /SqFt
SEWER	38.00 CCF			\$390.14	\$10.267 /CCF	\$0.065 /SqFt
WATER	40.00 CCF			\$420.12	\$10.503 /CCF	\$0.070 /SqFt
Totals:		225,809 KBtu	37.666 KBtu/SqFt	\$2,491.82		

Energy

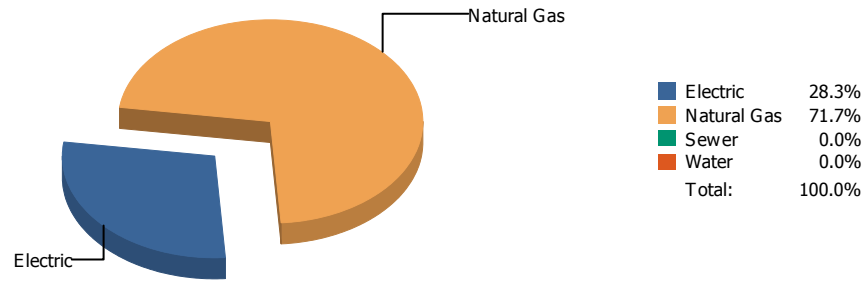


Cost

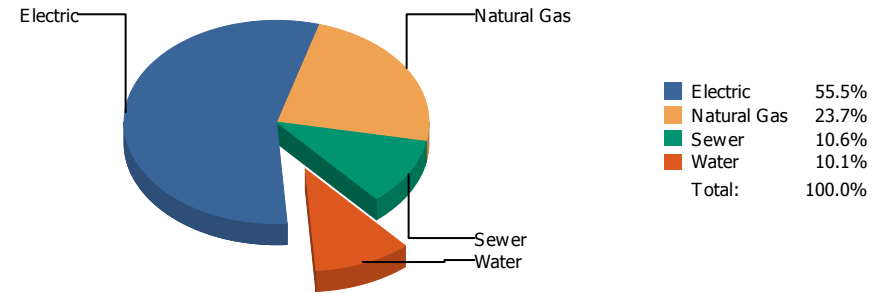


Commodity	Common Use	Energy Use	Energy Use / Area	Total Cost	Cost / Unit	Cost / Area
Place: [NEWMAN] NEWMAN ELEMENTARY 133 [BUILDING]						
Area: 73,291 SqFt						
Billing Period: Jan 2019						
ELECTRIC	20,539.00 kWh	70,079 KBtu	0.956 KBtu/SqFt	\$2,125.62	\$0.103 /kWh	\$0.029 /SqFt
NATURALGAS	2,493.00 CCF	256,779 KBtu	3.504 KBtu/SqFt	\$1,676.80	\$0.673 /CCF	\$0.023 /SqFt
SEWER	386.00 CCF			\$904.66	\$2.344 /CCF	\$0.012 /SqFt
WATER	241.00 CCF			\$710.69	\$2.949 /CCF	\$0.010 /SqFt
Totals:		326,858 KBtu	4.460 KBtu/SqFt	\$5,417.77		

Energy

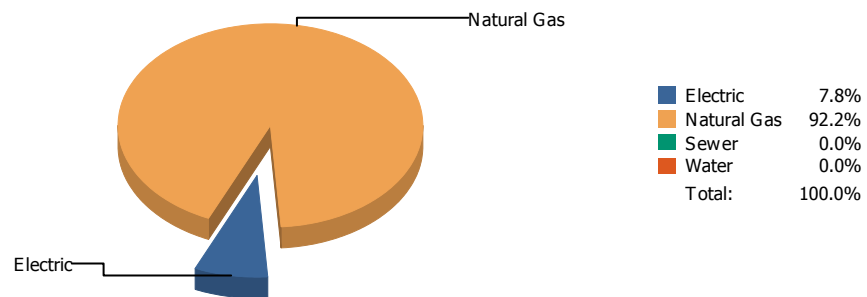


Cost

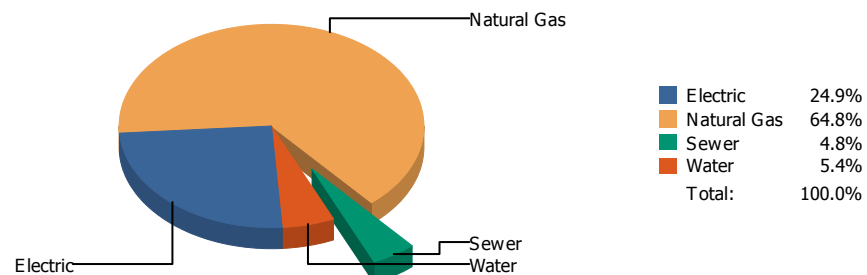


Commodity	Common Use	Energy Use	Energy Use / Area	Total Cost	Cost / Unit	Cost / Area
Place: [NIXON] L.A. NIXON 161 [BUILDING]						
Area: 76,873 SqFt						
Billing Period: Jan 2019						
ELECTRIC	36,800.00 kWh	125,562 KBtu	1.633 KBtu/SqFt	\$4,325.93	\$0.118 /kWh	\$0.056 /SqFt
NATURALGAS	3,086.00 CCF	317,858 KBtu	4.135 KBtu/SqFt	\$1,845.84	\$0.598 /CCF	\$0.024 /SqFt
SEWER	237.00 CCF			\$826.25	\$3.486 /CCF	\$0.011 /SqFt
WATER	208.00 CCF			\$790.24	\$3.799 /CCF	\$0.010 /SqFt
Totals:		443,420 KBtu	5.768 KBtu/SqFt	\$7,788.26		

Energy

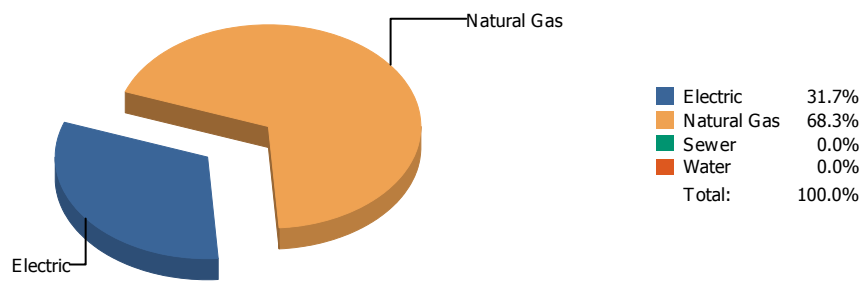


Cost

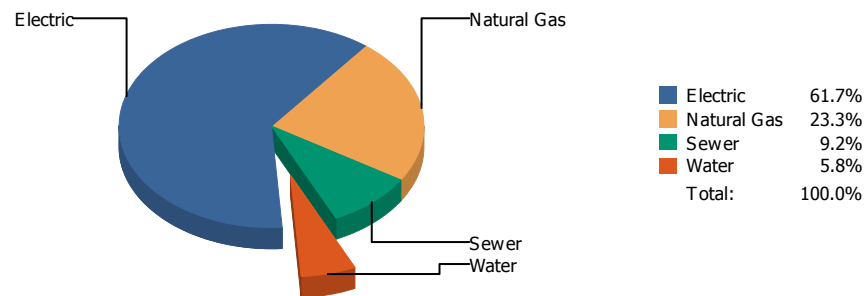


Commodity	Common Use	Energy Use	Energy Use / Area	Total Cost	Cost / Unit	Cost / Area
Place: [OCC. CTR] OCCUPATIONAL CTR. [BUILDING]						
Area: 11,845 SqFt						
Billing Period: Jan 2019						
ELECTRIC	5,100.00 kWh	17,401 KBtu	1.469 KBtu/SqFt	\$443.46	\$0.087 /kWh	\$0.037 /SqFt
NATURALGAS	1,989.00 CCF	204,867 KBtu	17.296 KBtu/SqFt	\$1,152.57	\$0.579 /CCF	\$0.097 /SqFt
SEWER	6.00 CCF			\$85.59	\$14.265 /CCF	\$0.007 /SqFt
WATER	6.00 CCF			\$96.33	\$16.055 /CCF	\$0.008 /SqFt
Totals:		222,268 KBtu	18.765 KBtu/SqFt	\$1,777.95		

Energy

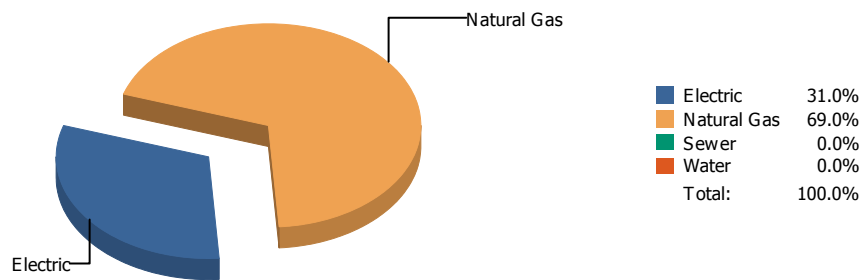


Cost

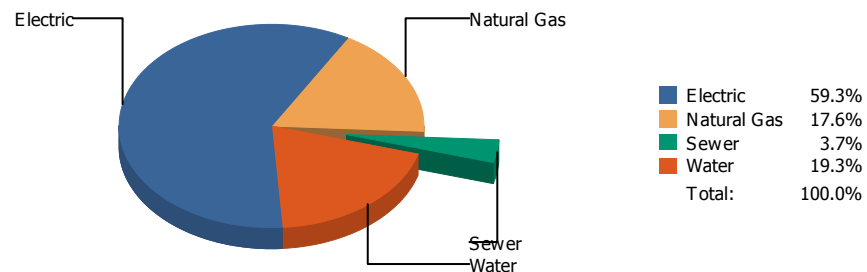


Commodity	Common Use	Energy Use	Energy Use / Area	Total Cost	Cost / Unit	Cost / Area
Place: [PARK] PARK 134 [BUILDING]						
Area: 63,609 SqFt						
Billing Period: Jan 2019						
ELECTRIC	32,711.00 kWh	111,610 KBtu	1.755 KBtu/SqFt	\$3,886.76	\$0.119 /kWh	\$0.061 /SqFt
NATURALGAS	2,340.00 CCF	241,020 KBtu	3.789 KBtu/SqFt	\$1,469.28	\$0.628 /CCF	\$0.023 /SqFt
SEWER	167.00 CCF			\$577.73	\$3.459 /CCF	\$0.009 /SqFt
WATER	115.00 CCF			\$365.61	\$3.179 /CCF	\$0.006 /SqFt
Totals:		352,630 KBtu	5.544 KBtu/SqFt	\$6,299.38		

Energy

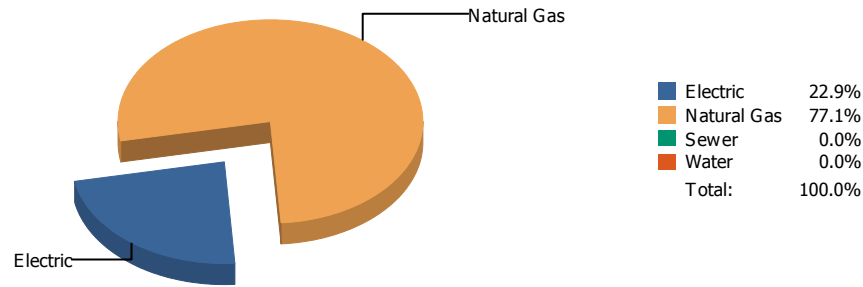


Cost

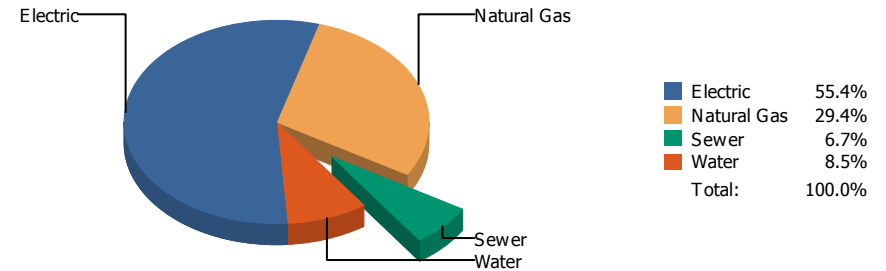


Commodity	Common Use	Energy Use	Energy Use / Area	Total Cost	Cost / Unit	Cost / Area
Place: [PAUL MORENO_1] PAUL MORENO 167 [BUILDING]						
Area: 87,824 SqFt						
Billing Period: Jan 2019						
ELECTRIC	29,000.00 kWh	98,948 KBtu	1.127 KBtu/SqFt	\$4,613.40	\$0.159 /kWh	\$0.053 /SqFt
NATURALGAS	2,139.00 CCF	220,317 KBtu	2.509 KBtu/SqFt	\$1,366.51	\$0.639 /CCF	\$0.015 /SqFt
SEWER	5.00 CCF			\$289.86	\$57.972 /CCF	\$0.003 /SqFt
WATER	192.00 CCF			\$1,503.99	\$7.833 /CCF	\$0.017 /SqFt
Totals:		319,265 KBtu	3.635 KBtu/SqFt	\$7,773.76		

Energy

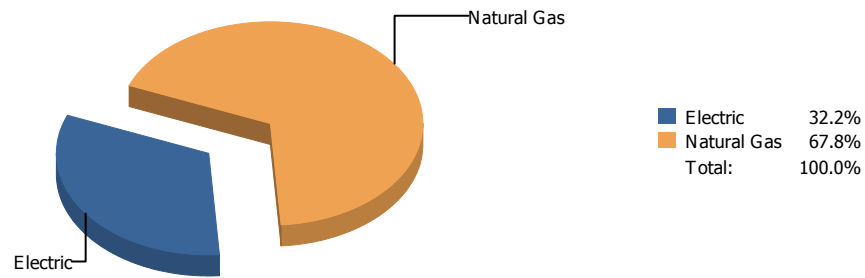


Cost

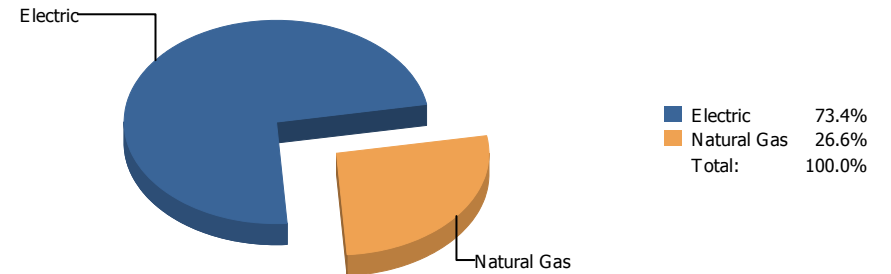


Commodity	Common Use	Energy Use	Energy Use / Area	Total Cost	Cost / Unit	Cost / Area
Place: [POLK] POLK 159 [BUILDING]						
Area: 67,321 SqFt						
Billing Period: Jan 2019						
ELECTRIC	37,600.00 kWh	128,291 KBtu	1.906 KBtu/SqFt	\$4,531.91	\$0.121 /kWh	\$0.067 /SqFt
NATURALGAS	4,184.00 CCF	430,952 KBtu	6.401 KBtu/SqFt	\$2,400.26	\$0.574 /CCF	\$0.036 /SqFt
SEWER	178.00 CCF			\$546.16	\$3.068 /CCF	\$0.008 /SqFt
WATER	224.00 CCF			\$697.48	\$3.114 /CCF	\$0.010 /SqFt
Totals:		559,243 KBtu	8.307 KBtu/SqFt	\$8,175.81		

Energy

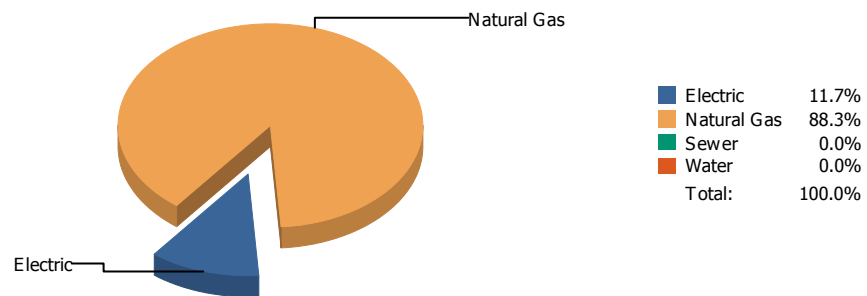


Cost

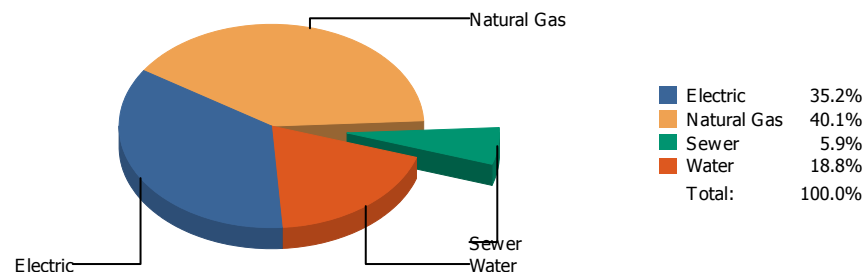


Commodity	Common Use	Energy Use	Energy Use / Area	Total Cost	Cost / Unit	Cost / Area
Place: [POWELL_2] POWELL		175 [BUILDING]				
Area: 79,770 SqFt						
Billing Period: Jan 2019						
ELECTRIC	33,600.00 kWh	114,643 KBtu	1.437 KBtu/SqFt	\$3,649.32	\$0.109 /kWh	\$0.046 /SqFt
NATURALGAS	2,339.00 CCF	240,917 KBtu	3.020 KBtu/SqFt	\$1,324.83	\$0.566 /CCF	\$0.017 /SqFt
Totals:		355,560 KBtu	4.457 KBtu/SqFt	\$4,974.15		

Energy

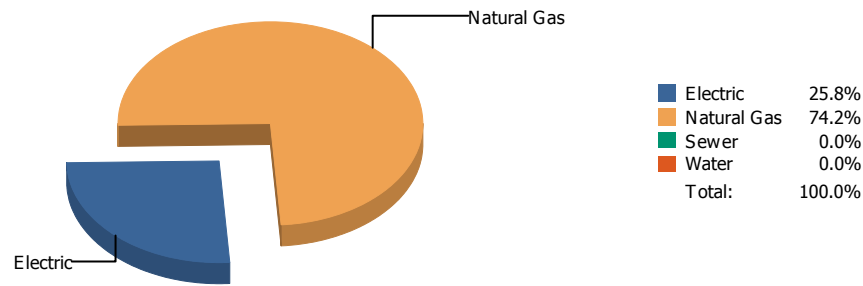


Cost

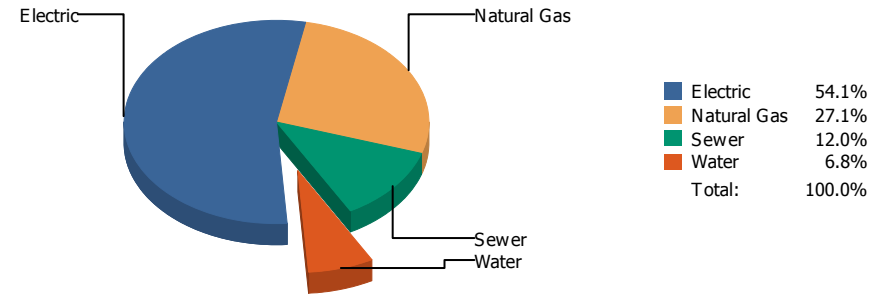


Commodity	Common Use	Energy Use	Energy Use / Area	Total Cost	Cost / Unit	Cost / Area
Place: [PROFESSIONAL DEV] EPISD PROF DEVELOPMENT CENTER931 [BUILDING]						
Area: 18,400 SqFt						
Billing Period: Jan 2019						
ELECTRIC	6,040.00 kWh	20,608 KBtu	1.120 KBtu/SqFt	\$797.79	\$0.132 /kWh	\$0.043 /SqFt
NATURALGAS	1,511.00 CCF	155,633 KBtu	8.458 KBtu/SqFt	\$910.11	\$0.602 /CCF	\$0.049 /SqFt
SEWER	31.00 CCF			\$133.34	\$4.301 /CCF	\$0.007 /SqFt
WATER	101.00 CCF			\$425.70	\$4.215 /CCF	\$0.023 /SqFt
Totals:		176,241 KBtu	9.578 KBtu/SqFt	\$2,266.94		

Energy

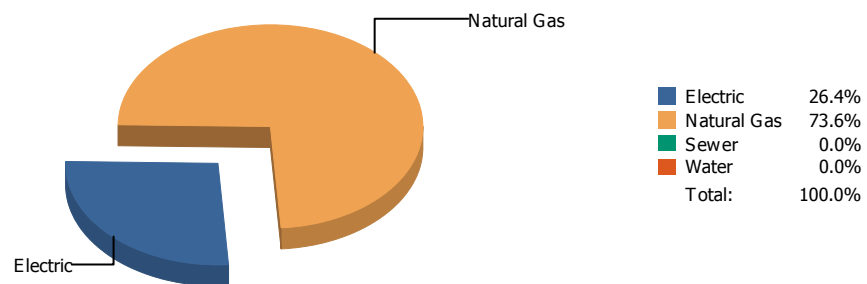


Cost

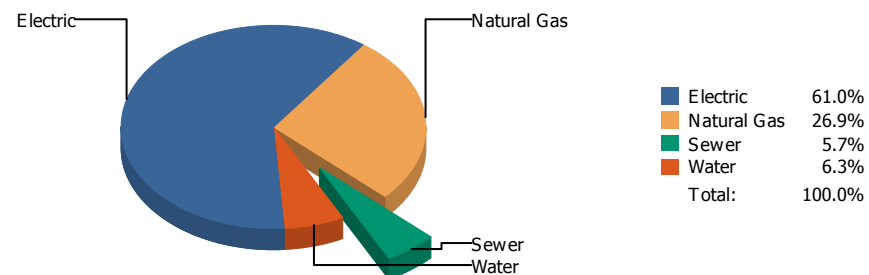


Commodity	Common Use	Energy Use	Energy Use / Area	Total Cost	Cost / Unit	Cost / Area
Place: [PUTNAM] PUTNAM 135 [BUILDING]						
Area: 61,978 SqFt						
Billing Period: Jan 2019						
ELECTRIC	29,739.00 kWh	101,469 KBtu	1.637 KBtu/SqFt	\$3,425.85	\$0.115 /kWh	\$0.055 /SqFt
NATURALGAS	2,840.00 CCF	292,520 KBtu	4.720 KBtu/SqFt	\$1,719.95	\$0.606 /CCF	\$0.028 /SqFt
SEWER	239.00 CCF			\$758.04	\$3.172 /CCF	\$0.012 /SqFt
WATER	140.00 CCF			\$434.04	\$3.100 /CCF	\$0.007 /SqFt
Totals:		393,989 KBtu	6.357 KBtu/SqFt	\$6,337.88		

Energy

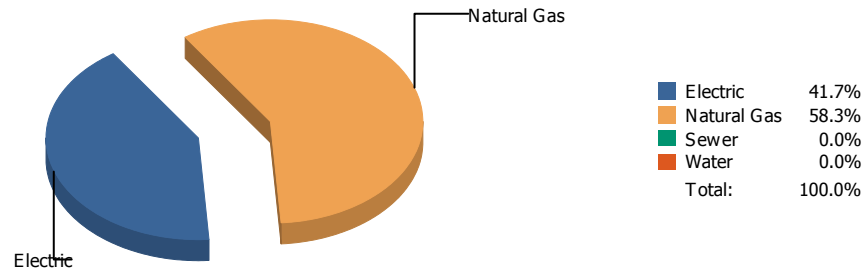


Cost

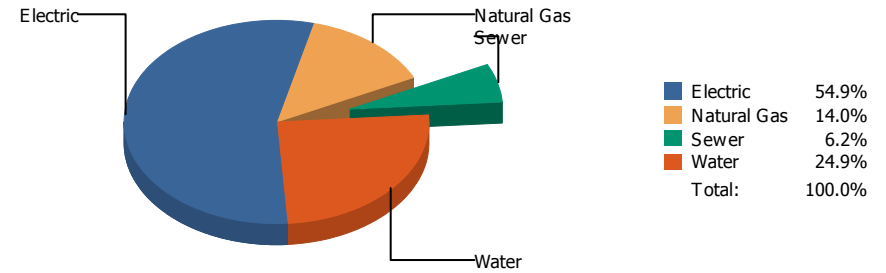


Commodity	Common Use	Energy Use	Energy Use / Area	Total Cost	Cost / Unit	Cost / Area
Place: [RICHARDS] RICHARDSON [BUILDING]						
Area: 115,872 SqFt						
Billing Period: Jan 2019						
ELECTRIC	60,900.00 kWh	207,791 KBtu	1.793 KBtu/SqFt	\$6,754.98	\$0.111 /kWh	\$0.058 /SqFt
NATURALGAS	5,621.00 CCF	578,963 KBtu	4.997 KBtu/SqFt	\$2,982.00	\$0.531 /CCF	\$0.026 /SqFt
SEWER	222.00 CCF			\$630.20	\$2.839 /CCF	\$0.005 /SqFt
WATER	174.00 CCF			\$701.38	\$4.031 /CCF	\$0.006 /SqFt
Totals:		786,754 KBtu	6.790 KBtu/SqFt	\$11,068.56		

Energy

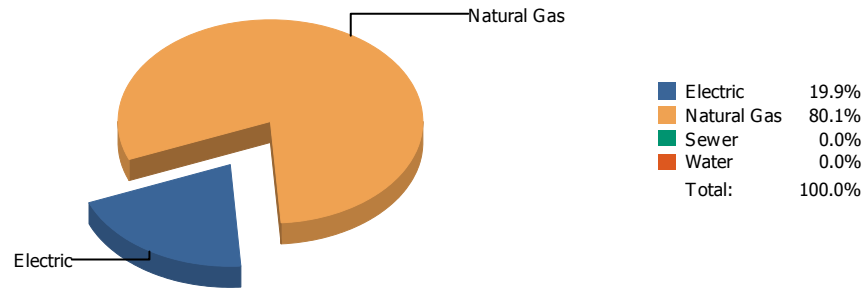


Cost

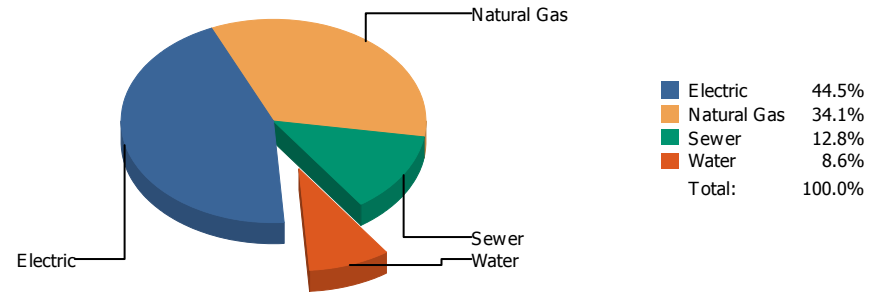


Commodity	Common Use	Energy Use	Energy Use / Area	Total Cost	Cost / Unit	Cost / Area
Place: [RIVERA] RIVERA 156 [BUILDING]						
Area: 77,562 SqFt						
Billing Period: Jan 2019						
ELECTRIC	41,599.00 kWh	141,936 KBtu	1.830 KBtu/SqFt	\$4,927.25	\$0.118 /kWh	\$0.064 /SqFt
NATURALGAS	1,929.00 CCF	198,687 KBtu	2.562 KBtu/SqFt	\$1,257.08	\$0.652 /CCF	\$0.016 /SqFt
SEWER	136.00 CCF			\$559.21	\$4.112 /CCF	\$0.007 /SqFt
WATER	400.00 CCF			\$2,234.19	\$5.585 /CCF	\$0.029 /SqFt
Totals:		340,623 KBtu	4.392 KBtu/SqFt	\$8,977.73		

Energy

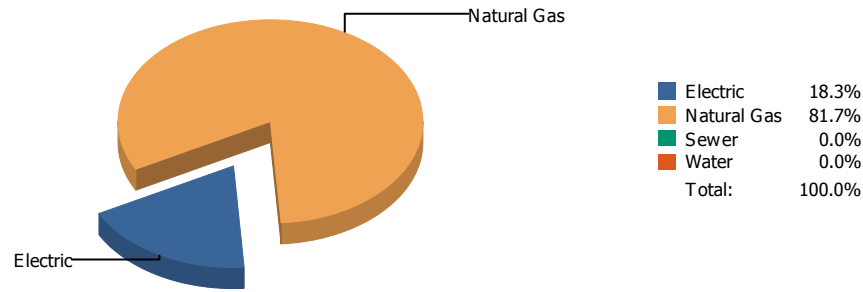


Cost

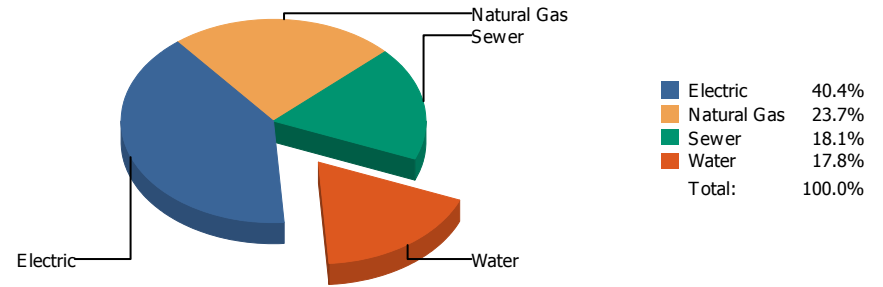


Commodity	Common Use	Energy Use	Energy Use / Area	Total Cost	Cost / Unit	Cost / Area
Place: [ROBERTS] ROBERTS 136 [BUILDING]						
Area: 81,457 SqFt						
Billing Period: Jan 2019						
ELECTRIC	42,840.00 kWh	146,170 KBtu	1.794 KBtu/SqFt	\$3,963.33	\$0.093 /kWh	\$0.049 /SqFt
NATURALGAS	5,715.00 CCF	588,645 KBtu	7.226 KBtu/SqFt	\$3,042.27	\$0.532 /CCF	\$0.037 /SqFt
SEWER	488.00 CCF			\$1,138.26	\$2.333 /CCF	\$0.014 /SqFt
WATER	230.00 CCF			\$769.60	\$3.346 /CCF	\$0.009 /SqFt
Totals:		734,815 KBtu	9.021 KBtu/SqFt	\$8,913.46		

Energy

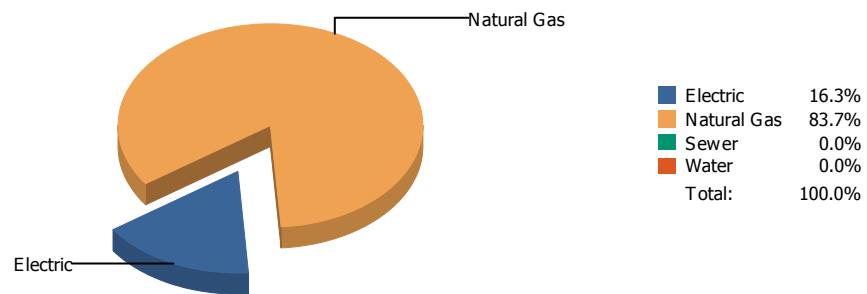


Cost

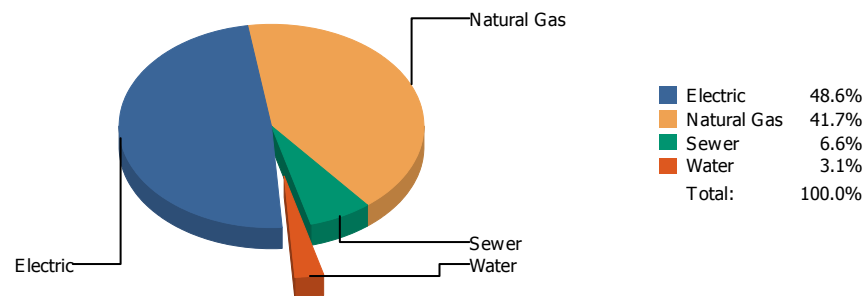


Commodity	Common Use	Energy Use	Energy Use / Area	Total Cost	Cost / Unit	Cost / Area
Place: [ROSS] ROSS 042 [BUILDING]						
Area: 131,497 SqFt						
Billing Period: Jan 2019						
ELECTRIC	34,459.00 kWh	117,574 KBtu	0.894 KBtu/SqFt	\$4,630.29	\$0.134 /kWh	\$0.035 /SqFt
NATURALGAS	5,087.00 CCF	523,961 KBtu	3.985 KBtu/SqFt	\$2,723.78	\$0.535 /CCF	\$0.021 /SqFt
SEWER	979.00 CCF			\$2,076.07	\$2.121 /CCF	\$0.016 /SqFt
WATER	850.00 CCF			\$2,043.38	\$2.404 /CCF	\$0.016 /SqFt
Totals:		641,535 KBtu	4.879 KBtu/SqFt	\$11,473.52		

Energy

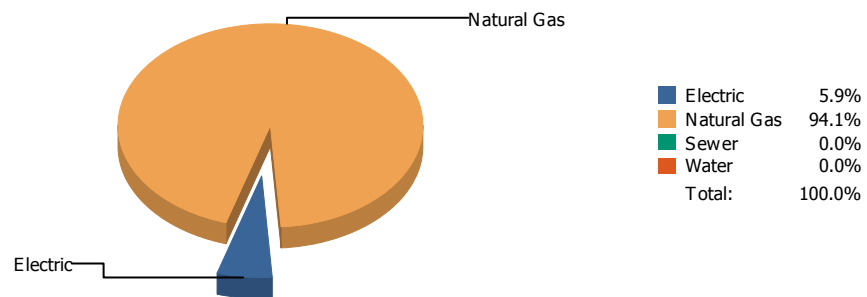


Cost

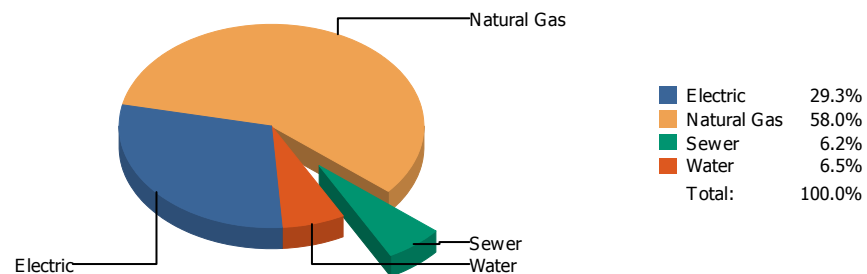


Commodity	Common Use	Energy Use	Energy Use / Area	Total Cost	Cost / Unit	Cost / Area
Place: [RUSK] RUSK 138 [BUILDING]						
Area: 67,240 SqFt						
Billing Period: Jan 2019						
ELECTRIC	18,569.00 kWh	63,357 KBtu	0.942 KBtu/SqFt	\$2,192.48	\$0.118 /kWh	\$0.033 /SqFt
NATURALGAS	3,161.00 CCF	325,583 KBtu	4.842 KBtu/SqFt	\$1,879.69	\$0.595 /CCF	\$0.028 /SqFt
SEWER	58.00 CCF			\$297.32	\$5.126 /CCF	\$0.004 /SqFt
WATER	4.00 CCF			\$139.66	\$34.915 /CCF	\$0.002 /SqFt
Totals:		388,940 KBtu	5.784 KBtu/SqFt	\$4,509.15		

Energy

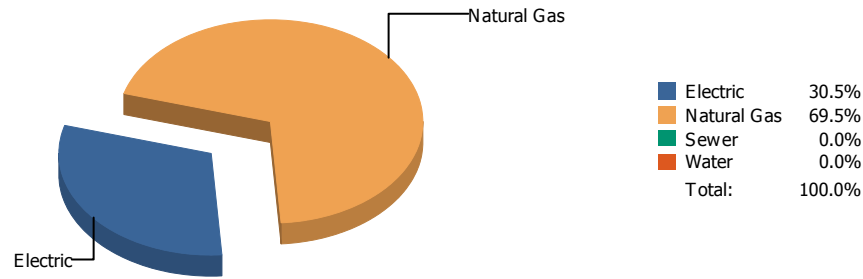


Cost

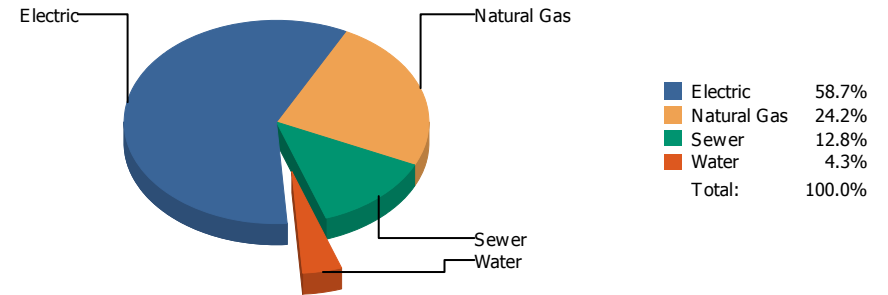


Commodity	Common Use	Energy Use	Energy Use / Area	Total Cost	Cost / Unit	Cost / Area
Place: [SAN JAC] SAN JACINTO 139 [BUILDING]						
Area: 29,589 SqFt						
Billing Period: Jan 2019						
ELECTRIC	3,600.00 kWh	12,283 KBtu	0.415 KBtu/SqFt	\$561.16	\$0.156 /kWh	\$0.019 /SqFt
NATURALGAS	1,903.00 CCF	196,009 KBtu	6.624 KBtu/SqFt	\$1,108.85	\$0.583 /CCF	\$0.037 /SqFt
SEWER	13.00 CCF			\$118.10	\$9.085 /CCF	\$0.004 /SqFt
WATER	8.00 CCF			\$125.21	\$15.651 /CCF	\$0.004 /SqFt
Totals:		208,292 KBtu	7.040 KBtu/SqFt	\$1,913.32		

Energy

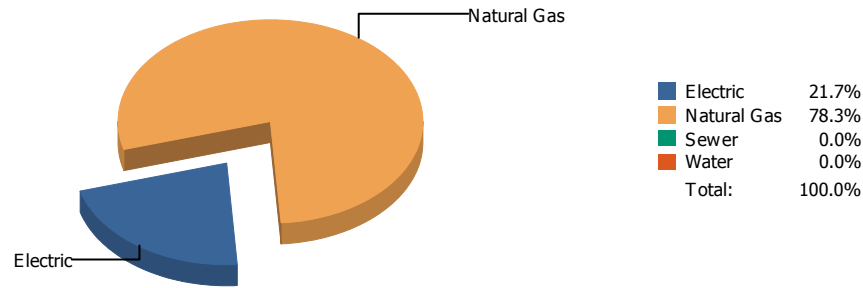


Cost

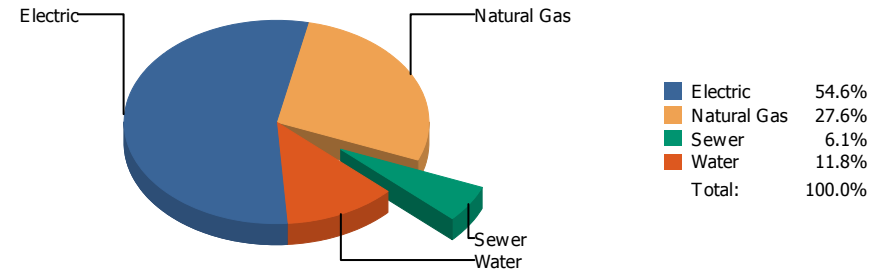


Commodity	Common Use	Energy Use	Energy Use / Area	Total Cost	Cost / Unit	Cost / Area
Place: [SCHUSTER] SCHUSTER 140 [BUILDING]						
Area: 34,371 SqFt						
Billing Period: Jan 2019						
ELECTRIC	20,042.00 kWh	68,383 KBtu	1.990 KBtu/SqFt	\$2,196.45	\$0.110 /kWh	\$0.064 /SqFt
NATURALGAS	1,510.00 CCF	155,530 KBtu	4.525 KBtu/SqFt	\$906.23	\$0.600 /CCF	\$0.026 /SqFt
SEWER	202.00 CCF			\$479.09	\$2.372 /CCF	\$0.014 /SqFt
WATER	24.00 CCF			\$159.61	\$6.650 /CCF	\$0.005 /SqFt
Totals:		223,913 KBtu	6.515 KBtu/SqFt	\$3,741.38		

Energy

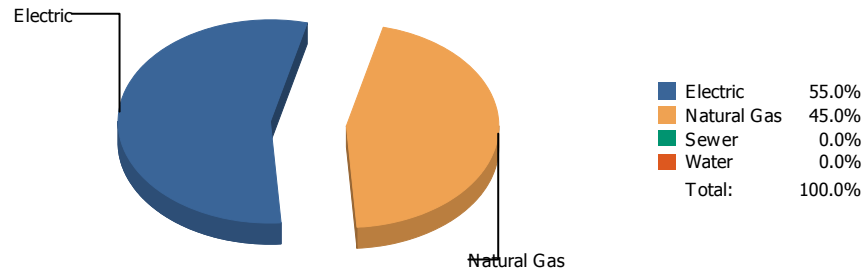


Cost

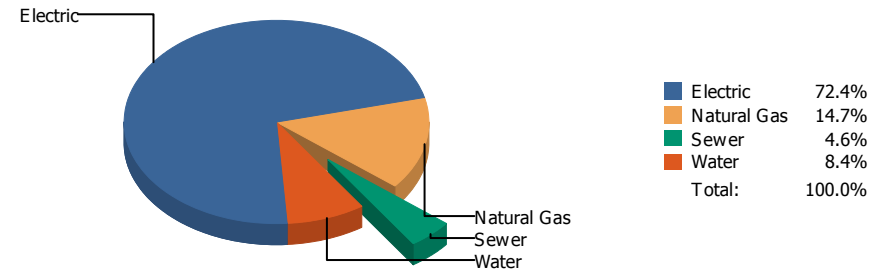


Commodity	Common Use	Energy Use	Energy Use / Area	Total Cost	Cost / Unit	Cost / Area
Place: [STANTON] STANTON 141 [BUILDING]						
Area: 75,957 SqFt						
Billing Period: Jan 2019						
ELECTRIC	17,408.00 kWh	59,396 KBtu	0.782 KBtu/SqFt	\$2,643.62	\$0.152 /kWh	\$0.035 /SqFt
NATURALGAS	2,081.00 CCF	214,343 KBtu	2.822 KBtu/SqFt	\$1,335.91	\$0.642 /CCF	\$0.018 /SqFt
SEWER	66.00 CCF			\$293.46	\$4.446 /CCF	\$0.004 /SqFt
WATER	140.00 CCF			\$573.03	\$4.093 /CCF	\$0.008 /SqFt
Totals:		273,739 KBtu	3.604 KBtu/SqFt	\$4,846.02		

Energy

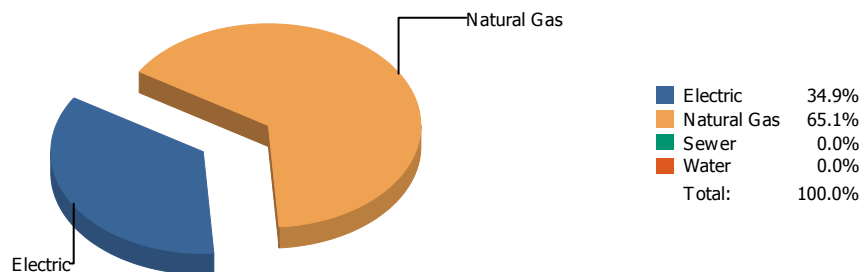


Cost

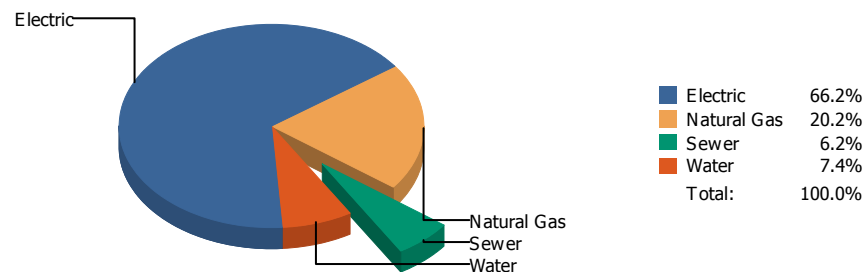


Commodity	Common Use	Energy Use	Energy Use / Area	Total Cost	Cost / Unit	Cost / Area
Place: [SUNSET HIGH_1] SUNSET HIGH SCHOOL [BUILDING]						
Area: 33,263 SqFt						
Billing Period: Jan 2019						
ELECTRIC	21,640.00 kWh	73,836 KBtu	2.220 KBtu/SqFt	\$2,170.64	\$0.100 /kWh	\$0.065 /SqFt
NATURALGAS	587.00 CCF	60,461 KBtu	1.818 KBtu/SqFt	\$439.97	\$0.750 /CCF	\$0.013 /SqFt
SEWER	23.00 CCF			\$137.20	\$5.965 /CCF	\$0.004 /SqFt
WATER	67.00 CCF			\$252.06	\$3.762 /CCF	\$0.008 /SqFt
Totals:		134,297 KBtu	4.037 KBtu/SqFt	\$2,999.87		

Energy

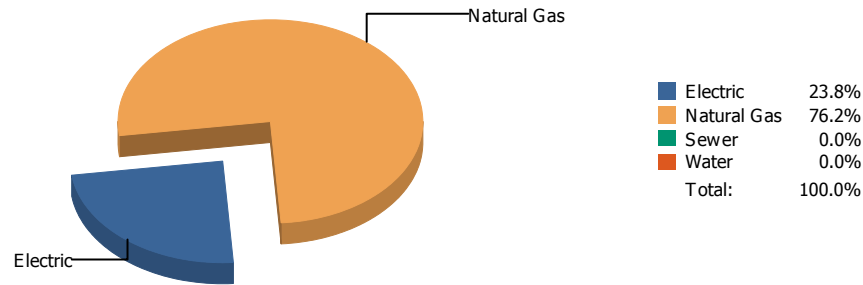


Cost

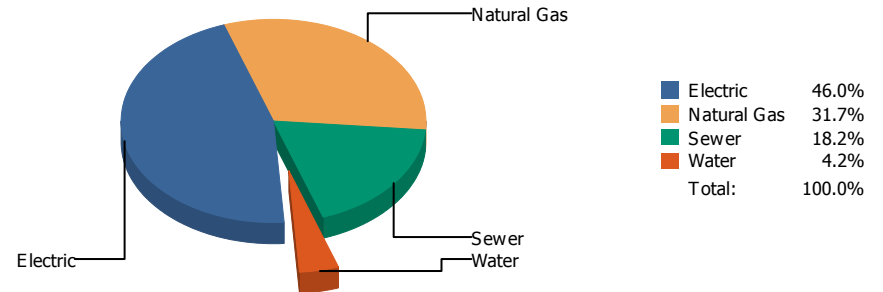


Commodity	Common Use	Energy Use	Energy Use / Area	Total Cost	Cost / Unit	Cost / Area
Place: [TELLES] R. TELLES ACADEMY 027 [BUILDING]						
Area: 38,000 SqFt						
Billing Period: Jan 2019						
ELECTRIC	25,200.00 kWh	85,982 KBtu	2.263 KBtu/SqFt	\$3,056.76	\$0.121 /kWh	\$0.080 /SqFt
NATURALGAS	1,555.00 CCF	160,165 KBtu	4.215 KBtu/SqFt	\$932.46	\$0.600 /CCF	\$0.025 /SqFt
SEWER	42.00 CCF			\$286.40	\$6.819 /CCF	\$0.008 /SqFt
WATER	43.00 CCF			\$341.02	\$7.931 /CCF	\$0.009 /SqFt
Totals:		246,147 KBtu	6.478 KBtu/SqFt	\$4,616.64		

Energy

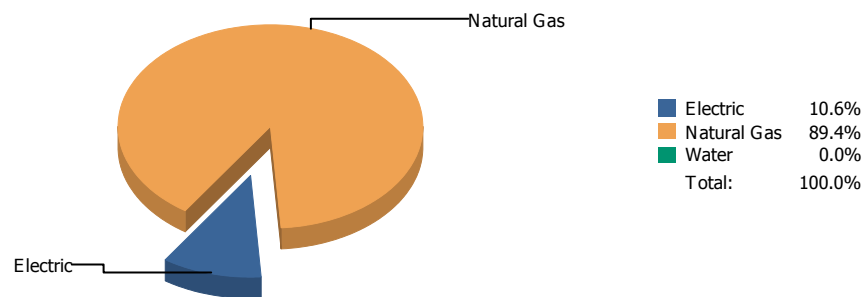


Cost

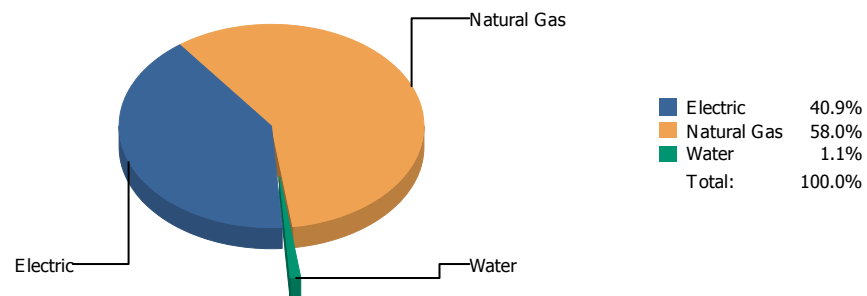


Commodity	Common Use	Energy Use	Energy Use / Area	Total Cost	Cost / Unit	Cost / Area
Place: [TENNISCENTER_2] TENNIS CENTER 000 [BUILDING]						
Area: 3,867 SqFt						
Billing Period: Jan 2019						
ELECTRIC	706.00 kWh	2,409 KBtu	0.623 KBtu/SqFt	\$250.51	\$0.355 /kWh	\$0.064 /SqFt
NATURALGAS	75.00 CCF	7,725 KBtu	1.998 KBtu/SqFt	\$172.53	\$2.300 /CCF	\$0.045 /SqFt
SEWER	3.00 CCF			\$99.00	\$33.000 /CCF	\$0.026 /SqFt
WATER	0.00 CCF			\$23.05	\$0.000 /CCF	\$0.006 /SqFt
Totals:		10,134 KBtu	2.621 KBtu/SqFt	\$545.09		

Energy

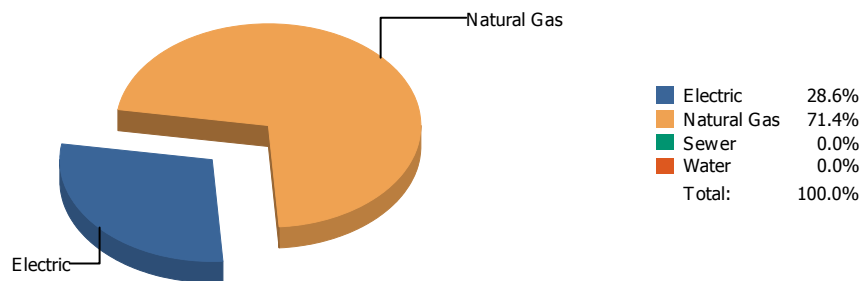


Cost

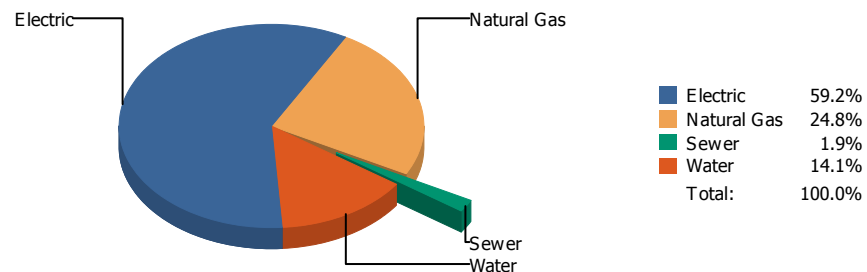


Commodity	Common Use	Energy Use	Energy Use / Area	Total Cost	Cost / Unit	Cost / Area
Place: [TERRACE] TERRACE HILLS 048 [BUILDING]						
Area: 138,021 SqFt						
Billing Period: Jan 2019						
ELECTRIC	17,700.00 kWh	60,392 KBtu	0.438 KBtu/SqFt	\$1,953.24	\$0.110 /kWh	\$0.014 /SqFt
NATURALGAS	4,923.00 CCF	507,069 KBtu	3.674 KBtu/SqFt	\$2,773.76	\$0.563 /CCF	\$0.020 /SqFt
WATER	0.00 CCF			\$54.48	\$0.000 /CCF	\$0.000 /SqFt
Totals:		567,461 KBtu	4.111 KBtu/SqFt	\$4,781.48		

Energy

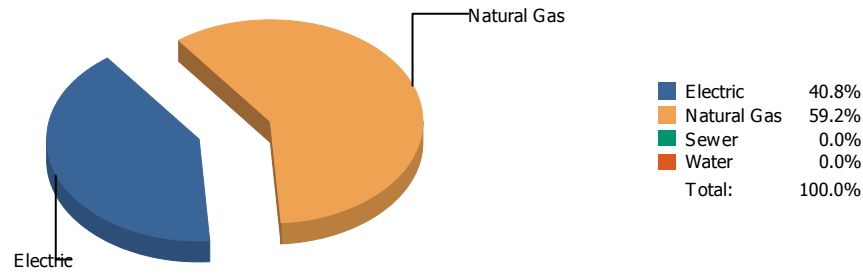


Cost

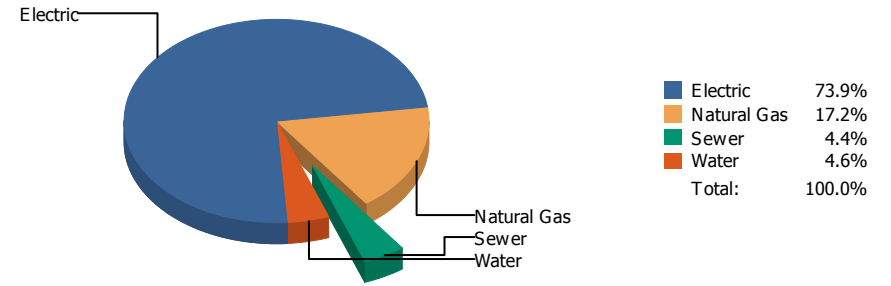


Commodity	Common Use	Energy Use	Energy Use / Area	Total Cost	Cost / Unit	Cost / Area
Place: [TIPPENELEMENTARY] TIPPIN ELEMENTARY 168 [BUILDING]						
Area: 88,360 SqFt						
Billing Period: Jan 2019						
ELECTRIC	62,040.00 kWh	211,680 KBtu	2.396 KBtu/SqFt	\$6,547.12	\$0.106 /kWh	\$0.074 /SqFt
NATURALGAS	5,126.00 CCF	527,978 KBtu	5.975 KBtu/SqFt	\$2,743.52	\$0.535 /CCF	\$0.031 /SqFt
SEWER	0.00 CCF			\$206.18	\$0.000 /CCF	\$0.002 /SqFt
WATER	255.00 CCF			\$1,564.94	\$6.137 /CCF	\$0.018 /SqFt
Totals:		739,658 KBtu	8.371 KBtu/SqFt	\$11,061.76		

Energy

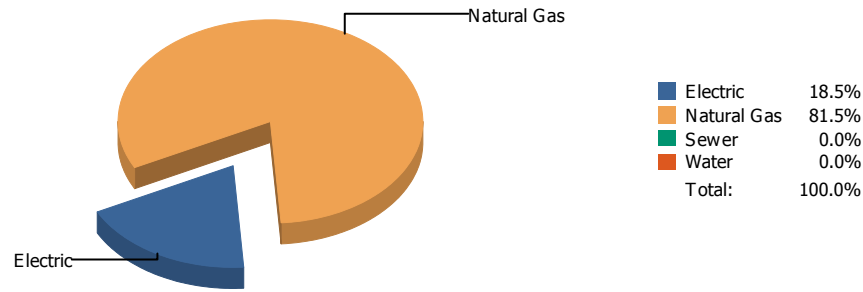


Cost

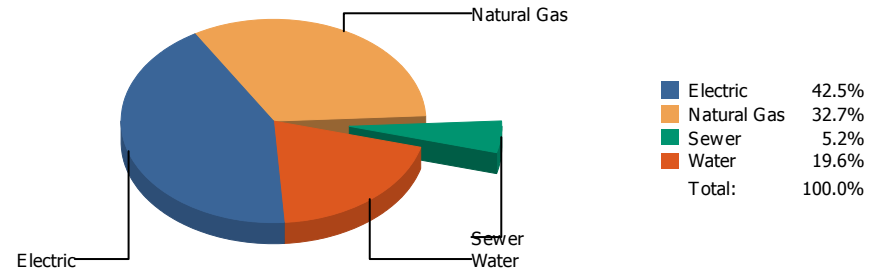


Commodity	Common Use	Energy Use	Energy Use / Area	Total Cost	Cost / Unit	Cost / Area
Place: [TOMLEA_2] TOM LEA 178 [BUILDING]						
Area: 88,828 SqFt						
Billing Period: Jan 2019						
ELECTRIC	58,800.00 kWh	200,626 KBtu	2.259 KBtu/SqFt	\$6,744.65	\$0.115 /kWh	\$0.076 /SqFt
NATURALGAS	2,822.00 CCF	290,666 KBtu	3.272 KBtu/SqFt	\$1,568.70	\$0.556 /CCF	\$0.018 /SqFt
SEWER	102.00 CCF			\$401.00	\$3.931 /CCF	\$0.005 /SqFt
WATER	67.00 CCF			\$415.67	\$6.204 /CCF	\$0.005 /SqFt
Totals:		491,292 KBtu	5.531 KBtu/SqFt	\$9,130.02		

Energy

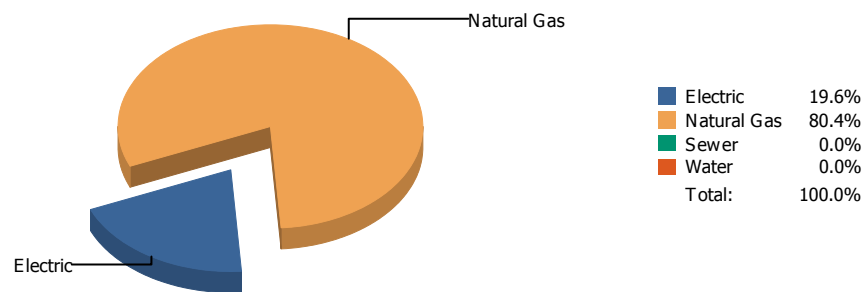


Cost

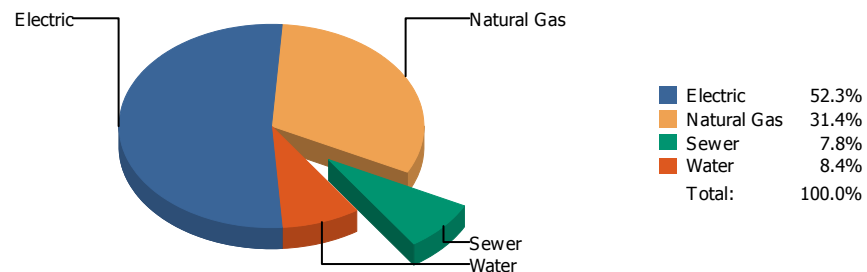


Commodity	Common Use	Energy Use	Energy Use / Area	Total Cost	Cost / Unit	Cost / Area
Place: [TRAVIS] TRAVIS 143 [BUILDING]						
Area: 78,925 SqFt						
Billing Period: Jan 2019						
ELECTRIC	21,120.00 kWh	72,061 KBtu	0.913 KBtu/SqFt	\$2,530.20	\$0.120 /kWh	\$0.032 /SqFt
NATURALGAS	3,074.00 CCF	316,622 KBtu	4.012 KBtu/SqFt	\$1,943.99	\$0.632 /CCF	\$0.025 /SqFt
SEWER	73.00 CCF			\$306.83	\$4.203 /CCF	\$0.004 /SqFt
WATER	195.00 CCF			\$1,169.02	\$5.995 /CCF	\$0.015 /SqFt
Totals:		388,683 KBtu	4.925 KBtu/SqFt	\$5,950.04		

Energy

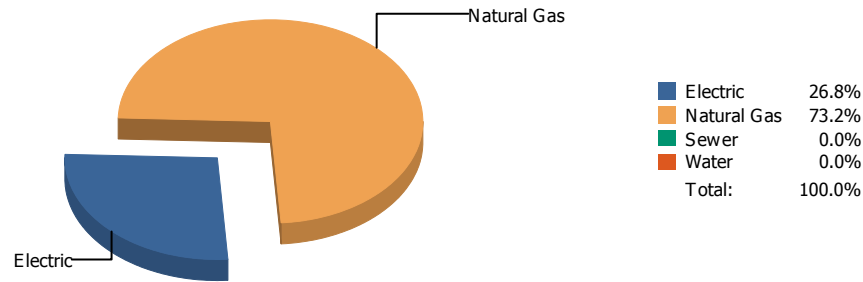


Cost

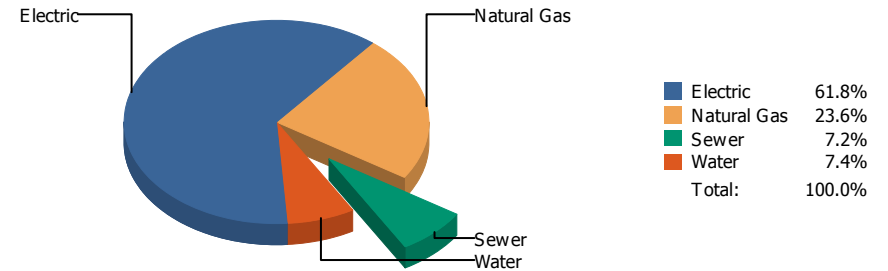


Commodity	Common Use	Energy Use	Energy Use / Area	Total Cost	Cost / Unit	Cost / Area
Place: [VILAS] VILAS 144 [BUILDING]						
Area: 66,992 SqFt						
Billing Period: Jan 2019						
ELECTRIC	23,372.00 kWh	79,745 KBtu	1.190 KBtu/SqFt	\$3,385.04	\$0.145 /kWh	\$0.050 /SqFt
NATURALGAS	3,171.00 CCF	326,613 KBtu	4.875 KBtu/SqFt	\$2,030.62	\$0.640 /CCF	\$0.030 /SqFt
SEWER	70.00 CCF			\$506.78	\$7.240 /CCF	\$0.007 /SqFt
WATER	53.00 CCF			\$545.99	\$10.302 /CCF	\$0.008 /SqFt
Totals:		406,358 KBtu	6.066 KBtu/SqFt	\$6,468.43		

Energy

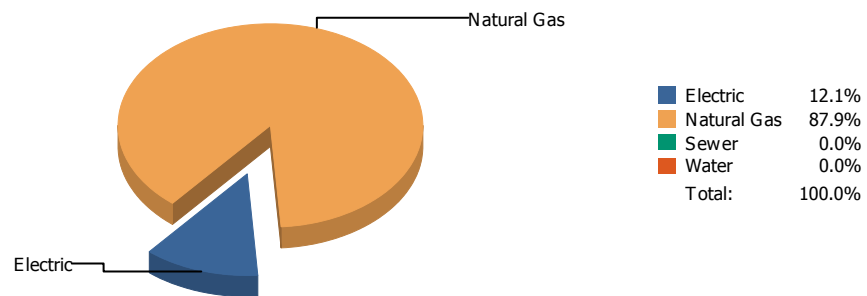


Cost

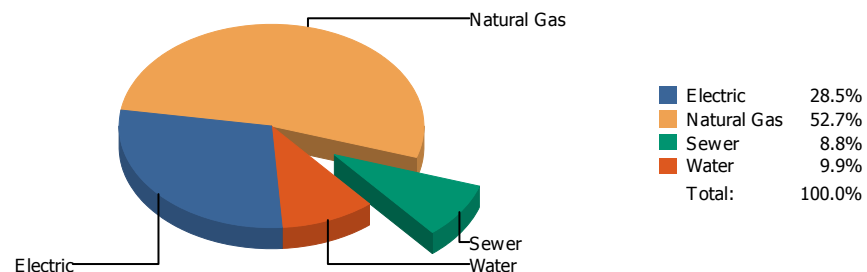


Commodity	Common Use	Energy Use	Energy Use / Area	Total Cost	Cost / Unit	Cost / Area
Place: [W HILLS] WESTERN HILLS 146 [BUILDING]						
Area: 77,753 SqFt						
Billing Period: Jan 2019						
ELECTRIC	27,840.00 kWh	94,990 KBtu	1.222 KBtu/SqFt	\$3,711.58	\$0.133 /kWh	\$0.048 /SqFt
NATURALGAS	2,519.00 CCF	259,457 KBtu	3.337 KBtu/SqFt	\$1,415.73	\$0.562 /CCF	\$0.018 /SqFt
SEWER	61.00 CCF			\$434.07	\$7.116 /CCF	\$0.006 /SqFt
WATER	39.00 CCF			\$441.54	\$11.322 /CCF	\$0.006 /SqFt
Totals:		354,447 KBtu	4.559 KBtu/SqFt	\$6,002.92		

Energy



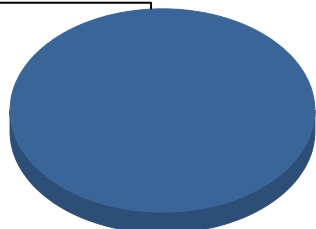
Cost



Commodity	Common Use	Energy Use	Energy Use / Area	Total Cost	Cost / Unit	Cost / Area
Place: [WAINWRIG] WAINWRIGHT 145 [BUILDING]						
Area: 38,227 SqFt						
Billing Period: Jan 2019						
ELECTRIC	11,576.00 kWh	39,497 KBtu	1.033 KBtu/SqFt	\$916.33	\$0.079 /kWh	\$0.024 /SqFt
NATURALGAS	2,789.00 CCF	287,267 KBtu	7.515 KBtu/SqFt	\$1,694.37	\$0.608 /CCF	\$0.044 /SqFt
SEWER	51.00 CCF			\$283.95	\$5.568 /CCF	\$0.007 /SqFt
WATER	48.00 CCF			\$319.22	\$6.650 /CCF	\$0.008 /SqFt
Totals:		326,764 KBtu	8.548 KBtu/SqFt	\$3,213.87		

Energy

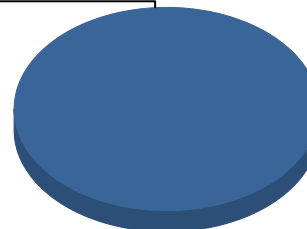
Electric



■ Electric 100.0%
Total: 100.0%

Cost

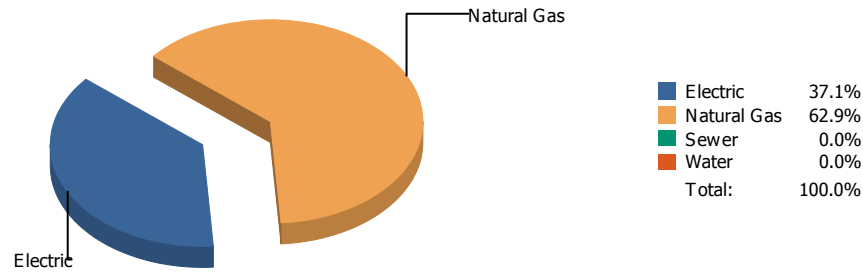
Electric



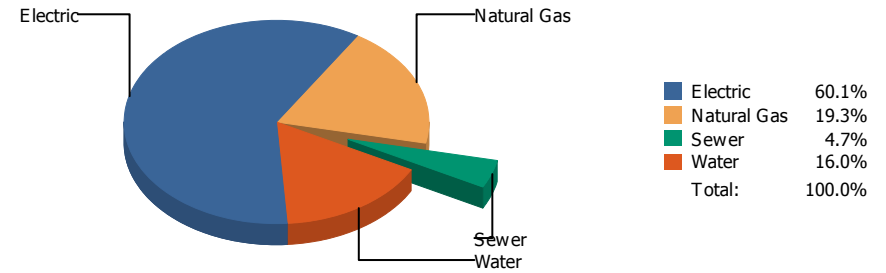
■ Electric 100.0%
Total: 100.0%

Commodity	Common Use	Energy Use	Energy Use / Area	Total Cost	Cost / Unit	Cost / Area
Place: [WESTSIDE] WESTSIDE TRANSPORTATION 951 [BUILDING]						
Area: 4,040 SqFt						
Billing Period: Jan 2019						
ELECTRIC	2,529.00 kWh	8,629 KBtu	2.136 KBtu/SqFt	\$292.68	\$0.116 /kWh	\$0.072 /SqFt
Totals:		8,629 KBtu	2.136 KBtu/SqFt	\$292.68		

Energy

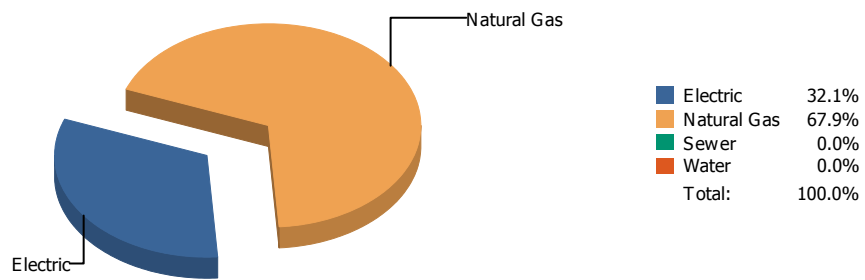


Cost

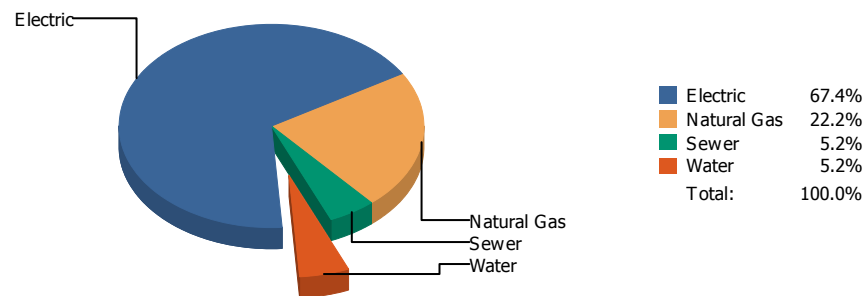


Commodity	Common Use	Energy Use	Energy Use / Area	Total Cost	Cost / Unit	Cost / Area
Place: [WHITAKER] WHITAKER 153 [BUILDING]						
Area: 89,458 SqFt						
Billing Period: Jan 2019						
ELECTRIC	63,960.00 kWh	218,232 KBtu	2.439 KBtu/SqFt	\$6,103.02	\$0.095 /kWh	\$0.068 /SqFt
NATURALGAS	3,591.00 CCF	369,873 KBtu	4.135 KBtu/SqFt	\$1,956.99	\$0.545 /CCF	\$0.022 /SqFt
SEWER	91.00 CCF			\$473.26	\$5.201 /CCF	\$0.005 /SqFt
WATER	440.00 CCF			\$1,627.81	\$3.700 /CCF	\$0.018 /SqFt
Totals:		588,105 KBtu	6.574 KBtu/SqFt	\$10,161.08		

Energy

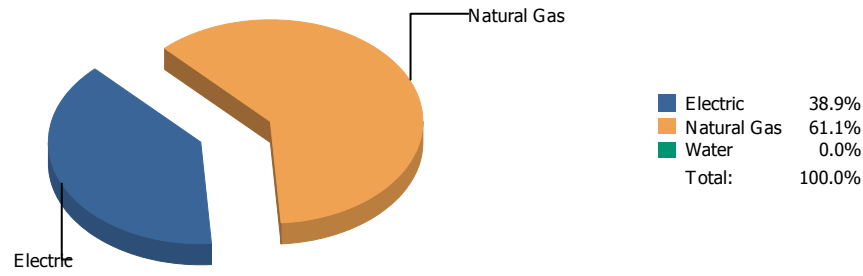


Cost

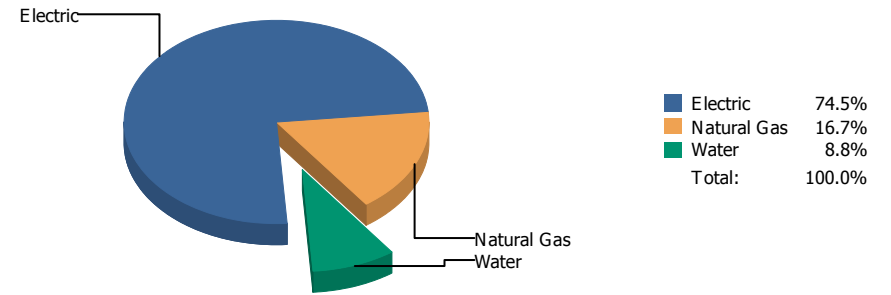


Commodity	Common Use	Energy Use	Energy Use / Area	Total Cost	Cost / Unit	Cost / Area
Place: [WHITE] ZACH WHITE ELEMENTARY NEW-1997 [BUILDING]						
Area: 92,458 SqFt						
Billing Period: Jan 2019						
ELECTRIC	41,400.00 kWh	141,257 KBtu	1.528 KBtu/SqFt	\$5,328.80	\$0.129 /kWh	\$0.058 /SqFt
NATURALGAS	2,904.00 CCF	299,112 KBtu	3.235 KBtu/SqFt	\$1,756.97	\$0.605 /CCF	\$0.019 /SqFt
SEWER	116.00 CCF			\$408.10	\$3.518 /CCF	\$0.004 /SqFt
WATER	63.00 CCF			\$407.21	\$6.464 /CCF	\$0.004 /SqFt
Totals:		440,369 KBtu	4.763 KBtu/SqFt	\$7,901.08		

Energy

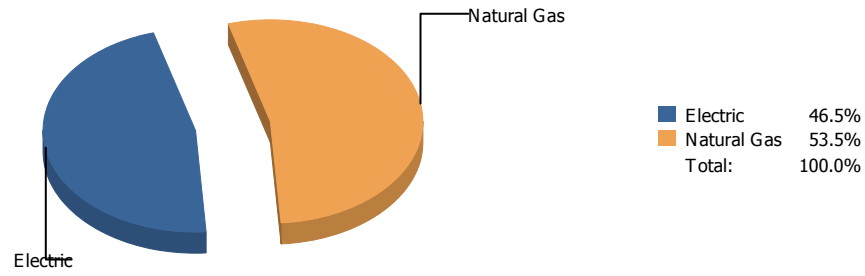


Cost

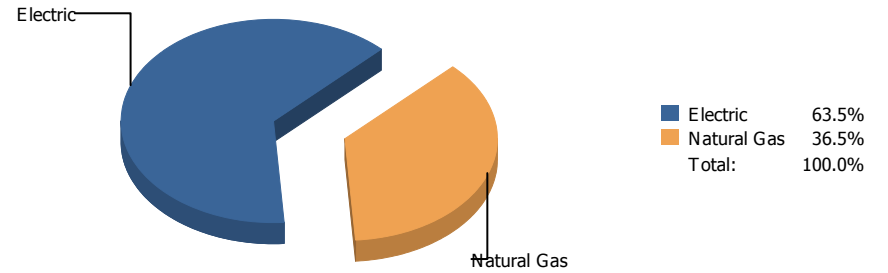


Commodity	Common Use	Energy Use	Energy Use / Area	Total Cost	Cost / Unit	Cost / Area
Place: [WIGGS] WIGGS 052 [BUILDING]						
Area: 110,689 SqFt						
Billing Period: Jan 2019						
ELECTRIC	39,680.00 kWh	135,388 KBtu	1.223 KBtu/SqFt	\$5,277.38	\$0.133 /kWh	\$0.048 /SqFt
NATURALGAS	2,063.00 CCF	212,489 KBtu	1.920 KBtu/SqFt	\$1,185.50	\$0.575 /CCF	\$0.011 /SqFt
WATER	90.00 CCF			\$622.32	\$6.915 /CCF	\$0.006 /SqFt
Totals:		347,877 KBtu	3.143 KBtu/SqFt	\$7,085.20		

Energy

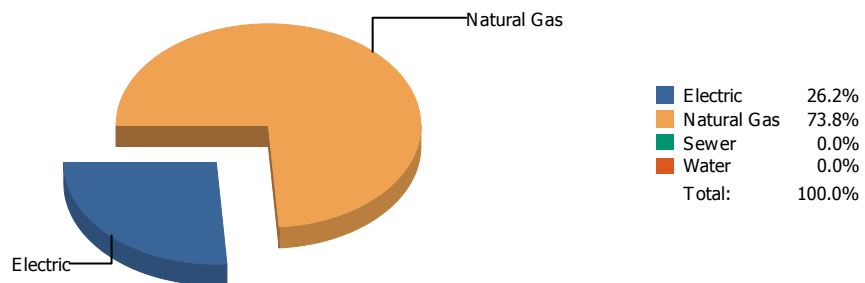


Cost

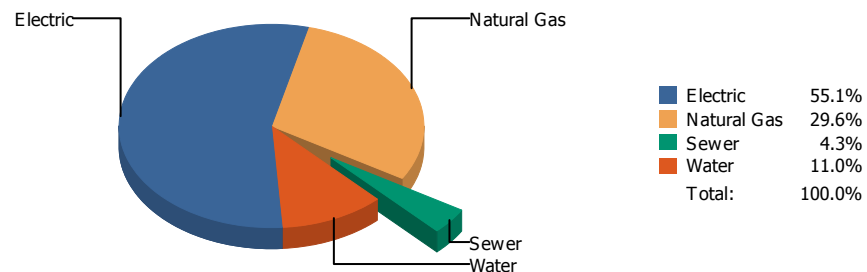


Commodity	Common Use	Energy Use	Energy Use / Area	Total Cost	Cost / Unit	Cost / Area
Place: [ZANEGREYWAREHOUSE] ZANE GREY WAREHOUSE [BUILDING]						
Area: 0 SqFt						
Billing Period: Jan 2019						
ELECTRIC	1,025.00 kWh	3,497 KBtu		\$126.89	\$0.124 /kWh	
NATURALGAS	39.00 CCF	4,017 KBtu		\$72.80	\$1.867 /CCF	
Totals:		7,514 KBtu		\$199.69		

Energy

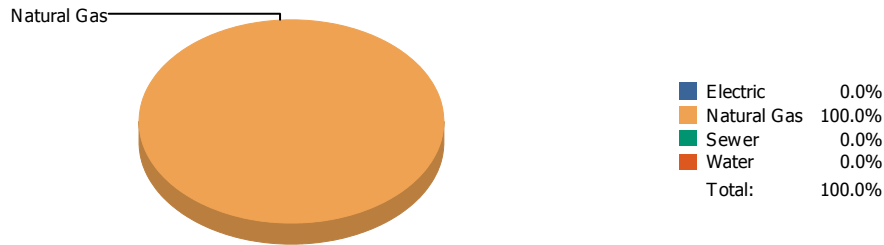


Cost

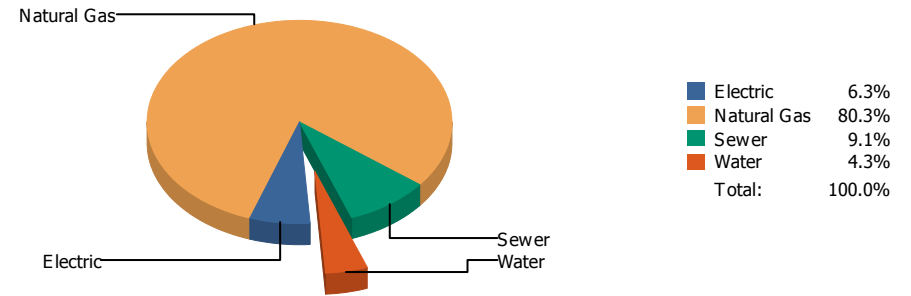


Commodity	Common Use	Energy Use	Energy Use / Area	Total Cost	Cost / Unit	Cost / Area
Place: [ZAVALA] ZAVALA 148 [BUILDING]						
Area: 53,356 SqFt						
Billing Period: Jan 2019						
ELECTRIC	22,750.00 kWh	77,623 KBtu	1.455 KBtu/SqFt	\$2,272.33	\$0.100 /kWh	\$0.043 /SqFt
NATURALGAS	2,121.00 CCF	218,463 KBtu	4.094 KBtu/SqFt	\$1,219.52	\$0.575 /CCF	\$0.023 /SqFt
SEWER	43.00 CCF			\$175.40	\$4.079 /CCF	\$0.003 /SqFt
WATER	48.00 CCF			\$454.91	\$9.477 /CCF	\$0.008 /SqFt
Totals:		296,086 KBtu	5.549 KBtu/SqFt	\$4,122.16		

Energy

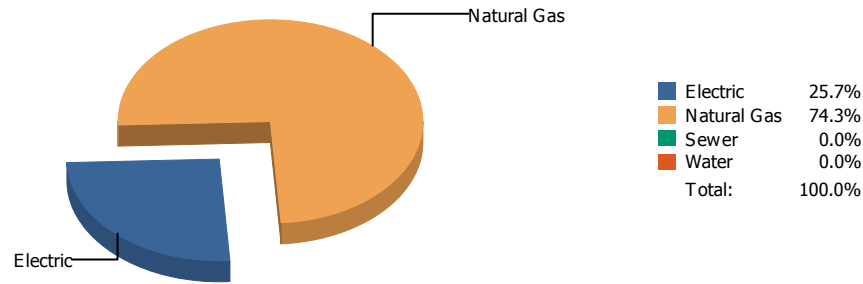


Cost

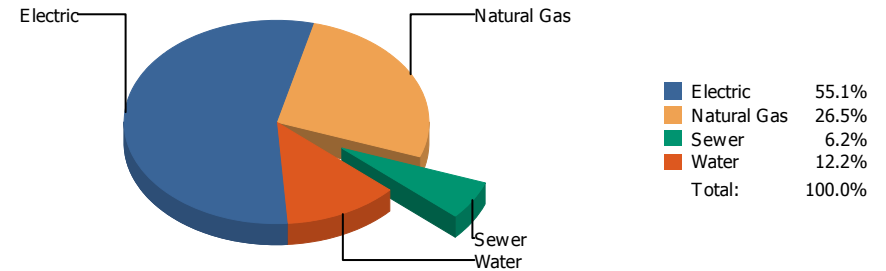


Commodity	Common Use	Energy Use	Energy Use / Area	Total Cost	Cost / Unit	Cost / Area
Place: [ZUNI] ZUNI COTTAGES 952 [BUILDING]						
Area: 3,505 SqFt						
Billing Period: Jan 2019						
ELECTRIC	0.00 kWh	0 KBtu	0.000 KBtu/SqFt	\$20.79	\$0.000 /kWh	\$0.006 /SqFt
NATURALGAS	1.00 CCF	103 KBtu	0.029 KBtu/SqFt	\$266.62	\$266.620 /CCF	\$0.076 /SqFt
SEWER	0.00 CCF			\$30.28	\$0.000 /CCF	\$0.009 /SqFt
WATER	0.00 CCF			\$14.32	\$0.000 /CCF	\$0.004 /SqFt
Totals:		103 KBtu	0.029 KBtu/SqFt	\$332.01		

Energy



Cost



Commodity	Common Use	Energy Use	Energy Use / Area	Total Cost	Cost / Unit	Cost / Area
Place Summary Report						
Area: 10,738,664 SqFt						
Billing Period: Jan 2019						
ELECTRIC	4,549,900.00 kWh	15,524,259 KBtu	1.445 KBtu/SqFt	\$509,791.01	\$0.112 /kWh	\$0.047 /SqFt
NATURALGAS	435,988.00 CCF	44,906,764 KBtu	4.181 KBtu/SqFt	\$245,288.09	\$0.563 /CCF	\$0.023 /SqFt
SEWER	16,518.00 CCF			\$57,320.35	\$3.470 /CCF	\$0.005 /SqFt
WATER	25,274.00 CCF			\$112,861.39	\$4.466 /CCF	\$0.011 /SqFt
Totals:		60,431,023 KBtu	5.627 KBtu/SqFt	\$925,260.84		

* Please note per area calculations only include buildings with a floor area greater than 0.

Requested by: eagarci2

Client version:

Report version: 9

Filters: Meters in Building Name: Not one of ZACH WHITE MODULAR SCHOOL 147;START SCHOOL EARLY 1 DAY VALUE;STADIUM RATE CHANGES;SKY PARK IB1;SKY PARK I 200;SKY PARK;ROOSEVELT 137;REMCON COTTAGES;PARKDALE COTTAGES 957;NORTHEAST BOOK DEPOSITORY 814;NEW COMPUTERS SINCE JUNE 1990;Lighting;HERCULES COTTAGES 141A;Butterfield Trail Warehouse;BRANON COTTAGES 955;BLUE FLAME BLDG.;BARCELONA COTTAGES;ALL REFUNDS AND REBATES; ; Bill is Void Equals 0; Account is Active Equals 1; Bill is from External Vendor Equals 1; ; Billing Period Equals Jan 2019

Record count: 0