

elpaso

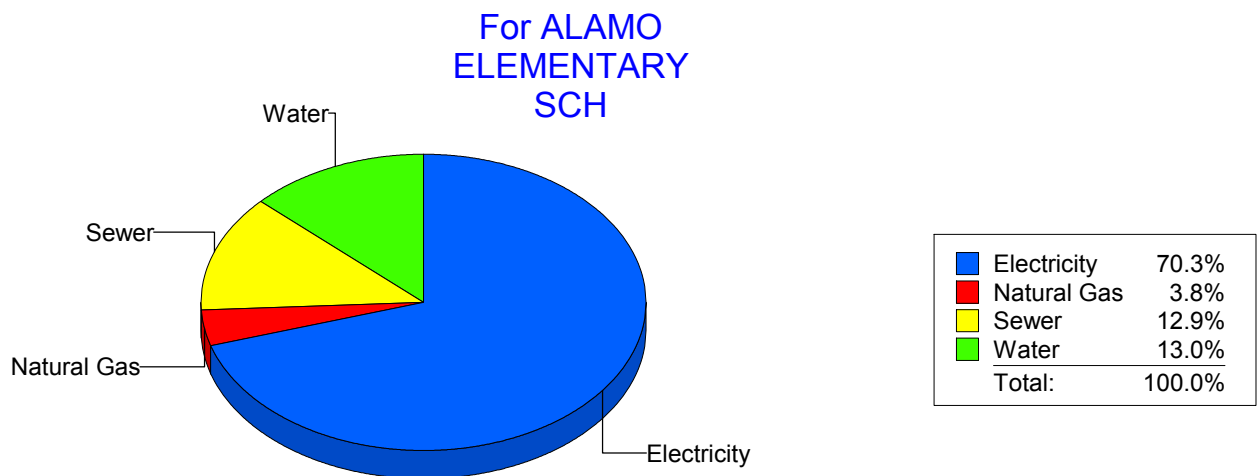
Energy CAP

Cost Avoidance Program

Cost Summary Graph

Grouped by Energy Type

Energy Type	Use	Units	Meter Cost	Special Charges	Total Cost	Avg Unit Cost	% of Total Cost
Site: ALAMO ELEMENTARY SCH - ALAMO ELEMENTARY SCH							
Electricity	3,250	KWH	\$697.31	\$0.00	\$697.31	0.2146	70.27%
Natural Gas	0	CCF	\$37.71	\$0.00	\$37.71	0.0000	3.80%
Water	0	CCF	\$129.02	\$0.00	\$129.02	0.0000	13.00%
Sewer	0	CCF	\$128.22	\$0.00	\$128.22	0.0000	12.92%
Total Cost:			\$992.26	\$0.00	\$992.26		



Filters: Cost Center Name Not Equal To DoNotReport; Billing Period Equal To 201204All Meter CodesAll Group Names

elpaso

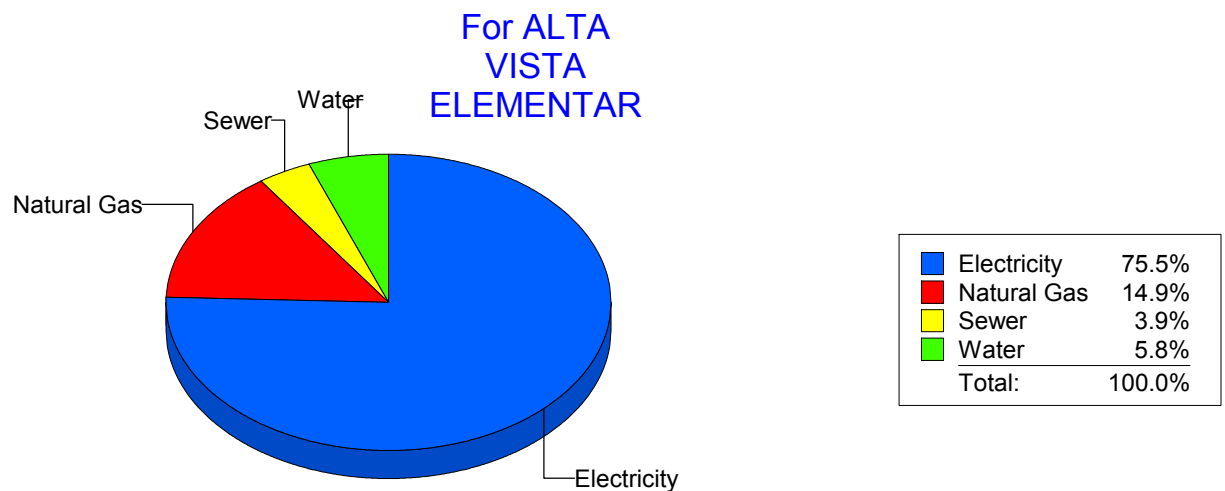
Energy CAP

Cost Avoidance Program

Cost Summary Graph

Grouped by Energy Type

Energy Type	Use	Units	Meter Cost	Special Charges	Total Cost	Avg Unit Cost	% of Total Cost
Site: ALTA VISTA ELEMENTAR - ALTA VISTA ELEMENTAR							
Electricity	27,150	KWH	\$3,218.28	\$0.00	\$3,218.28	0.1185	75.46%
Natural Gas	1,108	CCF	\$633.63	\$0.00	\$633.63	0.5719	14.86%
Water	123	CCF	\$247.78	\$0.00	\$247.78	2.0145	5.81%
Sewer	77	CCF	\$164.98	\$0.00	\$164.98	2.1426	3.87%
Total Cost:			\$4,264.67	\$0.00	\$4,264.67		



Filters: Cost Center Name Not Equal To DoNotReport; Billing Period Equal To 201204All Meter CodesAll Group Names

elpaso

Energy CAP

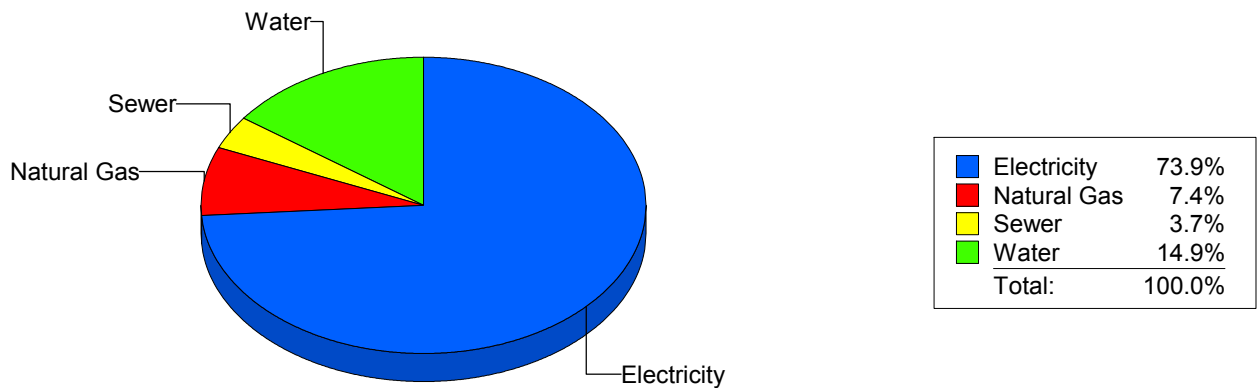
Cost Avoidance Program

Cost Summary Graph

Grouped by Energy Type

Energy Type	Use	Units	Meter Cost	Special Charges	Total Cost	Avg Unit Cost	% of Total Cost
Site: ANDRESS HIGH SCHOOL - ANDRESS HIGH SCHOOL							
Electricity	147,674	KWH	\$17,598.22	\$0.00	\$17,598.22	0.1192	73.93%
Natural Gas	3,263	CCF	\$1,762.53	\$0.00	\$1,762.53	0.5402	7.40%
Water	1,524	CCF	\$3,557.46	\$0.00	\$3,557.46	2.3343	14.94%
Sewer	569	CCF	\$887.13	\$0.00	\$887.13	1.5591	3.73%
Total Cost:			\$23,805.34	\$0.00	\$23,805.34		

For ANDRESS
HIGH SCHOOL



Filters: Cost Center Name Not Equal To DoNotReport; Billing Period Equal To 201204All Meter CodesAll Group Names

elpaso

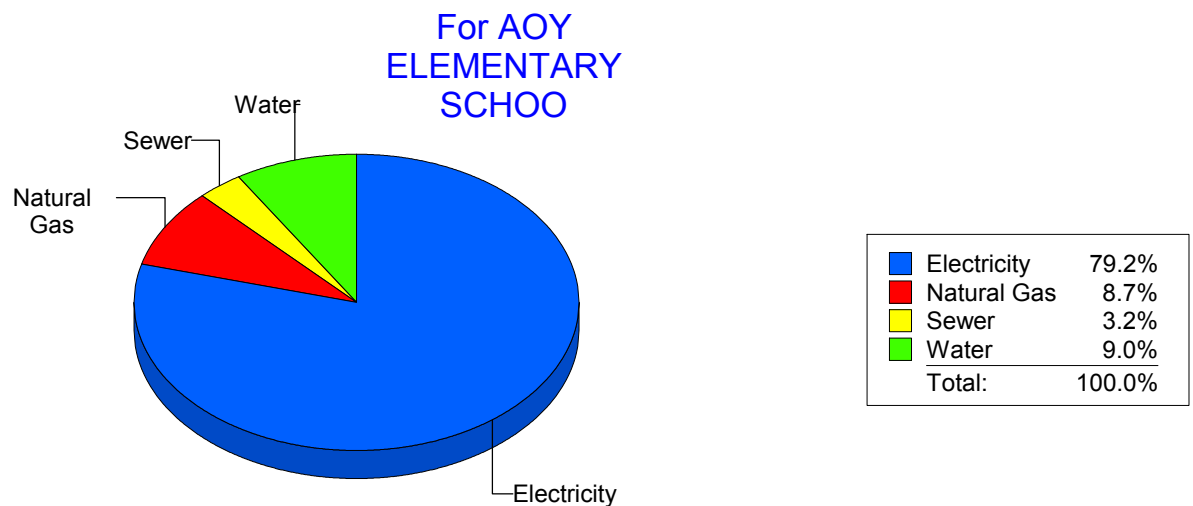
Energy CAP

Cost Avoidance Program

Cost Summary Graph

Grouped by Energy Type

Energy Type	Use	Units	Meter Cost	Special Charges	Total Cost	Avg Unit Cost	% of Total Cost
Site: AOY ELEMENTARY SCHOO - AOY ELEMENTARY SCHOO							
Electricity	81,755	KWH	\$9,059.34	\$0.00	\$9,059.34	0.1108	79.15%
Natural Gas	1,813	CCF	\$993.39	\$0.00	\$993.39	0.5479	8.68%
Water	274	CCF	\$1,027.56	\$0.00	\$1,027.56	3.7502	8.98%
Sewer	73	CCF	\$364.90	\$0.00	\$364.90	4.9986	3.19%
Total Cost:			\$11,445.19	\$0.00	\$11,445.19		



Filters: Cost Center Name Not Equal To DoNotReport; Billing Period Equal To 201204All Meter CodesAll Group Names

elpaso

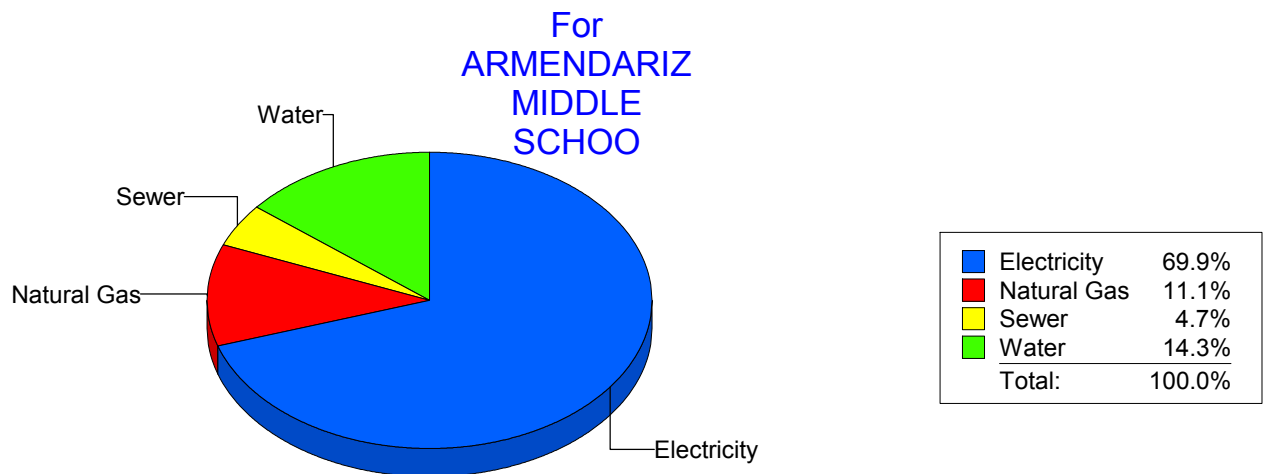
Energy CAP

Cost Avoidance Program

Cost Summary Graph

Grouped by Energy Type

Energy Type	Use	Units	Meter Cost	Special Charges	Total Cost	Avg Unit Cost	% of Total Cost
Site: ARMENDARIZ MIDDLE SCHOO - ARMENDARIZ MIDDLE SCHOO							
Electricity	71,500	KWH	\$7,484.07	\$0.00	\$7,484.07	0.1047	69.93%
Natural Gas	2,271	CCF	\$1,188.30	\$0.00	\$1,188.30	0.5232	11.10%
Water	724	CCF	\$1,525.26	\$0.00	\$1,525.26	2.1067	14.25%
Sewer	218	CCF	\$503.89	\$0.00	\$503.89	2.3114	4.71%
Total Cost:			\$10,701.52	\$0.00	\$10,701.52		



Filters: Cost Center Name Not Equal To DoNotReport; Billing Period Equal To 201204All Meter CodesAll Group Names

elpaso

Energy CAP

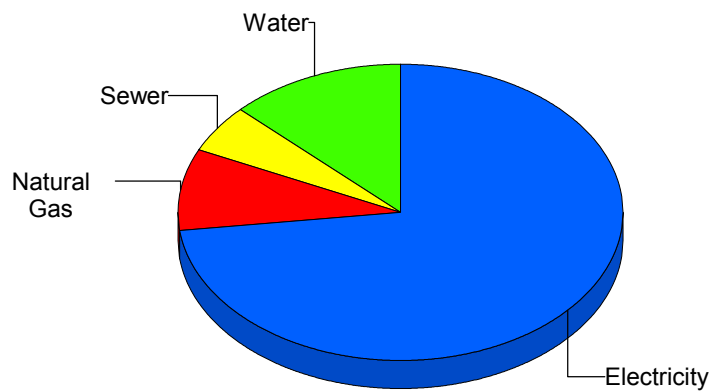
Cost Avoidance Program

Cost Summary Graph

Grouped by Energy Type

Energy Type	Use	Units	Meter Cost	Special Charges	Total Cost	Avg Unit Cost	% of Total Cost
Site: AUSTIN HIGH SCHOOL - AUSTIN HIGH SCHOOL							
Electricity	175,521	KWH	\$17,112.92	\$0.00	\$17,112.92	0.0975	73.00%
Natural Gas	3,887	CCF	\$2,078.64	\$0.00	\$2,078.64	0.5348	8.87%
Water	1,054	CCF	\$2,964.93	\$0.00	\$2,964.93	2.8130	12.65%
Sewer	551	CCF	\$1,286.65	\$0.00	\$1,286.65	2.3351	5.49%
Total Cost:			\$23,443.14	\$0.00	\$23,443.14		

For AUSTIN
HIGH SCHOOL



Electricity	73.0%
Natural Gas	8.9%
Sewer	5.5%
Water	12.6%
Total:	100.0%

Filters: Cost Center Name Not Equal To DoNotReport; Billing Period Equal To 201204All Meter CodesAll Group Names

elpaso

Energy CAP

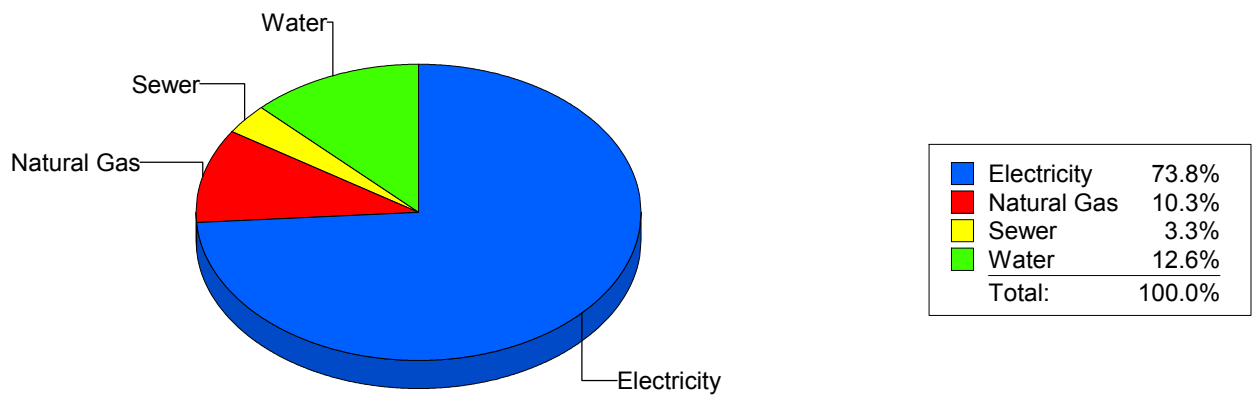
Cost Avoidance Program

Cost Summary Graph

Grouped by Energy Type

Energy Type	Use	Units	Meter Cost	Special Charges	Total Cost	Avg Unit Cost	% of Total Cost
Site: BARRON - BARRON							
Electricity	64,827	KWH	\$7,250.78	\$0.00	\$7,250.78	0.1118	73.79%
Natural Gas	1,840	CCF	\$1,007.37	\$0.00	\$1,007.37	0.5475	10.25%
Water	228	CCF	\$1,239.29	\$0.00	\$1,239.29	5.4355	12.61%
Sewer	66	CCF	\$328.71	\$0.00	\$328.71	4.9805	3.35%
Total Cost:			\$9,826.15	\$0.00	\$9,826.15		

For BARRON



Filters: Cost Center Name Not Equal To DoNotReport; Billing Period Equal To 201204All Meter CodesAll Group Names

elpaso

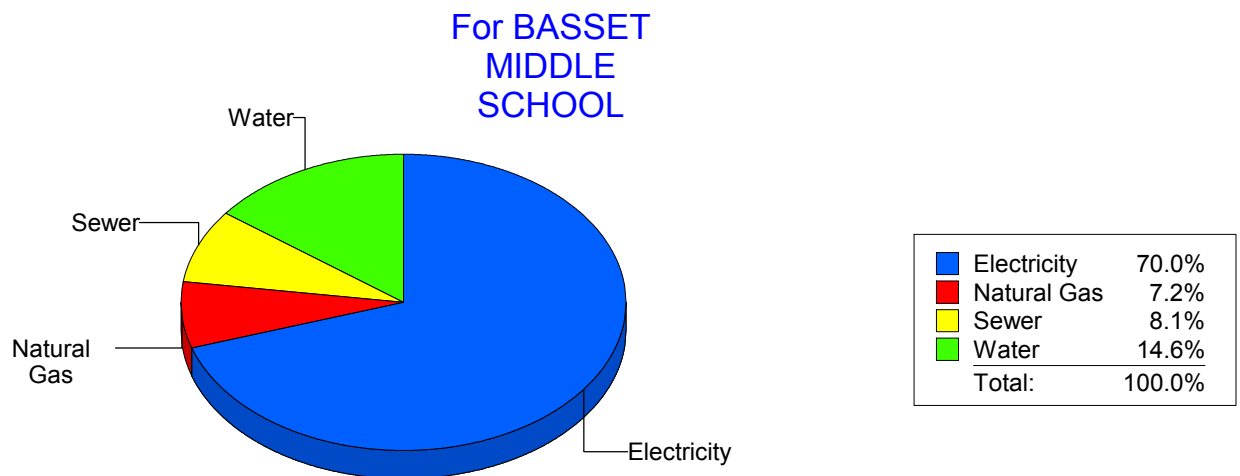
Energy CAP

Cost Avoidance Program

Cost Summary Graph

Grouped by Energy Type

Energy Type	Use	Units	Meter Cost	Special Charges	Total Cost	Avg Unit Cost	% of Total Cost
Site: BASSET MIDDLE SCHOOL - BASSET MIDDLE SCHOOL							
Electricity	65,000	KWH	\$7,483.78	\$0.00	\$7,483.78	0.1151	70.03%
Natural Gas	1,311	CCF	\$773.35	\$0.00	\$773.35	0.5899	7.24%
Water	876	CCF	\$1,563.12	\$0.00	\$1,563.12	1.7844	14.63%
Sewer	553	CCF	\$866.17	\$0.00	\$866.17	1.5663	8.11%
Total Cost:			\$10,686.42	\$0.00	\$10,686.42		



Filters: Cost Center Name Not Equal To DoNotReport; Billing Period Equal To 201204All Meter CodesAll Group Names

elpaso

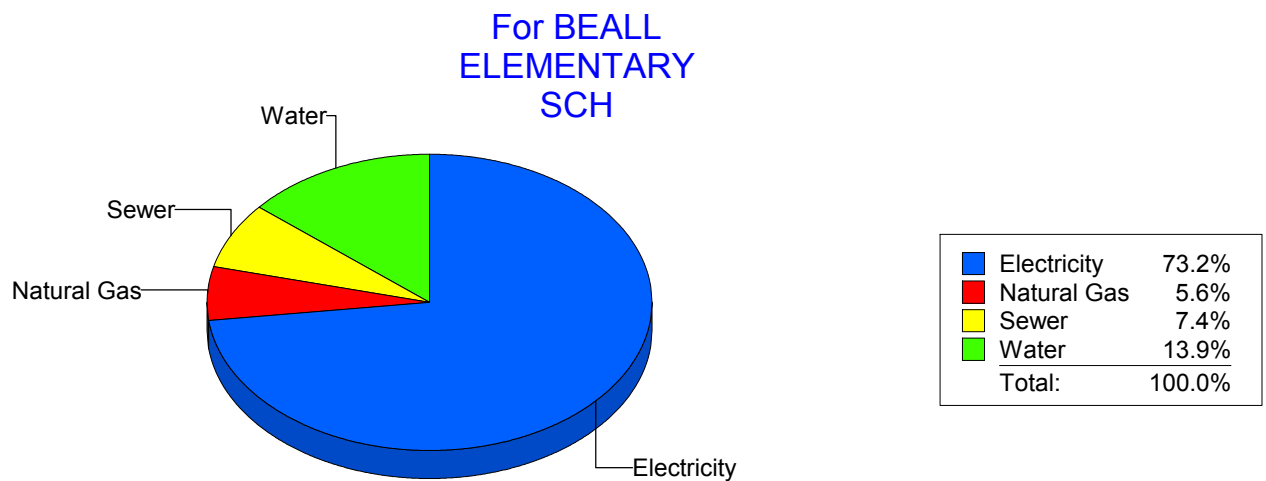
Energy CAP

Cost Avoidance Program

Cost Summary Graph

Grouped by Energy Type

Energy Type	Use	Units	Meter Cost	Special Charges	Total Cost	Avg Unit Cost	% of Total Cost
Site: BEALL ELEMENTARY SCH - BEALL ELEMENTARY SCH							
Electricity	23,748	KWH	\$2,525.74	\$0.00	\$2,525.74	0.1064	73.19%
Natural Gas	244	CCF	\$192.52	\$0.00	\$192.52	0.7890	5.58%
Water	182	CCF	\$478.51	\$0.00	\$478.51	2.6292	13.87%
Sewer	86	CCF	\$254.40	\$0.00	\$254.40	2.9581	7.37%
Total Cost:			\$3,451.17	\$0.00	\$3,451.17		



Filters: Cost Center Name Not Equal To DoNotReport; Billing Period Equal To 201204All Meter CodesAll Group Names

el Paso

Energy CAP

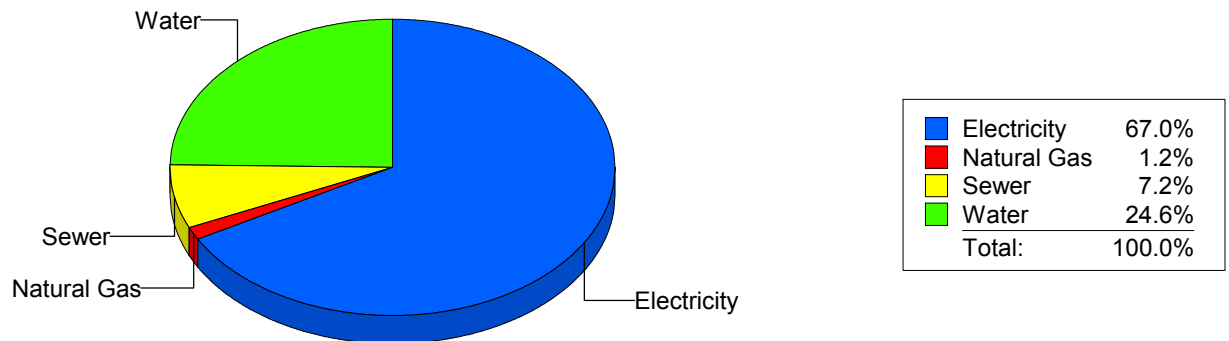
Cost Avoidance Program

Cost Summary Graph

Grouped by Energy Type

Energy Type	Use	Units	Meter Cost	Special Charges	Total Cost	Avg Unit Cost	% of Total Cost
Site: BLISS ELEMENTARY - BLISS ELEMENTARY							
Electricity	26,101	KWH	\$2,769.69	\$0.00	\$2,769.69	0.1061	66.98%
Natural Gas	74	CCF	\$51.00	\$0.00	\$51.00	0.6892	1.23%
Water	356	CCF	\$1,016.48	\$0.00	\$1,016.48	2.8553	24.58%
Sewer	119	CCF	\$297.63	\$0.00	\$297.63	2.5011	7.20%
Total Cost:			\$4,134.80	\$0.00	\$4,134.80		

For BLISS
ELEMENTARY



Filters: Cost Center Name Not Equal To DoNotReport; Billing Period Equal To 201204All Meter CodesAll Group Names

elpaso

Energy CAP

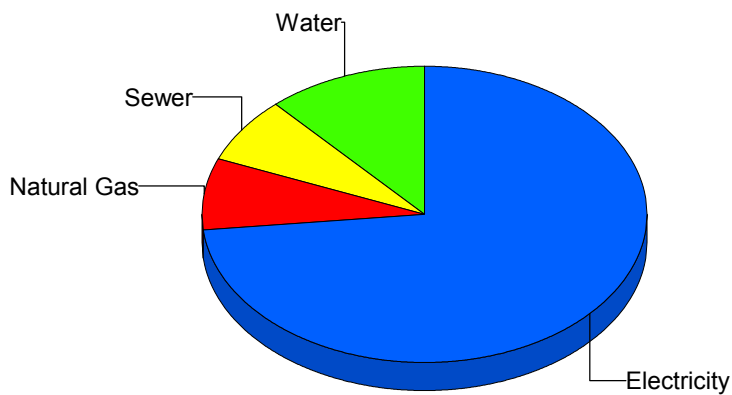
Cost Avoidance Program

Cost Summary Graph

Grouped by Energy Type

Energy Type	Use	Units	Meter Cost	Special Charges	Total Cost	Avg Unit Cost	% of Total Cost
Site: BOND - BOND ELEMENTARY							
Electricity	29,190 KWH		\$3,885.71	\$0.00	\$3,885.71	0.1331	73.40%
Natural Gas	655 CCF		\$402.78	\$0.00	\$402.78	0.6149	7.61%
Water	205 CCF		\$621.12	\$0.00	\$621.12	3.0299	11.73%
Sewer	79 CCF		\$384.01	\$0.00	\$384.01	4.8609	7.25%
Total Cost:			\$5,293.62	\$0.00	\$5,293.62		

For BOND
ELEMENTARY



Electricity	73.4%
Natural Gas	7.6%
Sewer	7.3%
Water	11.7%
Total:	100.0%

Filters: Cost Center Name Not Equal To DoNotReport; Billing Period Equal To 201204All Meter CodesAll Group Names

elpaso

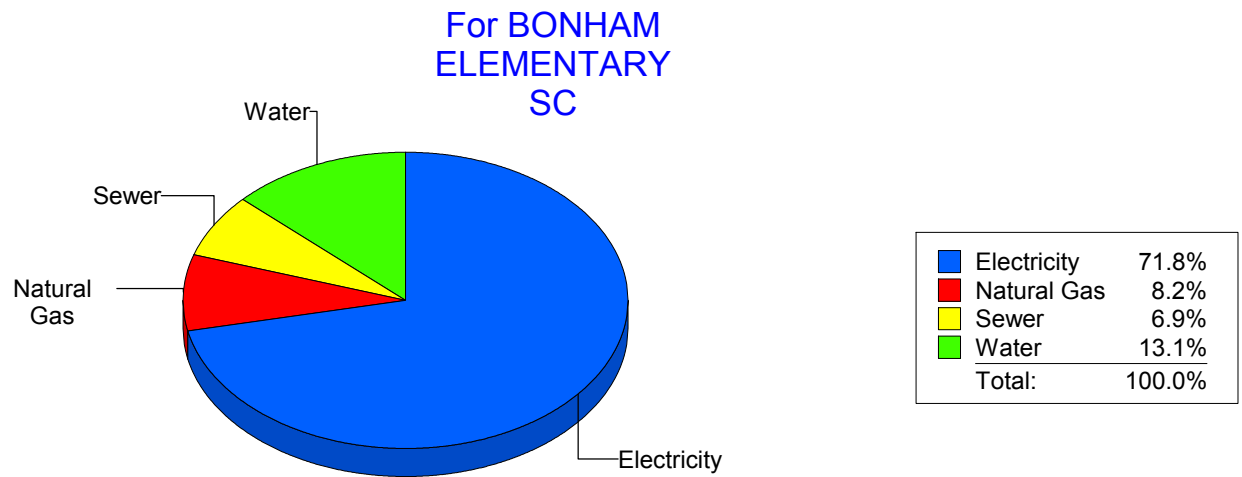
Energy CAP

Cost Avoidance Program

Cost Summary Graph

Grouped by Energy Type

Energy Type	Use	Units	Meter Cost	Special Charges	Total Cost	Avg Unit Cost	% of Total Cost
Site: BONHAM ELEMENTARY SC - BONHAM ELEMENTARY SC							
Electricity	22,735	KWH	\$3,262.55	\$0.00	\$3,262.55	0.1435	71.80%
Natural Gas	592	CCF	\$374.30	\$0.00	\$374.30	0.6323	8.24%
Water	275	CCF	\$593.18	\$0.00	\$593.18	2.1570	13.05%
Sewer	144	CCF	\$314.12	\$0.00	\$314.12	2.1814	6.91%
Total Cost:			\$4,544.15	\$0.00	\$4,544.15		



Filters: Cost Center Name Not Equal To DoNotReport; Billing Period Equal To 201204All Meter CodesAll Group Names

elpaso

Energy CAP

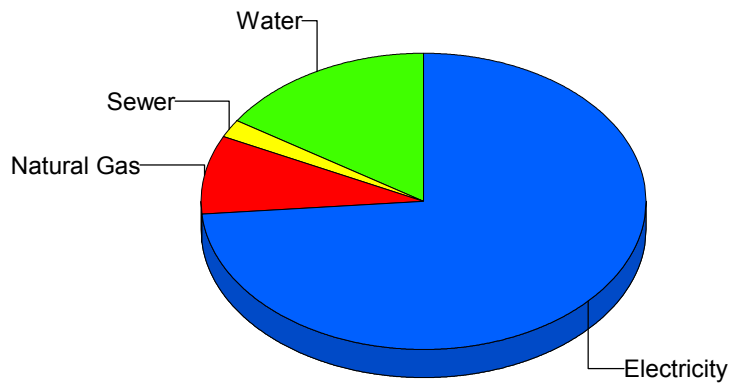
Cost Avoidance Program

Cost Summary Graph

Grouped by Energy Type

Energy Type	Use	Units	Meter Cost	Special Charges	Total Cost	Avg Unit Cost	% of Total Cost
Site: BOWIE HIGH SCHOOL - BOWIE HIGH SCHOOL							
Electricity	280,843	KWH	\$31,480.46	\$0.00	\$31,480.46	0.1121	73.56%
Natural Gas	7,150	CCF	\$3,650.63	\$0.00	\$3,650.63	0.5106	8.53%
Water	4,678	CCF	\$6,817.48	\$0.00	\$6,817.48	1.4573	15.93%
Sewer	325	CCF	\$849.91	\$0.00	\$849.91	2.6151	1.99%
Total Cost:			\$42,798.48	\$0.00	\$42,798.48		

For BOWIE
HIGH SCHOOL



Electricity	73.6%
Natural Gas	8.5%
Sewer	2.0%
Water	15.9%
Total:	100.0%

Filters: Cost Center Name Not Equal To DoNotReport; Billing Period Equal To 201204All Meter CodesAll Group Names

elpaso

Energy CAP

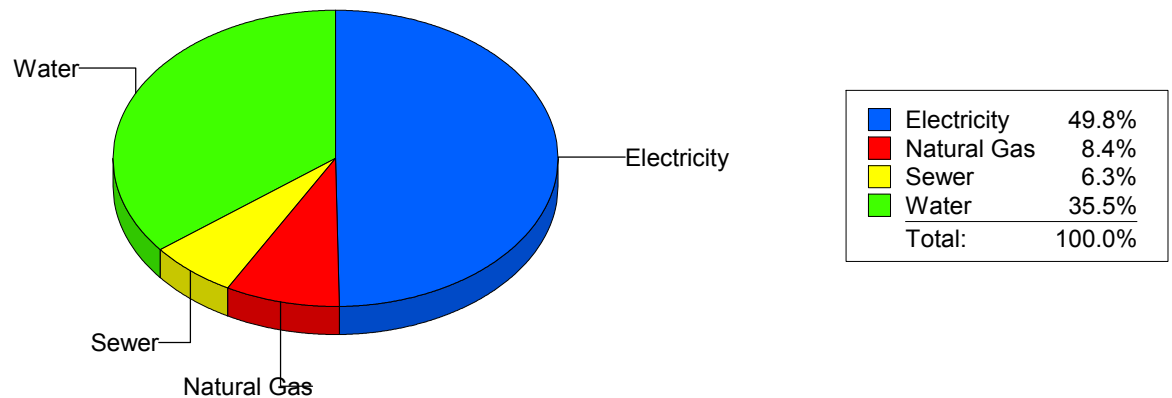
Cost Avoidance Program

Cost Summary Graph

Grouped by Energy Type

Energy Type	Use	Units	Meter Cost	Special Charges	Total Cost	Avg Unit Cost	% of Total Cost
Site: BRADLEY ELEMENTARY - BRADLEY ELEMENTARY							
Electricity	25,600	KWH	\$2,770.64	\$0.00	\$2,770.64	0.1082	49.81%
Natural Gas	845	CCF	\$464.92	\$0.00	\$464.92	0.5502	8.36%
Water	506	CCF	\$1,976.13	\$0.00	\$1,976.13	3.9054	35.53%
Sewer	101	CCF	\$350.62	\$0.00	\$350.62	3.4715	6.30%
Total Cost:			\$5,562.31	\$0.00	\$5,562.31		

For BRADLEY
ELEMENTARY



Filters: Cost Center Name Not Equal To DoNotReport; Billing Period Equal To 201204All Meter CodesAll Group Names

elpaso

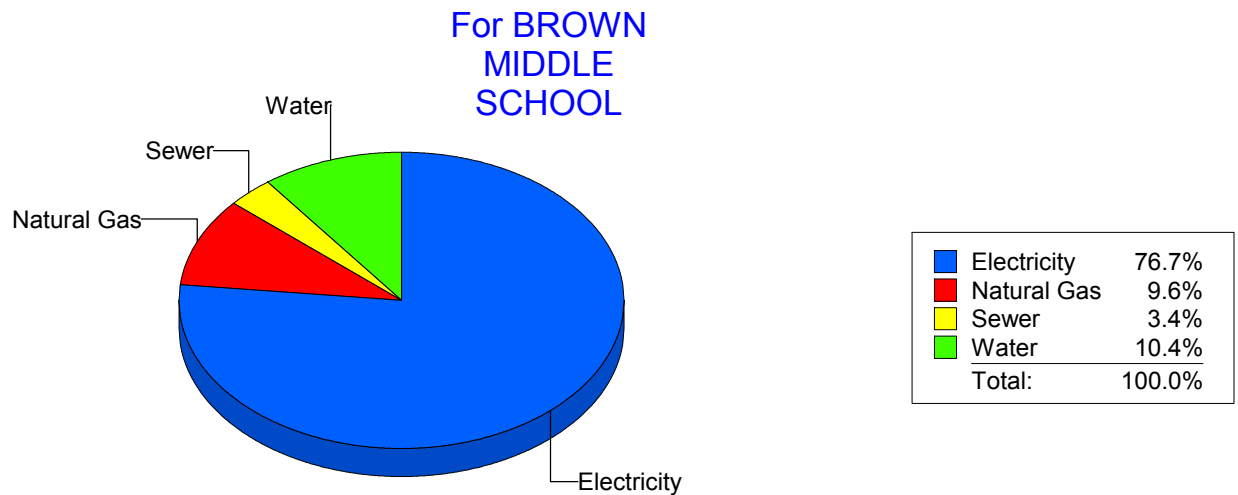
Energy CAP

Cost Avoidance Program

Cost Summary Graph

Grouped by Energy Type

Energy Type	Use	Units	Meter Cost	Special Charges	Total Cost	Avg Unit Cost	% of Total Cost
Site: BROWN MIDDLE SCHOOL - BROWN MIDDLE SCHOOL							
Electricity	107,400	KWH	\$9,912.67	\$0.00	\$9,912.67	0.0923	76.69%
Natural Gas	2,366	CCF	\$1,236.49	\$0.00	\$1,236.49	0.5226	9.57%
Water	469	CCF	\$1,342.21	\$0.00	\$1,342.21	2.8619	10.38%
Sewer	165	CCF	\$434.46	\$0.00	\$434.46	2.6331	3.36%
Total Cost:			\$12,925.83	\$0.00	\$12,925.83		



Filters: Cost Center Name Not Equal To DoNotReport; Billing Period Equal To 201204All Meter CodesAll Group Names

elpaso

Energy CAP

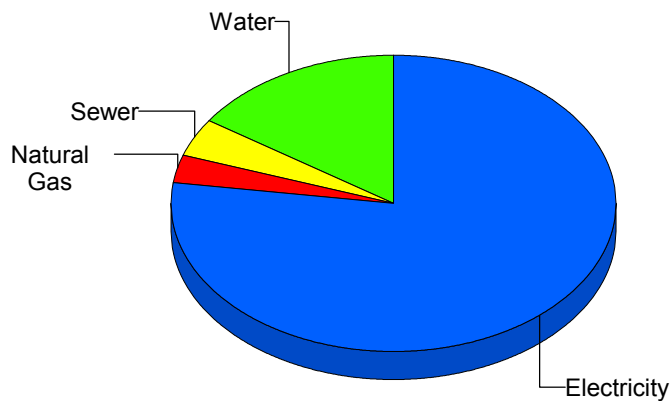
Cost Avoidance Program

Cost Summary Graph

Grouped by Energy Type

Energy Type	Use	Units	Meter Cost	Special Charges	Total Cost	Avg Unit Cost	% of Total Cost
Site: BURGESS HIGH SCHOOL - BURGESS HIGH SCHOOL							
Electricity	113,857	KWH	\$11,868.79	\$0.00	\$11,868.79	0.1042	77.28%
Natural Gas	726	CCF	\$478.63	\$0.00	\$478.63	0.6593	3.12%
Water	634	CCF	\$2,397.27	\$0.00	\$2,397.27	3.7812	15.61%
Sewer	194	CCF	\$614.19	\$0.00	\$614.19	3.1659	4.00%
Total Cost:			\$15,358.88	\$0.00	\$15,358.88		

For BURGESS
HIGH SCHOOL



Electricity	77.3%
Natural Gas	3.1%
Sewer	4.0%
Water	15.6%
Total:	100.0%

Filters: Cost Center Name Not Equal To DoNotReport; Billing Period Equal To 201204All Meter CodesAll Group Names

elpaso

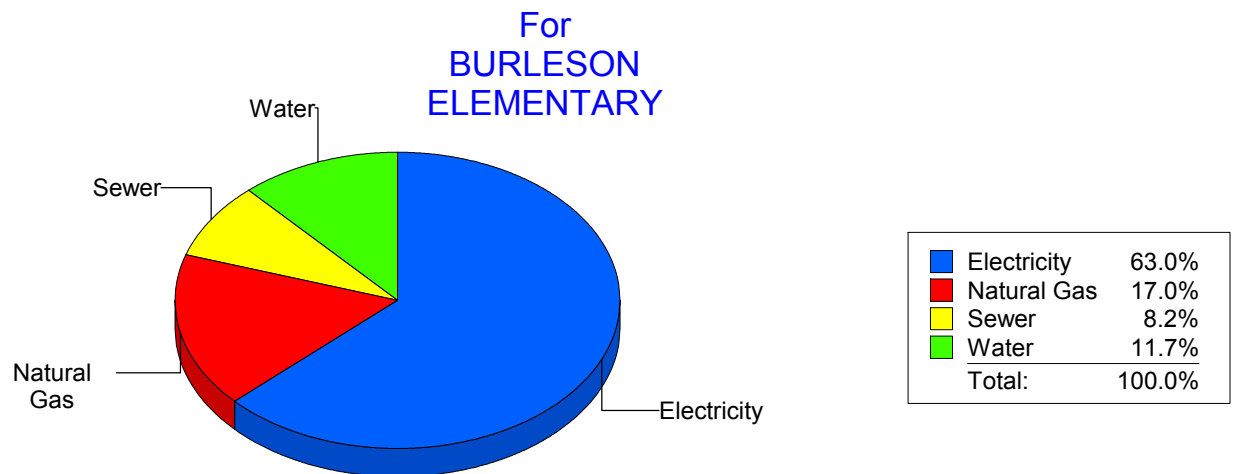
Energy CAP

Cost Avoidance Program

Cost Summary Graph

Grouped by Energy Type

Energy Type	Use	Units	Meter Cost	Special Charges	Total Cost	Avg Unit Cost	% of Total Cost
Site: BURLESON ELEMENTARY - BURLESON ELEMENTARY							
Electricity	24,655	KWH	\$2,645.17	\$0.00	\$2,645.17	0.1073	63.04%
Natural Gas	1,132	CCF	\$715.14	\$0.00	\$715.14	0.6317	17.04%
Water	267	CCF	\$490.28	\$0.00	\$490.28	1.8363	11.68%
Sewer	166	CCF	\$345.68	\$0.00	\$345.68	2.0824	8.24%
Total Cost:			\$4,196.27	\$0.00	\$4,196.27		



Filters: Cost Center Name Not Equal To DoNotReport; Billing Period Equal To 201204All Meter CodesAll Group Names

elpaso

Energy CAP

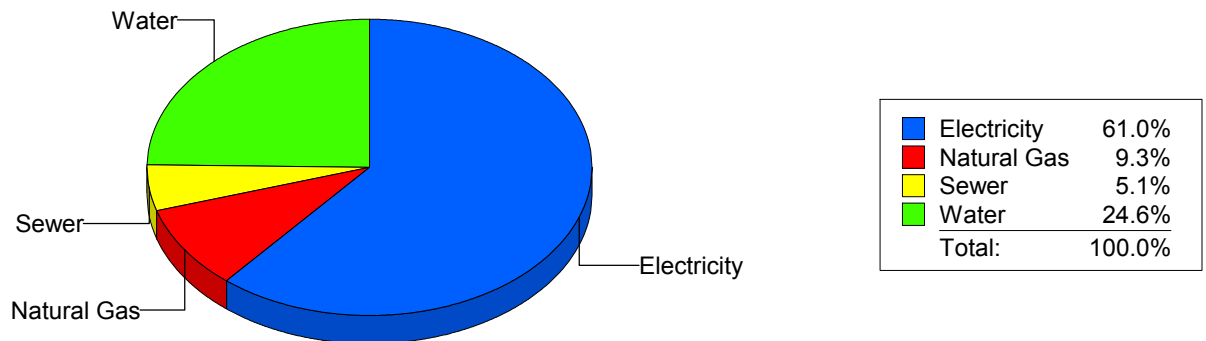
Cost Avoidance Program

Cost Summary Graph

Grouped by Energy Type

Energy Type	Use	Units	Meter Cost	Special Charges	Total Cost	Avg Unit Cost	% of Total Cost
Site: BURNET ELEMENTARY - BURNET ELEMENTARY							
Electricity	24,370	KWH	\$3,071.96	\$0.00	\$3,071.96	0.1261	60.99%
Natural Gas	721	CCF	\$467.07	\$0.00	\$467.07	0.6478	9.27%
Water	369	CCF	\$1,239.84	\$0.00	\$1,239.84	3.3600	24.62%
Sewer	99	CCF	\$257.91	\$0.00	\$257.91	2.6052	5.12%
Total Cost:			\$5,036.78	\$0.00	\$5,036.78		

For BURNET
ELEMENTARY



Filters: Cost Center Name Not Equal To DoNotReport; Billing Period Equal To 201204All Meter CodesAll Group Names

elpaso

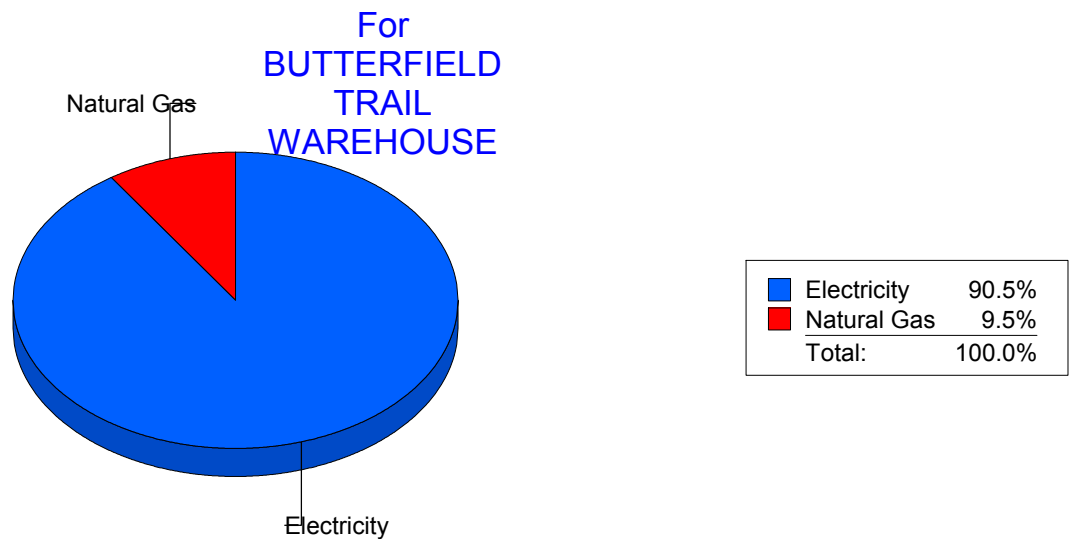
Energy CAP

Cost Avoidance Program

Cost Summary Graph

Grouped by Energy Type

Energy Type	Use	Units	Meter Cost	Special Charges	Total Cost	Avg Unit Cost	% of Total Cost
Site: BUTTERFIELDTRAILWAREHOUSE - BUTTERFIELD TRAIL WAREHOUSE							
Electricity	3,200	KWH	\$361.42	\$0.00	\$361.42	0.1129	90.46%
Natural Gas	1	CCF	\$38.12	\$0.00	\$38.12	38.1200	9.54%
Total Cost:			\$399.54	\$0.00	\$399.54		



Filters: Cost Center Name Not Equal To DoNotReport; Billing Period Equal To 201204All Meter CodesAll Group Names

elpaso

Energy CAP

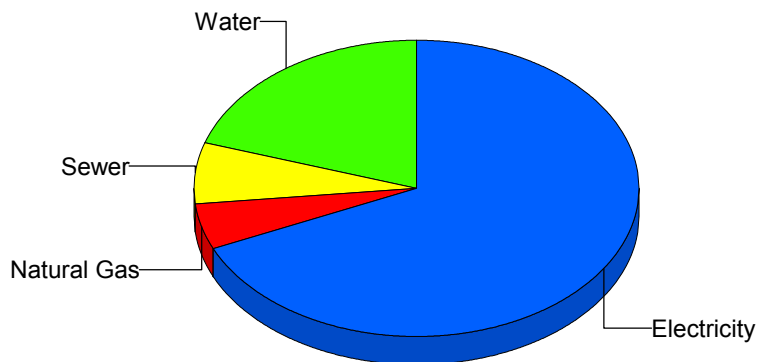
Cost Avoidance Program

Cost Summary Graph

Grouped by Energy Type

Energy Type	Use	Units	Meter Cost	Special Charges	Total Cost	Avg Unit Cost	% of Total Cost
Site: CANYON HILLS MIDDLE - CANYON HILLS MIDDLE							
Electricity	67,122	KWH	\$7,274.84	\$0.00	\$7,274.84	0.1084	68.24%
Natural Gas	964	CCF	\$554.86	\$0.00	\$554.86	0.5756	5.20%
Water	651	CCF	\$2,129.73	\$0.00	\$2,129.73	3.2715	19.98%
Sewer	202	CCF	\$701.24	\$0.00	\$701.24	3.4715	6.58%
Total Cost:			\$10,660.67	\$0.00	\$10,660.67		

For CANYON
HILLS MIDDLE



Electricity	68.2%
Natural Gas	5.2%
Sewer	6.6%
Water	20.0%
Total:	100.0%

Filters: Cost Center Name Not Equal To DoNotReport; Billing Period Equal To 201204All Meter CodesAll Group Names

elpaso

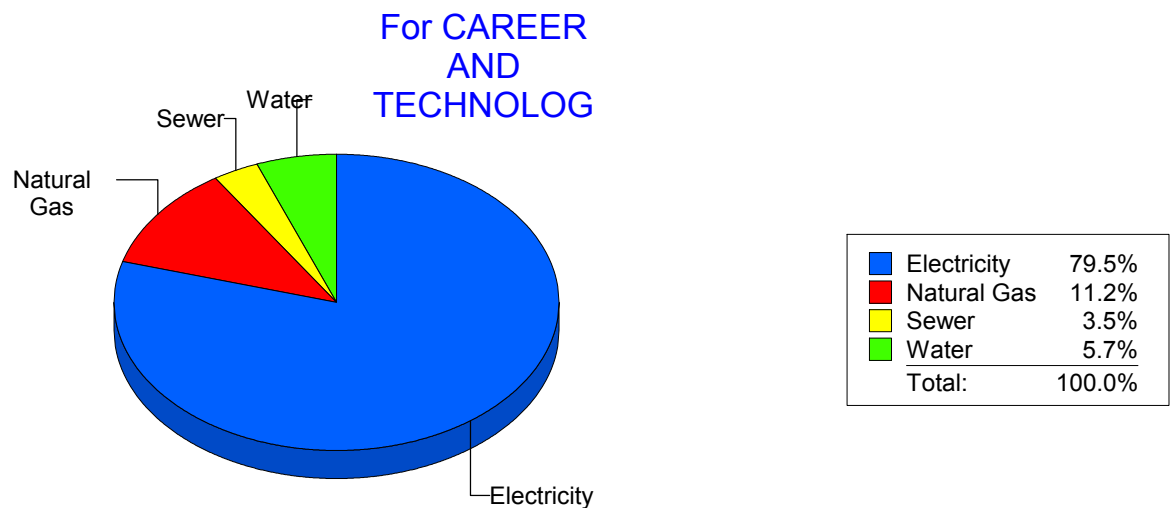
Energy CAP

Cost Avoidance Program

Cost Summary Graph

Grouped by Energy Type

Energy Type	Use	Units	Meter Cost	Special Charges	Total Cost	Avg Unit Cost	% of Total Cost
Site: CAREER AND TECHNOLOG - CAREER AND TECHNOLOG							
Electricity	97,557	KWH	\$10,011.47	\$0.00	\$10,011.47	0.1026	79.51%
Natural Gas	2,721	CCF	\$1,416.56	\$0.00	\$1,416.56	0.5206	11.25%
Water	278	CCF	\$719.77	\$0.00	\$719.77	2.5891	5.72%
Sewer	192	CCF	\$444.22	\$0.00	\$444.22	2.3136	3.53%
Total Cost:			\$12,592.02	\$0.00	\$12,592.02		



Filters: Cost Center Name Not Equal To DoNotReport; Billing Period Equal To 201204All Meter CodesAll Group Names

elpaso

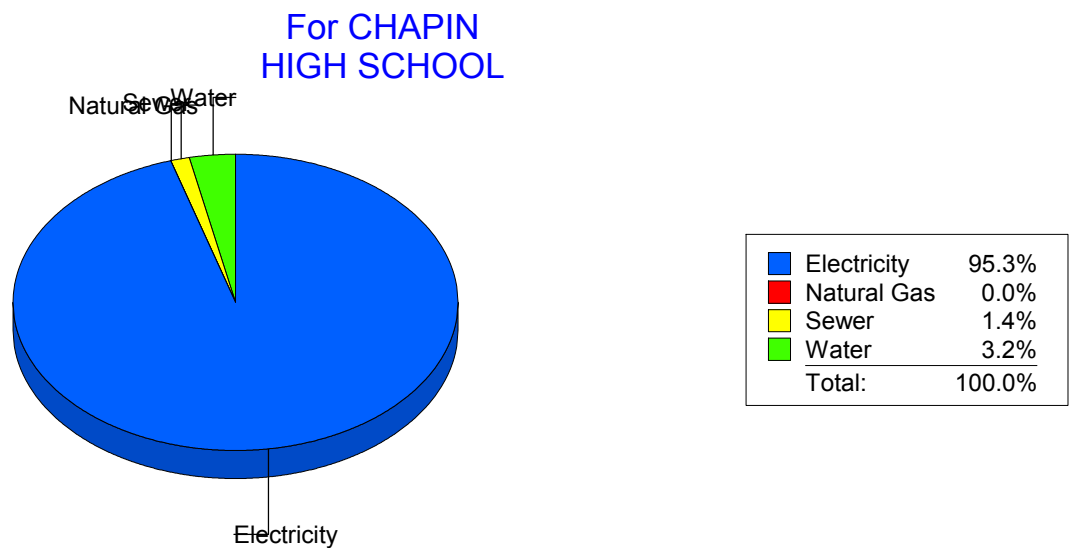
Energy CAP

Cost Avoidance Program

Cost Summary Graph

Grouped by Energy Type

Energy Type	Use	Units	Meter Cost	Special Charges	Total Cost	Avg Unit Cost	% of Total Cost
Site: CHAPIN HIGH SCHOOL - CHAPIN HIGH SCHOOL							
Electricity	245,961	KWH	\$23,206.27	\$0.00	\$23,206.27	0.0943	95.32%
Natural Gas	3	CCF	\$2.07	\$0.00	\$2.07	0.6900	0.01%
Water	829	CCF	\$785.98	\$0.00	\$785.98	0.9481	3.23%
Sewer	194	CCF	\$351.21	\$0.00	\$351.21	1.8104	1.44%
Total Cost:			\$24,345.53	\$0.00	\$24,345.53		



Filters: Cost Center Name Not Equal To DoNotReport; Billing Period Equal To 201204All Meter CodesAll Group Names

elpaso

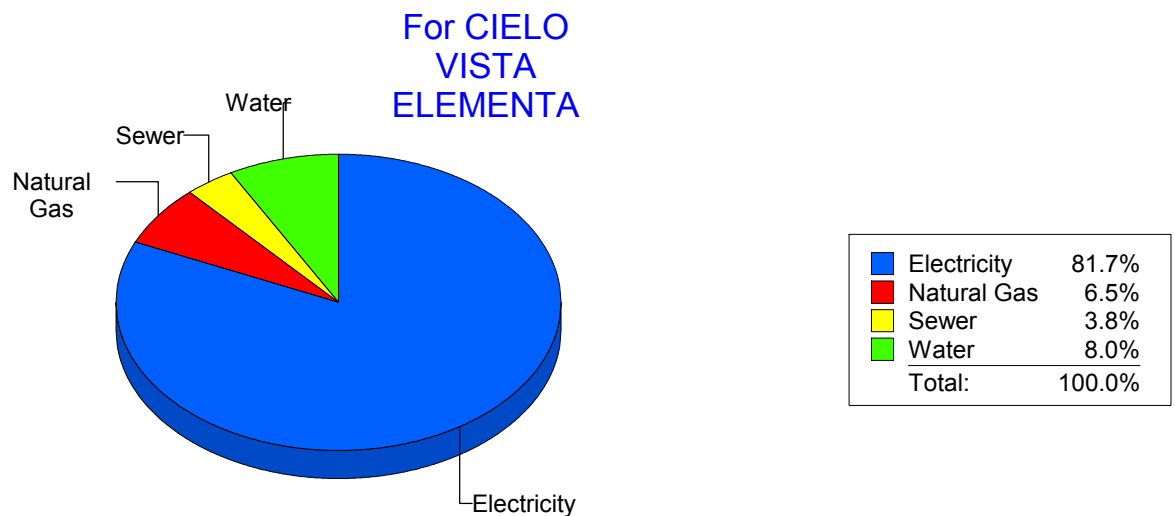
Energy CAP

Cost Avoidance Program

Cost Summary Graph

Grouped by Energy Type

Energy Type	Use	Units	Meter Cost	Special Charges	Total Cost	Avg Unit Cost	% of Total Cost
Site: CIELO VISTA ELEMENTA - CIELO VISTA ELEMENTA							
Electricity	44,520	KWH	\$5,567.36	\$0.00	\$5,567.36	0.1251	81.72%
Natural Gas	738	CCF	\$441.55	\$0.00	\$441.55	0.5983	6.48%
Water	202	CCF	\$548.19	\$0.00	\$548.19	2.7138	8.05%
Sewer	87	CCF	\$255.71	\$0.00	\$255.71	2.9392	3.75%
Total Cost:			\$6,812.81	\$0.00	\$6,812.81		



Filters: Cost Center Name Not Equal To DoNotReport; Billing Period Equal To 201204All Meter CodesAll Group Names

el Paso

Energy CAP

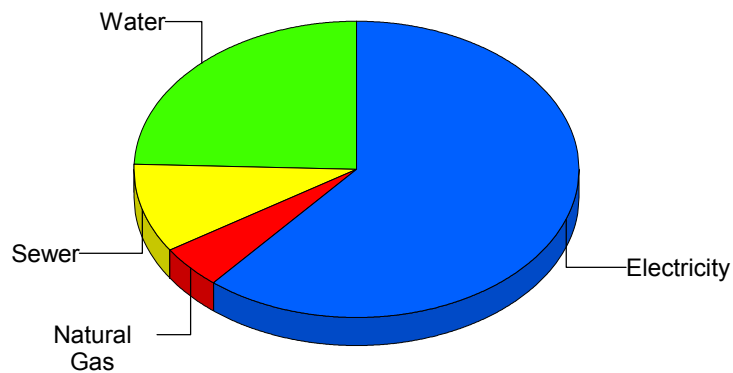
Cost Avoidance Program

Cost Summary Graph

Grouped by Energy Type

Energy Type	Use	Units	Meter Cost	Special Charges	Total Cost	Avg Unit Cost	% of Total Cost
Site: CLARDY ELEMENTARY SC - CLARDY ELEMENTARY SC							
Electricity	29,341	KWH	\$3,357.80	\$0.00	\$3,357.80	0.1144	61.03%
Natural Gas	383	CCF	\$262.27	\$0.00	\$262.27	0.6848	4.77%
Water	569	CCF	\$1,348.79	\$0.00	\$1,348.79	2.3705	24.51%
Sewer	250	CCF	\$533.35	\$0.00	\$533.35	2.1334	9.69%
Total Cost:			\$5,502.21	\$0.00	\$5,502.21		

For CLARDY
ELEMENTARY
SC



Electricity	61.0%
Natural Gas	4.8%
Sewer	9.7%
Water	24.5%
Total:	100.0%

Filters: Cost Center Name Not Equal To DoNotReport; Billing Period Equal To 201204All Meter CodesAll Group Names

elpaso

Energy CAP

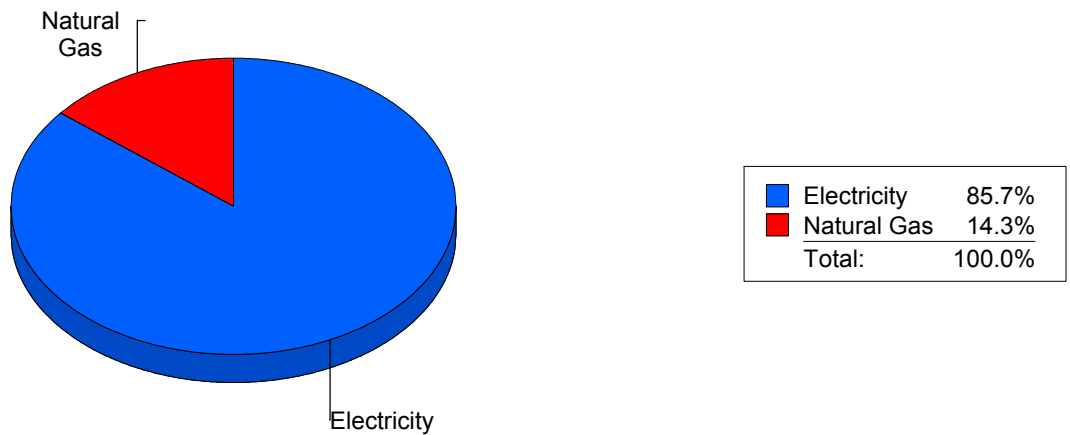
Cost Avoidance Program

Cost Summary Graph

Grouped by Energy Type

Energy Type	Use	Units	Meter Cost	Special Charges	Total Cost	Avg Unit Cost	% of Total Cost
Site: CLENDININ - CLENDININ							
Electricity	57,000	KWH	\$6,424.03	\$0.00	\$6,424.03	0.1127	85.75%
Natural Gas	2,033	CCF	\$1,067.56	\$0.00	\$1,067.56	0.5251	14.25%
Total Cost:			\$7,491.59	\$0.00	\$7,491.59		

For CLENDININ



Filters: Cost Center Name Not Equal To DoNotReport; Billing Period Equal To 201204All Meter CodesAll Group Names

elpaso

Energy CAP

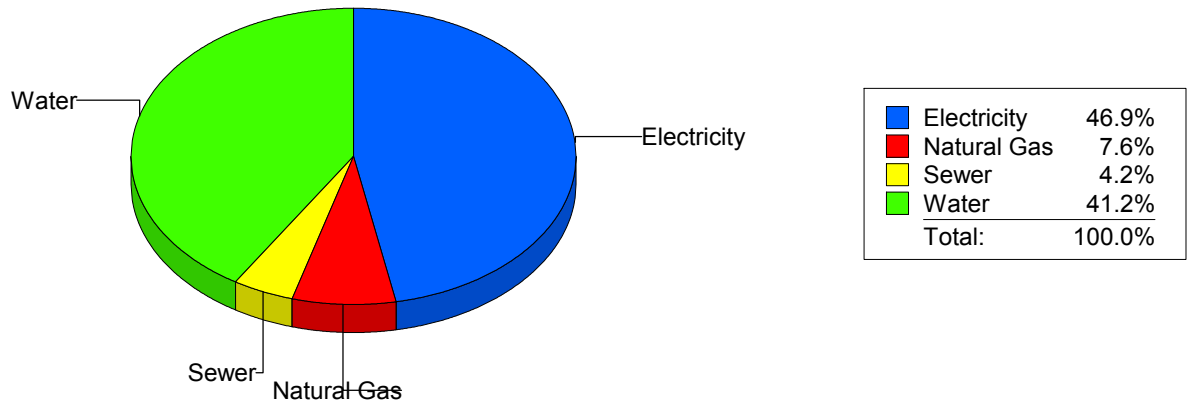
Cost Avoidance Program

Cost Summary Graph

Grouped by Energy Type

Energy Type	Use	Units	Meter Cost	Special Charges	Total Cost	Avg Unit Cost	% of Total Cost
Site: COLDWELL INTERMEDIAT - COLDWELL INTERMEDIAT							
Electricity	30,175	KWH	\$3,260.58	\$0.00	\$3,260.58	0.1081	46.94%
Natural Gas	826	CCF	\$530.70	\$0.00	\$530.70	0.6425	7.64%
Water	635	CCF	\$2,862.51	\$0.00	\$2,862.51	4.5079	41.21%
Sewer	86	CCF	\$291.84	\$0.00	\$291.84	3.3935	4.20%
Total Cost:			\$6,945.63	\$0.00	\$6,945.63		

For
COLDWELL
INTERMEDIAT



Filters: Cost Center Name Not Equal To DoNotReport; Billing Period Equal To 201204All Meter CodesAll Group Names

elpaso

Energy CAP

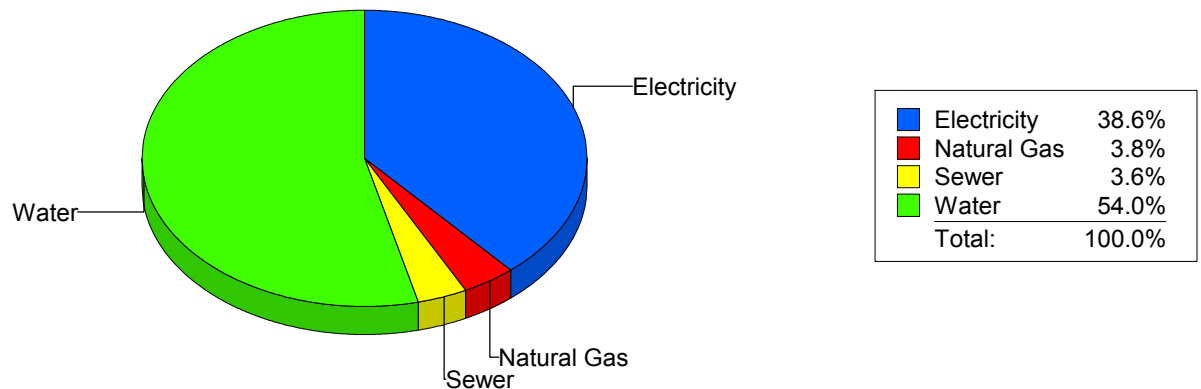
Cost Avoidance Program

Cost Summary Graph

Grouped by Energy Type

Energy Type	Use	Units	Meter Cost	Special Charges	Total Cost	Avg Unit Cost	% of Total Cost
Site: COLLINS ELEMENTARY - COLLINS ELEMENTARY							
Electricity	45,939	KWH	\$4,682.74	\$0.00	\$4,682.74	0.1019	38.63%
Natural Gas	769	CCF	\$455.72	\$0.00	\$455.72	0.5926	3.76%
Water	1,582	CCF	\$6,542.85	\$0.00	\$6,542.85	4.1358	53.98%
Sewer	228	CCF	\$440.42	\$0.00	\$440.42	1.9317	3.63%
Total Cost:			\$12,121.73	\$0.00	\$12,121.73		

For COLLINS
ELEMENTARY



Filters: Cost Center Name Not Equal To DoNotReport; Billing Period Equal To 201204All Meter CodesAll Group Names

elpaso

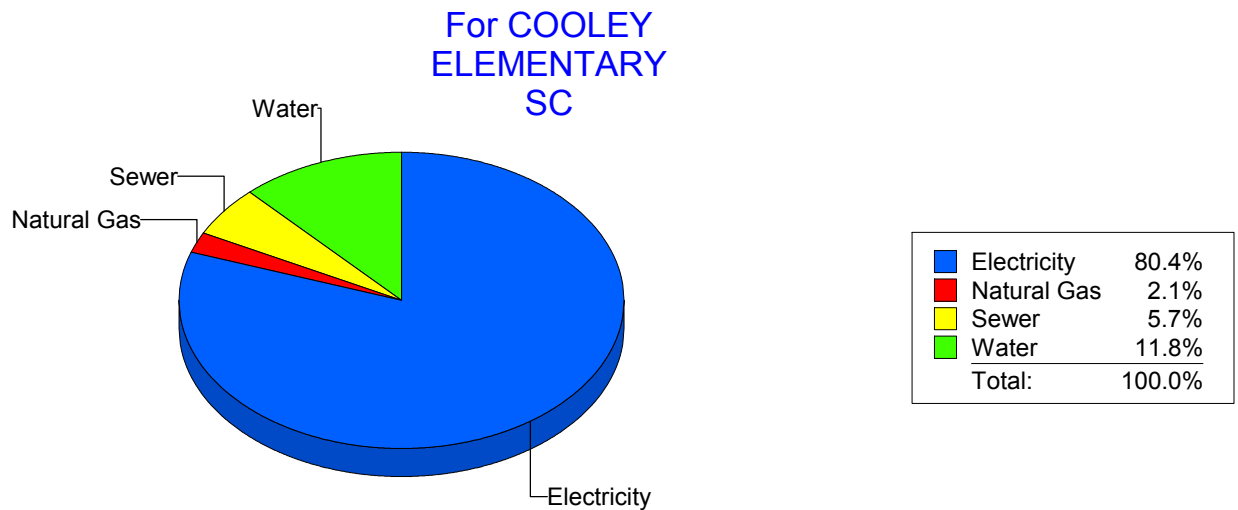
Energy CAP

Cost Avoidance Program

Cost Summary Graph

Grouped by Energy Type

Energy Type	Use	Units	Meter Cost	Special Charges	Total Cost	Avg Unit Cost	% of Total Cost
Site: COOLEY ELEMENTARY SC - COOLEY ELEMENTARY SC							
Electricity	80,000	KWH	\$8,140.49	\$0.00	\$8,140.49	0.1018	80.37%
Natural Gas	275	CCF	\$208.90	\$0.00	\$208.90	0.7596	2.06%
Water	312	CCF	\$1,197.31	\$0.00	\$1,197.31	3.8375	11.82%
Sewer	150	CCF	\$581.53	\$0.00	\$581.53	3.8769	5.74%
Total Cost:			\$10,128.23	\$0.00	\$10,128.23		



Filters: Cost Center Name Not Equal To DoNotReport; Billing Period Equal To 201204All Meter CodesAll Group Names

elpaso

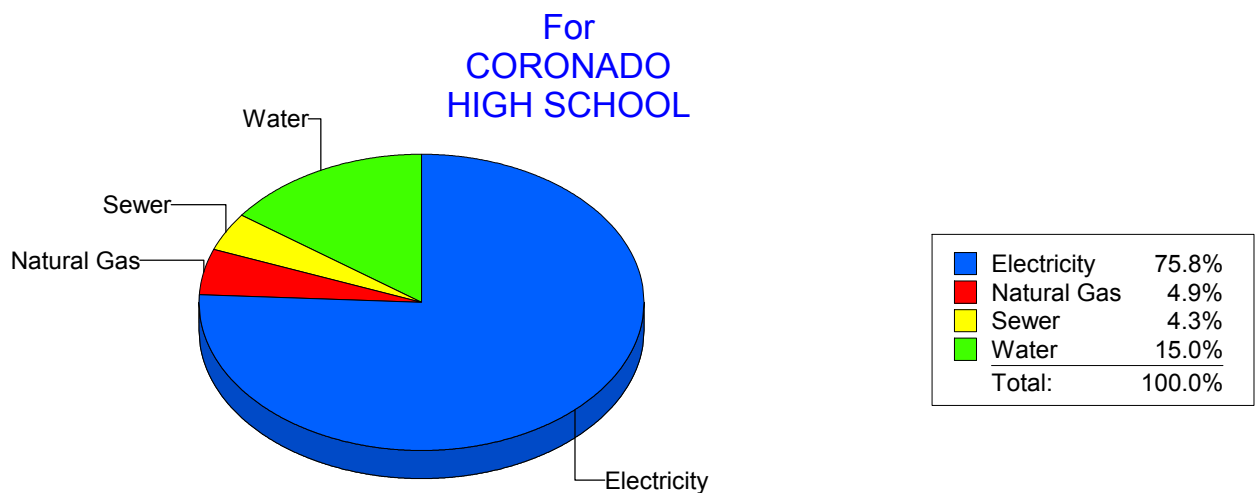
Energy CAP

Cost Avoidance Program

Cost Summary Graph

Grouped by Energy Type

Energy Type	Use	Units	Meter Cost	Special Charges	Total Cost	Avg Unit Cost	% of Total Cost
Site: CORONADO HIGH SCHOOL - CORONADO HIGH SCHOOL							
Electricity	244,488	KWH	\$26,376.17	\$0.00	\$26,376.17	0.1079	75.84%
Natural Gas	3,139	CCF	\$1,697.97	\$0.00	\$1,697.97	0.5409	4.88%
Water	3,576	CCF	\$5,210.96	\$0.00	\$5,210.96	1.4572	14.98%
Sewer	909	CCF	\$1,494.03	\$0.00	\$1,494.03	1.6436	4.30%
Total Cost:			\$34,779.13	\$0.00	\$34,779.13		



Filters: Cost Center Name Not Equal To DoNotReport; Billing Period Equal To 201204All Meter CodesAll Group Names

el Paso

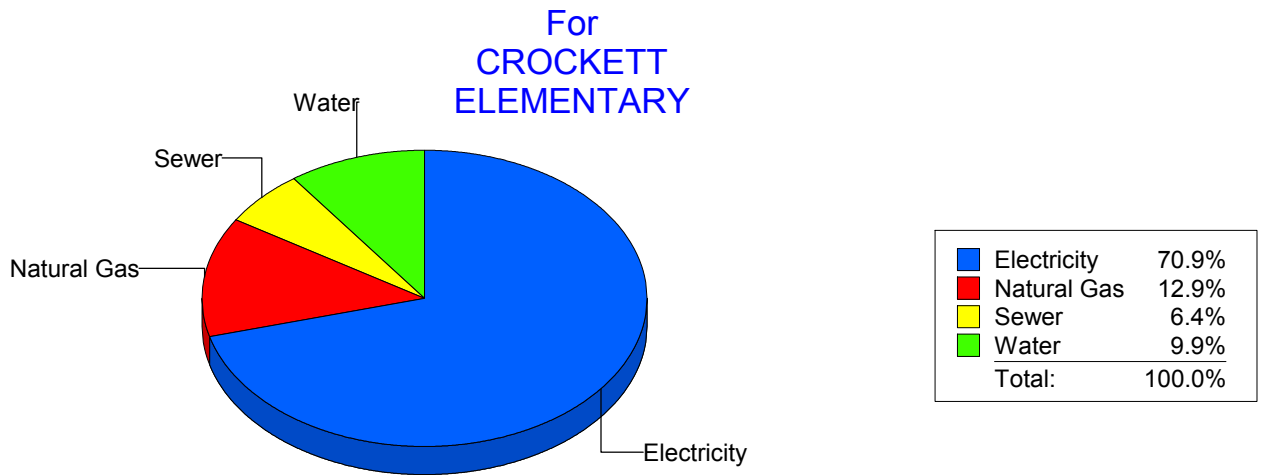
Energy CAP

Cost Avoidance Program

Cost Summary Graph

Grouped by Energy Type

Energy Type	Use	Units	Meter Cost	Special Charges	Total Cost	Avg Unit Cost	% of Total Cost
Site: CROCKETT - CROCKETT ELEMENTARY							
Electricity	29,400	KWH	\$3,294.44	\$0.00	\$3,294.44	0.1121	70.89%
Natural Gas	1,107	CCF	\$597.83	\$0.00	\$597.83	0.5400	12.86%
Water	187	CCF	\$459.27	\$0.00	\$459.27	2.4560	9.88%
Sewer	128	CCF	\$295.90	\$0.00	\$295.90	2.3117	6.37%
Total Cost:			\$4,647.44	\$0.00	\$4,647.44		



Filters: Cost Center Name Not Equal To DoNotReport; Billing Period Equal To 201204All Meter CodesAll Group Names

el Paso

Energy CAP

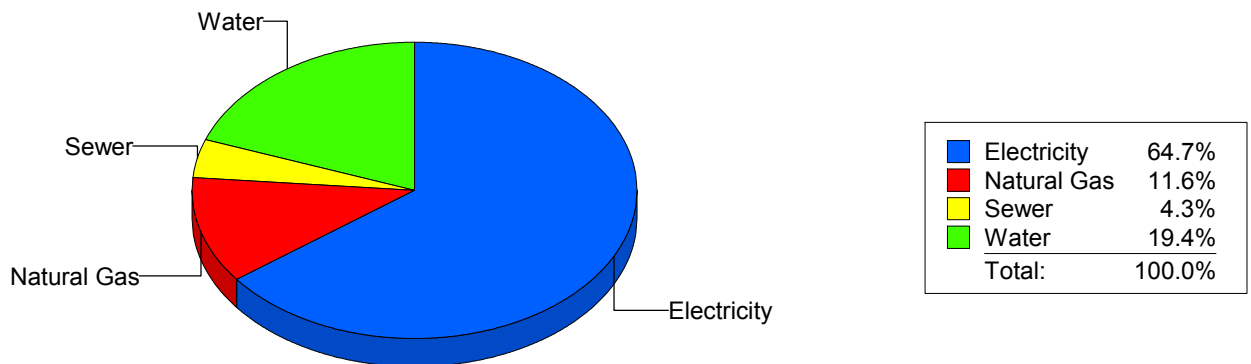
Cost Avoidance Program

Cost Summary Graph

Grouped by Energy Type

Energy Type	Use	Units	Meter Cost	Special Charges	Total Cost	Avg Unit Cost	% of Total Cost
Site: CROSBY ELEMENTARY - CROSBY ELEMENTARY							
Electricity	35,308	KWH	\$3,705.33	\$0.00	\$3,705.33	0.1049	64.70%
Natural Gas	1,166	CCF	\$665.47	\$0.00	\$665.47	0.5707	11.62%
Water	335	CCF	\$1,110.05	\$0.00	\$1,110.05	3.3136	19.38%
Sewer	90	CCF	\$246.12	\$0.00	\$246.12	2.7347	4.30%
Total Cost:			\$5,726.97	\$0.00	\$5,726.97		

For CROSBY
ELEMENTARY



Filters: Cost Center Name Not Equal To DoNotReport; Billing Period Equal To 201204All Meter CodesAll Group Names

elpaso

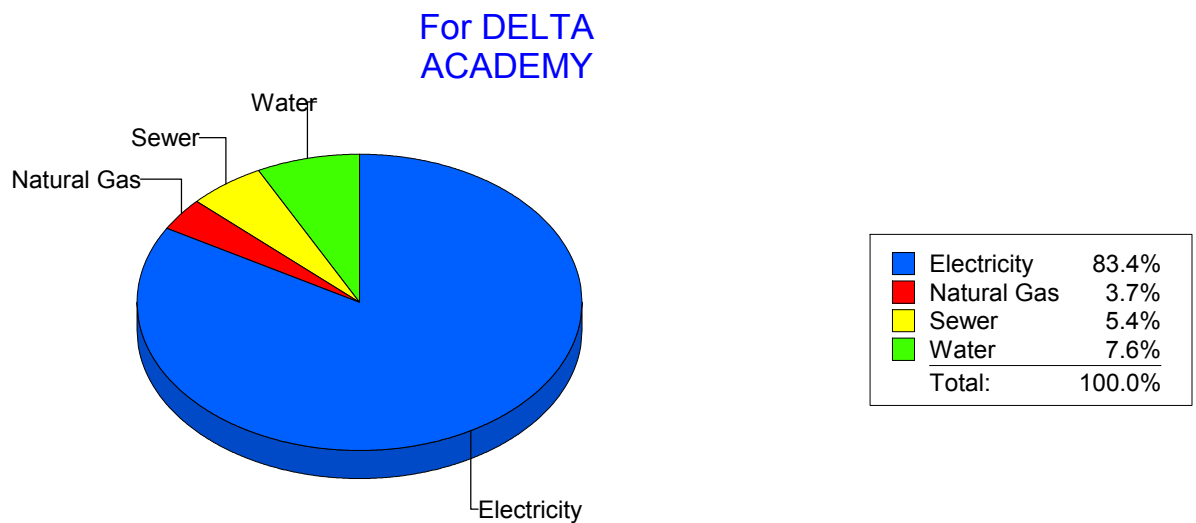
Energy CAP

Cost Avoidance Program

Cost Summary Graph

Grouped by Energy Type

Energy Type	Use	Units	Meter Cost	Special Charges	Total Cost	Avg Unit Cost	% of Total Cost
Site: DELTA ACADEMY - DELTA ACADEMY							
Electricity	5,843	KWH	\$474.42	\$0.00	\$474.42	0.0812	83.37%
Natural Gas	43	CCF	\$20.80	\$0.00	\$20.80	0.4837	3.66%
Water	14	CCF	\$42.97	\$0.00	\$42.97	3.0693	7.55%
Sewer	10	CCF	\$30.85	\$0.00	\$30.85	3.0850	5.42%
Total Cost:			\$569.04	\$0.00	\$569.04		



Filters: Cost Center Name Not Equal To DoNotReport; Billing Period Equal To 201204All Meter CodesAll Group Names

elpaso

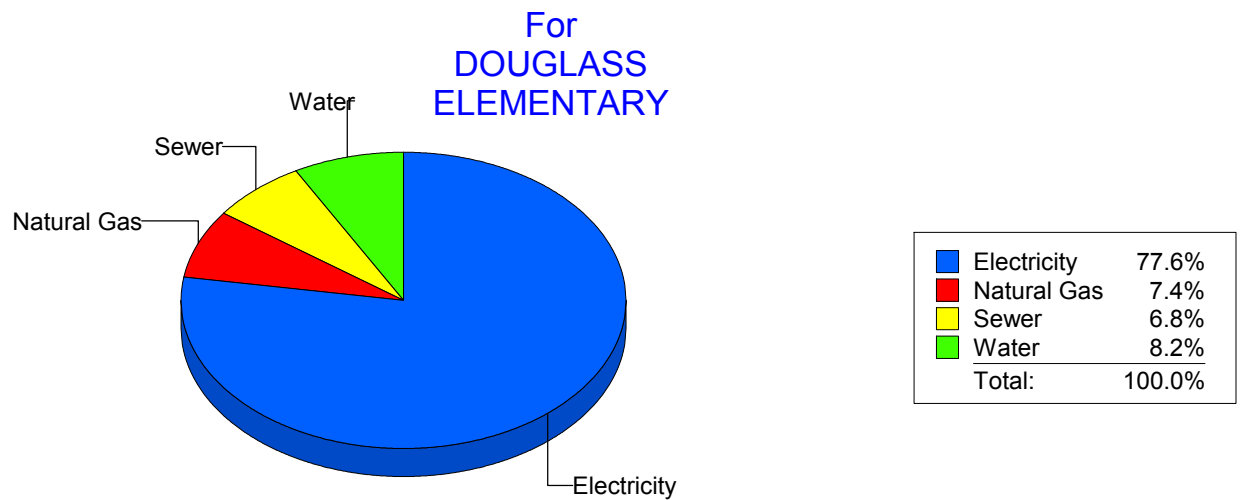
Energy CAP

Cost Avoidance Program

Cost Summary Graph

Grouped by Energy Type

Energy Type	Use	Units	Meter Cost	Special Charges	Total Cost	Avg Unit Cost	% of Total Cost
Site: DOUGLASS ELEMENTARY - DOUGLASS ELEMENTARY							
Electricity	35,194	KWH	\$3,780.91	\$0.00	\$3,780.91	0.1074	77.61%
Natural Gas	568	CCF	\$360.38	\$0.00	\$360.38	0.6345	7.40%
Water	164	CCF	\$397.99	\$0.00	\$397.99	2.4268	8.17%
Sewer	119	CCF	\$332.71	\$0.00	\$332.71	2.7959	6.83%
Total Cost:			\$4,871.99	\$0.00	\$4,871.99		



Filters: Cost Center Name Not Equal To DoNotReport; Billing Period Equal To 201204All Meter CodesAll Group Names

elpaso

Energy CAP

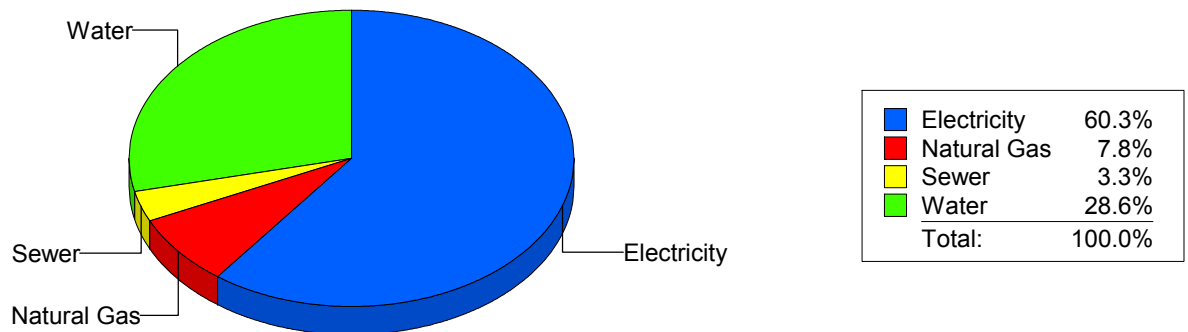
Cost Avoidance Program

Cost Summary Graph

Grouped by Energy Type

Energy Type	Use	Units	Meter Cost	Special Charges	Total Cost	Avg Unit Cost	% of Total Cost
Site: DOWELL ELEMENTARY - DOWELL ELEMENTARY							
Electricity	23,317	KWH	\$2,612.51	\$0.00	\$2,612.51	0.1120	60.35%
Natural Gas	592	CCF	\$336.57	\$0.00	\$336.57	0.5685	7.77%
Water	560	CCF	\$1,238.68	\$0.00	\$1,238.68	2.2119	28.61%
Sewer	69	CCF	\$141.35	\$0.00	\$141.35	2.0486	3.27%
Total Cost:			\$4,329.11	\$0.00	\$4,329.11		

For DOWELL
ELEMENTARY



Filters: Cost Center Name Not Equal To DoNotReport; Billing Period Equal To 201204All Meter CodesAll Group Names

elpaso

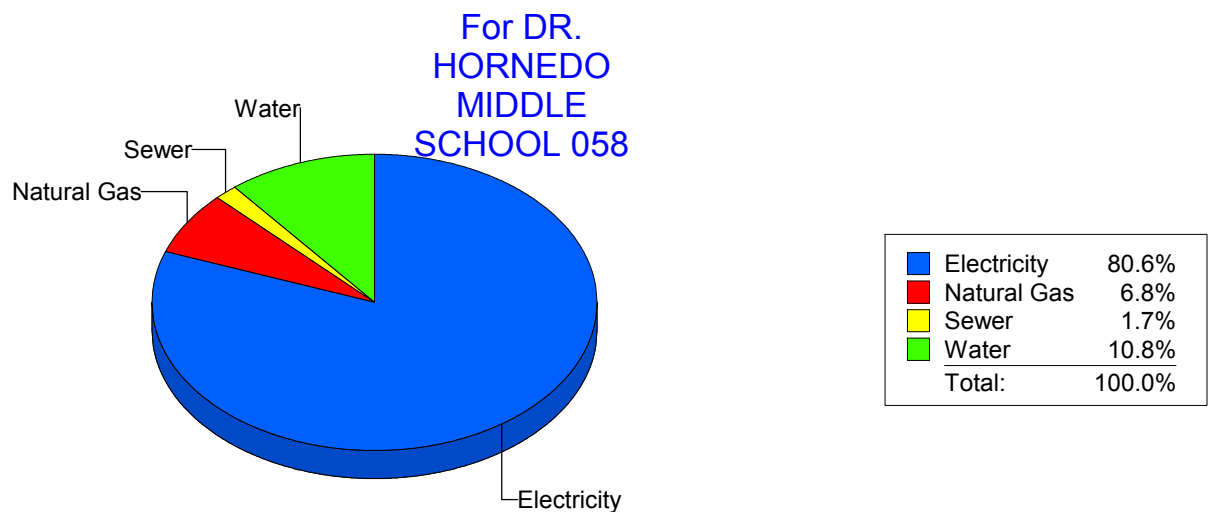
Energy CAP

Cost Avoidance Program

Cost Summary Graph

Grouped by Energy Type

Energy Type	Use	Units	Meter Cost	Special Charges	Total Cost	Avg Unit Cost	% of Total Cost
Site: DRHORNEDOMIDDLESCHOOL - DR. HORNEDO MIDDLE SCHOOL 058							
Electricity	106,000	KWH	\$15,323.82	\$0.00	\$15,323.82	0.1446	80.64%
Natural Gas	2,480	CCF	\$1,294.31	\$0.00	\$1,294.31	0.5219	6.81%
Water	580	CCF	\$2,059.90	\$0.00	\$2,059.90	3.5516	10.84%
Sewer	81	CCF	\$324.42	\$0.00	\$324.42	4.0052	1.71%
Total Cost:			\$19,002.45	\$0.00	\$19,002.45		



Filters: Cost Center Name Not Equal To DoNotReport; Billing Period Equal To 201204All Meter CodesAll Group Names

elpaso

Energy CAP

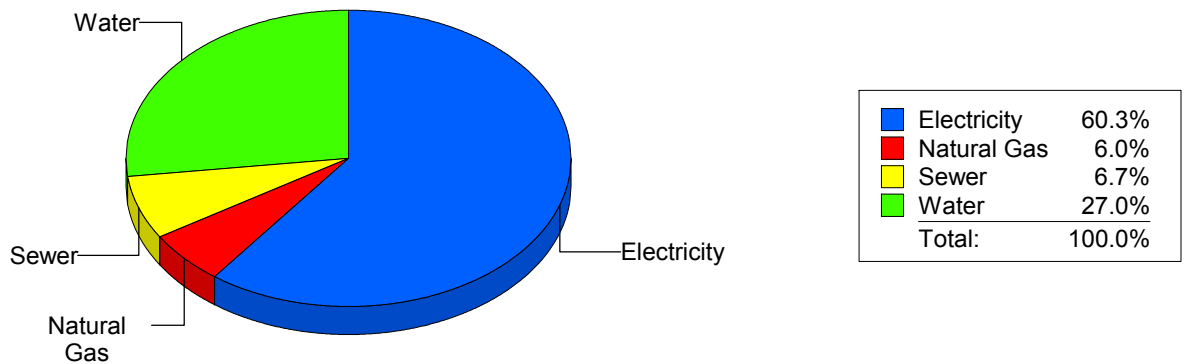
Cost Avoidance Program

Cost Summary Graph

Grouped by Energy Type

Energy Type	Use	Units	Meter Cost	Special Charges	Total Cost	Avg Unit Cost	% of Total Cost
Site: DR. L.A. NIXON ELEME - DR. L.A. NIXON ELEME							
Electricity	43,500	KWH	\$4,977.91	\$0.00	\$4,977.91	0.1144	60.26%
Natural Gas	824	CCF	\$491.99	\$0.00	\$491.99	0.5971	5.96%
Water	740	CCF	\$2,234.01	\$0.00	\$2,234.01	3.0189	27.04%
Sewer	229	CCF	\$556.80	\$0.00	\$556.80	2.4314	6.74%
Total Cost:			\$8,260.71	\$0.00	\$8,260.71		

For DR. L.A.
NIXON ELEME



Filters: Cost Center Name Not Equal To DoNotReport; Billing Period Equal To 201204All Meter CodesAll Group Names

elpaso

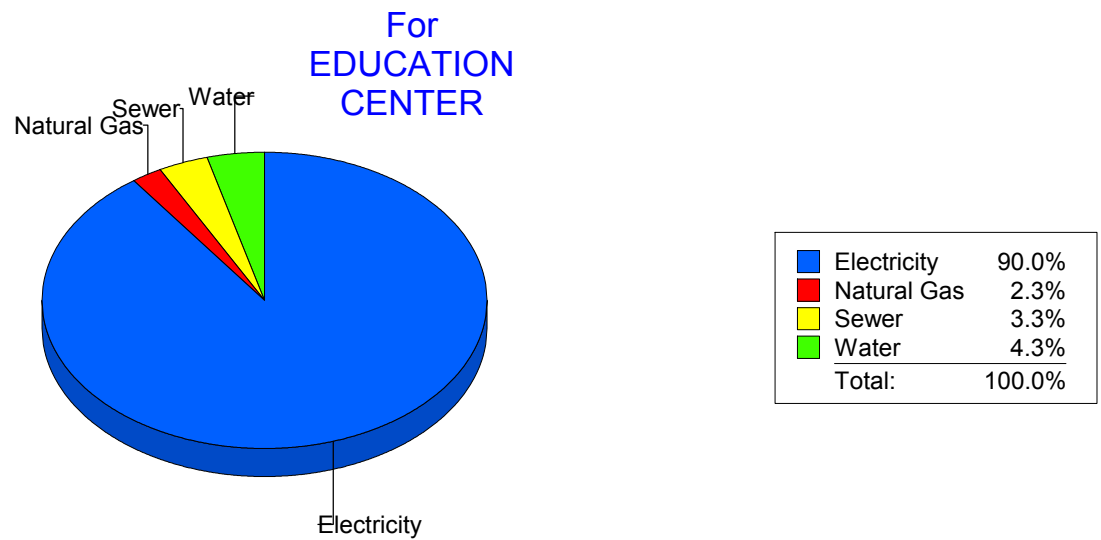
Energy CAP

Cost Avoidance Program

Cost Summary Graph

Grouped by Energy Type

Energy Type	Use	Units	Meter Cost	Special Charges	Total Cost	Avg Unit Cost	% of Total Cost
Site: EDUCATION CENTER - EDUCATION CENTER							
Electricity	276,327	KWH	\$25,365.78	\$0.00	\$25,365.78	0.0918	90.03%
Natural Gas	1,217	CCF	\$653.62	\$0.00	\$653.62	0.5371	2.32%
Water	517	CCF	\$1,212.51	\$0.00	\$1,212.51	2.3453	4.30%
Sewer	426	CCF	\$943.09	\$0.00	\$943.09	2.2138	3.35%
Total Cost:			\$28,175.00	\$0.00	\$28,175.00		



Filters: Cost Center Name Not Equal To DoNotReport; Billing Period Equal To 201204All Meter CodesAll Group Names

elpaso

Energy CAP

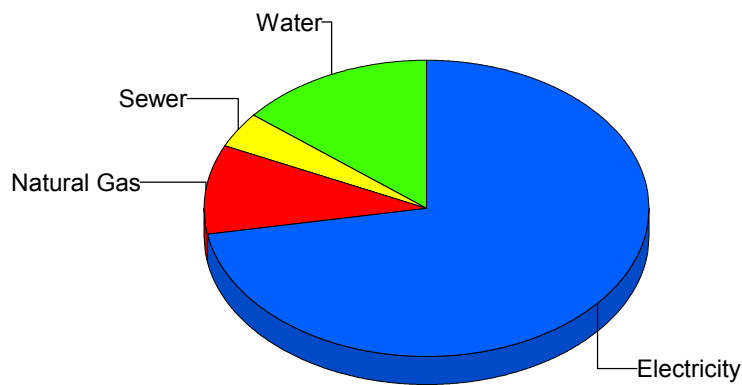
Cost Avoidance Program

Cost Summary Graph

Grouped by Energy Type

Energy Type	Use	Units	Meter Cost	Special Charges	Total Cost	Avg Unit Cost	% of Total Cost
Site: EL PASO HIGH SCHOOL - EL PASO HIGH SCHOOL							
Electricity	157,633	KWH	\$16,857.38	\$0.00	\$16,857.38	0.1069	72.14%
Natural Gas	4,107	CCF	\$2,287.51	\$0.00	\$2,287.51	0.5570	9.79%
Water	1,138	CCF	\$3,281.50	\$0.00	\$3,281.50	2.8836	14.04%
Sewer	395	CCF	\$941.61	\$0.00	\$941.61	2.3838	4.03%
Total Cost:			\$23,368.00	\$0.00	\$23,368.00		

For EL PASO
HIGH SCHOOL



Electricity	72.1%
Natural Gas	9.8%
Sewer	4.0%
Water	14.0%
Total:	100.0%

Filters: Cost Center Name Not Equal To DoNotReport; Billing Period Equal To 201204All Meter CodesAll Group Names

elpaso

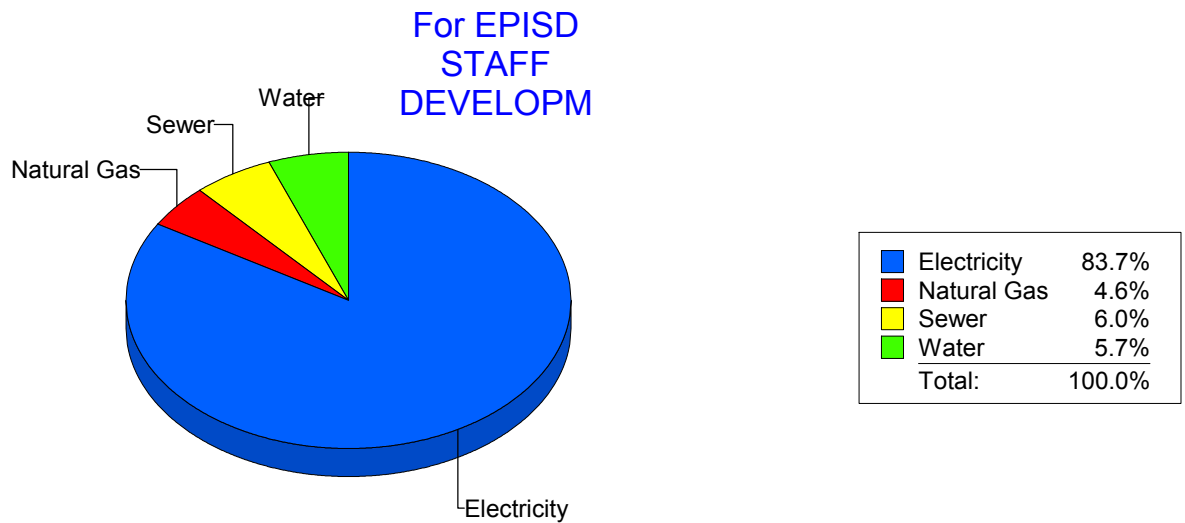
Energy CAP

Cost Avoidance Program

Cost Summary Graph

Grouped by Energy Type

Energy Type	Use	Units	Meter Cost	Special Charges	Total Cost	Avg Unit Cost	% of Total Cost
Site: EPISD STAFF DEVELOPM - EPISD STAFF DEVELOPM							
Electricity	13,560	KWH	\$1,469.48	\$0.00	\$1,469.48	0.1084	83.67%
Natural Gas	103	CCF	\$80.41	\$0.00	\$80.41	0.7807	4.58%
Water	23	CCF	\$100.33	\$0.00	\$100.33	4.3622	5.71%
Sewer	42	CCF	\$105.98	\$0.00	\$105.98	2.5233	6.03%
Total Cost:			\$1,756.20	\$0.00	\$1,756.20		



Filters: Cost Center Name Not Equal To DoNotReport; Billing Period Equal To 201204All Meter CodesAll Group Names

elpaso

Energy CAP

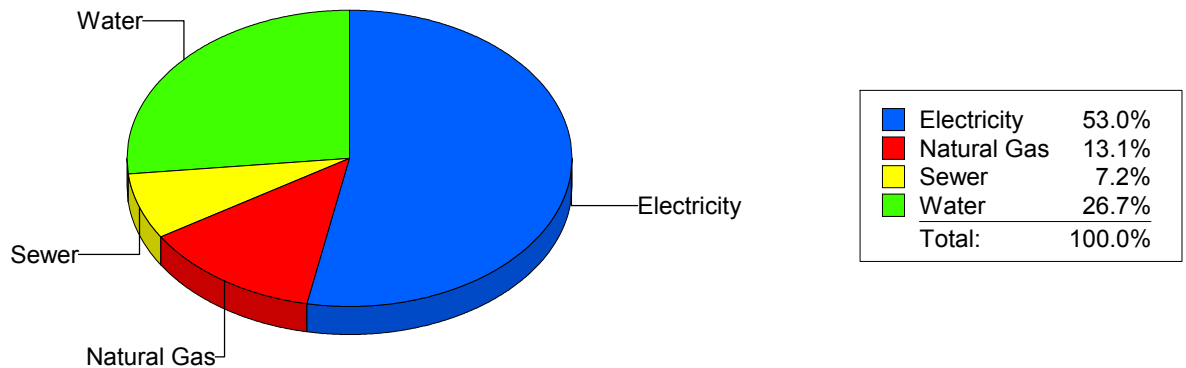
Cost Avoidance Program

Cost Summary Graph

Grouped by Energy Type

Energy Type	Use	Units	Meter Cost	Special Charges	Total Cost	Avg Unit Cost	% of Total Cost
Site: FANNIN ELEMENTARY - FANNIN ELEMENTARY							
Electricity	21,844	KWH	\$2,551.31	\$0.00	\$2,551.31	0.1168	52.96%
Natural Gas	1,037	CCF	\$630.79	\$0.00	\$630.79	0.6083	13.09%
Water	455	CCF	\$1,287.68	\$0.00	\$1,287.68	2.8301	26.73%
Sewer	108	CCF	\$347.33	\$0.00	\$347.33	3.2160	7.21%
Total Cost:			\$4,817.11	\$0.00	\$4,817.11		

For FANNIN
ELEMENTARY



Filters: Cost Center Name Not Equal To DoNotReport; Billing Period Equal To 201204All Meter CodesAll Group Names

elpaso

Energy CAP

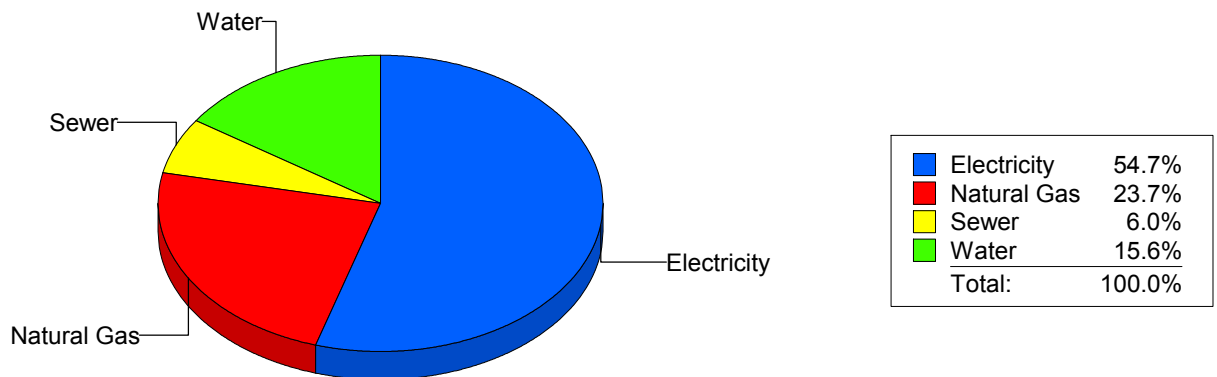
Cost Avoidance Program

Cost Summary Graph

Grouped by Energy Type

Energy Type	Use	Units	Meter Cost	Special Charges	Total Cost	Avg Unit Cost	% of Total Cost
Site: FINE ARTS/MULTIMEDIA - FINE ARTS/MULTIMEDIA							
Electricity	9,933	KWH	\$1,108.06	\$0.00	\$1,108.06	0.1116	54.75%
Natural Gas	875	CCF	\$480.14	\$0.00	\$480.14	0.5487	23.72%
Water	113	CCF	\$315.29	\$0.00	\$315.29	2.7902	15.58%
Sewer	43	CCF	\$120.44	\$0.00	\$120.44	2.8009	5.95%
Total Cost:			\$2,023.93	\$0.00	\$2,023.93		

For FINE
ARTS/MULTIMEDIA



Filters: Cost Center Name Not Equal To DoNotReport; Billing Period Equal To 201204All Meter CodesAll Group Names

elpaso

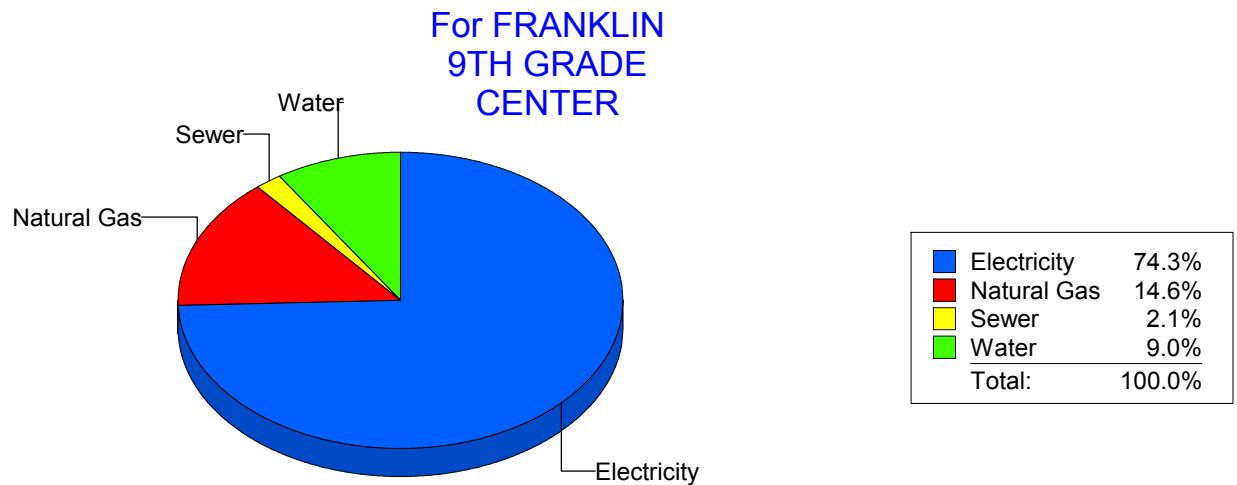
Energy CAP

Cost Avoidance Program

Cost Summary Graph

Grouped by Energy Type

Energy Type	Use	Units	Meter Cost	Special Charges	Total Cost	Avg Unit Cost	% of Total Cost
Site: FRANKLIN9THGRADECENTER - FRANKLIN 9TH GRADE CENTER							
Electricity	129,000	KWH	\$12,029.72	\$0.00	\$12,029.72	0.0933	74.34%
Natural Gas	4,605	CCF	\$2,355.88	\$0.00	\$2,355.88	0.5116	14.56%
Water	1,041	CCF	\$1,463.34	\$0.00	\$1,463.34	1.4057	9.04%
Sewer	87	CCF	\$332.28	\$0.00	\$332.28	3.8193	2.05%
Total Cost:			\$16,181.22	\$0.00	\$16,181.22		



Filters: Cost Center Name Not Equal To DoNotReport; Billing Period Equal To 201204All Meter CodesAll Group Names

elpaso

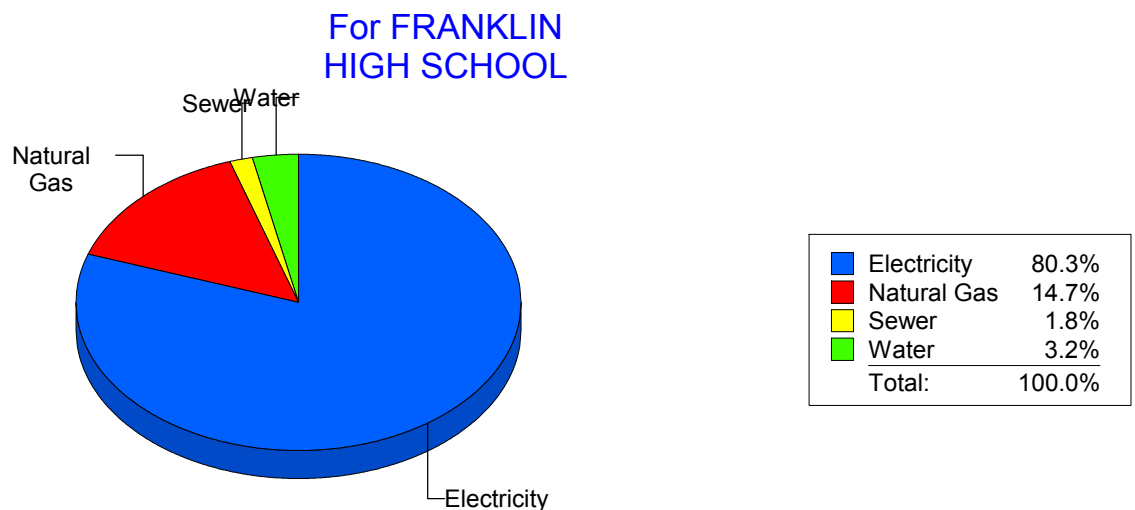
Energy CAP

Cost Avoidance Program

Cost Summary Graph

Grouped by Energy Type

Energy Type	Use	Units	Meter Cost	Special Charges	Total Cost	Avg Unit Cost	% of Total Cost
Site: FRANKLIN HIGH SCHOOL - FRANKLIN HIGH SCHOOL							
Electricity	324,049	KWH	\$29,073.32	\$0.00	\$29,073.32	0.0897	80.33%
Natural Gas	10,492	CCF	\$5,314.60	\$0.00	\$5,314.60	0.5065	14.68%
Water	571	CCF	\$1,167.93	\$0.00	\$1,167.93	2.0454	3.23%
Sewer	319	CCF	\$636.20	\$0.00	\$636.20	1.9944	1.76%
Total Cost:			\$36,192.05	\$0.00	\$36,192.05		



Filters: Cost Center Name Not Equal To DoNotReport; Billing Period Equal To 201204All Meter CodesAll Group Names

elpaso

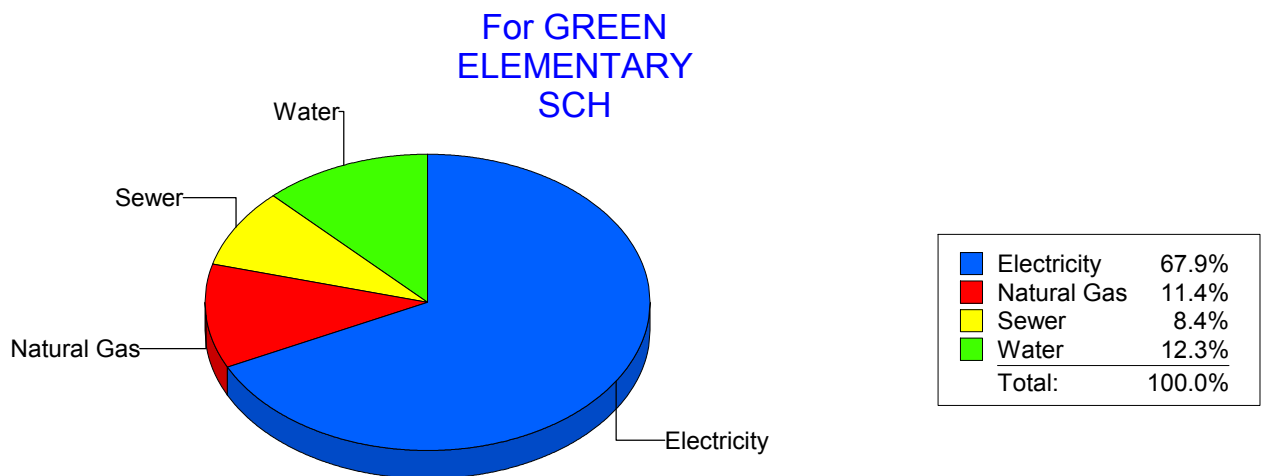
Energy CAP

Cost Avoidance Program

Cost Summary Graph

Grouped by Energy Type

Energy Type	Use	Units	Meter Cost	Special Charges	Total Cost	Avg Unit Cost	% of Total Cost
Site: GREEN ELEMENTARY SCH - GREEN ELEMENTARY SCH							
Electricity	30,300	KWH	\$3,227.18	\$0.00	\$3,227.18	0.1065	67.89%
Natural Gas	934	CCF	\$541.53	\$0.00	\$541.53	0.5798	11.39%
Water	166	CCF	\$584.77	\$0.00	\$584.77	3.5227	12.30%
Sewer	90	CCF	\$400.32	\$0.00	\$400.32	4.4480	8.42%
Total Cost:			\$4,753.80	\$0.00	\$4,753.80		



Filters: Cost Center Name Not Equal To DoNotReport; Billing Period Equal To 201204All Meter CodesAll Group Names

elpaso

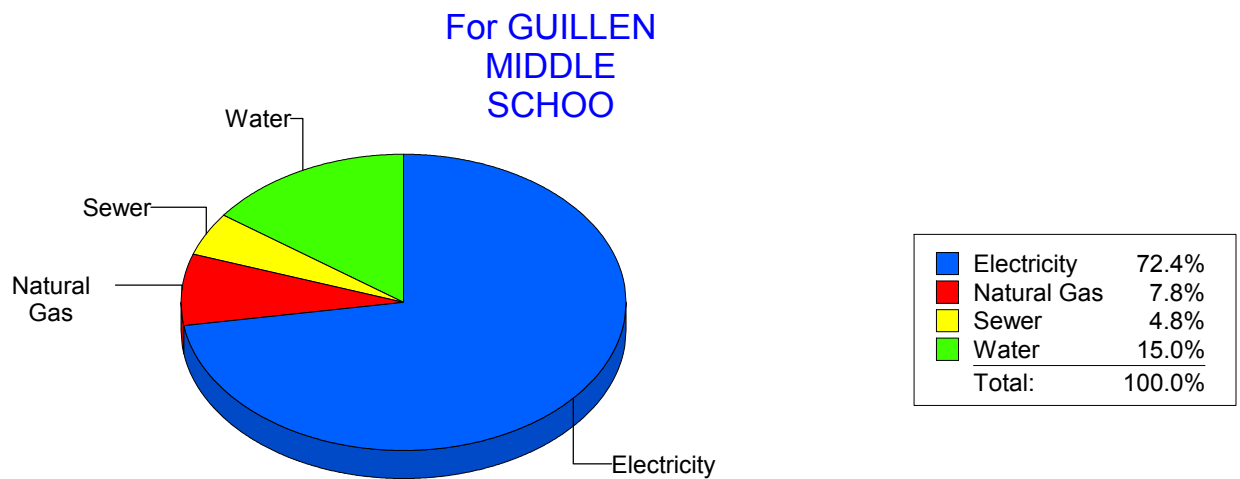
Energy CAP

Cost Avoidance Program

Cost Summary Graph

Grouped by Energy Type

Energy Type	Use	Units	Meter Cost	Special Charges	Total Cost	Avg Unit Cost	% of Total Cost
Site: GUILLEN MIDDLE SCHOO - GUILLEN MIDDLE SCHOO							
Electricity	85,815	KWH	\$8,036.47	\$0.00	\$8,036.47	0.0936	72.44%
Natural Gas	1,564	CCF	\$865.93	\$0.00	\$865.93	0.5537	7.81%
Water	779	CCF	\$1,659.91	\$0.00	\$1,659.91	2.1308	14.96%
Sewer	249	CCF	\$532.04	\$0.00	\$532.04	2.1367	4.80%
Total Cost:			\$11,094.35	\$0.00	\$11,094.35		



Filters: Cost Center Name Not Equal To DoNotReport; Billing Period Equal To 201204All Meter CodesAll Group Names

elpaso

Energy CAP

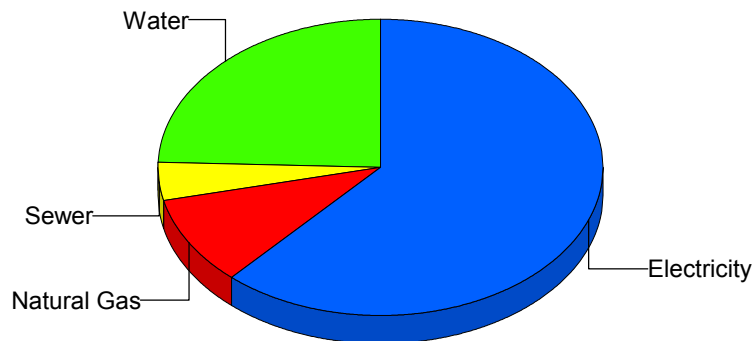
Cost Avoidance Program

Cost Summary Graph

Grouped by Energy Type

Energy Type	Use	Units	Meter Cost	Special Charges	Total Cost	Avg Unit Cost	% of Total Cost
Site: H.E. CHARLES MIDDLE - H.E. CHARLES MIDDLE							
Electricity	76,307	KWH	\$8,160.24	\$0.00	\$8,160.24	0.1069	61.61%
Natural Gas	2,434	CCF	\$1,302.28	\$0.00	\$1,302.28	0.5350	9.83%
Water	960	CCF	\$3,255.44	\$0.00	\$3,255.44	3.3911	24.58%
Sewer	236	CCF	\$527.47	\$0.00	\$527.47	2.2350	3.98%
Total Cost:			\$13,245.43	\$0.00	\$13,245.43		

For H.E.
CHARLES
MIDDLE



Electricity	61.6%
Natural Gas	9.8%
Sewer	4.0%
Water	24.6%
Total:	100.0%

Filters: Cost Center Name Not Equal To DoNotReport; Billing Period Equal To 201204All Meter CodesAll Group Names

elpaso

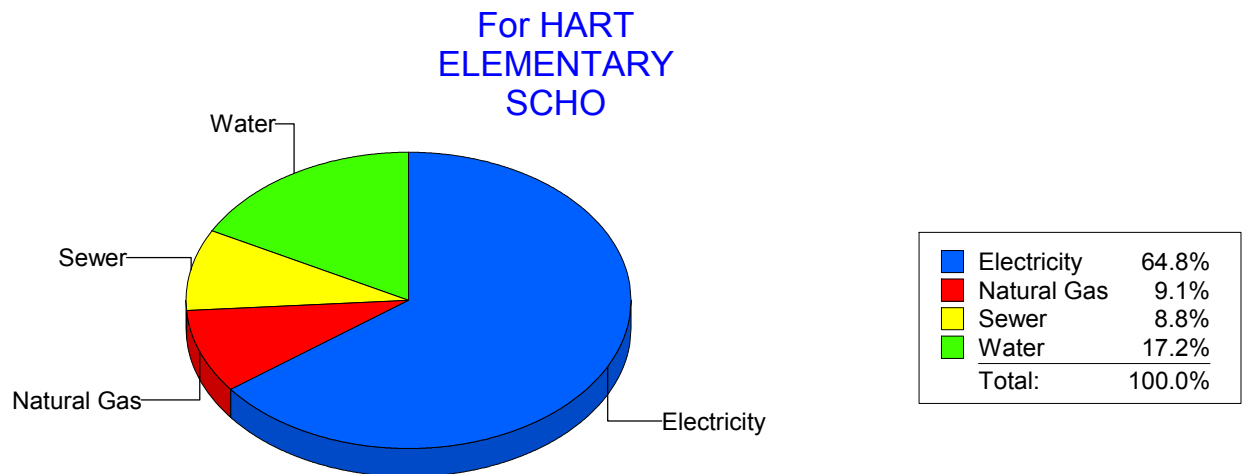
Energy CAP

Cost Avoidance Program

Cost Summary Graph

Grouped by Energy Type

Energy Type	Use	Units	Meter Cost	Special Charges	Total Cost	Avg Unit Cost	% of Total Cost
Site: HART ELEMENTARY SCHO - HART ELEMENTARY SCHO							
Electricity	23,556	KWH	\$2,546.70	\$0.00	\$2,546.70	0.1081	64.84%
Natural Gas	631	CCF	\$356.36	\$0.00	\$356.36	0.5648	9.07%
Water	292	CCF	\$677.55	\$0.00	\$677.55	2.3204	17.25%
Sewer	149	CCF	\$347.34	\$0.00	\$347.34	2.3311	8.84%
Total Cost:			\$3,927.95	\$0.00	\$3,927.95		



Filters: Cost Center Name Not Equal To DoNotReport; Billing Period Equal To 201204All Meter CodesAll Group Names

elpaso

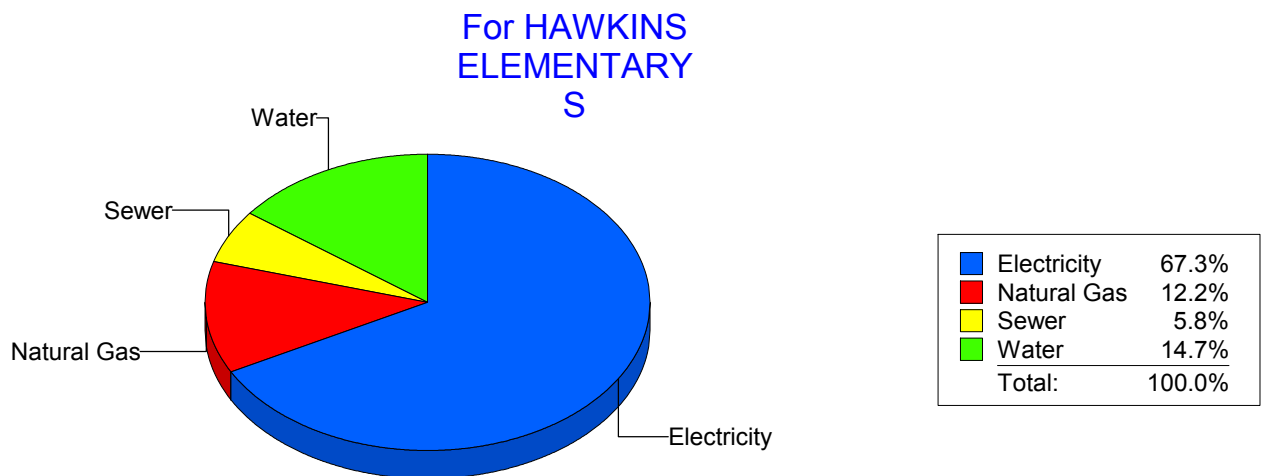
Energy CAP

Cost Avoidance Program

Cost Summary Graph

Grouped by Energy Type

Energy Type	Use	Units	Meter Cost	Special Charges	Total Cost	Avg Unit Cost	% of Total Cost
Site: HAWKINS ELEMENTARY S - HAWKINS ELEMENTARY S							
Electricity	23,768	KWH	\$2,344.55	\$0.00	\$2,344.55	0.0986	67.27%
Natural Gas	768	CCF	\$425.87	\$0.00	\$425.87	0.5545	12.22%
Water	142	CCF	\$513.27	\$0.00	\$513.27	3.6146	14.73%
Sewer	56	CCF	\$201.58	\$0.00	\$201.58	3.5996	5.78%
Total Cost:			\$3,485.27	\$0.00	\$3,485.27		



Filters: Cost Center Name Not Equal To DoNotReport; Billing Period Equal To 201204All Meter CodesAll Group Names

elpaso

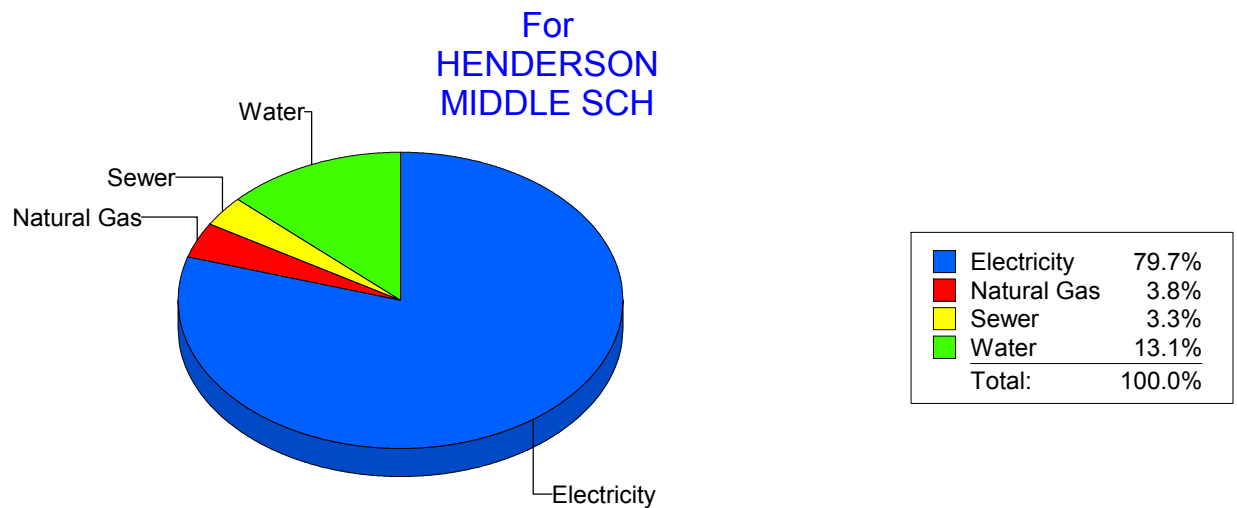
Energy CAP

Cost Avoidance Program

Cost Summary Graph

Grouped by Energy Type

Energy Type	Use	Units	Meter Cost	Special Charges	Total Cost	Avg Unit Cost	% of Total Cost
Site: HENDERSON MIDDLE SCH - HENDERSON MIDDLE SCH							
Electricity	52,412	KWH	\$5,626.87	\$0.00	\$5,626.87	0.1074	79.69%
Natural Gas	299	CCF	\$271.43	\$0.00	\$271.43	0.9078	3.84%
Water	401	CCF	\$926.63	\$0.00	\$926.63	2.3108	13.12%
Sewer	131	CCF	\$235.72	\$0.00	\$235.72	1.7994	3.34%
Total Cost:			\$7,060.65	\$0.00	\$7,060.65		



Filters: Cost Center Name Not Equal To DoNotReport; Billing Period Equal To 201204All Meter CodesAll Group Names

el Paso

Energy CAP

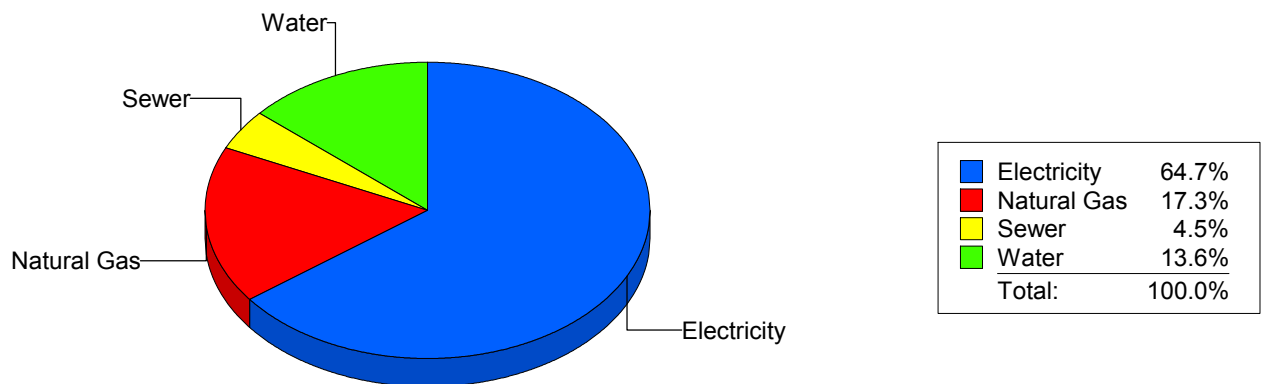
Cost Avoidance Program

Cost Summary Graph

Grouped by Energy Type

Energy Type	Use	Units	Meter Cost	Special Charges	Total Cost	Avg Unit Cost	% of Total Cost
Site: HERCULES COTTAGES - HERCULES COTTAGES							
Electricity	4,312	KWH	\$712.83	\$0.00	\$712.83	0.1653	64.65%
Natural Gas	4	CCF	\$190.19	\$0.00	\$190.19	47.5475	17.25%
Water	44	CCF	\$149.95	\$0.00	\$149.95	3.4080	13.60%
Sewer	14	CCF	\$49.57	\$0.00	\$49.57	3.5407	4.50%
Total Cost:			\$1,102.54	\$0.00	\$1,102.54		

For HERCULES COTTAGES



Filters: Cost Center Name Not Equal To DoNotReport; Billing Period Equal To 201204All Meter CodesAll Group Names

elpaso

Energy CAP

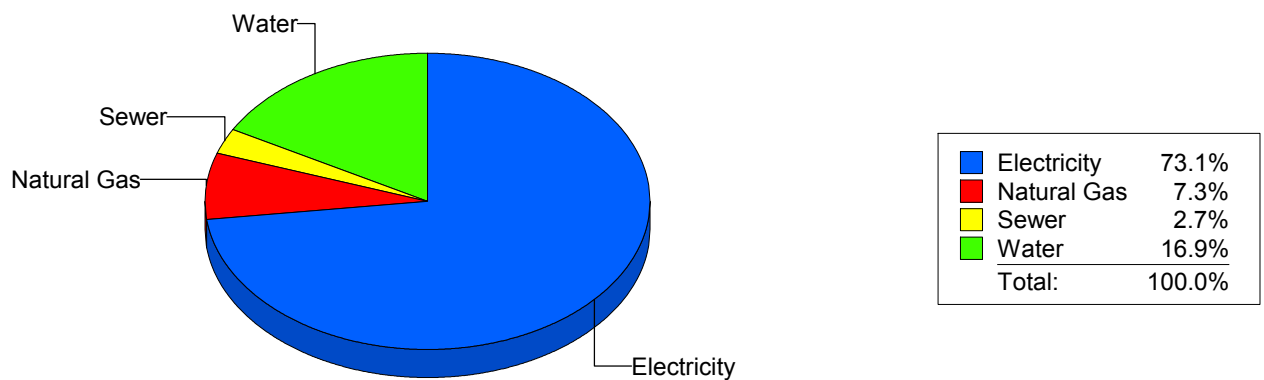
Cost Avoidance Program

Cost Summary Graph

Grouped by Energy Type

Energy Type	Use	Units	Meter Cost	Special Charges	Total Cost	Avg Unit Cost	% of Total Cost
Site: HERRERA - HERRERA ELEMENTARY							
Electricity	72,800	KWH	\$8,069.68	\$0.00	\$8,069.68	0.1108	73.07%
Natural Gas	1,514	CCF	\$804.28	\$0.00	\$804.28	0.5312	7.28%
Water	509	CCF	\$1,865.67	\$0.00	\$1,865.67	3.6654	16.89%
Sewer	65	CCF	\$303.46	\$0.00	\$303.46	4.6686	2.75%
Total Cost:			\$11,043.09	\$0.00	\$11,043.09		

For HERRERA
ELEMENTARY



Filters: Cost Center Name Not Equal To DoNotReport; Billing Period Equal To 201204All Meter CodesAll Group Names

elpaso

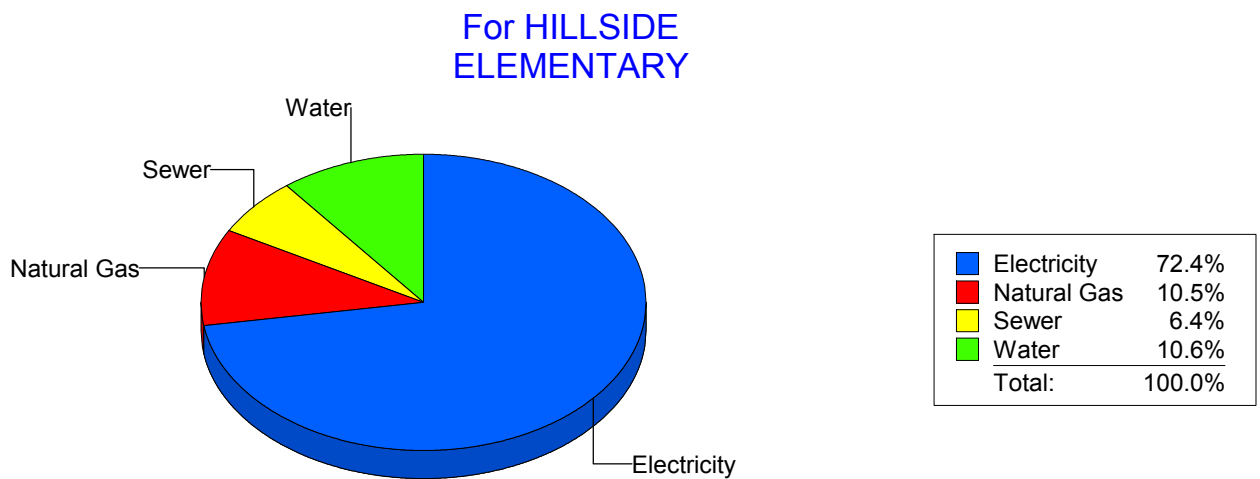
Energy CAP

Cost Avoidance Program

Cost Summary Graph

Grouped by Energy Type

Energy Type	Use	Units	Meter Cost	Special Charges	Total Cost	Avg Unit Cost	% of Total Cost
Site: HILLSIDE ELEMENTARY - HILLSIDE ELEMENTARY							
Electricity	33,694	KWH	\$4,037.58	\$0.00	\$4,037.58	0.1198	72.43%
Natural Gas	888	CCF	\$585.42	\$0.00	\$585.42	0.6593	10.50%
Water	227	CCF	\$591.98	\$0.00	\$591.98	2.6078	10.62%
Sewer	117	CCF	\$359.12	\$0.00	\$359.12	3.0694	6.44%
Total Cost:			\$5,574.10	\$0.00	\$5,574.10		



Filters: Cost Center Name Not Equal To DoNotReport; Billing Period Equal To 201204All Meter CodesAll Group Names

elpaso

Energy CAP

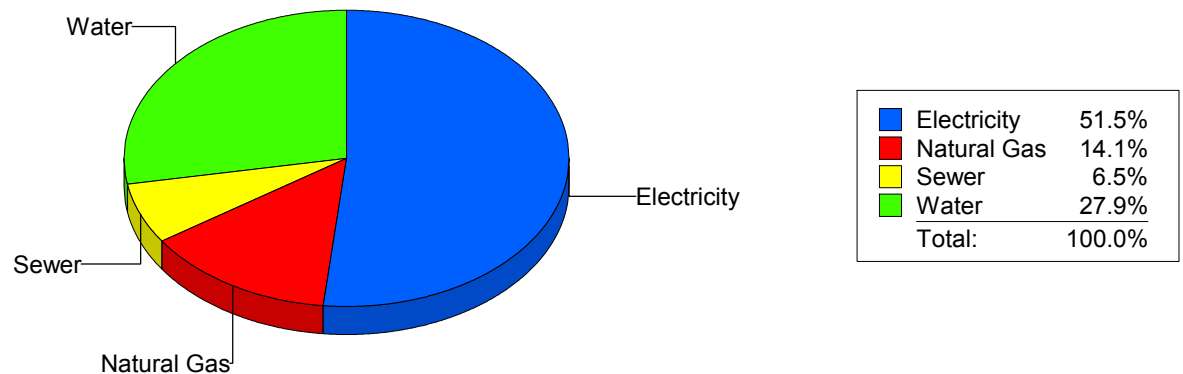
Cost Avoidance Program

Cost Summary Graph

Grouped by Energy Type

Energy Type	Use	Units	Meter Cost	Special Charges	Total Cost	Avg Unit Cost	% of Total Cost
Site: HOUSTON INTERMEDIATE - HOUSTON INTERMEDIATE							
Electricity	25,919	KWH	\$2,466.46	\$0.00	\$2,466.46	0.0952	51.53%
Natural Gas	1,138	CCF	\$673.66	\$0.00	\$673.66	0.5920	14.08%
Water	333	CCF	\$1,335.49	\$0.00	\$1,335.49	4.0105	27.90%
Sewer	72	CCF	\$310.58	\$0.00	\$310.58	4.3136	6.49%
Total Cost:			\$4,786.19	\$0.00	\$4,786.19		

For HOUSTON
INTERMEDIATE



Filters: Cost Center Name Not Equal To DoNotReport; Billing Period Equal To 201204All Meter CodesAll Group Names

elpaso

Energy CAP

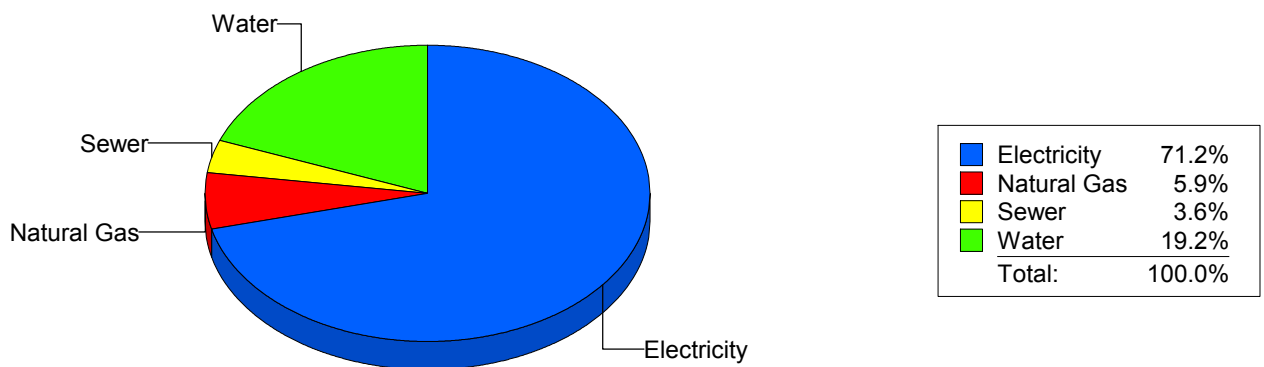
Cost Avoidance Program

Cost Summary Graph

Grouped by Energy Type

Energy Type	Use	Units	Meter Cost	Special Charges	Total Cost	Avg Unit Cost	% of Total Cost
Site: MOYE - HR MOYE							
Electricity	65,160	KWH	\$6,724.31	\$0.00	\$6,724.31	0.1032	71.24%
Natural Gas	1,019	CCF	\$553.19	\$0.00	\$553.19	0.5429	5.86%
Water	416	CCF	\$1,816.86	\$0.00	\$1,816.86	4.3675	19.25%
Sewer	96	CCF	\$344.07	\$0.00	\$344.07	3.5841	3.65%
Total Cost:			\$9,438.43	\$0.00	\$9,438.43		

For HR MOYE



Filters: Cost Center Name Not Equal To DoNotReport; Billing Period Equal To 201204All Meter CodesAll Group Names

elpaso

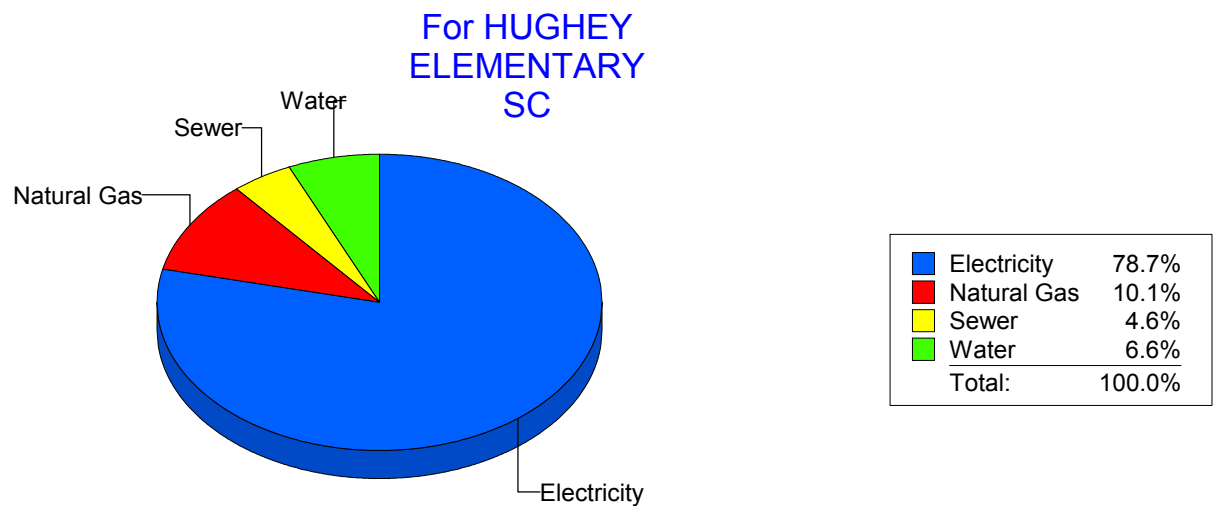
Energy CAP

Cost Avoidance Program

Cost Summary Graph

Grouped by Energy Type

Energy Type	Use	Units	Meter Cost	Special Charges	Total Cost	Avg Unit Cost	% of Total Cost
Site: HUGHEY ELEMENTARY SC - HUGHEY ELEMENTARY SC							
Electricity	28,750	KWH	\$3,755.84	\$0.00	\$3,755.84	0.1306	78.65%
Natural Gas	810	CCF	\$484.59	\$0.00	\$484.59	0.5983	10.15%
Water	108	CCF	\$316.07	\$0.00	\$316.07	2.9266	6.62%
Sewer	69	CCF	\$218.61	\$0.00	\$218.61	3.1683	4.58%
Total Cost:			\$4,775.11	\$0.00	\$4,775.11		



Filters: Cost Center Name Not Equal To DoNotReport; Billing Period Equal To 201204All Meter CodesAll Group Names

elpaso

Energy CAP

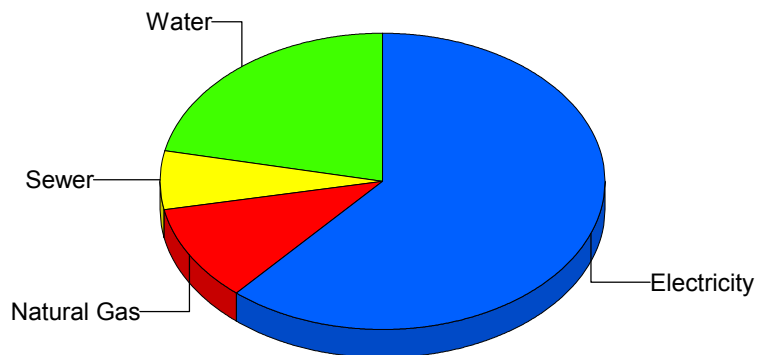
Cost Avoidance Program

Cost Summary Graph

Grouped by Energy Type

Energy Type	Use	Units	Meter Cost	Special Charges	Total Cost	Avg Unit Cost	% of Total Cost
Site: IRVIN HIGH SCHOOL - IRVIN HIGH SCHOOL							
Electricity	117,897	KWH	\$11,352.06	\$0.00	\$11,352.06	0.0963	61.46%
Natural Gas	3,728	CCF	\$1,956.97	\$0.00	\$1,956.97	0.5249	10.60%
Water	1,840	CCF	\$4,024.28	\$0.00	\$4,024.28	2.1871	21.79%
Sewer	760	CCF	\$1,137.34	\$0.00	\$1,137.34	1.4965	6.16%
Total Cost:			\$18,470.65	\$0.00	\$18,470.65		

For IRVIN HIGH SCHOOL



Electricity	61.5%
Natural Gas	10.6%
Sewer	6.2%
Water	21.8%
Total:	100.0%

Filters: Cost Center Name Not Equal To DoNotReport; Billing Period Equal To 201204All Meter CodesAll Group Names

elpaso

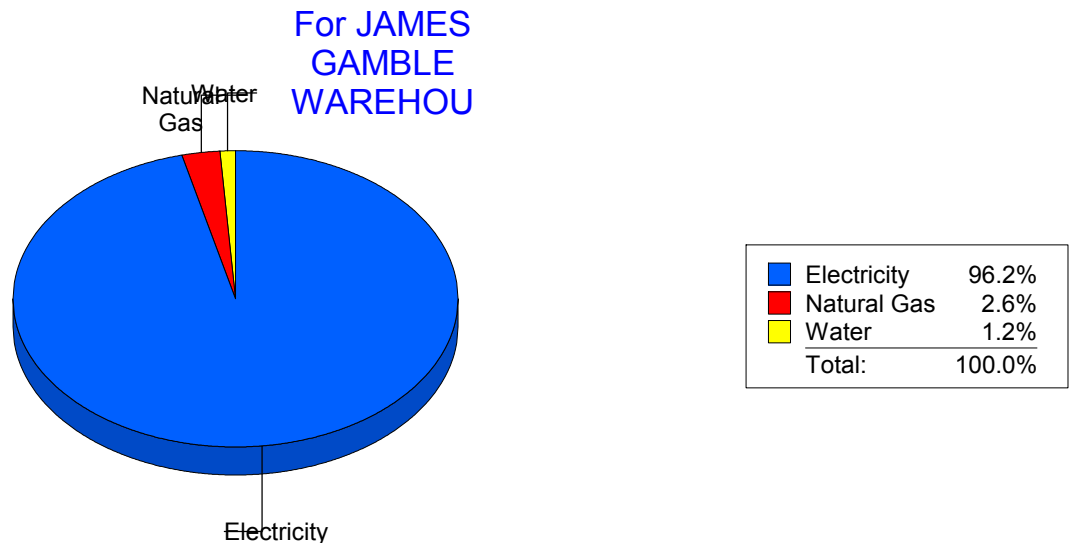
Energy CAP

Cost Avoidance Program

Cost Summary Graph

Grouped by Energy Type

Energy Type	Use	Units	Meter Cost	Special Charges	Total Cost	Avg Unit Cost	% of Total Cost
Site: JAMES GAMBLE WAREHOU - JAMES GAMBLE WAREHOU							
Electricity	28,300	KWH	\$3,071.23	\$0.00	\$3,071.23	0.1085	96.23%
Natural Gas	108	CCF	\$82.92	\$0.00	\$82.92	0.7678	2.60%
Water	0	CCF	\$37.45	\$0.00	\$37.45	0.0000	1.17%
Total Cost:			\$3,191.60	\$0.00	\$3,191.60		



Filters: Cost Center Name Not Equal To DoNotReport; Billing Period Equal To 201204All Meter CodesAll Group Names

elpaso

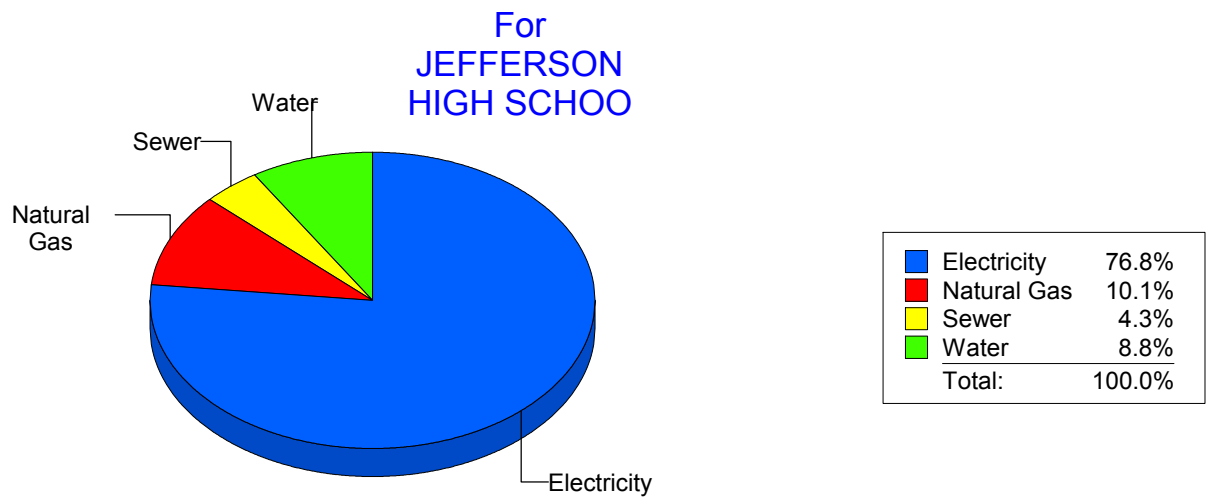
Energy CAP

Cost Avoidance Program

Cost Summary Graph

Grouped by Energy Type

Energy Type	Use	Units	Meter Cost	Special Charges	Total Cost	Avg Unit Cost	% of Total Cost
Site: JEFFERSON HIGH SCHOO - JEFFERSON HIGH SCHOO							
Electricity	105,291	KWH	\$11,273.31	\$0.00	\$11,273.31	0.1071	76.77%
Natural Gas	2,400	CCF	\$1,479.16	\$0.00	\$1,479.16	0.6163	10.07%
Water	640	CCF	\$1,294.66	\$0.00	\$1,294.66	2.0229	8.82%
Sewer	215	CCF	\$636.55	\$0.00	\$636.55	2.9607	4.34%
Total Cost:			\$14,683.68	\$0.00	\$14,683.68		



Filters: Cost Center Name Not Equal To DoNotReport; Billing Period Equal To 201204All Meter CodesAll Group Names

elpaso

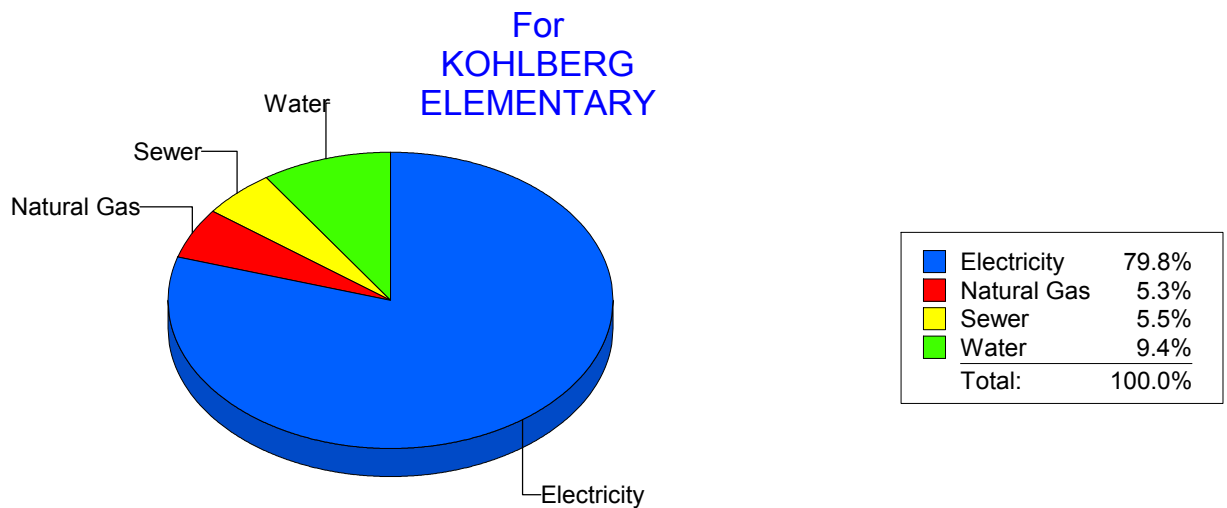
Energy CAP

Cost Avoidance Program

Cost Summary Graph

Grouped by Energy Type

Energy Type	Use	Units	Meter Cost	Special Charges	Total Cost	Avg Unit Cost	% of Total Cost
Site: KOHLBERG ELEMENTARY - KOHLBERG ELEMENTARY							
Electricity	47,500	KWH	\$5,154.78	\$0.00	\$5,154.78	0.1085	79.84%
Natural Gas	532	CCF	\$342.98	\$0.00	\$342.98	0.6447	5.31%
Water	234	CCF	\$605.97	\$0.00	\$605.97	2.5896	9.39%
Sewer	128	CCF	\$352.52	\$0.00	\$352.52	2.7541	5.46%
Total Cost:			\$6,456.25	\$0.00	\$6,456.25		



Filters: Cost Center Name Not Equal To DoNotReport; Billing Period Equal To 201204All Meter CodesAll Group Names

elpaso

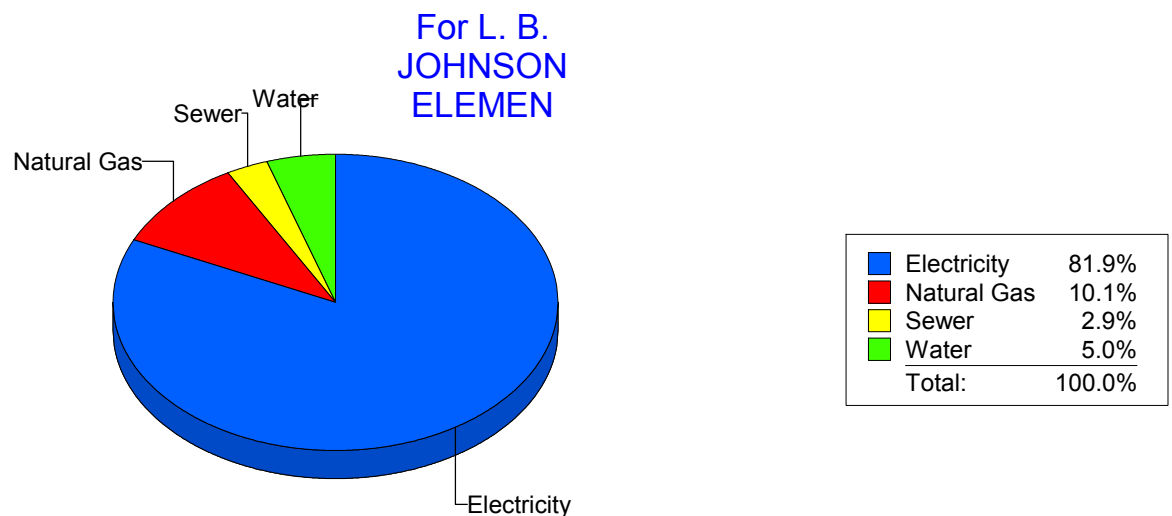
Energy CAP

Cost Avoidance Program

Cost Summary Graph

Grouped by Energy Type

Energy Type	Use	Units	Meter Cost	Special Charges	Total Cost	Avg Unit Cost	% of Total Cost
Site: L. B. JOHNSON ELEMEN - L. B. JOHNSON ELEMEN							
Electricity	63,400	KWH	\$6,993.25	\$0.00	\$6,993.25	0.1103	81.94%
Natural Gas	1,561	CCF	\$864.12	\$0.00	\$864.12	0.5536	10.13%
Water	259	CCF	\$428.99	\$0.00	\$428.99	1.6563	5.03%
Sewer	81	CCF	\$247.85	\$0.00	\$247.85	3.0599	2.90%
Total Cost:			\$8,534.21	\$0.00	\$8,534.21		



Filters: Cost Center Name Not Equal To DoNotReport; Billing Period Equal To 201204All Meter CodesAll Group Names

elpaso

Energy CAP

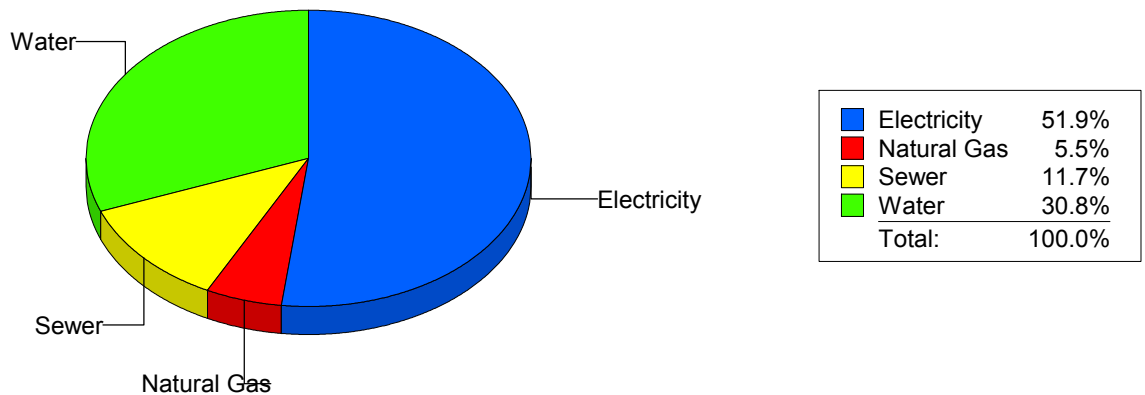
Cost Avoidance Program

Cost Summary Graph

Grouped by Energy Type

Energy Type	Use	Units	Meter Cost	Special Charges	Total Cost	Avg Unit Cost	% of Total Cost
Site: LAMAR ELEMENTARY SCH - LAMAR ELEMENTARY SCH							
Electricity	30,900	KWH	\$3,221.81	\$0.00	\$3,221.81	0.1043	51.94%
Natural Gas	459	CCF	\$339.83	\$0.00	\$339.83	0.7404	5.48%
Water	735	CCF	\$1,913.03	\$0.00	\$1,913.03	2.6028	30.84%
Sewer	291	CCF	\$728.80	\$0.00	\$728.80	2.5045	11.75%
Total Cost:			\$6,203.47	\$0.00	\$6,203.47		

For LAMAR
ELEMENTARY
SCH



Filters: Cost Center Name Not Equal To DoNotReport; Billing Period Equal To 201204All Meter CodesAll Group Names

elpaso

Energy CAP

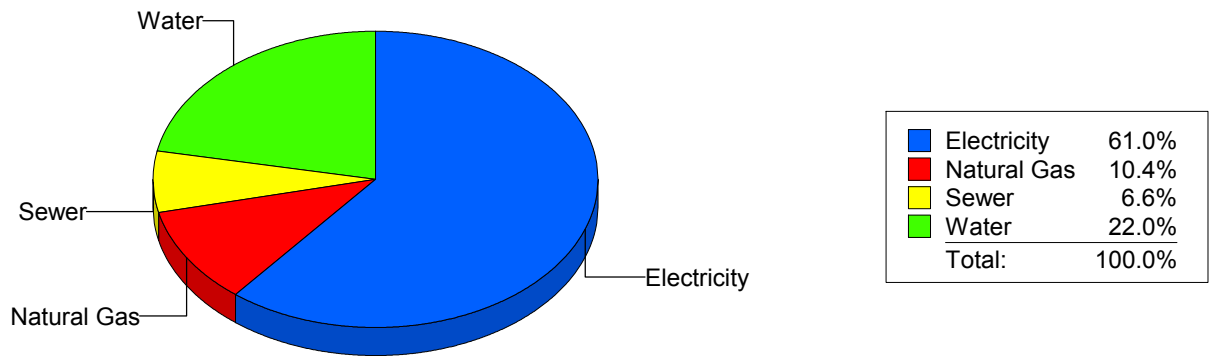
Cost Avoidance Program

Cost Summary Graph

Grouped by Energy Type

Energy Type	Use	Units	Meter Cost	Special Charges	Total Cost	Avg Unit Cost	% of Total Cost
Site: LEE ELEMENTARY - LEE ELEMENTARY							
Electricity	34,772	KWH	\$3,884.80	\$0.00	\$3,884.80	0.1117	60.97%
Natural Gas	1,120	CCF	\$662.52	\$0.00	\$662.52	0.5915	10.40%
Water	525	CCF	\$1,403.17	\$0.00	\$1,403.17	2.6727	22.02%
Sewer	100	CCF	\$421.09	\$0.00	\$421.09	4.2109	6.61%
Total Cost:			\$6,371.58	\$0.00	\$6,371.58		

For LEE
ELEMENTARY



Filters: Cost Center Name Not Equal To DoNotReport; Billing Period Equal To 201204All Meter CodesAll Group Names

elpaso

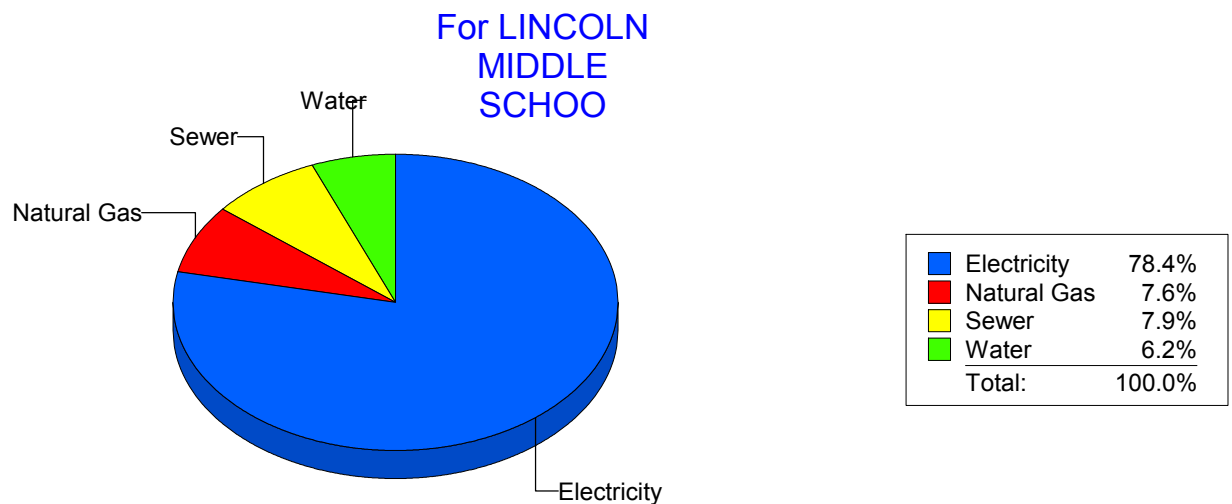
Energy CAP

Cost Avoidance Program

Cost Summary Graph

Grouped by Energy Type

Energy Type	Use	Units	Meter Cost	Special Charges	Total Cost	Avg Unit Cost	% of Total Cost
Site: LINCOLN MIDDLE SCHOO - LINCOLN MIDDLE SCHOO							
Electricity	129,650	KWH	\$13,989.67	\$0.00	\$13,989.67	0.1079	78.38%
Natural Gas	2,590	CCF	\$1,350.11	\$0.00	\$1,350.11	0.5213	7.56%
Water	657	CCF	\$1,107.87	\$0.00	\$1,107.87	1.6863	6.21%
Sewer	962	CCF	\$1,401.96	\$0.00	\$1,401.96	1.4573	7.85%
Total Cost:			\$17,849.61	\$0.00	\$17,849.61		



Filters: Cost Center Name Not Equal To DoNotReport; Billing Period Equal To 201204All Meter CodesAll Group Names

elpaso

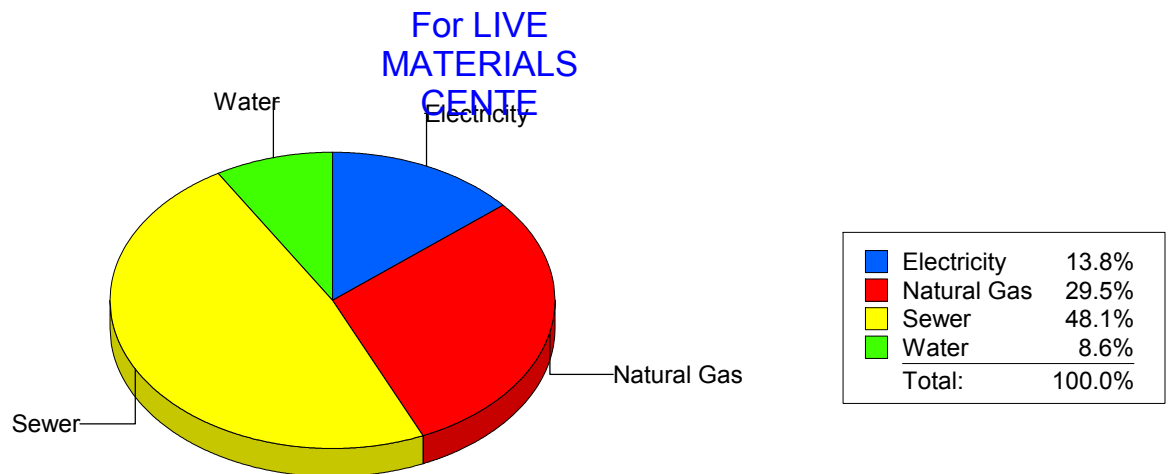
Energy CAP

Cost Avoidance Program

Cost Summary Graph

Grouped by Energy Type

Energy Type	Use	Units	Meter Cost	Special Charges	Total Cost	Avg Unit Cost	% of Total Cost
Site: LIVE MATERIALS CENTE - LIVE MATERIALS CENTE							
Electricity	19 KWH		\$35.40	\$0.00	\$35.40	1.8632	13.84%
Natural Gas	0 CCF		\$75.42	\$0.00	\$75.42	0.0000	29.48%
Water	0 CCF		\$22.04	\$0.00	\$22.04	0.0000	8.61%
Sewer	78 CCF		\$123.00	\$0.00	\$123.00	1.5769	48.07%
Total Cost:			\$255.86	\$0.00	\$255.86		



Filters: Cost Center Name Not Equal To DoNotReport; Billing Period Equal To 201204All Meter CodesAll Group Names

elpaso

Energy CAP

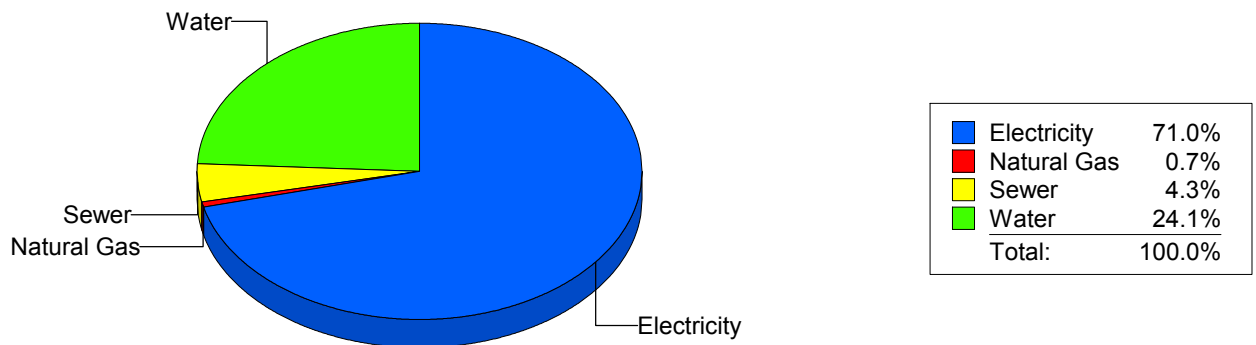
Cost Avoidance Program

Cost Summary Graph

Grouped by Energy Type

Energy Type	Use	Units	Meter Cost	Special Charges	Total Cost	Avg Unit Cost	% of Total Cost
Site: LOGAN ELEMENTARY - LOGAN ELEMENTARY							
Electricity	27,100	KWH	\$2,892.35	\$0.00	\$2,892.35	0.1067	70.98%
Natural Gas	41	CCF	\$28.26	\$0.00	\$28.26	0.6893	0.69%
Water	309	CCF	\$980.13	\$0.00	\$980.13	3.1719	24.05%
Sewer	84	CCF	\$174.15	\$0.00	\$174.15	2.0732	4.27%
Total Cost:			\$4,074.89	\$0.00	\$4,074.89		

For LOGAN
ELEMENTARY



Filters: Cost Center Name Not Equal To DoNotReport; Billing Period Equal To 201204All Meter CodesAll Group Names

elpaso

Energy CAP

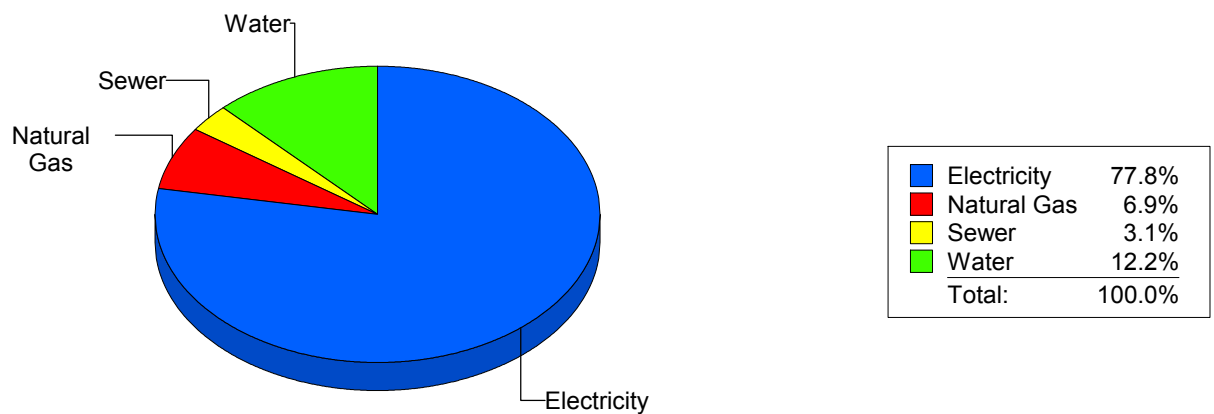
Cost Avoidance Program

Cost Summary Graph

Grouped by Energy Type

Energy Type	Use	Units	Meter Cost	Special Charges	Total Cost	Avg Unit Cost	% of Total Cost
Site: LUNDY - LUNDY							
Electricity	64,400	KWH	\$7,881.32	\$0.00	\$7,881.32	0.1224	77.81%
Natural Gas	1,255	CCF	\$702.35	\$0.00	\$702.35	0.5596	6.93%
Water	335	CCF	\$1,234.56	\$0.00	\$1,234.56	3.6853	12.19%
Sewer	71	CCF	\$311.32	\$0.00	\$311.32	4.3848	3.07%
Total Cost:			\$10,129.55	\$0.00	\$10,129.55		

For LUNDY



Filters: Cost Center Name Not Equal To DoNotReport; Billing Period Equal To 201204All Meter CodesAll Group Names

elpaso

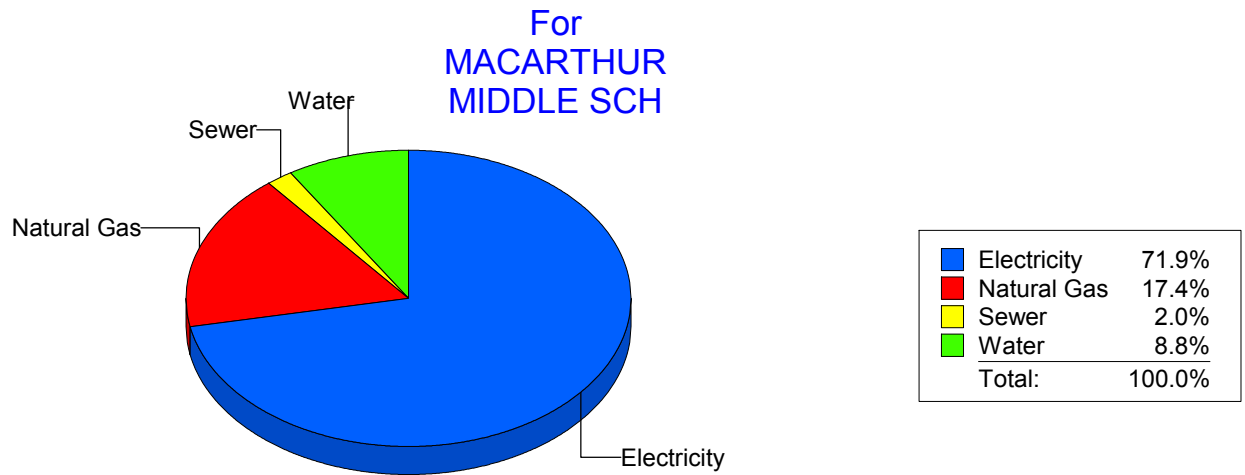
Energy CAP

Cost Avoidance Program

Cost Summary Graph

Grouped by Energy Type

Energy Type	Use	Units	Meter Cost	Special Charges	Total Cost	Avg Unit Cost	% of Total Cost
Site: MACARTHUR MIDDLE SCH - MACARTHUR MIDDLE SCH							
Electricity	106,760	KWH	\$10,499.74	\$0.00	\$10,499.74	0.0983	71.88%
Natural Gas	4,971	CCF	\$2,537.82	\$0.00	\$2,537.82	0.5105	17.37%
Water	382	CCF	\$1,283.22	\$0.00	\$1,283.22	3.3592	8.78%
Sewer	111	CCF	\$287.15	\$0.00	\$287.15	2.5869	1.97%
Total Cost:			\$14,607.93	\$0.00	\$14,607.93		



Filters: Cost Center Name Not Equal To DoNotReport; Billing Period Equal To 201204All Meter CodesAll Group Names

elpaso

Energy CAP

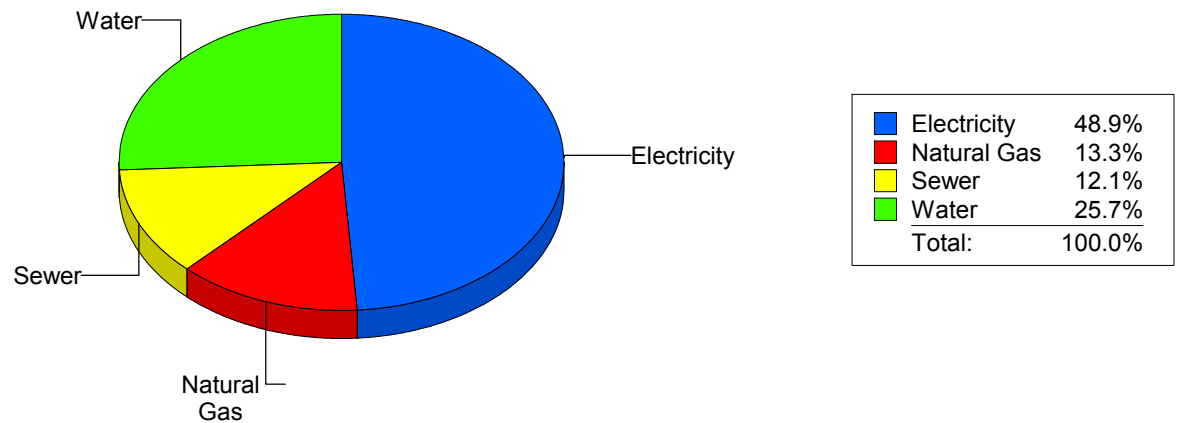
Cost Avoidance Program

Cost Summary Graph

Grouped by Energy Type

Energy Type	Use	Units	Meter Cost	Special Charges	Total Cost	Avg Unit Cost	% of Total Cost
Site: MAGOFFIN MIDDLE SCHO - MAGOFFIN MIDDLE SCHO							
Electricity	14,310	KWH	\$1,892.25	\$0.00	\$1,892.25	0.1322	48.92%
Natural Gas	164	CCF	\$512.51	\$0.00	\$512.51	3.1251	13.25%
Water	341	CCF	\$994.45	\$0.00	\$994.45	2.9163	25.71%
Sewer	191	CCF	\$468.52	\$0.00	\$468.52	2.4530	12.11%
Total Cost:			\$3,867.73	\$0.00	\$3,867.73		

For MAGOFFIN
MIDDLE SCHO



Filters: Cost Center Name Not Equal To DoNotReport; Billing Period Equal To 201204All Meter CodesAll Group Names

elpaso

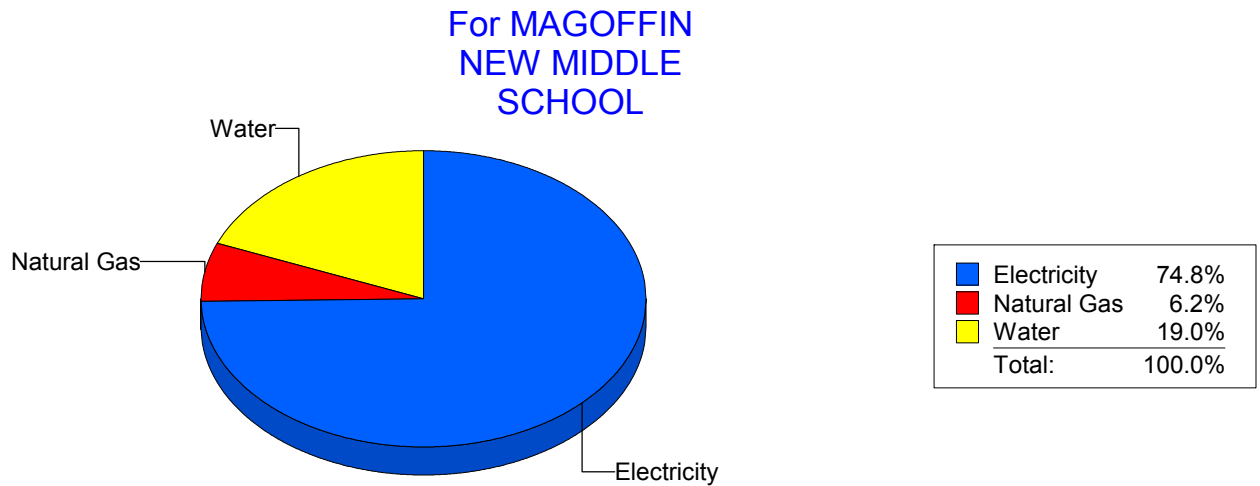
Energy CAP

Cost Avoidance Program

Cost Summary Graph

Grouped by Energy Type

Energy Type	Use	Units	Meter Cost	Special Charges	Total Cost	Avg Unit Cost	% of Total Cost
Site: MAGOFFINMIDDLESCHOOLN047 - MAGOFFIN NEW MIDDLE SCHOOL							
Electricity	128,400	KWH	\$12,331.23	\$0.00	\$12,331.23	0.0960	74.79%
Natural Gas	1,953	CCF	\$1,026.97	\$0.00	\$1,026.97	0.5258	6.23%
Water	831	CCF	\$3,130.27	\$0.00	\$3,130.27	3.7669	18.98%
Total Cost:			\$16,488.47	\$0.00	\$16,488.47		



Filters: Cost Center Name Not Equal To DoNotReport; Billing Period Equal To 201204All Meter CodesAll Group Names

elpaso

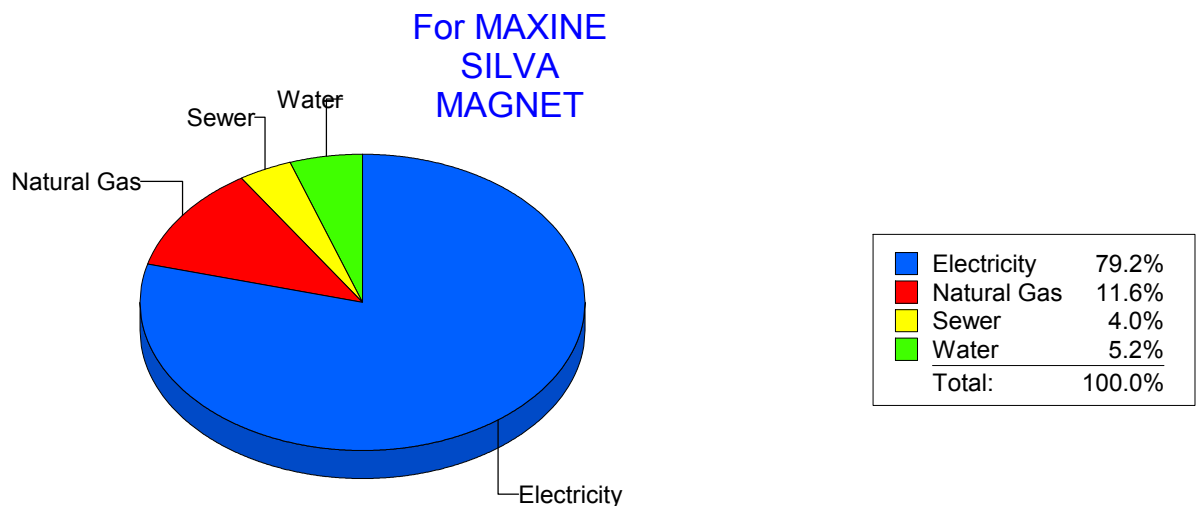
Energy CAP

Cost Avoidance Program

Cost Summary Graph

Grouped by Energy Type

Energy Type	Use	Units	Meter Cost	Special Charges	Total Cost	Avg Unit Cost	% of Total Cost
Site: MAXINE SILVA MAGNET - MAXINE SILVA MAGNET							
Electricity	80,100	KWH	\$7,594.82	\$0.00	\$7,594.82	0.0948	79.18%
Natural Gas	2,119	CCF	\$1,111.18	\$0.00	\$1,111.18	0.5244	11.58%
Water	235	CCF	\$501.57	\$0.00	\$501.57	2.1343	5.23%
Sewer	185	CCF	\$384.09	\$0.00	\$384.09	2.0762	4.00%
Total Cost:			\$9,591.66	\$0.00	\$9,591.66		



Filters: Cost Center Name Not Equal To DoNotReport; Billing Period Equal To 201204All Meter CodesAll Group Names

elpaso

Energy CAP

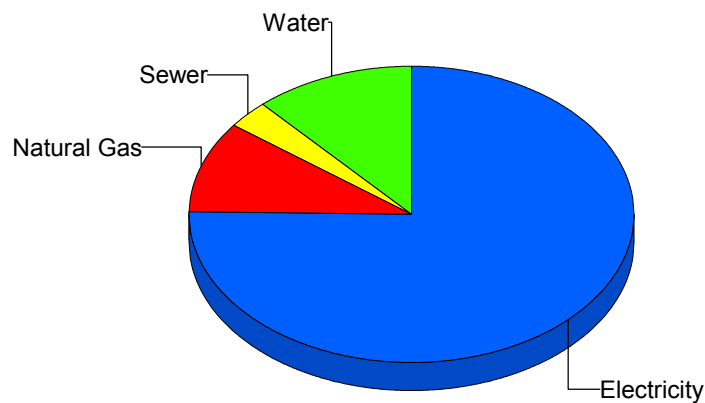
Cost Avoidance Program

Cost Summary Graph

Grouped by Energy Type

Energy Type	Use	Units	Meter Cost	Special Charges	Total Cost	Avg Unit Cost	% of Total Cost
Site: MESITA ELEMENTARY - MESITA ELEMENTARY							
Electricity	87,600	KWH	\$9,689.71	\$0.00	\$9,689.71	0.1106	75.20%
Natural Gas	2,450	CCF	\$1,313.15	\$0.00	\$1,313.15	0.5360	10.19%
Water	434	CCF	\$1,510.97	\$0.00	\$1,510.97	3.4815	11.73%
Sewer	117	CCF	\$371.58	\$0.00	\$371.58	3.1759	2.88%
Total Cost:			\$12,885.41	\$0.00	\$12,885.41		

For MESITA
ELEMENTARY



Electricity	75.2%
Natural Gas	10.2%
Sewer	2.9%
Water	11.7%
Total:	100.0%

Filters: Cost Center Name Not Equal To DoNotReport; Billing Period Equal To 201204All Meter CodesAll Group Names

el Paso

Energy CAP

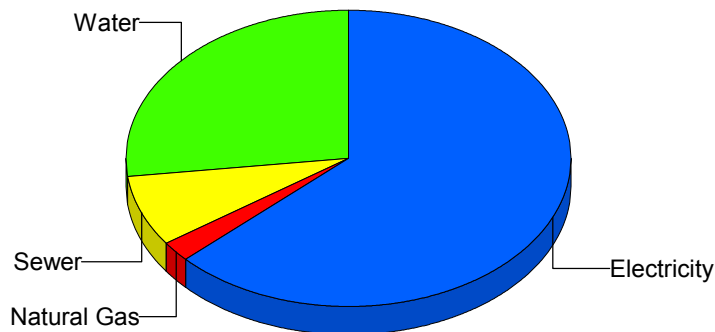
Cost Avoidance Program

Cost Summary Graph

Grouped by Energy Type

Energy Type	Use	Units	Meter Cost	Special Charges	Total Cost	Avg Unit Cost	% of Total Cost
Site: MILAM ELEMENTARY - MILAM ELEMENTARY							
Electricity	21,120	KWH	\$2,130.50	\$0.00	\$2,130.50	0.1009	63.05%
Natural Gas	104	CCF	\$71.68	\$0.00	\$71.68	0.6892	2.12%
Water	295	CCF	\$914.71	\$0.00	\$914.71	3.1007	27.07%
Sewer	92	CCF	\$262.26	\$0.00	\$262.26	2.8507	7.76%
Total Cost:			\$3,379.15	\$0.00	\$3,379.15		

For MILAM
ELEMENTARY



Electricity	63.0%
Natural Gas	2.1%
Sewer	7.8%
Water	27.1%
Total:	100.0%

Filters: Cost Center Name Not Equal To DoNotReport; Billing Period Equal To 201204All Meter CodesAll Group Names

elpaso

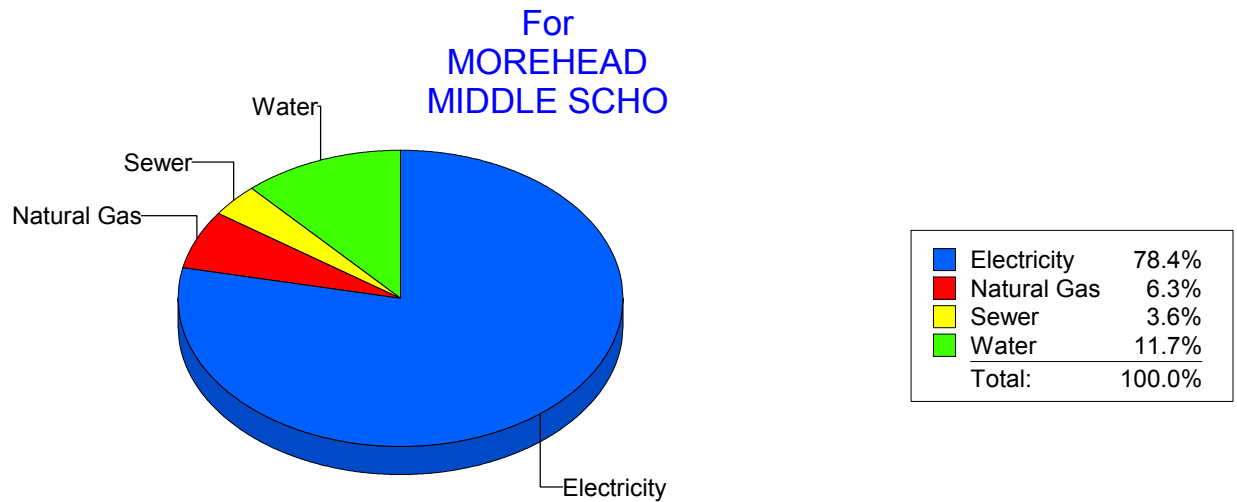
Energy CAP

Cost Avoidance Program

Cost Summary Graph

Grouped by Energy Type

Energy Type	Use	Units	Meter Cost	Special Charges	Total Cost	Avg Unit Cost	% of Total Cost
Site: MOREHEAD MIDDLE SCHO - MOREHEAD MIDDLE SCHO							
Electricity	96,439	KWH	\$9,919.65	\$0.00	\$9,919.65	0.1029	78.45%
Natural Gas	1,491	CCF	\$792.62	\$0.00	\$792.62	0.5316	6.27%
Water	1,071	CCF	\$1,481.00	\$0.00	\$1,481.00	1.3828	11.71%
Sewer	178	CCF	\$451.49	\$0.00	\$451.49	2.5365	3.57%
Total Cost:			\$12,644.76	\$0.00	\$12,644.76		



Filters: Cost Center Name Not Equal To DoNotReport; Billing Period Equal To 201204All Meter CodesAll Group Names

elpaso

Energy CAP

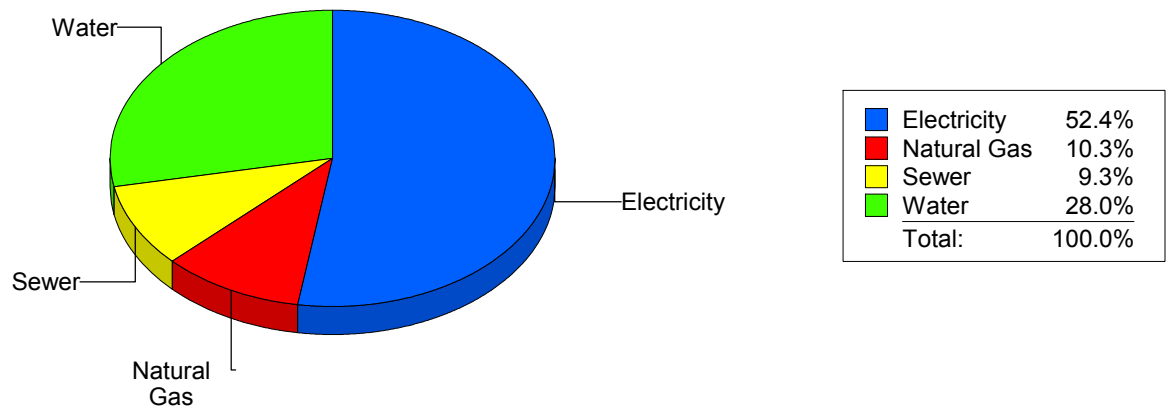
Cost Avoidance Program

Cost Summary Graph

Grouped by Energy Type

Energy Type	Use	Units	Meter Cost	Special Charges	Total Cost	Avg Unit Cost	% of Total Cost
Site: NEWMAN ELEMENTARY - NEWMAN ELEMENTARY							
Electricity	24,340	KWH	\$2,778.93	\$0.00	\$2,778.93	0.1142	52.37%
Natural Gas	875	CCF	\$549.02	\$0.00	\$549.02	0.6275	10.35%
Water	654	CCF	\$1,486.26	\$0.00	\$1,486.26	2.2726	28.01%
Sewer	288	CCF	\$492.35	\$0.00	\$492.35	1.7095	9.28%
Total Cost:			\$5,306.56	\$0.00	\$5,306.56		

For NEWMAN
ELEMENTARY



Filters: Cost Center Name Not Equal To DoNotReport; Billing Period Equal To 201204All Meter CodesAll Group Names

elpaso

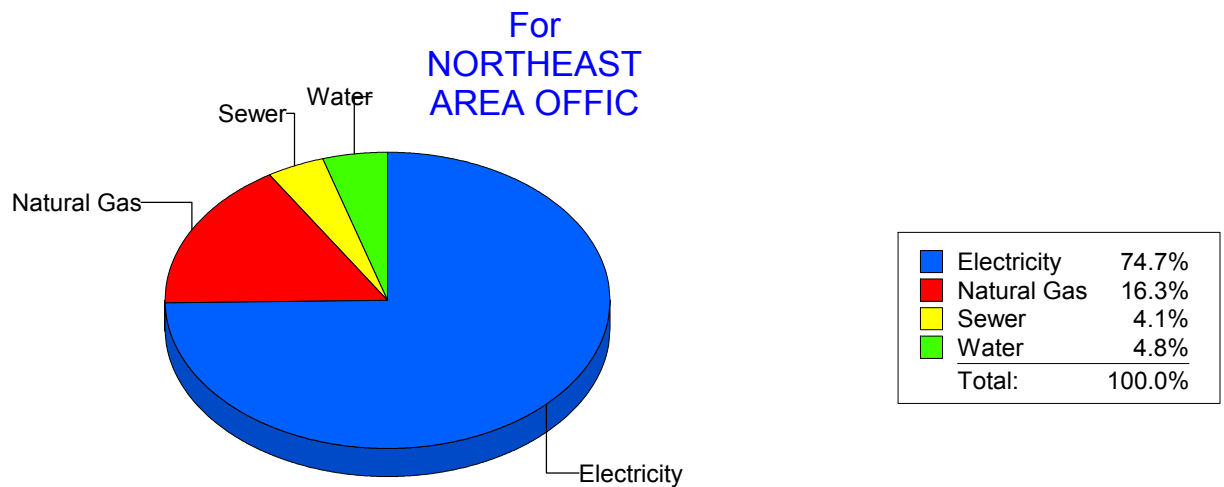
Energy CAP

Cost Avoidance Program

Cost Summary Graph

Grouped by Energy Type

Energy Type	Use	Units	Meter Cost	Special Charges	Total Cost	Avg Unit Cost	% of Total Cost
Site: NORTHEAST AREA OFFIC - NORTHEAST AREA OFFIC							
Electricity	6,800	KWH	\$870.44	\$0.00	\$870.44	0.1280	74.75%
Natural Gas	95	CCF	\$189.88	\$0.00	\$189.88	1.9987	16.31%
Water	8	CCF	\$56.00	\$0.00	\$56.00	7.0000	4.81%
Sewer	5	CCF	\$48.19	\$0.00	\$48.19	9.6380	4.14%
Total Cost:			\$1,164.51	\$0.00	\$1,164.51		



Filters: Cost Center Name Not Equal To DoNotReport; Billing Period Equal To 201204All Meter CodesAll Group Names

elpaso


Energy CAP

Cost Avoidance Program

Cost Summary Graph

Grouped by Energy Type

Energy Type	Use	Units	Meter Cost	Special Charges	Total Cost	Avg Unit Cost	% of Total Cost
Site: NORTHEAST AREA TRANS - NORTHEAST AREA TRANS							
Electricity	5,182	KWH	\$490.98	\$0.00	\$490.98	0.0947	30.41%
Natural Gas	388	CCF	\$264.65	\$0.00	\$264.65	0.6821	16.39%
Water	144	CCF	\$581.42	\$0.00	\$581.42	4.0376	36.02%
Sewer	45	CCF	\$277.26	\$0.00	\$277.26	6.1613	17.18%
Total Cost:			\$1,614.31	\$0.00	\$1,614.31		



Filters: Cost Center Name Not Equal To DoNotReport; Billing Period Equal To 201204All Meter CodesAll Group Names

elpaso

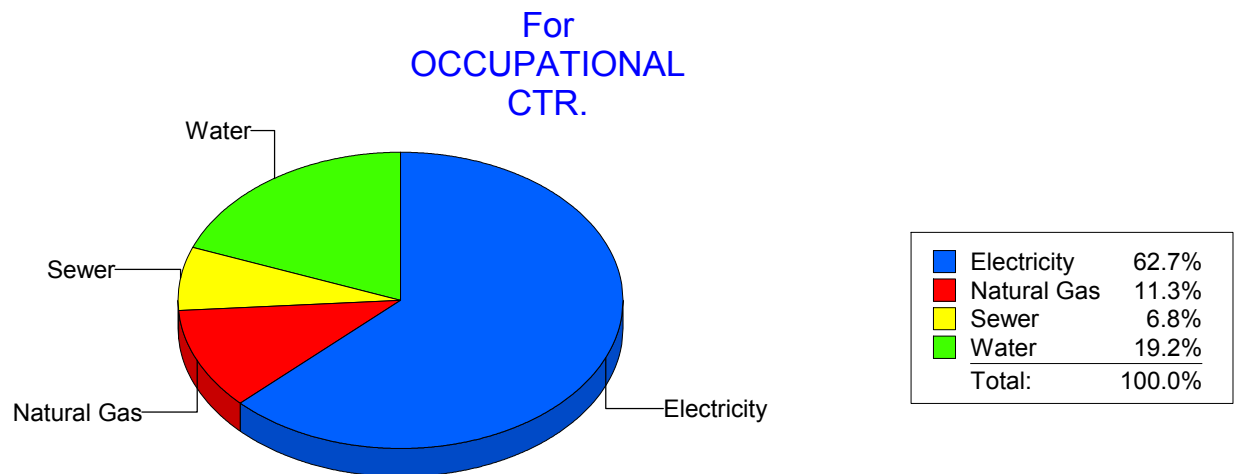
Energy CAP

Cost Avoidance Program

Cost Summary Graph

Grouped by Energy Type

Energy Type	Use	Units	Meter Cost	Special Charges	Total Cost	Avg Unit Cost	% of Total Cost
Site: OCCUPATIONAL CTR. - OCCUPATIONAL CTR.							
Electricity	3,900	KWH	\$531.09	\$0.00	\$531.09	0.1362	62.71%
Natural Gas	132	CCF	\$95.71	\$0.00	\$95.71	0.7251	11.30%
Water	27	CCF	\$162.64	\$0.00	\$162.64	6.0237	19.20%
Sewer	5	CCF	\$57.51	\$0.00	\$57.51	11.5020	6.79%
Total Cost:			\$846.95	\$0.00	\$846.95		



Filters: Cost Center Name Not Equal To DoNotReport; Billing Period Equal To 201204All Meter CodesAll Group Names

elpaso

Energy CAP

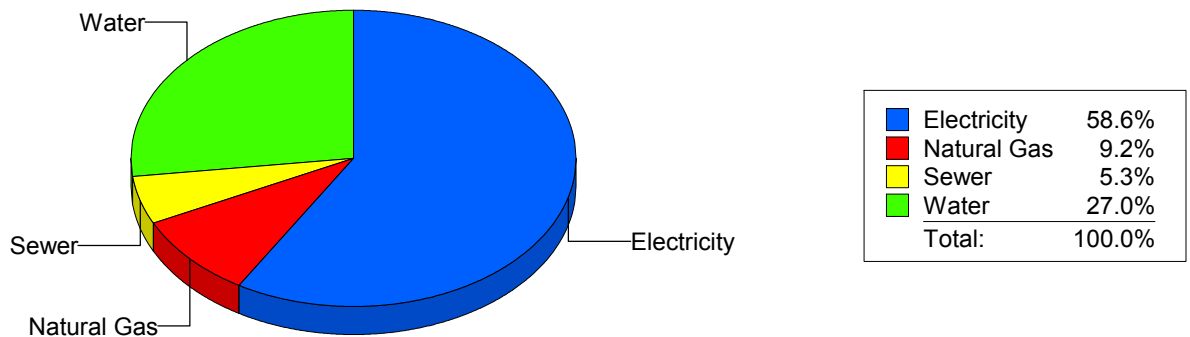
Cost Avoidance Program

Cost Summary Graph

Grouped by Energy Type

Energy Type	Use	Units	Meter Cost	Special Charges	Total Cost	Avg Unit Cost	% of Total Cost
Site: PARK ELEMENTARY - PARK ELEMENTARY							
Electricity	26,135	KWH	\$3,438.99	\$0.00	\$3,438.99	0.1316	58.56%
Natural Gas	862	CCF	\$540.27	\$0.00	\$540.27	0.6268	9.20%
Water	430	CCF	\$1,584.59	\$0.00	\$1,584.59	3.6851	26.98%
Sewer	99	CCF	\$308.87	\$0.00	\$308.87	3.1199	5.26%
Total Cost:			\$5,872.72	\$0.00	\$5,872.72		

For PARK
ELEMENTARY



Filters: Cost Center Name Not Equal To DoNotReport; Billing Period Equal To 201204All Meter CodesAll Group Names

elpaso

Energy CAP

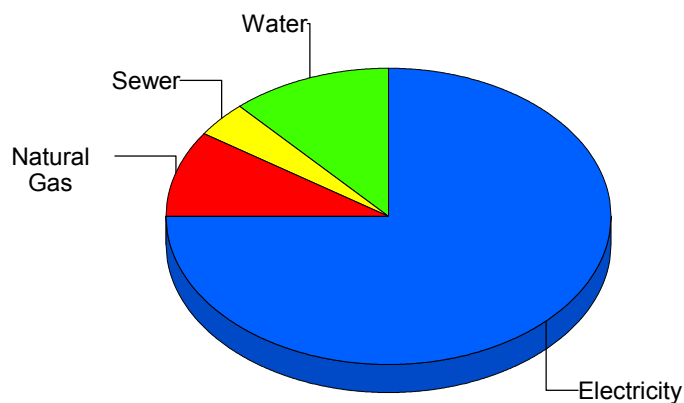
Cost Avoidance Program

Cost Summary Graph

Grouped by Energy Type

Energy Type	Use	Units	Meter Cost	Special Charges	Total Cost	Avg Unit Cost	% of Total Cost
Site: PAUL MORENO - PAUL MORENO							
Electricity	63,300	KWH	\$6,382.57	\$0.00	\$6,382.57	0.1008	74.99%
Natural Gas	1,450	CCF	\$808.67	\$0.00	\$808.67	0.5577	9.50%
Water	281	CCF	\$981.60	\$0.00	\$981.60	3.4932	11.53%
Sewer	111	CCF	\$338.11	\$0.00	\$338.11	3.0460	3.97%
Total Cost:			\$8,510.95	\$0.00	\$8,510.95		

For PAUL
MORENO



Electricity	75.0%
Natural Gas	9.5%
Sewer	4.0%
Water	11.5%
Total:	100.0%

Filters: Cost Center Name Not Equal To DoNotReport; Billing Period Equal To 201204All Meter CodesAll Group Names

elpaso

Energy CAP

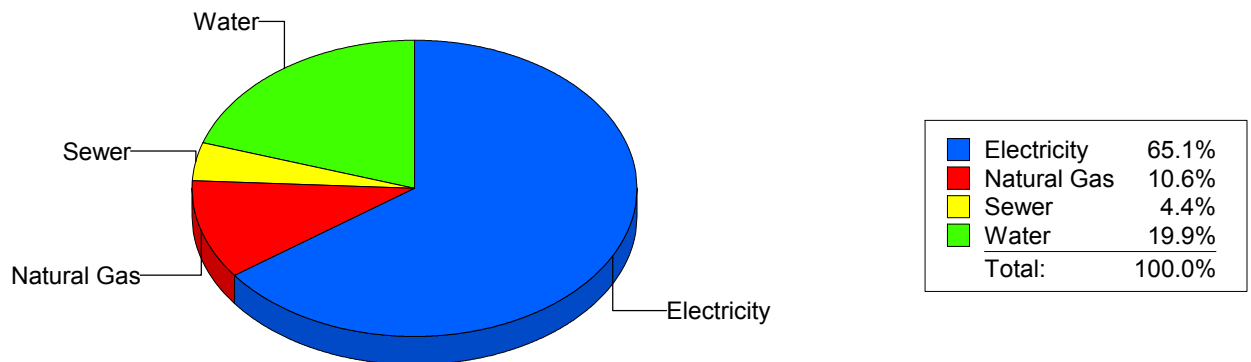
Cost Avoidance Program

Cost Summary Graph

Grouped by Energy Type

Energy Type	Use	Units	Meter Cost	Special Charges	Total Cost	Avg Unit Cost	% of Total Cost
Site: POLK ELEMENTARY - POLK ELEMENTARY							
Electricity	32,760	KWH	\$3,665.92	\$0.00	\$3,665.92	0.1119	65.07%
Natural Gas	979	CCF	\$599.10	\$0.00	\$599.10	0.6120	10.63%
Water	319	CCF	\$1,122.02	\$0.00	\$1,122.02	3.5173	19.92%
Sewer	80	CCF	\$246.54	\$0.00	\$246.54	3.0818	4.38%
Total Cost:			\$5,633.58	\$0.00	\$5,633.58		

For POLK
ELEMENTARY



Filters: Cost Center Name Not Equal To DoNotReport; Billing Period Equal To 201204All Meter CodesAll Group Names

elpaso

Energy CAP

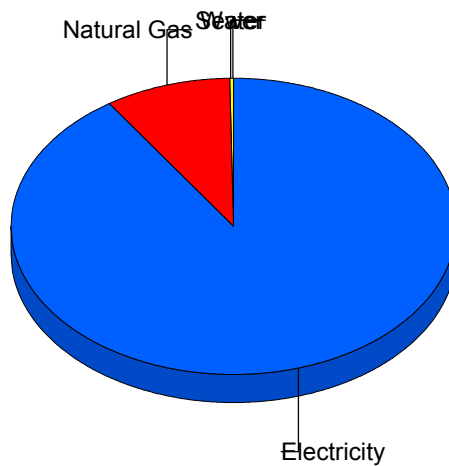
Cost Avoidance Program

Cost Summary Graph

Grouped by Energy Type

Energy Type	Use	Units	Meter Cost	Special Charges	Total Cost	Avg Unit Cost	% of Total Cost
Site: POWELL - POWELL							
Electricity	48,720	KWH	\$5,496.58	\$0.00	\$5,496.58	0.1128	90.62%
Natural Gas	1,010	CCF	\$548.63	\$0.00	\$548.63	0.5432	9.05%
Water	8	CCF	\$7.11	\$0.00	\$7.11	0.8888	0.12%
Sewer	7	CCF	\$13.02	\$0.00	\$13.02	1.8600	0.21%
Total Cost:			\$6,065.34	\$0.00	\$6,065.34		

For POWELL



Electricity	90.6%
Natural Gas	9.0%
Sewer	0.2%
Water	0.1%
Total:	100.0%

Filters: Cost Center Name Not Equal To DoNotReport; Billing Period Equal To 201204All Meter CodesAll Group Names

elpaso

Energy CAP

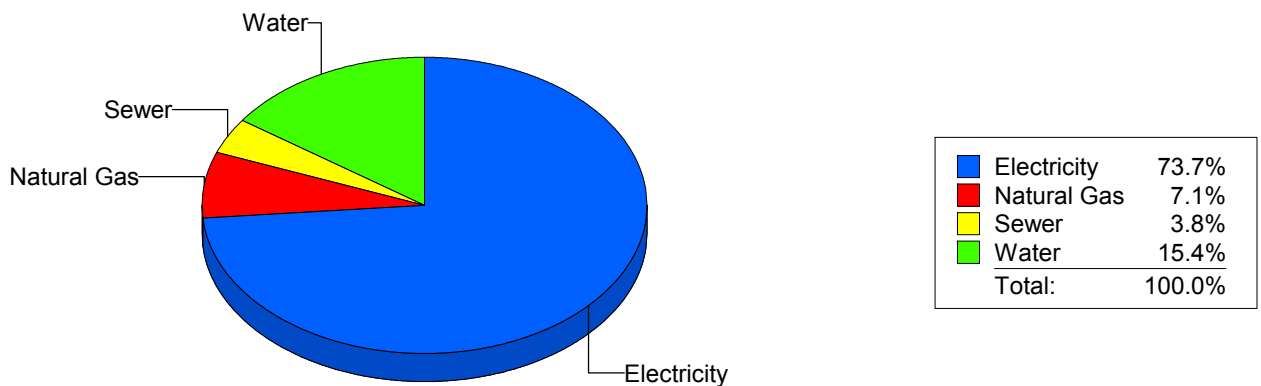
Cost Avoidance Program

Cost Summary Graph

Grouped by Energy Type

Energy Type	Use	Units	Meter Cost	Special Charges	Total Cost	Avg Unit Cost	% of Total Cost
Site: PUTNAM ELEMENTARY - PUTNAM ELEMENTARY							
Electricity	29,544	KWH	\$3,677.60	\$0.00	\$3,677.60	0.1245	73.65%
Natural Gas	558	CCF	\$356.37	\$0.00	\$356.37	0.6387	7.14%
Water	273	CCF	\$769.06	\$0.00	\$769.06	2.8171	15.40%
Sewer	88	CCF	\$190.18	\$0.00	\$190.18	2.1611	3.81%
Total Cost:			\$4,993.21	\$0.00	\$4,993.21		

For PUTNAM
ELEMENTARY



Filters: Cost Center Name Not Equal To DoNotReport; Billing Period Equal To 201204All Meter CodesAll Group Names

elpaso

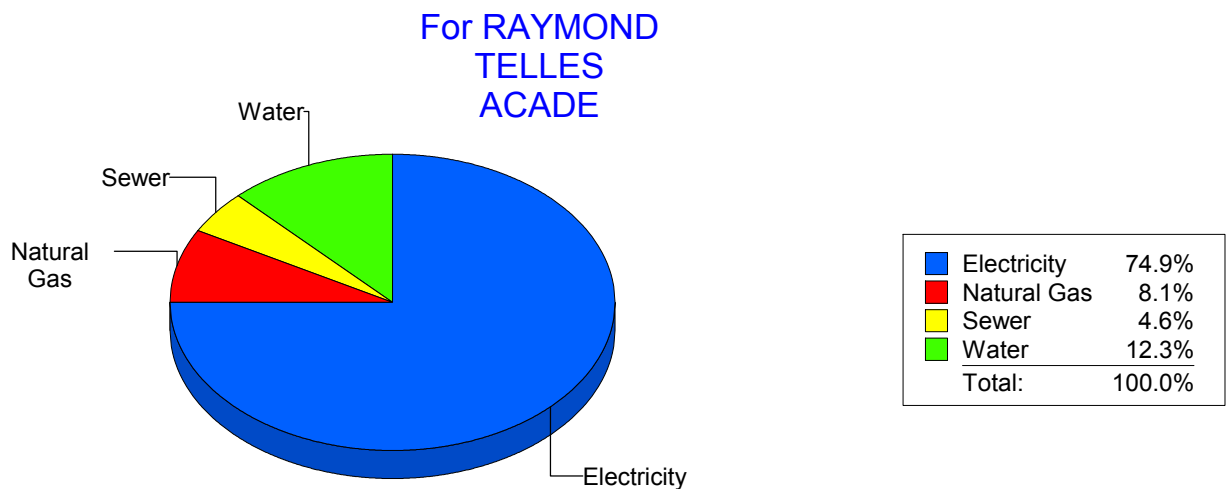
Energy CAP

Cost Avoidance Program

Cost Summary Graph

Grouped by Energy Type

Energy Type	Use	Units	Meter Cost	Special Charges	Total Cost	Avg Unit Cost	% of Total Cost
Site: RAYMOND TELLES ACADE - RAYMOND TELLES ACADE							
Electricity	47,000	KWH	\$4,627.87	\$0.00	\$4,627.87	0.0985	74.94%
Natural Gas	917	CCF	\$501.45	\$0.00	\$501.45	0.5468	8.12%
Water	279	CCF	\$760.09	\$0.00	\$760.09	2.7243	12.31%
Sewer	110	CCF	\$285.84	\$0.00	\$285.84	2.5985	4.63%
Total Cost:			\$6,175.25	\$0.00	\$6,175.25		



Filters: Cost Center Name Not Equal To DoNotReport; Billing Period Equal To 201204All Meter CodesAll Group Names

elpaso

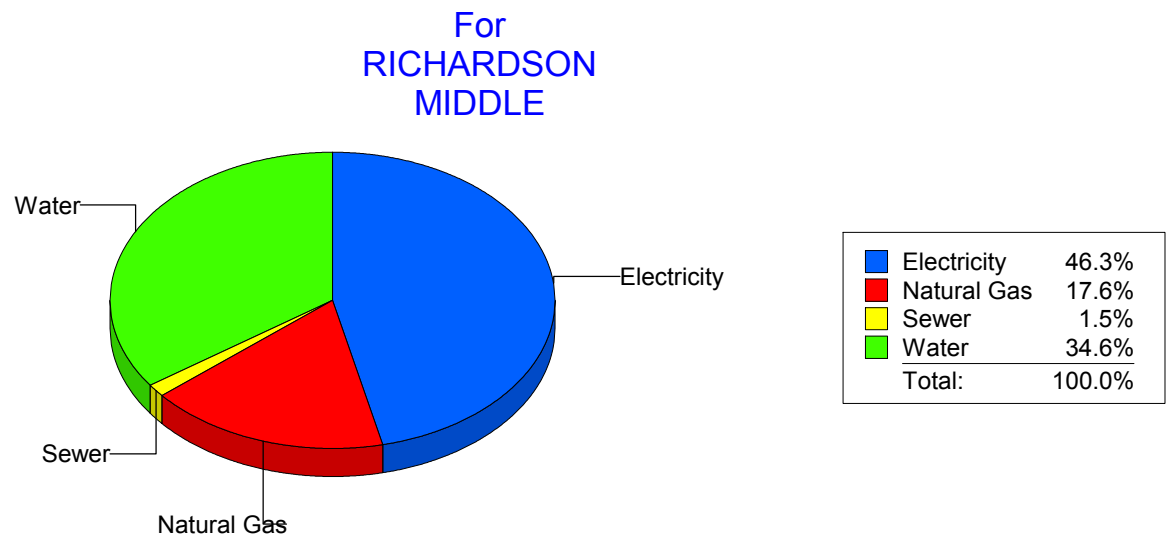
Energy CAP

Cost Avoidance Program

Cost Summary Graph

Grouped by Energy Type

Energy Type	Use	Units	Meter Cost	Special Charges	Total Cost	Avg Unit Cost	% of Total Cost
Site: RICHARDSON MIDDLE - RICHARDSON MIDDLE							
Electricity	87,600	KWH	\$9,186.27	\$0.00	\$9,186.27	0.1049	46.29%
Natural Gas	6,876	CCF	\$3,484.72	\$0.00	\$3,484.72	0.5068	17.56%
Water	1,393	CCF	\$6,875.63	\$0.00	\$6,875.63	4.9358	34.65%
Sewer	119	CCF	\$297.63	\$0.00	\$297.63	2.5011	1.50%
Total Cost:			\$19,844.25	\$0.00	\$19,844.25		



Filters: Cost Center Name Not Equal To DoNotReport; Billing Period Equal To 201204All Meter CodesAll Group Names

elpaso

Energy CAP

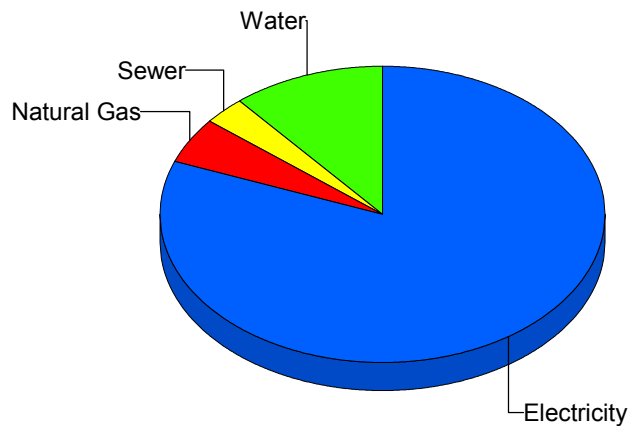
Cost Avoidance Program

Cost Summary Graph

Grouped by Energy Type

Energy Type	Use	Units	Meter Cost	Special Charges	Total Cost	Avg Unit Cost	% of Total Cost
Site: RIVERA ELEMENTARY - RIVERA ELEMENTARY							
Electricity	57,360	KWH	\$6,942.03	\$0.00	\$6,942.03	0.1210	80.91%
Natural Gas	741	CCF	\$412.17	\$0.00	\$412.17	0.5562	4.80%
Water	315	CCF	\$948.22	\$0.00	\$948.22	3.0102	11.05%
Sewer	104	CCF	\$277.98	\$0.00	\$277.98	2.6729	3.24%
Total Cost:			\$8,580.40	\$0.00	\$8,580.40		

For RIVERA
ELEMENTARY



Electricity	80.9%
Natural Gas	4.8%
Sewer	3.2%
Water	11.1%
Total:	100.0%

Filters: Cost Center Name Not Equal To DoNotReport; Billing Period Equal To 201204All Meter CodesAll Group Names

elpaso

Energy CAP

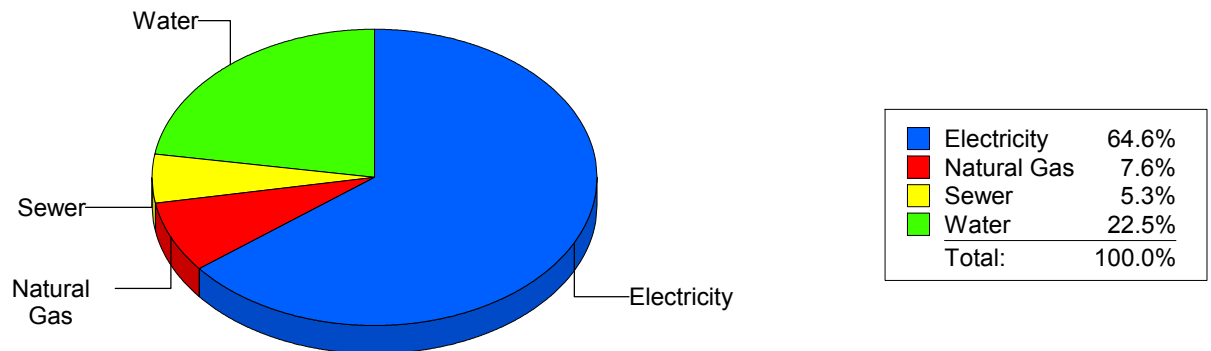
Cost Avoidance Program

Cost Summary Graph

Grouped by Energy Type

Energy Type	Use	Units	Meter Cost	Special Charges	Total Cost	Avg Unit Cost	% of Total Cost
Site: ROBERTS ELEMENTARY - ROBERTS ELEMENTARY							
Electricity	38,938	KWH	\$4,048.70	\$0.00	\$4,048.70	0.1040	64.58%
Natural Gas	801	CCF	\$478.29	\$0.00	\$478.29	0.5971	7.63%
Water	449	CCF	\$1,410.46	\$0.00	\$1,410.46	3.1413	22.50%
Sewer	137	CCF	\$331.62	\$0.00	\$331.62	2.4206	5.29%
Total Cost:			\$6,269.07	\$0.00	\$6,269.07		

For ROBERTS
ELEMENTARY



Filters: Cost Center Name Not Equal To DoNotReport; Billing Period Equal To 201204All Meter CodesAll Group Names

elpaso

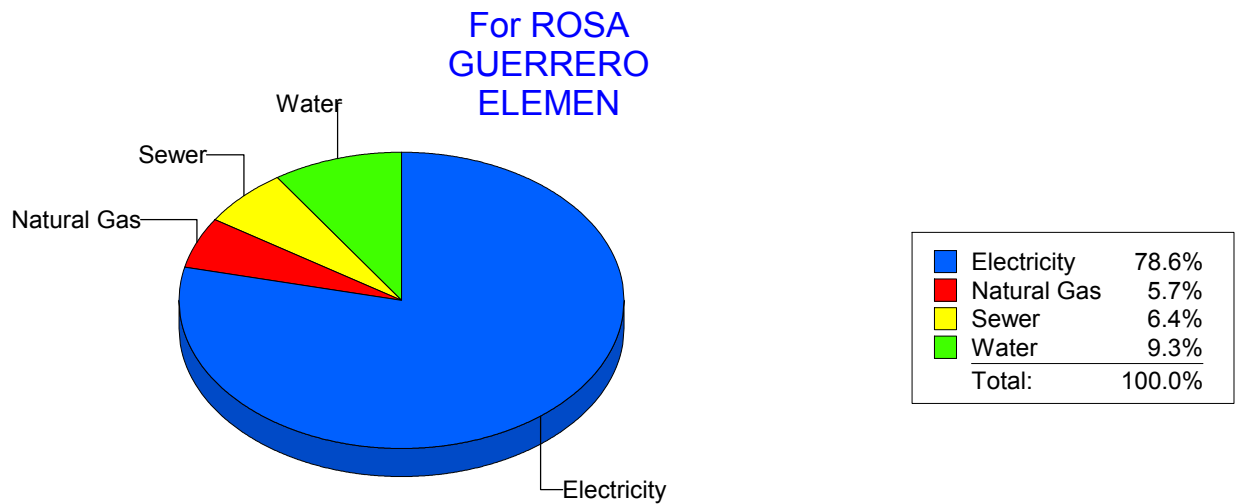
Energy CAP

Cost Avoidance Program

Cost Summary Graph

Grouped by Energy Type

Energy Type	Use	Units	Meter Cost	Special Charges	Total Cost	Avg Unit Cost	% of Total Cost
Site: ROSA GUERRERO ELEMEN - ROSA GUERRERO ELEMEN							
Electricity	41,800	KWH	\$5,416.22	\$0.00	\$5,416.22	0.1296	78.58%
Natural Gas	614	CCF	\$390.51	\$0.00	\$390.51	0.6360	5.67%
Water	314	CCF	\$641.70	\$0.00	\$641.70	2.0436	9.31%
Sewer	182	CCF	\$444.27	\$0.00	\$444.27	2.4410	6.45%
Total Cost:			\$6,892.70	\$0.00	\$6,892.70		



Filters: Cost Center Name Not Equal To DoNotReport; Billing Period Equal To 201204All Meter CodesAll Group Names

el paso

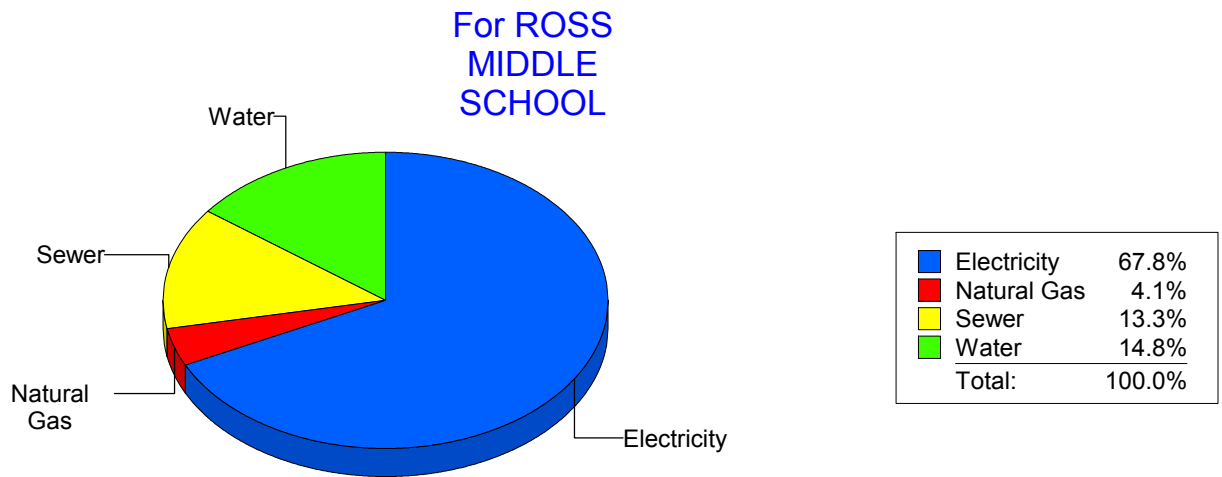
Energy CAP

Cost Avoidance Program

Cost Summary Graph

Grouped by Energy Type

Energy Type	Use	Units	Meter Cost	Special Charges	Total Cost	Avg Unit Cost	% of Total Cost
Site: ROSS MIDDLE SCHOOL - ROSS MIDDLE SCHOOL							
Electricity	50,842	KWH	\$5,628.34	\$0.00	\$5,628.34	0.1107	67.83%
Natural Gas	598	CCF	\$339.62	\$0.00	\$339.62	0.5679	4.09%
Water	738	CCF	\$1,228.56	\$0.00	\$1,228.56	1.6647	14.81%
Sewer	732	CCF	\$1,100.66	\$0.00	\$1,100.66	1.5036	13.27%
Total Cost:			\$8,297.18	\$0.00	\$8,297.18		



Filters: Cost Center Name Not Equal To DoNotReport; Billing Period Equal To 201204All Meter CodesAll Group Names

elpaso

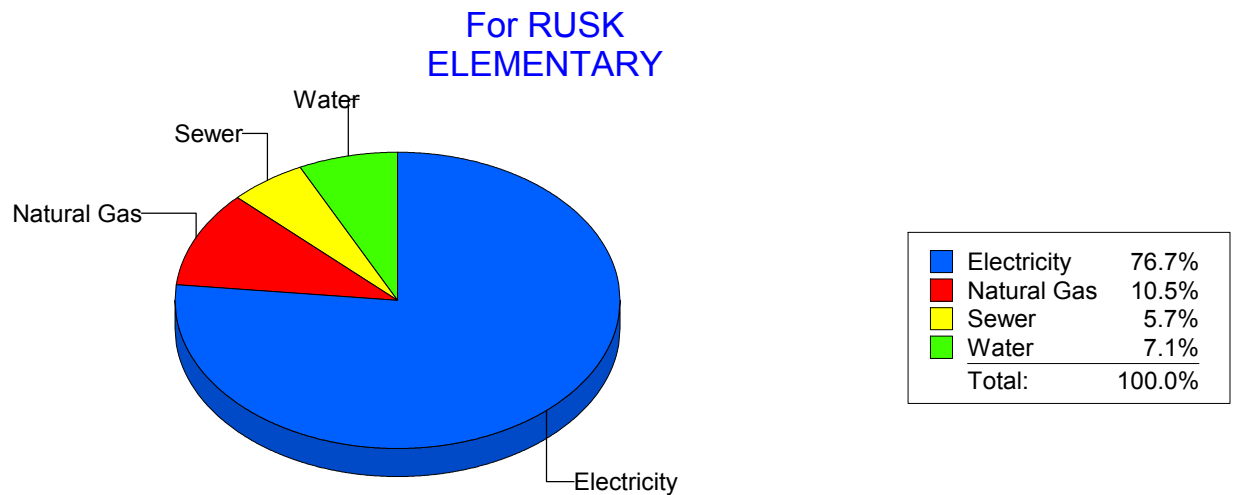
Energy CAP

Cost Avoidance Program

Cost Summary Graph

Grouped by Energy Type

Energy Type	Use	Units	Meter Cost	Special Charges	Total Cost	Avg Unit Cost	% of Total Cost
Site: RUSK ELEMENTARY - RUSK ELEMENTARY							
Electricity	29,300	KWH	\$3,348.37	\$0.00	\$3,348.37	0.1143	76.69%
Natural Gas	693	CCF	\$458.73	\$0.00	\$458.73	0.6619	10.51%
Water	113	CCF	\$310.42	\$0.00	\$310.42	2.7471	7.11%
Sewer	84	CCF	\$248.67	\$0.00	\$248.67	2.9604	5.70%
Total Cost:			\$4,366.19	\$0.00	\$4,366.19		



Filters: Cost Center Name Not Equal To DoNotReport; Billing Period Equal To 201204All Meter CodesAll Group Names

elpaso

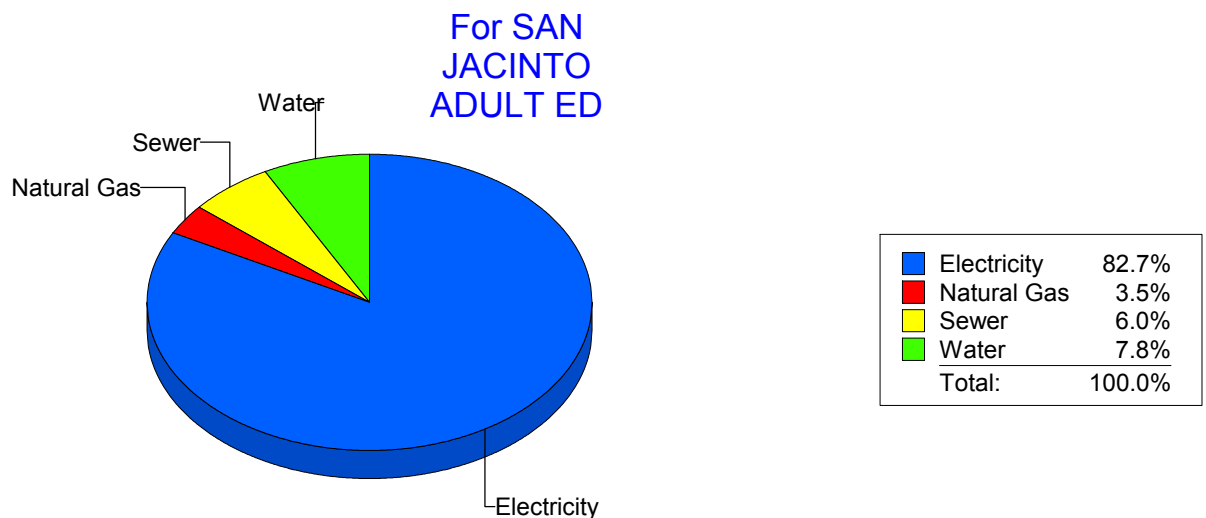
Energy CAP

Cost Avoidance Program

Cost Summary Graph

Grouped by Energy Type

Energy Type	Use	Units	Meter Cost	Special Charges	Total Cost	Avg Unit Cost	% of Total Cost
Site: SAN JACINTO ADULT ED - SAN JACINTO ADULT ED							
Electricity	9,500	KWH	\$1,542.27	\$0.00	\$1,542.27	0.1623	82.66%
Natural Gas	68	CCF	\$65.77	\$0.00	\$65.77	0.9672	3.53%
Water	55	CCF	\$146.46	\$0.00	\$146.46	2.6629	7.85%
Sewer	36	CCF	\$111.27	\$0.00	\$111.27	3.0908	5.96%
Total Cost:			\$1,865.77	\$0.00	\$1,865.77		



Filters: Cost Center Name Not Equal To DoNotReport; Billing Period Equal To 201204All Meter CodesAll Group Names

elpaso

Energy CAP

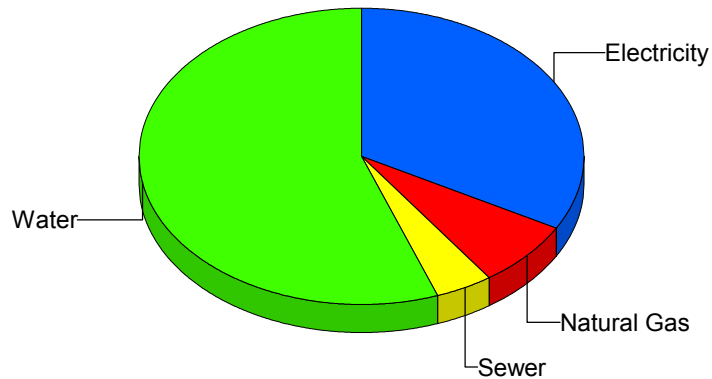
Cost Avoidance Program

Cost Summary Graph

Grouped by Energy Type

Energy Type	Use	Units	Meter Cost	Special Charges	Total Cost	Avg Unit Cost	% of Total Cost
Site: SCHUSTER ELEMENTARY - SCHUSTER ELEMENTARY							
Electricity	18,160	KWH	\$1,714.69	\$0.00	\$1,714.69	0.0944	33.19%
Natural Gas	637	CCF	\$359.41	\$0.00	\$359.41	0.5642	6.96%
Water	742	CCF	\$2,867.56	\$0.00	\$2,867.56	3.8646	55.51%
Sewer	122	CCF	\$223.93	\$0.00	\$223.93	1.8355	4.34%
Total Cost:			\$5,165.59	\$0.00	\$5,165.59		

For
SCHUSTER
ELEMENTARY



Electricity	33.2%
Natural Gas	7.0%
Sewer	4.3%
Water	55.5%
Total:	100.0%

Filters: Cost Center Name Not Equal To DoNotReport; Billing Period Equal To 201204All Meter CodesAll Group Names

elpaso

Energy CAP

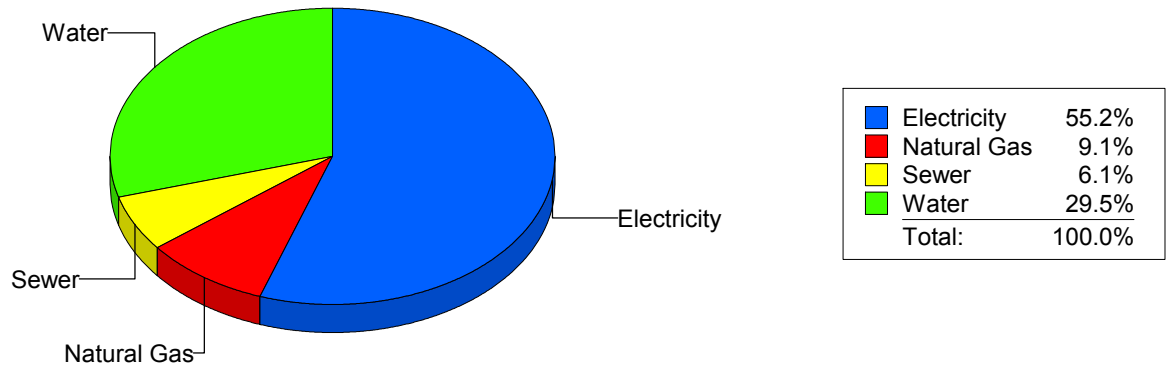
Cost Avoidance Program

Cost Summary Graph

Grouped by Energy Type

Energy Type	Use	Units	Meter Cost	Special Charges	Total Cost	Avg Unit Cost	% of Total Cost
Site: STANTON ELEMENTARY - STANTON ELEMENTARY							
Electricity	27,236	KWH	\$3,098.52	\$0.00	\$3,098.52	0.1138	55.21%
Natural Gas	859	CCF	\$512.76	\$0.00	\$512.76	0.5969	9.14%
Water	573	CCF	\$1,656.90	\$0.00	\$1,656.90	2.8916	29.52%
Sewer	175	CCF	\$344.32	\$0.00	\$344.32	1.9675	6.13%
Total Cost:			\$5,612.50	\$0.00	\$5,612.50		

For STANTON
ELEMENTARY



Filters: Cost Center Name Not Equal To DoNotReport; Billing Period Equal To 201204All Meter CodesAll Group Names

elpaso

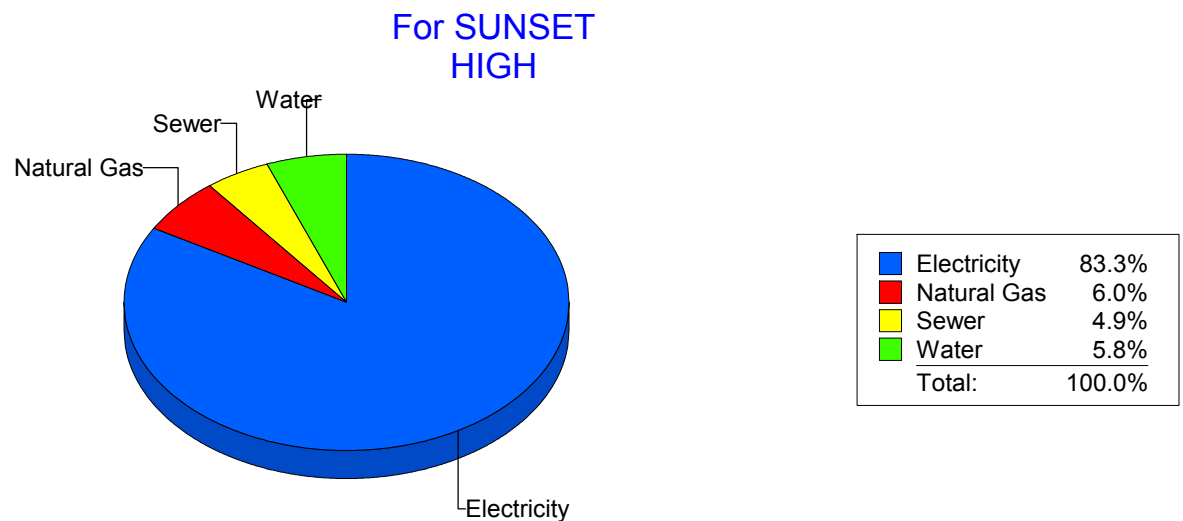
Energy CAP

Cost Avoidance Program

Cost Summary Graph

Grouped by Energy Type

Energy Type	Use	Units	Meter Cost	Special Charges	Total Cost	Avg Unit Cost	% of Total Cost
Site: SUNSET HIGH - SUNSET HIGH							
Electricity	17,680	KWH	\$2,068.70	\$0.00	\$2,068.70	0.1170	83.34%
Natural Gas	232	CCF	\$148.44	\$0.00	\$148.44	0.6398	5.98%
Water	53	CCF	\$143.48	\$0.00	\$143.48	2.7072	5.78%
Sewer	44	CCF	\$121.75	\$0.00	\$121.75	2.7670	4.90%
Total Cost:			\$2,482.37	\$0.00	\$2,482.37		



Filters: Cost Center Name Not Equal To DoNotReport; Billing Period Equal To 201204All Meter CodesAll Group Names

elpaso

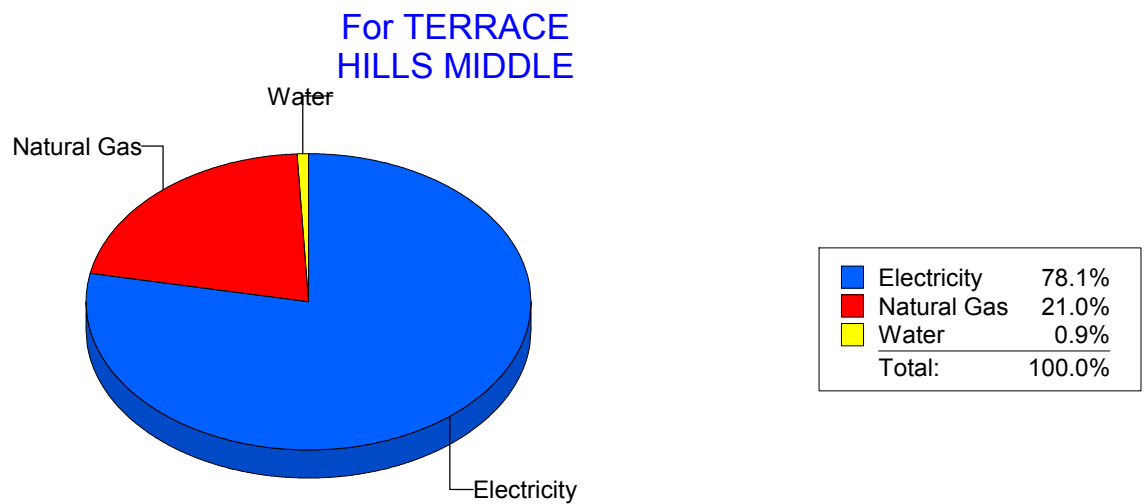
Energy CAP

Cost Avoidance Program

Cost Summary Graph

Grouped by Energy Type

Energy Type	Use	Units	Meter Cost	Special Charges	Total Cost	Avg Unit Cost	% of Total Cost
Site: TERRACE HILLS MIDDLE - TERRACE HILLS MIDDLE							
Electricity	35,400	KWH	\$3,433.34	\$0.00	\$3,433.34	0.0970	78.15%
Natural Gas	1,684	CCF	\$922.51	\$0.00	\$922.51	0.5478	21.00%
Water	0	CCF	\$37.45	\$0.00	\$37.45	0.0000	0.85%
Total Cost:			\$4,393.30	\$0.00	\$4,393.30		



Filters: Cost Center Name Not Equal To DoNotReport; Billing Period Equal To 201204All Meter CodesAll Group Names

elpaso

Energy CAP

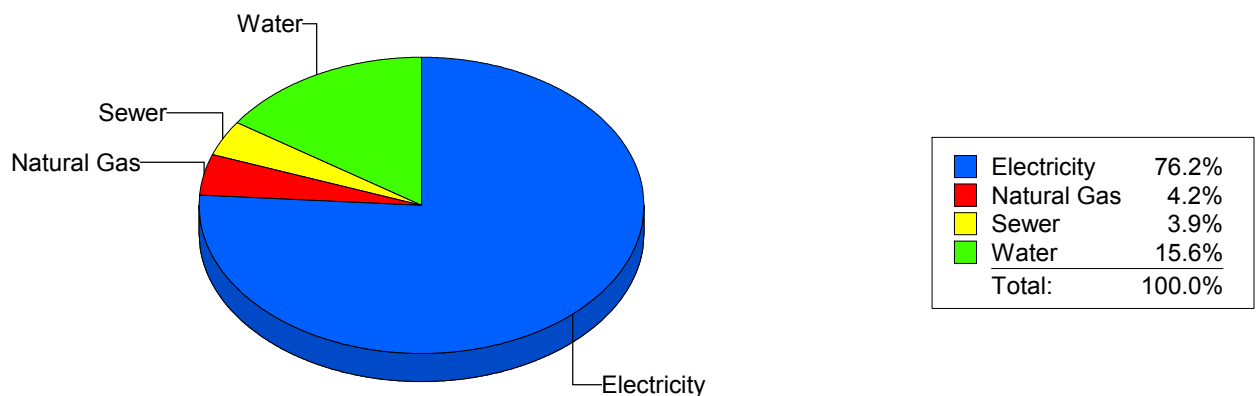
Cost Avoidance Program

Cost Summary Graph

Grouped by Energy Type

Energy Type	Use	Units	Meter Cost	Special Charges	Total Cost	Avg Unit Cost	% of Total Cost
Site: TIPPIN - TIPPIN ELEMENTARY							
Electricity	61,200	KWH	\$6,756.70	\$0.00	\$6,756.70	0.1104	76.24%
Natural Gas	665	CCF	\$373.61	\$0.00	\$373.61	0.5618	4.22%
Water	334	CCF	\$1,386.03	\$0.00	\$1,386.03	4.1498	15.64%
Sewer	156	CCF	\$346.10	\$0.00	\$346.10	2.2186	3.91%
Total Cost:			\$8,862.44	\$0.00	\$8,862.44		

For TIPPIN
ELEMENTARY



Filters: Cost Center Name Not Equal To DoNotReport; Billing Period Equal To 201204All Meter CodesAll Group Names

elpaso

Energy CAP

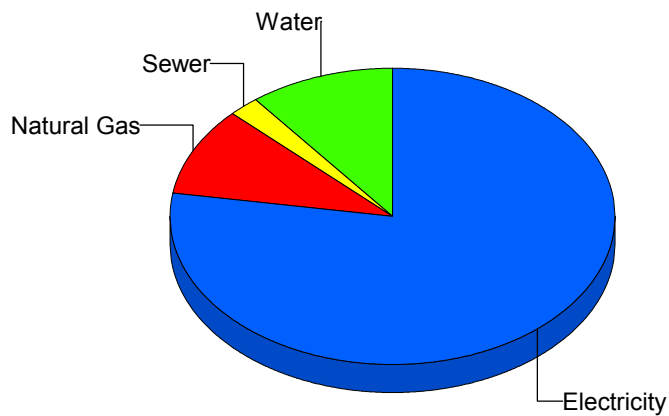
Cost Avoidance Program

Cost Summary Graph

Grouped by Energy Type

Energy Type	Use	Units	Meter Cost	Special Charges	Total Cost	Avg Unit Cost	% of Total Cost
Site: TOMLEA - TOM LEA							
Electricity	66,240	KWH	\$7,404.68	\$0.00	\$7,404.68	0.1118	77.51%
Natural Gas	1,738	CCF	\$917.91	\$0.00	\$917.91	0.5281	9.61%
Water	289	CCF	\$1,000.30	\$0.00	\$1,000.30	3.4612	10.47%
Sewer	68	CCF	\$230.82	\$0.00	\$230.82	3.3944	2.42%
Total Cost:			\$9,553.71	\$0.00	\$9,553.71		

For TOM LEA



Filters: Cost Center Name Not Equal To DoNotReport; Billing Period Equal To 201204All Meter CodesAll Group Names

elpaso

Energy CAP

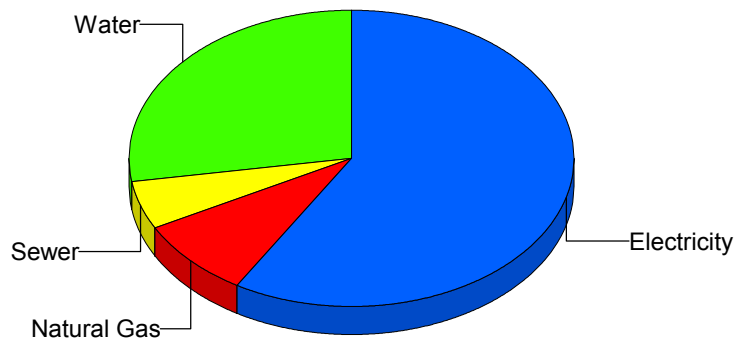
Cost Avoidance Program

Cost Summary Graph

Grouped by Energy Type

Energy Type	Use	Units	Meter Cost	Special Charges	Total Cost	Avg Unit Cost	% of Total Cost
Site: TRAVIS ELEMENTARY SC - TRAVIS ELEMENTARY SC							
Electricity	23,522	KWH	\$2,573.35	\$0.00	\$2,573.35	0.1094	58.51%
Natural Gas	610	CCF	\$383.34	\$0.00	\$383.34	0.6284	8.72%
Water	352	CCF	\$1,208.22	\$0.00	\$1,208.22	3.4324	27.47%
Sewer	90	CCF	\$232.97	\$0.00	\$232.97	2.5886	5.30%
Total Cost:			\$4,397.88	\$0.00	\$4,397.88		

For TRAVIS
ELEMENTARY
SC



Electricity	58.5%
Natural Gas	8.7%
Sewer	5.3%
Water	27.5%
Total:	100.0%

Filters: Cost Center Name Not Equal To DoNotReport; Billing Period Equal To 201204All Meter CodesAll Group Names

elpaso

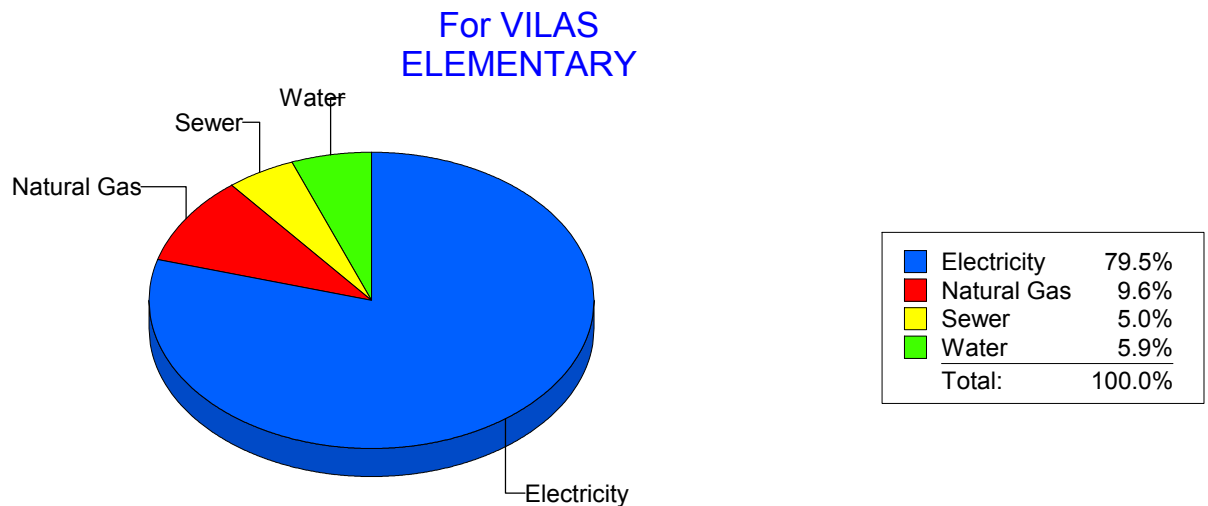
Energy CAP

Cost Avoidance Program

Cost Summary Graph

Grouped by Energy Type

Energy Type	Use	Units	Meter Cost	Special Charges	Total Cost	Avg Unit Cost	% of Total Cost
Site: VILAS ELEMENTARY - VILAS ELEMENTARY							
Electricity	39,293	KWH	\$5,567.57	\$0.00	\$5,567.57	0.1417	79.46%
Natural Gas	1,061	CCF	\$675.63	\$0.00	\$675.63	0.6368	9.64%
Water	94	CCF	\$415.15	\$0.00	\$415.15	4.4165	5.93%
Sewer	62	CCF	\$348.07	\$0.00	\$348.07	5.6140	4.97%
Total Cost:			\$7,006.42	\$0.00	\$7,006.42		



Filters: Cost Center Name Not Equal To DoNotReport; Billing Period Equal To 201204All Meter CodesAll Group Names

elpaso

Energy CAP

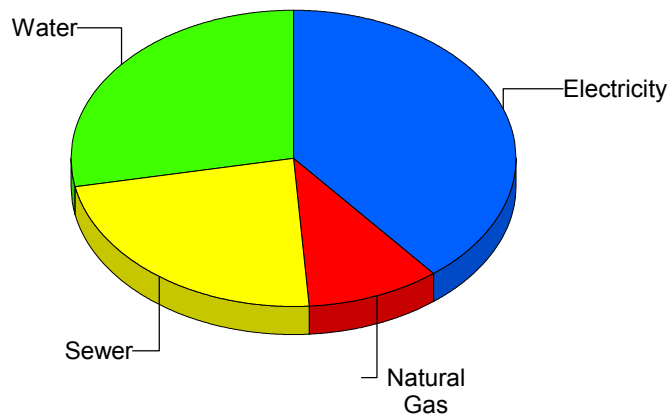
Cost Avoidance Program

Cost Summary Graph

Grouped by Energy Type

Energy Type	Use	Units	Meter Cost	Special Charges	Total Cost	Avg Unit Cost	% of Total Cost
Site: WAINWRIGHT ELEMENTAR - WAINWRIGHT ELEMENTAR							
Electricity	10,750	KWH	\$1,181.33	\$0.00	\$1,181.33	0.1099	39.05%
Natural Gas	386	CCF	\$293.52	\$0.00	\$293.52	0.7604	9.70%
Water	178	CCF	\$850.97	\$0.00	\$850.97	4.7807	28.13%
Sewer	428	CCF	\$699.31	\$0.00	\$699.31	1.6339	23.12%
Total Cost:			\$3,025.13	\$0.00	\$3,025.13		

For
WAINWRIGHT
ELEMENTAR



Electricity	39.1%
Natural Gas	9.7%
Sewer	23.1%
Water	28.1%
Total:	100.0%

Filters: Cost Center Name Not Equal To DoNotReport; Billing Period Equal To 201204All Meter CodesAll Group Names

elpaso

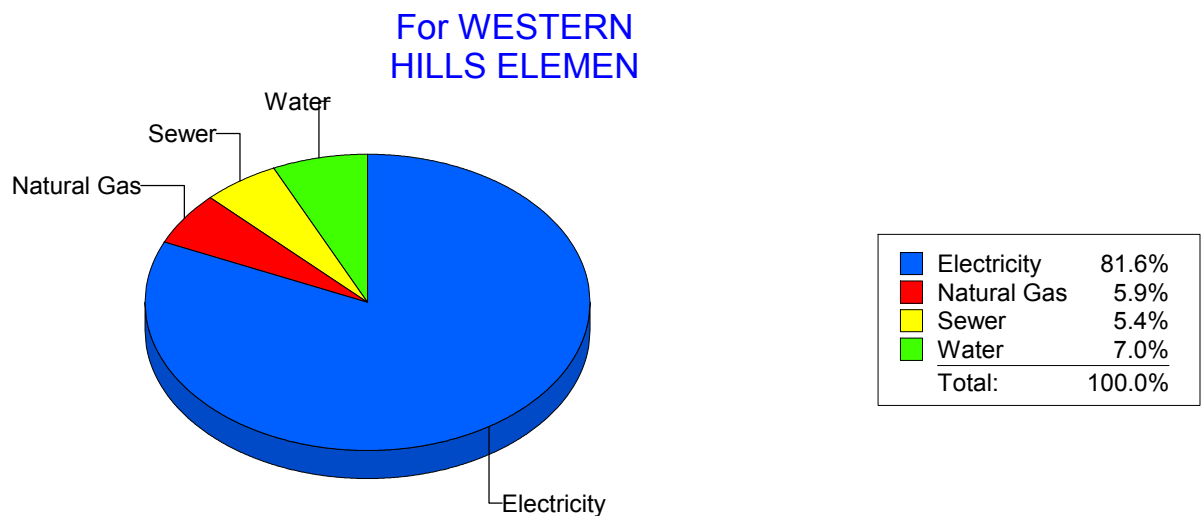
Energy CAP

Cost Avoidance Program

Cost Summary Graph

Grouped by Energy Type

Energy Type	Use	Units	Meter Cost	Special Charges	Total Cost	Avg Unit Cost	% of Total Cost
Site: WESTERN HILLS ELEMEN - WESTERN HILLS ELEMEN							
Electricity	50,160	KWH	\$5,969.83	\$0.00	\$5,969.83	0.1190	81.64%
Natural Gas	783	CCF	\$433.47	\$0.00	\$433.47	0.5536	5.93%
Water	167	CCF	\$512.93	\$0.00	\$512.93	3.0714	7.01%
Sewer	87	CCF	\$396.39	\$0.00	\$396.39	4.5562	5.42%
Total Cost:			\$7,312.62	\$0.00	\$7,312.62		



Filters: Cost Center Name Not Equal To DoNotReport; Billing Period Equal To 201204All Meter CodesAll Group Names

elpaso

Energy CAP

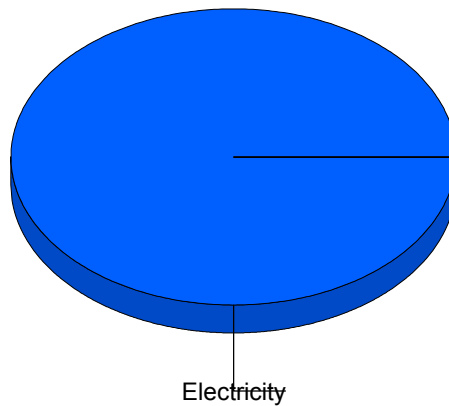
Cost Avoidance Program

Cost Summary Graph

Grouped by Energy Type

Energy Type	Use	Units	Meter Cost	Special Charges	Total Cost	Avg Unit Cost	% of Total Cost
Site: WESTSIDE TRANSPORTAT - WESTSIDE TRANSPORTAT							
Electricity		2,046 KWH	\$258.37	\$0.00	\$258.37	0.1263	100.00%
Total Cost:			\$258.37	\$0.00	\$258.37		

For WESTSIDE
TRANSPORTAT



■ Electricity	100.0%
Total:	100.0%

Filters: Cost Center Name Not Equal To DoNotReport; Billing Period Equal To 201204All Meter CodesAll Group Names

elpaso

Energy CAP

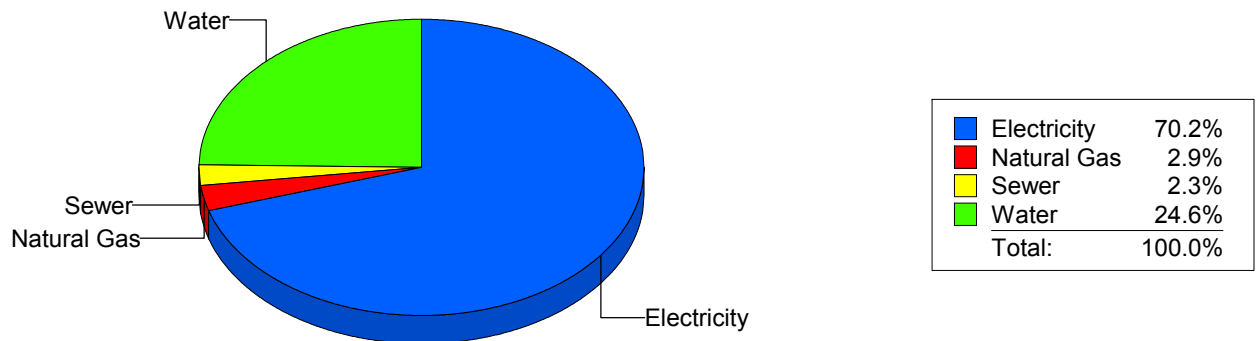
Cost Avoidance Program

Cost Summary Graph

Grouped by Energy Type

Energy Type	Use	Units	Meter Cost	Special Charges	Total Cost	Avg Unit Cost	% of Total Cost
Site: WHITAKER ELEMENTARY - WHITAKER ELEMENTARY							
Electricity	76,800	KWH	\$8,083.31	\$0.00	\$8,083.31	0.1053	70.21%
Natural Gas	590	CCF	\$335.56	\$0.00	\$335.56	0.5687	2.91%
Water	1,358	CCF	\$2,834.04	\$0.00	\$2,834.04	2.0869	24.62%
Sewer	90	CCF	\$259.64	\$0.00	\$259.64	2.8849	2.26%
Total Cost:			\$11,512.55	\$0.00	\$11,512.55		

For WHITAKER
ELEMENTARY



Filters: Cost Center Name Not Equal To DoNotReport; Billing Period Equal To 201204All Meter CodesAll Group Names

elpaso

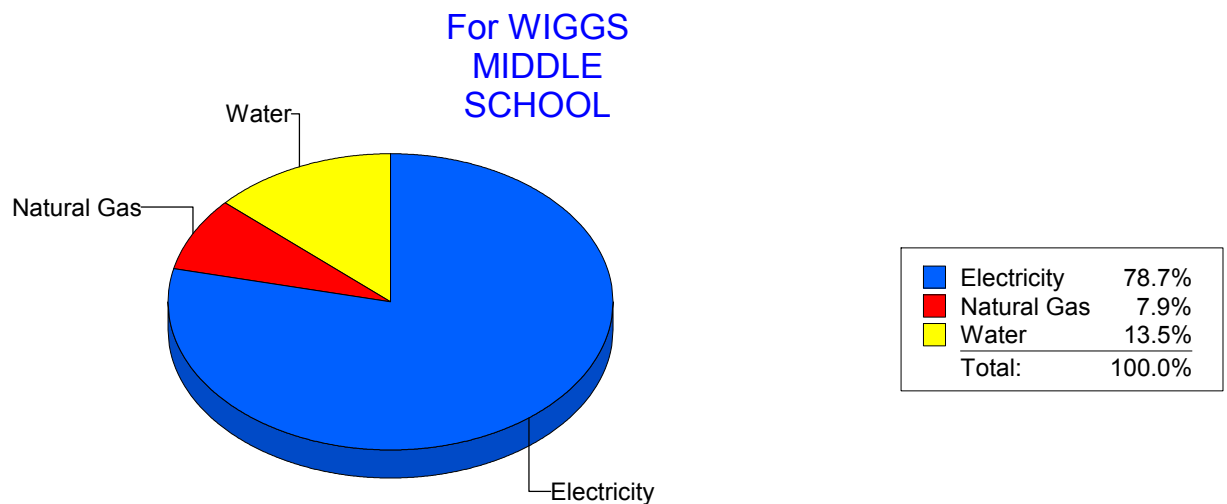
Energy CAP

Cost Avoidance Program

Cost Summary Graph

Grouped by Energy Type

Energy Type	Use	Units	Meter Cost	Special Charges	Total Cost	Avg Unit Cost	% of Total Cost
Site: WIGGS MIDDLE SCHOOL - WIGGS MIDDLE SCHOOL							
Electricity	53,680	KWH	\$5,626.73	\$0.00	\$5,626.73	0.1048	78.67%
Natural Gas	1,039	CCF	\$563.33	\$0.00	\$563.33	0.5422	7.88%
Water	375	CCF	\$962.19	\$0.00	\$962.19	2.5658	13.45%
Total Cost:			\$7,152.25	\$0.00	\$7,152.25		



Filters: Cost Center Name Not Equal To DoNotReport; Billing Period Equal To 201204All Meter CodesAll Group Names

elpaso

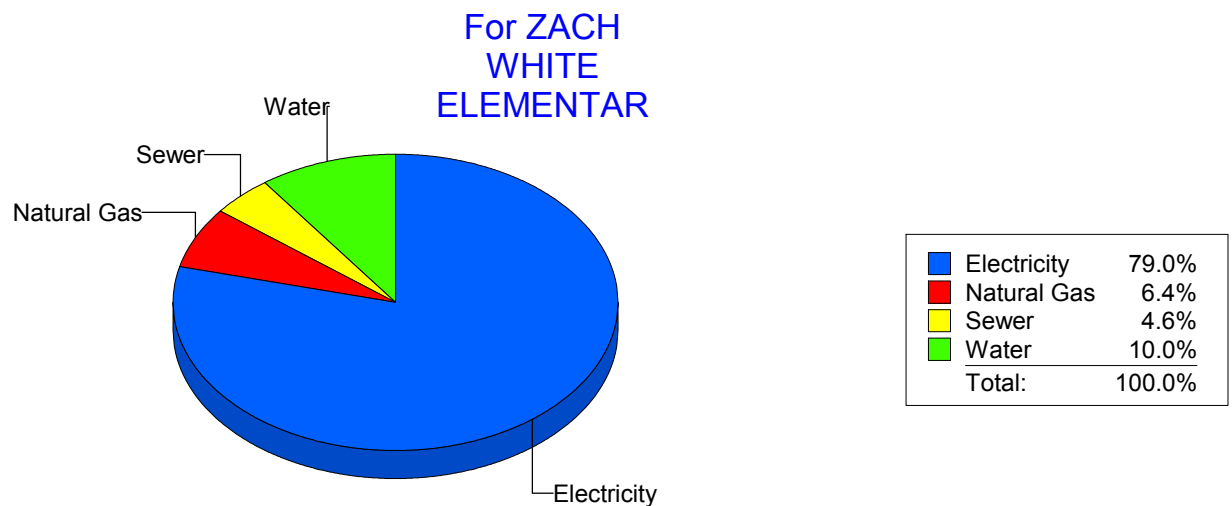
Energy CAP

Cost Avoidance Program

Cost Summary Graph

Grouped by Energy Type

Energy Type	Use	Units	Meter Cost	Special Charges	Total Cost	Avg Unit Cost	% of Total Cost
Site: ZACH WHITE ELEMENTAR - ZACH WHITE ELEMENTAR							
Electricity	53,400	KWH	\$6,398.79	\$0.00	\$6,398.79	0.1198	78.99%
Natural Gas	888	CCF	\$521.14	\$0.00	\$521.14	0.5869	6.43%
Water	247	CCF	\$807.39	\$0.00	\$807.39	3.2688	9.97%
Sewer	79	CCF	\$373.45	\$0.00	\$373.45	4.7272	4.61%
Total Cost:			\$8,100.77	\$0.00	\$8,100.77		



Filters: Cost Center Name Not Equal To DoNotReport; Billing Period Equal To 201204All Meter CodesAll Group Names

elpaso

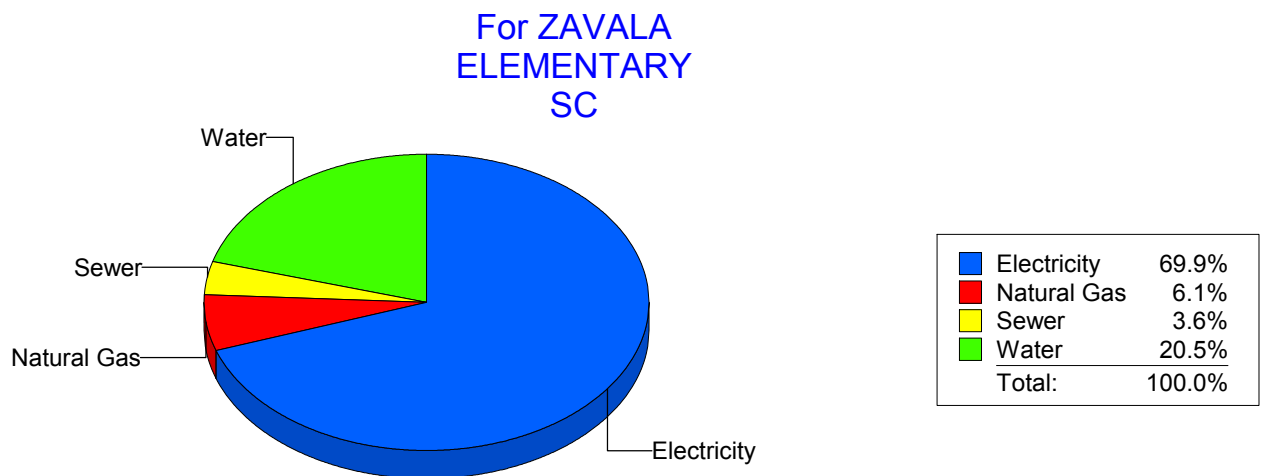
Energy CAP

Cost Avoidance Program

Cost Summary Graph

Grouped by Energy Type

Energy Type	Use	Units	Meter Cost	Special Charges	Total Cost	Avg Unit Cost	% of Total Cost
Site: ZAVALA ELEMENTARY SC - ZAVALA ELEMENTARY SC							
Electricity	26,503	KWH	\$2,457.02	\$0.00	\$2,457.02	0.0927	69.86%
Natural Gas	355	CCF	\$213.38	\$0.00	\$213.38	0.6011	6.07%
Water	190	CCF	\$719.86	\$0.00	\$719.86	3.7887	20.47%
Sewer	48	CCF	\$126.99	\$0.00	\$126.99	2.6456	3.61%
Total Cost:			\$3,517.25	\$0.00	\$3,517.25		



Filters: Cost Center Name Not Equal To DoNotReport; Billing Period Equal To 201204All Meter CodesAll Group Names

elpaso

Energy CAP

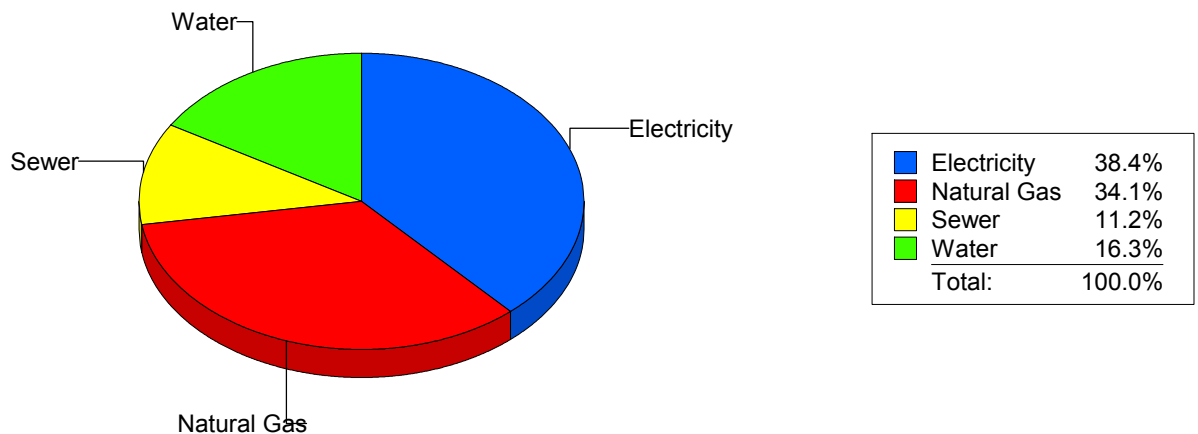
Cost Avoidance Program

Cost Summary Graph

Grouped by Energy Type

Energy Type	Use	Units	Meter Cost	Special Charges	Total Cost	Avg Unit Cost	% of Total Cost
Site: ZUNI COTTAGES - ZUNI COTTAGES							
Electricity		468 KWH	\$85.02	\$0.00	\$85.02	0.1817	38.44%
Natural Gas		0 CCF	\$75.42	\$0.00	\$75.42	0.0000	34.10%
Water		8 CCF	\$35.97	\$0.00	\$35.97	4.4963	16.26%
Sewer		3 CCF	\$24.75	\$0.00	\$24.75	8.2500	11.19%
Total Cost:			\$221.16	\$0.00	\$221.16		

For ZUNI COTTAGES



Filters: Cost Center Name Not Equal To DoNotReport; Billing Period Equal To 201204All Meter CodesAll Group Names

el Paso

Energy CAP

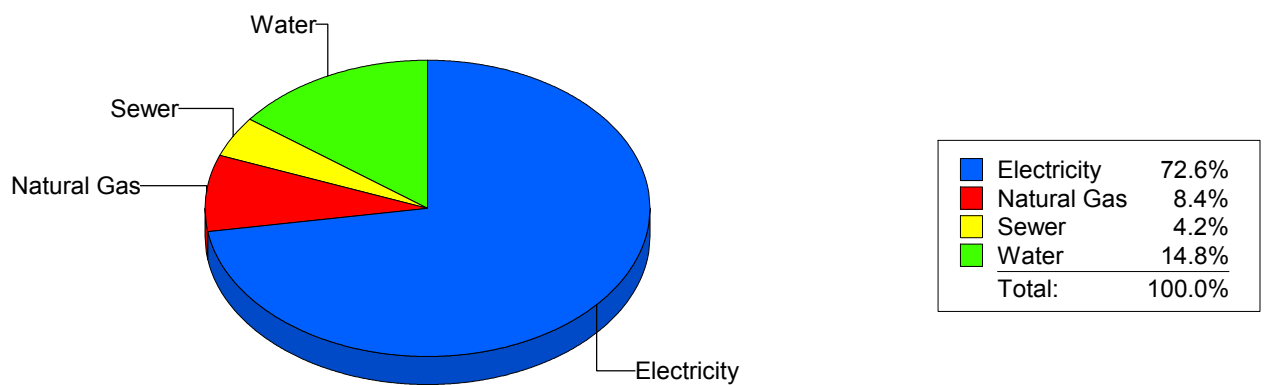
Cost Avoidance Program

Cost Summary Graph

Grouped by Energy Type

Energy Type	Use	Units	Meter Cost	Special Charges	Total Cost	Avg Unit Cost	% of Total Cost
All Sites							
Electricity	6,343,697	KWH	\$675,653.35	\$0.00	\$675,653.35	0.1065	72.57%
Natural Gas	139,299	CCF	\$77,873.27	\$0.00	\$77,873.27	0.5590	8.36%
Water	52,076	CCF	\$138,017.07	\$0.00	\$138,017.07	2.6503	14.82%
Sewer	16,701	CCF	\$39,470.22	\$0.00	\$39,470.22	2.3633	4.24%
Total Cost:			\$931,013.91	\$0.00	\$931,013.91		

For All Sites



Filters: Cost Center Name Not Equal To DoNotReport; Billing Period Equal To 201204All Meter CodesAll Group Names