

elpaso

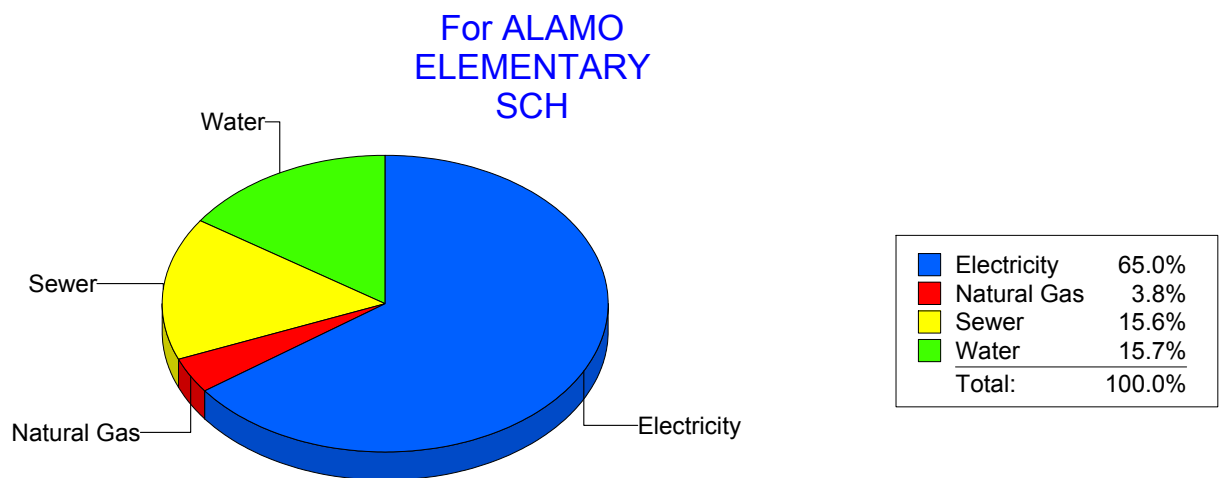
Energy CAP

Cost Avoidance Program

Cost Summary Graph

Grouped by Energy Type

Energy Type	Use	Units	Total Cost	Avg Unit Cost	% of Total Cost
Site: ALAMO ELEMENTARY SCH - ALAMO ELEMENTARY SCH					
Electricity	3,750	KWH	\$519.69	0.1386	65.00%
Natural Gas	0	CCF	\$30.10	0.0000	3.76%
Water	0	CCF	\$125.26	0.0000	15.67%
Sewer	0	CCF	\$124.48	0.0000	15.57%
Total Cost:			\$799.53		



Filters: Cost Center Name Not Equal To DoNotReport; Site Name Not Equal To DoNotReport; Billing Period Equal To 200808

elpaso

Energy CAP

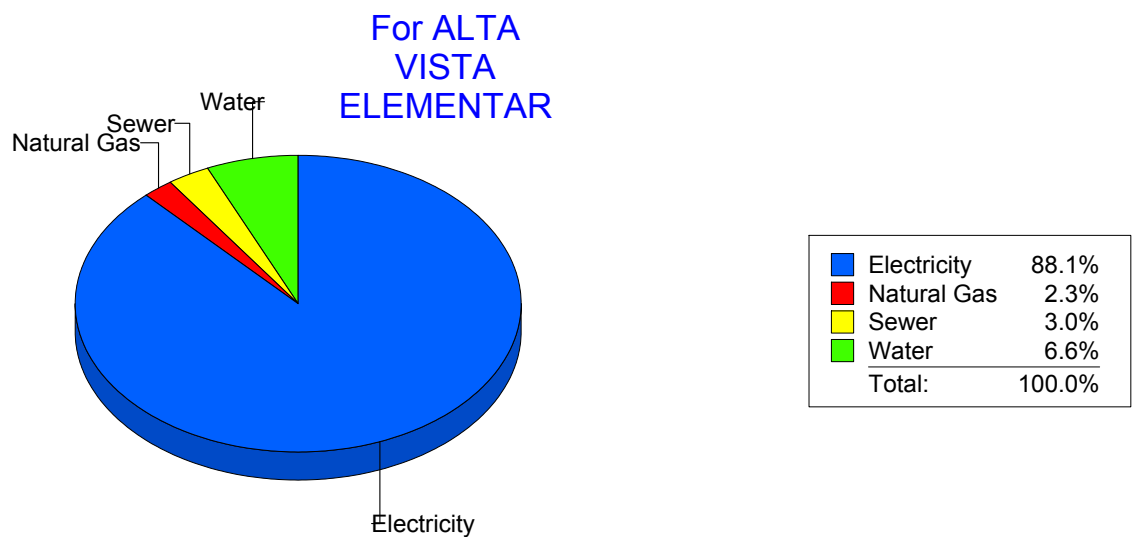
Cost Avoidance Program

Cost Summary Graph

Grouped by Energy Type

Energy Type	Use	Units	Total Cost	Avg Unit Cost	% of Total Cost
Site: ALTA VISTA ELEMENTAR - ALTA VISTA ELEMENTAR					
Electricity	21,900	KWH	\$4,294.81	0.1961	88.05%
Natural Gas	62	CCF	\$114.49	1.8466	2.35%
Water	141	CCF	\$319.73	2.2676	6.56%
Sewer	68	CCF	\$148.60	2.1853	3.05%

Total Cost: \$4,877.63



Filters: Cost Center Name Not Equal To DoNotReport; Site Name Not Equal To DoNotReport; Billing Period Equal To 200808

elpaso

Energy CAP

Cost Avoidance Program

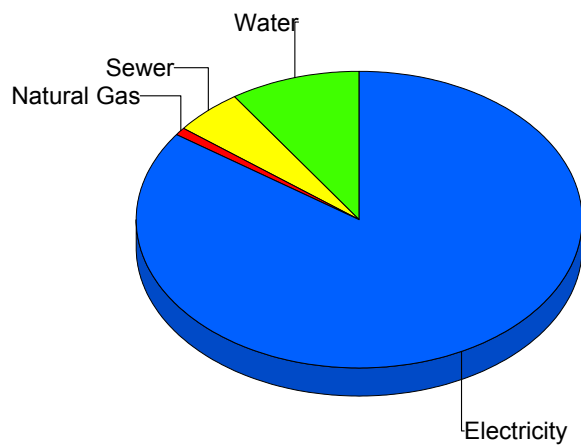
Cost Summary Graph

Grouped by Energy Type

Energy Type	Use	Units	Total Cost	Avg Unit Cost	% of Total Cost
Site: ANDRESS HIGH SCHOOL - ANDRESS HIGH SCHOOL					
Electricity	188,727	KWH	\$22,799.47	0.1208	84.81%
Natural Gas	154	CCF	\$231.31	1.5020	0.86%
Water	1,611	CCF	\$2,504.04	1.5543	9.31%
Sewer	953	CCF	\$1,347.92	1.4144	5.01%

Total Cost: \$26,882.74

For ANDRESS
HIGH SCHOOL



Electricity	84.8%
Natural Gas	0.9%
Sewer	5.0%
Water	9.3%
Total:	100.0%

Filters: Cost Center Name Not Equal To DoNotReport; Site Name Not Equal To DoNotReport; Billing Period Equal To 200808

elpaso

Energy CAP

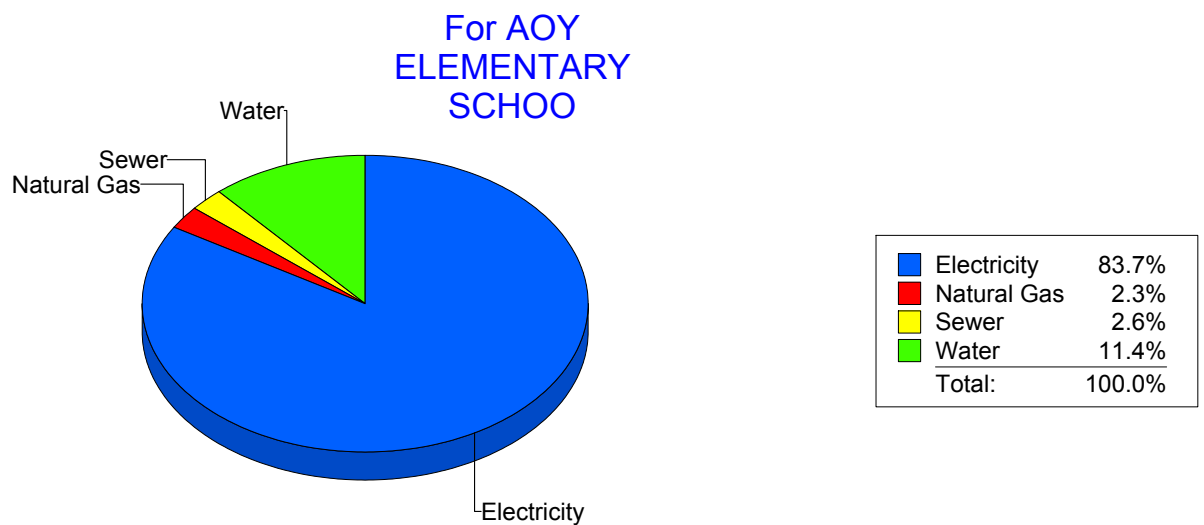
Cost Avoidance Program

Cost Summary Graph

Grouped by Energy Type

Energy Type	Use	Units	Total Cost	Avg Unit Cost	% of Total Cost
Site: AOY ELEMENTARY SCHOO - AOY ELEMENTARY SCHOO					
Electricity	84,289	KWH	\$12,039.19	0.1428	83.66%
Natural Gas	291	CCF	\$336.83	1.1575	2.34%
Water	312	CCF	\$1,645.49	5.2740	11.43%
Sewer	85	CCF	\$369.38	4.3456	2.57%

Total Cost: \$14,390.89



Filters: Cost Center Name Not Equal To DoNotReport; Site Name Not Equal To DoNotReport; Billing Period Equal To 200808

el Paso

Energy CAP

Cost Avoidance Program

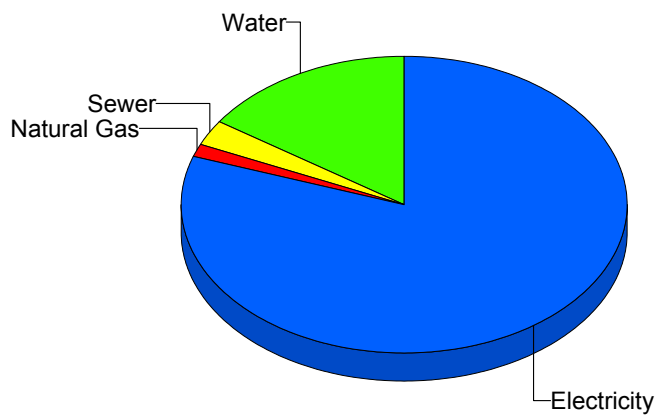
Cost Summary Graph

Grouped by Energy Type

Energy Type	Use	Units	Total Cost	Avg Unit Cost	% of Total Cost
Site: AUSTIN HIGH SCHOOL - AUSTIN HIGH SCHOOL					
Electricity	225,010	KWH	\$25,732.96	0.1144	80.29%
Natural Gas	396	CCF	\$467.44	1.1804	1.46%
Water	1,575	CCF	\$4,944.79	3.1395	15.43%
Sewer	446	CCF	\$902.85	2.0243	2.82%

Total Cost: \$32,048.04

For AUSTIN
HIGH SCHOOL



Electricity	80.3%
Natural Gas	1.5%
Sewer	2.8%
Water	15.4%
Total:	100.0%

Filters: Cost Center Name Not Equal To DoNotReport; Site Name Not Equal To DoNotReport; Billing Period Equal To 200808

elpaso

Energy CAP

Cost Avoidance Program

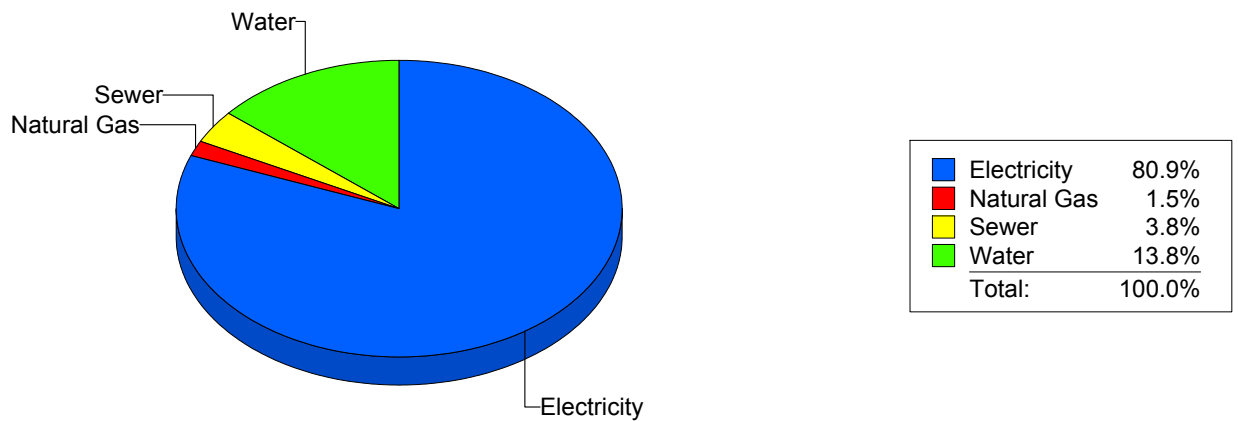
Cost Summary Graph

Grouped by Energy Type

Energy Type	Use	Units	Total Cost	Avg Unit Cost	% of Total Cost
Site: BARRON - BARRON					
Electricity	56,989	KWH	\$9,419.04	0.1653	80.92%
Natural Gas	126	CCF	\$172.83	1.3717	1.48%
Water	275	CCF	\$1,609.64	5.8532	13.83%
Sewer	160	CCF	\$438.39	2.7399	3.77%

Total Cost: \$11,639.90

For BARRON



Filters: Cost Center Name Not Equal To DoNotReport; Site Name Not Equal To DoNotReport; Billing Period Equal To 200808

el paso

Energy CAP

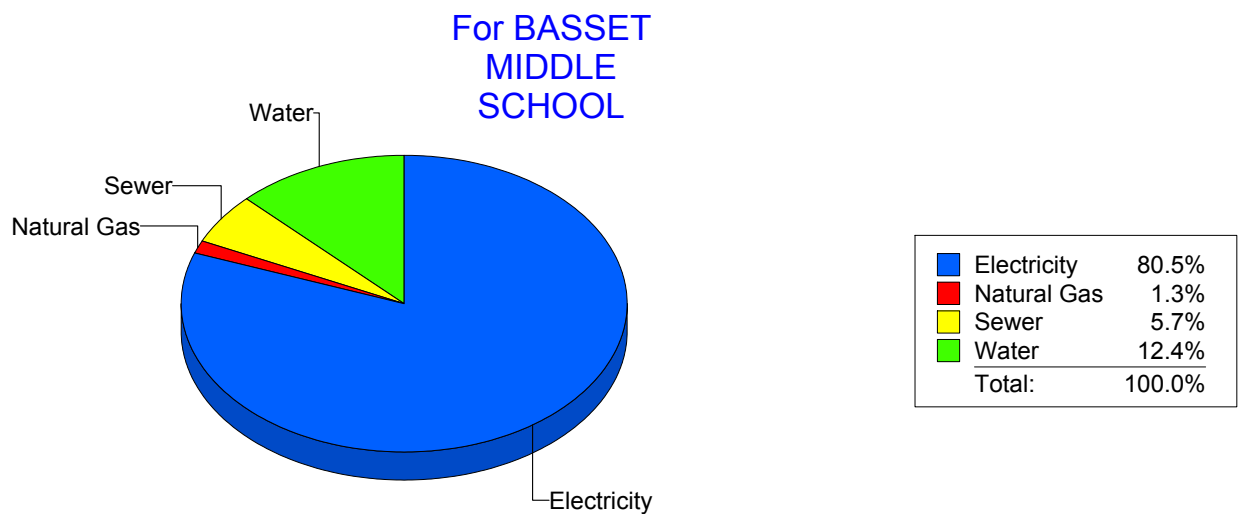
Cost Avoidance Program

Cost Summary Graph

Grouped by Energy Type

Energy Type	Use	Units	Total Cost	Avg Unit Cost	% of Total Cost
Site: BASSET MIDDLE SCHOOL - BASSET MIDDLE SCHOOL					
Electricity	45,243	KWH	\$7,104.90	0.1570	80.46%
Natural Gas	33	CCF	\$119.20	3.6121	1.35%
Water	544	CCF	\$1,098.78	2.0198	12.44%
Sewer	291	CCF	\$507.18	1.7429	5.74%

Total Cost: \$8,830.06



Filters: Cost Center Name Not Equal To DoNotReport; Site Name Not Equal To DoNotReport; Billing Period Equal To 200808

elpaso

Energy CAP

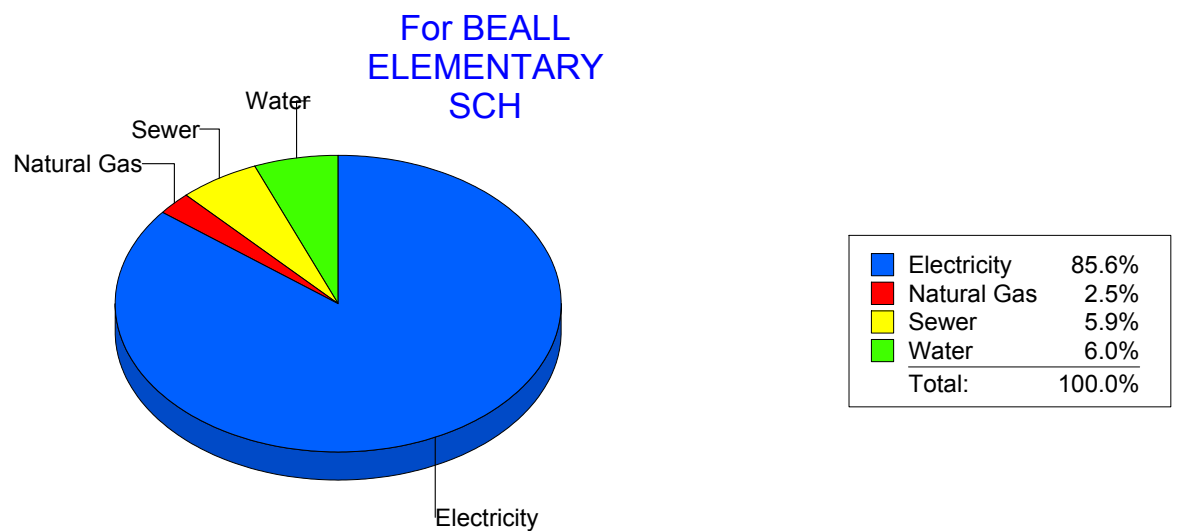
Cost Avoidance Program

Cost Summary Graph

Grouped by Energy Type

Energy Type	Use	Units	Total Cost	Avg Unit Cost	% of Total Cost
Site: BEALL ELEMENTARY SCH - BEALL ELEMENTARY SCH					
Electricity	16,960	KWH	\$3,038.23	0.1791	85.65%
Natural Gas	65	CCF	\$87.02	1.3388	2.45%
Water	60	CCF	\$212.19	3.5365	5.98%
Sewer	57	CCF	\$210.00	3.6842	5.92%

Total Cost: \$3,547.44



Filters: Cost Center Name Not Equal To DoNotReport; Site Name Not Equal To DoNotReport; Billing Period Equal To 200808

elpaso

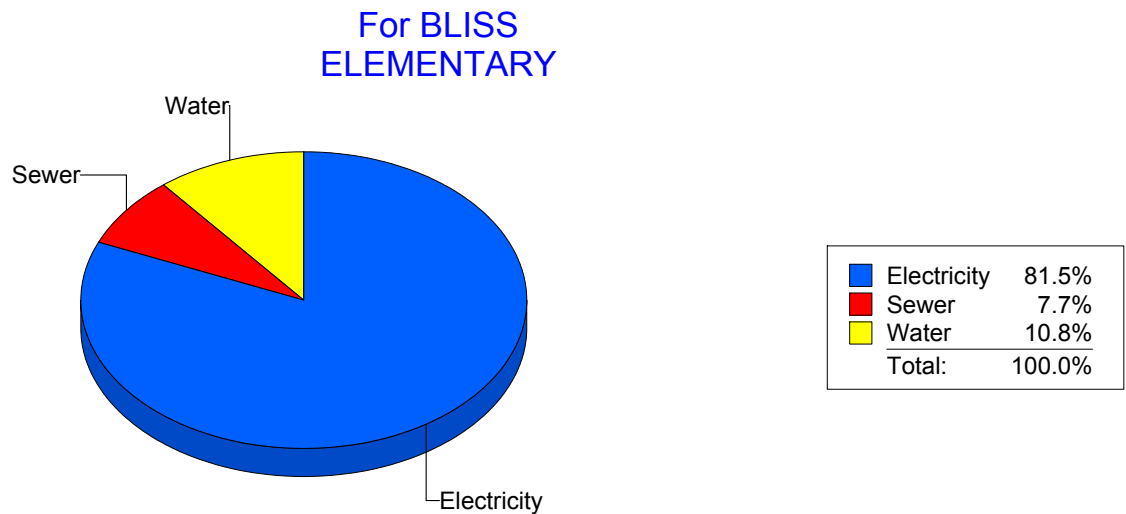
Energy CAP

Cost Avoidance Program

Cost Summary Graph

Grouped by Energy Type

Energy Type	Use	Units	Total Cost	Avg Unit Cost	% of Total Cost
Site: BLISS ELEMENTARY - BLISS ELEMENTARY					
Electricity	14,900	KWH	\$2,965.87	0.1991	81.50%
Water	184	CCF	\$391.99	2.1304	10.77%
Sewer	113	CCF	\$281.12	2.4878	7.73%
Total Cost:			\$3,638.98		



Filters: Cost Center Name Not Equal To DoNotReport; Site Name Not Equal To DoNotReport; Billing Period Equal To 200808

el paso

Energy CAP

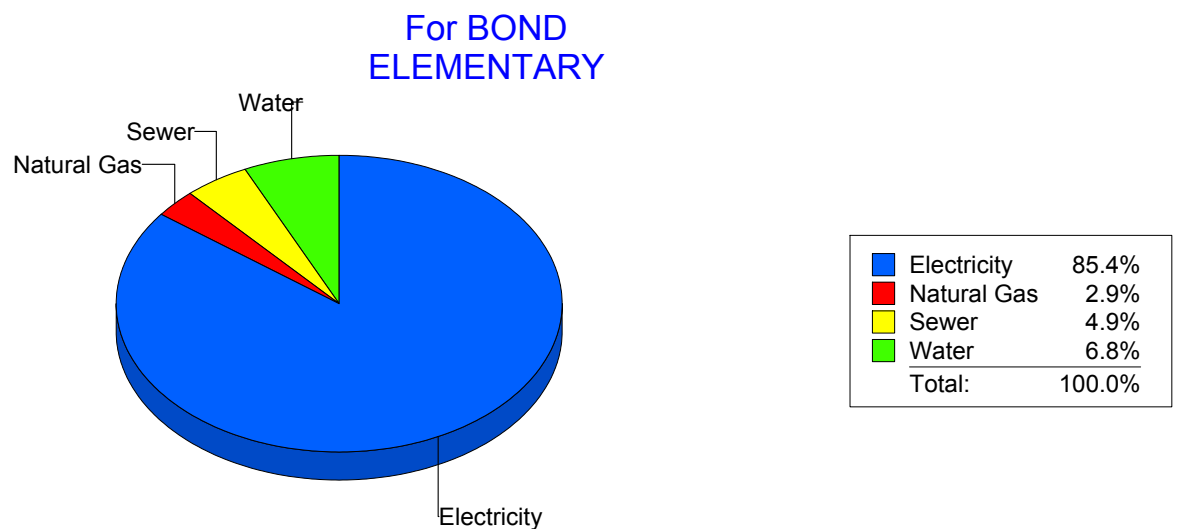
Cost Avoidance Program

Cost Summary Graph

Grouped by Energy Type

Energy Type	Use	Units	Total Cost	Avg Unit Cost	% of Total Cost
Site: BOND - BOND ELEMENTARY					
Electricity	25,324	KWH	\$5,892.39	0.2327	85.35%
Natural Gas	153	CCF	\$200.00	1.3072	2.90%
Water	239	CCF	\$471.74	1.9738	6.83%
Sewer	159	CCF	\$339.54	2.1355	4.92%

Total Cost: \$6,903.67



Filters: Cost Center Name Not Equal To DoNotReport; Site Name Not Equal To DoNotReport; Billing Period Equal To 200808

elpaso

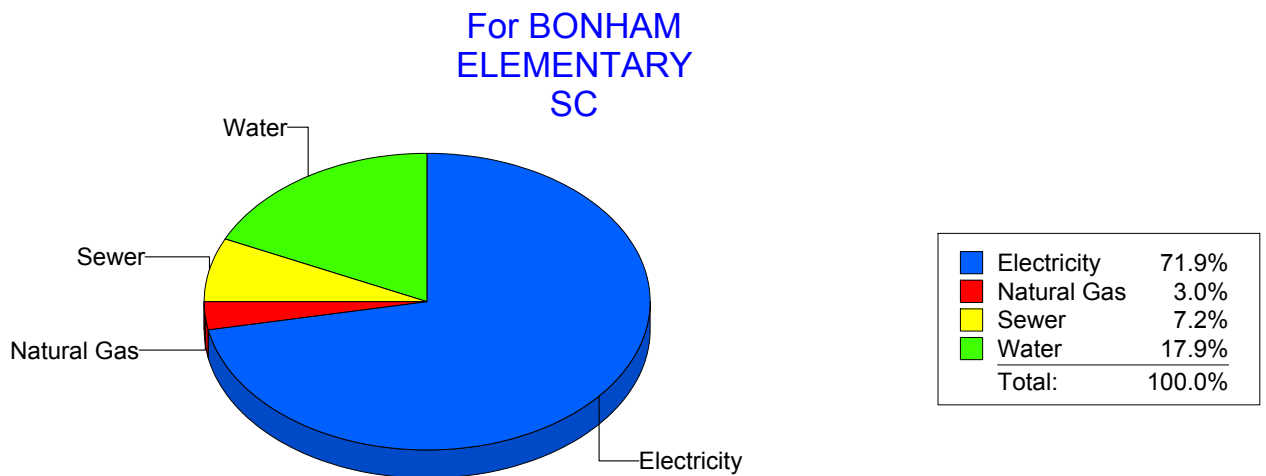
Energy CAP

Cost Avoidance Program

Cost Summary Graph

Grouped by Energy Type

Energy Type	Use	Units	Total Cost	Avg Unit Cost	% of Total Cost
Site: BONHAM ELEMENTARY SC - BONHAM ELEMENTARY SC					
Electricity	15,105	KWH	\$2,937.11	0.1944	71.94%
Natural Gas	69	CCF	\$120.62	1.7481	2.95%
Water	360	CCF	\$731.83	2.0329	17.92%
Sewer	174	CCF	\$293.33	1.6858	7.18%
Total Cost:			\$4,082.89		



Filters: Cost Center Name Not Equal To DoNotReport; Site Name Not Equal To DoNotReport; Billing Period Equal To 200808

el Paso

Energy CAP

Cost Avoidance Program

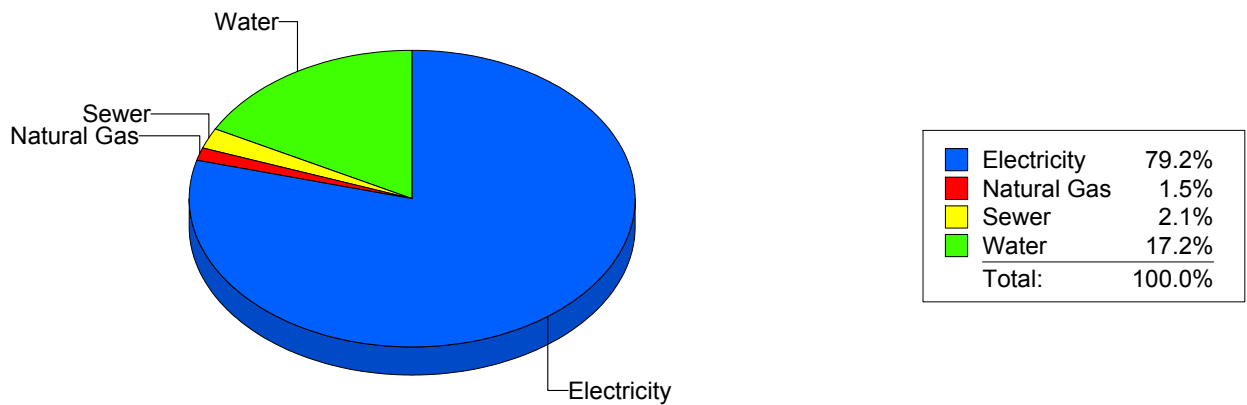
Cost Summary Graph

Grouped by Energy Type

Energy Type	Use	Units	Total Cost	Avg Unit Cost	% of Total Cost
Site: BOWIE HIGH SCHOOL - BOWIE HIGH SCHOOL					
Electricity	339,941	KWH	\$37,510.82	0.1103	79.19%
Natural Gas	665	CCF	\$699.71	1.0522	1.48%
Water	6,797	CCF	\$8,141.96	1.1979	17.19%
Sewer	477	CCF	\$1,017.59	2.1333	2.15%

Total Cost: \$47,370.08

For BOWIE
HIGH SCHOOL



Filters: Cost Center Name Not Equal To DoNotReport; Site Name Not Equal To DoNotReport; Billing Period Equal To 200808

elpaso

Energy CAP

Cost Avoidance Program

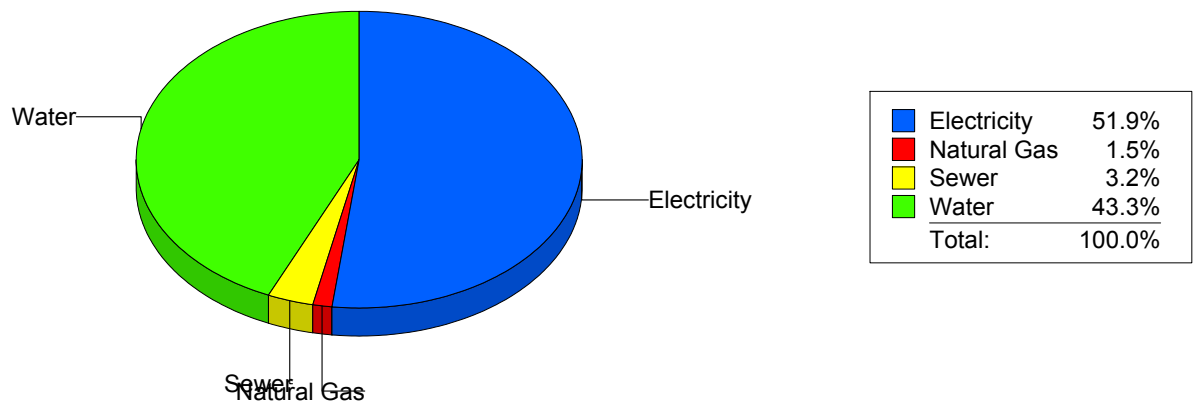
Cost Summary Graph

Grouped by Energy Type

Energy Type	Use	Units	Total Cost	Avg Unit Cost	% of Total Cost
Site: BRADLEY ELEMENTARY - BRADLEY ELEMENTARY					
Electricity	18,500	KWH	\$3,538.39	0.1913	51.90%
Natural Gas	84	CCF	\$103.66	1.2340	1.52%
Water	578	CCF	\$2,955.24	5.1129	43.34%
Sewer	7	CCF	\$220.84	31.5486	3.24%

Total Cost: \$6,818.13

For BRADLEY
ELEMENTARY



Filters: Cost Center Name Not Equal To DoNotReport; Site Name Not Equal To DoNotReport; Billing Period Equal To 200808

el Paso

Energy CAP

Cost Avoidance Program

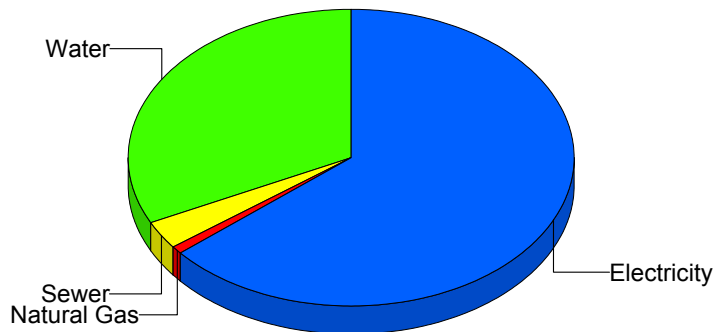
Cost Summary Graph

Grouped by Energy Type

Energy Type	Use	Units	Total Cost	Avg Unit Cost	% of Total Cost
Site: BROWN MIDDLE SCHOOL - BROWN MIDDLE SCHOOL					
Electricity	86,800	KWH	\$12,978.31	0.1495	63.78%
Natural Gas	171	CCF	\$187.94	1.0991	0.92%
Water	1,778	CCF	\$6,570.39	3.6954	32.29%
Sewer	316	CCF	\$613.27	1.9407	3.01%

Total Cost: \$20,349.91

For BROWN
MIDDLE
SCHOOL



Electricity	63.8%
Natural Gas	0.9%
Sewer	3.0%
Water	32.3%
Total:	100.0%

Filters: Cost Center Name Not Equal To DoNotReport; Site Name Not Equal To DoNotReport; Billing Period Equal To 200808

el Paso

Energy CAP

Cost Avoidance Program

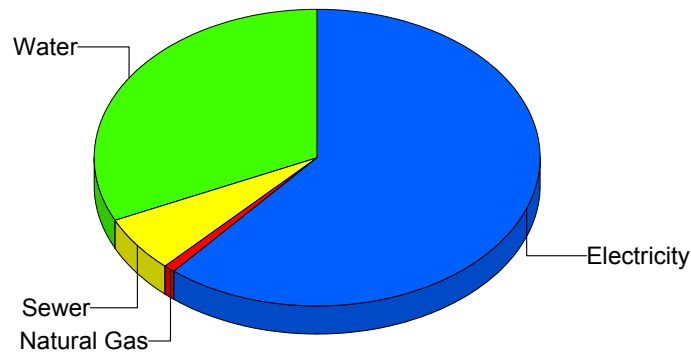
Cost Summary Graph

Grouped by Energy Type

Energy Type	Use	Units	Total Cost	Avg Unit Cost	% of Total Cost
Site: BURGESS HIGH SCHOOL - BURGESS HIGH SCHOOL					
Electricity	86,760	KWH	\$13,017.23	0.1500	61.05%
Natural Gas	115	CCF	\$162.61	1.4140	0.76%
Water	2,680	CCF	\$6,816.68	2.5435	31.97%
Sewer	877	CCF	\$1,325.74	1.5117	6.22%

Total Cost: \$21,322.26

For BURGESS
HIGH SCHOOL



Electricity	61.0%
Natural Gas	0.8%
Sewer	6.2%
Water	32.0%
Total:	100.0%

Filters: Cost Center Name Not Equal To DoNotReport; Site Name Not Equal To DoNotReport; Billing Period Equal To 200808

elpaso

Energy CAP

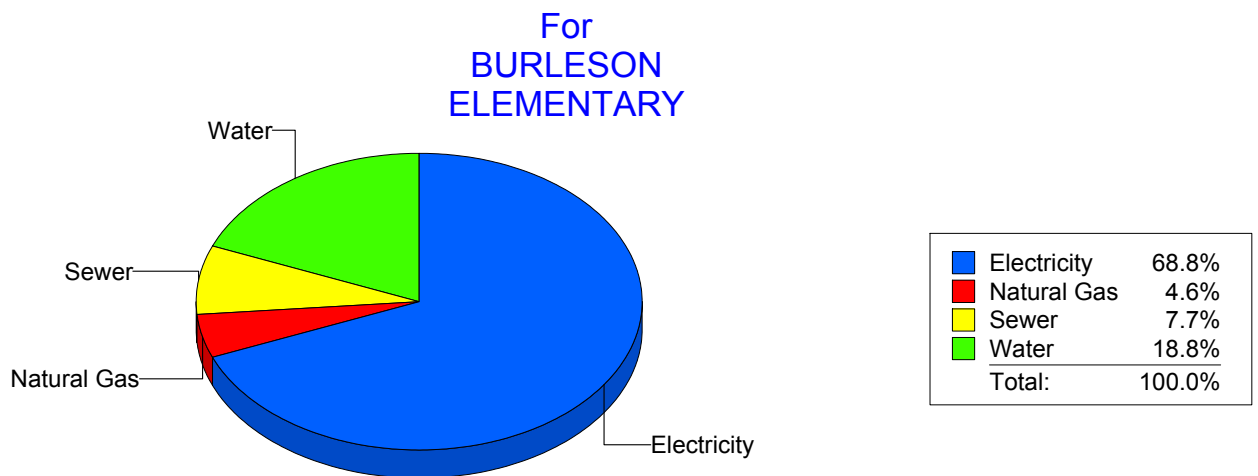
Cost Avoidance Program

Cost Summary Graph

Grouped by Energy Type

Energy Type	Use	Units	Total Cost	Avg Unit Cost	% of Total Cost
Site: BURLESON ELEMENTARY - BURLESON ELEMENTARY					
Electricity	19,660	KWH	\$3,307.32	0.1682	68.85%
Natural Gas	117	CCF	\$222.97	1.9057	4.64%
Water	413	CCF	\$901.56	2.1830	18.77%
Sewer	195	CCF	\$372.13	1.9084	7.75%

Total Cost: \$4,803.98



Filters: Cost Center Name Not Equal To DoNotReport; Site Name Not Equal To DoNotReport; Billing Period Equal To 200808

el Paso

Energy CAP

Cost Avoidance Program

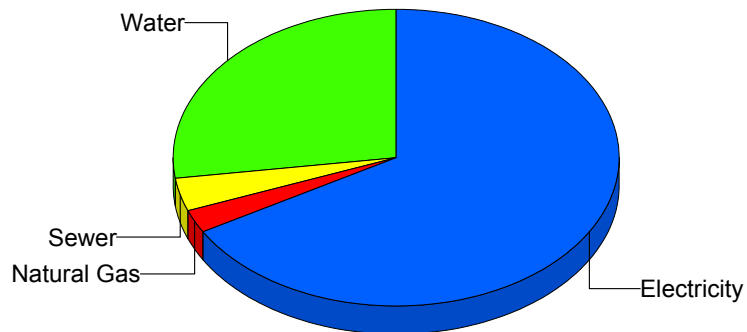
Cost Summary Graph

Grouped by Energy Type

Energy Type	Use	Units	Total Cost	Avg Unit Cost	% of Total Cost
Site: BURNET ELEMENTARY - BURNET ELEMENTARY					
Electricity	15,905	KWH	\$3,145.72	0.1978	66.64%
Natural Gas	74	CCF	\$124.70	1.6851	2.64%
Water	370	CCF	\$1,288.62	3.4828	27.30%
Sewer	78	CCF	\$161.30	2.0679	3.42%

Total Cost: \$4,720.34

For BURNET
ELEMENTARY



Electricity	66.6%
Natural Gas	2.6%
Sewer	3.4%
Water	27.3%
Total:	100.0%

Filters: Cost Center Name Not Equal To DoNotReport; Site Name Not Equal To DoNotReport; Billing Period Equal To 200808

el paso

Energy CAP

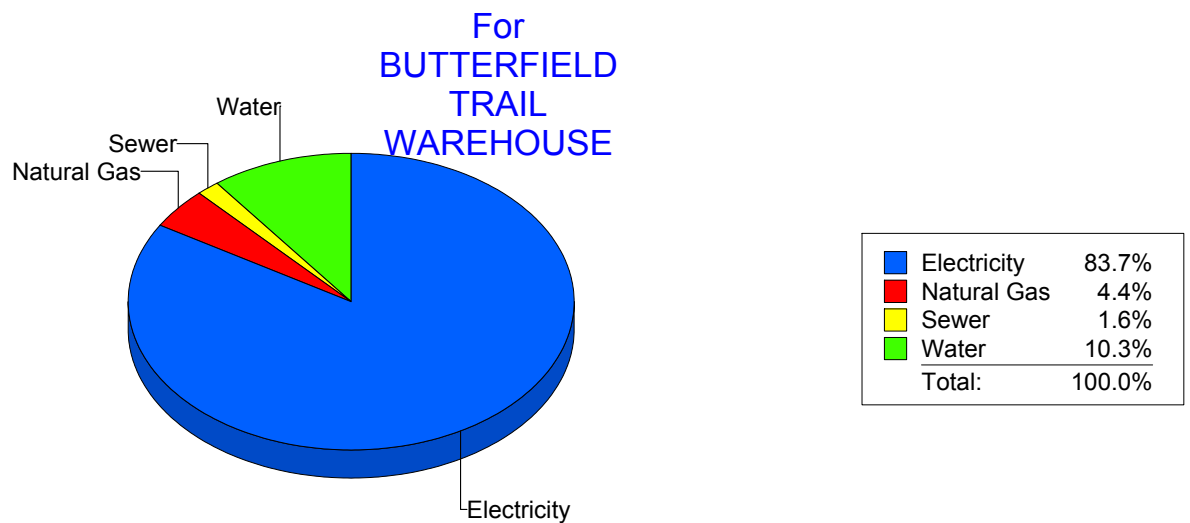
Cost Avoidance Program

Cost Summary Graph

Grouped by Energy Type

Energy Type	Use	Units	Total Cost	Avg Unit Cost	% of Total Cost
Site: BUTTERFIELDTRAILWAREHOUSE - BUTTERFIELD TRAIL WAREHOUSE					
Electricity	6,400	KWH	\$867.06	0.1355	83.67%
Natural Gas	18	CCF	\$45.86	2.5478	4.43%
Water	23	CCF	\$107.08	4.6557	10.33%
Sewer	3	CCF	\$16.26	5.4200	1.57%

Total Cost: \$1,036.26



Filters: Cost Center Name Not Equal To DoNotReport; Site Name Not Equal To DoNotReport; Billing Period Equal To 200808

el paso

Energy CAP

Cost Avoidance Program

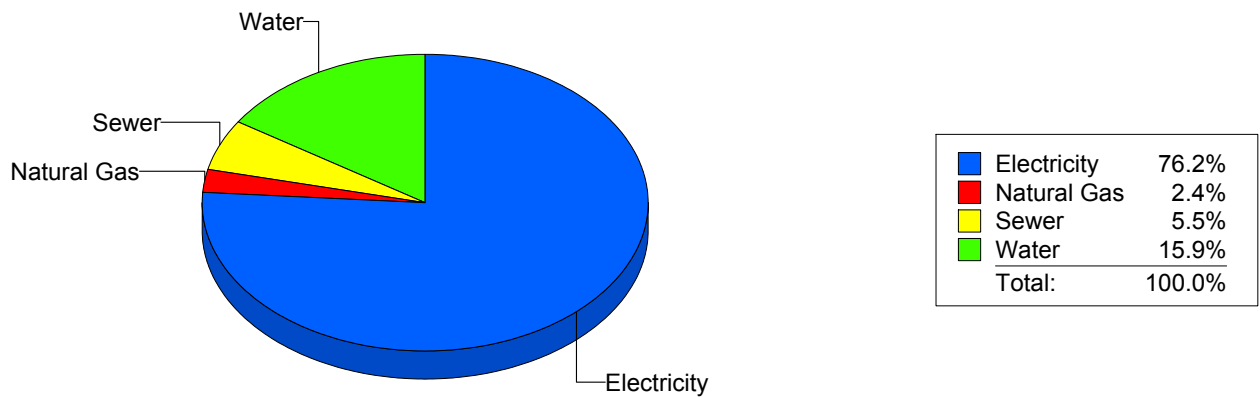
Cost Summary Graph

Grouped by Energy Type

Energy Type	Use	Units	Total Cost	Avg Unit Cost	% of Total Cost
Site: CANYON HILLS MIDDLE - CANYON HILLS MIDDLE					
Electricity	46,000	KWH	\$8,348.66	0.1815	76.25%
Natural Gas	211	CCF	\$257.64	1.2210	2.35%
Water	750	CCF	\$1,737.28	2.3164	15.87%
Sewer	310	CCF	\$605.65	1.9537	5.53%

Total Cost: \$10,949.23

For CANYON
HILLS MIDDLE



Filters: Cost Center Name Not Equal To DoNotReport; Site Name Not Equal To DoNotReport; Billing Period Equal To 200808

elpaso

Energy CAP

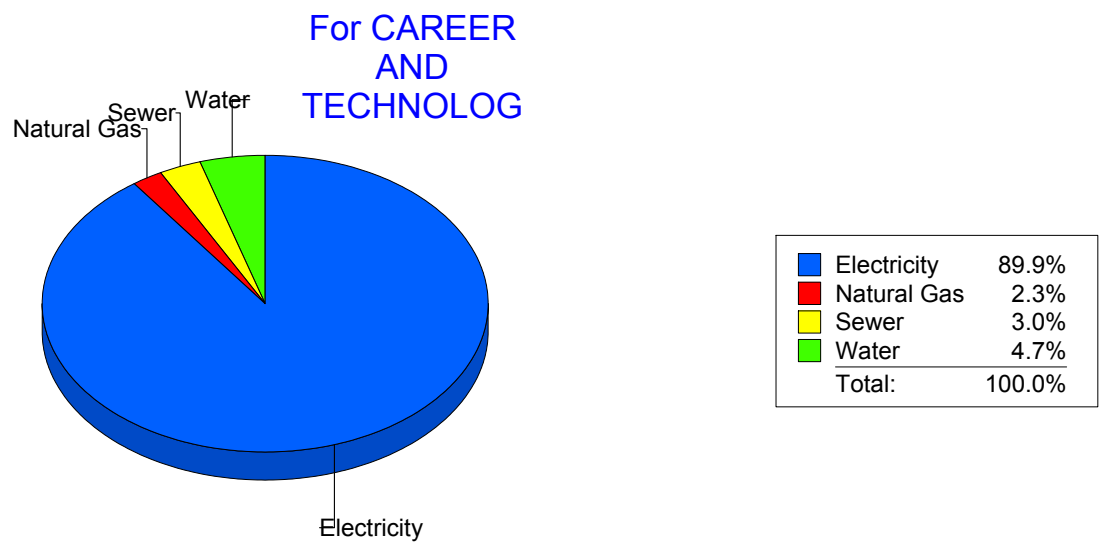
Cost Avoidance Program

Cost Summary Graph

Grouped by Energy Type

Energy Type	Use	Units	Total Cost	Avg Unit Cost	% of Total Cost
Site: CAREER AND TECHNOLOG - CAREER AND TECHNOLOG					
Electricity	84,436	KWH	\$10,975.63	0.1300	89.93%
Natural Gas	270	CCF	\$285.94	1.0590	2.34%
Water	249	CCF	\$575.73	2.3122	4.72%
Sewer	142	CCF	\$367.43	2.5875	3.01%

Total Cost: \$12,204.73



Filters: Cost Center Name Not Equal To DoNotReport; Site Name Not Equal To DoNotReport; Billing Period Equal To 200808

el Paso

Energy CAP

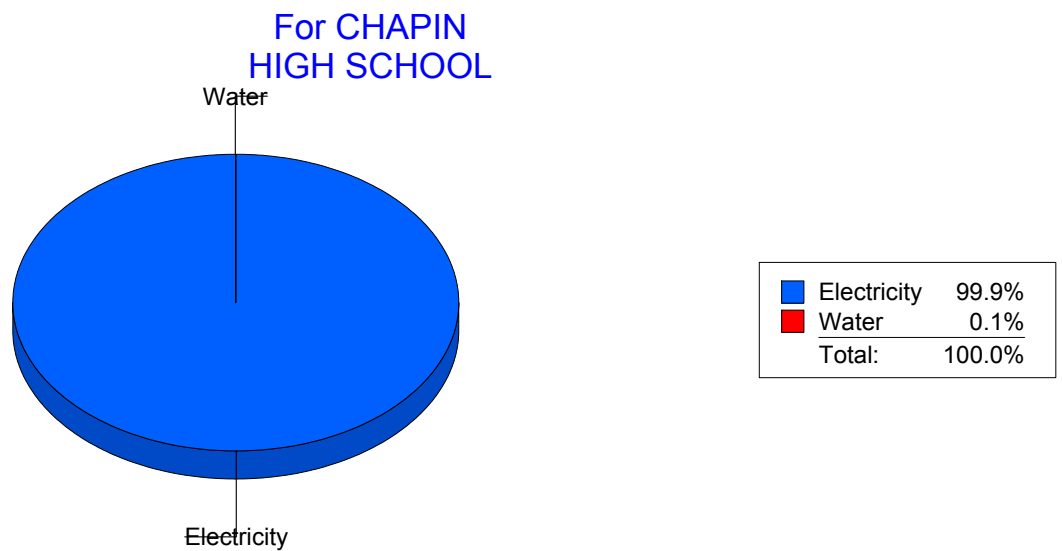
Cost Avoidance Program

Cost Summary Graph

Grouped by Energy Type

Energy Type	Use	Units	Total Cost	Avg Unit Cost	% of Total Cost
Site: CHAPIN HIGH SCHOOL - CHAPIN HIGH SCHOOL					
Electricity	234,150	KWH	\$29,475.21	0.1259	99.93%
Water	0	CCF	\$21.83	0.0000	0.07%

Total Cost: \$29,497.04



Filters: Cost Center Name Not Equal To DoNotReport; Site Name Not Equal To DoNotReport; Billing Period Equal To 200808

elpaso

Energy CAP

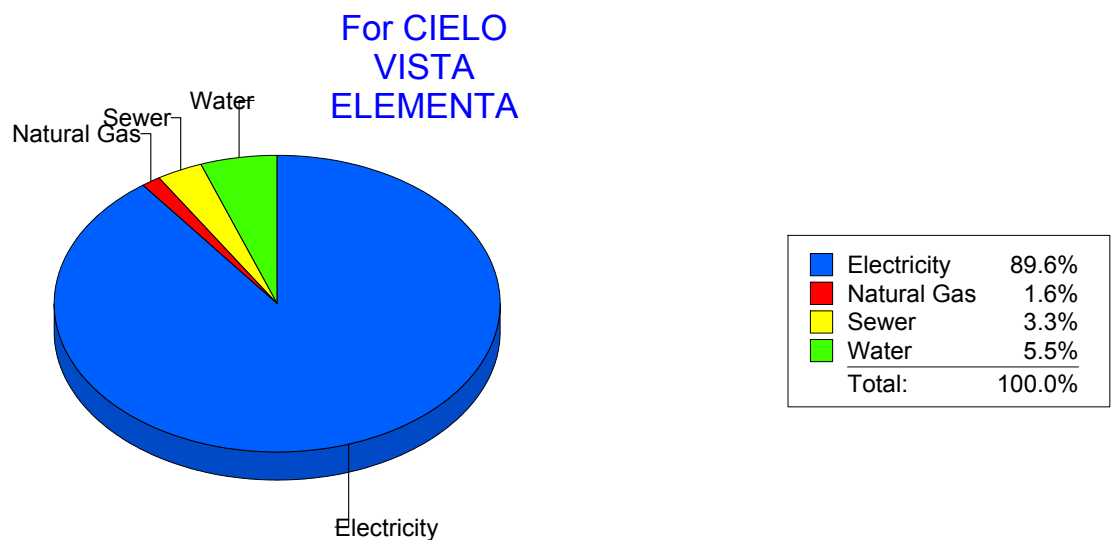
Cost Avoidance Program

Cost Summary Graph

Grouped by Energy Type

Energy Type	Use	Units	Total Cost	Avg Unit Cost	% of Total Cost
Site: CIELO VISTA ELEMENTA - CIELO VISTA ELEMENTA					
Electricity	47,540	KWH	\$7,179.04	0.1510	89.60%
Natural Gas	80	CCF	\$130.26	1.6283	1.63%
Water	169	CCF	\$438.47	2.5945	5.47%
Sewer	100	CCF	\$264.61	2.6461	3.30%

Total Cost: \$8,012.38



Filters: Cost Center Name Not Equal To DoNotReport; Site Name Not Equal To DoNotReport; Billing Period Equal To 200808

elpaso

Energy CAP

Cost Avoidance Program

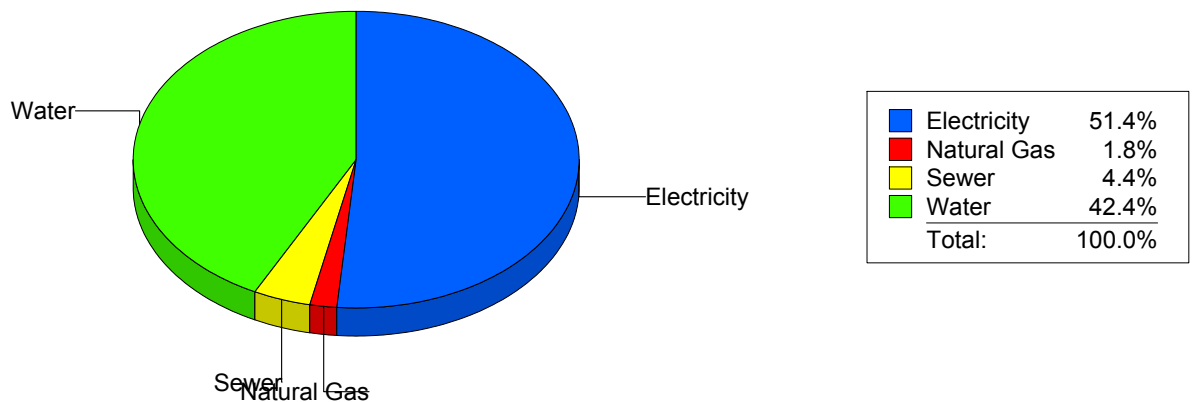
Cost Summary Graph

Grouped by Energy Type

Energy Type	Use	Units	Total Cost	Avg Unit Cost	% of Total Cost
Site: CLARDY ELEMENTARY SC - CLARDY ELEMENTARY SC					
Electricity	22,874	KWH	\$3,837.08	0.1677	51.41%
Natural Gas	87	CCF	\$136.38	1.5676	1.83%
Water	759	CCF	\$3,164.51	4.1693	42.40%
Sewer	99	CCF	\$325.58	3.2887	4.36%

Total Cost: \$7,463.55

For CLARDY
ELEMENTARY
SC



Filters: Cost Center Name Not Equal To DoNotReport; Site Name Not Equal To DoNotReport; Billing Period Equal To 200808

elpaso

Energy CAP

Cost Avoidance Program

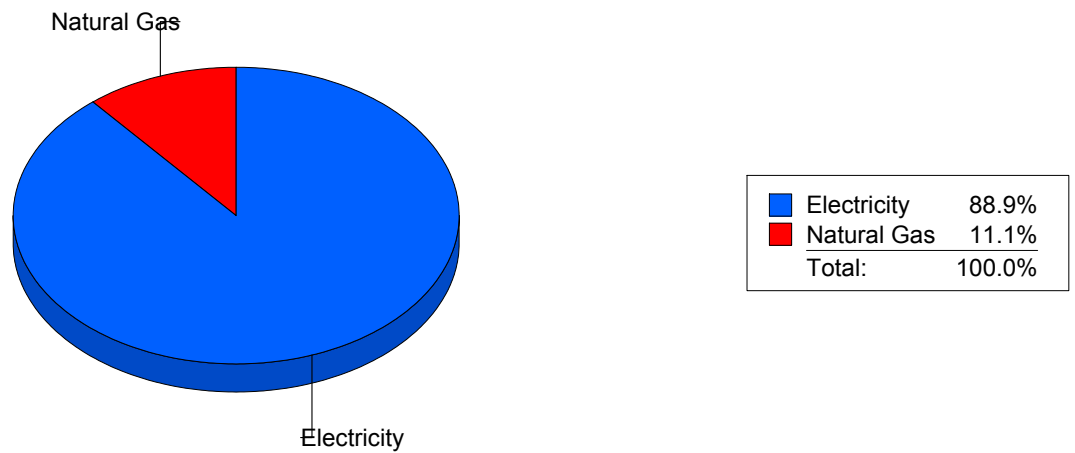
Cost Summary Graph

Grouped by Energy Type

Energy Type	Use	Units	Total Cost	Avg Unit Cost	% of Total Cost
Site: CLENDININ - CLENDININ					
Electricity	61,500	KWH	\$8,793.95	0.1430	88.94%
Natural Gas	1,098	CCF	\$1,093.31	0.9957	11.06%

Total Cost: \$9,887.26

For CLENDININ



Filters: Cost Center Name Not Equal To DoNotReport; Site Name Not Equal To DoNotReport; Billing Period Equal To 200808

elpaso

Energy CAP

Cost Avoidance Program

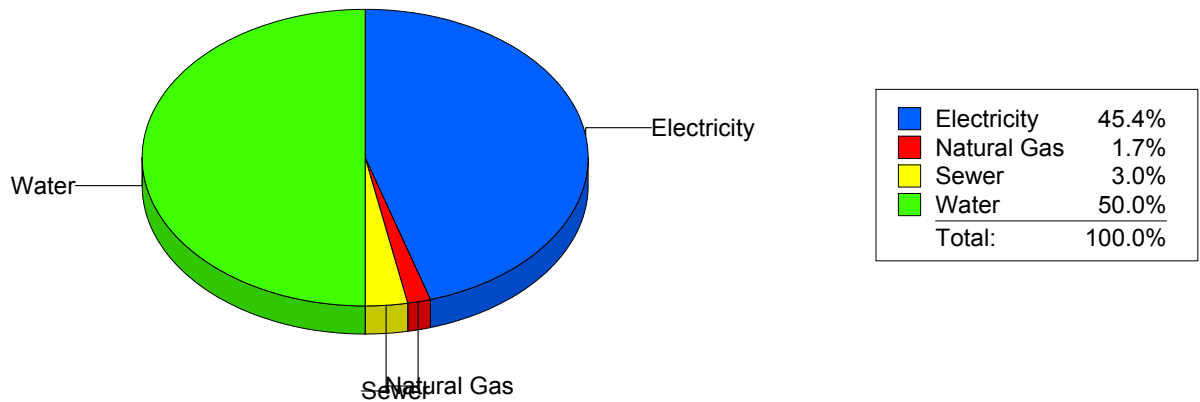
Cost Summary Graph

Grouped by Energy Type

Energy Type	Use	Units	Total Cost	Avg Unit Cost	% of Total Cost
Site: COLDWELL INTERMEDIAT - COLDWELL INTERMEDIAT					
Electricity	17,991	KWH	\$2,968.78	0.1650	45.35%
Natural Gas	55	CCF	\$108.36	1.9702	1.66%
Water	737	CCF	\$3,273.25	4.4413	50.00%
Sewer	66	CCF	\$195.54	2.9627	2.99%

Total Cost: \$6,545.93

For
COLDWELL
INTERMEDIAT



Filters: Cost Center Name Not Equal To DoNotReport; Site Name Not Equal To DoNotReport; Billing Period Equal To 200808

elpaso

Energy CAP

Cost Avoidance Program

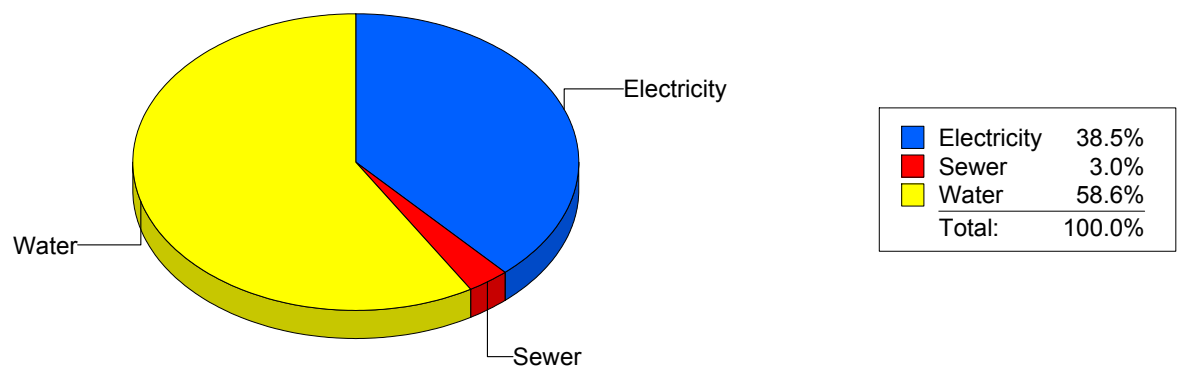
Cost Summary Graph

Grouped by Energy Type

Energy Type	Use	Units	Total Cost	Avg Unit Cost	% of Total Cost
Site: COLLINS ELEMENTARY - COLLINS ELEMENTARY					
Electricity	28,920	KWH	\$4,949.01	0.1711	38.45%
Water	1,782	CCF	\$7,537.60	4.2299	58.56%
Sewer	194	CCF	\$383.99	1.9793	2.98%

Total Cost: \$12,870.60

For COLLINS
ELEMENTARY



Filters: Cost Center Name Not Equal To DoNotReport; Site Name Not Equal To DoNotReport; Billing Period Equal To 200808

elpaso

Energy CAP

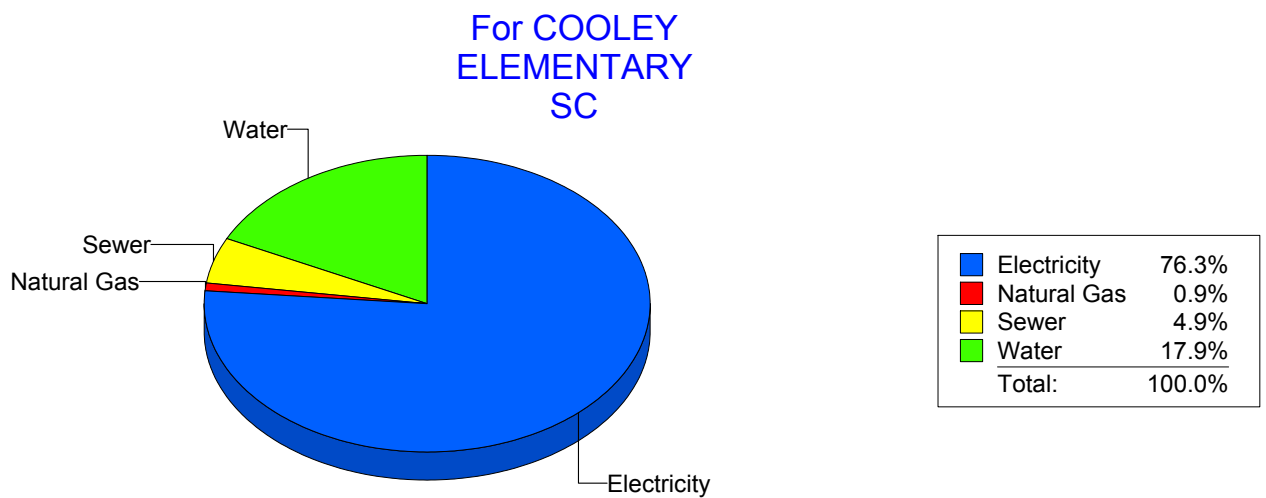
Cost Avoidance Program

Cost Summary Graph

Grouped by Energy Type

Energy Type	Use	Units	Total Cost	Avg Unit Cost	% of Total Cost
Site: COOLEY ELEMENTARY SC - COOLEY ELEMENTARY SC					
Electricity	54,000	KWH	\$8,154.79	0.1510	76.27%
Natural Gas	74	CCF	\$94.90	1.2824	0.89%
Water	453	CCF	\$1,915.22	4.2279	17.91%
Sewer	170	CCF	\$527.47	3.1028	4.93%

Total Cost: \$10,692.38



Filters: Cost Center Name Not Equal To DoNotReport; Site Name Not Equal To DoNotReport; Billing Period Equal To 200808

elpaso

Energy CAP

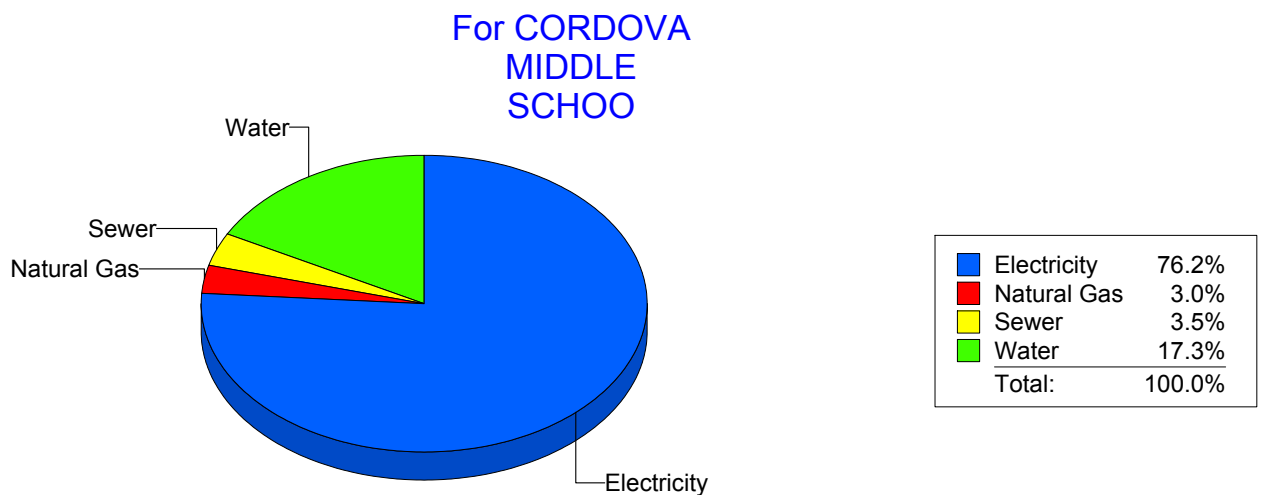
Cost Avoidance Program

Cost Summary Graph

Grouped by Energy Type

Energy Type	Use	Units	Total Cost	Avg Unit Cost	% of Total Cost
Site: CORDOVA MIDDLE SCHOO - CORDOVA MIDDLE SCHOO					
Electricity	58,500	KWH	\$8,561.44	0.1463	76.19%
Natural Gas	322	CCF	\$337.41	1.0479	3.00%
Water	829	CCF	\$1,947.77	2.3495	17.33%
Sewer	141	CCF	\$391.02	2.7732	3.48%

Total Cost: \$11,237.64



Filters: Cost Center Name Not Equal To DoNotReport; Site Name Not Equal To DoNotReport; Billing Period Equal To 200808

elpaso

Energy CAP

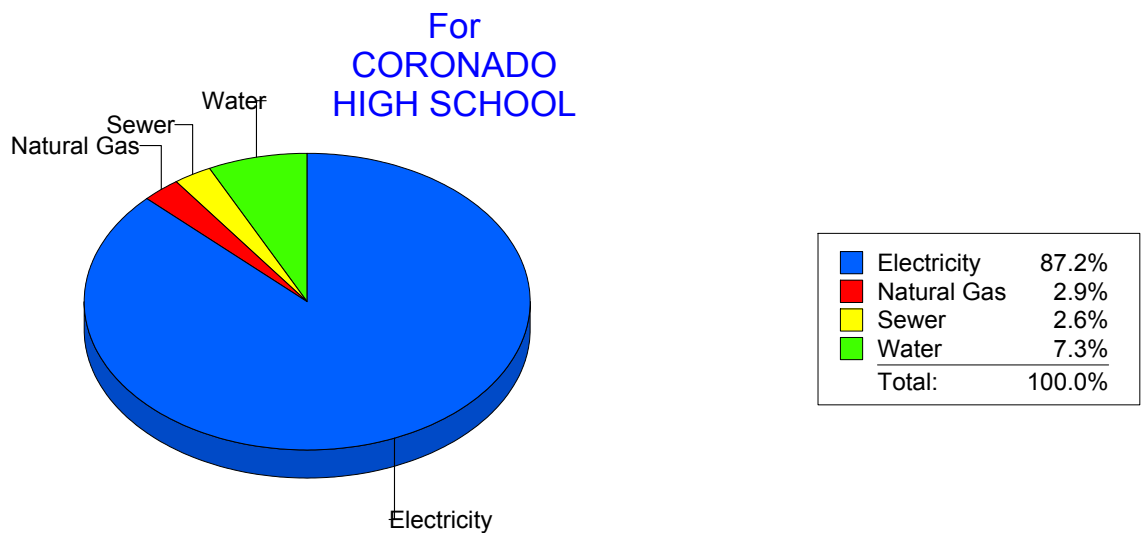
Cost Avoidance Program

Cost Summary Graph

Grouped by Energy Type

Energy Type	Use	Units	Total Cost	Avg Unit Cost	% of Total Cost
Site: CORONADO HIGH SCHOOL - CORONADO HIGH SCHOOL					
Electricity	207,198	KWH	\$28,747.69	0.1387	87.18%
Natural Gas	909	CCF	\$968.24	1.0652	2.94%
Water	1,578	CCF	\$2,406.62	1.5251	7.30%
Sewer	446	CCF	\$850.72	1.9074	2.58%

Total Cost: \$32,973.27



Filters: Cost Center Name Not Equal To DoNotReport; Site Name Not Equal To DoNotReport; Billing Period Equal To 200808

elpaso

Energy CAP

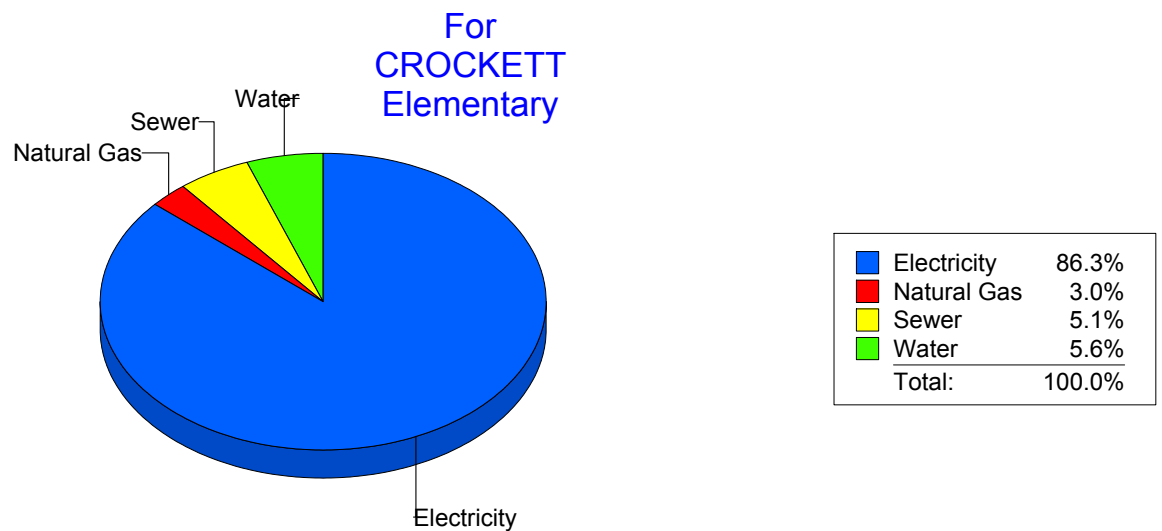
Cost Avoidance Program

Cost Summary Graph

Grouped by Energy Type

Energy Type	Use	Units	Total Cost	Avg Unit Cost	% of Total Cost
Site: CROCKETT - CROCKETT Elementary					
Electricity	23,400	KWH	\$4,191.69	0.1791	86.33%
Natural Gas	127	CCF	\$144.39	1.1369	2.97%
Water	64	CCF	\$270.57	4.2277	5.57%
Sewer	98	CCF	\$248.94	2.5402	5.13%

Total Cost: \$4,855.59



Filters: Cost Center Name Not Equal To DoNotReport; Site Name Not Equal To DoNotReport; Billing Period Equal To 200808

elpaso

Energy CAP

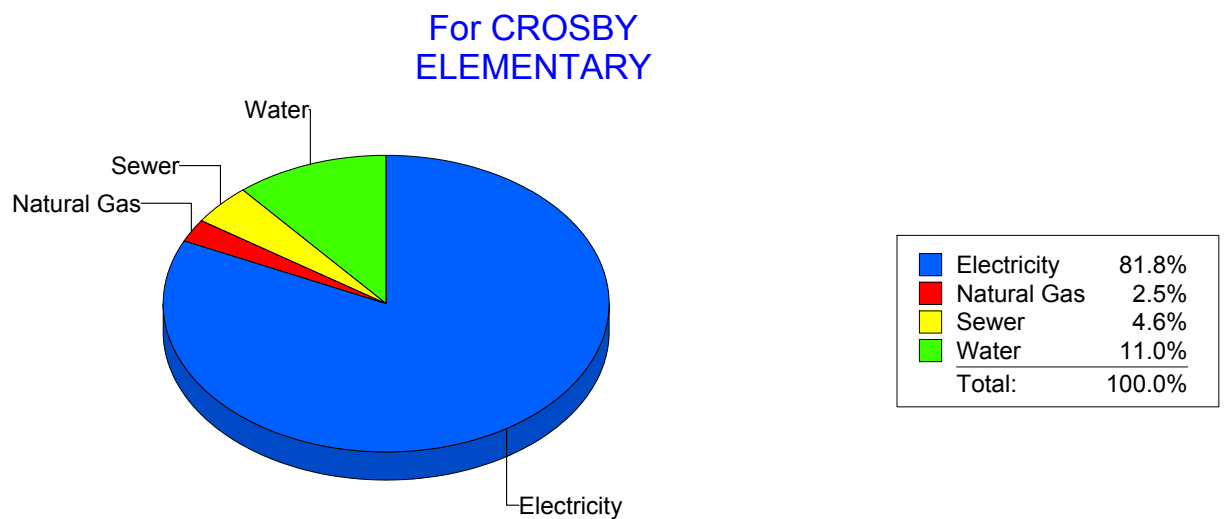
Cost Avoidance Program

Cost Summary Graph

Grouped by Energy Type

Energy Type	Use	Units	Total Cost	Avg Unit Cost	% of Total Cost
Site: CROSBY ELEMENTARY - CROSBY ELEMENTARY					
Electricity	24,476	KWH	\$4,348.50	0.1777	81.82%
Natural Gas	85	CCF	\$134.64	1.5840	2.53%
Water	228	CCF	\$586.51	2.5724	11.04%
Sewer	95	CCF	\$245.13	2.5803	4.61%

Total Cost: \$5,314.78



Filters: Cost Center Name Not Equal To DoNotReport; Site Name Not Equal To DoNotReport; Billing Period Equal To 200808

elpaso

Energy CAP

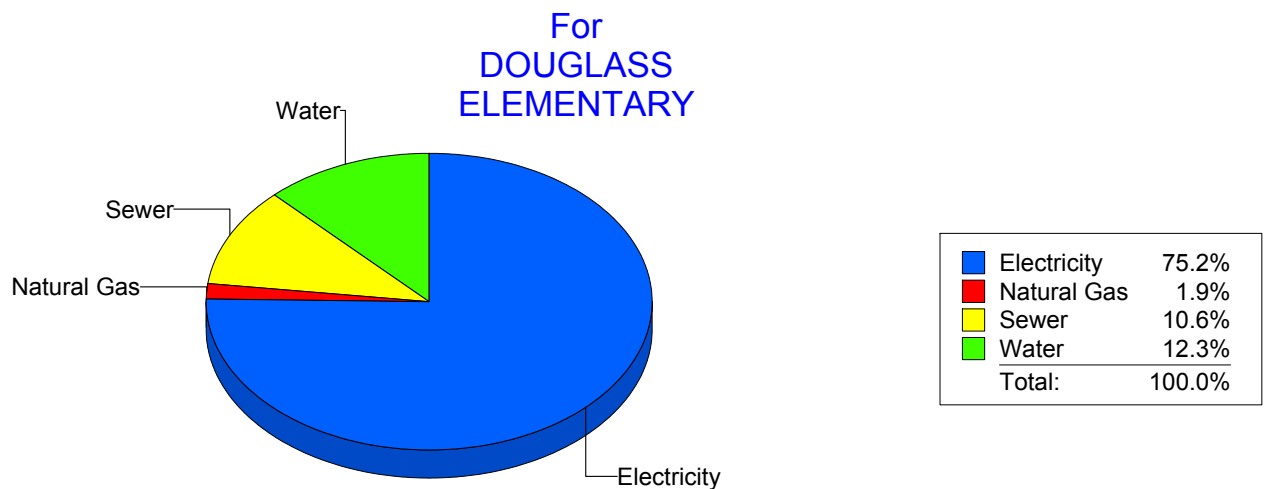
Cost Avoidance Program

Cost Summary Graph

Grouped by Energy Type

Energy Type	Use	Units	Total Cost	Avg Unit Cost	% of Total Cost
Site: DOUGLASS ELEMENTARY - DOUGLASS ELEMENTARY					
Electricity	30,098	KWH	\$4,656.28	0.1547	75.20%
Natural Gas	64	CCF	\$116.25	1.8164	1.88%
Water	421	CCF	\$759.61	1.8043	12.27%
Sewer	384	CCF	\$659.36	1.7171	10.65%

Total Cost: \$6,191.50



Filters: Cost Center Name Not Equal To DoNotReport; Site Name Not Equal To DoNotReport; Billing Period Equal To 200808

el paso

Energy CAP

Cost Avoidance Program

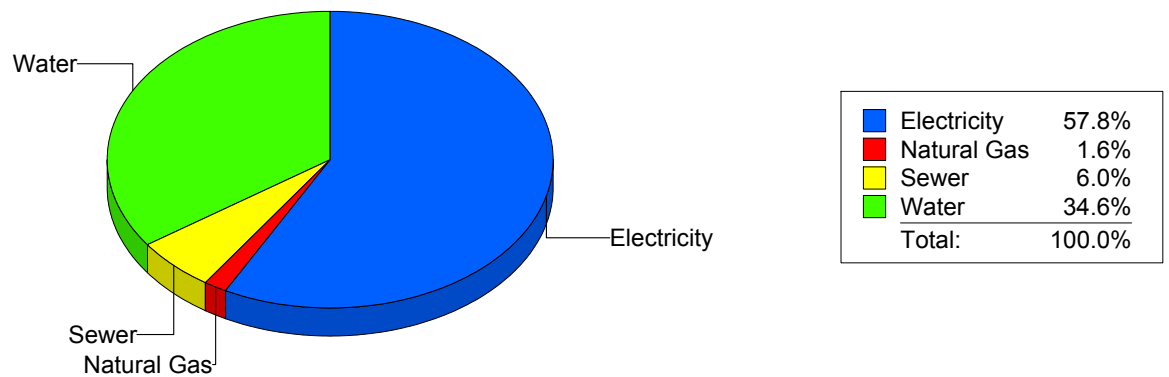
Cost Summary Graph

Grouped by Energy Type

Energy Type	Use	Units	Total Cost	Avg Unit Cost	% of Total Cost
Site: DOWELL ELEMENTARY - DOWELL ELEMENTARY					
Electricity	19,000	KWH	\$3,059.84	0.1610	57.81%
Natural Gas	60	CCF	\$82.66	1.3777	1.56%
Water	967	CCF	\$1,831.89	1.8944	34.61%
Sewer	212	CCF	\$318.72	1.5034	6.02%

Total Cost: \$5,293.11

For DOWELL
ELEMENTARY



Filters: Cost Center Name Not Equal To DoNotReport; Site Name Not Equal To DoNotReport; Billing Period Equal To 200808

elpaso

Energy CAP

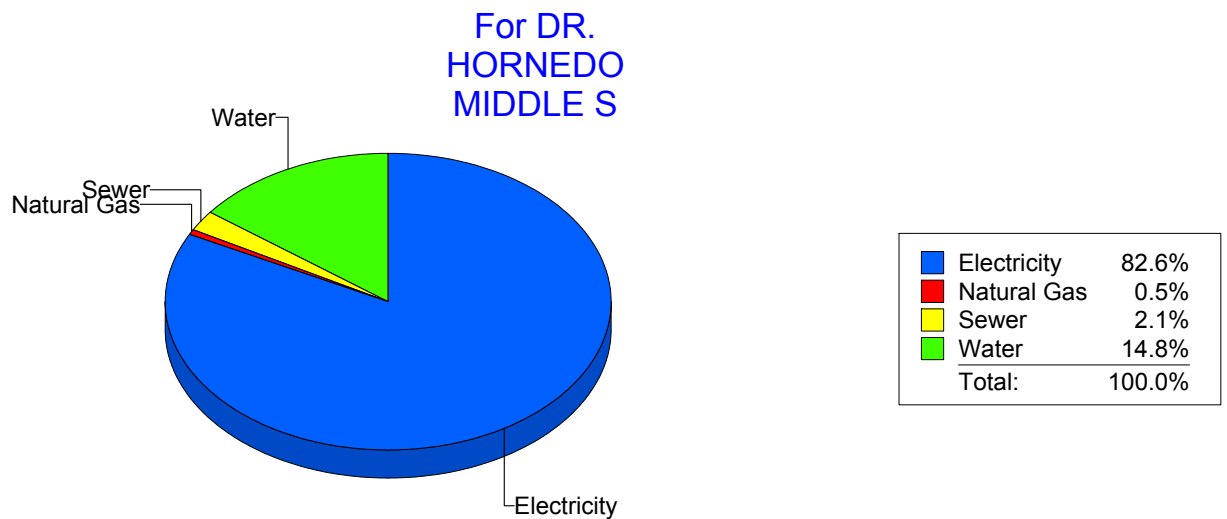
Cost Avoidance Program

Cost Summary Graph

Grouped by Energy Type

Energy Type	Use	Units	Total Cost	Avg Unit Cost	% of Total Cost
Site: DR. HORNEDO MIDDLE S - DR. HORNEDO MIDDLE S					
Electricity	126,000	KWH	\$16,677.28	0.1324	82.57%
Natural Gas	77	CCF	\$97.53	1.2666	0.48%
Water	2,499	CCF	\$2,992.14	1.1973	14.81%
Sewer	172	CCF	\$430.39	2.5023	2.13%

Total Cost: \$20,197.34



Filters: Cost Center Name Not Equal To DoNotReport; Site Name Not Equal To DoNotReport; Billing Period Equal To 200808

elpaso

Energy CAP

Cost Avoidance Program

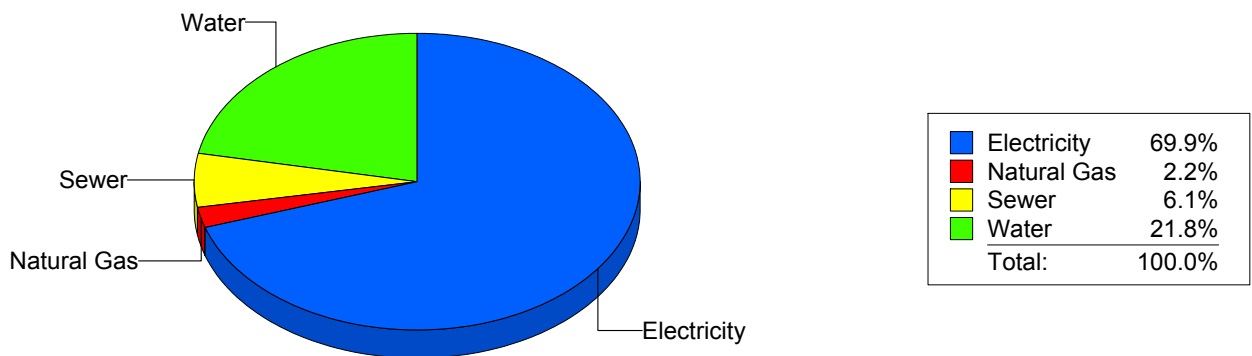
Cost Summary Graph

Grouped by Energy Type

Energy Type	Use	Units	Total Cost	Avg Unit Cost	% of Total Cost
Site: DR. L.A. NIXON ELEME - DR. L.A. NIXON ELEME					
Electricity	34,940	KWH	\$5,640.40	0.1614	69.92%
Natural Gas	128	CCF	\$175.48	1.3709	2.18%
Water	592	CCF	\$1,760.93	2.9745	21.83%
Sewer	190	CCF	\$490.63	2.5823	6.08%

Total Cost: \$8,067.44

For DR. L.A.
NIXON ELEME



Filters: Cost Center Name Not Equal To DoNotReport; Site Name Not Equal To DoNotReport; Billing Period Equal To 200808

elpaso

Energy CAP

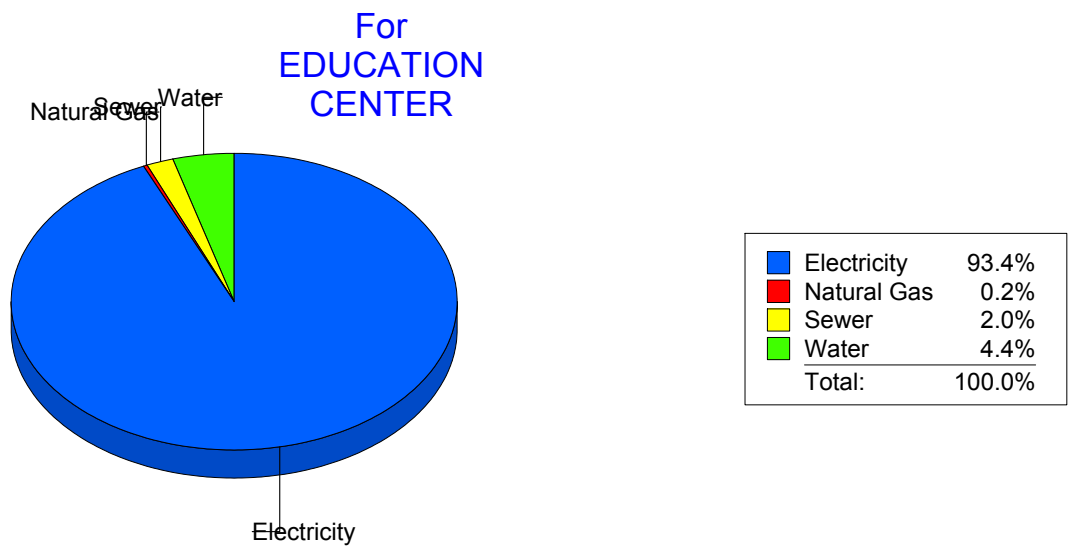
Cost Avoidance Program

Cost Summary Graph

Grouped by Energy Type

Energy Type	Use	Units	Total Cost	Avg Unit Cost	% of Total Cost
Site: EDUCATION CENTER - EDUCATION CENTER					
Electricity	329,540	KWH	\$35,411.27	0.1075	93.44%
Natural Gas	61	CCF	\$83.52	1.3692	0.22%
Water	594	CCF	\$1,654.66	2.7856	4.37%
Sewer	294	CCF	\$747.19	2.5415	1.97%

Total Cost: \$37,896.64



Filters: Cost Center Name Not Equal To DoNotReport; Site Name Not Equal To DoNotReport; Billing Period Equal To 200808

elpaso

Energy CAP

Cost Avoidance Program

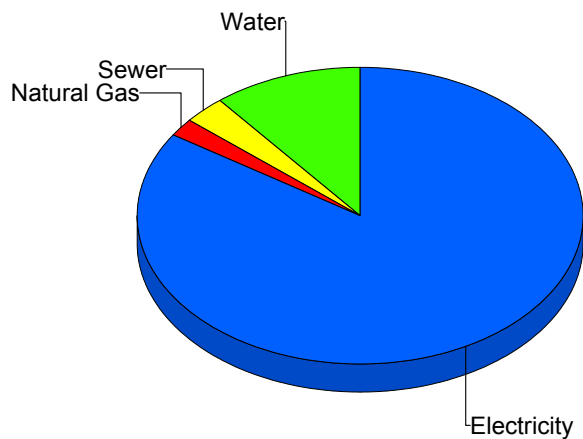
Cost Summary Graph

Grouped by Energy Type

Energy Type	Use	Units	Total Cost	Avg Unit Cost	% of Total Cost
Site: EL PASO HIGH SCHOOL - EL PASO HIGH SCHOOL					
Electricity	149,959	KWH	\$20,749.18	0.1384	84.28%
Natural Gas	265	CCF	\$419.84	1.5843	1.71%
Water	1,038	CCF	\$2,667.63	2.5700	10.84%
Sewer	340	CCF	\$781.26	2.2978	3.17%

Total Cost: \$24,617.91

For EL PASO
HIGH SCHOOL



Electricity	84.3%
Natural Gas	1.7%
Sewer	3.2%
Water	10.8%
Total:	100.0%

Filters: Cost Center Name Not Equal To DoNotReport; Site Name Not Equal To DoNotReport; Billing Period Equal To 200808

elpaso

Energy CAP

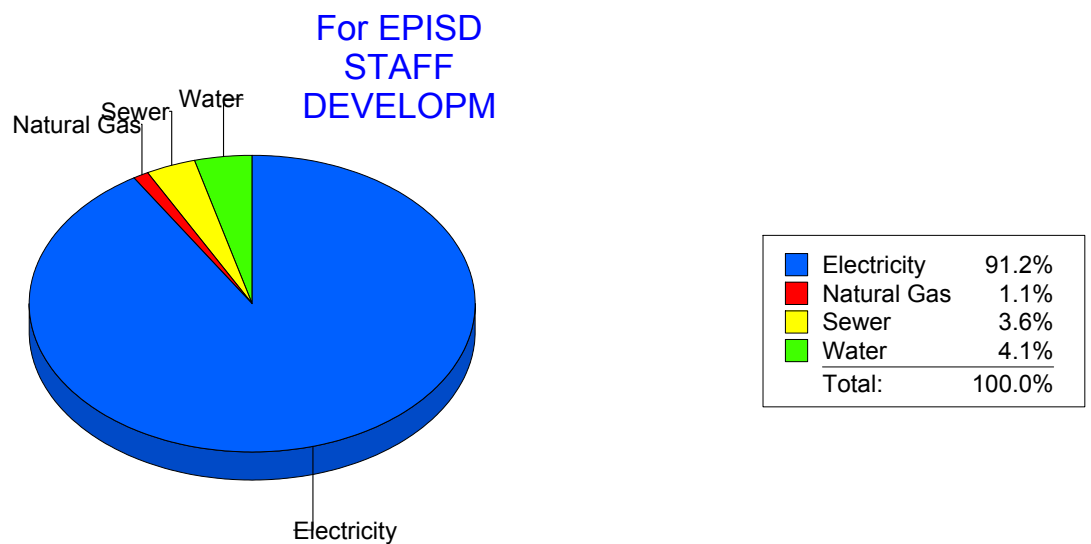
Cost Avoidance Program

Cost Summary Graph

Grouped by Energy Type

Energy Type	Use	Units	Total Cost	Avg Unit Cost	% of Total Cost
Site: EPISD STAFF DEVELOPM - EPISD STAFF DEVELOPM					
Electricity	28,400	KWH	\$3,111.29	0.1096	91.20%
Natural Gas	10	CCF	\$38.85	3.8850	1.14%
Water	52	CCF	\$139.54	2.6835	4.09%
Sewer	57	CCF	\$121.87	2.1381	3.57%

Total Cost: \$3,411.55



Filters: Cost Center Name Not Equal To DoNotReport; Site Name Not Equal To DoNotReport; Billing Period Equal To 200808

elpaso

Energy CAP

Cost Avoidance Program

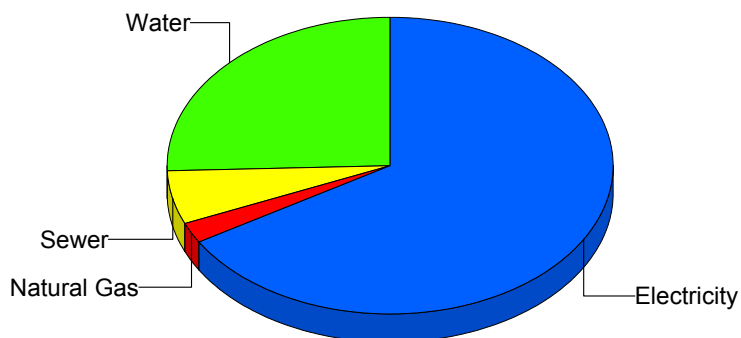
Cost Summary Graph

Grouped by Energy Type

Energy Type	Use	Units	Total Cost	Avg Unit Cost	% of Total Cost
Site: FANNIN ELEMENTARY - FANNIN ELEMENTARY					
Electricity	24,581	KWH	\$3,776.43	0.1536	66.52%
Natural Gas	25	CCF	\$112.20	4.4880	1.98%
Water	556	CCF	\$1,454.00	2.6151	25.61%
Sewer	106	CCF	\$334.47	3.1554	5.89%

Total Cost: \$5,677.10

For FANNIN
ELEMENTARY



Electricity	66.5%
Natural Gas	2.0%
Sewer	5.9%
Water	25.6%
Total:	100.0%

Filters: Cost Center Name Not Equal To DoNotReport; Site Name Not Equal To DoNotReport; Billing Period Equal To 200808

el Paso

Energy CAP

Cost Avoidance Program

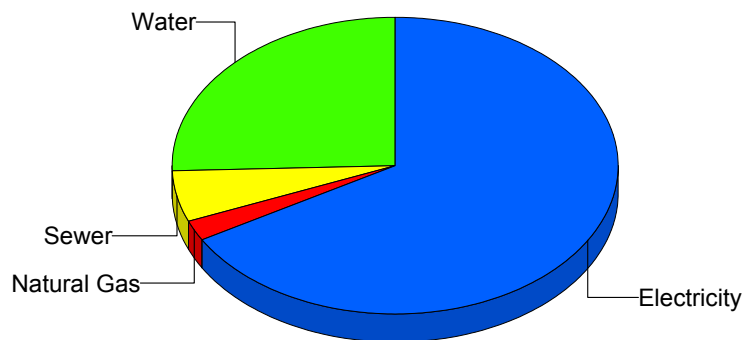
Cost Summary Graph

Grouped by Energy Type

Energy Type	Use	Units	Total Cost	Avg Unit Cost	% of Total Cost
Site: FINE ARTS/MULTIMEDIA - FINE ARTS/MULTIMEDIA					
Electricity	9,647	KWH	\$1,430.38	0.1483	66.79%
Natural Gas	18	CCF	\$45.86	2.5478	2.14%
Water	167	CCF	\$545.92	3.2690	25.49%
Sewer	96	CCF	\$119.39	1.2436	5.57%

Total Cost: \$2,141.55

For FINE
ARTS/MULTIMEDIA



Electricity	66.8%
Natural Gas	2.1%
Sewer	5.6%
Water	25.5%
Total:	100.0%

Filters: Cost Center Name Not Equal To DoNotReport; Site Name Not Equal To DoNotReport; Billing Period Equal To 200808

elpaso

Energy CAP

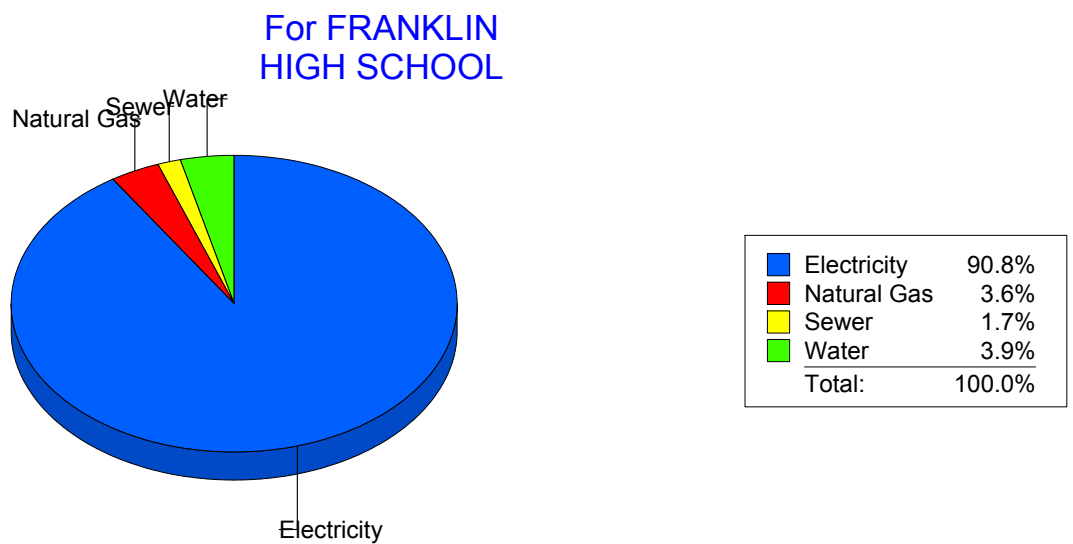
Cost Avoidance Program

Cost Summary Graph

Grouped by Energy Type

Energy Type	Use	Units	Total Cost	Avg Unit Cost	% of Total Cost
Site: FRANKLIN HIGH SCHOOL - FRANKLIN HIGH SCHOOL					
Electricity	355,800	KWH	\$39,887.52	0.1121	90.85%
Natural Gas	1,585	CCF	\$1,588.30	1.0021	3.62%
Water	822	CCF	\$1,702.54	2.0712	3.88%
Sewer	407	CCF	\$728.84	1.7908	1.66%

Total Cost: \$43,907.20



Filters: Cost Center Name Not Equal To DoNotReport; Site Name Not Equal To DoNotReport; Billing Period Equal To 200808

elpaso

Energy CAP

Cost Avoidance Program

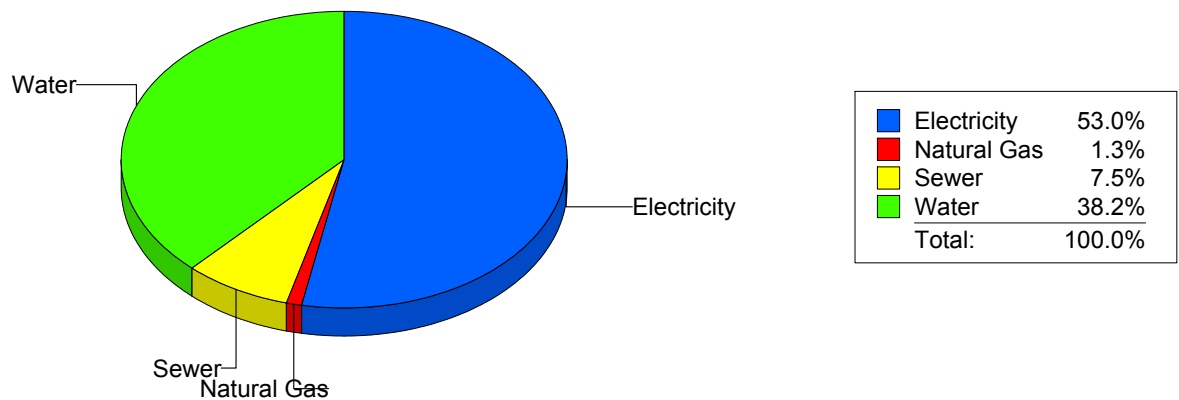
Cost Summary Graph

Grouped by Energy Type

Energy Type	Use	Units	Total Cost	Avg Unit Cost	% of Total Cost
Site: GREEN ELEMENTARY SCH - GREEN ELEMENTARY SCH					
Electricity	27,000	KWH	\$3,885.70	0.1439	52.96%
Natural Gas	42	CCF	\$96.97	2.3088	1.32%
Water	846	CCF	\$2,800.14	3.3099	38.17%
Sewer	220	CCF	\$553.59	2.5163	7.55%

Total Cost: \$7,336.40

For GREEN
ELEMENTARY
SCH



Filters: Cost Center Name Not Equal To DoNotReport; Site Name Not Equal To DoNotReport; Billing Period Equal To 200808

el Paso

Energy CAP

Cost Avoidance Program

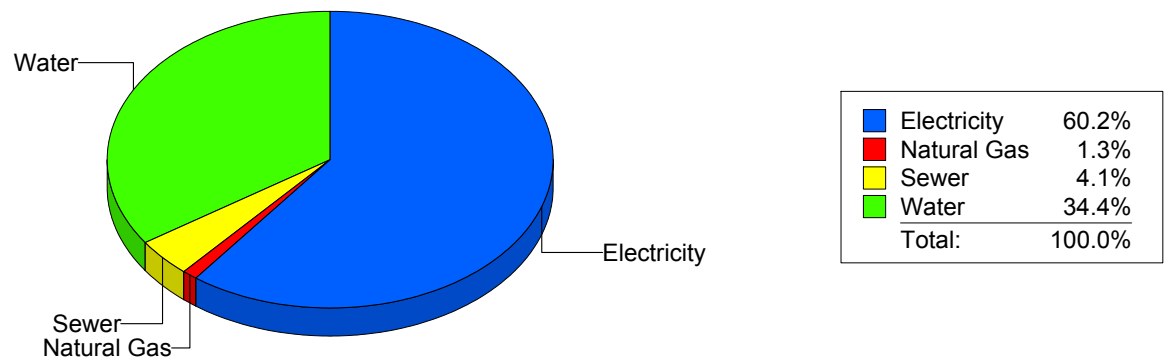
Cost Summary Graph

Grouped by Energy Type

Energy Type	Use	Units	Total Cost	Avg Unit Cost	% of Total Cost
Site: GUILLEN MIDDLE SCHOO - GUILLEN MIDDLE SCHOO					
Electricity	61,788	KWH	\$9,127.25	0.1477	60.18%
Natural Gas	151	CCF	\$198.25	1.3129	1.31%
Water	1,736	CCF	\$5,218.68	3.0062	34.41%
Sewer	332	CCF	\$621.49	1.8720	4.10%

Total Cost: \$15,165.67

For GUILLEN
MIDDLE
SCHOO



Filters: Cost Center Name Not Equal To DoNotReport; Site Name Not Equal To DoNotReport; Billing Period Equal To 200808

elpaso

Energy CAP

Cost Avoidance Program

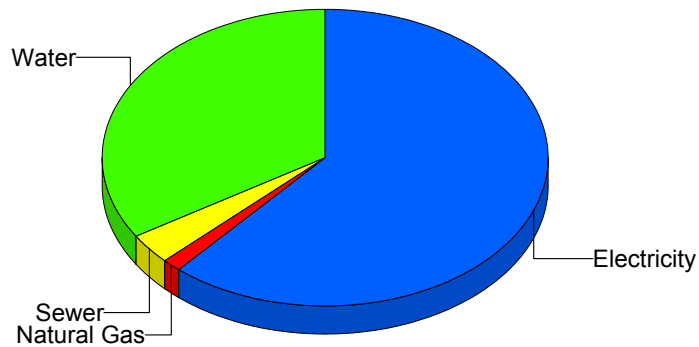
Cost Summary Graph

Grouped by Energy Type

Energy Type	Use	Units	Total Cost	Avg Unit Cost	% of Total Cost
Site: H.E. CHARLES MIDDLE - H.E. CHARLES MIDDLE					
Electricity	58,600	KWH	\$8,368.54	0.1428	61.51%
Natural Gas	147	CCF	\$164.20	1.1170	1.21%
Water	1,213	CCF	\$4,600.88	3.7930	33.82%
Sewer	204	CCF	\$471.03	2.3090	3.46%

Total Cost: \$13,604.65

For H.E.
CHARLES
MIDDLE



Filters: Cost Center Name Not Equal To DoNotReport; Site Name Not Equal To DoNotReport; Billing Period Equal To 200808

elpaso

Energy CAP

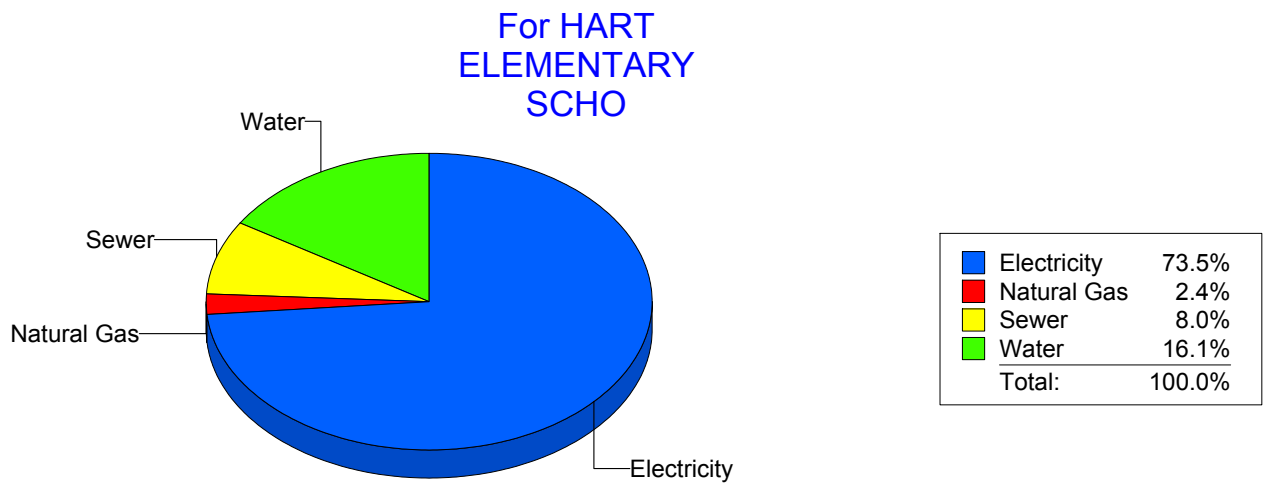
Cost Avoidance Program

Cost Summary Graph

Grouped by Energy Type

Energy Type	Use	Units	Total Cost	Avg Unit Cost	% of Total Cost
Site: HART ELEMENTARY SCHO - HART ELEMENTARY SCHO					
Electricity	19,831	KWH	\$3,534.42	0.1782	73.51%
Natural Gas	95	CCF	\$113.29	1.1925	2.36%
Water	363	CCF	\$775.98	2.1377	16.14%
Sewer	189	CCF	\$384.34	2.0335	7.99%

Total Cost: \$4,808.03



Filters: Cost Center Name Not Equal To DoNotReport; Site Name Not Equal To DoNotReport; Billing Period Equal To 200808

elpaso

Energy CAP

Cost Avoidance Program

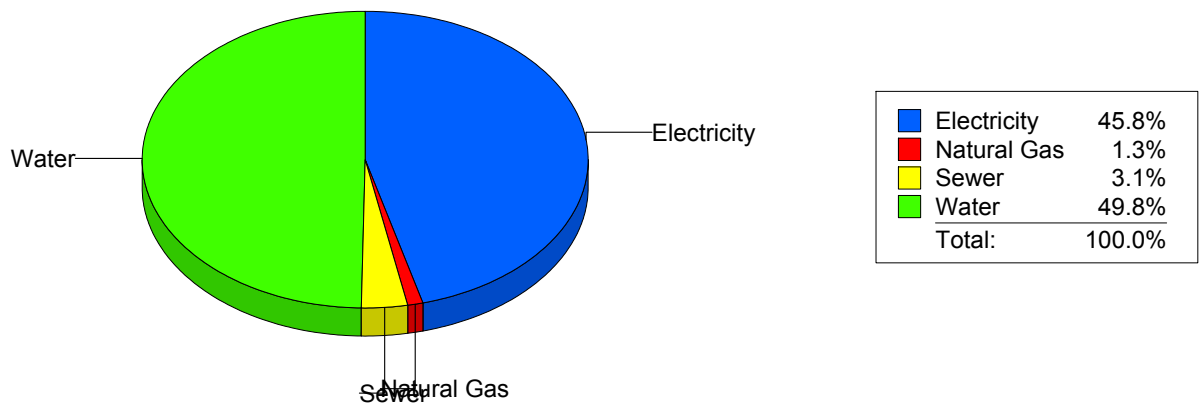
Cost Summary Graph

Grouped by Energy Type

Energy Type	Use	Units	Total Cost	Avg Unit Cost	% of Total Cost
Site: HAWKINS ELEMENTARY S - HAWKINS ELEMENTARY S					
Electricity	18,449	KWH	\$2,679.08	0.1452	45.75%
Natural Gas	51	CCF	\$74.76	1.4659	1.28%
Water	608	CCF	\$2,917.73	4.7989	49.83%
Sewer	47	CCF	\$184.17	3.9185	3.15%

Total Cost: \$5,855.74

For HAWKINS
ELEMENTARY
S



Filters: Cost Center Name Not Equal To DoNotReport; Site Name Not Equal To DoNotReport; Billing Period Equal To 200808

elpaso

Energy CAP

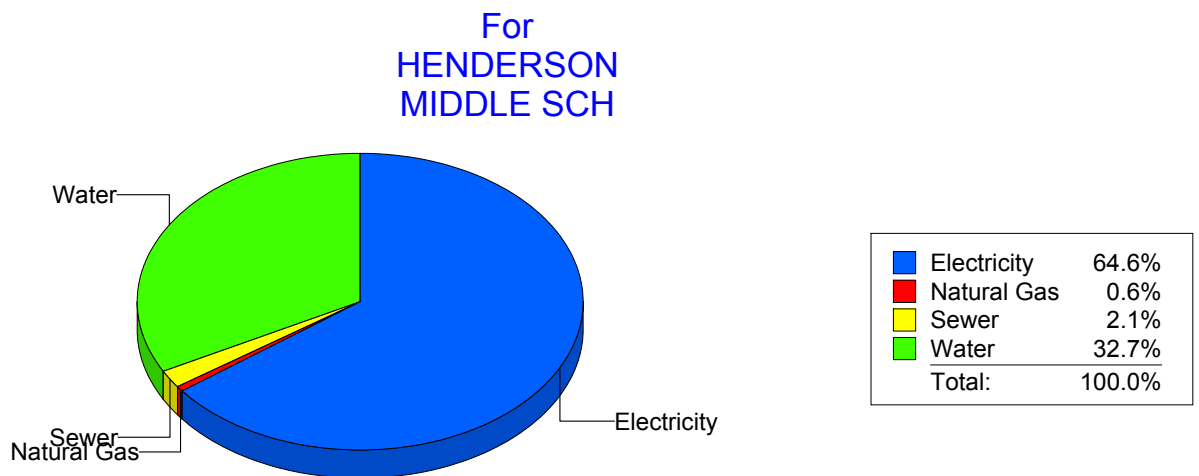
Cost Avoidance Program

Cost Summary Graph

Grouped by Energy Type

Energy Type	Use	Units	Total Cost	Avg Unit Cost	% of Total Cost
Site: HENDERSON MIDDLE SCH - HENDERSON MIDDLE SCH					
Electricity	44,605	KWH	\$7,131.13	0.1599	64.62%
Natural Gas	39	CCF	\$64.25	1.6474	0.58%
Water	1,375	CCF	\$3,605.66	2.6223	32.67%
Sewer	136	CCF	\$234.96	1.7276	2.13%

Total Cost: \$11,036.00



Filters: Cost Center Name Not Equal To DoNotReport; Site Name Not Equal To DoNotReport; Billing Period Equal To 200808

el paso

Energy CAP

Cost Avoidance Program

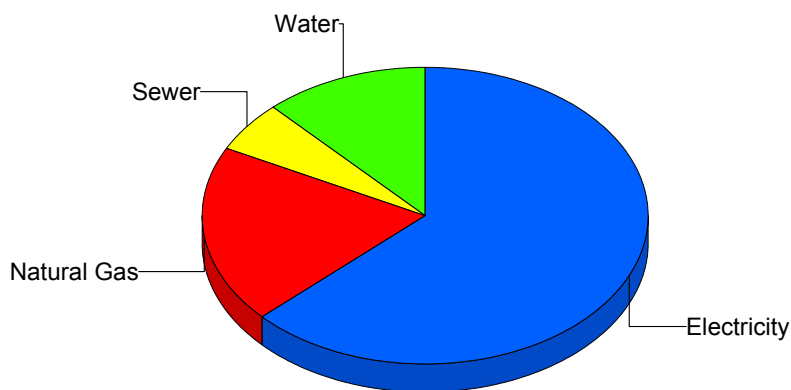
Cost Summary Graph

Grouped by Energy Type

Energy Type	Use	Units	Total Cost	Avg Unit Cost	% of Total Cost
Site: HERCULES COTTAGES - HERCULES COTTAGES					
Electricity	2,640	KWH	\$491.71	0.1863	63.17%
Natural Gas	0	CCF	\$150.50	0.0000	19.33%
Water	27	CCF	\$93.21	3.4522	11.97%
Sewer	10	CCF	\$43.03	4.3030	5.53%

Total Cost: \$778.45

For HERCULES
COTTAGES



Electricity	63.2%
Natural Gas	19.3%
Sewer	5.5%
Water	12.0%
Total:	100.0%

Filters: Cost Center Name Not Equal To DoNotReport; Site Name Not Equal To DoNotReport; Billing Period Equal To 200808

elpaso

Energy CAP

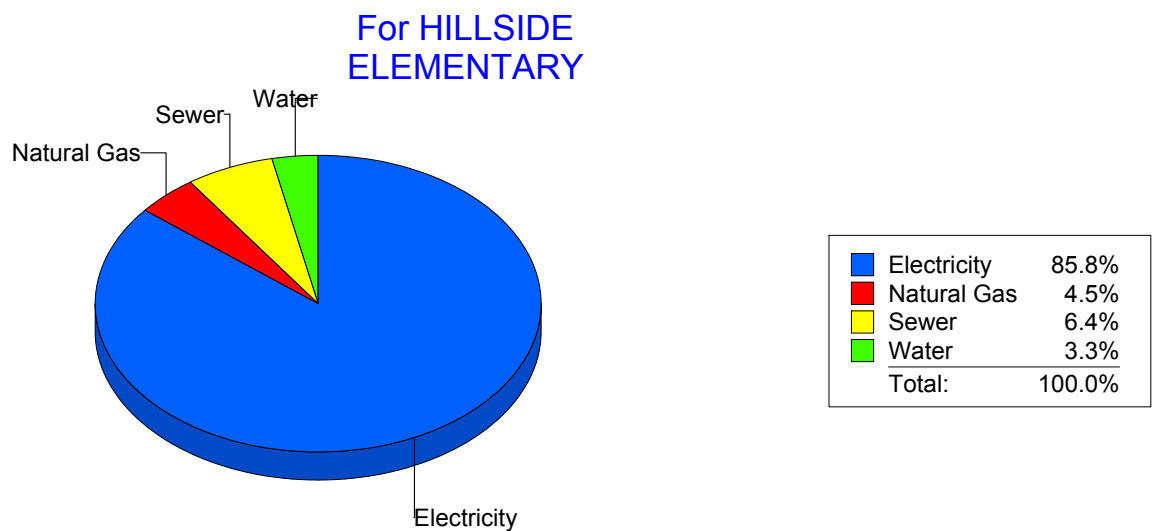
Cost Avoidance Program

Cost Summary Graph

Grouped by Energy Type

Energy Type	Use	Units	Total Cost	Avg Unit Cost	% of Total Cost
Site: HILLSIDE ELEMENTARY - HILLSIDE ELEMENTARY					
Electricity	30,353	KWH	\$5,465.73	0.1801	85.78%
Natural Gas	189	CCF	\$288.79	1.5280	4.53%
Water	14	CCF	\$208.12	14.8657	3.27%
Sewer	198	CCF	\$409.40	2.0677	6.42%

Total Cost: \$6,372.04



Filters: Cost Center Name Not Equal To DoNotReport; Site Name Not Equal To DoNotReport; Billing Period Equal To 200808

elpaso

Energy CAP

Cost Avoidance Program

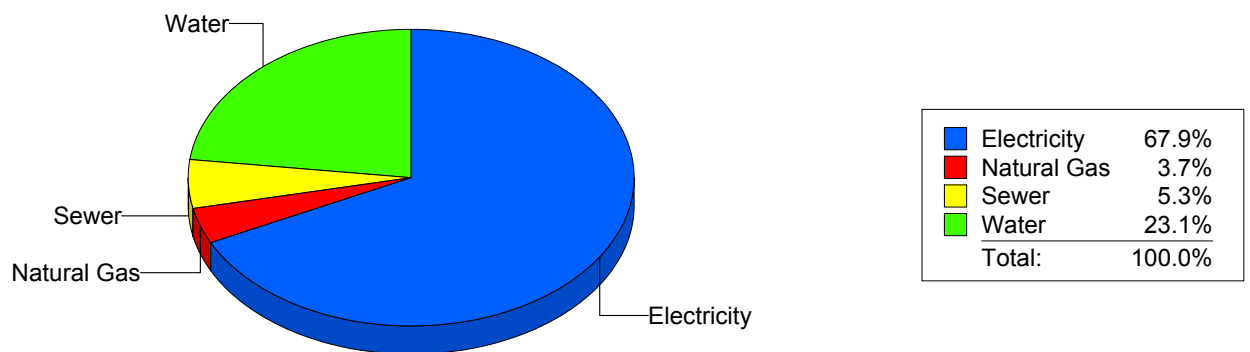
Cost Summary Graph

Grouped by Energy Type

Energy Type	Use	Units	Total Cost	Avg Unit Cost	% of Total Cost
Site: HOUSTON INTERMEDIATE - HOUSTON INTERMEDIATE					
Electricity	22,805	KWH	\$3,531.65	0.1549	67.89%
Natural Gas	116	CCF	\$191.88	1.6541	3.69%
Water	283	CCF	\$1,203.93	4.2542	23.14%
Sewer	51	CCF	\$274.73	5.3869	5.28%

Total Cost: \$5,202.19

For HOUSTON
INTERMEDIATE



Filters: Cost Center Name Not Equal To DoNotReport; Site Name Not Equal To DoNotReport; Billing Period Equal To 200808

elpaso

Energy CAP

Cost Avoidance Program

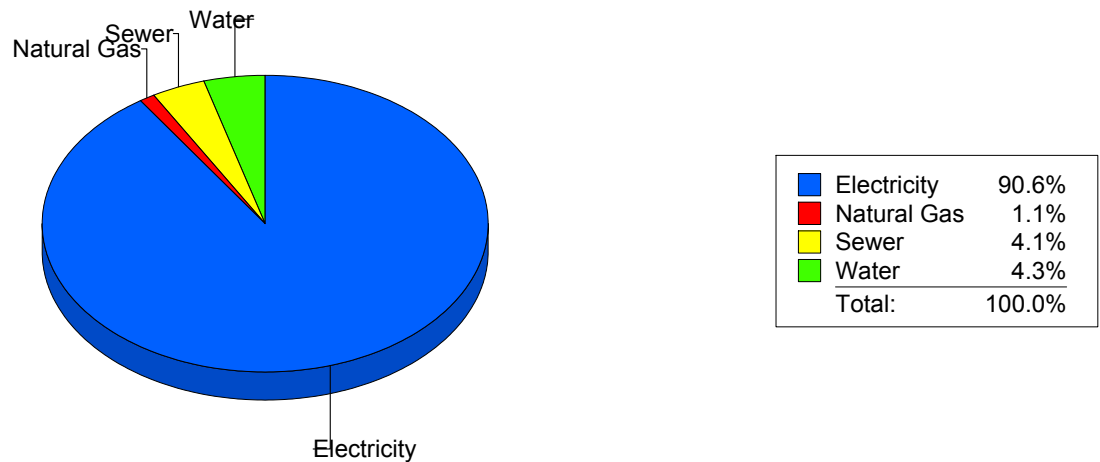
Cost Summary Graph

Grouped by Energy Type

Energy Type	Use	Units	Total Cost	Avg Unit Cost	% of Total Cost
Site: MOYE - HR Moye					
Electricity	46,200	KWH	\$7,193.77	0.1557	90.56%
Natural Gas	61	CCF	\$83.52	1.3692	1.05%
Water	36	CCF	\$343.82	9.5506	4.33%
Sewer	87	CCF	\$322.44	3.7062	4.06%

Total Cost: \$7,943.55

For HR Moye



Filters: Cost Center Name Not Equal To DoNotReport; Site Name Not Equal To DoNotReport; Billing Period Equal To 200808

elpaso

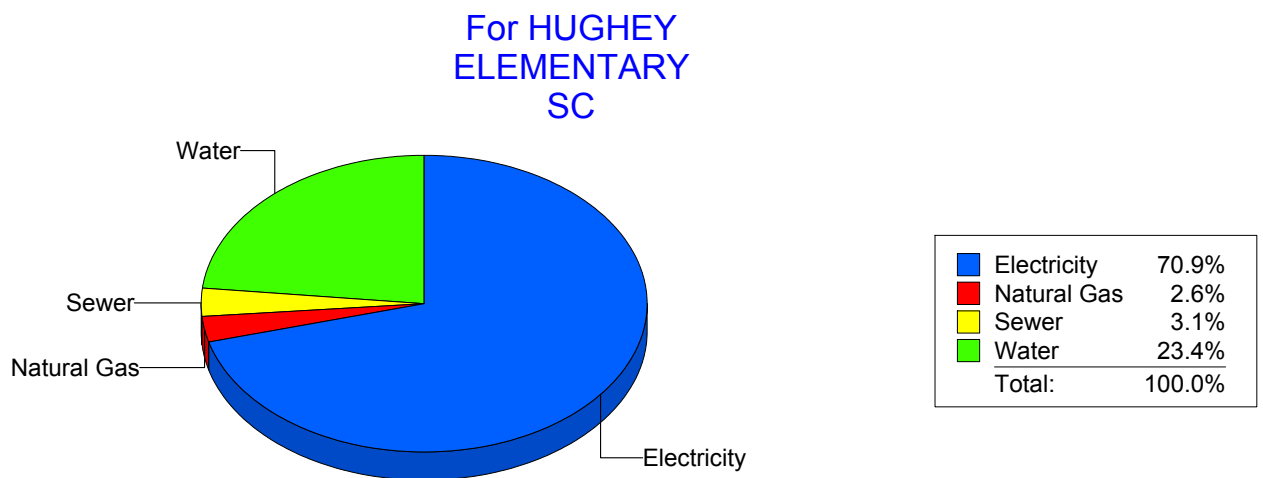
Energy CAP

Cost Avoidance Program

Cost Summary Graph

Grouped by Energy Type

Energy Type	Use	Units	Total Cost	Avg Unit Cost	% of Total Cost
Site: HUGHEY ELEMENTARY SC - HUGHEY ELEMENTARY SC					
Electricity	20,600	KWH	\$4,104.88	0.1993	70.93%
Natural Gas	131	CCF	\$148.36	1.1325	2.56%
Water	405	CCF	\$1,353.47	3.3419	23.39%
Sewer	93	CCF	\$180.35	1.9392	3.12%
Total Cost:			\$5,787.06		



Filters: Cost Center Name Not Equal To DoNotReport; Site Name Not Equal To DoNotReport; Billing Period Equal To 200808

el Paso

Energy CAP

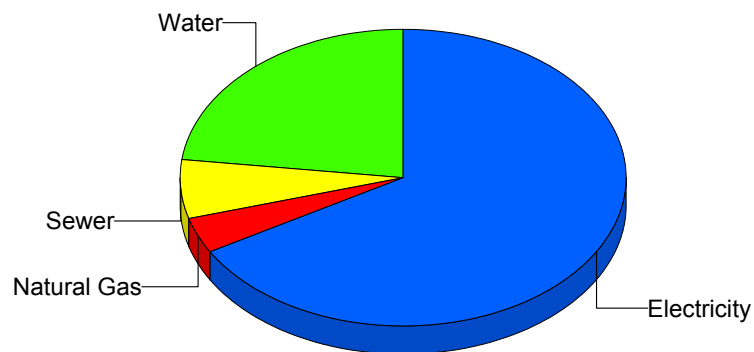
Cost Avoidance Program

Cost Summary Graph

Grouped by Energy Type

Energy Type	Use	Units	Total Cost	Avg Unit Cost	% of Total Cost
Site: IRVIN HIGH SCHOOL - IRVIN HIGH SCHOOL					
Electricity	64,293	KWH	\$14,099.66	0.2193	66.56%
Natural Gas	820	CCF	\$853.54	1.0409	4.03%
Water	2,318	CCF	\$4,864.94	2.0988	22.97%
Sewer	967	CCF	\$1,365.70	1.4123	6.45%
Total Cost:			\$21,183.84		

For IRVIN HIGH
SCHOOL



Electricity	66.6%
Natural Gas	4.0%
Sewer	6.4%
Water	23.0%
Total:	100.0%

Filters: Cost Center Name Not Equal To DoNotReport; Site Name Not Equal To DoNotReport; Billing Period Equal To 200808

elpaso

Energy CAP

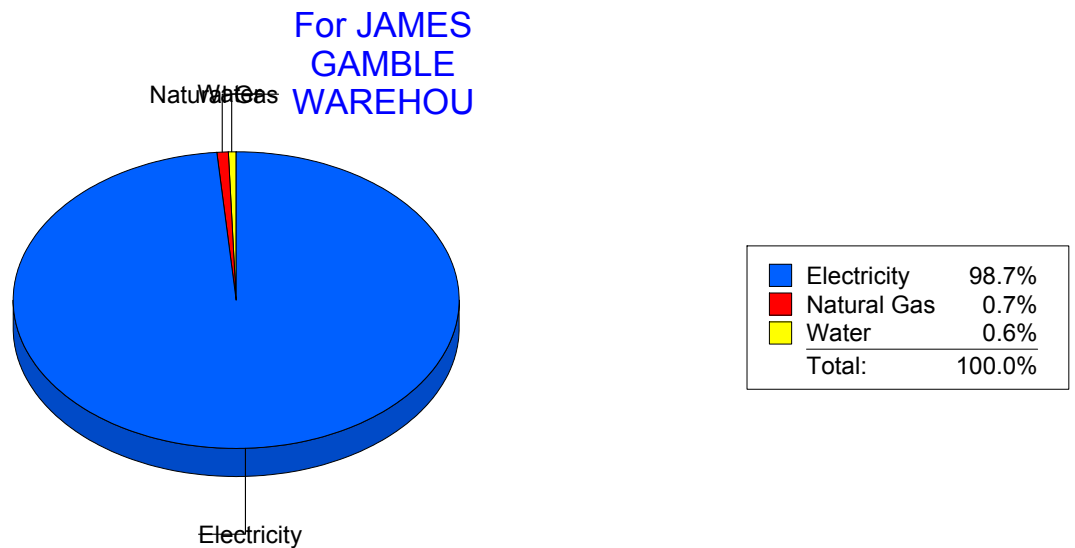
Cost Avoidance Program

Cost Summary Graph

Grouped by Energy Type

Energy Type	Use	Units	Total Cost	Avg Unit Cost	% of Total Cost
Site: JAMES GAMBLE WAREHOU - JAMES GAMBLE WAREHOU					
Electricity	42,300	KWH	\$5,536.38	0.1309	98.67%
Natural Gas	10	CCF	\$38.46	3.8460	0.69%
Water	0	CCF	\$36.36	0.0000	0.65%

Total Cost: \$5,611.20



Filters: Cost Center Name Not Equal To DoNotReport; Site Name Not Equal To DoNotReport; Billing Period Equal To 200808

el Paso

Energy CAP

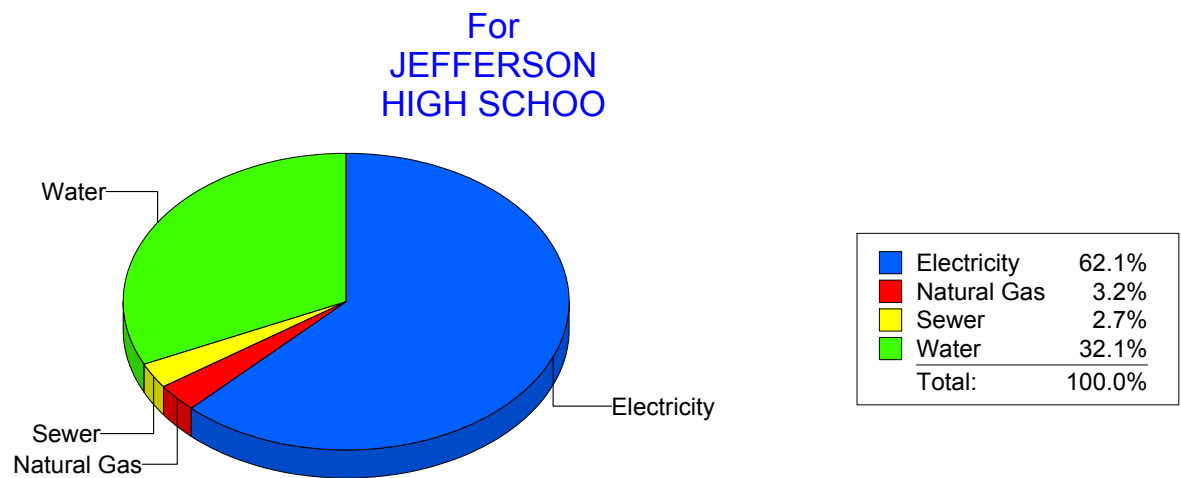
Cost Avoidance Program

Cost Summary Graph

Grouped by Energy Type

Energy Type	Use	Units	Total Cost	Avg Unit Cost	% of Total Cost
Site: JEFFERSON HIGH SCHOO - JEFFERSON HIGH SCHOO					
Electricity	119,710	KWH	\$15,311.74	0.1279	62.09%
Natural Gas	588	CCF	\$783.89	1.3331	3.18%
Water	1,903	CCF	\$7,908.01	4.1555	32.07%
Sewer	245	CCF	\$655.70	2.6763	2.66%

Total Cost: \$24,659.34



Filters: Cost Center Name Not Equal To DoNotReport; Site Name Not Equal To DoNotReport; Billing Period Equal To 200808

elpaso

Energy CAP

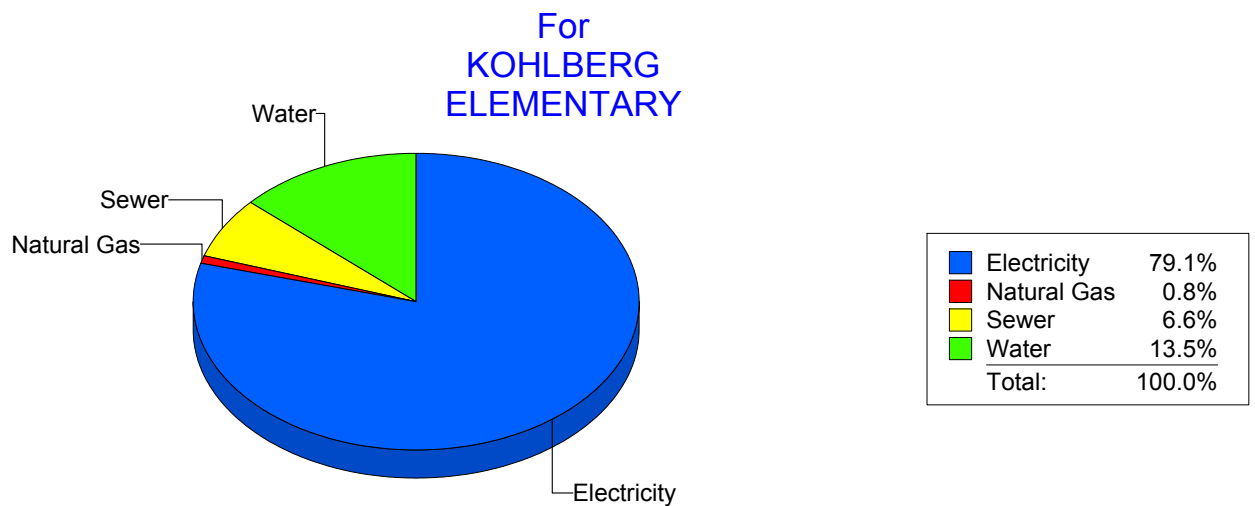
Cost Avoidance Program

Cost Summary Graph

Grouped by Energy Type

Energy Type	Use	Units	Total Cost	Avg Unit Cost	% of Total Cost
Site: KOHLBERG ELEMENTARY - KOHLBERG ELEMENTARY					
Electricity	31,740	KWH	\$5,625.30	0.1772	79.09%
Natural Gas	31	CCF	\$57.24	1.8465	0.80%
Water	436	CCF	\$958.03	2.1973	13.47%
Sewer	228	CCF	\$471.57	2.0683	6.63%

Total Cost: \$7,112.14



Filters: Cost Center Name Not Equal To DoNotReport; Site Name Not Equal To DoNotReport; Billing Period Equal To 200808

elpaso

Energy CAP

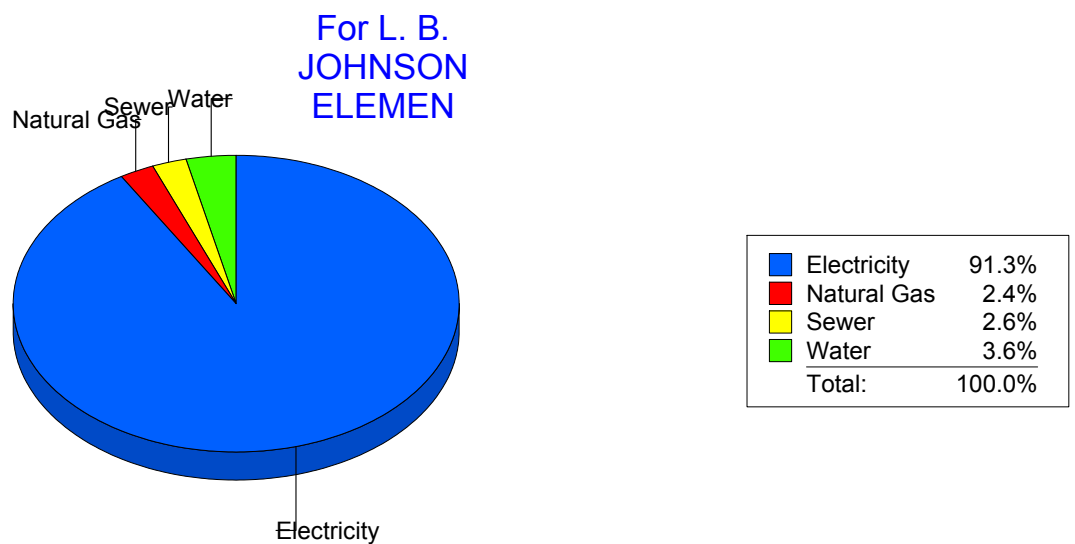
Cost Avoidance Program

Cost Summary Graph

Grouped by Energy Type

Energy Type	Use	Units	Total Cost	Avg Unit Cost	% of Total Cost
Site: L. B. JOHNSON ELEMEN - L. B. JOHNSON ELEMEN					
Electricity	59,050	KWH	\$9,398.57	0.1592	91.35%
Natural Gas	203	CCF	\$249.51	1.2291	2.43%
Water	253	CCF	\$368.28	1.4557	3.58%
Sewer	156	CCF	\$272.33	1.7457	2.65%

Total Cost: \$10,288.69



Filters: Cost Center Name Not Equal To DoNotReport; Site Name Not Equal To DoNotReport; Billing Period Equal To 200808

elpaso

Energy CAP

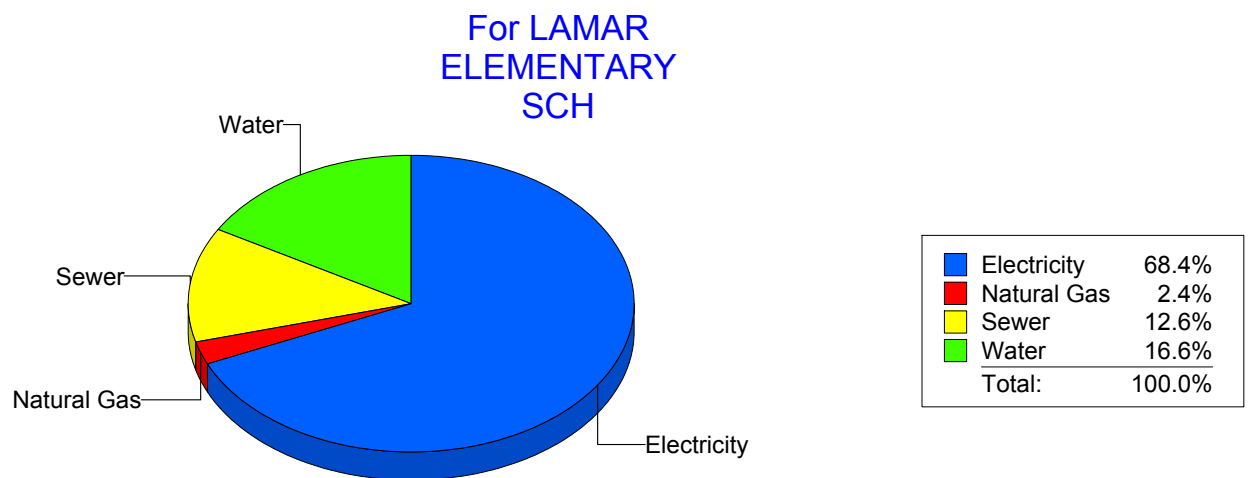
Cost Avoidance Program

Cost Summary Graph

Grouped by Energy Type

Energy Type	Use	Units	Total Cost	Avg Unit Cost	% of Total Cost
Site: LAMAR ELEMENTARY SCH - LAMAR ELEMENTARY SCH					
Electricity	22,500	KWH	\$3,853.82	0.1713	68.44%
Natural Gas	50	CCF	\$134.08	2.6816	2.38%
Water	412	CCF	\$931.89	2.2619	16.55%
Sewer	294	CCF	\$710.84	2.4178	12.62%

Total Cost: \$5,630.63



Filters: Cost Center Name Not Equal To DoNotReport; Site Name Not Equal To DoNotReport; Billing Period Equal To 200808

elpaso

Energy CAP

Cost Avoidance Program

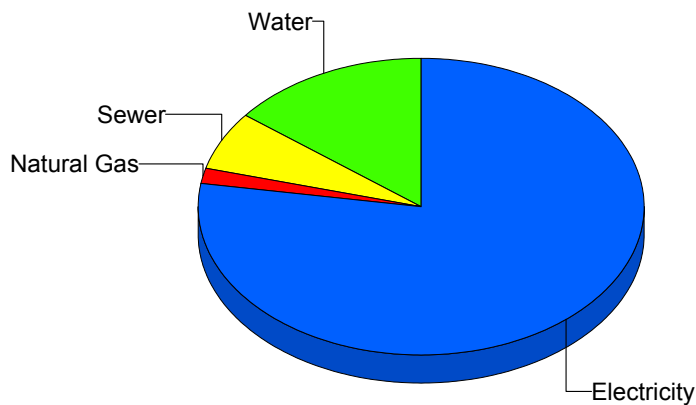
Cost Summary Graph

Grouped by Energy Type

Energy Type	Use	Units	Total Cost	Avg Unit Cost	% of Total Cost
Site: LEE ELEMENTARY - LEE ELEMENTARY					
Electricity	27,062	KWH	\$4,962.60	0.1834	77.47%
Natural Gas	36	CCF	\$109.38	3.0383	1.71%
Water	253	CCF	\$922.97	3.6481	14.41%
Sewer	102	CCF	\$411.19	4.0313	6.42%

Total Cost: \$6,406.14

For LEE
ELEMENTARY



Electricity	77.5%
Natural Gas	1.7%
Sewer	6.4%
Water	14.4%
Total:	100.0%

Filters: Cost Center Name Not Equal To DoNotReport; Site Name Not Equal To DoNotReport; Billing Period Equal To 200808

elpaso

Energy CAP

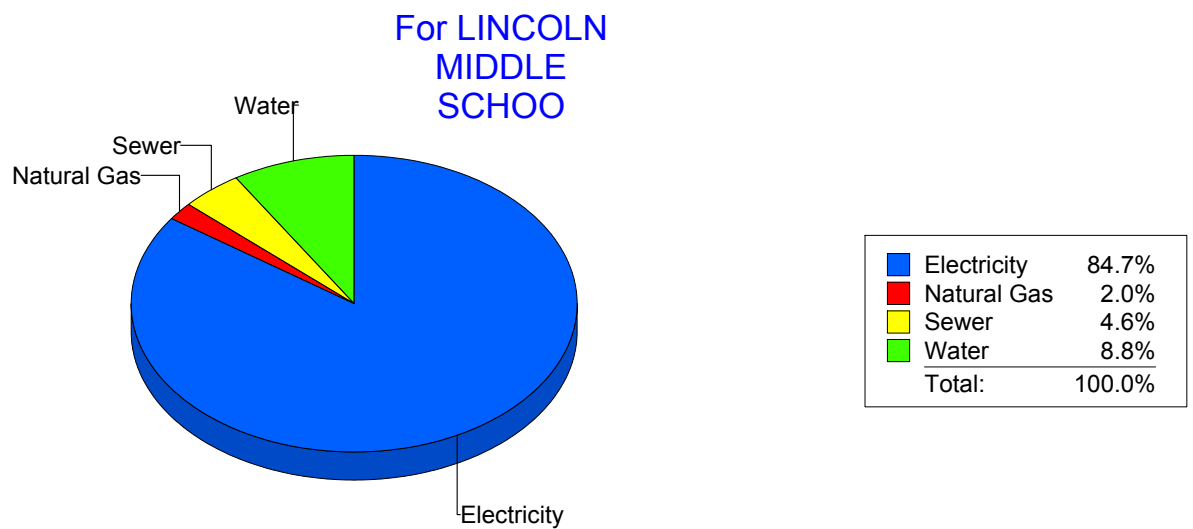
Cost Avoidance Program

Cost Summary Graph

Grouped by Energy Type

Energy Type	Use	Units	Total Cost	Avg Unit Cost	% of Total Cost
Site: LINCOLN MIDDLE SCHOO - LINCOLN MIDDLE SCHOO					
Electricity	109,300	KWH	\$15,461.03	0.1415	84.70%
Natural Gas	341	CCF	\$356.22	1.0446	1.95%
Water	958	CCF	\$1,605.94	1.6763	8.80%
Sewer	546	CCF	\$831.03	1.5220	4.55%

Total Cost: \$18,254.22



Filters: Cost Center Name Not Equal To DoNotReport; Site Name Not Equal To DoNotReport; Billing Period Equal To 200808

el Paso

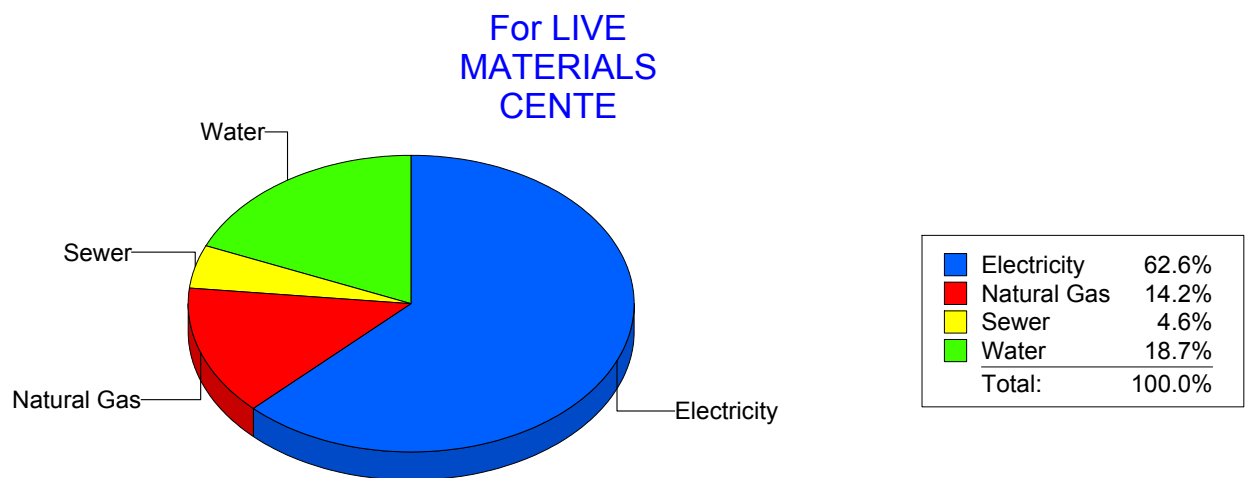
Energy CAP

Cost Avoidance Program

Cost Summary Graph

Grouped by Energy Type

Energy Type	Use	Units	Total Cost	Avg Unit Cost	% of Total Cost
Site: LIVE MATERIALS CENTE - LIVE MATERIALS CENTE					
Electricity		1,811 KWH	\$312.18	0.1724	62.56%
Natural Gas		12 CCF	\$70.71	5.8925	14.17%
Water		23 CCF	\$93.33	4.0578	18.70%
Sewer		2 CCF	\$22.76	11.3800	4.56%
Total Cost:			\$498.98		



Filters: Cost Center Name Not Equal To DoNotReport; Site Name Not Equal To DoNotReport; Billing Period Equal To 200808

el Paso

Energy CAP

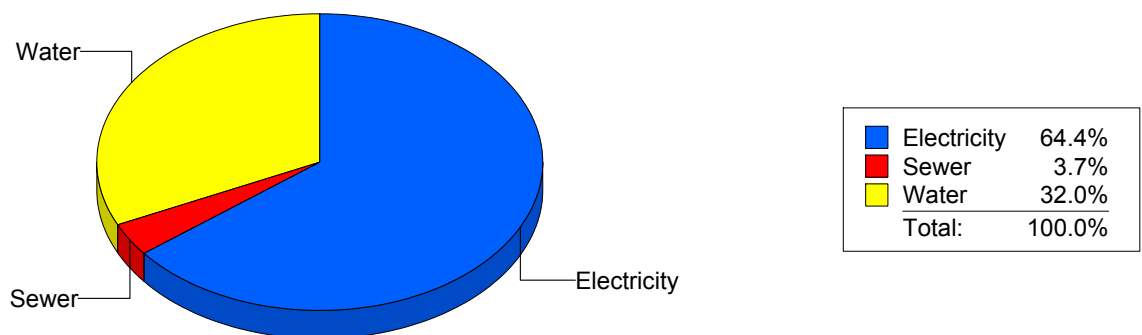
Cost Avoidance Program

Cost Summary Graph

Grouped by Energy Type

Energy Type	Use	Units	Total Cost	Avg Unit Cost	% of Total Cost
Site: LOGAN ELEMENTARY - LOGAN ELEMENTARY					
Electricity	18,200	KWH	\$3,294.76	0.1810	64.38%
Water	472	CCF	\$1,635.27	3.4646	31.95%
Sewer	99	CCF	\$187.97	1.8987	3.67%
Total Cost:			\$5,118.00		

For LOGAN
ELEMENTARY



Filters: Cost Center Name Not Equal To DoNotReport; Site Name Not Equal To DoNotReport; Billing Period Equal To 200808

elpaso

Energy CAP

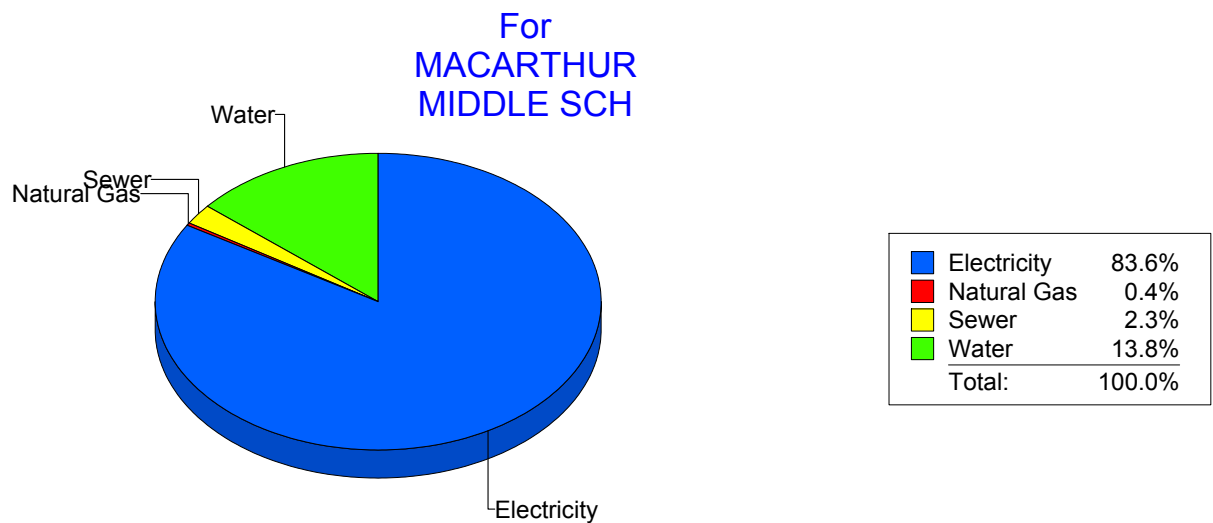
Cost Avoidance Program

Cost Summary Graph

Grouped by Energy Type

Energy Type	Use	Units	Total Cost	Avg Unit Cost	% of Total Cost
Site: MACARTHUR MIDDLE SCH - MACARTHUR MIDDLE SCH					
Electricity	58,320	KWH	\$10,019.77	0.1718	83.59%
Natural Gas	15	CCF	\$43.23	2.8820	0.36%
Water	532	CCF	\$1,651.47	3.1043	13.78%
Sewer	156	CCF	\$272.23	1.7451	2.27%

Total Cost: \$11,986.70



Filters: Cost Center Name Not Equal To DoNotReport; Site Name Not Equal To DoNotReport; Billing Period Equal To 200808

elpaso

Energy CAP

Cost Avoidance Program

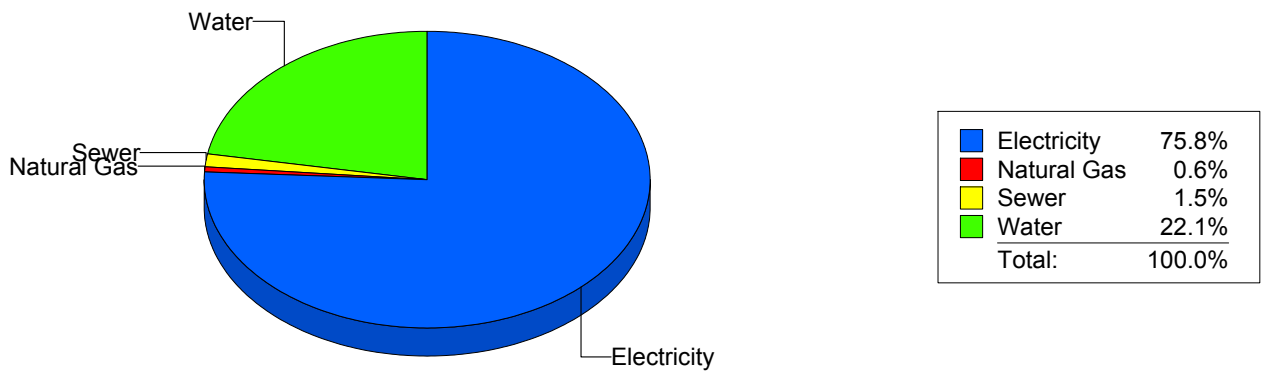
Cost Summary Graph

Grouped by Energy Type

Energy Type	Use	Units	Total Cost	Avg Unit Cost	% of Total Cost
Site: MAGOFFIN MIDDLE SCHO - MAGOFFIN MIDDLE SCHO					
Electricity	128,810	KWH	\$18,445.84	0.1432	75.75%
Natural Gas	94	CCF	\$142.51	1.5161	0.59%
Water	1,540	CCF	\$5,392.77	3.5018	22.15%
Sewer	124	CCF	\$369.43	2.9793	1.52%

Total Cost: \$24,350.55

For MAGOFFIN
MIDDLE SCHO



Filters: Cost Center Name Not Equal To DoNotReport; Site Name Not Equal To DoNotReport; Billing Period Equal To 200808

elpaso

Energy CAP

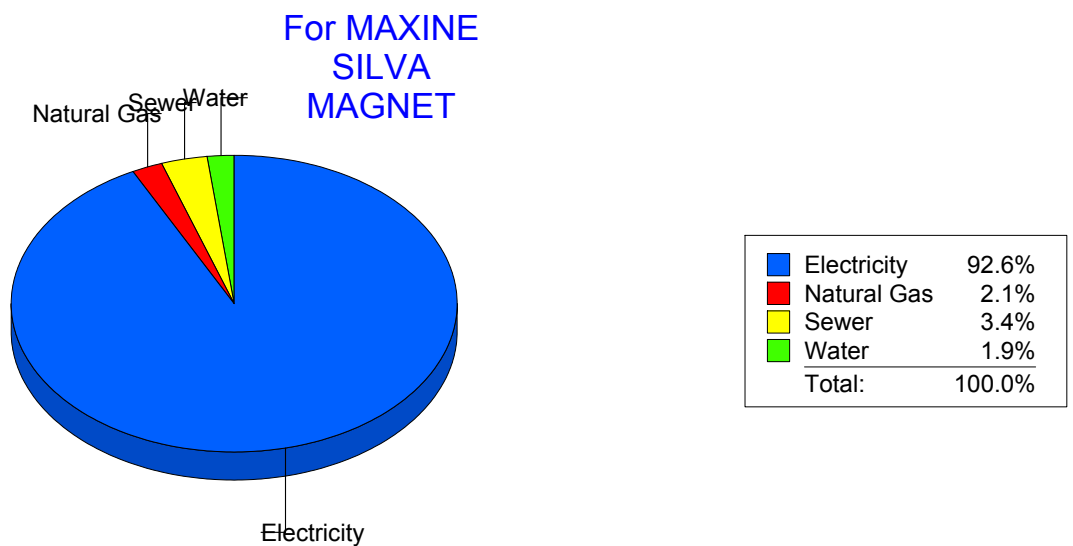
Cost Avoidance Program

Cost Summary Graph

Grouped by Energy Type

Energy Type	Use	Units	Total Cost	Avg Unit Cost	% of Total Cost
Site: MAXINE SILVA MAGNET - MAXINE SILVA MAGNET					
Electricity	63,000	KWH	\$8,235.82	0.1307	92.60%
Natural Gas	171	CCF	\$187.94	1.0991	2.11%
Water	13	CCF	\$165.87	12.7592	1.87%
Sewer	131	CCF	\$303.98	2.3205	3.42%

Total Cost: \$8,893.61



Filters: Cost Center Name Not Equal To DoNotReport; Site Name Not Equal To DoNotReport; Billing Period Equal To 200808

elpaso

Energy CAP

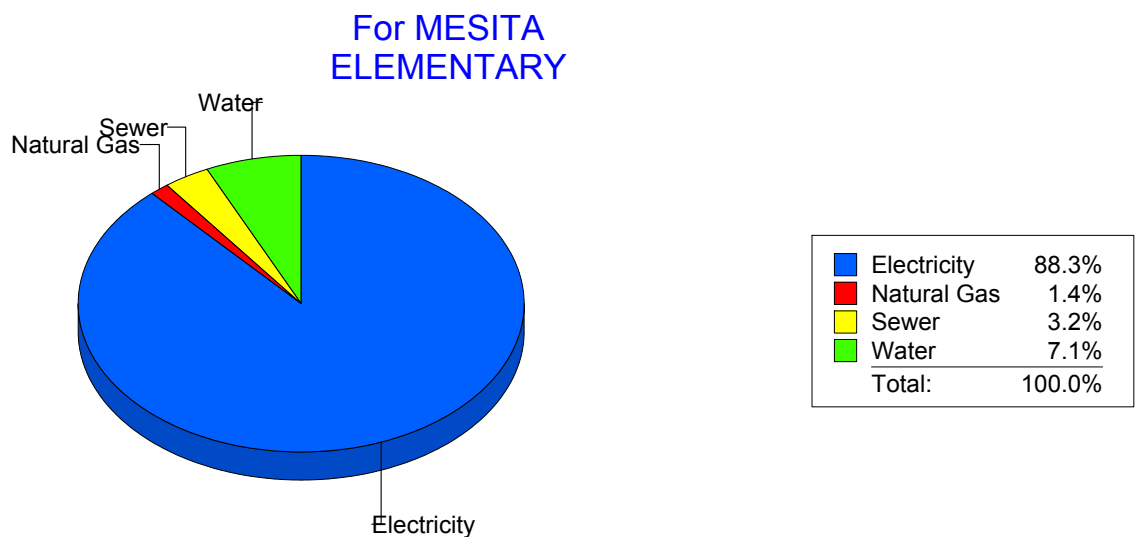
Cost Avoidance Program

Cost Summary Graph

Grouped by Energy Type

Energy Type	Use	Units	Total Cost	Avg Unit Cost	% of Total Cost
Site: MESITA ELEMENTARY - MESITA ELEMENTARY					
Electricity	83,640	KWH	\$11,778.99	0.1408	88.31%
Natural Gas	147	CCF	\$188.93	1.2852	1.42%
Water	168	CCF	\$941.96	5.6069	7.06%
Sewer	170	CCF	\$427.85	2.5168	3.21%

Total Cost: \$13,337.73



Filters: Cost Center Name Not Equal To DoNotReport; Site Name Not Equal To DoNotReport; Billing Period Equal To 200808

elpaso

Energy CAP

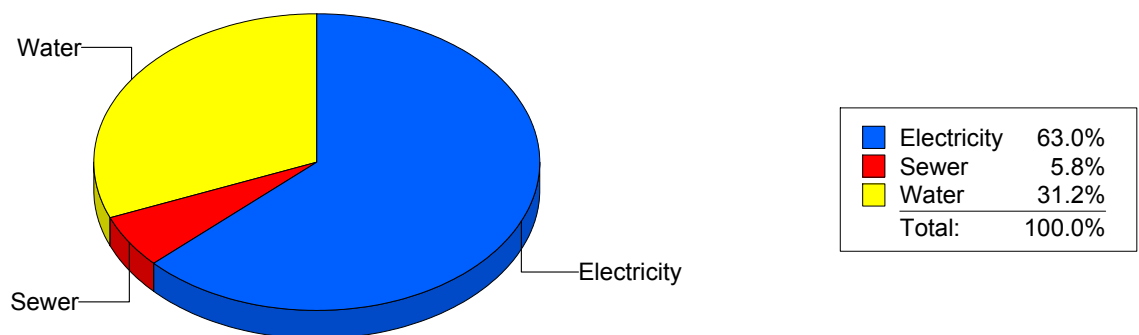
Cost Avoidance Program

Cost Summary Graph

Grouped by Energy Type

Energy Type	Use	Units	Total Cost	Avg Unit Cost	% of Total Cost
Site: MILAM ELEMENTARY - MILAM ELEMENTARY					
Electricity	17,400	KWH	\$3,222.92	0.1852	62.99%
Water	491	CCF	\$1,597.25	3.2531	31.22%
Sewer	125	CCF	\$296.36	2.3709	5.79%
Total Cost:			\$5,116.53		

For MILAM
ELEMENTARY



Filters: Cost Center Name Not Equal To DoNotReport; Site Name Not Equal To DoNotReport; Billing Period Equal To 200808

el Paso

Energy CAP

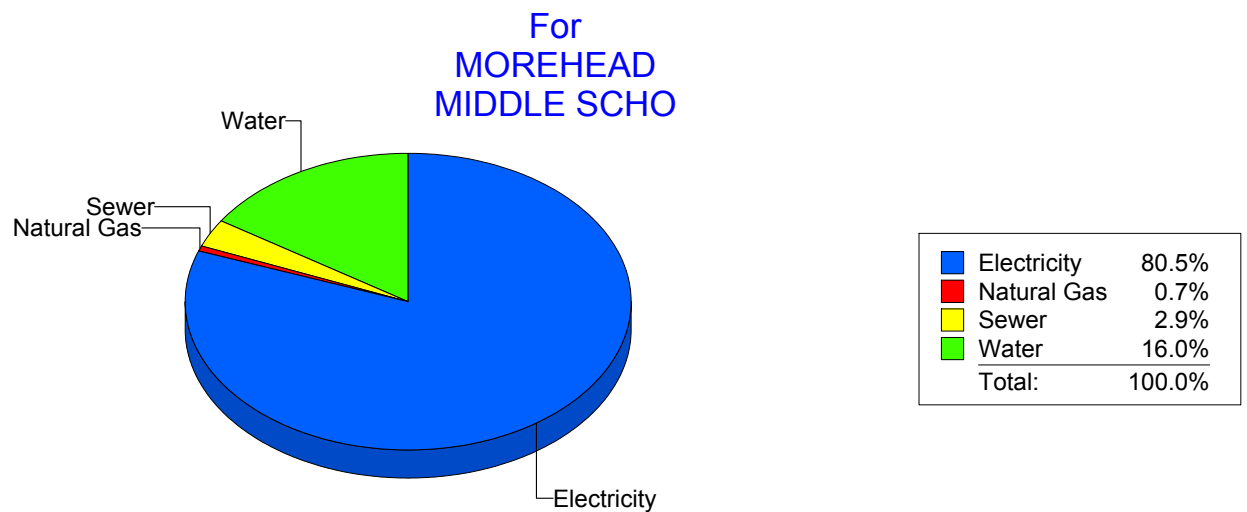
Cost Avoidance Program

Cost Summary Graph

Grouped by Energy Type

Energy Type	Use	Units	Total Cost	Avg Unit Cost	% of Total Cost
Site: MOREHEAD MIDDLE SCHO - MOREHEAD MIDDLE SCHO					
Electricity	92,010	KWH	\$11,910.03	0.1294	80.47%
Natural Gas	83	CCF	\$102.78	1.2383	0.69%
Water	1,920	CCF	\$2,362.32	1.2304	15.96%
Sewer	168	CCF	\$425.31	2.5316	2.87%

Total Cost: \$14,800.44



Filters: Cost Center Name Not Equal To DoNotReport; Site Name Not Equal To DoNotReport; Billing Period Equal To 200808

elpaso

Energy CAP

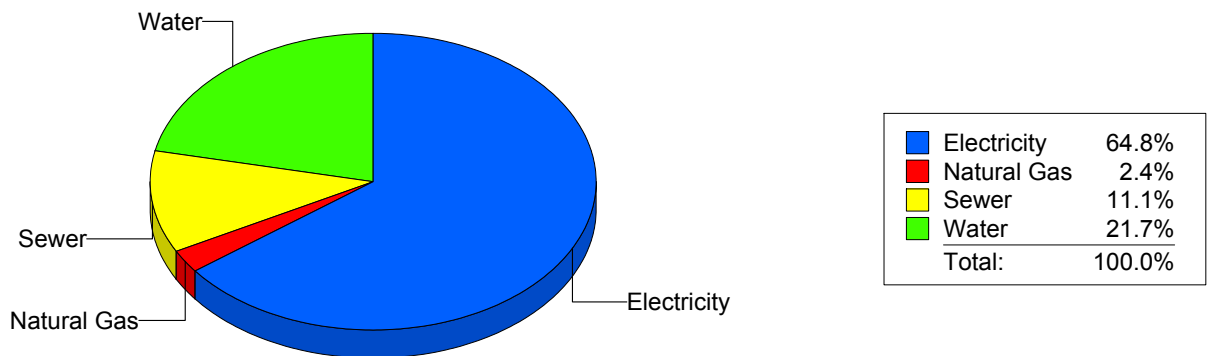
Cost Avoidance Program

Cost Summary Graph

Grouped by Energy Type

Energy Type	Use	Units	Total Cost	Avg Unit Cost	% of Total Cost
Site: NEWMAN ELEMENTARY - NEWMAN ELEMENTARY					
Electricity	18,619	KWH	\$3,640.31	0.1955	64.77%
Natural Gas	85	CCF	\$134.64	1.5840	2.40%
Water	709	CCF	\$1,219.17	1.7196	21.69%
Sewer	405	CCF	\$626.07	1.5459	11.14%
Total Cost:			\$5,620.19		

For NEWMAN
ELEMENTARY



Filters: Cost Center Name Not Equal To DoNotReport; Site Name Not Equal To DoNotReport; Billing Period Equal To 200808

elpaso

Energy CAP

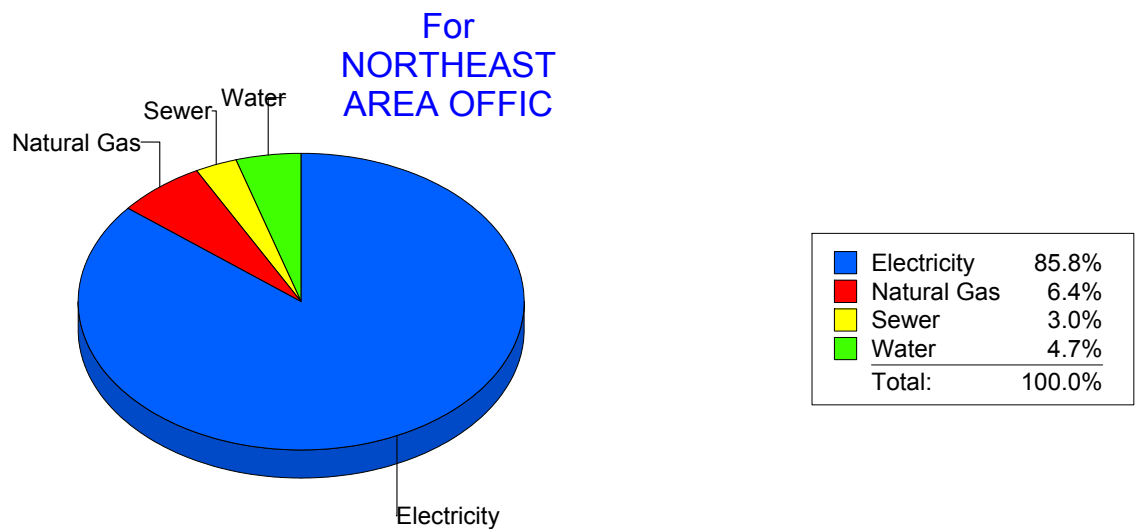
Cost Avoidance Program

Cost Summary Graph

Grouped by Energy Type

Energy Type	Use	Units	Total Cost	Avg Unit Cost	% of Total Cost
Site: NORTHEAST AREA OFFIC - NORTHEAST AREA OFFIC					
Electricity	10,080	KWH	\$1,342.60	0.1332	85.85%
Natural Gas	12	CCF	\$100.79	8.3992	6.44%
Water	16	CCF	\$73.80	4.6125	4.72%
Sewer	6	CCF	\$46.79	7.7983	2.99%

Total Cost: \$1,563.98



Filters: Cost Center Name Not Equal To DoNotReport; Site Name Not Equal To DoNotReport; Billing Period Equal To 200808

el Paso

Energy CAP

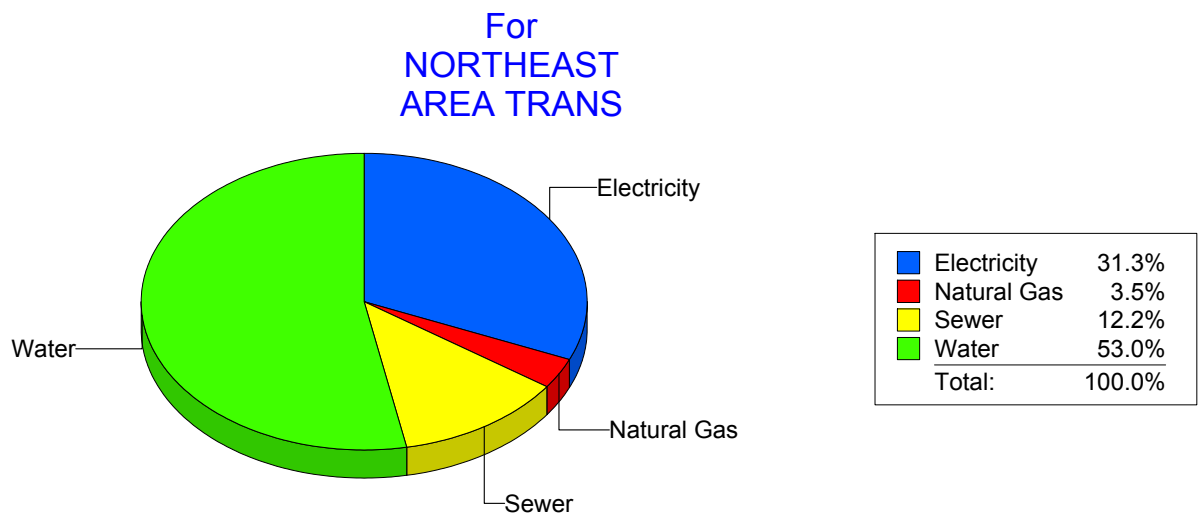
Cost Avoidance Program

Cost Summary Graph

Grouped by Energy Type

Energy Type	Use	Units	Total Cost	Avg Unit Cost	% of Total Cost
Site: NORTHEAST AREA TRANS - NORTHEAST AREA TRANS					
Electricity	6,437	KWH	\$703.91	0.1094	31.31%
Natural Gas	22	CCF	\$79.47	3.6123	3.53%
Water	278	CCF	\$1,190.94	4.2840	52.97%
Sewer	49	CCF	\$274.18	5.5955	12.19%

Total Cost: \$2,248.50



Filters: Cost Center Name Not Equal To DoNotReport; Site Name Not Equal To DoNotReport; Billing Period Equal To 200808

elpaso

Energy CAP

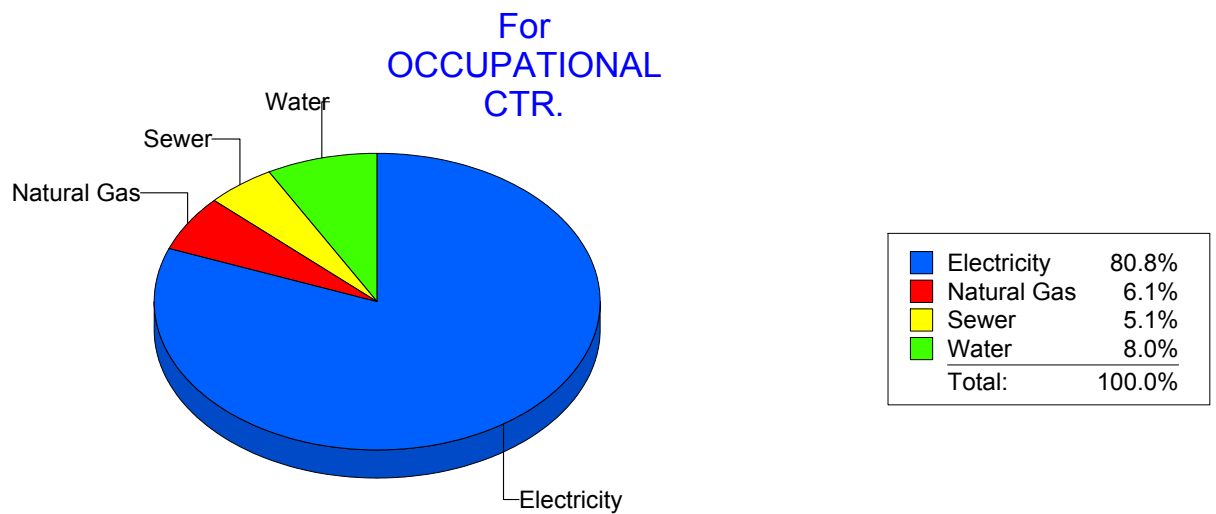
Cost Avoidance Program

Cost Summary Graph

Grouped by Energy Type

Energy Type	Use	Units	Total Cost	Avg Unit Cost	% of Total Cost
Site: OCCUPATIONAL CTR. - OCCUPATIONAL CTR.					
Electricity	8,200	KWH	\$1,215.31	0.1482	80.80%
Natural Gas	70	CCF	\$91.39	1.3056	6.08%
Water	17	CCF	\$119.97	7.0571	7.98%
Sewer	22	CCF	\$77.42	3.5191	5.15%

Total Cost: \$1,504.09



Filters: Cost Center Name Not Equal To DoNotReport; Site Name Not Equal To DoNotReport; Billing Period Equal To 200808

elpaso

Energy CAP

Cost Avoidance Program

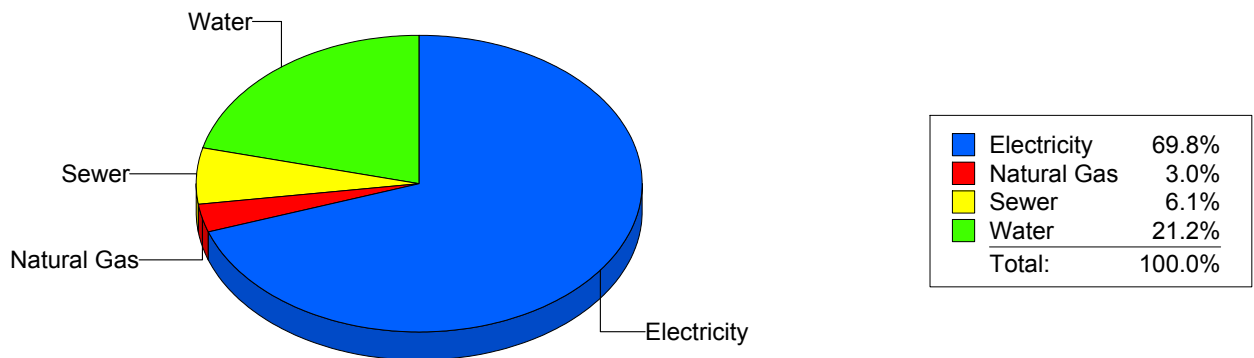
Cost Summary Graph

Grouped by Energy Type

Energy Type	Use	Units	Total Cost	Avg Unit Cost	% of Total Cost
Site: PARK ELEMENTARY - PARK ELEMENTARY					
Electricity	19,071	KWH	\$3,720.78	0.1951	69.77%
Natural Gas	77	CCF	\$157.49	2.0453	2.95%
Water	296	CCF	\$1,130.62	3.8197	21.20%
Sewer	118	CCF	\$323.91	2.7450	6.07%

Total Cost: \$5,332.80

For PARK
ELEMENTARY



Filters: Cost Center Name Not Equal To DoNotReport; Site Name Not Equal To DoNotReport; Billing Period Equal To 200808

elpaso

Energy CAP

Cost Avoidance Program

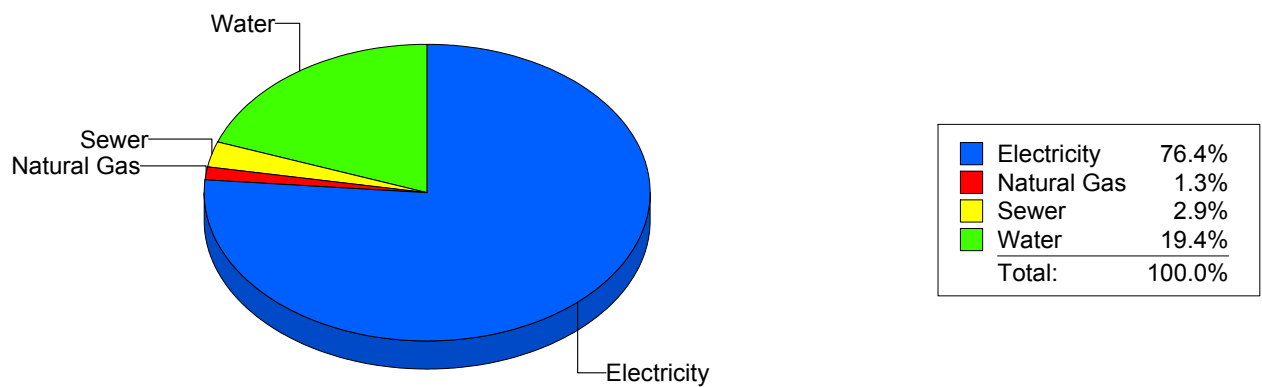
Cost Summary Graph

Grouped by Energy Type

Energy Type	Use	Units	Total Cost	Avg Unit Cost	% of Total Cost
Site: PAUL MORENO - PAUL MORENO					
Electricity	66,000	KWH	\$8,143.33	0.1234	76.40%
Natural Gas	124	CCF	\$141.42	1.1405	1.33%
Water	479	CCF	\$2,064.73	4.3105	19.37%
Sewer	96	CCF	\$309.01	3.2189	2.90%

Total Cost: \$10,658.49

For PAUL
MORENO



Filters: Cost Center Name Not Equal To DoNotReport; Site Name Not Equal To DoNotReport; Billing Period Equal To 200808

elpaso

Energy CAP

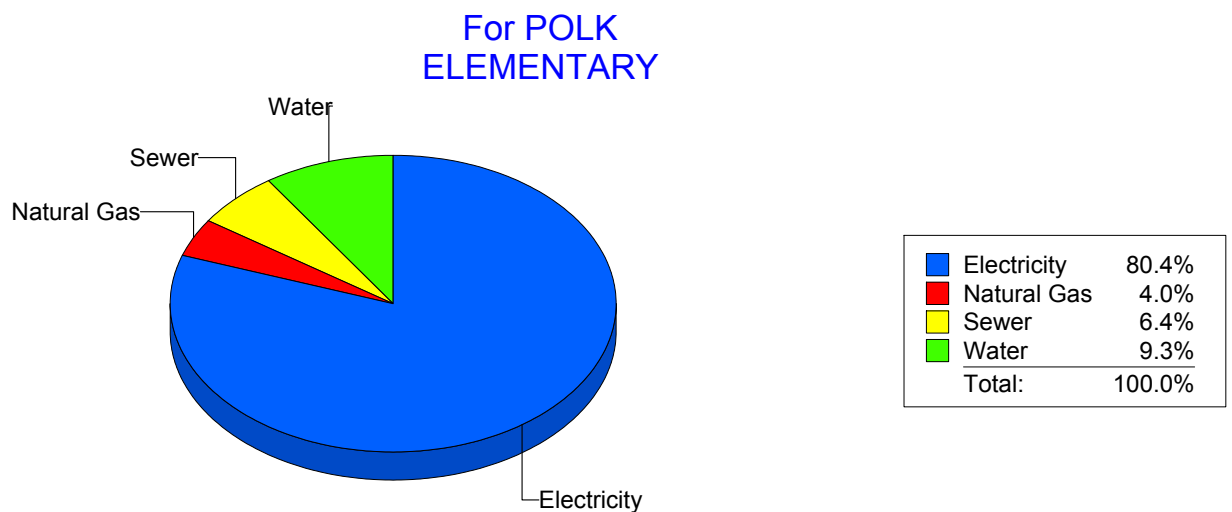
Cost Avoidance Program

Cost Summary Graph

Grouped by Energy Type

Energy Type	Use	Units	Total Cost	Avg Unit Cost	% of Total Cost
Site: POLK ELEMENTARY - POLK ELEMENTARY					
Electricity	19,850	KWH	\$4,245.81	0.2139	80.37%
Natural Gas	162	CCF	\$209.13	1.2909	3.96%
Water	253	CCF	\$492.04	1.9448	9.31%
Sewer	156	CCF	\$335.73	2.1521	6.36%

Total Cost: \$5,282.71



Filters: Cost Center Name Not Equal To DoNotReport; Site Name Not Equal To DoNotReport; Billing Period Equal To 200808

el Paso

Energy CAP

Cost Avoidance Program

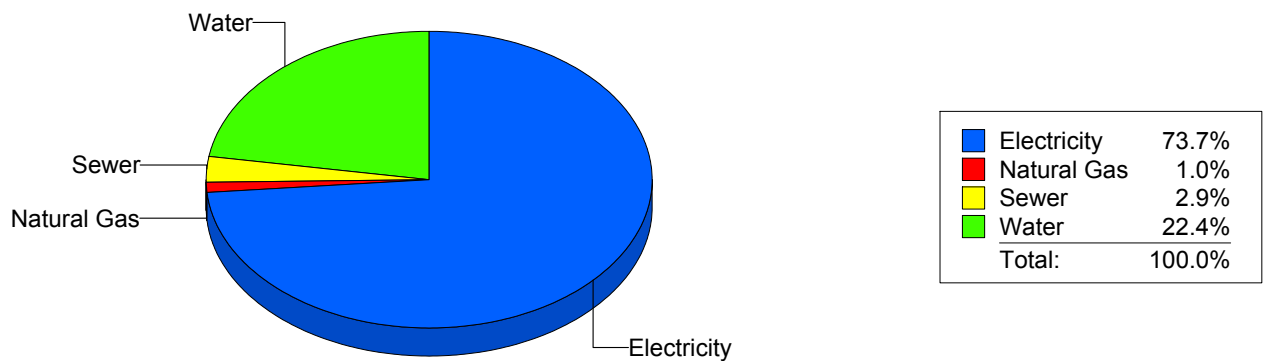
Cost Summary Graph

Grouped by Energy Type

Energy Type	Use	Units	Total Cost	Avg Unit Cost	% of Total Cost
Site: PUTNAM ELEMENTARY - PUTNAM ELEMENTARY					
Electricity	24,891	KWH	\$4,575.42	0.1838	73.71%
Natural Gas	0	CCF	\$60.20	0.0000	0.97%
Water	375	CCF	\$1,391.41	3.7104	22.41%
Sewer	85	CCF	\$180.67	2.1255	2.91%

Total Cost: \$6,207.70

For PUTNAM
ELEMENTARY



Filters: Cost Center Name Not Equal To DoNotReport; Site Name Not Equal To DoNotReport; Billing Period Equal To 200808

elpaso

Energy CAP

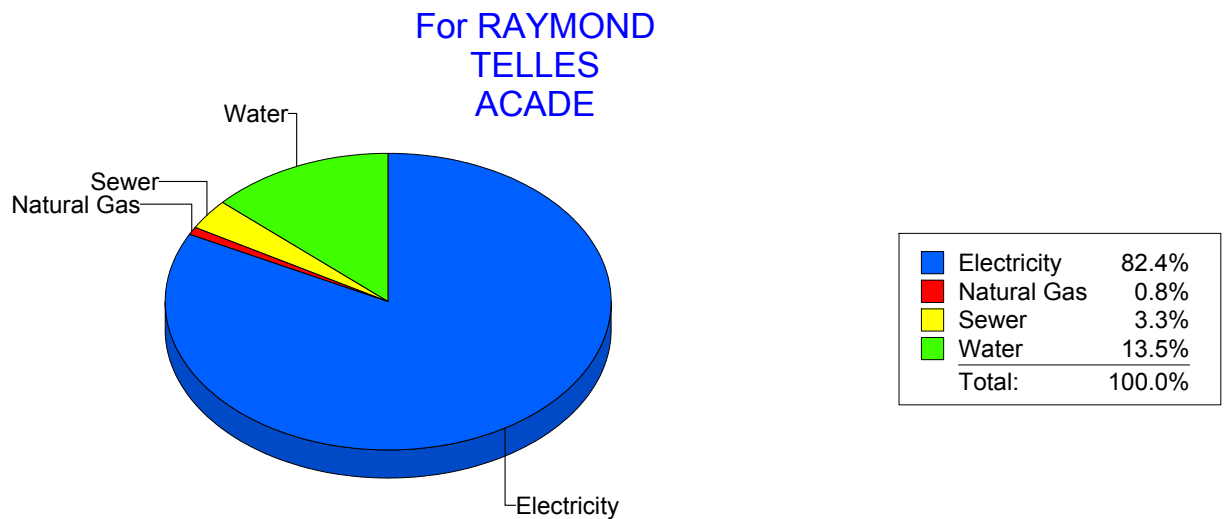
Cost Avoidance Program

Cost Summary Graph

Grouped by Energy Type

Energy Type	Use	Units	Total Cost	Avg Unit Cost	% of Total Cost
Site: RAYMOND TELLES ACADE - RAYMOND TELLES ACADE					
Electricity	41,200	KWH	\$5,219.17	0.1267	82.42%
Natural Gas	26	CCF	\$52.86	2.0331	0.83%
Water	231	CCF	\$853.08	3.6930	13.47%
Sewer	55	CCF	\$207.46	3.7720	3.28%

Total Cost: \$6,332.57



Filters: Cost Center Name Not Equal To DoNotReport; Site Name Not Equal To DoNotReport; Billing Period Equal To 200808

elpaso

Energy CAP

Cost Avoidance Program

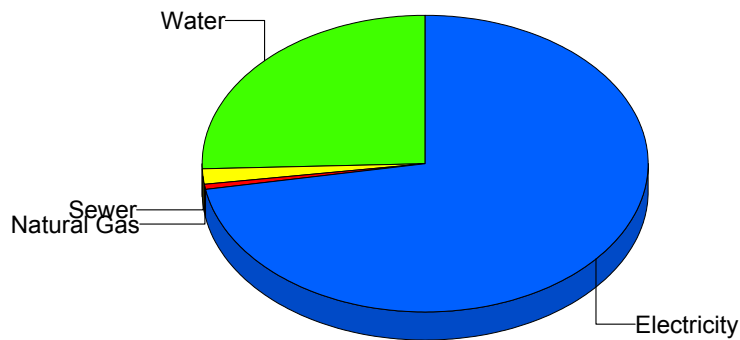
Cost Summary Graph

Grouped by Energy Type

Energy Type	Use	Units	Total Cost	Avg Unit Cost	% of Total Cost
Site: RICHARDSON MIDDLE - RICHARDSON MIDDLE					
Electricity	70,200	KWH	\$10,500.10	0.1496	72.21%
Natural Gas	60	CCF	\$82.64	1.3773	0.57%
Water	810	CCF	\$3,722.57	4.5958	25.60%
Sewer	78	CCF	\$236.67	3.0342	1.63%

Total Cost: \$14,541.98

For
RICHARDSON
MIDDLE



Electricity	72.2%
Natural Gas	0.6%
Sewer	1.6%
Water	25.6%
Total:	100.0%

Filters: Cost Center Name Not Equal To DoNotReport; Site Name Not Equal To DoNotReport; Billing Period Equal To 200808

el Paso

Energy CAP

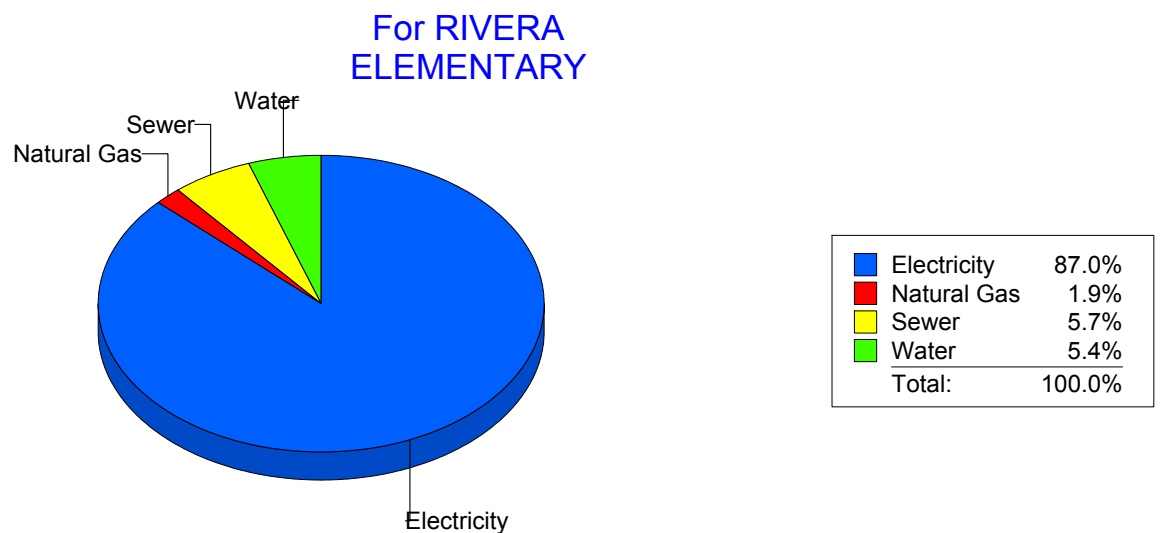
Cost Avoidance Program

Cost Summary Graph

Grouped by Energy Type

Energy Type	Use	Units	Total Cost	Avg Unit Cost	% of Total Cost
Site: RIVERA ELEMENTARY - RIVERA ELEMENTARY					
Electricity	47,400	KWH	\$7,595.52	0.1602	86.96%
Natural Gas	124	CCF	\$169.70	1.3685	1.94%
Water	240	CCF	\$473.19	1.9716	5.42%
Sewer	282	CCF	\$495.75	1.7580	5.68%

Total Cost: \$8,734.16



Filters: Cost Center Name Not Equal To DoNotReport; Site Name Not Equal To DoNotReport; Billing Period Equal To 200808

elpaso

Energy CAP

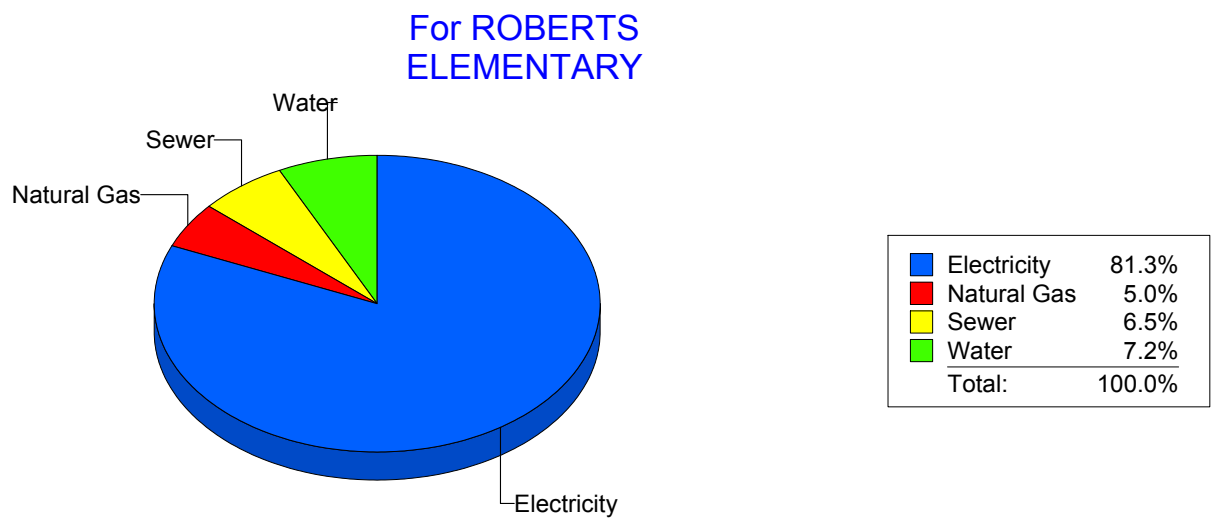
Cost Avoidance Program

Cost Summary Graph

Grouped by Energy Type

Energy Type	Use	Units	Total Cost	Avg Unit Cost	% of Total Cost
Site: ROBERTS ELEMENTARY - ROBERTS ELEMENTARY					
Electricity	28,322	KWH	\$4,653.32	0.1643	81.35%
Natural Gas	242	CCF	\$286.39	1.1834	5.01%
Water	182	CCF	\$410.49	2.2554	7.18%
Sewer	271	CCF	\$369.97	1.3652	6.47%

Total Cost: \$5,720.17



Filters: Cost Center Name Not Equal To DoNotReport; Site Name Not Equal To DoNotReport; Billing Period Equal To 200808

elpaso

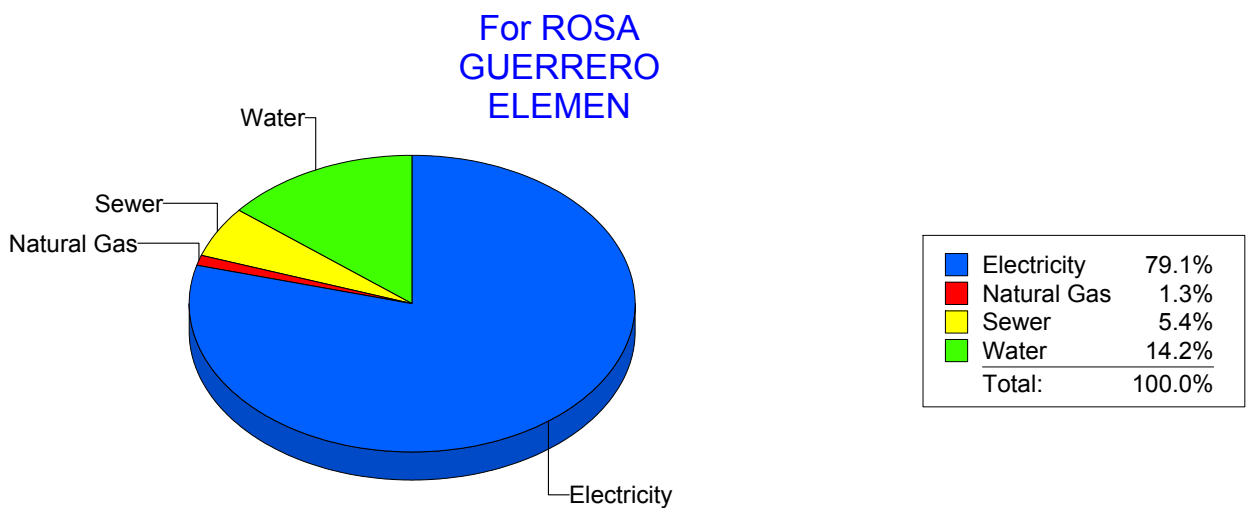
Energy CAP

Cost Avoidance Program

Cost Summary Graph

Grouped by Energy Type

Energy Type	Use	Units	Total Cost	Avg Unit Cost	% of Total Cost
Site: ROSA GUERRERO ELEMEN - ROSA GUERRERO ELEMEN					
Electricity	37,380	KWH	\$6,268.02	0.1677	79.05%
Natural Gas	53	CCF	\$106.93	2.0175	1.35%
Water	822	CCF	\$1,129.21	1.3737	14.24%
Sewer	177	CCF	\$424.64	2.3991	5.36%
Total Cost:			\$7,928.80		



Filters: Cost Center Name Not Equal To DoNotReport; Site Name Not Equal To DoNotReport; Billing Period Equal To 200808

elpaso

Energy CAP

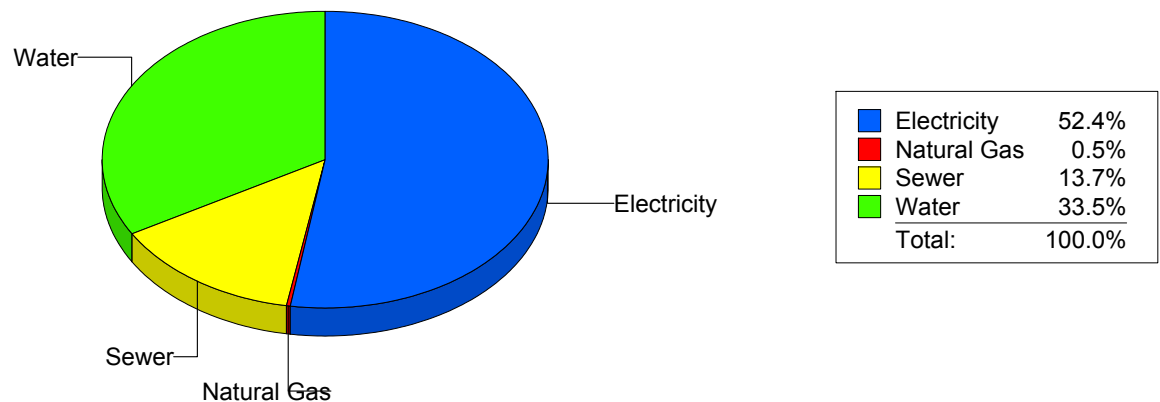
Cost Avoidance Program

Cost Summary Graph

Grouped by Energy Type

Energy Type	Use	Units	Total Cost	Avg Unit Cost	% of Total Cost
Site: ROSS MIDDLE SCHOOL - ROSS MIDDLE SCHOOL					
Electricity	35,541	KWH	\$4,989.03	0.1404	52.43%
Natural Gas	15	CCF	\$43.23	2.8820	0.45%
Water	1,775	CCF	\$3,184.49	1.7941	33.46%
Sewer	915	CCF	\$1,299.66	1.4204	13.66%
Total Cost:			\$9,516.41		

For ROSS
MIDDLE
SCHOOL



Filters: Cost Center Name Not Equal To DoNotReport; Site Name Not Equal To DoNotReport; Billing Period Equal To 200808

elpaso

Energy CAP

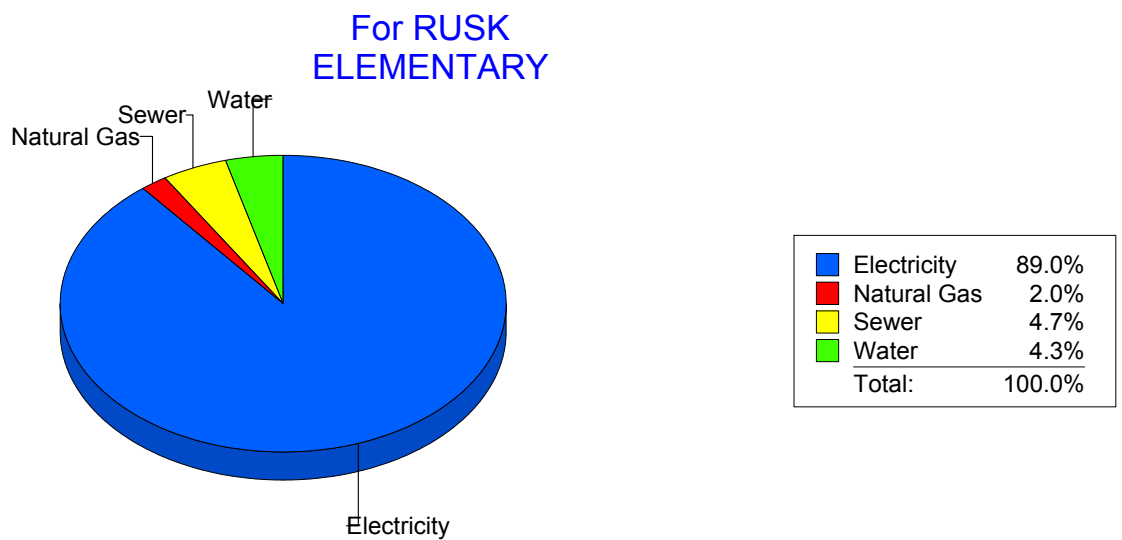
Cost Avoidance Program

Cost Summary Graph

Grouped by Energy Type

Energy Type	Use	Units	Total Cost	Avg Unit Cost	% of Total Cost
Site: RUSK ELEMENTARY - RUSK ELEMENTARY					
Electricity	22,585	KWH	\$3,800.62	0.1683	89.04%
Natural Gas	28	CCF	\$84.72	3.0257	1.98%
Water	76	CCF	\$183.53	2.4149	4.30%
Sewer	100	CCF	\$199.35	1.9935	4.67%

Total Cost: \$4,268.22



Filters: Cost Center Name Not Equal To DoNotReport; Site Name Not Equal To DoNotReport; Billing Period Equal To 200808

elpaso

Energy CAP

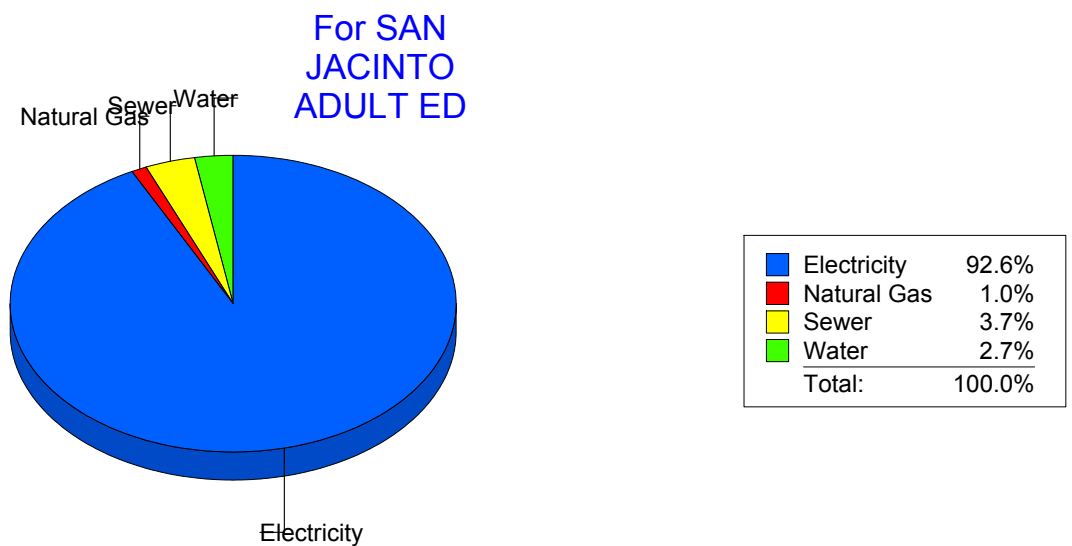
Cost Avoidance Program

Cost Summary Graph

Grouped by Energy Type

Energy Type	Use	Units	Total Cost	Avg Unit Cost	% of Total Cost
Site: SAN JACINTO ADULT ED - SAN JACINTO ADULT ED					
Electricity	15,800	KWH	\$2,784.74	0.1762	92.61%
Natural Gas	0	CCF	\$30.10	0.0000	1.00%
Water	13	CCF	\$81.48	6.2677	2.71%
Sewer	44	CCF	\$110.50	2.5114	3.67%

Total Cost: \$3,006.82



Filters: Cost Center Name Not Equal To DoNotReport; Site Name Not Equal To DoNotReport; Billing Period Equal To 200808

el paso

Energy CAP

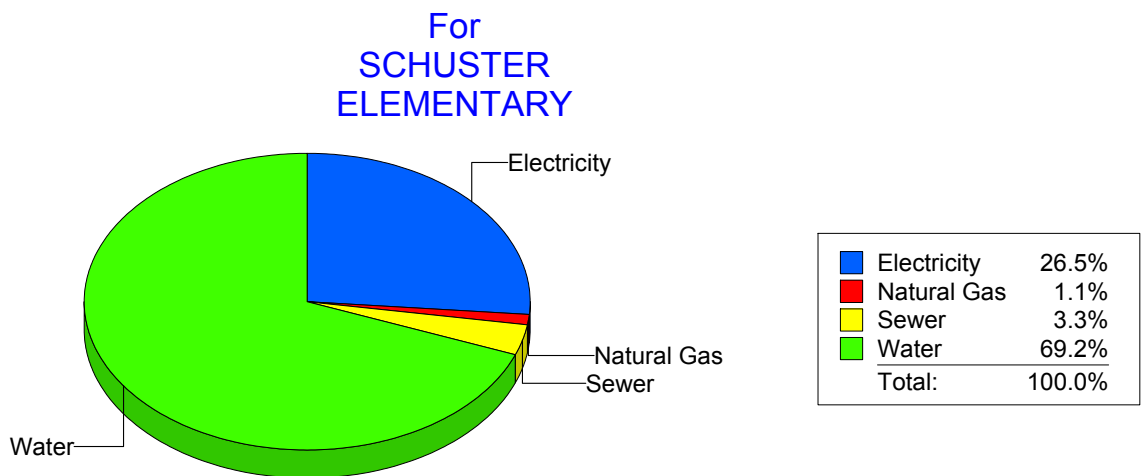
Cost Avoidance Program

Cost Summary Graph

Grouped by Energy Type

Energy Type	Use	Units	Total Cost	Avg Unit Cost	% of Total Cost
Site: SCHUSTER ELEMENTARY - SCHUSTER ELEMENTARY					
Electricity	10,400	KWH	\$1,812.73	0.1743	26.45%
Natural Gas	52	CCF	\$75.64	1.4546	1.10%
Water	1,152	CCF	\$4,740.56	4.1151	69.18%
Sewer	127	CCF	\$223.53	1.7601	3.26%

Total Cost: \$6,852.46



Filters: Cost Center Name Not Equal To DoNotReport; Site Name Not Equal To DoNotReport; Billing Period Equal To 200808

elpaso

Energy CAP

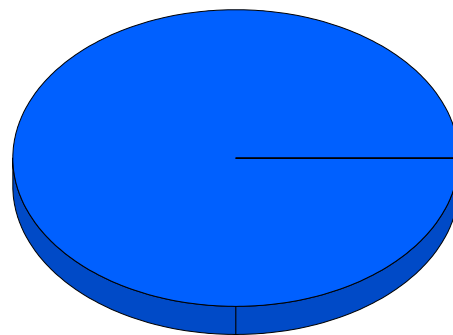
Cost Avoidance Program

Cost Summary Graph

Grouped by Energy Type

Energy Type	Use	Units	Total Cost	Avg Unit Cost	% of Total Cost
Site: SKYPARKIB1 - Sky Park I B1					
Electricity	2,311	KWH	\$350.70	0.1518	100.00%
Total Cost:			\$350.70		

For Sky Park I
B1



Electricity

■	Electricity	100.0%
	Total:	100.0%

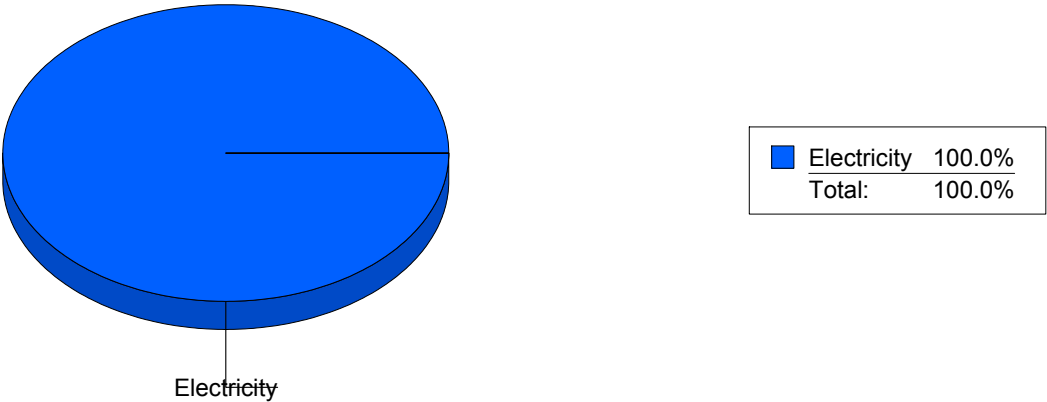
Filters: Cost Center Name Not Equal To DoNotReport; Site Name Not Equal To DoNotReport; Billing Period Equal To 200808

Cost Summary Graph

Grouped by Energy Type

Energy Type	Use	Units	Total Cost	Avg Unit Cost	% of Total Cost
Site: SKYPARK - Skypark					
Electricity	3,049	KWH	\$517.71	0.1698	100.00%
Total Cost:			\$517.71		

For Skypark



Filters: Cost Center Name Not Equal To DoNotReport; Site Name Not Equal To DoNotReport; Billing Period Equal To 200808

elpaso

Energy CAP

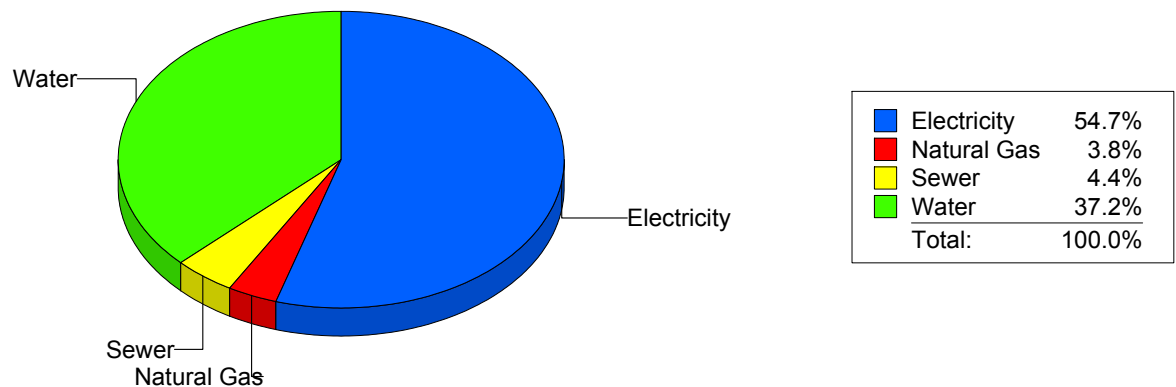
Cost Avoidance Program

Cost Summary Graph

Grouped by Energy Type

Energy Type	Use	Units	Total Cost	Avg Unit Cost	% of Total Cost
Site: STANTON ELEMENTARY - STANTON ELEMENTARY					
Electricity	18,334	KWH	\$3,774.61	0.2059	54.70%
Natural Gas	213	CCF	\$259.40	1.2178	3.76%
Water	730	CCF	\$2,564.44	3.5129	37.16%
Sewer	198	CCF	\$302.22	1.5264	4.38%
Total Cost:			\$6,900.67		

For STANTON
ELEMENTARY



Filters: Cost Center Name Not Equal To DoNotReport; Site Name Not Equal To DoNotReport; Billing Period Equal To 200808

elpaso

Energy CAP

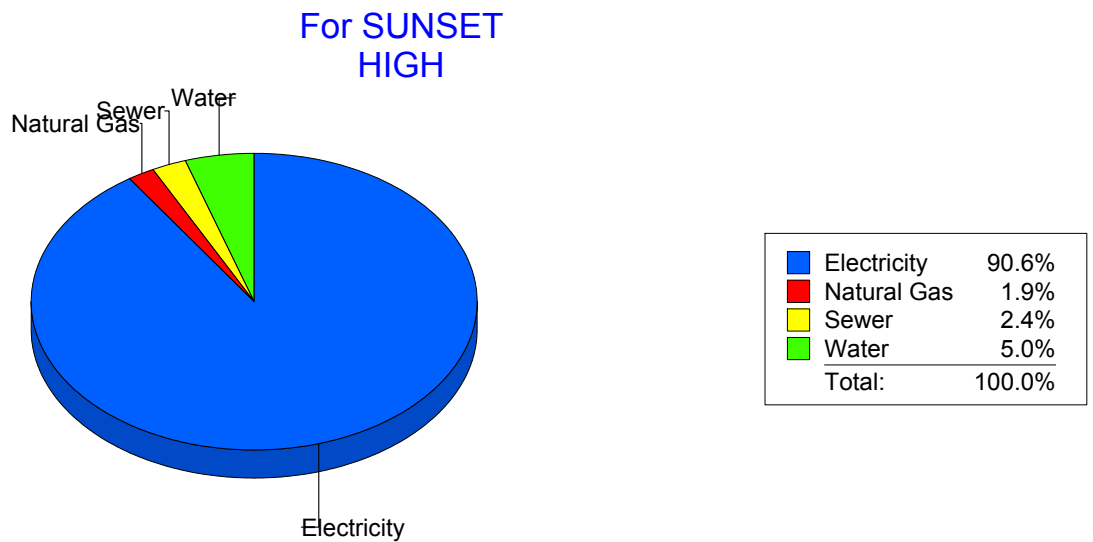
Cost Avoidance Program

Cost Summary Graph

Grouped by Energy Type

Energy Type	Use	Units	Total Cost	Avg Unit Cost	% of Total Cost
Site: SUNSET HIGH - SUNSET HIGH					
Electricity	22,720	KWH	\$3,334.25	0.1468	90.64%
Natural Gas	46	CCF	\$70.71	1.5372	1.92%
Water	56	CCF	\$184.78	3.2996	5.02%
Sewer	21	CCF	\$88.91	4.2338	2.42%

Total Cost: \$3,678.65



Filters: Cost Center Name Not Equal To DoNotReport; Site Name Not Equal To DoNotReport; Billing Period Equal To 200808

elpaso

Energy CAP

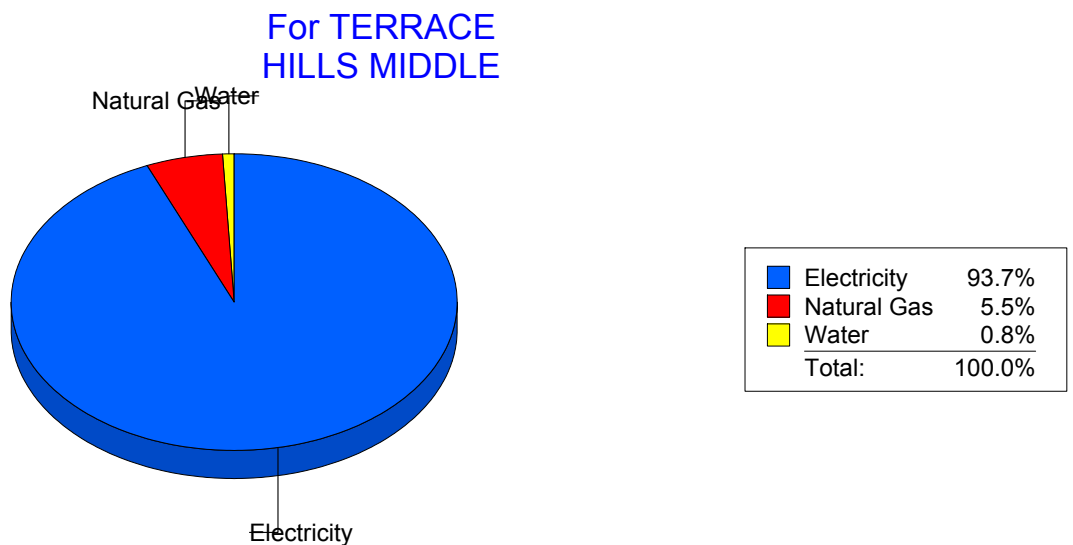
Cost Avoidance Program

Cost Summary Graph

Grouped by Energy Type

Energy Type	Use	Units	Total Cost	Avg Unit Cost	% of Total Cost
Site: TERRACE HILLS MIDDLE - TERRACE HILLS MIDDLE					
Electricity	27,150	KWH	\$4,478.27	0.1649	93.70%
Natural Gas	225	CCF	\$264.75	1.1767	5.54%
Water	0	CCF	\$36.36	0.0000	0.76%

Total Cost: \$4,779.38



Filters: Cost Center Name Not Equal To DoNotReport; Site Name Not Equal To DoNotReport; Billing Period Equal To 200808

elpaso

Energy CAP

Cost Avoidance Program

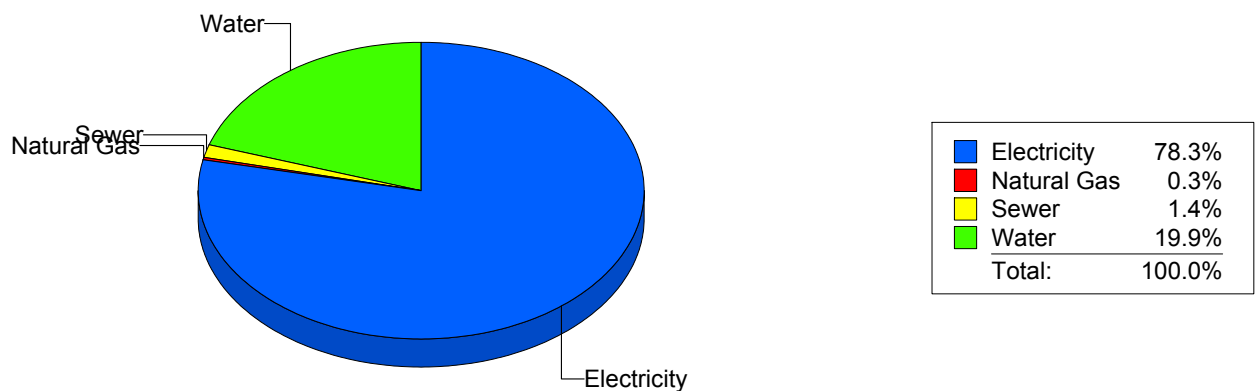
Cost Summary Graph

Grouped by Energy Type

Energy Type	Use	Units	Total Cost	Avg Unit Cost	% of Total Cost
Site: TIPPIN - TIPPIN ELEMENTARY					
Electricity	65,520	KWH	\$10,979.13	0.1676	78.34%
Natural Gas	17	CCF	\$44.99	2.6465	0.32%
Water	583	CCF	\$2,795.35	4.7948	19.95%
Sewer	45	CCF	\$194.76	4.3280	1.39%

Total Cost: \$14,014.23

For TIPPIN
ELEMENTARY



Filters: Cost Center Name Not Equal To DoNotReport; Site Name Not Equal To DoNotReport; Billing Period Equal To 200808

el Paso

Energy CAP

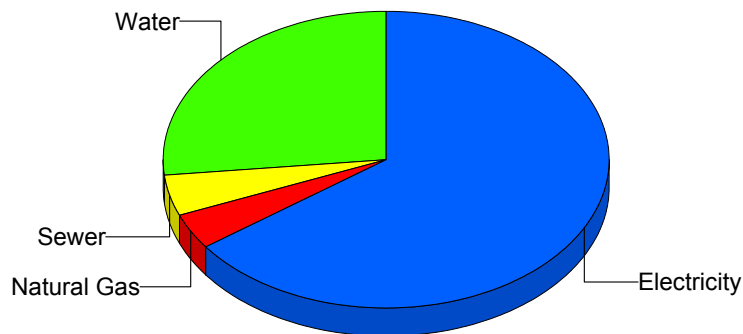
Cost Avoidance Program

Cost Summary Graph

Grouped by Energy Type

Energy Type	Use	Units	Total Cost	Avg Unit Cost	% of Total Cost
Site: TRAVIS ELEMENTARY SC - TRAVIS ELEMENTARY SC					
Electricity	18,919	KWH	\$3,503.81	0.1852	65.13%
Natural Gas	157	CCF	\$202.58	1.2903	3.77%
Water	415	CCF	\$1,429.24	3.4440	26.57%
Sewer	104	CCF	\$243.80	2.3442	4.53%
Total Cost:			\$5,379.43		

For TRAVIS
ELEMENTARY
SC



Electricity	65.1%
Natural Gas	3.8%
Sewer	4.5%
Water	26.6%
Total:	100.0%

Filters: Cost Center Name Not Equal To DoNotReport; Site Name Not Equal To DoNotReport; Billing Period Equal To 200808

elpaso

Energy CAP

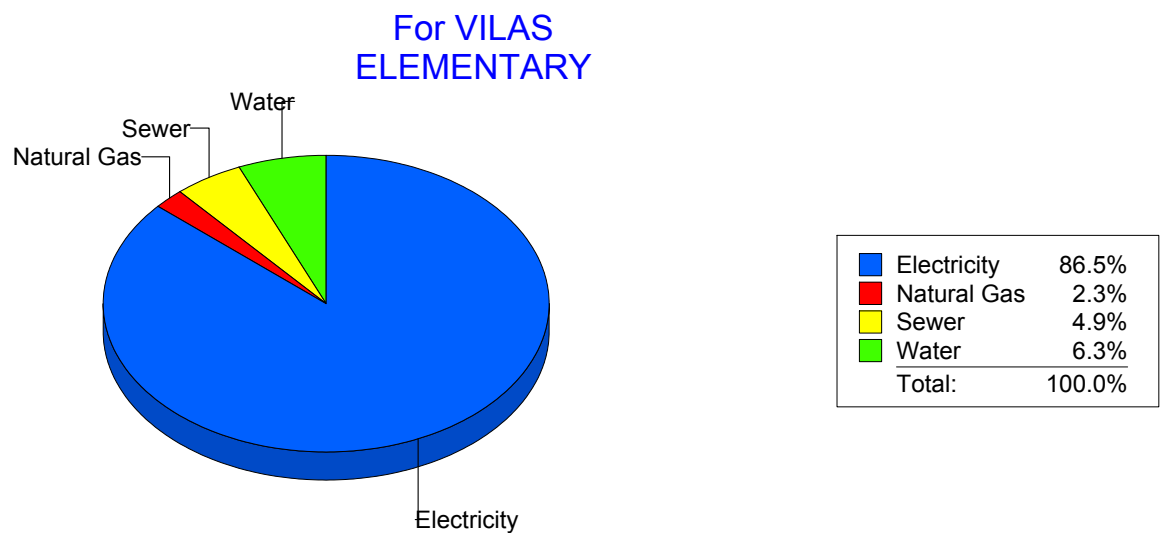
Cost Avoidance Program

Cost Summary Graph

Grouped by Energy Type

Energy Type	Use	Units	Total Cost	Avg Unit Cost	% of Total Cost
Site: VILAS ELEMENTARY - VILAS ELEMENTARY					
Electricity	35,366	KWH	\$6,616.17	0.1871	86.46%
Natural Gas	97	CCF	\$175.24	1.8066	2.29%
Water	117	CCF	\$485.05	4.1457	6.34%
Sewer	98	CCF	\$375.91	3.8358	4.91%

Total Cost: \$7,652.37



Filters: Cost Center Name Not Equal To DoNotReport; Site Name Not Equal To DoNotReport; Billing Period Equal To 200808

el Paso

Energy CAP

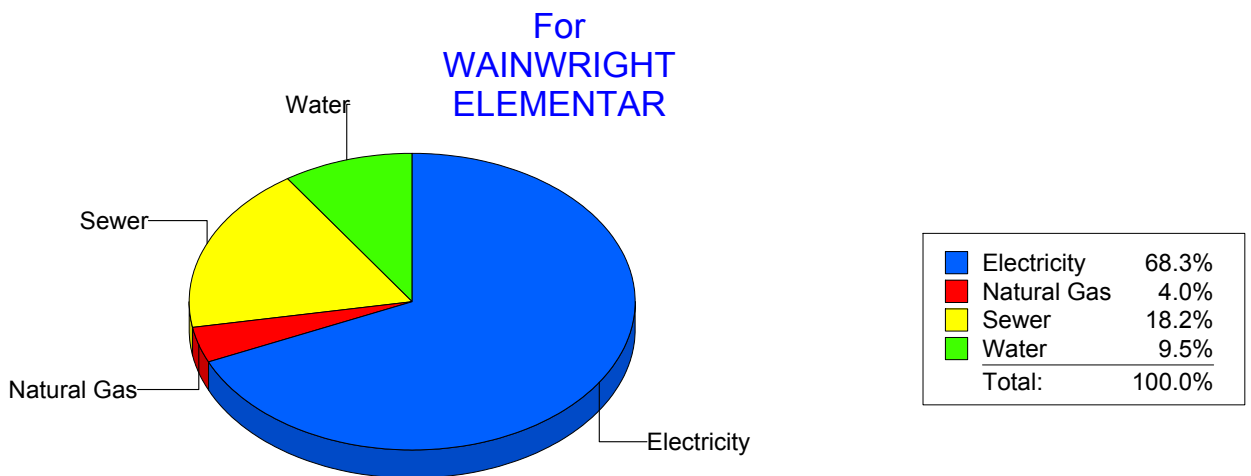
Cost Avoidance Program

Cost Summary Graph

Grouped by Energy Type

Energy Type	Use	Units	Total Cost	Avg Unit Cost	% of Total Cost
Site: WAINWRIGHT ELEMENTAR - WAINWRIGHT ELEMENTAR					
Electricity	11,458	KWH	\$1,573.88	0.1374	68.30%
Natural Gas	3	CCF	\$92.92	30.9733	4.03%
Water	57	CCF	\$218.61	3.8353	9.49%
Sewer	224	CCF	\$419.07	1.8708	18.19%

Total Cost: \$2,304.48



Filters: Cost Center Name Not Equal To DoNotReport; Site Name Not Equal To DoNotReport; Billing Period Equal To 200808

elpaso

Energy CAP

Cost Avoidance Program

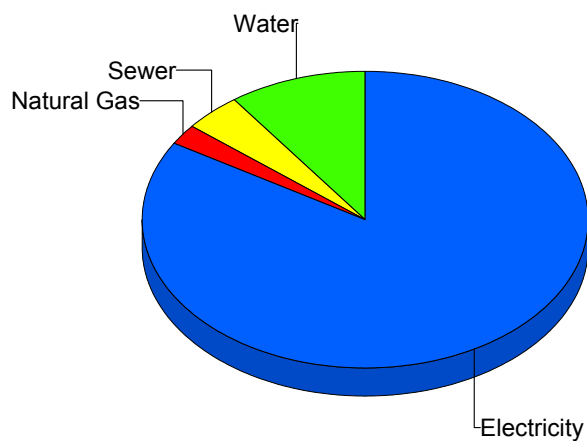
Cost Summary Graph

Grouped by Energy Type

Energy Type	Use	Units	Total Cost	Avg Unit Cost	% of Total Cost
Site: WESTERN HILLS ELEMEN - WESTERN HILLS ELEMEN					
Electricity	54,000	KWH	\$7,798.29	0.1444	83.73%
Natural Gas	115	CCF	\$192.71	1.6757	2.07%
Water	514	CCF	\$930.17	1.8097	9.99%
Sewer	59	CCF	\$392.12	6.6461	4.21%

Total Cost: \$9,313.29

For WESTERN
HILLS ELEMEN



Electricity	83.7%
Natural Gas	2.1%
Sewer	4.2%
Water	10.0%
Total:	100.0%

Filters: Cost Center Name Not Equal To DoNotReport; Site Name Not Equal To DoNotReport; Billing Period Equal To 200808

elpaso

Energy CAP

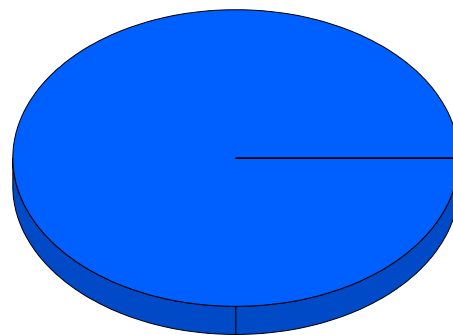
Cost Avoidance Program

Cost Summary Graph

Grouped by Energy Type

Energy Type	Use	Units	Total Cost	Avg Unit Cost	% of Total Cost
Site: WESTSIDE TRANSPORTAT - WESTSIDE TRANSPORTAT					
Electricity	1,178	KWH	\$213.73	0.1814	100.00%
Total Cost:			\$213.73		

For WESTSIDE
TRANSPORTAT



Electricity

■	Electricity	100.0%
	Total:	100.0%

Filters: Cost Center Name Not Equal To DoNotReport; Site Name Not Equal To DoNotReport; Billing Period Equal To 200808

elpaso

Energy CAP

Cost Avoidance Program

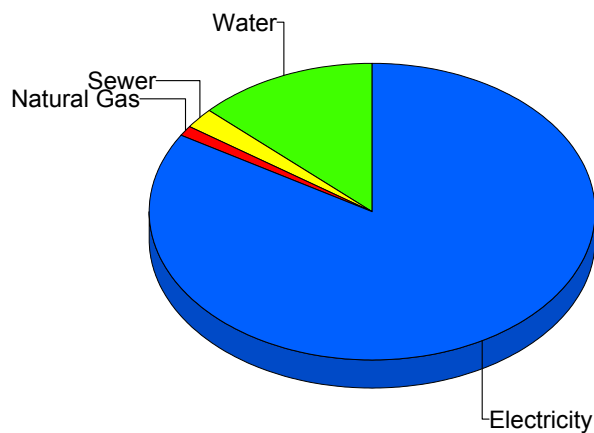
Cost Summary Graph

Grouped by Energy Type

Energy Type	Use	Units	Total Cost	Avg Unit Cost	% of Total Cost
Site: WHITAKER ELEMENTARY - WHITAKER ELEMENTARY					
Electricity	105,120	KWH	\$11,367.00	0.1081	83.56%
Natural Gas	159	CCF	\$176.07	1.1074	1.29%
Water	814	CCF	\$1,761.51	2.1640	12.95%
Sewer	127	CCF	\$298.90	2.3535	2.20%

Total Cost: \$13,603.48

For WHITAKER
ELEMENTARY



Electricity	83.6%
Natural Gas	1.3%
Sewer	2.2%
Water	12.9%
Total:	100.0%

Filters: Cost Center Name Not Equal To DoNotReport; Site Name Not Equal To DoNotReport; Billing Period Equal To 200808

elpaso

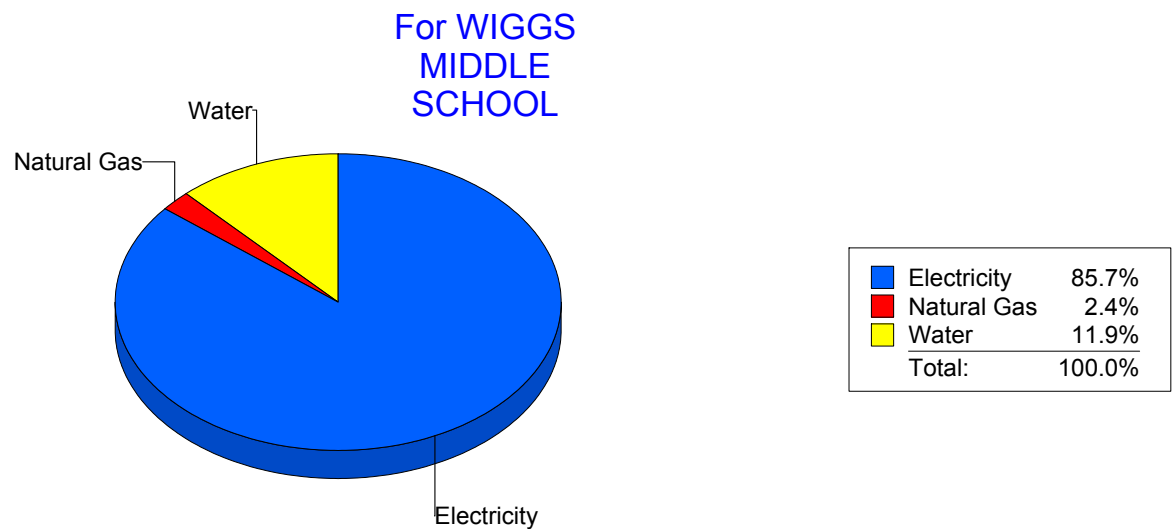
Energy CAP

Cost Avoidance Program

Cost Summary Graph

Grouped by Energy Type

Energy Type	Use	Units	Total Cost	Avg Unit Cost	% of Total Cost
Site: WIGGS MIDDLE SCHOOL - WIGGS MIDDLE SCHOOL					
Electricity	41,620	KWH	\$6,405.19	0.1539	85.71%
Natural Gas	160	CCF	\$177.06	1.1066	2.37%
Water	377	CCF	\$890.93	2.3632	11.92%
Total Cost:			\$7,473.18		



Filters: Cost Center Name Not Equal To DoNotReport; Site Name Not Equal To DoNotReport; Billing Period Equal To 200808

elpaso

Energy CAP

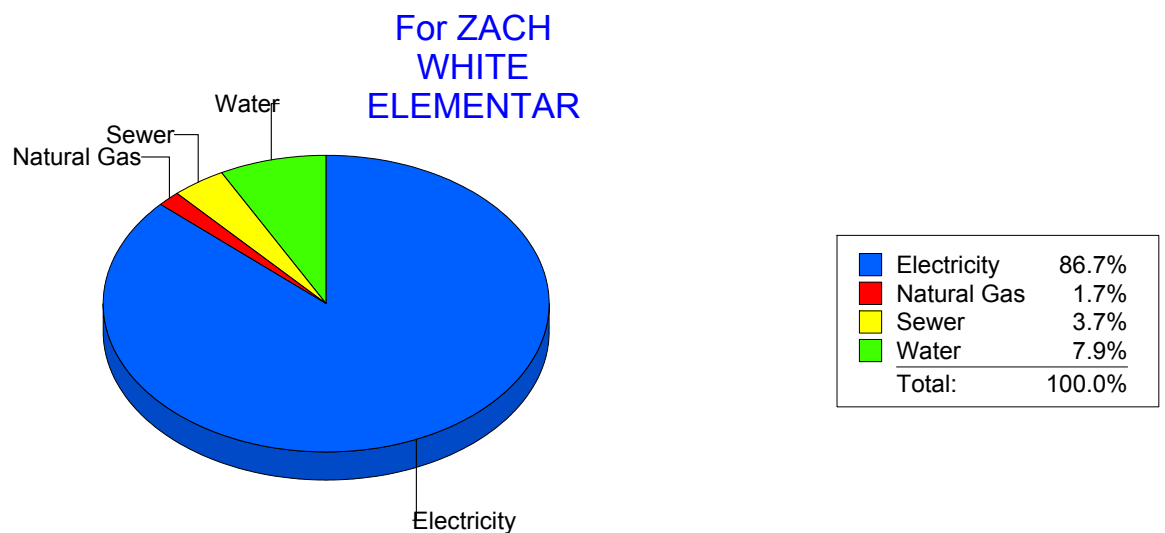
Cost Avoidance Program

Cost Summary Graph

Grouped by Energy Type

Energy Type	Use	Units	Total Cost	Avg Unit Cost	% of Total Cost
Site: ZACH WHITE ELEMENTAR - ZACH WHITE ELEMENTAR					
Electricity	81,420	KWH	\$9,836.41	0.1208	86.73%
Natural Gas	147	CCF	\$194.30	1.3218	1.71%
Water	321	CCF	\$896.16	2.7918	7.90%
Sewer	120	CCF	\$414.49	3.4541	3.65%

Total Cost: \$11,341.36



Filters: Cost Center Name Not Equal To DoNotReport; Site Name Not Equal To DoNotReport; Billing Period Equal To 200808

elpaso

Energy CAP

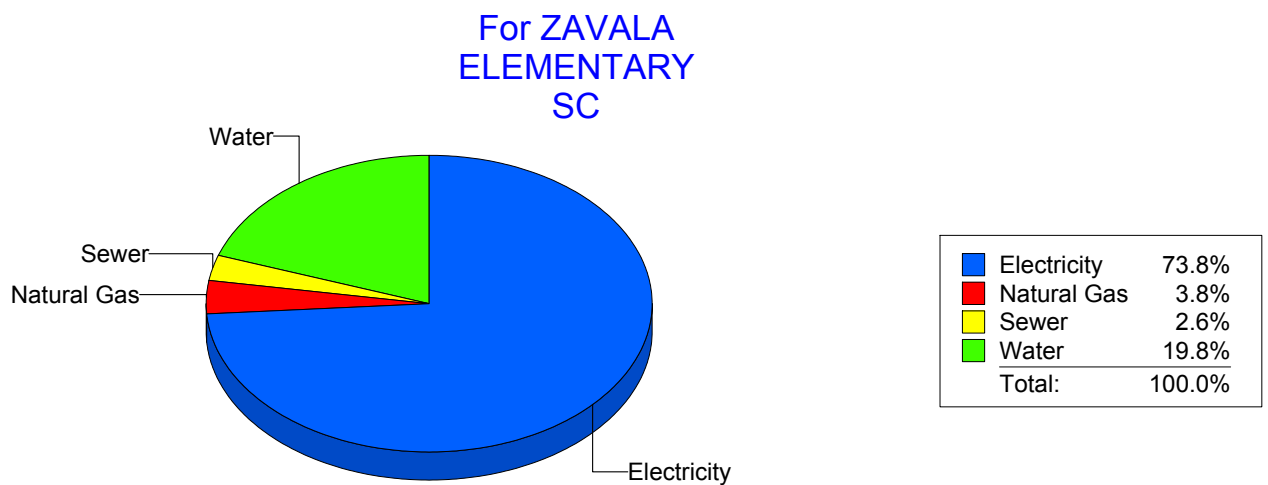
Cost Avoidance Program

Cost Summary Graph

Grouped by Energy Type

Energy Type	Use	Units	Total Cost	Avg Unit Cost	% of Total Cost
Site: ZAVALA ELEMENTARY SC - ZAVALA ELEMENTARY SC					
Electricity	25,505	KWH	\$3,571.42	0.1400	73.78%
Natural Gas	168	CCF	\$184.99	1.1011	3.82%
Water	233	CCF	\$959.43	4.1177	19.82%
Sewer	49	CCF	\$124.47	2.5402	2.57%

Total Cost: \$4,840.31



Filters: Cost Center Name Not Equal To DoNotReport; Site Name Not Equal To DoNotReport; Billing Period Equal To 200808

el Paso

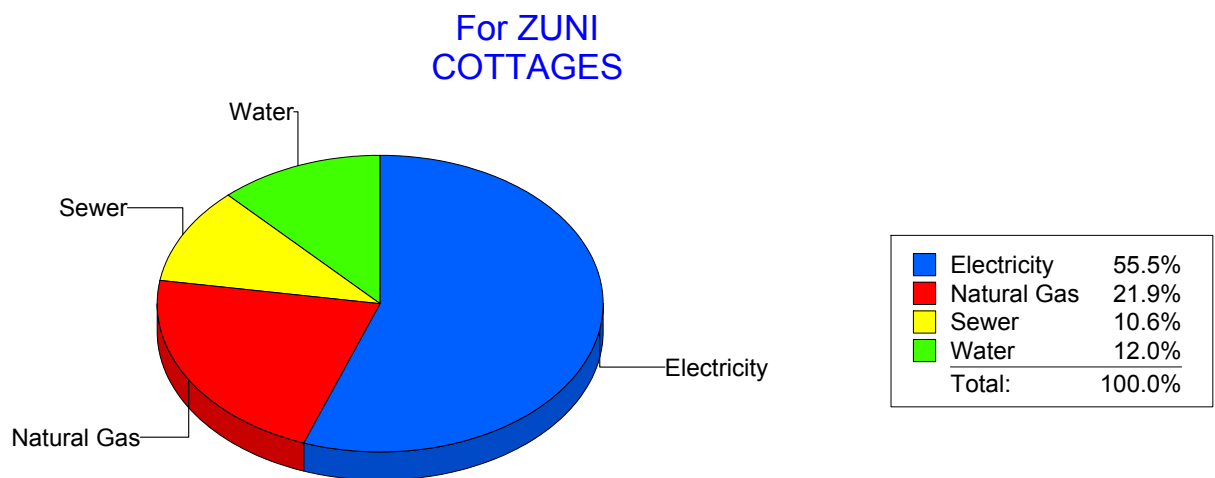
Energy CAP

Cost Avoidance Program

Cost Summary Graph

Grouped by Energy Type

Energy Type	Use	Units	Total Cost	Avg Unit Cost	% of Total Cost
Site: ZUNI COTTAGES - ZUNI COTTAGES					
Electricity		795 KWH	\$152.52	0.1918	55.50%
Natural Gas		0 CCF	\$60.20	0.0000	21.90%
Water		8 CCF	\$33.00	4.1250	12.01%
Sewer		7 CCF	\$29.11	4.1586	10.59%
Total Cost:			\$274.83		



Filters: Cost Center Name Not Equal To DoNotReport; Site Name Not Equal To DoNotReport; Billing Period Equal To 200808

elpaso

Energy CAP

Cost Avoidance Program

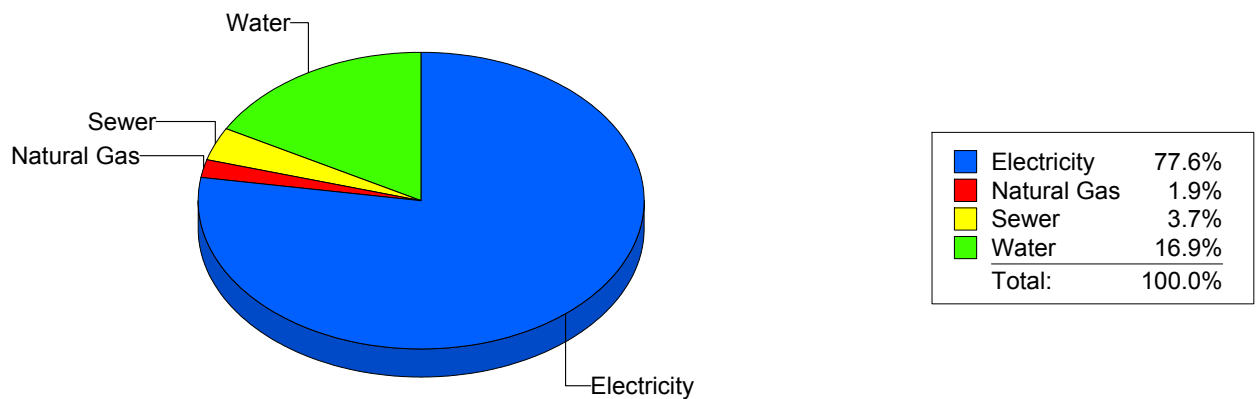
Cost Summary Graph

Grouped by Energy Type

Energy Type	Use	Units	Total Cost	Avg Unit Cost	% of Total Cost
All Sites					
Electricity	5,579,571	KWH	\$782,706.93	0.1403	77.57%
Natural Gas	14,486	CCF	\$18,775.10	1.2961	1.86%
Water	63,793	CCF	\$170,425.82	2.6715	16.89%
Sewer	17,696	CCF	\$37,156.97	2.0997	3.68%

Total Cost: \$1,009,064.82

For All Sites



Filters: Cost Center Name Not Equal To DoNotReport; Site Name Not Equal To DoNotReport; Billing Period Equal To 200808