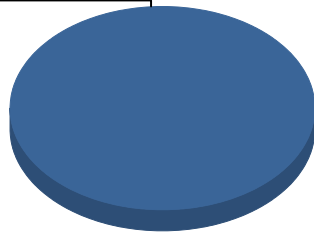


Energy

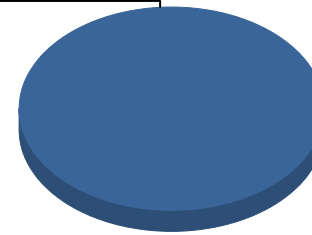
Electric



■ Electric 100.0%
Total: 100.0%

Cost

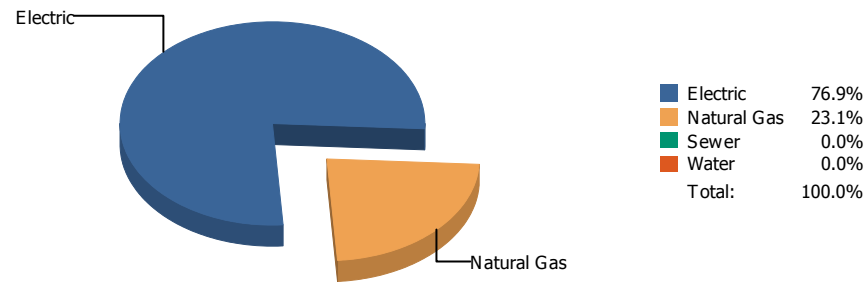
Electric



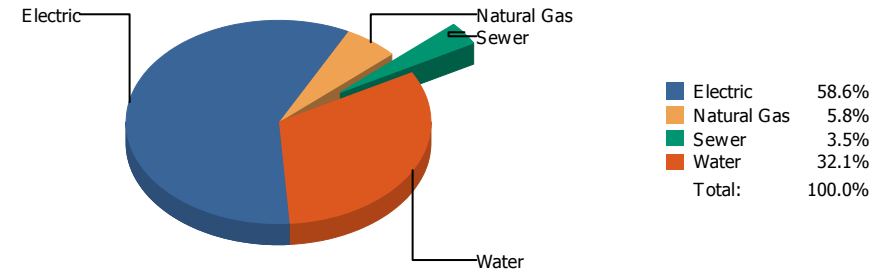
■ Electric 100.0%
Total: 100.0%

Commodity	Common Use	Energy Use	Energy Use / Area	Total Cost	Cost / Unit	Cost / Area
Place: [ALAMO] ALAMO 101 [BUILDING] Area: 58,978 SqFt Billing Period: Jun 2018						
ELECTRIC	1,200.00 kWh	4,096 KBtu	0.069 KBtu/SqFt	\$156.79	\$0.131 /kWh	\$0.003 /SqFt
Totals:		4,096 KBtu	0.069 KBtu/SqFt	\$156.79		

Energy

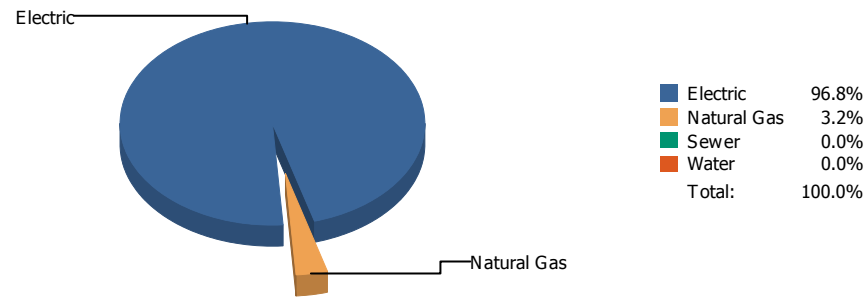


Cost

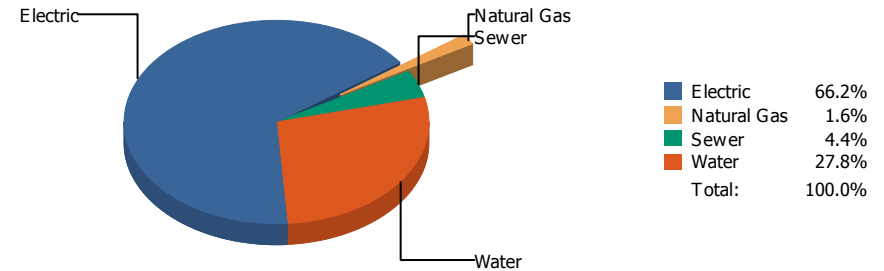


Commodity	Common Use	Energy Use	Energy Use / Area	Total Cost	Cost / Unit	Cost / Area
Place: [ALTA] ALTA VISTA 102 [BUILDING]						
Area: 68,463 SqFt						
Billing Period: Jun 2018						
ELECTRIC	26,100.00 kWh	89,079 KBtu	1.301 KBtu/SqFt	\$4,033.98	\$0.155 /kWh	\$0.059 /SqFt
NATURALGAS	260.00 CCF	26,780 KBtu	0.391 KBtu/SqFt	\$398.39	\$1.532 /CCF	\$0.006 /SqFt
SEWER	77.00 CCF			\$240.34	\$3.121 /CCF	\$0.004 /SqFt
WATER	400.00 CCF			\$2,206.23	\$5.516 /CCF	\$0.032 /SqFt
Totals:		115,859 KBtu	1.692 KBtu/SqFt	\$6,878.94		

Energy

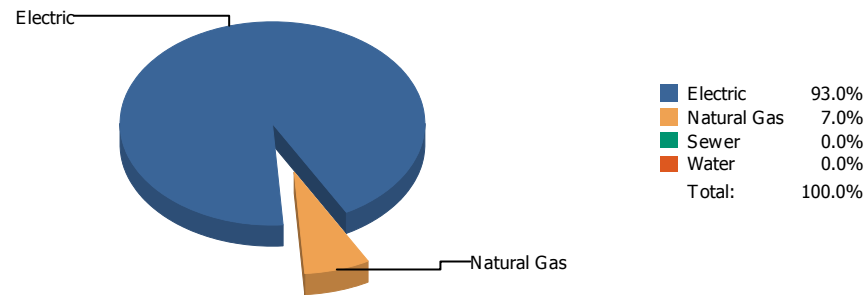


Cost

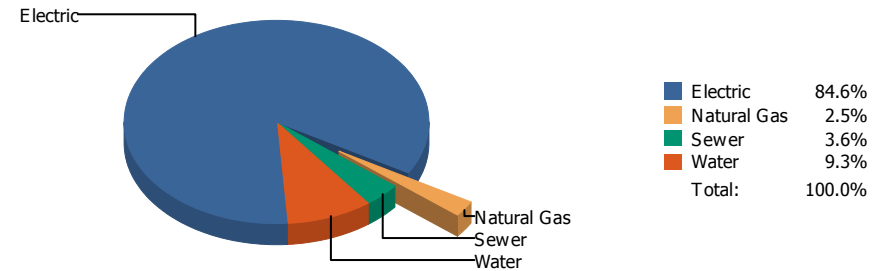


Commodity	Common Use	Energy Use	Energy Use / Area	Total Cost	Cost / Unit	Cost / Area
Place: [ADDRESS] ADDRESS 001 [BUILDING]						
Area: 266,968 SqFt						
Billing Period: Jun 2018						
ELECTRIC	183,920.00 kWh	627,719 KBtu	2.351 KBtu/SqFt	\$20,389.57	\$0.111 /kWh	\$0.076 /SqFt
NATURALGAS	204.00 CCF	21,012 KBtu	0.079 KBtu/SqFt	\$487.95	\$2.392 /CCF	\$0.002 /SqFt
SEWER	608.00 CCF			\$1,367.46	\$2.249 /CCF	\$0.005 /SqFt
WATER	2,060.00 CCF			\$8,551.34	\$4.151 /CCF	\$0.032 /SqFt
Totals:		648,731 KBtu	2.430 KBtu/SqFt	\$30,796.32		

Energy

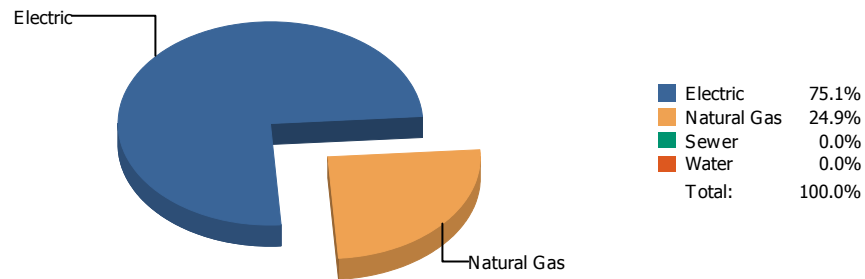


Cost

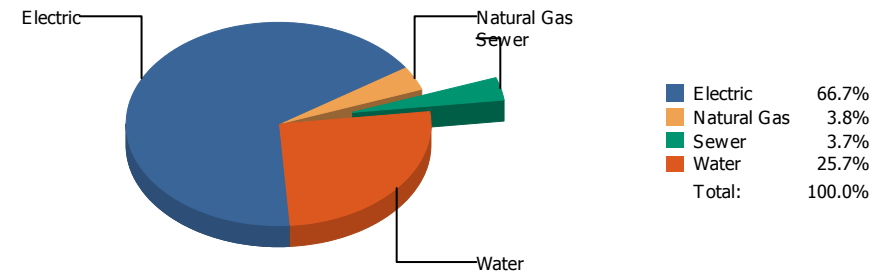


Commodity	Common Use	Energy Use	Energy Use / Area	Total Cost	Cost / Unit	Cost / Area
Place: [AOY] AOY 103 [BUILDING]						
Area: 105,486 SqFt						
Billing Period: Jun 2018						
ELECTRIC	94,643.00 kWh	323,017 KBtu	3.062 KBtu/SqFt	\$12,973.84	\$0.137 /kWh	\$0.123 /SqFt
NATURALGAS	236.00 CCF	24,308 KBtu	0.230 KBtu/SqFt	\$384.24	\$1.628 /CCF	\$0.004 /SqFt
SEWER	88.00 CCF			\$559.77	\$6.361 /CCF	\$0.005 /SqFt
WATER	230.00 CCF			\$1,421.91	\$6.182 /CCF	\$0.013 /SqFt
Totals:		347,325 KBtu	3.293 KBtu/SqFt	\$15,339.76		

Energy

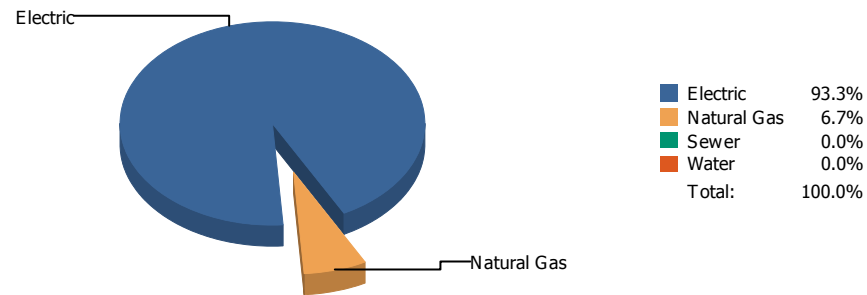


Cost

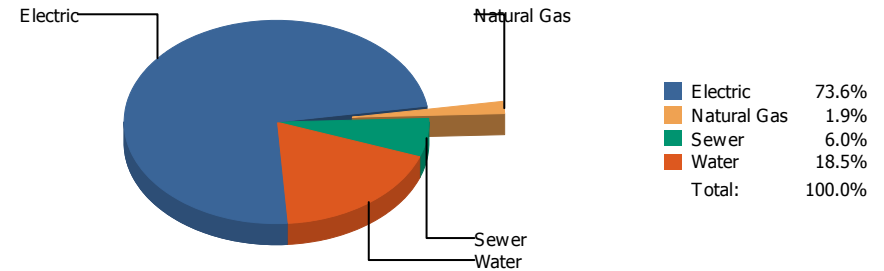


Commodity	Common Use	Energy Use	Energy Use / Area	Total Cost	Cost / Unit	Cost / Area
Place: [ARMENDARIZ_1] ARMENDARIZ MIDDLE SCHOOL [BUILDING]						
Area: 133,779 SqFt						
Billing Period: Jun 2018						
ELECTRIC	80,000.00 kWh	273,040 KBtu	2.041 KBtu/SqFt	\$11,034.05	\$0.138 /kWh	\$0.082 /SqFt
NATURALGAS	881.00 CCF	90,743 KBtu	0.678 KBtu/SqFt	\$633.71	\$0.719 /CCF	\$0.005 /SqFt
SEWER	156.00 CCF			\$615.52	\$3.946 /CCF	\$0.005 /SqFt
WATER	1,218.00 CCF			\$4,250.36	\$3.490 /CCF	\$0.032 /SqFt
Totals:		363,783 KBtu	2.719 KBtu/SqFt	\$16,533.64		

Energy

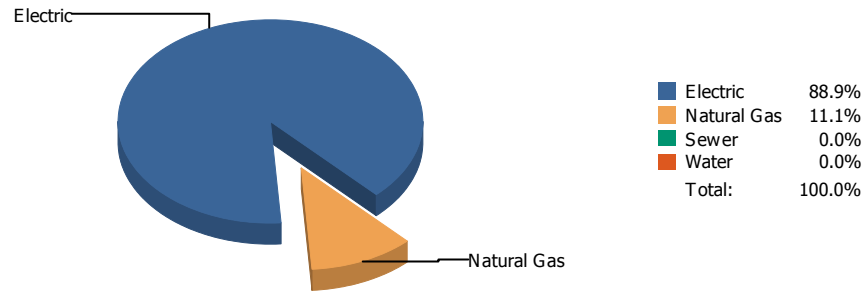


Cost

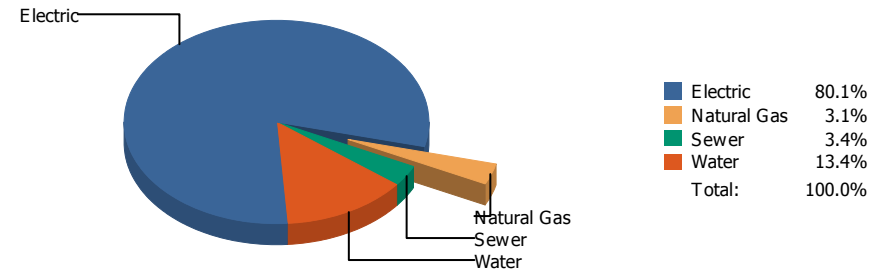


Commodity	Common Use	Energy Use	Energy Use / Area	Total Cost	Cost / Unit	Cost / Area
Place: [AUSTIN] AUSTIN 002 [BUILDING]						
Area: 269,216 SqFt						
Billing Period: Jun 2018						
ELECTRIC	188,572.00 kWh	643,596 KBtu	2.391 KBtu/SqFt	\$24,334.55	\$0.129 /kWh	\$0.090 /SqFt
NATURALGAS	450.00 CCF	46,350 KBtu	0.172 KBtu/SqFt	\$632.97	\$1.407 /CCF	\$0.002 /SqFt
SEWER	608.00 CCF			\$1,982.94	\$3.261 /CCF	\$0.007 /SqFt
WATER	1,455.00 CCF			\$6,097.93	\$4.191 /CCF	\$0.022 /SqFt
Totals:		689,946 KBtu	2.563 KBtu/SqFt	\$33,048.39		

Energy

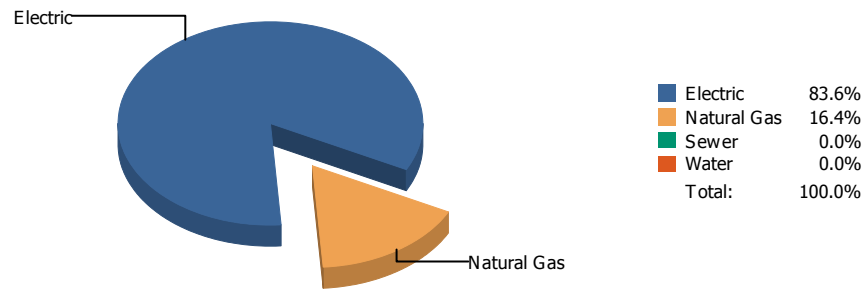


Cost

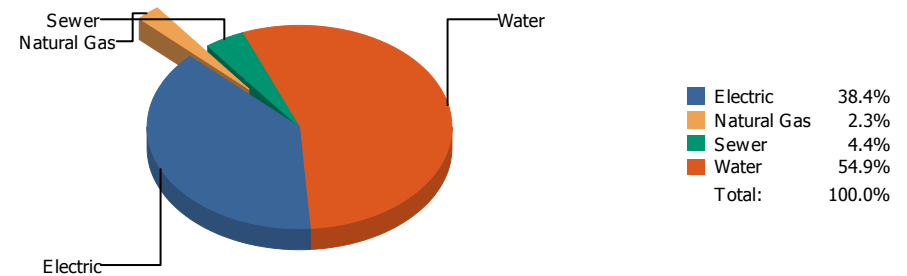


Commodity	Common Use	Energy Use	Energy Use / Area	Total Cost	Cost / Unit	Cost / Area
Place: [BARRON ELEMENTARY] Barron Elementary 165 [BUILDING]						
Area: 87,818 SqFt						
Billing Period: Jun 2018						
ELECTRIC	76,916.00 kWh	262,514 KBtu	2.989 KBtu/SqFt	\$11,179.17	\$0.145 /kWh	\$0.127 /SqFt
NATURALGAS	317.00 CCF	32,651 KBtu	0.372 KBtu/SqFt	\$431.97	\$1.363 /CCF	\$0.005 /SqFt
SEWER	61.00 CCF			\$468.90	\$7.687 /CCF	\$0.005 /SqFt
WATER	206.00 CCF			\$1,872.85	\$9.092 /CCF	\$0.021 /SqFt
Totals:		295,165 KBtu	3.361 KBtu/SqFt	\$13,952.89		

Energy

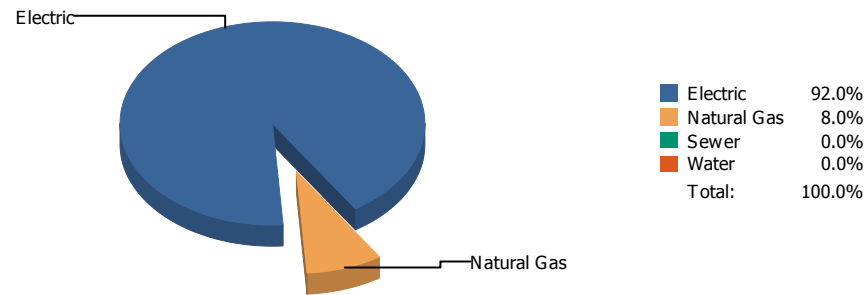


Cost

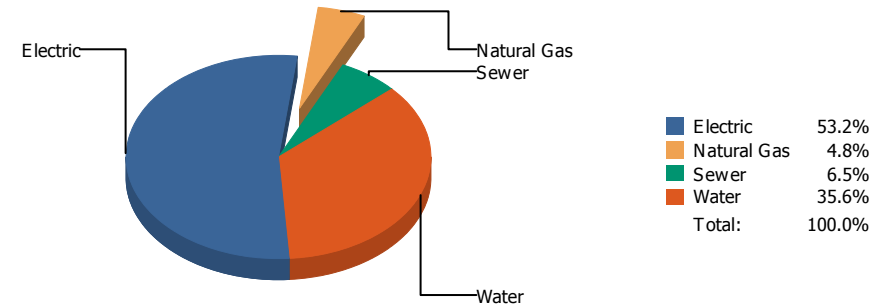


Commodity	Common Use	Energy Use	Energy Use / Area	Total Cost	Cost / Unit	Cost / Area
Place: [BASSETT] BASSETT 049 [BUILDING]						
Area: 174,250 SqFt						
Billing Period: Jun 2018						
ELECTRIC	55,920.00 kWh	190,855 KBtu	1.095 KBtu/SqFt	\$7,661.96	\$0.137 /kWh	\$0.044 /SqFt
NATURALGAS	364.00 CCF	37,492 KBtu	0.215 KBtu/SqFt	\$459.71	\$1.263 /CCF	\$0.003 /SqFt
SEWER	352.00 CCF			\$878.50	\$2.496 /CCF	\$0.005 /SqFt
WATER	2,150.00 CCF			\$10,956.62	\$5.096 /CCF	\$0.063 /SqFt
Totals:		228,347 KBtu	1.310 KBtu/SqFt	\$19,956.79		

Energy



Cost



Commodity	Common Use	Energy Use	Energy Use / Area	Total Cost	Cost / Unit	Cost / Area
Place: [BEALL] BEALL 104 [BUILDING] Area: 74,454 SqFt Billing Period: Jun 2018						
ELECTRIC	26,130.00 kWh	89,182 KBtu	1.198 KBtu/SqFt	\$3,237.45	\$0.124 /kWh	\$0.043 /SqFt
NATURALGAS	75.00 CCF	7,725 KBtu	0.104 KBtu/SqFt	\$289.33	\$3.858 /CCF	\$0.004 /SqFt
SEWER	99.00 CCF			\$395.27	\$3.993 /CCF	\$0.005 /SqFt
WATER	438.00 CCF			\$2,163.99	\$4.941 /CCF	\$0.029 /SqFt
Totals:		96,907 KBtu	1.302 KBtu/SqFt	\$6,086.04		

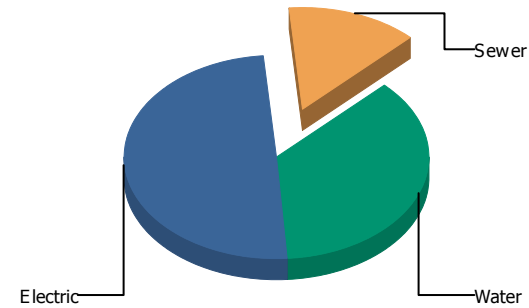
Energy

Electric



Electric 100.0%
 Sewer 0.0%
 Water 0.0%
 Total: 100.0%

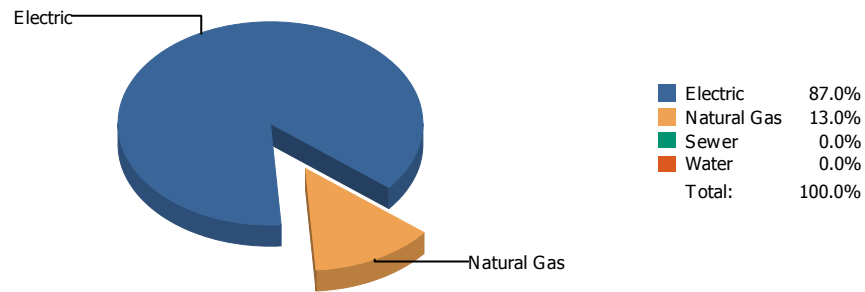
Cost



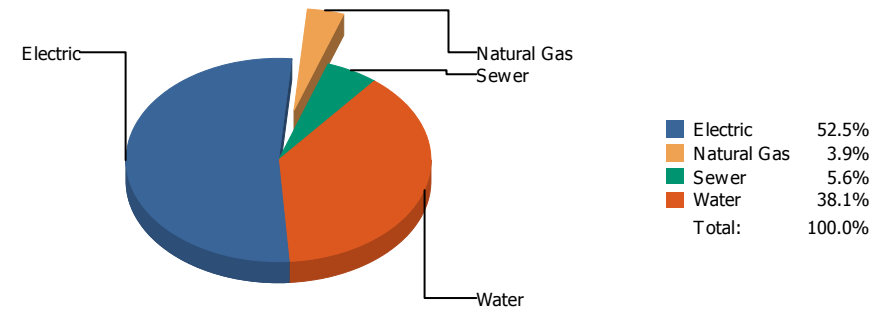
Electric 49.8%
 Sewer 13.7%
 Water 36.5%
 Total: 100.0%

Commodity	Common Use	Energy Use	Energy Use / Area	Total Cost	Cost / Unit	Cost / Area
Place: [BLISS] BLISS 105 [BUILDING] Area: 78,820 SqFt Billing Period: Jun 2018						
ELECTRIC	20,544.00 kWh	70,117 KBtu	0.890 KBtu/SqFt	\$3,700.10	\$0.180 /kWh	\$0.047 /SqFt
SEWER	426.00 CCF			\$1,019.84	\$2.394 /CCF	\$0.013 /SqFt
WATER	900.00 CCF			\$2,713.28	\$3.015 /CCF	\$0.034 /SqFt
Totals:		70,117 KBtu	0.890 KBtu/SqFt	\$7,433.22		

Energy

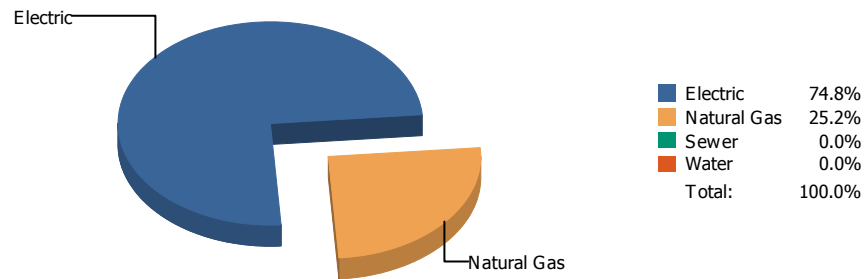


Cost

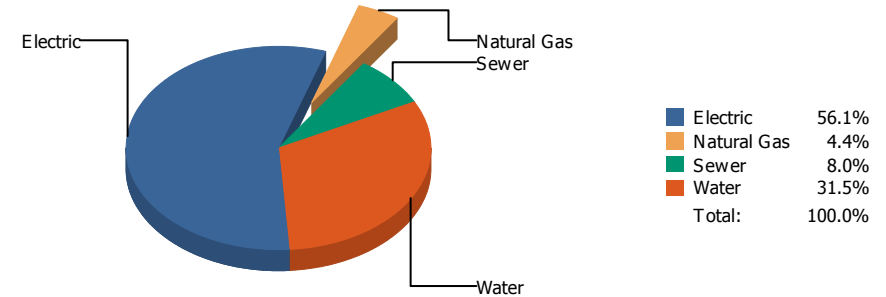


Commodity	Common Use	Energy Use	Energy Use / Area	Total Cost	Cost / Unit	Cost / Area
Place: [BOND_2] BOND 160 [BUILDING]						
Area: 89,988 SqFt						
Billing Period: Jun 2018						
ELECTRIC	31,714.00 kWh	108,240 KBtu	1.203 KBtu/SqFt	\$4,591.82	\$0.145 /kWh	\$0.051 /SqFt
NATURALGAS	157.00 CCF	16,171 KBtu	0.180 KBtu/SqFt	\$337.60	\$2.150 /CCF	\$0.004 /SqFt
SEWER	98.00 CCF			\$486.63	\$4.966 /CCF	\$0.005 /SqFt
WATER	583.00 CCF			\$3,337.44	\$5.725 /CCF	\$0.037 /SqFt
Totals:		124,411 KBtu	1.383 KBtu/SqFt	\$8,753.49		

Energy

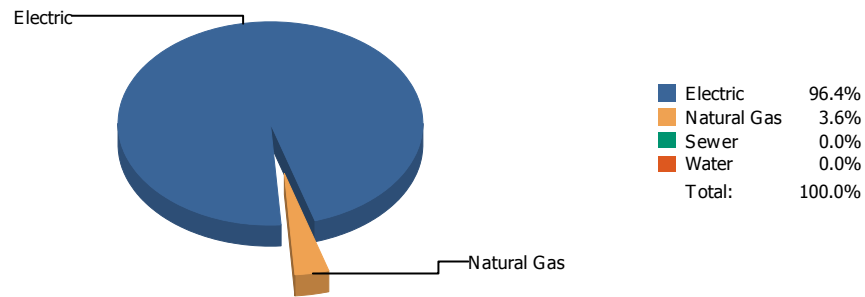


Cost

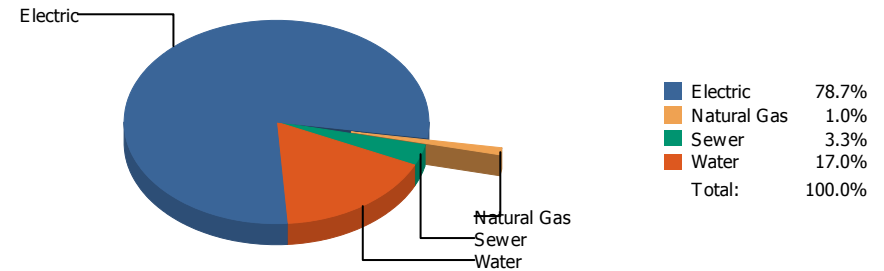


Commodity	Common Use	Energy Use	Energy Use / Area	Total Cost	Cost / Unit	Cost / Area
Place: [BONHAM] BONHAM 106 [BUILDING]						
Area: 53,522 SqFt						
Billing Period: Jun 2018						
ELECTRIC	19,575.00 kWh	66,809 KBtu	1.248 KBtu/SqFt	\$3,232.25	\$0.165 /kWh	\$0.060 /SqFt
NATURALGAS	219.00 CCF	22,557 KBtu	0.421 KBtu/SqFt	\$251.66	\$1.149 /CCF	\$0.005 /SqFt
SEWER	147.00 CCF			\$463.31	\$3.152 /CCF	\$0.009 /SqFt
WATER	413.00 CCF			\$1,810.96	\$4.385 /CCF	\$0.034 /SqFt
Totals:		89,366 KBtu	1.670 KBtu/SqFt	\$5,758.18		

Energy

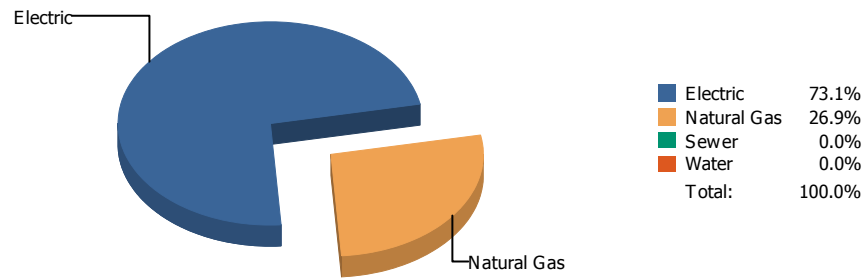


Cost

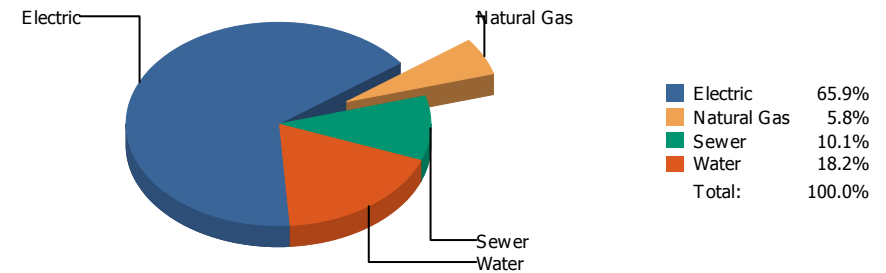


Commodity	Common Use	Energy Use	Energy Use / Area	Total Cost	Cost / Unit	Cost / Area
Place: [BOWIE] BOWIE 003 [BUILDING]						
Area: 282,931 SqFt						
Billing Period: Jun 2018						
ELECTRIC	314,455.00 kWh	1,073,235 KBtu	3.793 KBtu/SqFt	\$37,205.18	\$0.118 /kWh	\$0.131 /SqFt
NATURALGAS	389.00 CCF	40,067 KBtu	0.142 KBtu/SqFt	\$474.43	\$1.220 /CCF	\$0.002 /SqFt
SEWER	482.00 CCF			\$1,537.63	\$3.190 /CCF	\$0.005 /SqFt
WATER	2,915.00 CCF			\$8,046.89	\$2.761 /CCF	\$0.028 /SqFt
Totals:		1,113,302 KBtu	3.935 KBtu/SqFt	\$47,264.13		

Energy

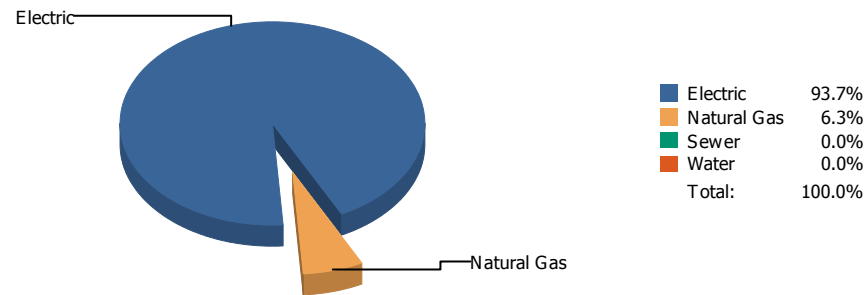


Cost

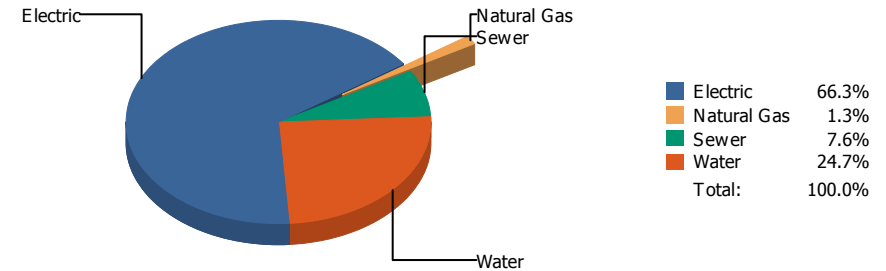


Commodity	Common Use	Energy Use	Energy Use / Area	Total Cost	Cost / Unit	Cost / Area
Place: [BRADLEY] BRADLEY 158 [BUILDING]						
Area: 59,142 SqFt						
Billing Period: Jun 2018						
ELECTRIC	19,400.00 kWh	66,212 KBtu	1.120 KBtu/SqFt	\$2,988.28	\$0.154 /kWh	\$0.051 /SqFt
NATURALGAS	237.00 CCF	24,411 KBtu	0.413 KBtu/SqFt	\$262.29	\$1.107 /CCF	\$0.004 /SqFt
SEWER	73.00 CCF			\$456.99	\$6.260 /CCF	\$0.008 /SqFt
WATER	228.00 CCF			\$824.32	\$3.615 /CCF	\$0.014 /SqFt
Totals:		90,623 KBtu	1.532 KBtu/SqFt	\$4,531.88		

Energy

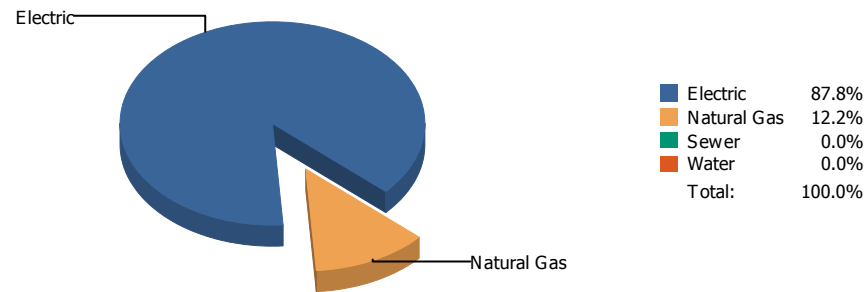


Cost

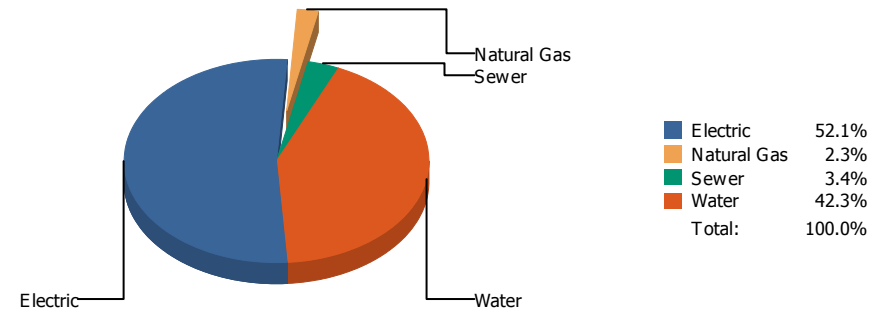


Commodity	Common Use	Energy Use	Energy Use / Area	Total Cost	Cost / Unit	Cost / Area
Place: [BROWN] BROWN MIDDLE SCHOOL 056 [BUILDING]						
Area: 173,263 SqFt						
Billing Period: Jun 2018						
ELECTRIC	121,800.00 kWh	415,703 KBtu	2.399 KBtu/SqFt	\$14,322.93	\$0.118 /kWh	\$0.083 /SqFt
NATURALGAS	273.00 CCF	28,119 KBtu	0.162 KBtu/SqFt	\$283.50	\$1.038 /CCF	\$0.002 /SqFt
SEWER	697.00 CCF			\$1,648.83	\$2.366 /CCF	\$0.010 /SqFt
WATER	1,640.00 CCF			\$5,332.44	\$3.251 /CCF	\$0.031 /SqFt
Totals:		443,822 KBtu	2.562 KBtu/SqFt	\$21,587.70		

Energy

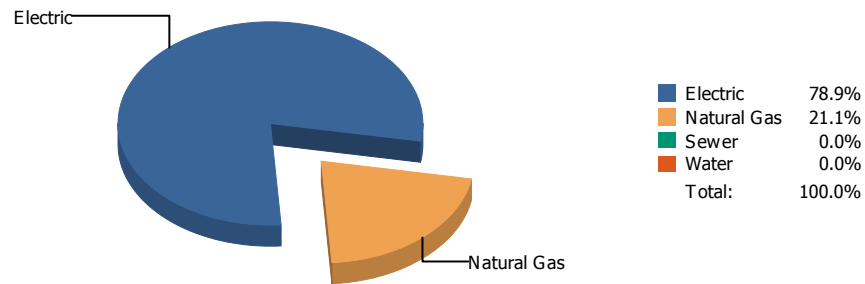


Cost

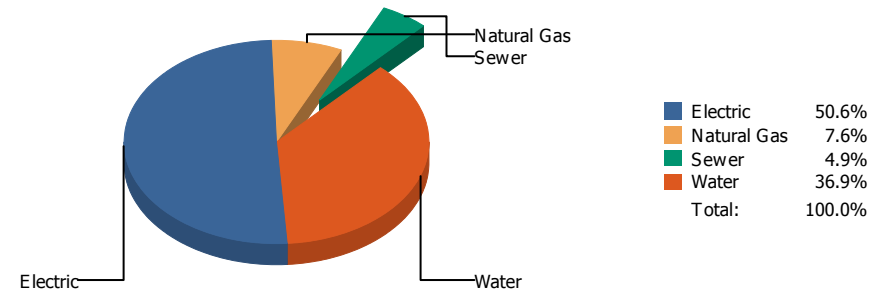


Commodity	Common Use	Energy Use	Energy Use / Area	Total Cost	Cost / Unit	Cost / Area
Place: [BURGES] BURGES 004 [BUILDING]						
Area: 241,219 SqFt						
Billing Period: Jun 2018						
ELECTRIC	108,679.00 kWh	370,921 KBtu	1.538 KBtu/SqFt	\$15,313.04	\$0.141 /kWh	\$0.063 /SqFt
NATURALGAS	500.00 CCF	51,500 KBtu	0.213 KBtu/SqFt	\$662.43	\$1.325 /CCF	\$0.003 /SqFt
SEWER	247.00 CCF			\$995.51	\$4.030 /CCF	\$0.004 /SqFt
WATER	2,307.00 CCF			\$12,416.37	\$5.382 /CCF	\$0.051 /SqFt
Totals:		422,421 KBtu	1.751 KBtu/SqFt	\$29,387.35		

Energy

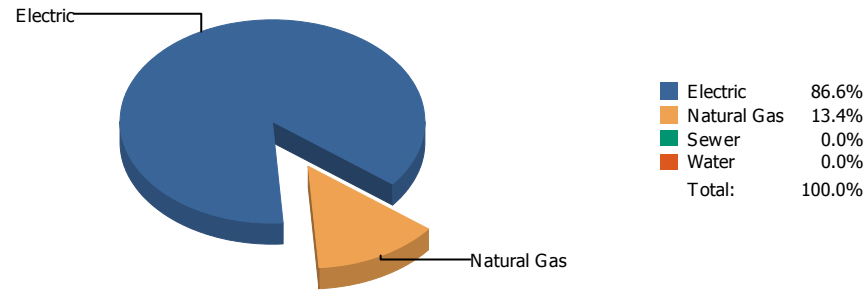


Cost

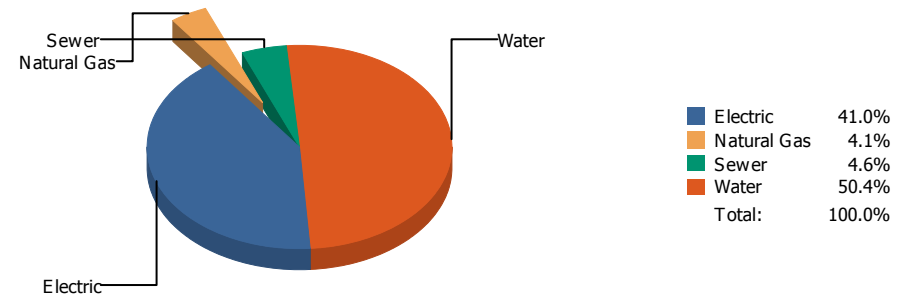


Commodity	Common Use	Energy Use	Energy Use / Area	Total Cost	Cost / Unit	Cost / Area
Place: [BURLESON] BURLESON 107 [BUILDING]						
Area: 73,772 SqFt						
Billing Period: Jun 2018						
ELECTRIC	25,683.00 kWh	87,656 KBtu	1.188 KBtu/SqFt	\$3,354.93	\$0.131 /kWh	\$0.045 /SqFt
NATURALGAS	227.00 CCF	23,381 KBtu	0.317 KBtu/SqFt	\$501.50	\$2.209 /CCF	\$0.007 /SqFt
SEWER	73.00 CCF			\$325.97	\$4.465 /CCF	\$0.004 /SqFt
WATER	604.00 CCF			\$2,444.70	\$4.048 /CCF	\$0.033 /SqFt
Totals:		111,037 KBtu	1.505 KBtu/SqFt	\$6,627.10		

Energy

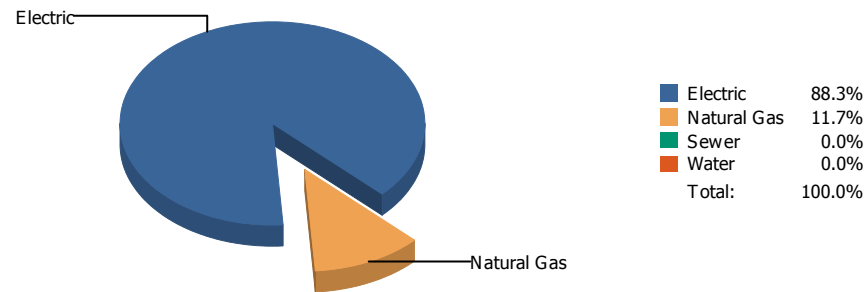


Cost

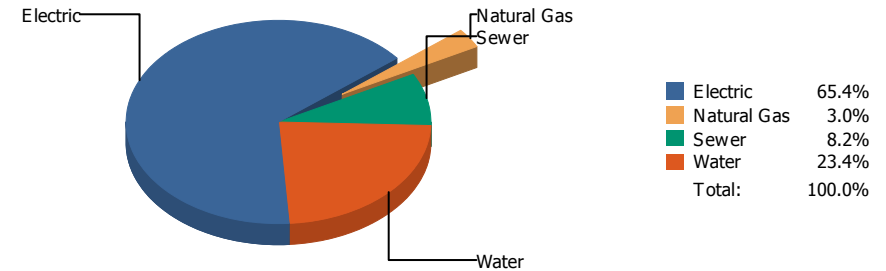


Commodity	Common Use	Energy Use	Energy Use / Area	Total Cost	Cost / Unit	Cost / Area
Place: [BURNET] BURNET 108 [BUILDING]						
Area: 50,520 SqFt						
Billing Period: Jun 2018						
ELECTRIC	17,779.00 kWh	60,680 KBtu	1.201 KBtu/SqFt	\$3,020.09	\$0.170 /kWh	\$0.060 /SqFt
NATURALGAS	91.00 CCF	9,373 KBtu	0.186 KBtu/SqFt	\$298.99	\$3.286 /CCF	\$0.006 /SqFt
SEWER	78.00 CCF			\$335.52	\$4.302 /CCF	\$0.007 /SqFt
WATER	673.00 CCF			\$3,708.50	\$5.510 /CCF	\$0.073 /SqFt
Totals:		70,053 KBtu	1.387 KBtu/SqFt	\$7,363.10		

Energy

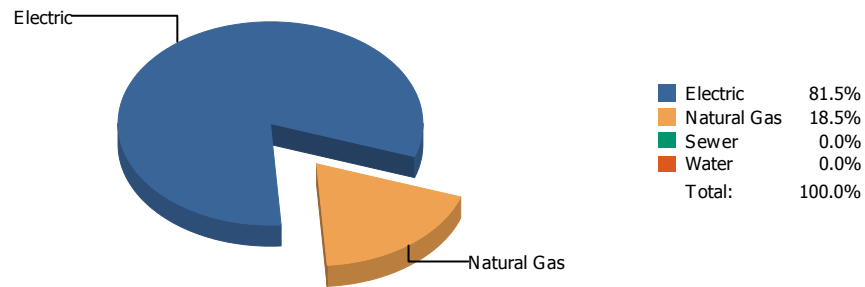


Cost

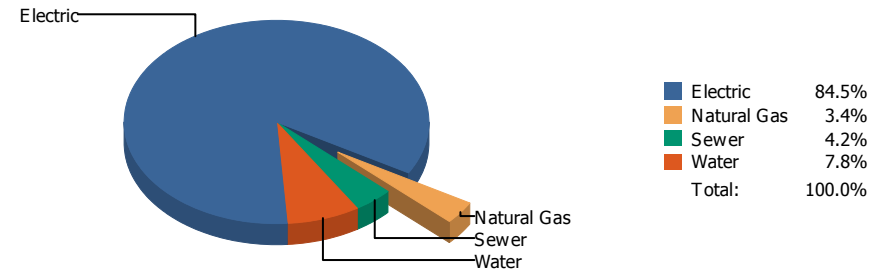


Commodity	Common Use	Energy Use	Energy Use / Area	Total Cost	Cost / Unit	Cost / Area
Place: [CANYON HILLS] CANYON HILLS 043 [BUILDING] Area: 133,149 SqFt Billing Period: Jun 2018						
ELECTRIC	63,450.00 kWh	216,555 KBtu	1.626 KBtu/SqFt	\$8,834.55	\$0.139 /kWh	\$0.066 /SqFt
NATURALGAS	279.00 CCF	28,737 KBtu	0.216 KBtu/SqFt	\$409.71	\$1.468 /CCF	\$0.003 /SqFt
SEWER	250.00 CCF			\$1,112.62	\$4.450 /CCF	\$0.008 /SqFt
WATER	705.00 CCF			\$3,159.41	\$4.481 /CCF	\$0.024 /SqFt
Totals:		245,292 KBtu	1.842 KBtu/SqFt	\$13,516.29		

Energy



Cost



Commodity	Common Use	Energy Use	Energy Use / Area	Total Cost	Cost / Unit	Cost / Area
Place: [CAREER] CAREER AND TECHNOLOGY [BUILDING]						
Area: 146,485 SqFt						
Billing Period: Jun 2018						
ELECTRIC	83,653.00 kWh	285,508 KBtu	1.949 KBtu/SqFt	\$12,045.40	\$0.144 /kWh	\$0.082 /SqFt
NATURALGAS	629.00 CCF	64,787 KBtu	0.442 KBtu/SqFt	\$490.49	\$0.780 /CCF	\$0.003 /SqFt
SEWER	167.00 CCF			\$599.28	\$3.589 /CCF	\$0.004 /SqFt
WATER	317.00 CCF			\$1,117.82	\$3.526 /CCF	\$0.008 /SqFt
Totals:		350,295 KBtu	2.391 KBtu/SqFt	\$14,252.99		

Energy

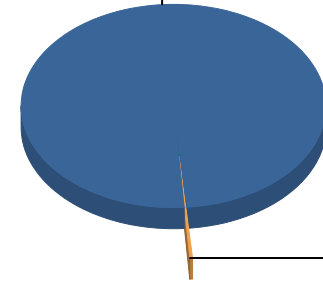
Electric



■ Electric 100.0%
 ■ Water 0.0%
 Total: 100.0%

Cost

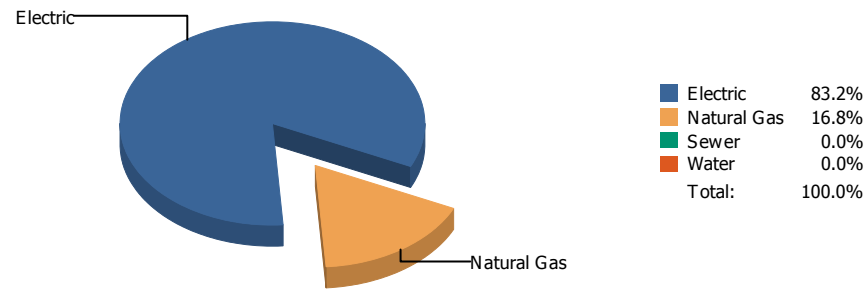
Electric



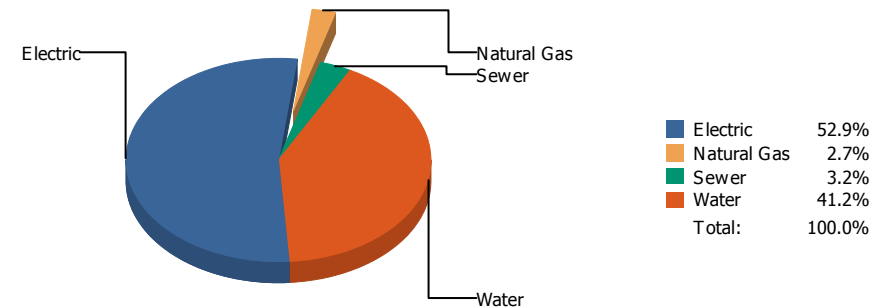
■ Electric 99.8%
 ■ Water 0.2%
 Total: 100.0%

Commodity	Common Use	Energy Use	Energy Use / Area	Total Cost	Cost / Unit	Cost / Area
Place: [CHAPIN] CHAPIN 012 [BUILDING]						
Area: 273,727 SqFt						
Billing Period: Jun 2018						
ELECTRIC	345,482.00 kWh	1,179,130 KBtu	4.308 KBtu/SqFt	\$41,396.89	\$0.120 /kWh	\$0.151 /SqFt
WATER	0.00 CCF			\$65.38	\$0.000 /CCF	\$0.000 /SqFt
Totals:		1,179,130 KBtu	4.308 KBtu/SqFt	\$41,462.27		

Energy

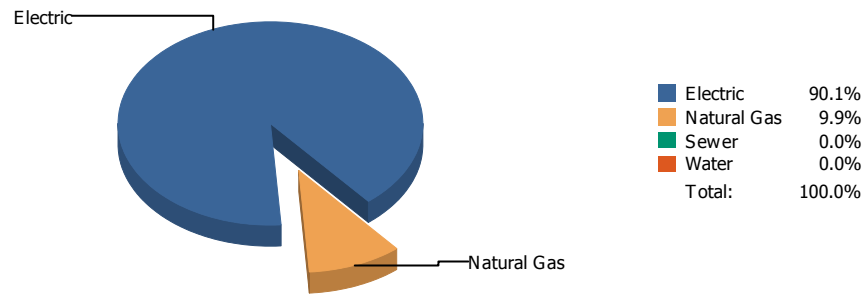


Cost

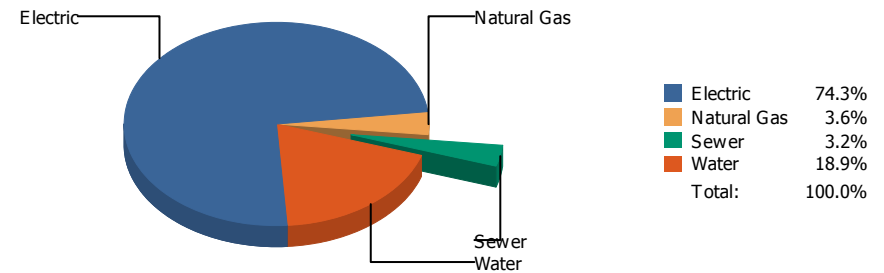


Commodity	Common Use	Energy Use	Energy Use / Area	Total Cost	Cost / Unit	Cost / Area
Place: [CHARLES] H.E. CHARLES 045 [BUILDING]						
Area: 107,867 SqFt						
Billing Period: Jun 2018						
ELECTRIC	66,449.00 kWh	226,790 KBtu	2.103 KBtu/SqFt	\$10,097.51	\$0.152 /kWh	\$0.094 /SqFt
NATURALGAS	446.00 CCF	45,938 KBtu	0.426 KBtu/SqFt	\$508.06	\$1.139 /CCF	\$0.005 /SqFt
SEWER	149.00 CCF			\$602.15	\$4.041 /CCF	\$0.006 /SqFt
WATER	1,253.00 CCF			\$7,867.82	\$6.279 /CCF	\$0.073 /SqFt
Totals:		272,728 KBtu	2.528 KBtu/SqFt	\$19,075.54		

Energy

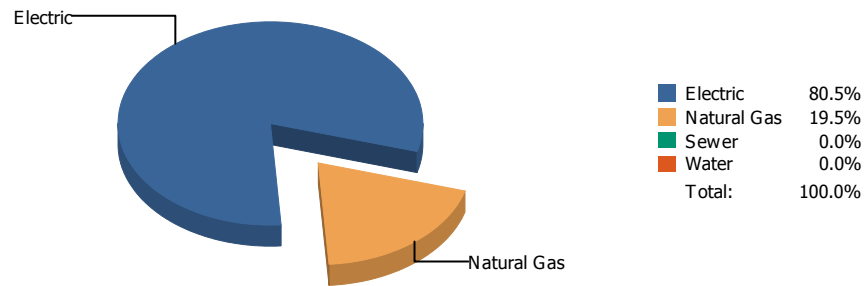


Cost

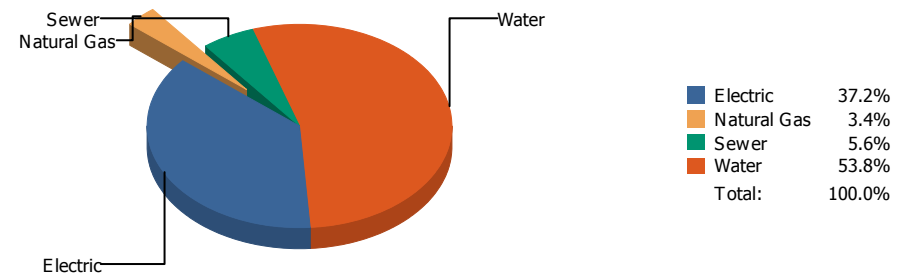


Commodity	Common Use	Energy Use	Energy Use / Area	Total Cost	Cost / Unit	Cost / Area
Place: [CIELO VI] CIELO VISTA 151 [BUILDING]						
Area: 66,034 SqFt						
Billing Period: Jun 2018						
ELECTRIC	53,520.00 kWh	182,664 KBtu	2.766 KBtu/SqFt	\$7,423.48	\$0.139 /kWh	\$0.112 /SqFt
NATURALGAS	195.00 CCF	20,085 KBtu	0.304 KBtu/SqFt	\$360.08	\$1.847 /CCF	\$0.005 /SqFt
SEWER	61.00 CCF			\$322.69	\$5.290 /CCF	\$0.005 /SqFt
WATER	607.00 CCF			\$1,889.51	\$3.113 /CCF	\$0.028 /SqFt
Totals:		202,749 KBtu	3.070 KBtu/SqFt	\$9,995.76		

Energy

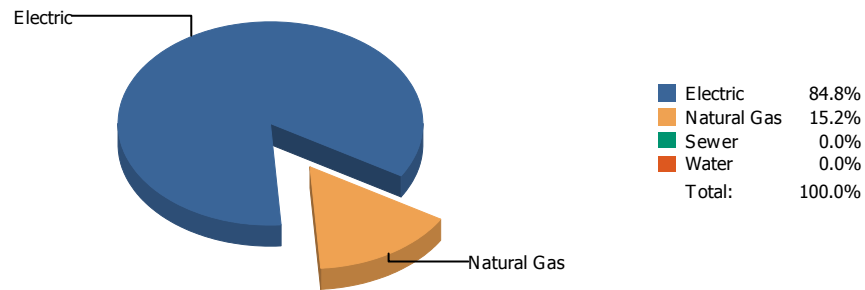


Cost

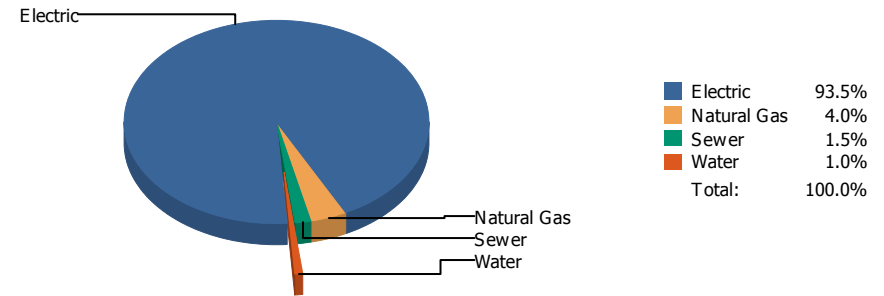


Commodity	Common Use	Energy Use	Energy Use / Area	Total Cost	Cost / Unit	Cost / Area
Place: [CLARDY] CLARDY 109 [BUILDING]						
Area: 70,700 SqFt						
Billing Period: Jun 2018						
ELECTRIC	28,360.00 kWh	96,793 KBtu	1.369 KBtu/SqFt	\$4,160.75	\$0.147 /kWh	\$0.059 /SqFt
NATURALGAS	227.00 CCF	23,381 KBtu	0.331 KBtu/SqFt	\$378.94	\$1.669 /CCF	\$0.005 /SqFt
SEWER	174.00 CCF			\$631.79	\$3.631 /CCF	\$0.009 /SqFt
WATER	1,083.00 CCF			\$6,021.49	\$5.560 /CCF	\$0.085 /SqFt
Totals:		120,174 KBtu	1.700 KBtu/SqFt	\$11,192.97		

Energy

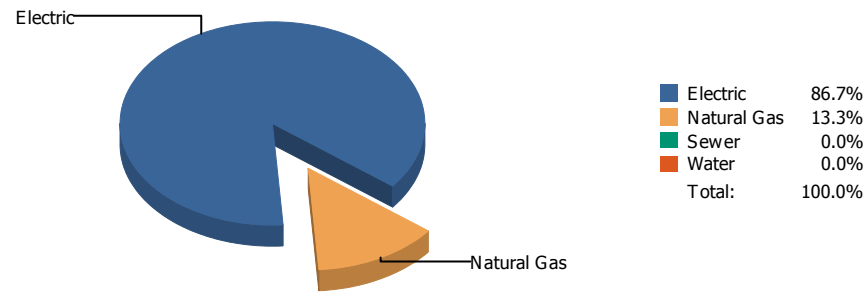


Cost

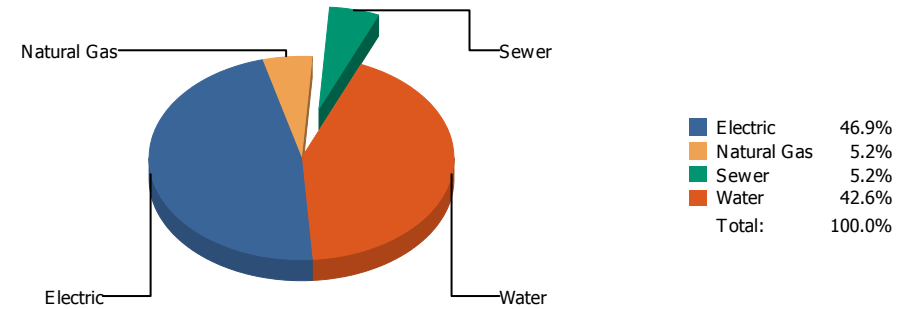


Commodity	Common Use	Energy Use	Energy Use / Area	Total Cost	Cost / Unit	Cost / Area
Place: [CLEDENIN] CLEDENIN 149 [BUILDING] Area: 62,721 SqFt Billing Period: Jun 2018						
ELECTRIC	38,793.00 kWh	132,401 KBtu	2.111 KBtu/SqFt	\$5,989.56	\$0.154 /kWh	\$0.095 /SqFt
NATURALGAS	230.00 CCF	23,690 KBtu	0.378 KBtu/SqFt	\$258.15	\$1.122 /CCF	\$0.004 /SqFt
SEWER	1.00 CCF			\$95.18	\$95.180 /CCF	\$0.002 /SqFt
WATER	3.00 CCF			\$62.19	\$20.730 /CCF	\$0.001 /SqFt
Totals:		156,091 KBtu	2.489 KBtu/SqFt	\$6,405.08		

Energy



Cost



Commodity	Common Use	Energy Use	Energy Use / Area	Total Cost	Cost / Unit	Cost / Area
Place: [COLDWELL] COLDWELL 110 [BUILDING] Area: 67,310 SqFt Billing Period: Jun 2018						
ELECTRIC	26,649.00 kWh	90,953 KBtu	1.351 KBtu/SqFt	\$4,003.22	\$0.150 /kWh	\$0.059 /SqFt
NATURALGAS	136.00 CCF	14,008 KBtu	0.208 KBtu/SqFt	\$447.75	\$3.292 /CCF	\$0.007 /SqFt
SEWER	97.00 CCF			\$445.94	\$4.597 /CCF	\$0.006 /SqFt
WATER	646.00 CCF			\$3,632.88	\$5.624 /CCF	\$0.054 /SqFt
Totals:		104,961 KBtu	1.559 KBtu/SqFt	\$8,529.79		

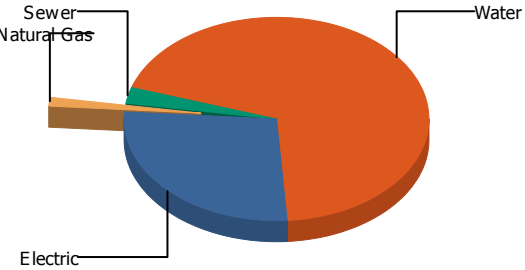
Energy

Electric



Electric	100.0%
Natural Gas	0.0%
Sewer	0.0%
Water	0.0%
Total:	100.0%

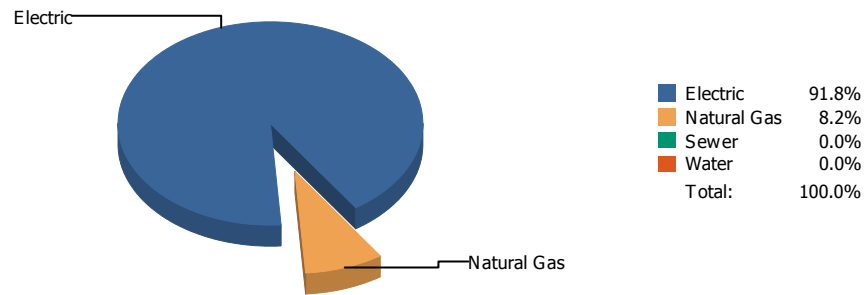
Cost

Sewer
Natural Gas

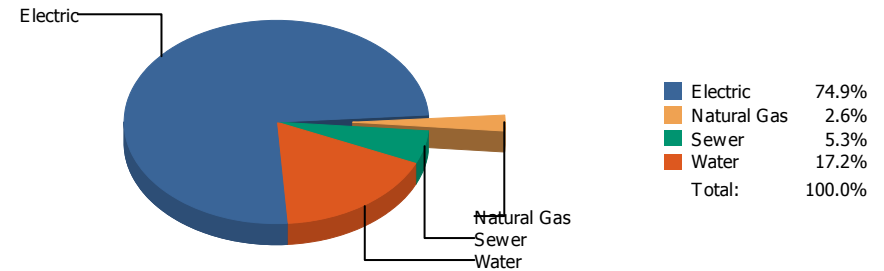
Electric	27.3%
Natural Gas	1.2%
Sewer	2.6%
Water	68.8%
Total:	100.0%

Commodity	Common Use	Energy Use	Energy Use / Area	Total Cost	Cost / Unit	Cost / Area
Place: [COLLINS] COLLINS 142 [BUILDING] Area: 81,245 SqFt Billing Period: Jun 2018						
ELECTRIC	35,890.00 kWh	122,493 KBtu	1.508 KBtu/SqFt	\$5,707.75	\$0.159 /kWh	\$0.070 /SqFt
NATURALGAS	0.00 CCF	0 KBtu	0.000 KBtu/SqFt	\$245.12	\$0.000 /CCF	\$0.003 /SqFt
SEWER	180.00 CCF			\$549.98	\$3.055 /CCF	\$0.007 /SqFt
WATER	2,190.00 CCF			\$14,371.22	\$6.562 /CCF	\$0.177 /SqFt
Totals:		122,493 KBtu	1.508 KBtu/SqFt	\$20,874.07		

Energy

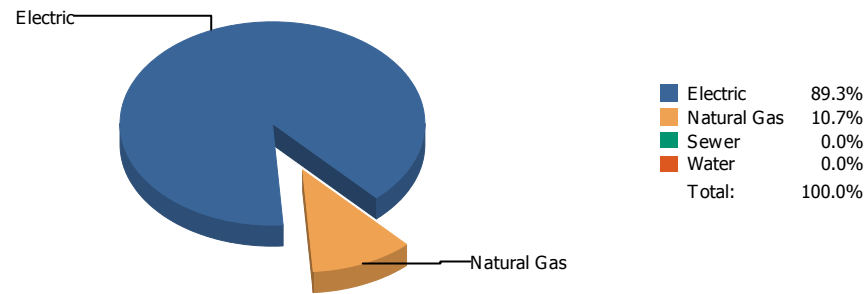


Cost

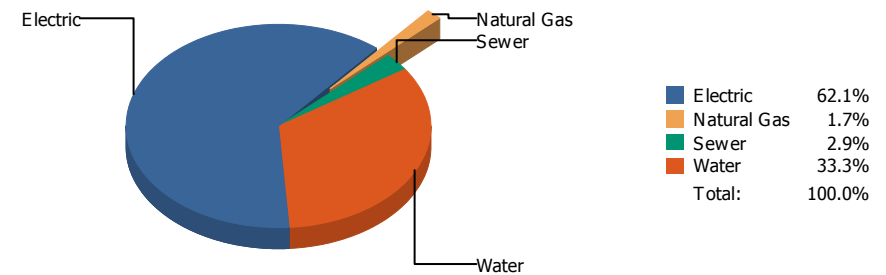


Commodity	Common Use	Energy Use	Energy Use / Area	Total Cost	Cost / Unit	Cost / Area
Place: [COOLEY] COOLEY 111 [BUILDING]						
Area: 95,590 SqFt						
Billing Period: Jun 2018						
ELECTRIC	85,400.00 kWh	291,470 KBtu	3.049 KBtu/SqFt	\$11,527.50	\$0.135 /kWh	\$0.121 /SqFt
NATURALGAS	253.00 CCF	26,059 KBtu	0.273 KBtu/SqFt	\$394.28	\$1.558 /CCF	\$0.004 /SqFt
SEWER	137.00 CCF			\$821.79	\$5.998 /CCF	\$0.008 /SqFt
WATER	3,357.00 CCF			\$2,653.24	\$0.790 /CCF	\$0.028 /SqFt
Totals:		317,529 KBtu	3.322 KBtu/SqFt	\$15,396.81		

Energy

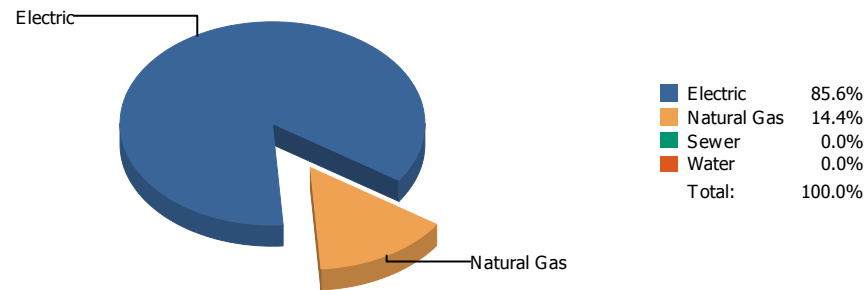


Cost

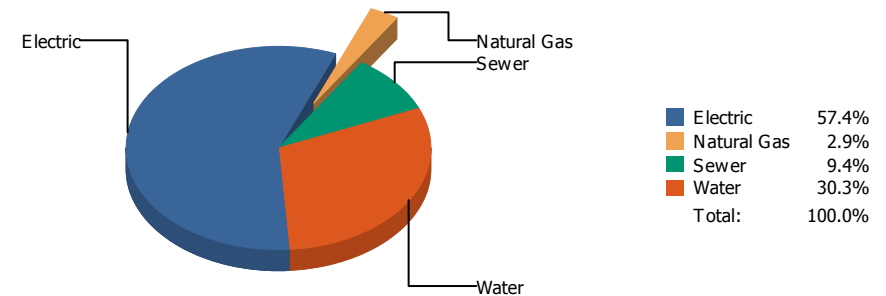


Commodity	Common Use	Energy Use	Energy Use / Area	Total Cost	Cost / Unit	Cost / Area
Place: [CORONADO] CORONADO 005 [BUILDING]						
Area: 406,757 SqFt						
Billing Period: Jun 2018						
ELECTRIC	256,431.00 kWh	875,199 KBtu	2.152 KBtu/SqFt	\$30,337.28	\$0.118 /kWh	\$0.074 /SqFt
NATURALGAS	1,023.00 CCF	105,369 KBtu	0.259 KBtu/SqFt	\$837.29	\$0.818 /CCF	\$0.002 /SqFt
SEWER	504.00 CCF			\$1,418.89	\$2.815 /CCF	\$0.003 /SqFt
WATER	4,386.00 CCF			\$16,263.82	\$3.708 /CCF	\$0.040 /SqFt
Totals:		980,568 KBtu	2.411 KBtu/SqFt	\$48,857.28		

Energy

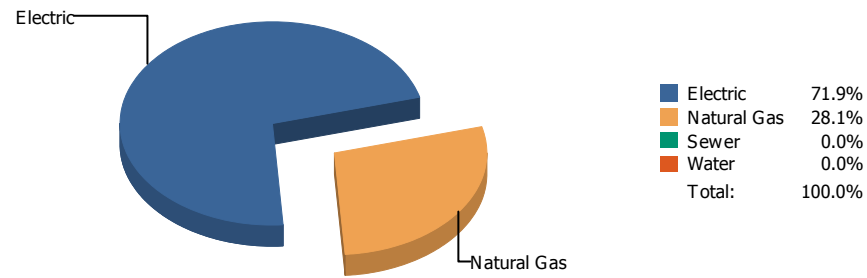


Cost

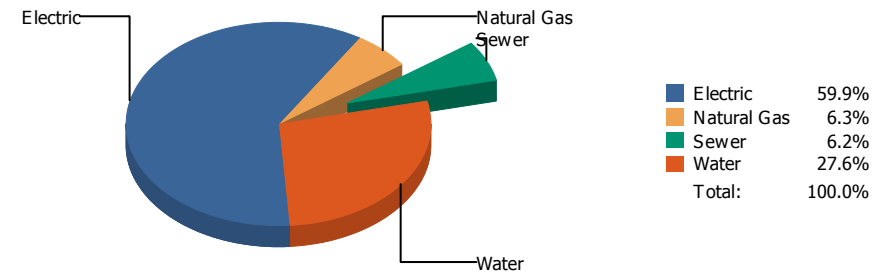


Commodity	Common Use	Energy Use	Energy Use / Area	Total Cost	Cost / Unit	Cost / Area
Place: [CROCKETT_1] CROCKETT 112 [BUILDING]						
Area: 92,585 SqFt						
Billing Period: Jun 2018						
ELECTRIC	23,404.00 kWh	79,878 KBtu	0.863 KBtu/SqFt	\$3,928.42	\$0.168 /kWh	\$0.042 /SqFt
NATURALGAS	130.00 CCF	13,390 KBtu	0.145 KBtu/SqFt	\$199.18	\$1.532 /CCF	\$0.002 /SqFt
SEWER	191.00 CCF			\$644.62	\$3.375 /CCF	\$0.007 /SqFt
WATER	530.00 CCF			\$2,077.60	\$3.920 /CCF	\$0.022 /SqFt
Totals:		93,268 KBtu	1.007 KBtu/SqFt	\$6,849.82		

Energy

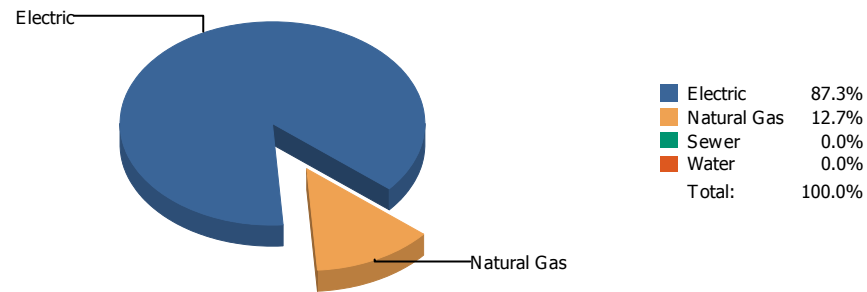


Cost

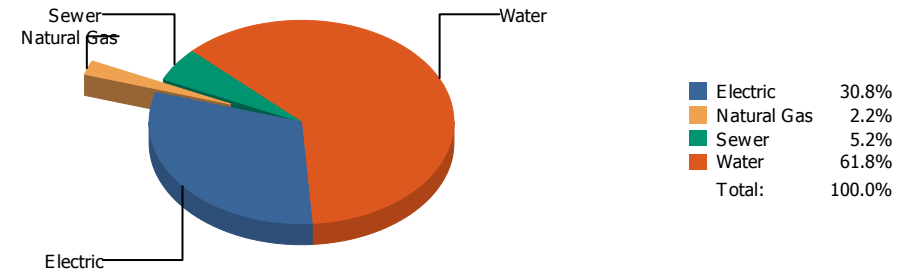


Commodity	Common Use	Energy Use	Energy Use / Area	Total Cost	Cost / Unit	Cost / Area
Place: [CROSBY] CROSBY 113 [BUILDING] Area: 83,100 SqFt Billing Period: Jun 2018						
ELECTRIC	22,368.00 kWh	76,342 KBtu	0.919 KBtu/SqFt	\$3,941.97	\$0.176 /kWh	\$0.047 /SqFt
NATURALGAS	289.00 CCF	29,767 KBtu	0.358 KBtu/SqFt	\$415.48	\$1.438 /CCF	\$0.005 /SqFt
SEWER	116.00 CCF			\$408.10	\$3.518 /CCF	\$0.005 /SqFt
WATER	406.00 CCF			\$1,816.46	\$4.474 /CCF	\$0.022 /SqFt
Totals:		106,109 KBtu	1.277 KBtu/SqFt	\$6,582.01		

Energy

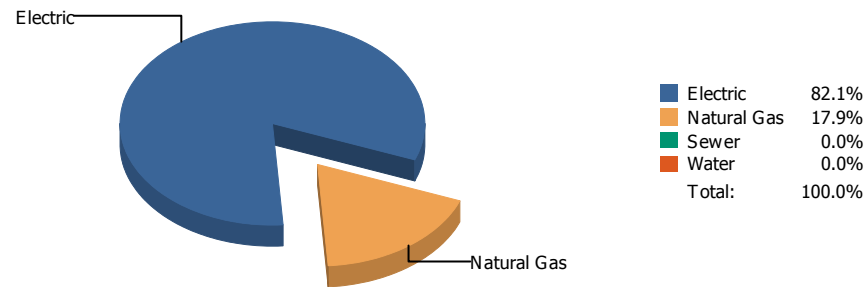


Cost

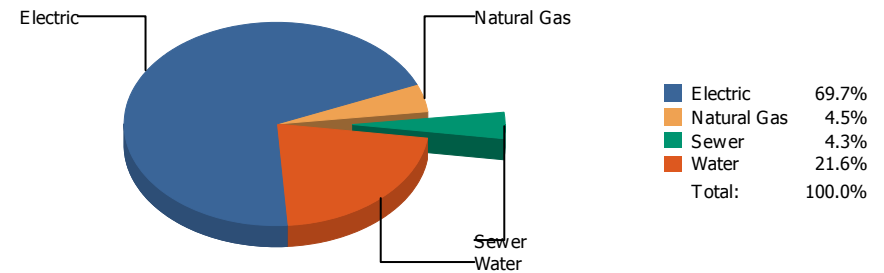


Commodity	Common Use	Energy Use	Energy Use / Area	Total Cost	Cost / Unit	Cost / Area
Place: [DOUGLASS] DOUGLASS 114 [BUILDING]						
Area: 86,903 SqFt						
Billing Period: Jun 2018						
ELECTRIC	35,974.00 kWh	122,779 KBtu	1.413 KBtu/SqFt	\$4,795.91	\$0.133 /kWh	\$0.055 /SqFt
NATURALGAS	173.00 CCF	17,819 KBtu	0.205 KBtu/SqFt	\$347.10	\$2.006 /CCF	\$0.004 /SqFt
SEWER	289.00 CCF			\$809.21	\$2.800 /CCF	\$0.009 /SqFt
WATER	1,739.00 CCF			\$9,630.91	\$5.538 /CCF	\$0.111 /SqFt
Totals:		140,598 KBtu	1.618 KBtu/SqFt	\$15,583.13		

Energy

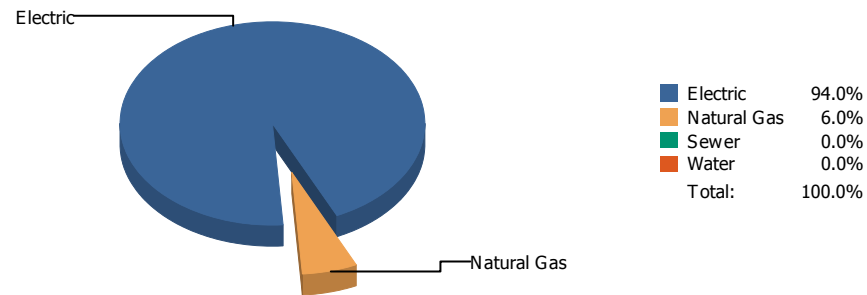


Cost

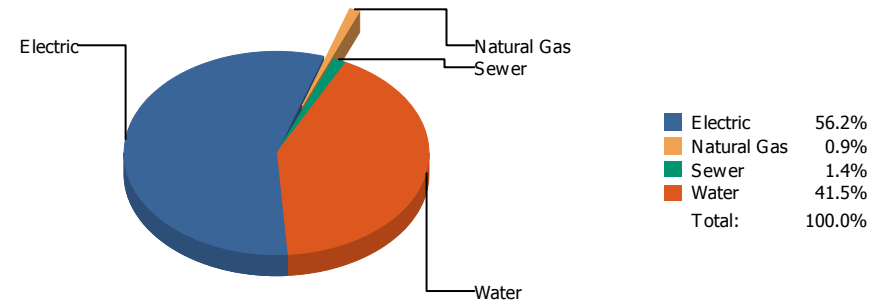


Commodity	Common Use	Energy Use	Energy Use / Area	Total Cost	Cost / Unit	Cost / Area
Place: [DOWELL] DOWELL 115 [BUILDING] Area: 55,801 SqFt Billing Period: Jun 2018						
ELECTRIC	19,739.00 kWh	67,369 KBtu	1.207 KBtu/SqFt	\$3,209.72	\$0.163 /kWh	\$0.057 /SqFt
NATURALGAS	143.00 CCF	14,729 KBtu	0.264 KBtu/SqFt	\$206.99	\$1.447 /CCF	\$0.004 /SqFt
SEWER	64.00 CCF			\$196.37	\$3.068 /CCF	\$0.004 /SqFt
WATER	220.00 CCF			\$994.77	\$4.522 /CCF	\$0.018 /SqFt
Totals:		82,098 KBtu	1.471 KBtu/SqFt	\$4,607.85		

Energy

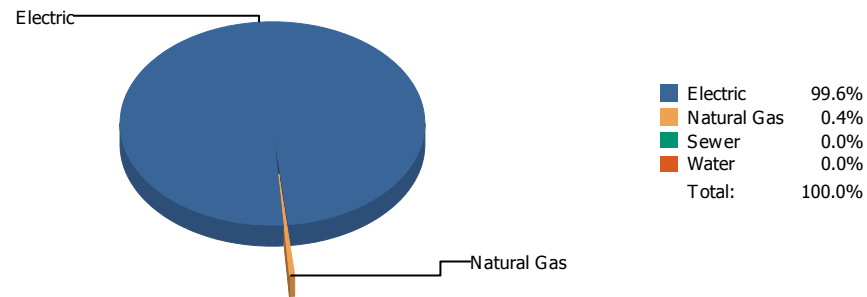


Cost

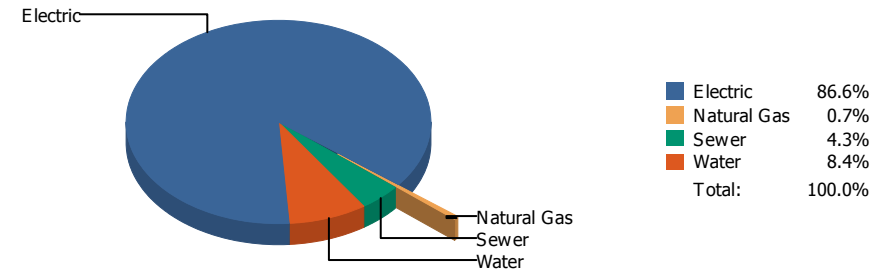


Commodity	Common Use	Energy Use	Energy Use / Area	Total Cost	Cost / Unit	Cost / Area
Place: [DRHORNEDOMIDDLESCHOOL_1] DR. HORNEDO MIDDLE SCHOOL 058 [BUILDING]						
Area: 184,871 SqFt						
Billing Period: Jun 2018						
ELECTRIC	122,846.00 kWh	419,273 KBtu	2.268 KBtu/SqFt	\$17,011.92	\$0.138 /kWh	\$0.092 /SqFt
NATURALGAS	258.00 CCF	26,574 KBtu	0.144 KBtu/SqFt	\$274.66	\$1.065 /CCF	\$0.001 /SqFt
SEWER	54.00 CCF			\$420.70	\$7.791 /CCF	\$0.002 /SqFt
WATER	2,345.00 CCF			\$12,548.23	\$5.351 /CCF	\$0.068 /SqFt
Totals:		445,847 KBtu	2.412 KBtu/SqFt	\$30,255.51		

Energy

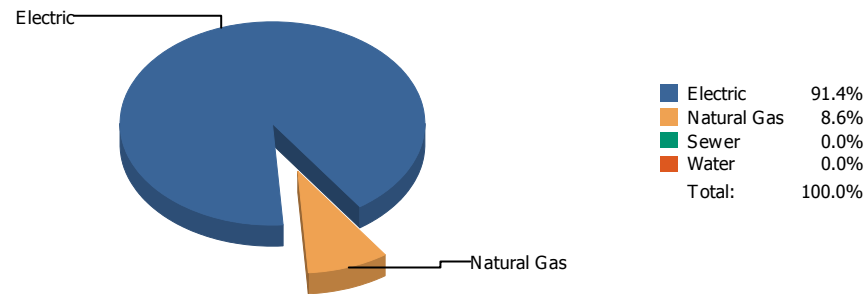


Cost

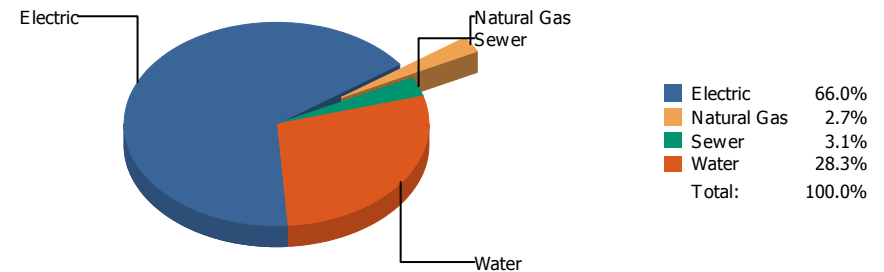


Commodity	Common Use	Energy Use	Energy Use / Area	Total Cost	Cost / Unit	Cost / Area
Place: [ED CENTER] ED CENTER 919 [BUILDING]						
Area: 220,243 SqFt						
Billing Period: Jun 2018						
ELECTRIC	315,936.00 kWh	1,078,290 KBtu	4.896 KBtu/SqFt	\$34,320.41	\$0.109 /kWh	\$0.156 /SqFt
NATURALGAS	46.00 CCF	4,738 KBtu	0.022 KBtu/SqFt	\$272.24	\$5.918 /CCF	\$0.001 /SqFt
SEWER	487.00 CCF			\$1,714.58	\$3.521 /CCF	\$0.008 /SqFt
WATER	985.00 CCF			\$3,327.08	\$3.378 /CCF	\$0.015 /SqFt
Totals:		1,083,028 KBtu	4.917 KBtu/SqFt	\$39,634.31		

Energy

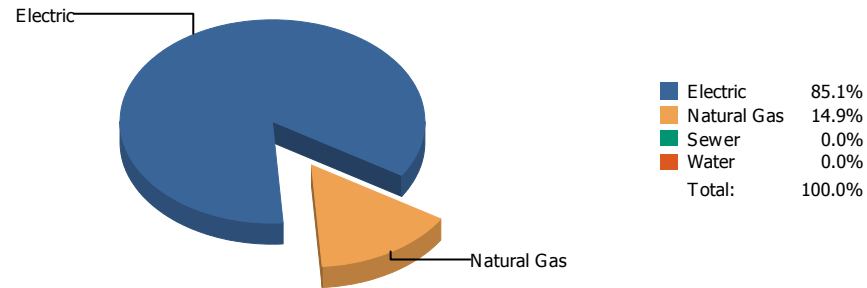


Cost

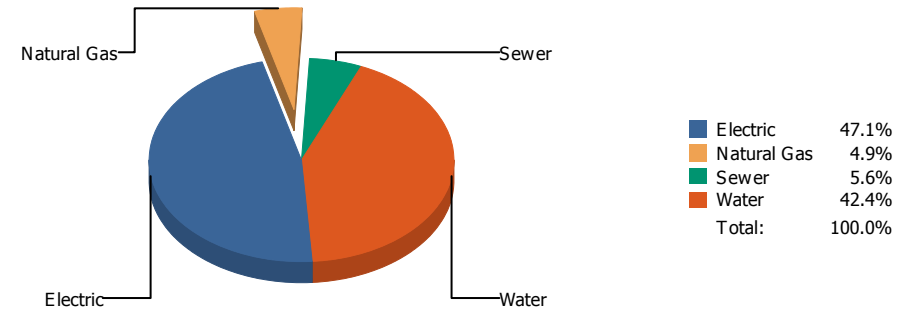


Commodity	Common Use	Energy Use	Energy Use / Area	Total Cost	Cost / Unit	Cost / Area
Place: [EL PASO] EL PASO HIGH 006 [BUILDING]						
Area: 236,062 SqFt						
Billing Period: Jun 2018						
ELECTRIC	168,299.00 kWh	574,404 KBtu	2.433 KBtu/SqFt	\$22,390.38	\$0.133 /kWh	\$0.094 /SqFt
NATURALGAS	522.00 CCF	53,766 KBtu	0.228 KBtu/SqFt	\$920.27	\$1.763 /CCF	\$0.004 /SqFt
SEWER	219.00 CCF			\$1,035.30	\$4.727 /CCF	\$0.004 /SqFt
WATER	1,826.00 CCF			\$9,587.82	\$5.251 /CCF	\$0.040 /SqFt
Totals:		628,170 KBtu	2.661 KBtu/SqFt	\$33,933.77		

Energy

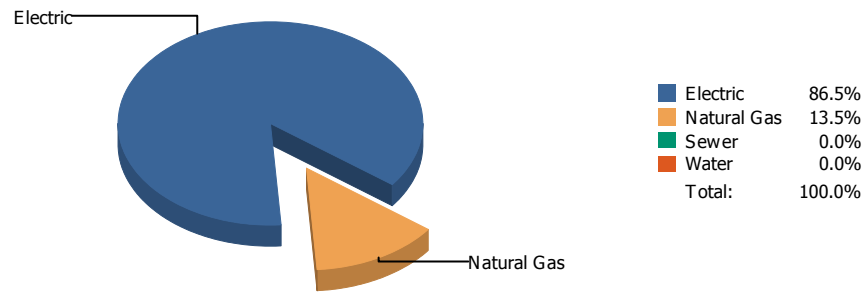


Cost

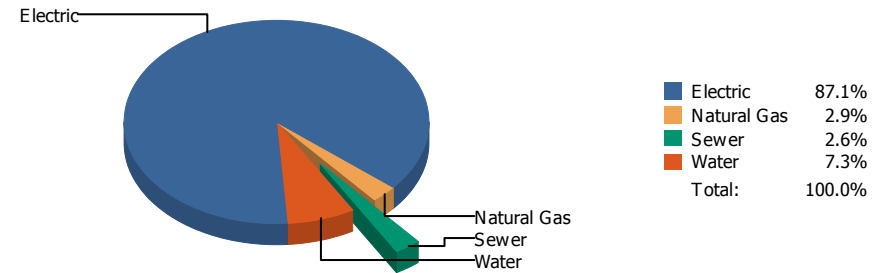


Commodity	Common Use	Energy Use	Energy Use / Area	Total Cost	Cost / Unit	Cost / Area
Place: [FANNIN] FANNIN 116 [BUILDING]						
Area: 73,291 SqFt						
Billing Period: Jun 2018						
ELECTRIC	28,700.00 kWh	97,953 KBtu	1.336 KBtu/SqFt	\$4,444.52	\$0.155 /kWh	\$0.061 /SqFt
NATURALGAS	167.00 CCF	17,201 KBtu	0.235 KBtu/SqFt	\$466.12	\$2.791 /CCF	\$0.006 /SqFt
SEWER	118.00 CCF			\$524.83	\$4.448 /CCF	\$0.007 /SqFt
WATER	1,265.00 CCF			\$4,005.86	\$3.167 /CCF	\$0.054 /SqFt
Totals:		115,154 KBtu	1.571 KBtu/SqFt	\$9,441.33		

Energy

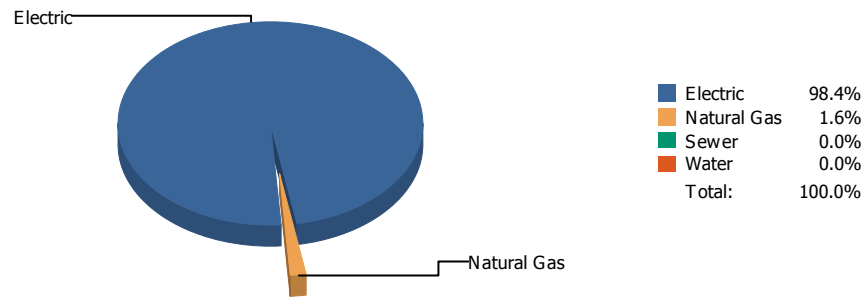


Cost

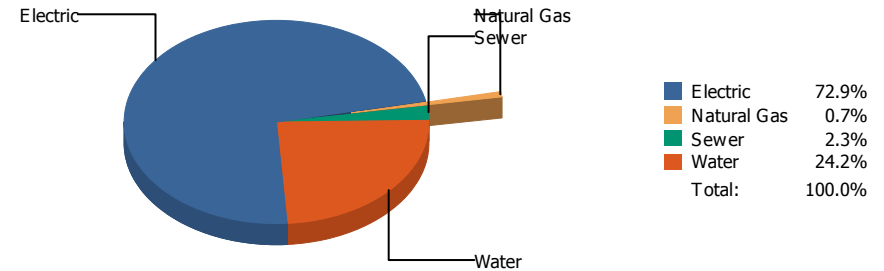


Commodity	Common Use	Energy Use	Energy Use / Area	Total Cost	Cost / Unit	Cost / Area
Place: [FRANKLIN] FRANKLIN HIGH SCHOOL 010 [BUILDING]						
Area: 329,377 SqFt						
Billing Period: Jun 2018						
ELECTRIC	302,283.00 kWh	1,031,692 KBtu	3.132 KBtu/SqFt	\$34,388.49	\$0.114 /kWh	\$0.104 /SqFt
NATURALGAS	1,560.00 CCF	160,680 KBtu	0.488 KBtu/SqFt	\$1,145.42	\$0.734 /CCF	\$0.003 /SqFt
SEWER	381.00 CCF			\$1,045.27	\$2.743 /CCF	\$0.003 /SqFt
WATER	856.00 CCF			\$2,883.16	\$3.368 /CCF	\$0.009 /SqFt
Totals:		1,192,372 KBtu	3.620 KBtu/SqFt	\$39,462.34		

Energy

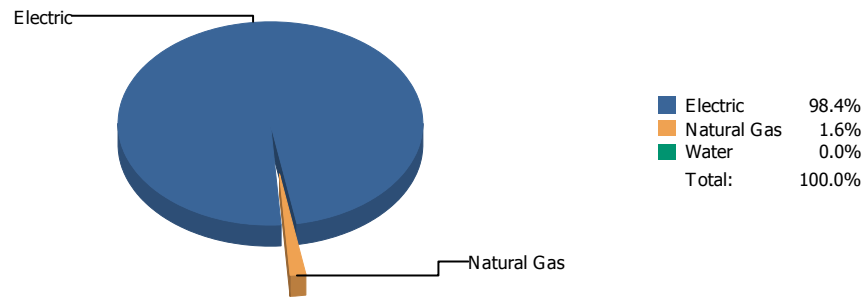


Cost

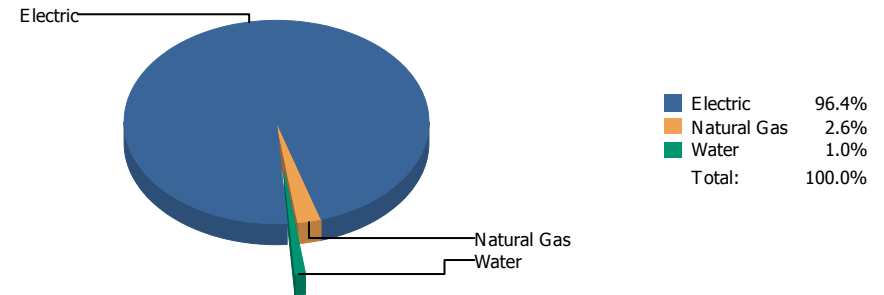


Commodity	Common Use	Energy Use	Energy Use / Area	Total Cost	Cost / Unit	Cost / Area
Place: [FRANKLIN9THGRADECENTER_2] FRANKLIN 9TH GRADE CENTER 053 [BUILDING]						
Area: 193,158 SqFt						
Billing Period: Jun 2018						
ELECTRIC	150,000.00 kWh	511,950 KBtu	2.650 KBtu/SqFt	\$18,920.80	\$0.126 /kWh	\$0.098 /SqFt
NATURALGAS	82.00 CCF	8,446 KBtu	0.044 KBtu/SqFt	\$170.88	\$2.084 /CCF	\$0.001 /SqFt
SEWER	143.00 CCF			\$590.69	\$4.131 /CCF	\$0.003 /SqFt
WATER	3,389.00 CCF			\$6,283.10	\$1.854 /CCF	\$0.032 /SqFt
Totals:		520,396 KBtu	2.694 KBtu/SqFt	\$25,965.47		

Energy

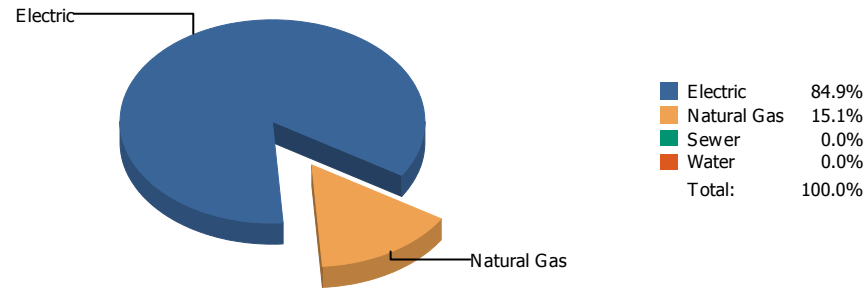


Cost

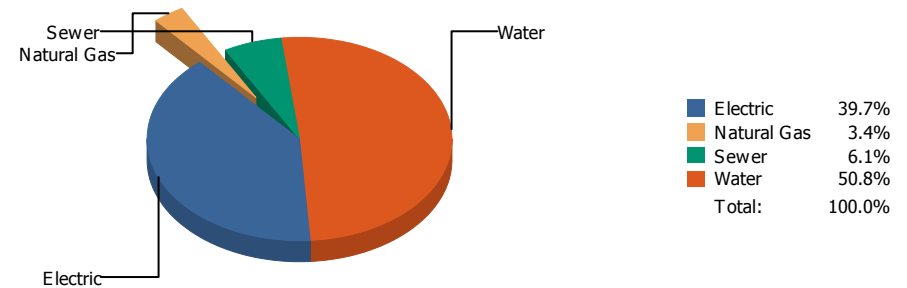


Commodity	Common Use	Energy Use	Energy Use / Area	Total Cost	Cost / Unit	Cost / Area
Place: [GAMBLE] JAMES GAMBLE WAREHOUSE [BUILDING]						
Area: 53,241 SqFt						
Billing Period: Jun 2018						
ELECTRIC	42,000.00 kWh	143,346 KBtu	2.692 KBtu/SqFt	\$5,021.28	\$0.120 /kWh	\$0.094 /SqFt
NATURALGAS	22.00 CCF	2,266 KBtu	0.043 KBtu/SqFt	\$135.43	\$6.156 /CCF	\$0.003 /SqFt
WATER	0.00 CCF			\$54.48	\$0.000 /CCF	\$0.001 /SqFt
Totals:		145,612 KBtu	2.735 KBtu/SqFt	\$5,211.19		

Energy

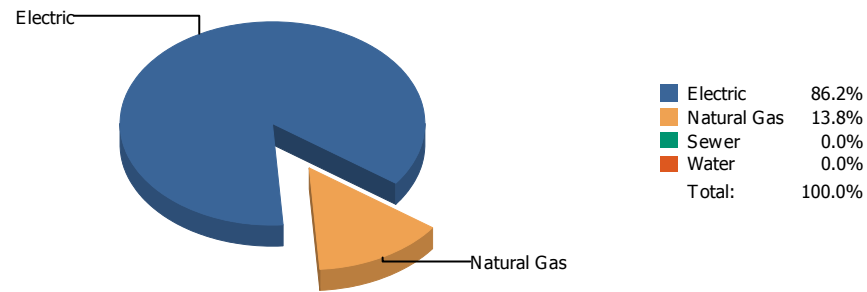


Cost

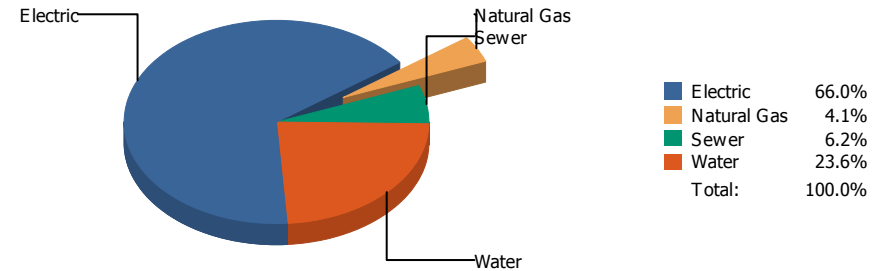


Commodity	Common Use	Energy Use	Energy Use / Area	Total Cost	Cost / Unit	Cost / Area
Place: [GREEN] GREEN ELEMENTARY SCHOOL 162 [BUILDING]						
Area: 88,156 SqFt						
Billing Period: Jun 2018						
ELECTRIC	37,500.00 kWh	127,988 KBtu	1.452 KBtu/SqFt	\$4,320.11	\$0.115 /kWh	\$0.049 /SqFt
NATURALGAS	221.00 CCF	22,763 KBtu	0.258 KBtu/SqFt	\$375.37	\$1.699 /CCF	\$0.004 /SqFt
SEWER	130.00 CCF			\$659.13	\$5.070 /CCF	\$0.007 /SqFt
WATER	905.00 CCF			\$5,530.38	\$6.111 /CCF	\$0.063 /SqFt
Totals:		150,751 KBtu	1.710 KBtu/SqFt	\$10,884.99		

Energy

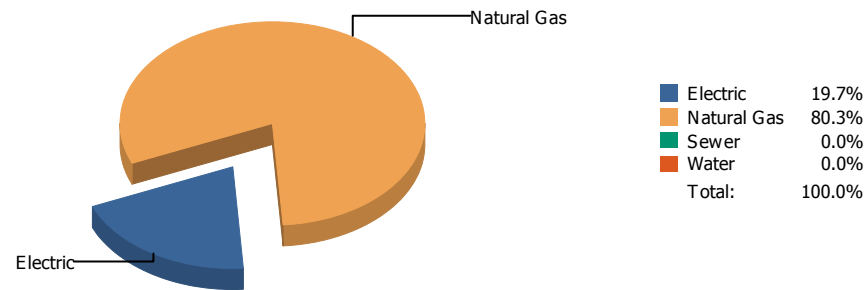


Cost

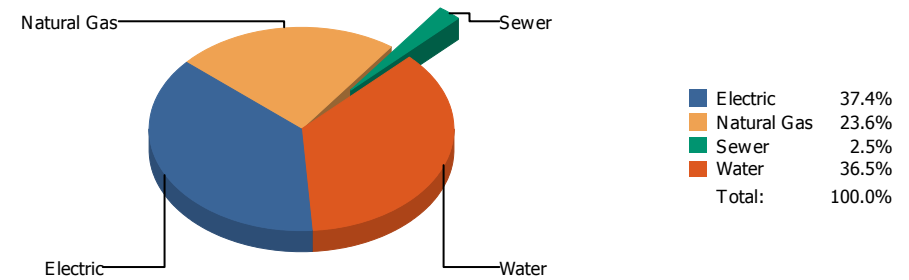


Commodity	Common Use	Energy Use	Energy Use / Area	Total Cost	Cost / Unit	Cost / Area
Place: [GUERRERO] ROSA GUERRERO ELEMENTARY 163 [BUILDING]						
Area: 88,641 SqFt						
Billing Period: Jun 2018						
ELECTRIC	46,200.00 kWh	157,681 KBtu	1.779 KBtu/SqFt	\$6,212.73	\$0.134 /kWh	\$0.070 /SqFt
NATURALGAS	246.00 CCF	25,338 KBtu	0.286 KBtu/SqFt	\$389.87	\$1.585 /CCF	\$0.004 /SqFt
SEWER	149.00 CCF			\$584.04	\$3.920 /CCF	\$0.006 /SqFt
WATER	813.00 CCF			\$2,222.77	\$2.734 /CCF	\$0.025 /SqFt
Totals:		183,019 KBtu	2.065 KBtu/SqFt	\$9,409.41		

Energy

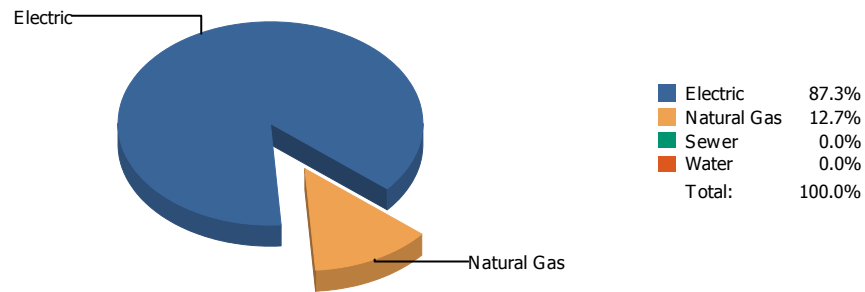


Cost

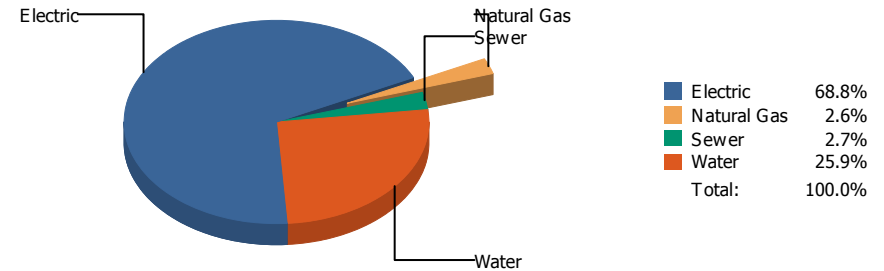


Commodity	Common Use	Energy Use	Energy Use / Area	Total Cost	Cost / Unit	Cost / Area
Place: [GUILLEN] GUILLEN 044 [BUILDING] Area: 223,773 SqFt Billing Period: Jun 2018						
ELECTRIC	83,397.00 kWh	284,634 KBtu	1.272 KBtu/SqFt	\$10,564.17	\$0.127 /kWh	\$0.047 /SqFt
NATURALGAS	11,276.00 CCF	1,161,428 KBtu	5.190 KBtu/SqFt	\$6,665.71	\$0.591 /CCF	\$0.030 /SqFt
SEWER	214.00 CCF			\$708.19	\$3.309 /CCF	\$0.003 /SqFt
WATER	2,098.00 CCF			\$10,307.16	\$4.913 /CCF	\$0.046 /SqFt
Totals:		1,446,062 KBtu	6.462 KBtu/SqFt	\$28,245.23		

Energy

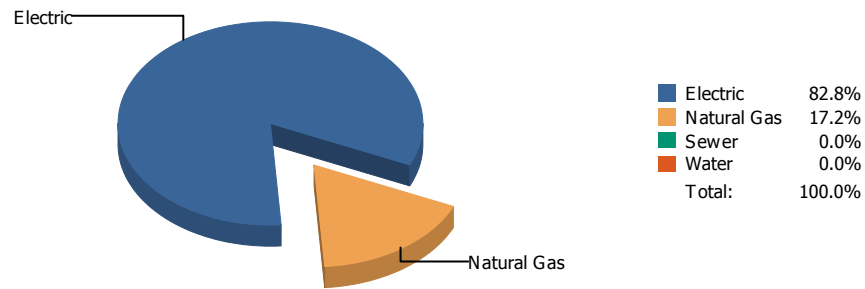


Cost

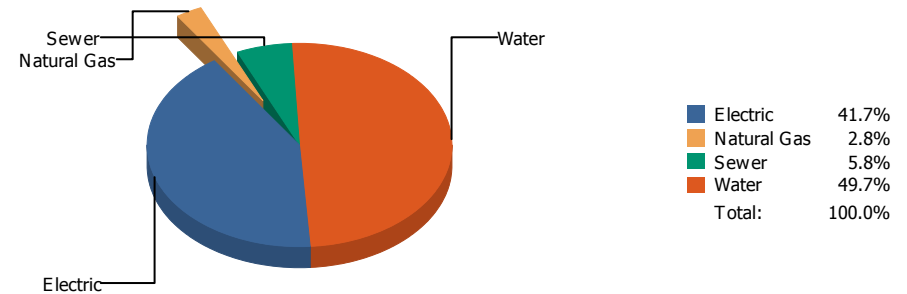


Commodity	Common Use	Energy Use	Energy Use / Area	Total Cost	Cost / Unit	Cost / Area
Place: [HART] HART 118 [BUILDING]						
Area: 63,357 SqFt						
Billing Period: Jun 2018						
ELECTRIC	64,920.00 kWh	221,572 KBtu	3.497 KBtu/SqFt	\$7,998.03	\$0.123 /kWh	\$0.126 /SqFt
NATURALGAS	314.00 CCF	32,342 KBtu	0.510 KBtu/SqFt	\$307.50	\$0.979 /CCF	\$0.005 /SqFt
SEWER	58.00 CCF			\$316.96	\$5.465 /CCF	\$0.005 /SqFt
WATER	604.00 CCF			\$3,007.90	\$4.980 /CCF	\$0.047 /SqFt
Totals:		253,914 KBtu	4.008 KBtu/SqFt	\$11,630.39		

Energy

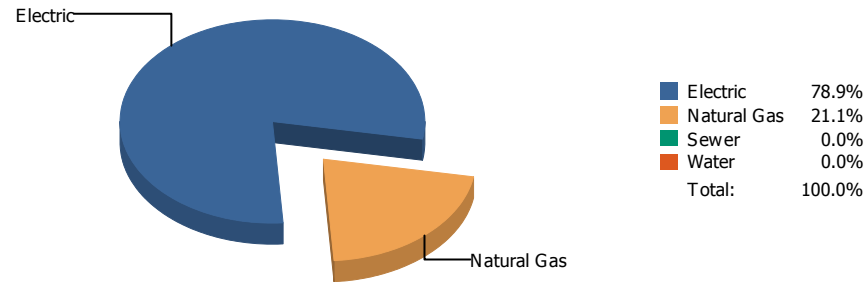


Cost

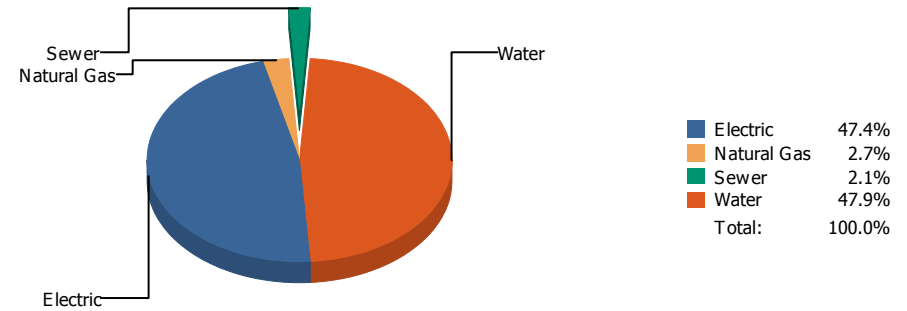


Commodity	Common Use	Energy Use	Energy Use / Area	Total Cost	Cost / Unit	Cost / Area
Place: [HAWKINS] HAWKINS 119 [BUILDING]						
Area: 57,207 SqFt						
Billing Period: Jun 2018						
ELECTRIC	30,530.00 kWh	104,199 KBtu	1.821 KBtu/SqFt	\$3,697.46	\$0.121 /kWh	\$0.064 /SqFt
NATURALGAS	210.00 CCF	21,630 KBtu	0.378 KBtu/SqFt	\$246.35	\$1.173 /CCF	\$0.004 /SqFt
SEWER	172.00 CCF			\$515.06	\$2.995 /CCF	\$0.009 /SqFt
WATER	840.00 CCF			\$4,402.86	\$5.242 /CCF	\$0.077 /SqFt
Totals:		125,829 KBtu	2.200 KBtu/SqFt	\$8,861.73		

Energy

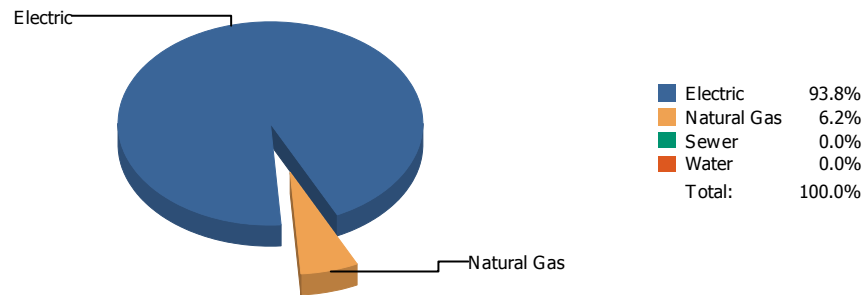


Cost

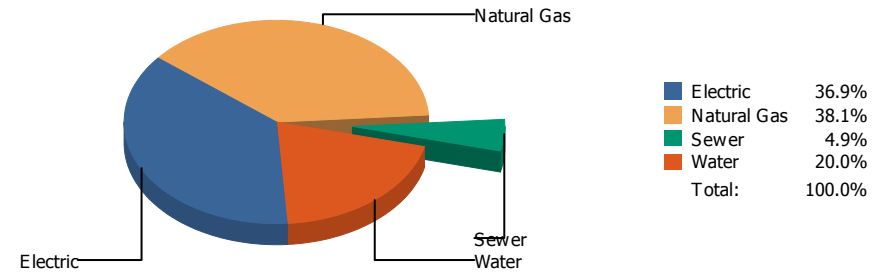


Commodity	Common Use	Energy Use	Energy Use / Area	Total Cost	Cost / Unit	Cost / Area
Place: [HENDERSO] HENDERSON 041 [BUILDING]						
Area: 145,254 SqFt						
Billing Period: Jun 2018						
ELECTRIC	55,858.00 kWh	190,643 KBtu	1.312 KBtu/SqFt	\$7,368.08	\$0.132 /kWh	\$0.051 /SqFt
NATURALGAS	495.00 CCF	50,985 KBtu	0.351 KBtu/SqFt	\$414.37	\$0.837 /CCF	\$0.003 /SqFt
SEWER	124.00 CCF			\$330.11	\$2.662 /CCF	\$0.002 /SqFt
WATER	1,564.00 CCF			\$7,445.47	\$4.761 /CCF	\$0.051 /SqFt
Totals:		241,628 KBtu	1.663 KBtu/SqFt	\$15,558.03		

Energy

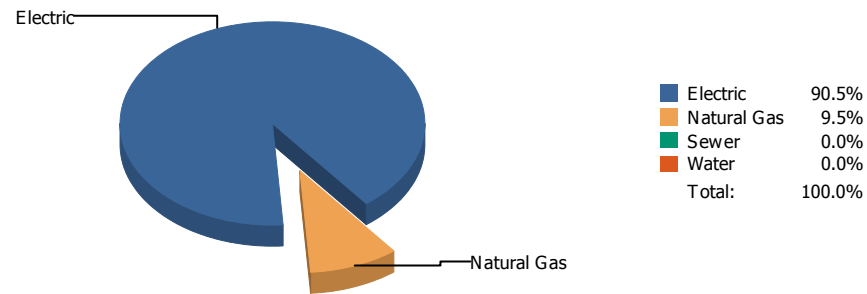


Cost

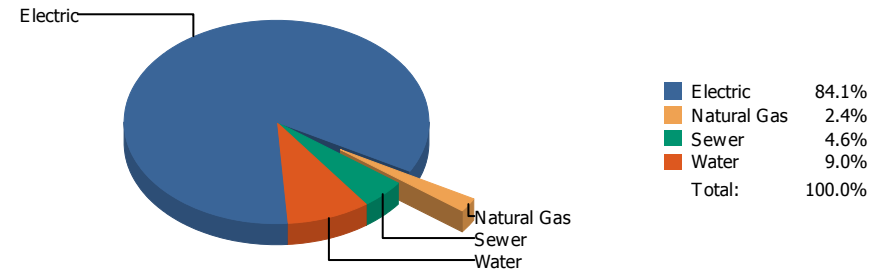


Commodity	Common Use	Energy Use	Energy Use / Area	Total Cost	Cost / Unit	Cost / Area
Place: [HERCULES] HERCULES COTTAGES 141A [BUILDING]						
Area: 10,160 SqFt						
Billing Period: Jun 2018						
ELECTRIC	2,761.00 kWh	9,423 KBtu	0.927 KBtu/SqFt	\$596.69	\$0.216 /kWh	\$0.059 /SqFt
NATURALGAS	6.00 CCF	618 KBtu	0.061 KBtu/SqFt	\$616.33	\$102.722 /CCF	\$0.060 /SqFt
SEWER	18.00 CCF			\$79.80	\$4.433 /CCF	\$0.008 /SqFt
WATER	82.00 CCF			\$324.12	\$3.953 /CCF	\$0.032 /SqFt
Totals:		10,041 KBtu	0.988 KBtu/SqFt	\$1,616.94		

Energy



Cost



Commodity	Common Use	Energy Use	Energy Use / Area	Total Cost	Cost / Unit	Cost / Area
Place: [HERRERA_1] HERRERA ELEMENTARY 174 [BUILDING]						
Area: 86,275 SqFt						
Billing Period: Jun 2018						
ELECTRIC	73,000.00 kWh	249,149 KBtu	2.888 KBtu/SqFt	\$9,689.17	\$0.133 /kWh	\$0.112 /SqFt
NATURALGAS	255.00 CCF	26,265 KBtu	0.304 KBtu/SqFt	\$272.88	\$1.070 /CCF	\$0.003 /SqFt
SEWER	111.00 CCF			\$529.57	\$4.771 /CCF	\$0.006 /SqFt
WATER	212.00 CCF			\$1,032.33	\$4.869 /CCF	\$0.012 /SqFt
Totals:		275,414 KBtu	3.192 KBtu/SqFt	\$11,523.95		

Energy

Electric



■ Electric 100.0%
Total: 100.0%

Cost

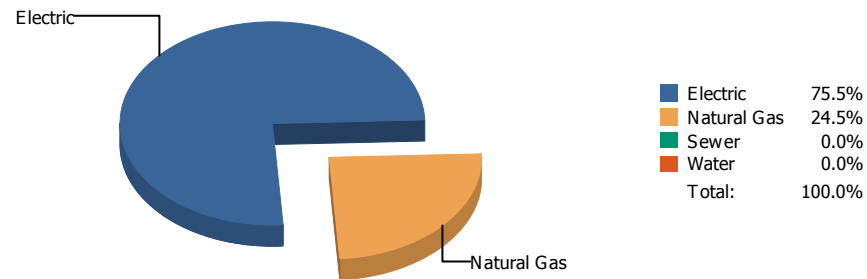
Electric



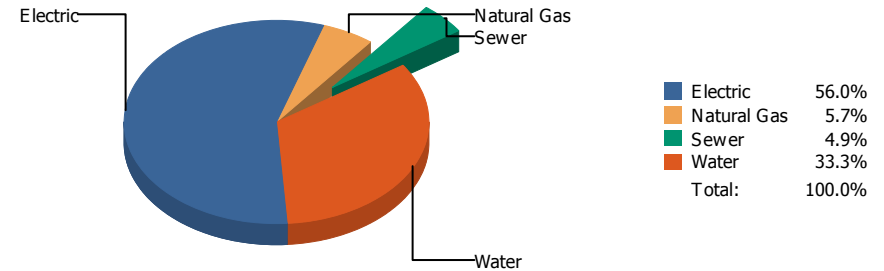
■ Electric 100.0%
Total: 100.0%

Commodity	Common Use	Energy Use	Energy Use / Area	Total Cost	Cost / Unit	Cost / Area
Place: [HIGHLAND] HIGHLAND/ANNEX 120 [BUILDING] Area: 33,705 SqFt Billing Period: Jun 2018						
ELECTRIC	25,400.00 kWh	86,690 KBtu	2.572 KBtu/SqFt	\$3,095.51	\$0.122 /kWh	\$0.092 /SqFt
Totals:		86,690 KBtu	2.572 KBtu/SqFt	\$3,095.51		

Energy

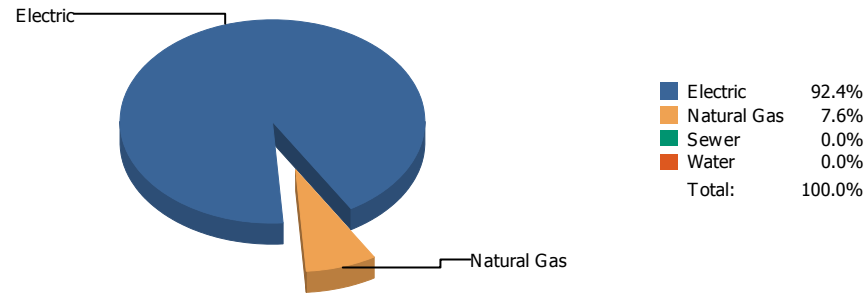


Cost

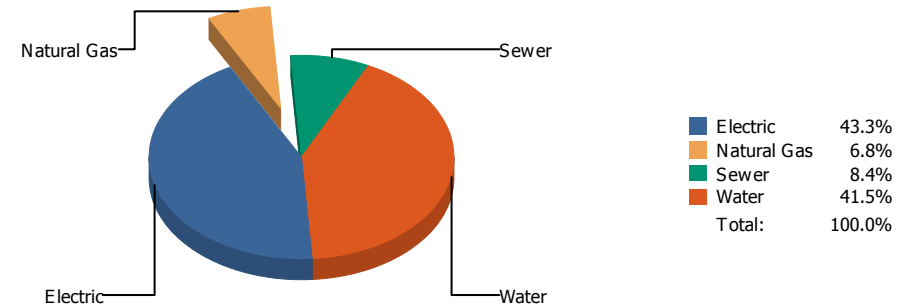


Commodity	Common Use	Energy Use	Energy Use / Area	Total Cost	Cost / Unit	Cost / Area
Place: [HILLSIDE] HILLSIDE 121 [BUILDING] Area: 80,656 SqFt Billing Period: Jun 2018						
ELECTRIC	32,940.00 kWh	112,424 KBtu	1.394 KBtu/SqFt	\$5,648.68	\$0.171 /kWh	\$0.070 /SqFt
NATURALGAS	354.00 CCF	36,462 KBtu	0.452 KBtu/SqFt	\$576.36	\$1.628 /CCF	\$0.007 /SqFt
SEWER	104.00 CCF			\$498.09	\$4.789 /CCF	\$0.006 /SqFt
WATER	621.00 CCF			\$3,360.70	\$5.412 /CCF	\$0.042 /SqFt
Totals:		148,886 KBtu	1.846 KBtu/SqFt	\$10,083.83		

Energy

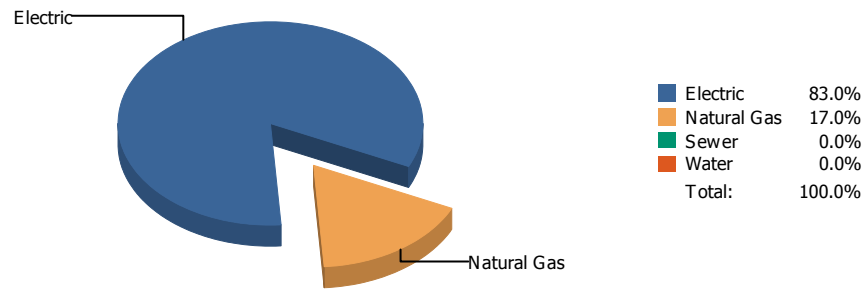


Cost

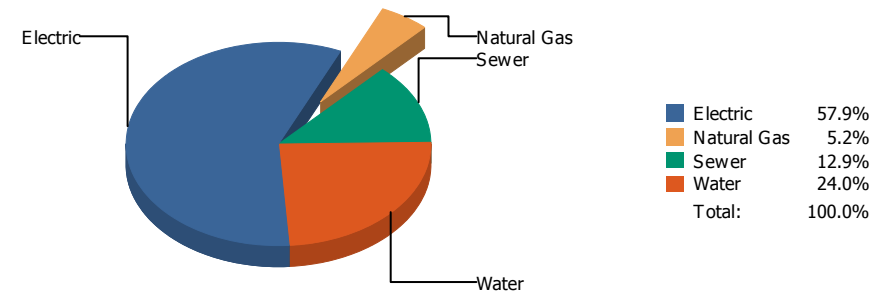


Commodity	Common Use	Energy Use	Energy Use / Area	Total Cost	Cost / Unit	Cost / Area
Place: [HOUSTON] HOUSTON 122 [BUILDING] Area: 84,178 SqFt Billing Period: Jun 2018						
ELECTRIC	21,200.00 kWh	72,356 KBtu	0.860 KBtu/SqFt	\$2,560.80	\$0.121 /kWh	\$0.030 /SqFt
NATURALGAS	58.00 CCF	5,974 KBtu	0.071 KBtu/SqFt	\$401.90	\$6.929 /CCF	\$0.005 /SqFt
SEWER	95.00 CCF			\$496.04	\$5.221 /CCF	\$0.006 /SqFt
WATER	804.00 CCF			\$2,457.09	\$3.056 /CCF	\$0.029 /SqFt
Totals:		78,330 KBtu	0.931 KBtu/SqFt	\$5,915.83		

Energy

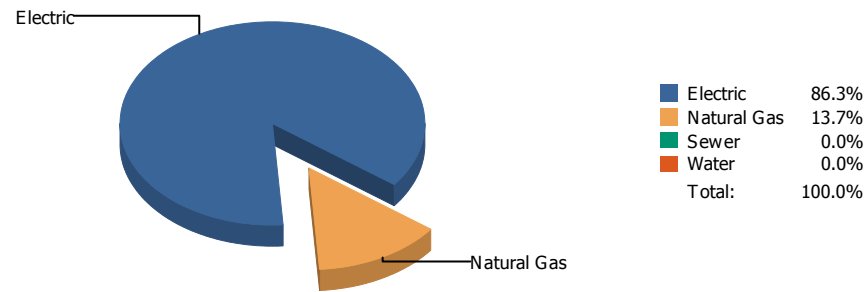


Cost

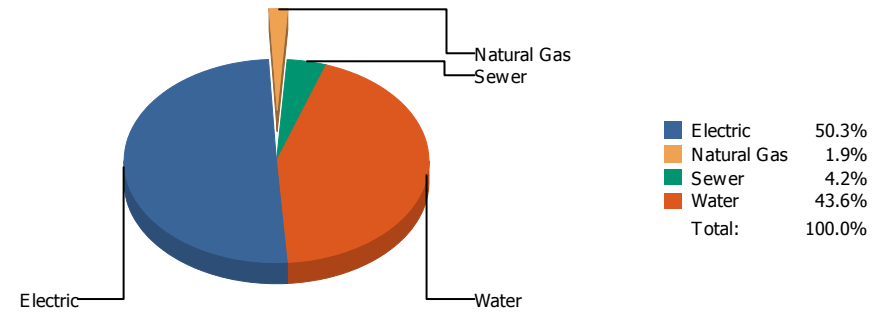


Commodity	Common Use	Energy Use	Energy Use / Area	Total Cost	Cost / Unit	Cost / Area
Place: [HUGHEY] HUGHEY 123 [BUILDING] Area: 74,815 SqFt Billing Period: Jun 2018						
ELECTRIC	35,015.00 kWh	119,506 KBtu	1.597 KBtu/SqFt	\$5,699.65	\$0.163 /kWh	\$0.076 /SqFt
NATURALGAS	237.00 CCF	24,411 KBtu	0.326 KBtu/SqFt	\$507.39	\$2.141 /CCF	\$0.007 /SqFt
SEWER	461.00 CCF			\$1,273.23	\$2.762 /CCF	\$0.017 /SqFt
WATER	836.00 CCF			\$2,368.55	\$2.833 /CCF	\$0.031 /SqFt
Totals:		143,917 KBtu	1.924 KBtu/SqFt	\$9,848.82		

Energy

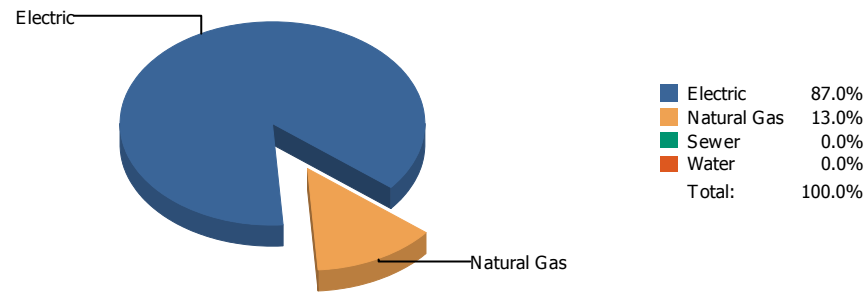


Cost

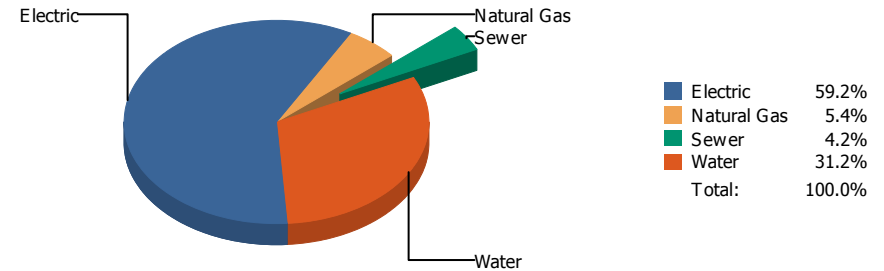


Commodity	Common Use	Energy Use	Energy Use / Area	Total Cost	Cost / Unit	Cost / Area
Place: [IRVIN] IRVIN 008 [BUILDING]						
Area: 303,804 SqFt						
Billing Period: Jun 2018						
ELECTRIC	101,258.00 kWh	345,594 KBtu	1.138 KBtu/SqFt	\$14,626.30	\$0.144 /kWh	\$0.048 /SqFt
NATURALGAS	533.00 CCF	54,899 KBtu	0.181 KBtu/SqFt	\$558.64	\$1.048 /CCF	\$0.002 /SqFt
SEWER	538.00 CCF			\$1,233.76	\$2.293 /CCF	\$0.004 /SqFt
WATER	2,518.00 CCF			\$12,668.11	\$5.031 /CCF	\$0.042 /SqFt
Totals:		400,493 KBtu	1.318 KBtu/SqFt	\$29,086.81		

Energy

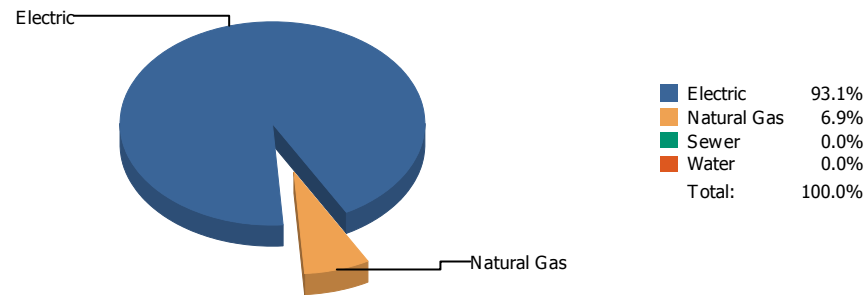


Cost

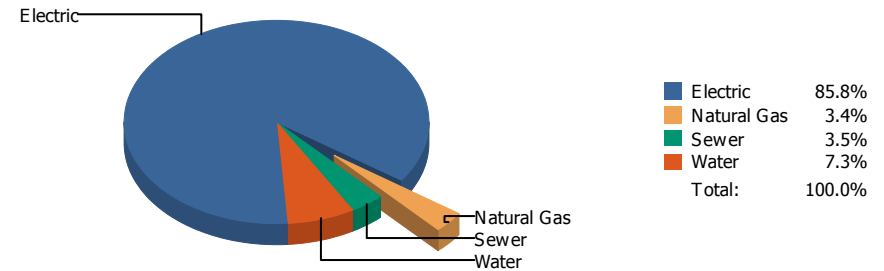


Commodity	Common Use	Energy Use	Energy Use / Area	Total Cost	Cost / Unit	Cost / Area
Place: [JEFFERSN] JEFFERSON 009 [BUILDING]						
Area: 257,708 SqFt						
Billing Period: Jun 2018						
ELECTRIC	126,625.00 kWh	432,171 KBtu	1.677 KBtu/SqFt	\$14,733.10	\$0.116 /kWh	\$0.057 /SqFt
NATURALGAS	628.00 CCF	64,684 KBtu	0.251 KBtu/SqFt	\$1,350.64	\$2.151 /CCF	\$0.005 /SqFt
SEWER	272.00 CCF			\$1,035.84	\$3.808 /CCF	\$0.004 /SqFt
WATER	1,877.00 CCF			\$7,748.77	\$4.128 /CCF	\$0.030 /SqFt
Totals:		496,855 KBtu	1.928 KBtu/SqFt	\$24,868.35		

Energy

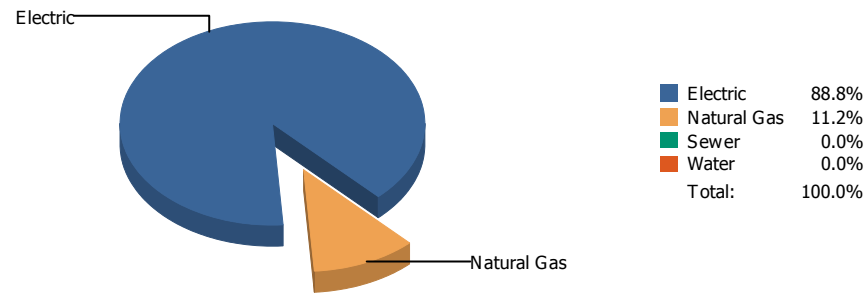


Cost

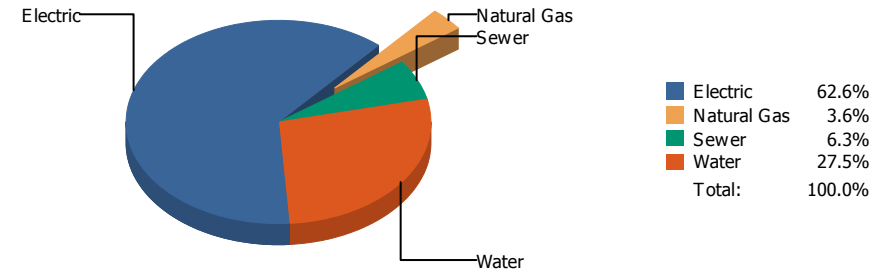


Commodity	Common Use	Energy Use	Energy Use / Area	Total Cost	Cost / Unit	Cost / Area
Place: [JOHNSON] L.B. JOHNSON 155 [BUILDING]						
Area: 87,993 SqFt						
Billing Period: Jun 2018						
ELECTRIC	80,100.00 kWh	273,381 KBtu	3.107 KBtu/SqFt	\$9,039.04	\$0.113 /kWh	\$0.103 /SqFt
NATURALGAS	197.00 CCF	20,291 KBtu	0.231 KBtu/SqFt	\$361.24	\$1.834 /CCF	\$0.004 /SqFt
SEWER	87.00 CCF			\$372.35	\$4.280 /CCF	\$0.004 /SqFt
WATER	291.00 CCF			\$765.93	\$2.632 /CCF	\$0.009 /SqFt
Totals:		293,672 KBtu	3.337 KBtu/SqFt	\$10,538.56		

Energy

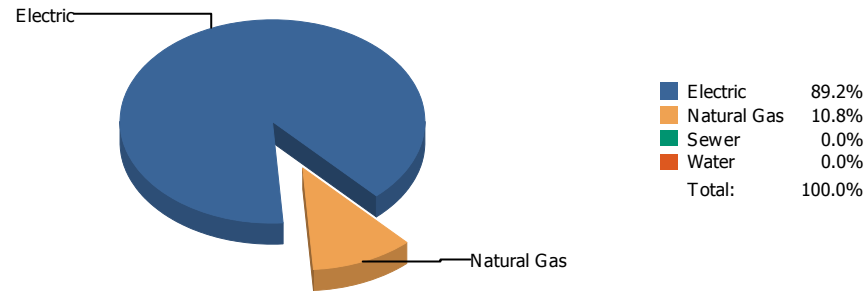


Cost

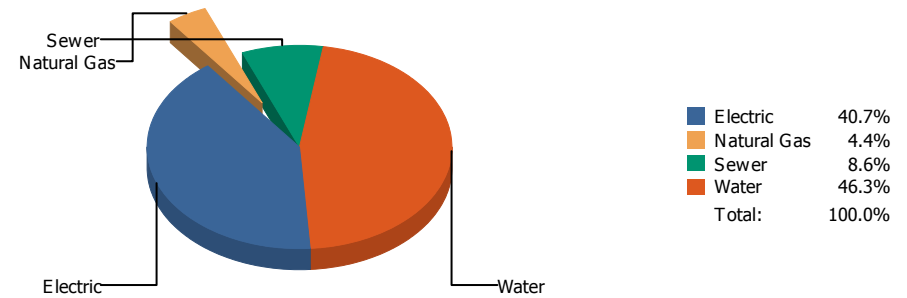


Commodity	Common Use	Energy Use	Energy Use / Area	Total Cost	Cost / Unit	Cost / Area
Place: [KOHLBERG] KOHLBERG ELEMENTARY [BUILDING]						
Area: 99,884 SqFt						
Billing Period: Jun 2018						
ELECTRIC	51,460.00 kWh	175,633 KBtu	1.758 KBtu/SqFt	\$6,488.11	\$0.126 /kWh	\$0.065 /SqFt
NATURALGAS	216.00 CCF	22,248 KBtu	0.223 KBtu/SqFt	\$372.44	\$1.724 /CCF	\$0.004 /SqFt
SEWER	197.00 CCF			\$656.58	\$3.333 /CCF	\$0.007 /SqFt
WATER	647.00 CCF			\$2,853.56	\$4.410 /CCF	\$0.028 /SqFt
Totals:		197,881 KBtu	1.981 KBtu/SqFt	\$10,370.69		

Energy

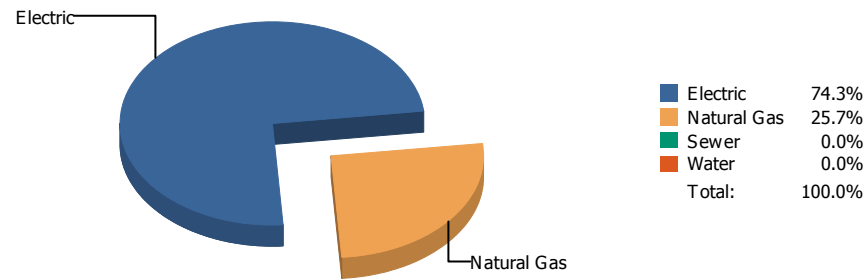


Cost

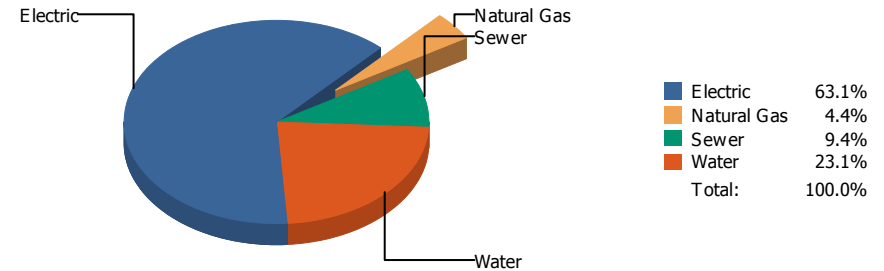


Commodity	Common Use	Energy Use	Energy Use / Area	Total Cost	Cost / Unit	Cost / Area
Place: [LAMAR] LAMAR 125 [BUILDING]						
Area: 76,252 SqFt						
Billing Period: Jun 2018						
ELECTRIC	33,300.00 kWh	113,653 KBtu	1.490 KBtu/SqFt	\$4,170.89	\$0.125 /kWh	\$0.055 /SqFt
NATURALGAS	134.00 CCF	13,802 KBtu	0.181 KBtu/SqFt	\$446.69	\$3.334 /CCF	\$0.006 /SqFt
SEWER	195.00 CCF			\$878.08	\$4.503 /CCF	\$0.011 /SqFt
WATER	923.00 CCF			\$4,740.25	\$5.136 /CCF	\$0.062 /SqFt
Totals:		127,455 KBtu	1.671 KBtu/SqFt	\$10,235.91		

Energy

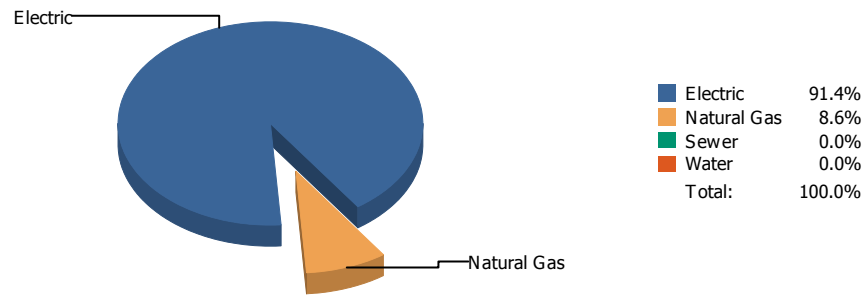


Cost

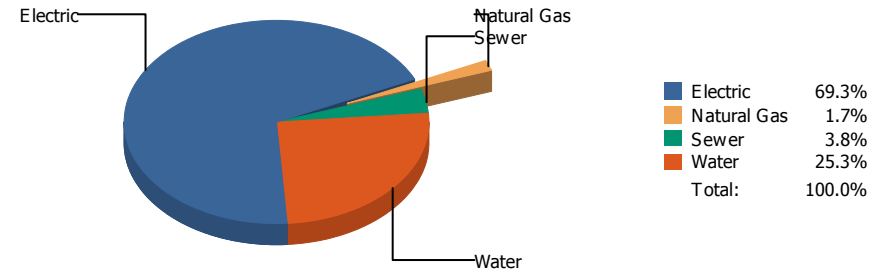


Commodity	Common Use	Energy Use	Energy Use / Area	Total Cost	Cost / Unit	Cost / Area
Place: [LEE] LEE 150 [BUILDING] Area: 78,368 SqFt Billing Period: Jun 2018						
ELECTRIC	22,020.00 kWh	75,154 KBtu	0.959 KBtu/SqFt	\$3,920.64	\$0.178 /kWh	\$0.050 /SqFt
NATURALGAS	253.00 CCF	26,059 KBtu	0.333 KBtu/SqFt	\$271.72	\$1.074 /CCF	\$0.003 /SqFt
SEWER	101.00 CCF			\$584.60	\$5.788 /CCF	\$0.007 /SqFt
WATER	304.00 CCF			\$1,437.11	\$4.727 /CCF	\$0.018 /SqFt
Totals:		101,213 KBtu	1.292 KBtu/SqFt	\$6,214.07		

Energy

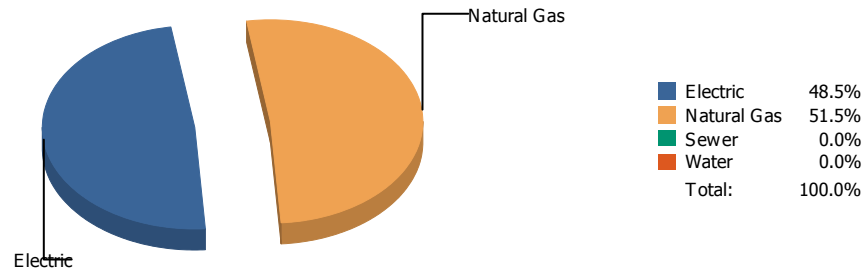


Cost

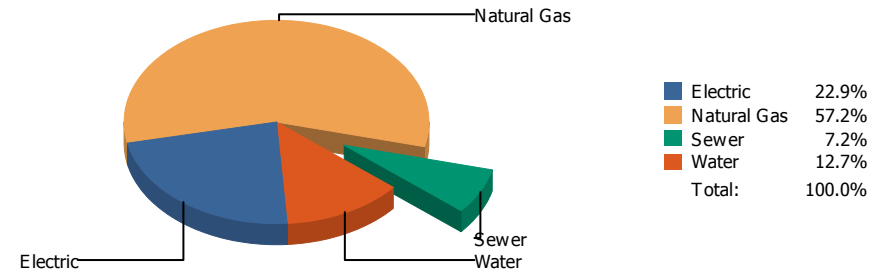


Commodity	Common Use	Energy Use	Energy Use / Area	Total Cost	Cost / Unit	Cost / Area
Place: [LINCOLN] LINCOLN 051 [BUILDING]						
Area: 163,678 SqFt						
Billing Period: Jun 2018						
ELECTRIC	149,950.00 kWh	511,779 KBtu	3.127 KBtu/SqFt	\$16,602.39	\$0.111 /kWh	\$0.101 /SqFt
NATURALGAS	470.00 CCF	48,410 KBtu	0.296 KBtu/SqFt	\$399.62	\$0.850 /CCF	\$0.002 /SqFt
SEWER	365.00 CCF			\$903.33	\$2.475 /CCF	\$0.006 /SqFt
WATER	1,351.00 CCF			\$6,052.69	\$4.480 /CCF	\$0.037 /SqFt
Totals:		560,189 KBtu	3.423 KBtu/SqFt	\$23,958.03		

Energy

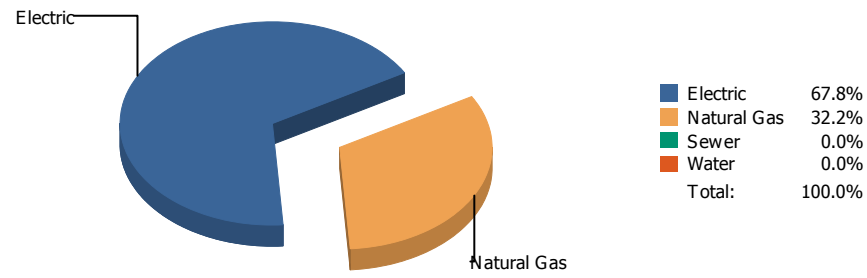


Cost

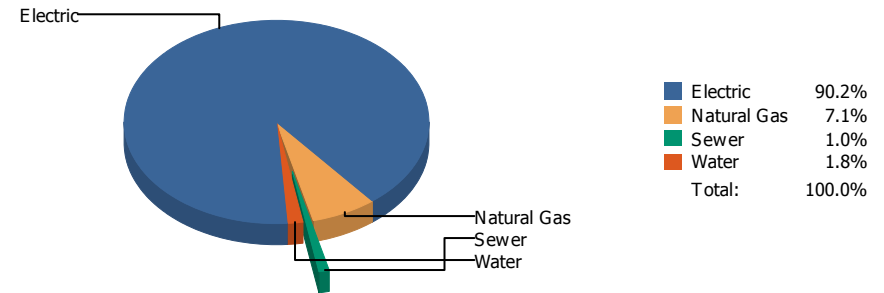


Commodity	Common Use	Energy Use	Energy Use / Area	Total Cost	Cost / Unit	Cost / Area
Place: [LIVE MAT] LIVE MATERIAL CENTER 929 [BUILDING]						
Area: 2,483 SqFt						
Billing Period: Jun 2018						
ELECTRIC	541.00 kWh	1,846 KBtu	0.744 KBtu/SqFt	\$102.54	\$0.190 /kWh	\$0.041 /SqFt
NATURALGAS	19.00 CCF	1,957 KBtu	0.788 KBtu/SqFt	\$256.30	\$13.489 /CCF	\$0.103 /SqFt
SEWER	1.00 CCF			\$32.19	\$32.190 /CCF	\$0.013 /SqFt
WATER	10.00 CCF			\$57.06	\$5.706 /CCF	\$0.023 /SqFt
Totals:		3,803 KBtu	1.532 KBtu/SqFt	\$448.09		

Energy

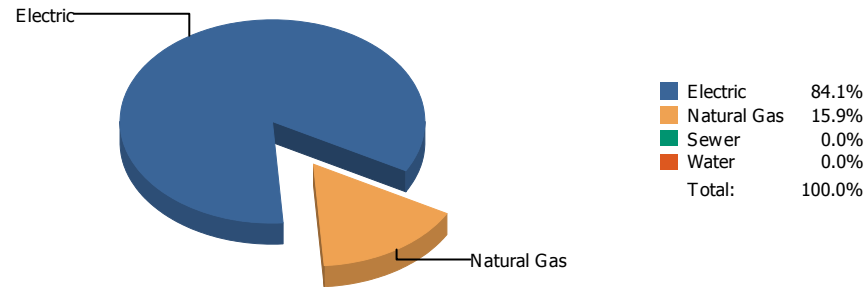


Cost

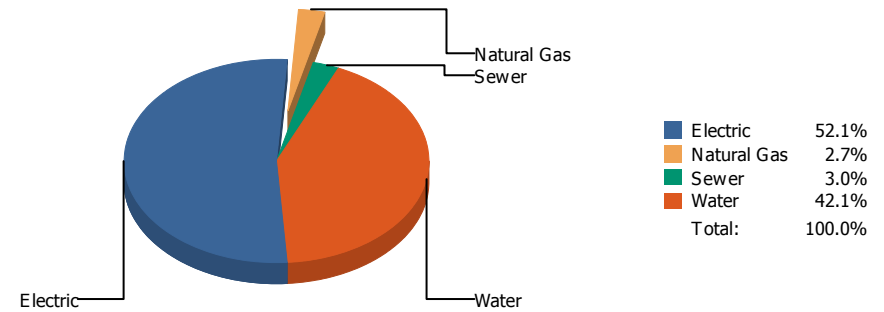


Commodity	Common Use	Energy Use	Energy Use / Area	Total Cost	Cost / Unit	Cost / Area
Place: [LOGAN] LOGAN 128 [BUILDING] Area: 72,248 SqFt Billing Period: Jun 2018						
ELECTRIC	69,600.00 kWh	237,545 KBtu	3.288 KBtu/SqFt	\$9,603.80	\$0.138 /kWh	\$0.133 /SqFt
NATURALGAS	1,093.00 CCF	112,579 KBtu	1.558 KBtu/SqFt	\$754.18	\$0.690 /CCF	\$0.010 /SqFt
SEWER	5.00 CCF			\$102.82	\$20.564 /CCF	\$0.001 /SqFt
WATER	37.00 CCF			\$187.56	\$5.069 /CCF	\$0.003 /SqFt
Totals:		350,124 KBtu	4.846 KBtu/SqFt	\$10,648.36		

Energy

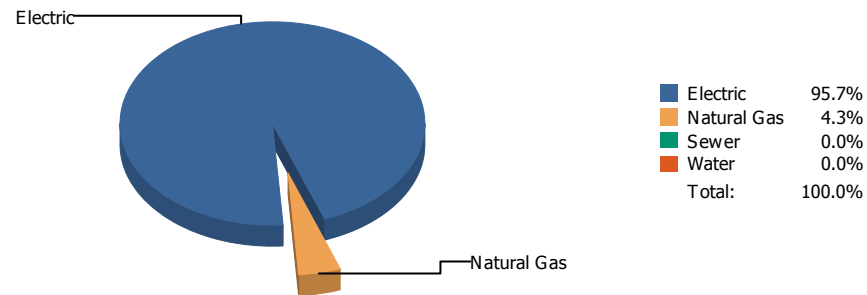


Cost

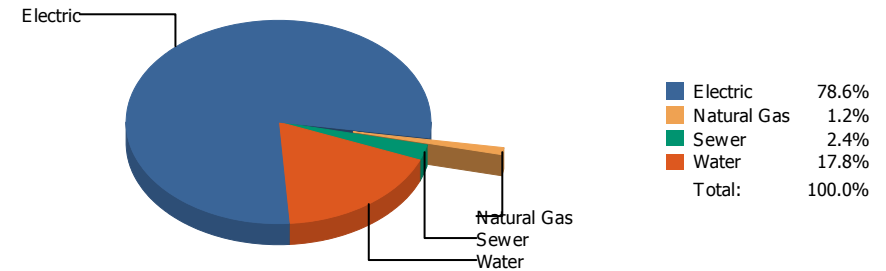


Commodity	Common Use	Energy Use	Energy Use / Area	Total Cost	Cost / Unit	Cost / Area
Place: [LUNDY_2] LUNDY 177 [BUILDING]						
Area: 112,731 SqFt						
Billing Period: Jun 2018						
ELECTRIC	75,000.00 kWh	255,975 KBtu	2.271 KBtu/SqFt	\$9,971.93	\$0.133 /kWh	\$0.088 /SqFt
NATURALGAS	470.00 CCF	48,410 KBtu	0.429 KBtu/SqFt	\$522.17	\$1.111 /CCF	\$0.005 /SqFt
SEWER	134.00 CCF			\$573.50	\$4.280 /CCF	\$0.005 /SqFt
WATER	1,609.00 CCF			\$8,055.56	\$5.007 /CCF	\$0.071 /SqFt
Totals:		304,385 KBtu	2.700 KBtu/SqFt	\$19,123.16		

Energy

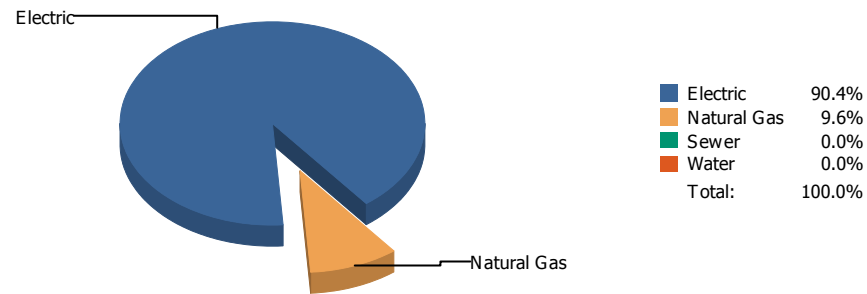


Cost

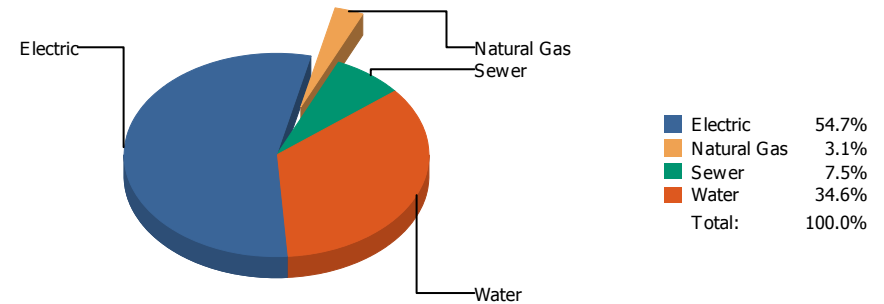


Commodity	Common Use	Energy Use	Energy Use / Area	Total Cost	Cost / Unit	Cost / Area
Place: [MAC] MACARTHUR 129 [BUILDING]						
Area: 143,341 SqFt						
Billing Period: Jun 2018						
ELECTRIC	102,280.00 kWh	349,082 KBtu	2.435 KBtu/SqFt	\$14,133.40	\$0.138 /kWh	\$0.099 /SqFt
NATURALGAS	154.00 CCF	15,862 KBtu	0.111 KBtu/SqFt	\$213.35	\$1.385 /CCF	\$0.001 /SqFt
SEWER	119.00 CCF			\$433.47	\$3.643 /CCF	\$0.003 /SqFt
WATER	678.00 CCF			\$3,202.39	\$4.723 /CCF	\$0.022 /SqFt
Totals:		364,944 KBtu	2.546 KBtu/SqFt	\$17,982.61		

Energy

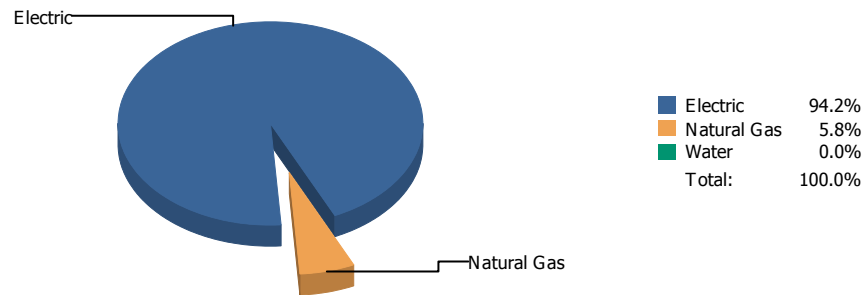


Cost

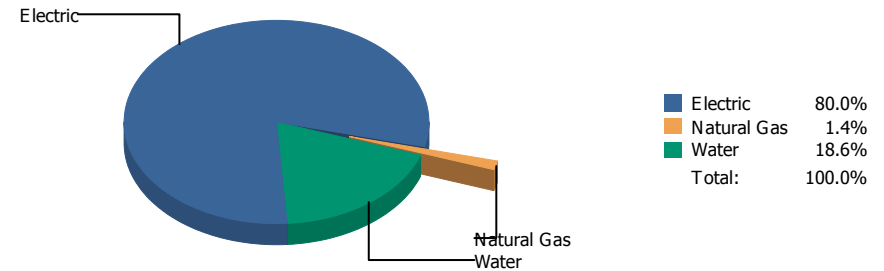


Commodity	Common Use	Energy Use	Energy Use / Area	Total Cost	Cost / Unit	Cost / Area
Place: [MAGOFFIN] MAGOFFIN 047 [BUILDING]						
Area: 76,378 SqFt						
Billing Period: Jun 2018						
ELECTRIC	19,079.00 kWh	65,117 KBtu	0.853 KBtu/SqFt	\$2,828.93	\$0.148 /kWh	\$0.037 /SqFt
NATURALGAS	67.00 CCF	6,901 KBtu	0.090 KBtu/SqFt	\$161.97	\$2.417 /CCF	\$0.002 /SqFt
SEWER	38.00 CCF			\$390.14	\$10.267 /CCF	\$0.005 /SqFt
WATER	251.00 CCF			\$1,789.07	\$7.128 /CCF	\$0.023 /SqFt
Totals:		72,018 KBtu	0.943 KBtu/SqFt	\$5,170.11		

Energy

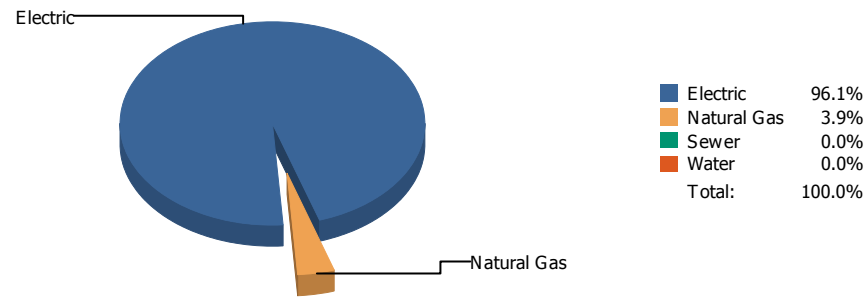


Cost

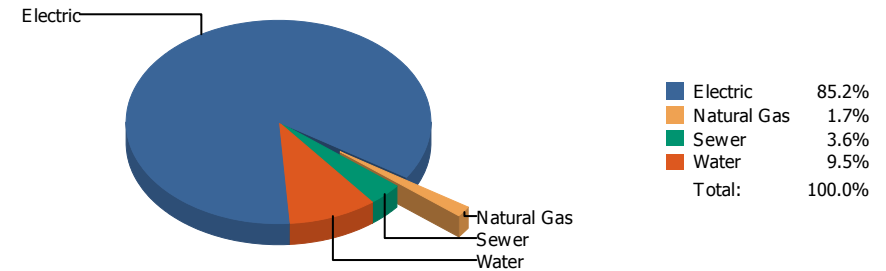


Commodity	Common Use	Energy Use	Energy Use / Area	Total Cost	Cost / Unit	Cost / Area
Place: [MAGOFFINNEWMIDDLESCHOOL] MAGOFFIN NEW MIDDLE SCHOOL [BUILDING]						
Area: 116,136 SqFt						
Billing Period: Jun 2018						
ELECTRIC	124,400.00 kWh	424,577 KBtu	3.656 KBtu/SqFt	\$15,691.28	\$0.126 /kWh	\$0.135 /SqFt
NATURALGAS	252.00 CCF	25,956 KBtu	0.223 KBtu/SqFt	\$271.12	\$1.076 /CCF	\$0.002 /SqFt
WATER	642.00 CCF			\$3,647.43	\$5.681 /CCF	\$0.031 /SqFt
Totals:		450,533 KBtu	3.879 KBtu/SqFt	\$19,609.83		

Energy

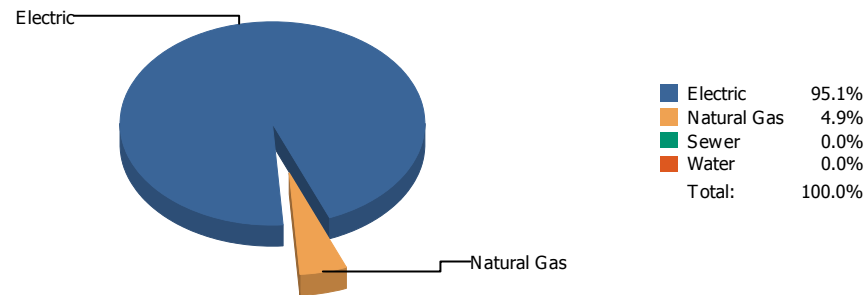


Cost

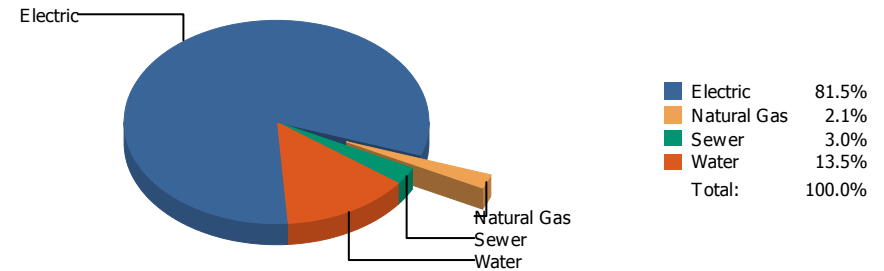


Commodity	Common Use	Energy Use	Energy Use / Area	Total Cost	Cost / Unit	Cost / Area
Place: [MAXINE] MAXINE SILVA HEALTH MAGNET 011 [BUILDING]						
Area: 80,909 SqFt						
Billing Period: Jun 2018						
ELECTRIC	86,100.00 kWh	293,859 KBtu	3.632 KBtu/SqFt	\$9,674.66	\$0.112 /kWh	\$0.120 /SqFt
NATURALGAS	117.00 CCF	12,051 KBtu	0.149 KBtu/SqFt	\$191.51	\$1.637 /CCF	\$0.002 /SqFt
SEWER	105.00 CCF			\$406.73	\$3.874 /CCF	\$0.005 /SqFt
WATER	272.00 CCF			\$1,079.05	\$3.967 /CCF	\$0.013 /SqFt
Totals:		305,910 KBtu	3.781 KBtu/SqFt	\$11,351.95		

Energy



Cost



Commodity	Common Use	Energy Use	Energy Use / Area	Total Cost	Cost / Unit	Cost / Area
Place: [MESITA] MESITA 130 [BUILDING]						
Area: 100,583 SqFt						
Billing Period: Jun 2018						
ELECTRIC	113,880.00 kWh	388,672 KBtu	3.864 KBtu/SqFt	\$14,190.60	\$0.125 /kWh	\$0.141 /SqFt
NATURALGAS	193.00 CCF	19,879 KBtu	0.198 KBtu/SqFt	\$358.89	\$1.860 /CCF	\$0.003 /SqFt
SEWER	104.00 CCF			\$516.20	\$4.963 /CCF	\$0.005 /SqFt
WATER	443.00 CCF			\$2,353.17	\$5.312 /CCF	\$0.023 /SqFt
Totals:		408,551 KBtu	4.062 KBtu/SqFt	\$17,418.86		

Energy

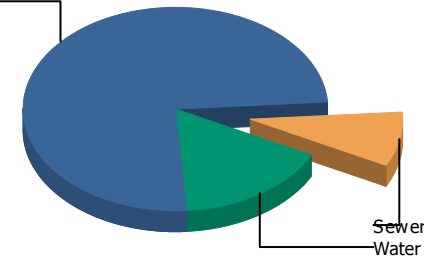
Electric



Electric 100.0%
 Sewer 0.0%
 Water 0.0%
 Total: 100.0%

Cost

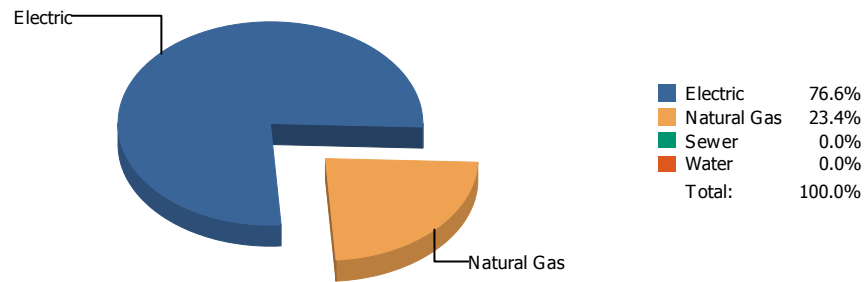
Electric



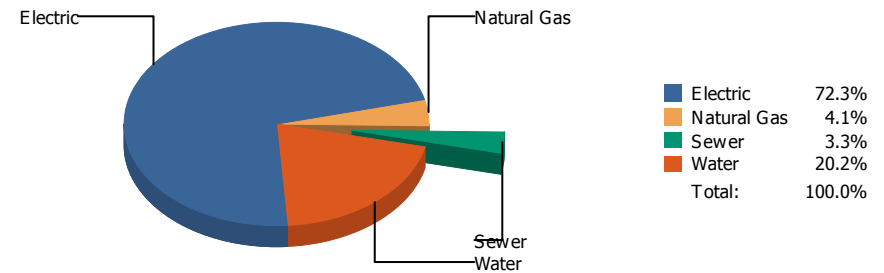
Electric 75.1%
 Sewer 8.5%
 Water 16.4%
 Total: 100.0%

Commodity	Common Use	Energy Use	Energy Use / Area	Total Cost	Cost / Unit	Cost / Area
Place: [MILAM] MILAM 131 [BUILDING]						
Area: 63,641 SqFt						
Billing Period: Jun 2018						
ELECTRIC	14,280.00 kWh	48,738 KBtu	0.766 KBtu/SqFt	\$2,935.13	\$0.206 /kWh	\$0.046 /SqFt
SEWER	66.00 CCF			\$332.24	\$5.034 /CCF	\$0.005 /SqFt
WATER	193.00 CCF			\$642.67	\$3.330 /CCF	\$0.010 /SqFt
Totals:		48,738 KBtu	0.766 KBtu/SqFt	\$3,910.04		

Energy

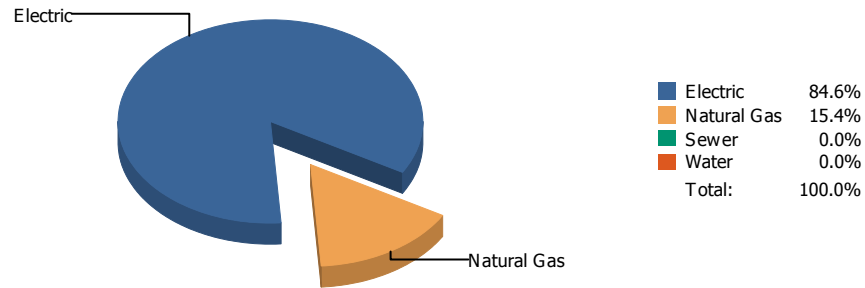


Cost

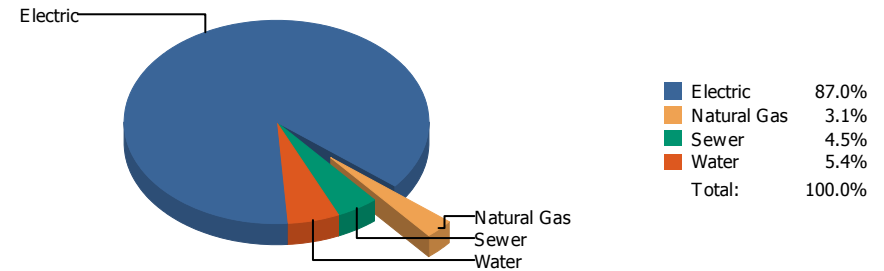


Commodity	Common Use	Energy Use	Energy Use / Area	Total Cost	Cost / Unit	Cost / Area
Place: [MOREHEAD] MOREHEAD 046 [BUILDING]						
Area: 119,353 SqFt						
Billing Period: Jun 2018						
ELECTRIC	102,397.00 kWh	349,481 KBtu	2.928 KBtu/SqFt	\$12,669.98	\$0.124 /kWh	\$0.106 /SqFt
NATURALGAS	1,038.00 CCF	106,914 KBtu	0.896 KBtu/SqFt	\$722.92	\$0.696 /CCF	\$0.006 /SqFt
SEWER	140.00 CCF			\$584.96	\$4.178 /CCF	\$0.005 /SqFt
WATER	1,618.00 CCF			\$3,546.66	\$2.192 /CCF	\$0.030 /SqFt
Totals:		456,395 KBtu	3.824 KBtu/SqFt	\$17,524.52		

Energy

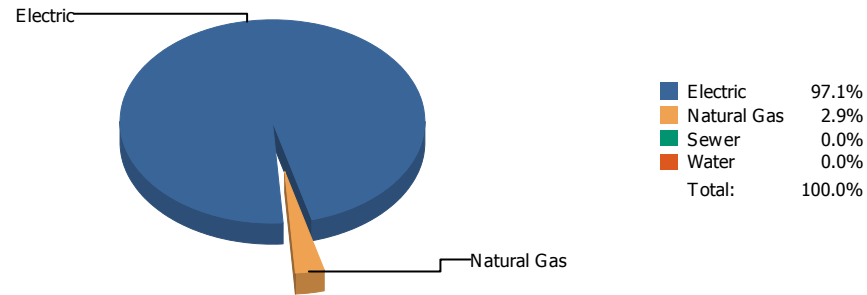


Cost

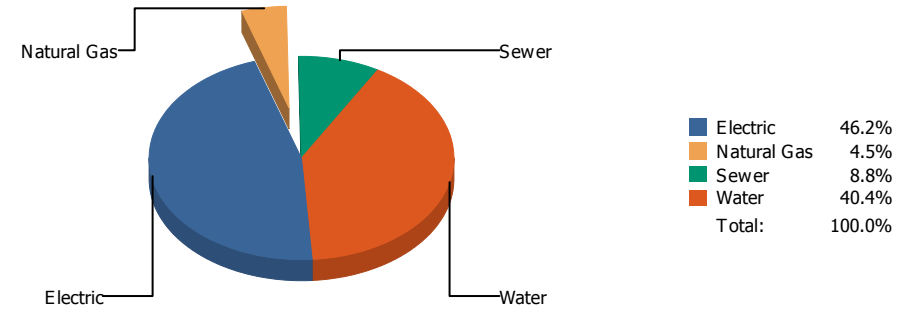


Commodity	Common Use	Energy Use	Energy Use / Area	Total Cost	Cost / Unit	Cost / Area
Place: [MOYE_2] HR MOYE [BUILDING]						
Area: 93,197 SqFt						
Billing Period: Jun 2018						
ELECTRIC	52,560.00 kWh	179,387 KBtu	1.925 KBtu/SqFt	\$8,727.46	\$0.166 /kWh	\$0.094 /SqFt
NATURALGAS	318.00 CCF	32,754 KBtu	0.351 KBtu/SqFt	\$310.03	\$0.975 /CCF	\$0.003 /SqFt
SEWER	71.00 CCF			\$453.17	\$6.383 /CCF	\$0.005 /SqFt
WATER	72.00 CCF			\$544.66	\$7.565 /CCF	\$0.006 /SqFt
Totals:		212,141 KBtu	2.276 KBtu/SqFt	\$10,035.32		

Energy



Cost



Commodity	Common Use	Energy Use	Energy Use / Area	Total Cost	Cost / Unit	Cost / Area
Place: [MULTI-MEDIA CENTER] MULTI-MEDIA CENTER [BUILDING]						
Area: 27,633 SqFt						
Billing Period: Jun 2018						
ELECTRIC	10,932.00 kWh	37,311 KBtu	1.350 KBtu/SqFt	\$1,328.74	\$0.122 /kWh	\$0.048 /SqFt
NATURALGAS	11.00 CCF	1,133 KBtu	0.041 KBtu/SqFt	\$129.02	\$11.729 /CCF	\$0.005 /SqFt
SEWER	84.00 CCF			\$253.71	\$3.020 /CCF	\$0.009 /SqFt
WATER	271.00 CCF			\$1,161.64	\$4.286 /CCF	\$0.042 /SqFt
Totals:		38,444 KBtu	1.391 KBtu/SqFt	\$2,873.11		

Energy

Electric



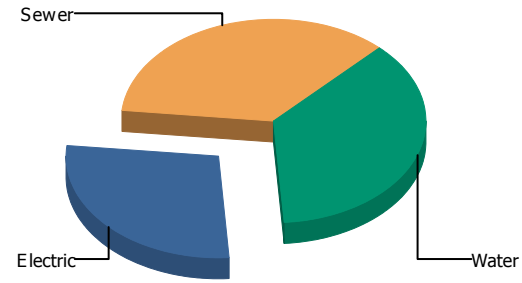
Electric 100.0%
 Sewer 0.0%
 Water 0.0%
 Total: 100.0%

Cost

Sewer

Electric

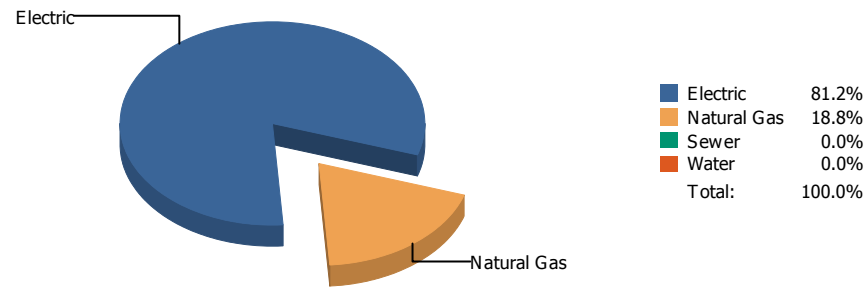
Water



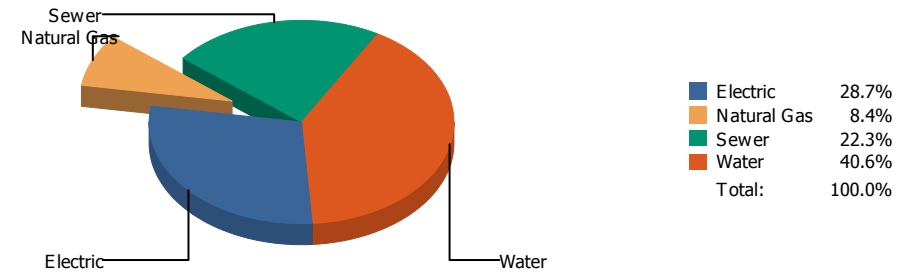
Electric 27.9%
 Sewer 35.4%
 Water 36.7%
 Total: 100.0%

Commodity	Common Use	Energy Use	Energy Use / Area	Total Cost	Cost / Unit	Cost / Area
Place: [NE AREA OFFICES] N.E. AREA OFFICES 882 [BUILDING]						
Area: 7,328 SqFt						
Billing Period: Jun 2018						
ELECTRIC	240.00 kWh	819 KBtu	0.112 KBtu/SqFt	\$47.81	\$0.199 /kWh	\$0.007 /SqFt
SEWER	0.00 CCF			\$60.56	\$0.000 /CCF	\$0.008 /SqFt
WATER	11.00 CCF			\$62.91	\$5.719 /CCF	\$0.008 /SqFt
Totals:		819 KBtu	0.112 KBtu/SqFt	\$171.28		

Energy

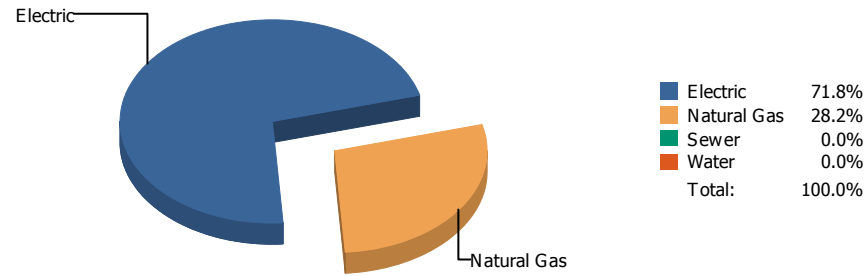


Cost

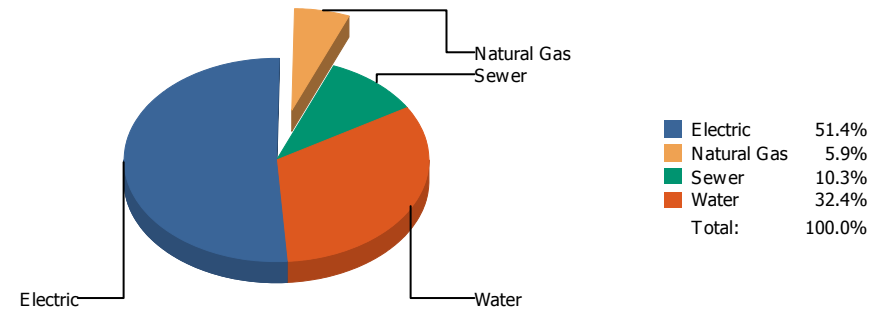


Commodity	Common Use	Energy Use	Energy Use / Area	Total Cost	Cost / Unit	Cost / Area
Place: [NE TRANSPORTATION] N.E. TRANSPORTATION 826 [BUILDING] Area: 5,995 SqFt Billing Period: Jun 2018						
ELECTRIC	5,347.00 kWh	18,249 KBtu	3.044 KBtu/SqFt	\$501.00	\$0.094 /kWh	\$0.084 /SqFt
NATURALGAS	41.00 CCF	4,223 KBtu	0.704 KBtu/SqFt	\$146.71	\$3.578 /CCF	\$0.024 /SqFt
SEWER	38.00 CCF			\$390.14	\$10.267 /CCF	\$0.065 /SqFt
WATER	175.00 CCF			\$710.37	\$4.059 /CCF	\$0.118 /SqFt
Totals:		22,472 KBtu	3.749 KBtu/SqFt	\$1,748.22		

Energy

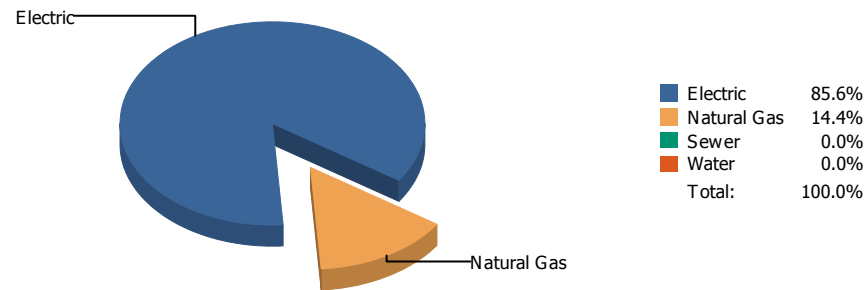


Cost

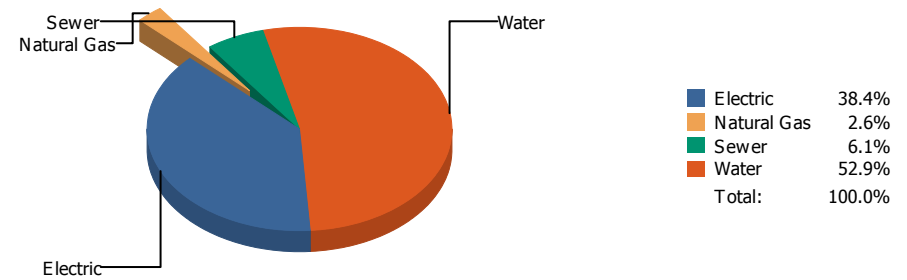


Commodity	Common Use	Energy Use	Energy Use / Area	Total Cost	Cost / Unit	Cost / Area
Place: [NEWMAN] NEWMAN ELEMENTARY 133 [BUILDING]						
Area: 73,291 SqFt						
Billing Period: Jun 2018						
ELECTRIC	19,450.00 kWh	66,383 KBtu	0.906 KBtu/SqFt	\$4,515.92	\$0.232 /kWh	\$0.062 /SqFt
NATURALGAS	253.00 CCF	26,059 KBtu	0.356 KBtu/SqFt	\$516.82	\$2.043 /CCF	\$0.007 /SqFt
SEWER	386.00 CCF			\$904.66	\$2.344 /CCF	\$0.012 /SqFt
WATER	889.00 CCF			\$2,849.64	\$3.205 /CCF	\$0.039 /SqFt
Totals:		92,442 KBtu	1.261 KBtu/SqFt	\$8,787.04		

Energy

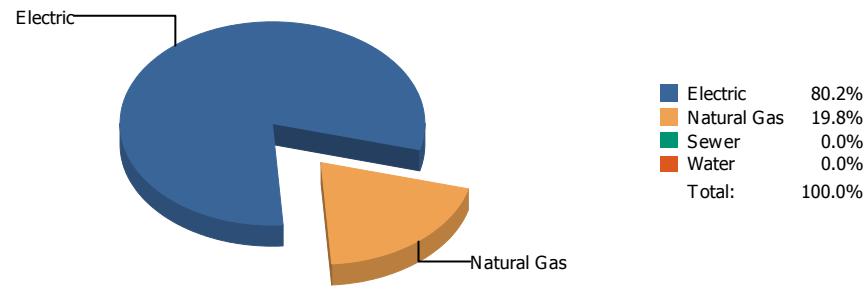


Cost

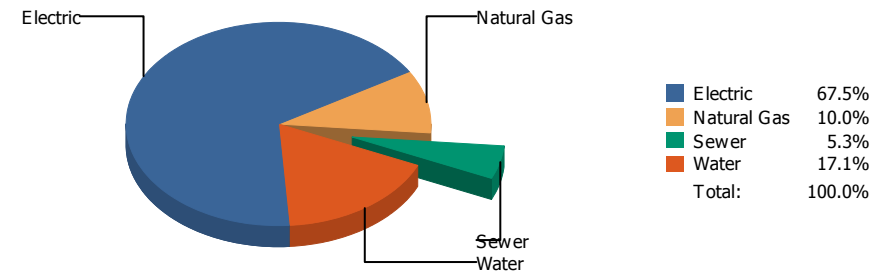


Commodity	Common Use	Energy Use	Energy Use / Area	Total Cost	Cost / Unit	Cost / Area
Place: [NIXON] L.A. NIXON 161 [BUILDING] Area: 76,873 SqFt Billing Period: Jun 2018						
ELECTRIC	32,520.00 kWh	110,991 KBtu	1.444 KBtu/SqFt	\$5,198.00	\$0.160 /kWh	\$0.068 /SqFt
NATURALGAS	182.00 CCF	18,746 KBtu	0.244 KBtu/SqFt	\$352.41	\$1.936 /CCF	\$0.004 /SqFt
SEWER	237.00 CCF			\$826.25	\$3.486 /CCF	\$0.011 /SqFt
WATER	1,204.00 CCF			\$7,149.96	\$5.939 /CCF	\$0.093 /SqFt
Totals:		129,737 KBtu	1.688 KBtu/SqFt	\$13,526.62		

Energy

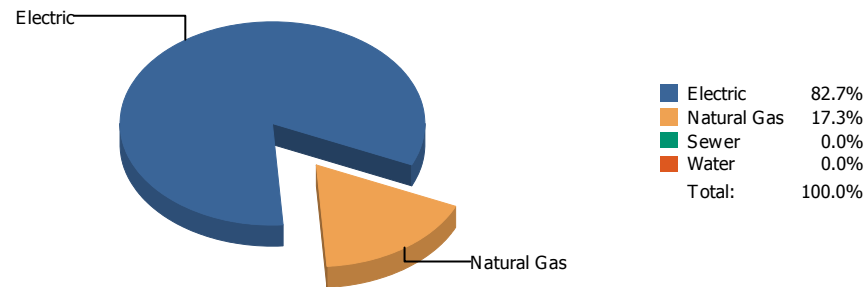


Cost

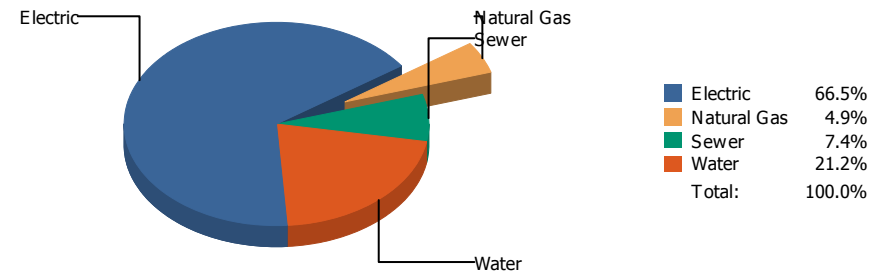


Commodity	Common Use	Energy Use	Energy Use / Area	Total Cost	Cost / Unit	Cost / Area
Place: [OCC. CTR] OCCUPATIONAL CTR. [BUILDING]						
Area: 11,845 SqFt						
Billing Period: Jun 2018						
ELECTRIC	8,300.00 kWh	28,328 KBtu	2.392 KBtu/SqFt	\$1,093.20	\$0.132 /kWh	\$0.092 /SqFt
NATURALGAS	68.00 CCF	7,004 KBtu	0.591 KBtu/SqFt	\$162.66	\$2.392 /CCF	\$0.014 /SqFt
SEWER	6.00 CCF			\$85.59	\$14.265 /CCF	\$0.007 /SqFt
WATER	37.00 CCF			\$277.09	\$7.489 /CCF	\$0.023 /SqFt
Totals:		35,332 KBtu	2.983 KBtu/SqFt	\$1,618.54		

Energy

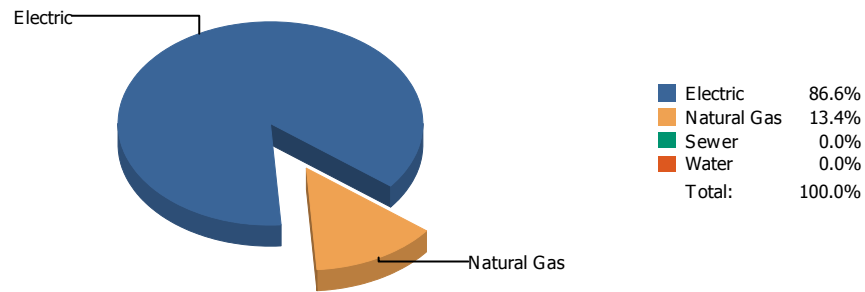


Cost

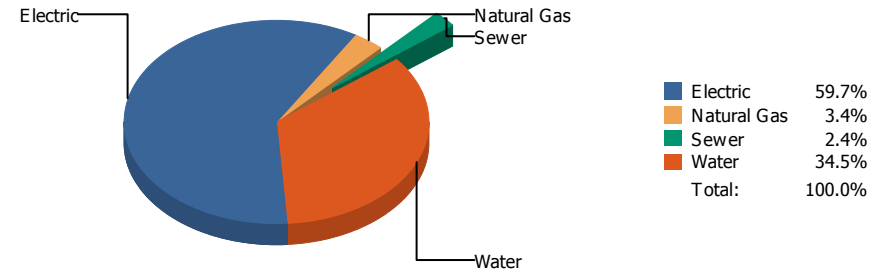


Commodity	Common Use	Energy Use	Energy Use / Area	Total Cost	Cost / Unit	Cost / Area
Place: [PARK] PARK 134 [BUILDING] Area: 63,609 SqFt Billing Period: Jun 2018						
ELECTRIC	32,545.00 kWh	111,076 KBtu	1.746 KBtu/SqFt	\$5,169.69	\$0.159 /kWh	\$0.081 /SqFt
NATURALGAS	226.00 CCF	23,278 KBtu	0.366 KBtu/SqFt	\$378.08	\$1.673 /CCF	\$0.006 /SqFt
SEWER	167.00 CCF			\$577.73	\$3.459 /CCF	\$0.009 /SqFt
WATER	439.00 CCF			\$1,650.91	\$3.761 /CCF	\$0.026 /SqFt
Totals:		134,354 KBtu	2.112 KBtu/SqFt	\$7,776.41		

Energy

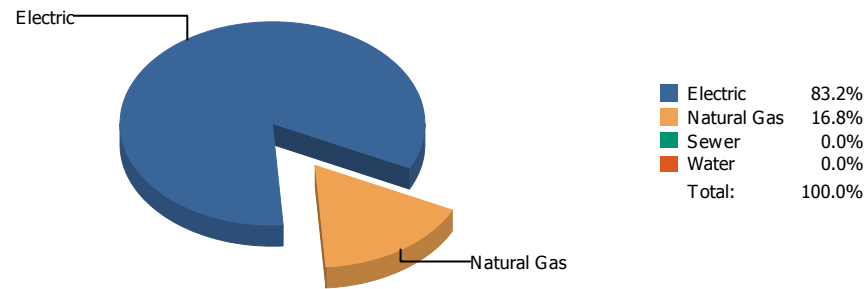


Cost

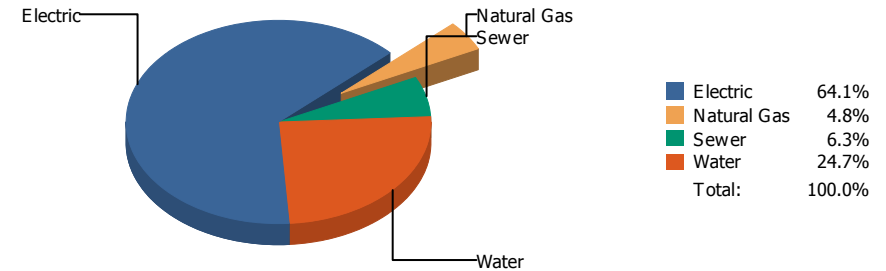


Commodity	Common Use	Energy Use	Energy Use / Area	Total Cost	Cost / Unit	Cost / Area
Place: [PAUL MORENO_1] PAUL MORENO 167 [BUILDING]						
Area: 87,824 SqFt						
Billing Period: Jun 2018						
ELECTRIC	51,600.00 kWh	176,111 KBtu	2.005 KBtu/SqFt	\$7,096.07	\$0.138 /kWh	\$0.081 /SqFt
NATURALGAS	265.00 CCF	27,295 KBtu	0.311 KBtu/SqFt	\$401.36	\$1.515 /CCF	\$0.004 /SqFt
SEWER	5.00 CCF			\$289.86	\$57.972 /CCF	\$0.003 /SqFt
WATER	653.00 CCF			\$4,107.27	\$6.290 /CCF	\$0.047 /SqFt
Totals:		203,406 KBtu	2.316 KBtu/SqFt	\$11,894.56		

Energy

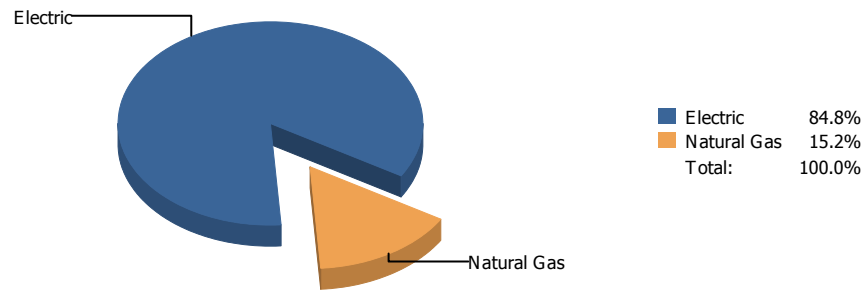


Cost

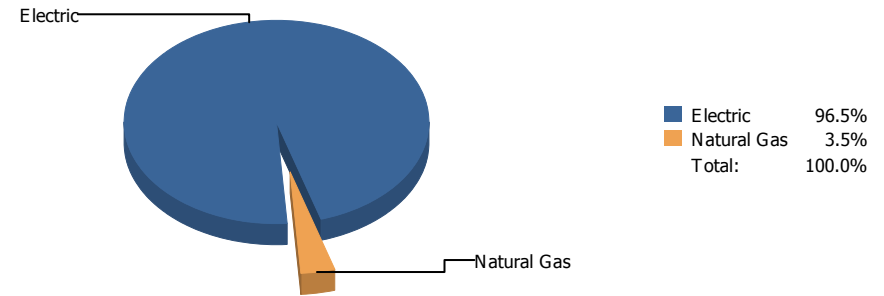


Commodity	Common Use	Energy Use	Energy Use / Area	Total Cost	Cost / Unit	Cost / Area
Place: [POLK] POLK 159 [BUILDING] Area: 67,321 SqFt Billing Period: Jun 2018						
ELECTRIC	42,600.00 kWh	145,394 KBtu	2.160 KBtu/SqFt	\$5,520.02	\$0.130 /kWh	\$0.082 /SqFt
NATURALGAS	285.00 CCF	29,355 KBtu	0.436 KBtu/SqFt	\$413.13	\$1.450 /CCF	\$0.006 /SqFt
SEWER	178.00 CCF			\$546.16	\$3.068 /CCF	\$0.008 /SqFt
WATER	531.00 CCF			\$2,129.01	\$4.009 /CCF	\$0.032 /SqFt
Totals:		174,749 KBtu	2.596 KBtu/SqFt	\$8,608.32		

Energy

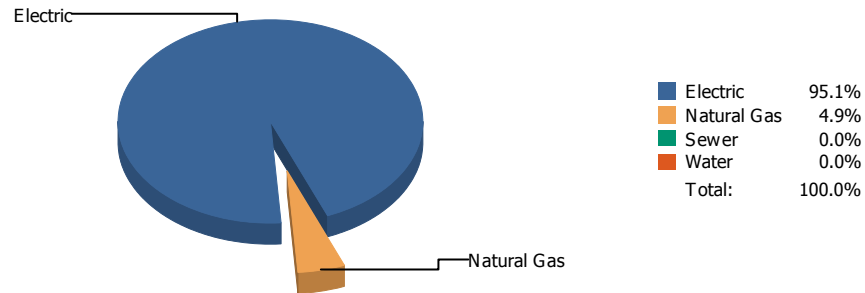


Cost

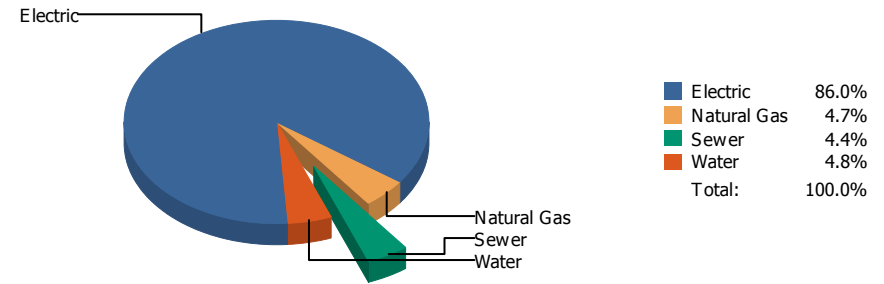


Commodity	Common Use	Energy Use	Energy Use / Area	Total Cost	Cost / Unit	Cost / Area
Place: [POWELL_2] POWELL Area: 79,770 SqFt Billing Period: Jun 2018						
ELECTRIC	50,640.00 kWh	172,834 KBtu	2.167 KBtu/SqFt	\$8,198.77	\$0.162 /kWh	\$0.103 /SqFt
NATURALGAS	301.00 CCF	31,003 KBtu	0.389 KBtu/SqFt	\$299.99	\$0.997 /CCF	\$0.004 /SqFt
Totals:		203,837 KBtu	2.555 KBtu/SqFt	\$8,498.76		

Energy

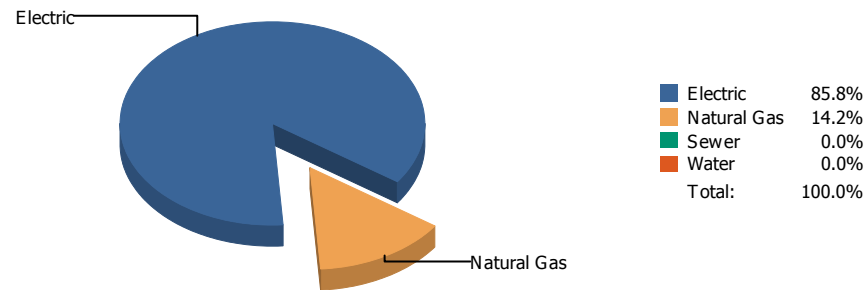


Cost

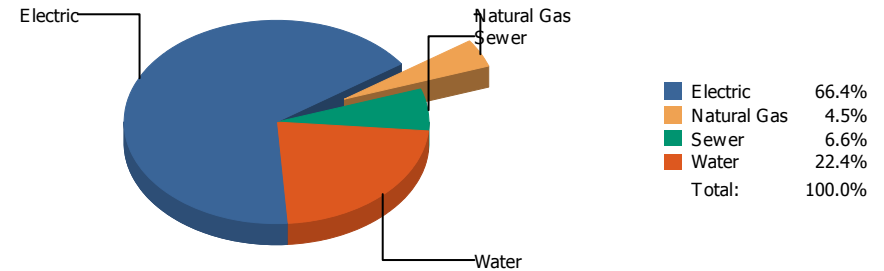


Commodity	Common Use	Energy Use	Energy Use / Area	Total Cost	Cost / Unit	Cost / Area
Place: [PROFESSIONAL DEV] EPISD PROF DEVELOPMENT CENTER931 [BUILDING]						
Area: 18,400 SqFt						
Billing Period: Jun 2018						
ELECTRIC	20,080.00 kWh	68,533 KBtu	3.725 KBtu/SqFt	\$2,595.99	\$0.129 /kWh	\$0.141 /SqFt
NATURALGAS	34.00 CCF	3,502 KBtu	0.190 KBtu/SqFt	\$142.59	\$4.194 /CCF	\$0.008 /SqFt
SEWER	31.00 CCF			\$133.34	\$4.301 /CCF	\$0.007 /SqFt
WATER	19.00 CCF			\$145.80	\$7.674 /CCF	\$0.008 /SqFt
Totals:		72,035 KBtu	3.915 KBtu/SqFt	\$3,017.72		

Energy

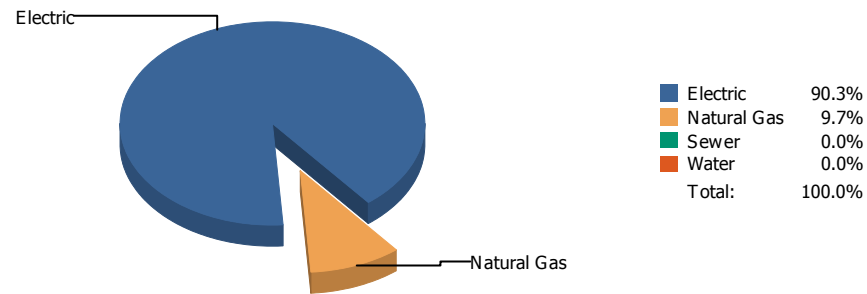


Cost

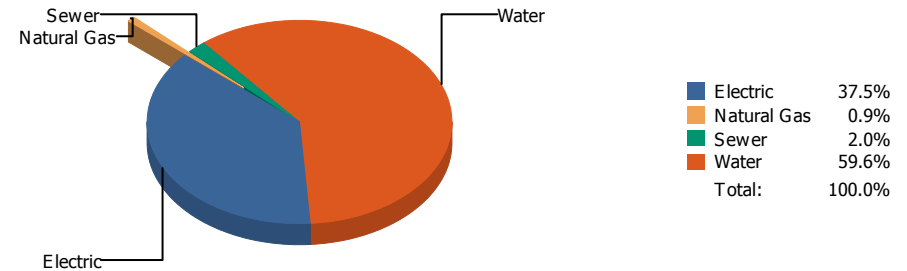


Commodity	Common Use	Energy Use	Energy Use / Area	Total Cost	Cost / Unit	Cost / Area
Place: [PUTNAM] PUTNAM 135 [BUILDING] Area: 61,978 SqFt Billing Period: Jun 2018						
ELECTRIC	43,111.00 kWh	147,138 KBtu	2.374 KBtu/SqFt	\$5,651.17	\$0.131 /kWh	\$0.091 /SqFt
NATURALGAS	236.00 CCF	24,308 KBtu	0.392 KBtu/SqFt	\$384.24	\$1.628 /CCF	\$0.006 /SqFt
SEWER	239.00 CCF			\$565.45	\$2.366 /CCF	\$0.009 /SqFt
WATER	570.00 CCF			\$1,908.12	\$3.348 /CCF	\$0.031 /SqFt
Totals:		171,446 KBtu	2.766 KBtu/SqFt	\$8,508.98		

Energy

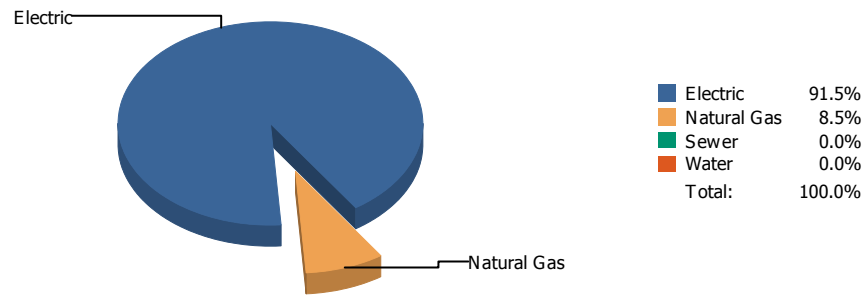


Cost

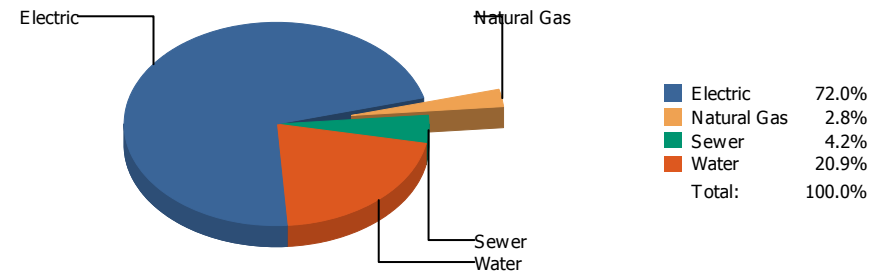


Commodity	Common Use	Energy Use	Energy Use / Area	Total Cost	Cost / Unit	Cost / Area
Place: [RICHARDS] RICHARDSON [BUILDING]						
Area: 115,872 SqFt						
Billing Period: Jun 2018						
ELECTRIC	85,500.00 kWh	291,812 KBtu	2.518 KBtu/SqFt	\$12,100.90	\$0.142 /kWh	\$0.104 /SqFt
NATURALGAS	303.00 CCF	31,209 KBtu	0.269 KBtu/SqFt	\$301.18	\$0.994 /CCF	\$0.003 /SqFt
SEWER	222.00 CCF			\$630.20	\$2.839 /CCF	\$0.005 /SqFt
WATER	2,859.00 CCF			\$19,244.76	\$6.731 /CCF	\$0.166 /SqFt
Totals:		323,021 KBtu	2.788 KBtu/SqFt	\$32,277.04		

Energy

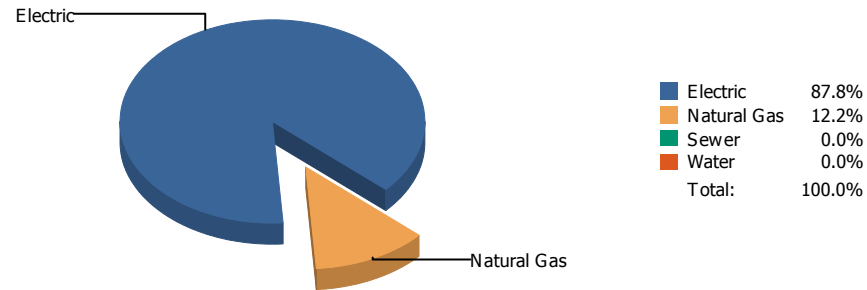


Cost

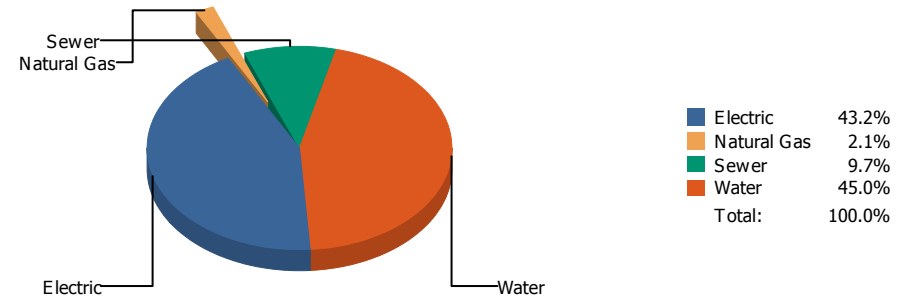


Commodity	Common Use	Energy Use	Energy Use / Area	Total Cost	Cost / Unit	Cost / Area
Place: [RIVERA] RIVERA 156 [BUILDING] Area: 77,562 SqFt Billing Period: Jun 2018						
ELECTRIC	68,293.00 kWh	233,084 KBtu	3.005 KBtu/SqFt	\$9,506.77	\$0.139 /kWh	\$0.123 /SqFt
NATURALGAS	209.00 CCF	21,527 KBtu	0.278 KBtu/SqFt	\$368.32	\$1.762 /CCF	\$0.005 /SqFt
SEWER	136.00 CCF			\$559.21	\$4.112 /CCF	\$0.007 /SqFt
WATER	553.00 CCF			\$2,763.54	\$4.997 /CCF	\$0.035 /SqFt
Totals:		254,611 KBtu	3.283 KBtu/SqFt	\$13,197.84		

Energy

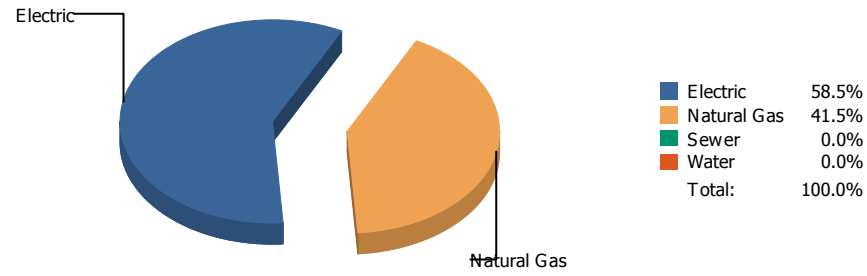


Cost

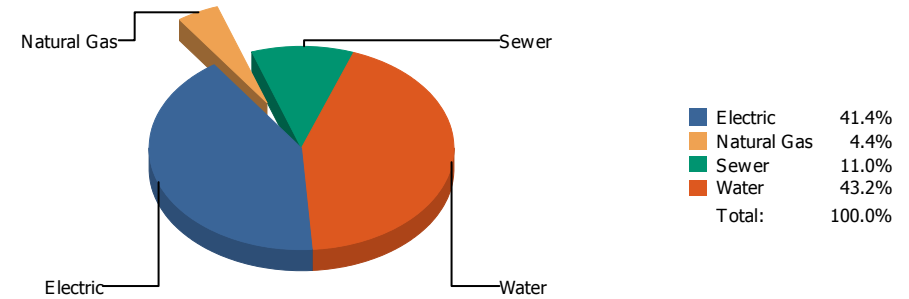


Commodity	Common Use	Energy Use	Energy Use / Area	Total Cost	Cost / Unit	Cost / Area
Place: [ROBERTS] ROBERTS 136 [BUILDING]						
Area: 81,457 SqFt						
Billing Period: Jun 2018						
ELECTRIC	43,960.00 kWh	150,035 KBtu	1.842 KBtu/SqFt	\$5,052.08	\$0.115 /kWh	\$0.062 /SqFt
NATURALGAS	202.00 CCF	20,806 KBtu	0.255 KBtu/SqFt	\$241.63	\$1.196 /CCF	\$0.003 /SqFt
SEWER	488.00 CCF			\$1,138.26	\$2.333 /CCF	\$0.014 /SqFt
WATER	1,428.00 CCF			\$5,255.66	\$3.680 /CCF	\$0.064 /SqFt
Totals:		170,841 KBtu	2.097 KBtu/SqFt	\$11,687.63		

Energy

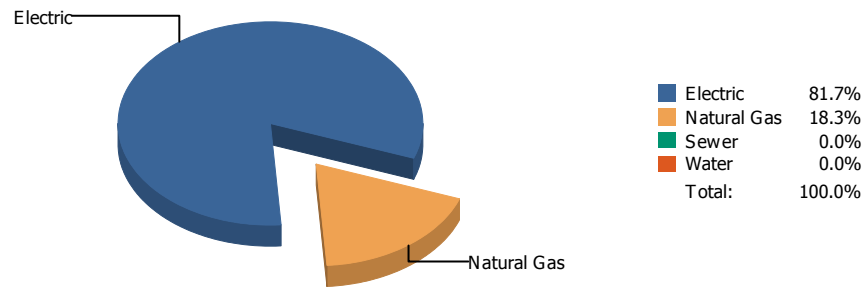


Cost

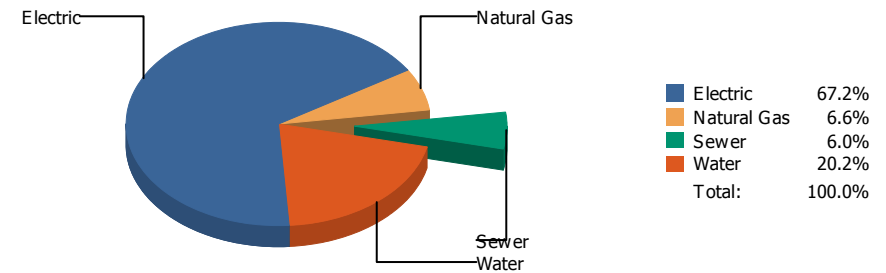


Commodity	Common Use	Energy Use	Energy Use / Area	Total Cost	Cost / Unit	Cost / Area
Place: [ROSS] ROSS 042 [BUILDING] Area: 131,497 SqFt Billing Period: Jun 2018						
ELECTRIC	51,747.00 kWh	176,613 KBtu	1.343 KBtu/SqFt	\$7,809.24	\$0.151 /kWh	\$0.059 /SqFt
NATURALGAS	1,217.00 CCF	125,351 KBtu	0.953 KBtu/SqFt	\$824.59	\$0.678 /CCF	\$0.006 /SqFt
SEWER	979.00 CCF			\$2,076.07	\$2.121 /CCF	\$0.016 /SqFt
WATER	2,497.00 CCF			\$8,144.83	\$3.262 /CCF	\$0.062 /SqFt
Totals:		301,964 KBtu	2.296 KBtu/SqFt	\$18,854.73		

Energy



Cost



Commodity	Common Use	Energy Use	Energy Use / Area	Total Cost	Cost / Unit	Cost / Area
Place: [RUSK] RUSK 138 [BUILDING] Area: 67,240 SqFt Billing Period: Jun 2018						
ELECTRIC	22,342.00 kWh	76,253 KBtu	1.134 KBtu/SqFt	\$3,484.22	\$0.156 /kWh	\$0.052 /SqFt
NATURALGAS	166.00 CCF	17,098 KBtu	0.254 KBtu/SqFt	\$343.01	\$2.066 /CCF	\$0.005 /SqFt
SEWER	58.00 CCF			\$312.46	\$5.387 /CCF	\$0.005 /SqFt
WATER	214.00 CCF			\$1,047.05	\$4.893 /CCF	\$0.015 /SqFt
Totals:		93,351 KBtu	1.388 KBtu/SqFt	\$5,186.74		

Energy

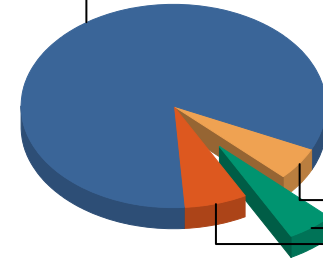
Electric



Electric	100.0%
Natural Gas	0.0%
Sewer	0.0%
Water	0.0%
Total:	100.0%

Cost

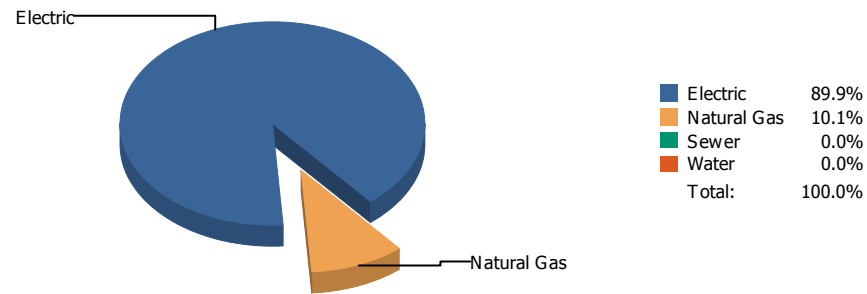
Electric



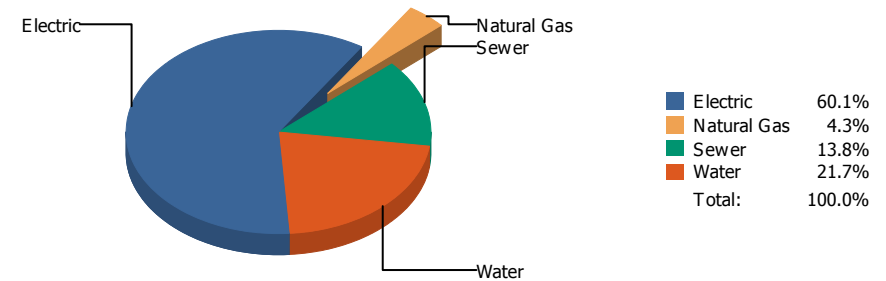
Electric	83.0%
Natural Gas	5.3%
Sewer	5.1%
Water	6.7%
Total:	100.0%

Commodity	Common Use	Energy Use	Energy Use / Area	Total Cost	Cost / Unit	Cost / Area
Place: [SAN JAC] SAN JACINTO 139 [BUILDING]						
Area: 29,589 SqFt						
Billing Period: Jun 2018						
ELECTRIC	13,400.00 kWh	45,734 KBtu	1.546 KBtu/SqFt	\$1,937.02	\$0.145 /kWh	\$0.065 /SqFt
NATURALGAS	0.00 CCF	0 KBtu	0.000 KBtu/SqFt	\$122.56	\$0.000 /CCF	\$0.004 /SqFt
SEWER	13.00 CCF			\$118.10	\$9.085 /CCF	\$0.004 /SqFt
WATER	22.00 CCF			\$155.31	\$7.060 /CCF	\$0.005 /SqFt
Totals:		45,734 KBtu	1.546 KBtu/SqFt	\$2,332.99		

Energy

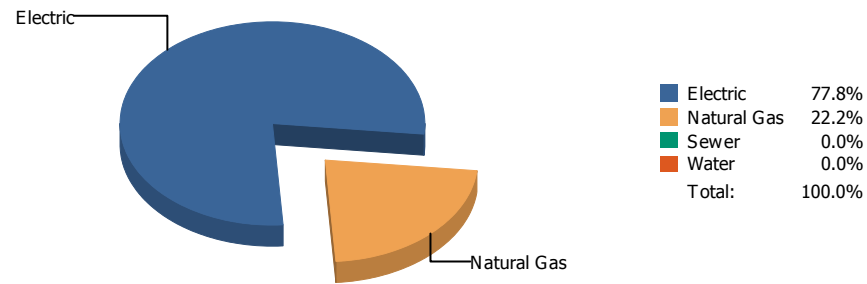


Cost

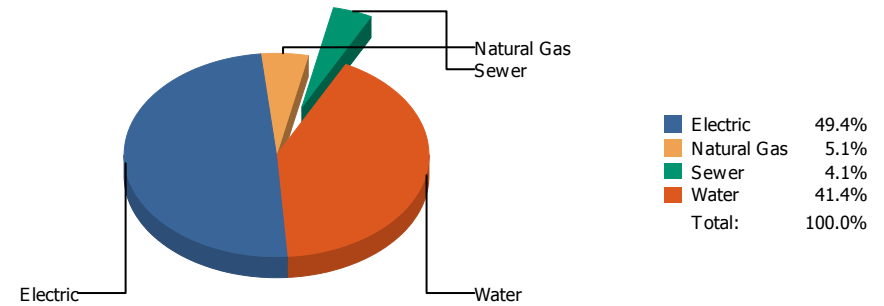


Commodity	Common Use	Energy Use	Energy Use / Area	Total Cost	Cost / Unit	Cost / Area
Place: [SCHUSTER] SCHUSTER 140 [BUILDING] Area: 34,371 SqFt Billing Period: Jun 2018						
ELECTRIC	12,646.00 kWh	43,161 KBtu	1.256 KBtu/SqFt	\$2,083.26	\$0.165 /kWh	\$0.061 /SqFt
NATURALGAS	47.00 CCF	4,841 KBtu	0.141 KBtu/SqFt	\$150.25	\$3.197 /CCF	\$0.004 /SqFt
SEWER	202.00 CCF			\$479.09	\$2.372 /CCF	\$0.014 /SqFt
WATER	299.00 CCF			\$750.86	\$2.511 /CCF	\$0.022 /SqFt
Totals:		48,002 KBtu	1.397 KBtu/SqFt	\$3,463.46		

Energy

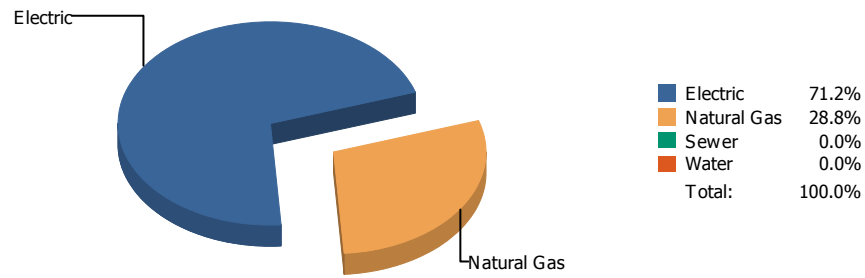


Cost

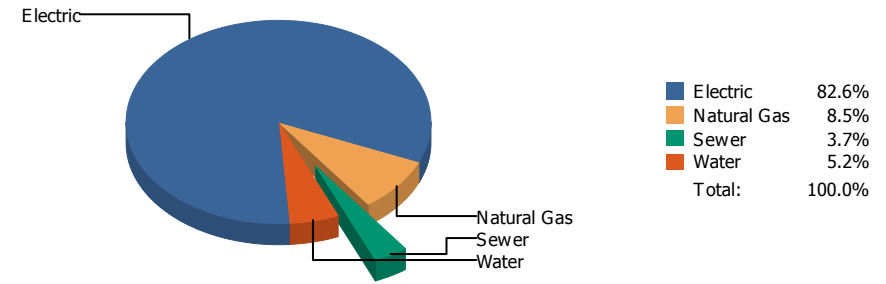


Commodity	Common Use	Energy Use	Energy Use / Area	Total Cost	Cost / Unit	Cost / Area
Place: [STANTON] STANTON 141 [BUILDING] Area: 75,957 SqFt Billing Period: Jun 2018						
ELECTRIC	21,066.00 kWh	71,898 KBtu	0.947 KBtu/SqFt	\$3,513.74	\$0.167 /kWh	\$0.046 /SqFt
NATURALGAS	199.00 CCF	20,497 KBtu	0.270 KBtu/SqFt	\$362.51	\$1.822 /CCF	\$0.005 /SqFt
SEWER	66.00 CCF			\$293.46	\$4.446 /CCF	\$0.004 /SqFt
WATER	483.00 CCF			\$2,949.55	\$6.107 /CCF	\$0.039 /SqFt
Totals:		92,395 KBtu	1.216 KBtu/SqFt	\$7,119.26		

Energy

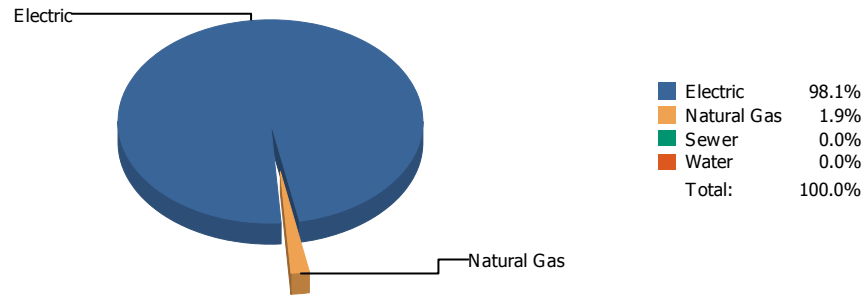


Cost

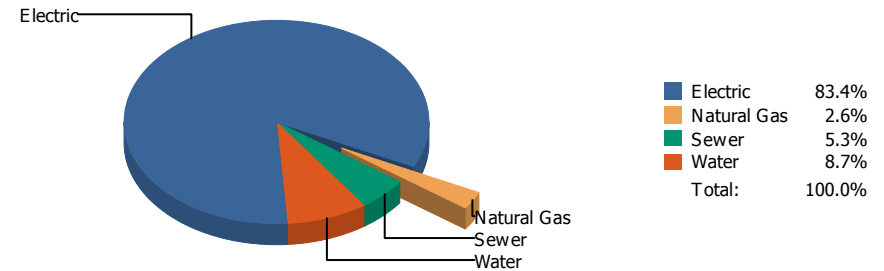


Commodity	Common Use	Energy Use	Energy Use / Area	Total Cost	Cost / Unit	Cost / Area
Place: [SUNSET HIGH_1] SUNSET HIGH SCHOOL [BUILDING]						
Area: 33,263 SqFt						
Billing Period: Jun 2018						
ELECTRIC	24,720.00 kWh	84,369 KBtu	2.536 KBtu/SqFt	\$3,082.31	\$0.125 /kWh	\$0.093 /SqFt
NATURALGAS	332.00 CCF	34,196 KBtu	1.028 KBtu/SqFt	\$318.30	\$0.959 /CCF	\$0.010 /SqFt
SEWER	23.00 CCF			\$137.20	\$5.965 /CCF	\$0.004 /SqFt
WATER	40.00 CCF			\$194.01	\$4.850 /CCF	\$0.006 /SqFt
Totals:		118,565 KBtu	3.564 KBtu/SqFt	\$3,731.82		

Energy

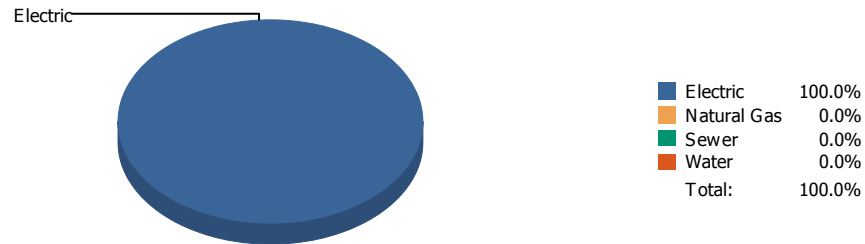


Cost

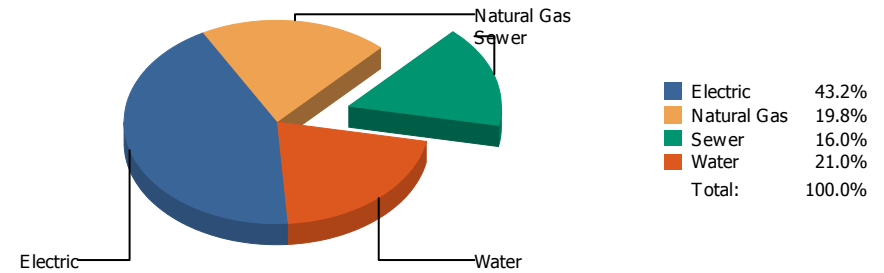


Commodity	Common Use	Energy Use	Energy Use / Area	Total Cost	Cost / Unit	Cost / Area
Place: [TELLES] R. TELLES ACADEMY 027 [BUILDING]						
Area: 38,000 SqFt						
Billing Period: Jun 2018						
ELECTRIC	38,600.00 kWh	131,742 KBtu	3.467 KBtu/SqFt	\$4,476.63	\$0.116 /kWh	\$0.118 /SqFt
NATURALGAS	25.00 CCF	2,575 KBtu	0.068 KBtu/SqFt	\$137.29	\$5.492 /CCF	\$0.004 /SqFt
SEWER	42.00 CCF			\$286.40	\$6.819 /CCF	\$0.008 /SqFt
WATER	101.00 CCF			\$465.72	\$4.611 /CCF	\$0.012 /SqFt
Totals:		134,317 KBtu	3.535 KBtu/SqFt	\$5,366.04		

Energy

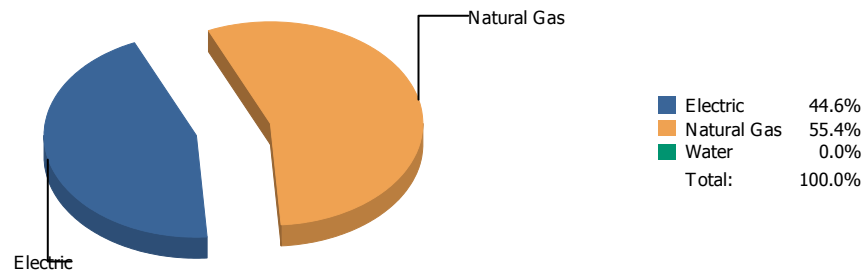


Cost

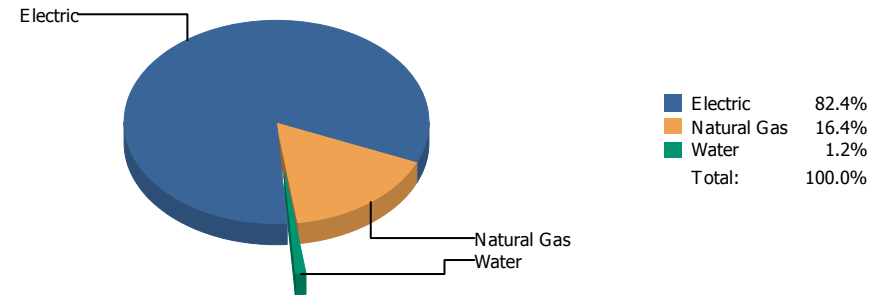


Commodity	Common Use	Energy Use	Energy Use / Area	Total Cost	Cost / Unit	Cost / Area
Place: [TENNISCENTER_2] TENNIS CENTER 000 [BUILDING]						
Area: 3,867 SqFt						
Billing Period: Jun 2018						
ELECTRIC	755.00 kWh	2,577 KBtu	0.666 KBtu/SqFt	\$266.73	\$0.353 /kWh	\$0.069 /SqFt
NATURALGAS	0.00 CCF	0 KBtu	0.000 KBtu/SqFt	\$122.56	\$0.000 /CCF	\$0.032 /SqFt
SEWER	3.00 CCF			\$99.00	\$33.000 /CCF	\$0.026 /SqFt
WATER	10.00 CCF			\$129.51	\$12.951 /CCF	\$0.033 /SqFt
Totals:		2,577 KBtu	0.666 KBtu/SqFt	\$617.80		

Energy

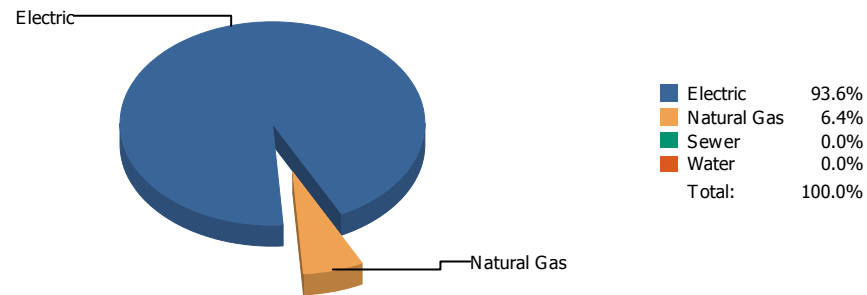


Cost

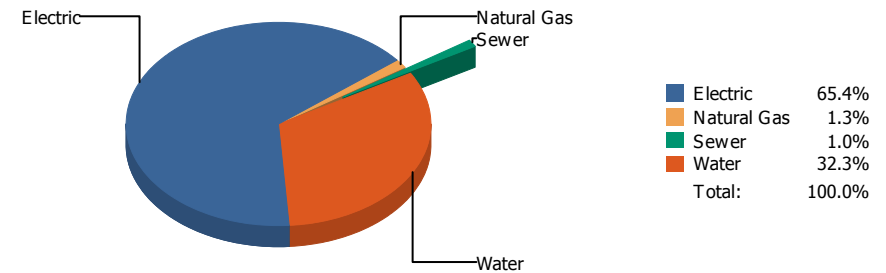


Commodity	Common Use	Energy Use	Energy Use / Area	Total Cost	Cost / Unit	Cost / Area
Place: [TERRACE] TERRACE HILLS 048 [BUILDING]						
Area: 138,021 SqFt						
Billing Period: Jun 2018						
ELECTRIC	20,100.00 kWh	68,601 KBtu	0.497 KBtu/SqFt	\$3,672.90	\$0.183 /kWh	\$0.027 /SqFt
NATURALGAS	828.00 CCF	85,284 KBtu	0.618 KBtu/SqFt	\$732.10	\$0.884 /CCF	\$0.005 /SqFt
WATER	0.00 CCF			\$54.48	\$0.000 /CCF	\$0.000 /SqFt
Totals:		153,885 KBtu	1.115 KBtu/SqFt	\$4,459.48		

Energy

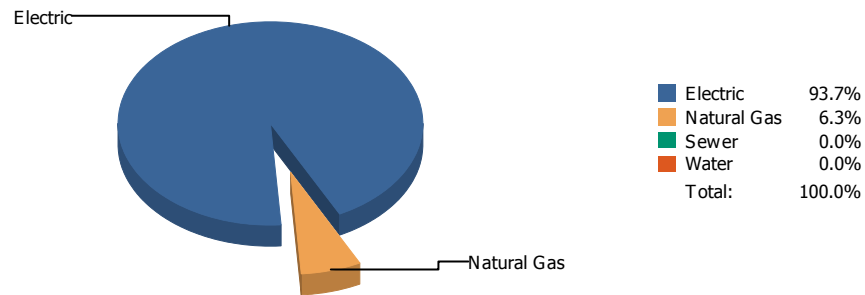


Cost

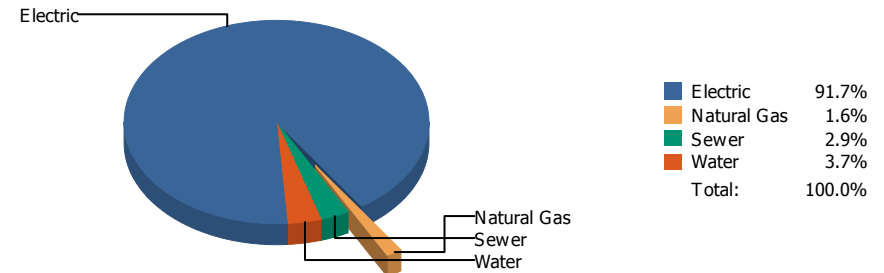


Commodity	Common Use	Energy Use	Energy Use / Area	Total Cost	Cost / Unit	Cost / Area
Place: [TIPPENELEMENTARY] TIPPIN ELEMENTARY 168 [BUILDING]						
Area: 88,360 SqFt						
Billing Period: Jun 2018						
ELECTRIC	107,400.00 kWh	366,556 KBtu	4.148 KBtu/SqFt	\$13,216.83	\$0.123 /kWh	\$0.150 /SqFt
NATURALGAS	244.00 CCF	25,132 KBtu	0.284 KBtu/SqFt	\$266.49	\$1.092 /CCF	\$0.003 /SqFt
SEWER	0.00 CCF			\$206.18	\$0.000 /CCF	\$0.002 /SqFt
WATER	999.00 CCF			\$6,529.65	\$6.536 /CCF	\$0.074 /SqFt
Totals:		391,688 KBtu	4.433 KBtu/SqFt	\$20,219.15		

Energy

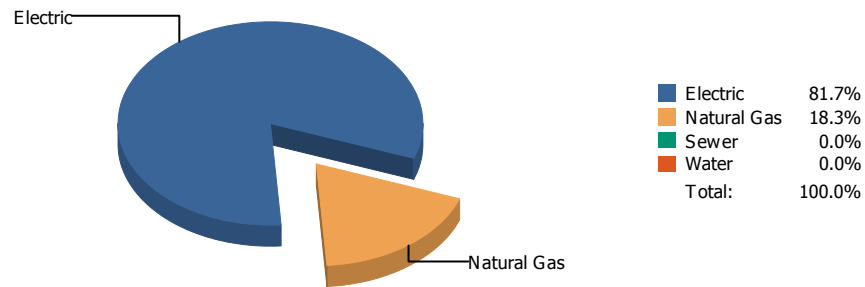


Cost

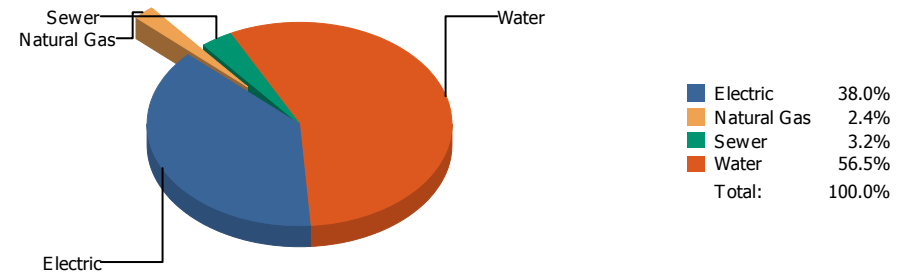


Commodity	Common Use	Energy Use	Energy Use / Area	Total Cost	Cost / Unit	Cost / Area
Place: [TOMLEA_2] TOM LEA 178 [BUILDING]						
Area: 88,828 SqFt						
Billing Period: Jun 2018						
ELECTRIC	77,840.00 kWh	265,668 KBtu	2.991 KBtu/SqFt	\$12,545.90	\$0.161 /kWh	\$0.141 /SqFt
NATURALGAS	174.00 CCF	17,922 KBtu	0.202 KBtu/SqFt	\$225.16	\$1.294 /CCF	\$0.003 /SqFt
SEWER	102.00 CCF			\$401.00	\$3.931 /CCF	\$0.005 /SqFt
WATER	110.00 CCF			\$508.12	\$4.619 /CCF	\$0.006 /SqFt
Totals:		283,590 KBtu	3.193 KBtu/SqFt	\$13,680.18		

Energy

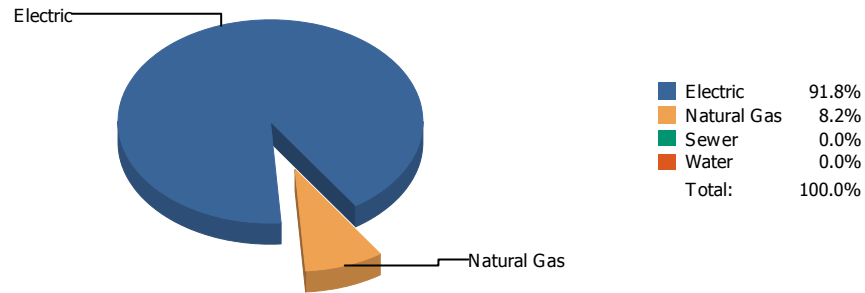


Cost

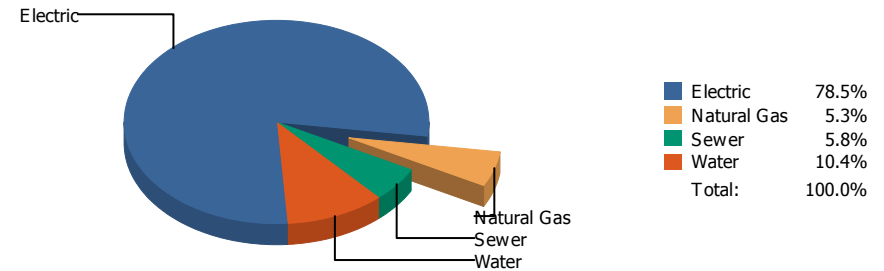


Commodity	Common Use	Energy Use	Energy Use / Area	Total Cost	Cost / Unit	Cost / Area
Place: [TRAVIS] TRAVIS 143 [BUILDING] Area: 78,925 SqFt Billing Period: Jun 2018						
ELECTRIC	24,720.00 kWh	84,369 KBtu	1.069 KBtu/SqFt	\$3,668.27	\$0.148 /kWh	\$0.046 /SqFt
NATURALGAS	184.00 CCF	18,952 KBtu	0.240 KBtu/SqFt	\$231.04	\$1.256 /CCF	\$0.003 /SqFt
SEWER	73.00 CCF			\$306.83	\$4.203 /CCF	\$0.004 /SqFt
WATER	877.00 CCF			\$5,458.52	\$6.224 /CCF	\$0.069 /SqFt
Totals:		103,321 KBtu	1.309 KBtu/SqFt	\$9,664.66		

Energy

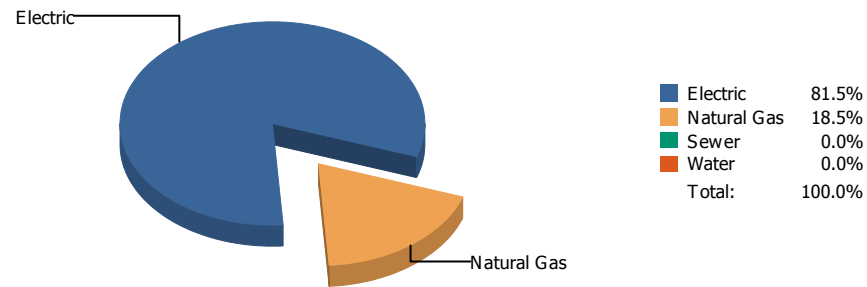


Cost

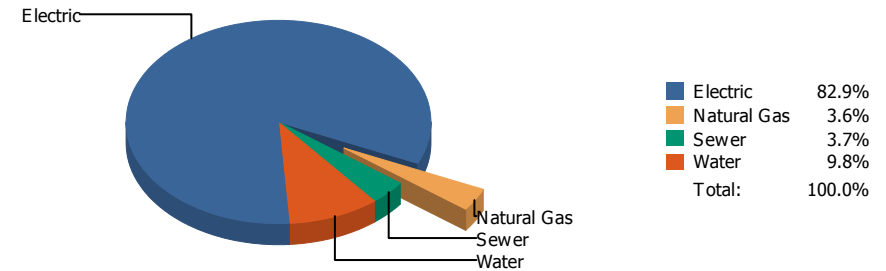


Commodity	Common Use	Energy Use	Energy Use / Area	Total Cost	Cost / Unit	Cost / Area
Place: [VILAS] VILAS 144 [BUILDING] Area: 66,992 SqFt Billing Period: Jun 2018						
ELECTRIC	55,833.00 kWh	190,558 KBtu	2.844 KBtu/SqFt	\$6,869.34	\$0.123 /kWh	\$0.102 /SqFt
NATURALGAS	166.00 CCF	17,098 KBtu	0.255 KBtu/SqFt	\$465.80	\$2.806 /CCF	\$0.007 /SqFt
SEWER	70.00 CCF			\$506.78	\$7.240 /CCF	\$0.007 /SqFt
WATER	192.00 CCF			\$912.92	\$4.755 /CCF	\$0.013 /SqFt
Totals:		207,656 KBtu	3.100 KBtu/SqFt	\$8,754.84		

Energy

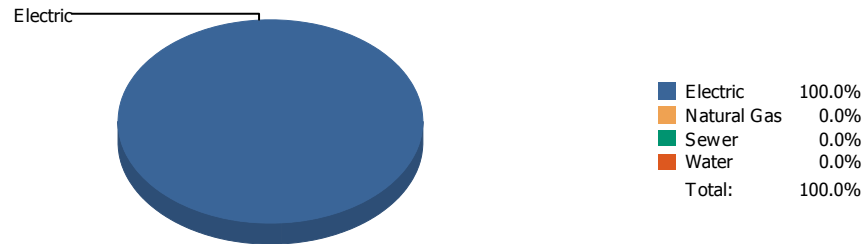


Cost

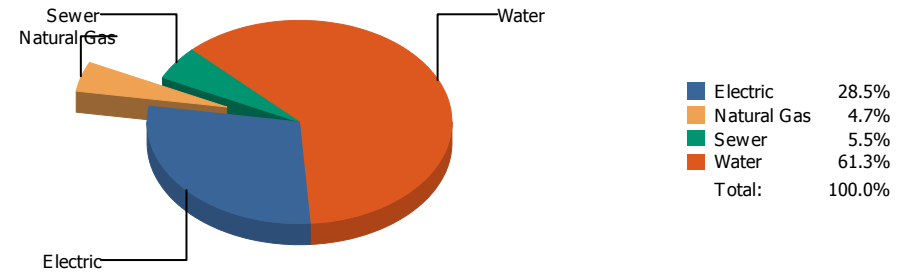


Commodity	Common Use	Energy Use	Energy Use / Area	Total Cost	Cost / Unit	Cost / Area
Place: [W HILLS] WESTERN HILLS 146 [BUILDING]						
Area: 77,753 SqFt						
Billing Period: Jun 2018						
ELECTRIC	66,960.00 kWh	228,534 KBtu	2.939 KBtu/SqFt	\$9,711.78	\$0.145 /kWh	\$0.125 /SqFt
NATURALGAS	503.00 CCF	51,809 KBtu	0.666 KBtu/SqFt	\$419.02	\$0.833 /CCF	\$0.005 /SqFt
SEWER	61.00 CCF			\$434.07	\$7.116 /CCF	\$0.006 /SqFt
WATER	352.00 CCF			\$1,152.03	\$3.273 /CCF	\$0.015 /SqFt
Totals:		280,343 KBtu	3.606 KBtu/SqFt	\$11,716.90		

Energy



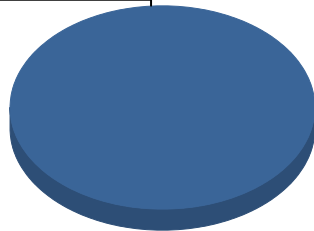
Cost



Commodity	Common Use	Energy Use	Energy Use / Area	Total Cost	Cost / Unit	Cost / Area
Place: [WAINWRIG] WAINWRIGHT 145 [BUILDING] Area: 38,227 SqFt Billing Period: Jun 2018						
ELECTRIC	14,726.00 kWh	50,260 KBtu	1.315 KBtu/SqFt	\$1,478.03	\$0.100 /kWh	\$0.039 /SqFt
NATURALGAS	0.00 CCF	0 KBtu	0.000 KBtu/SqFt	\$245.12	\$0.000 /CCF	\$0.006 /SqFt
SEWER	51.00 CCF			\$283.95	\$5.568 /CCF	\$0.007 /SqFt
WATER	503.00 CCF			\$3,173.80	\$6.310 /CCF	\$0.083 /SqFt
Totals:		50,260 KBtu	1.315 KBtu/SqFt	\$5,180.90		

Energy

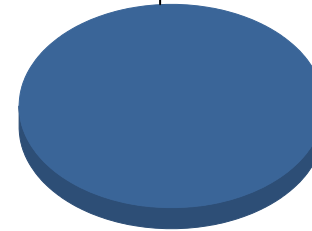
Electric



■ Electric 100.0%
Total: 100.0%

Cost

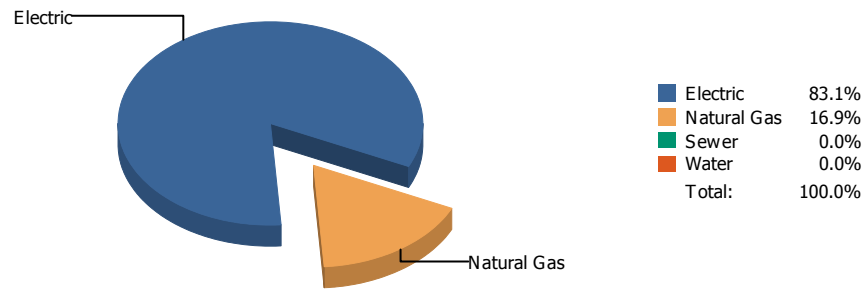
Electric



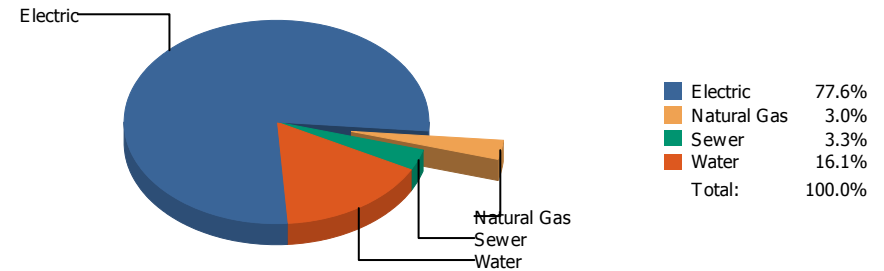
■ Electric 100.0%
Total: 100.0%

Commodity	Common Use	Energy Use	Energy Use / Area	Total Cost	Cost / Unit	Cost / Area
Place: [WESTSIDE] WESTSIDE TRANSPORTATION 951 [BUILDING]						
Area: 4,040 SqFt						
Billing Period: Jun 2018						
ELECTRIC	3,283.00 kWh	11,205 KBtu	2.773 KBtu/SqFt	\$412.18	\$0.126 /kWh	\$0.102 /SqFt
Totals:		11,205 KBtu	2.773 KBtu/SqFt	\$412.18		

Energy

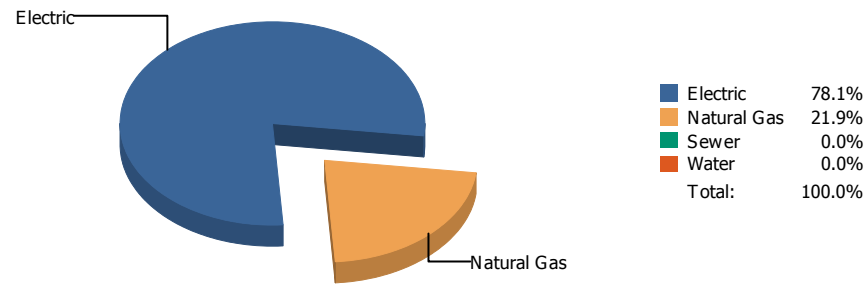


Cost

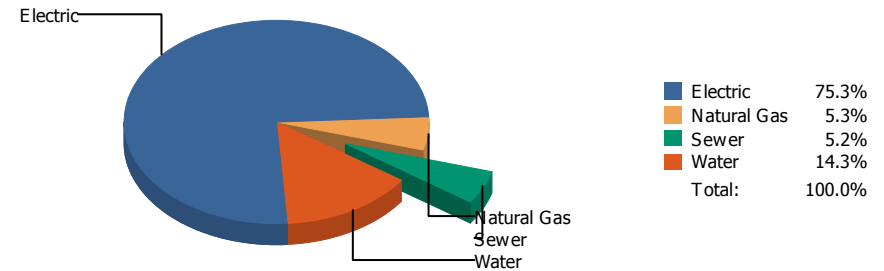


Commodity	Common Use	Energy Use	Energy Use / Area	Total Cost	Cost / Unit	Cost / Area
Place: [WHITAKER] WHITAKER 153 [BUILDING]						
Area: 89,458 SqFt						
Billing Period: Jun 2018						
ELECTRIC	78,720.00 kWh	268,671 KBtu	3.003 KBtu/SqFt	\$11,132.43	\$0.141 /kWh	\$0.124 /SqFt
NATURALGAS	532.00 CCF	54,796 KBtu	0.613 KBtu/SqFt	\$435.50	\$0.819 /CCF	\$0.005 /SqFt
SEWER	91.00 CCF			\$473.26	\$5.201 /CCF	\$0.005 /SqFt
WATER	535.00 CCF			\$2,313.90	\$4.325 /CCF	\$0.026 /SqFt
Totals:		323,467 KBtu	3.616 KBtu/SqFt	\$14,355.09		

Energy

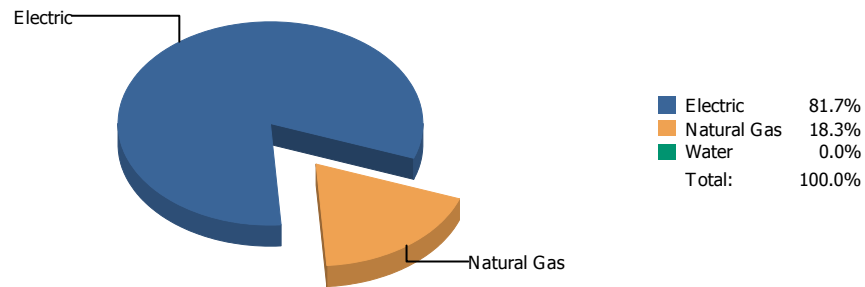


Cost

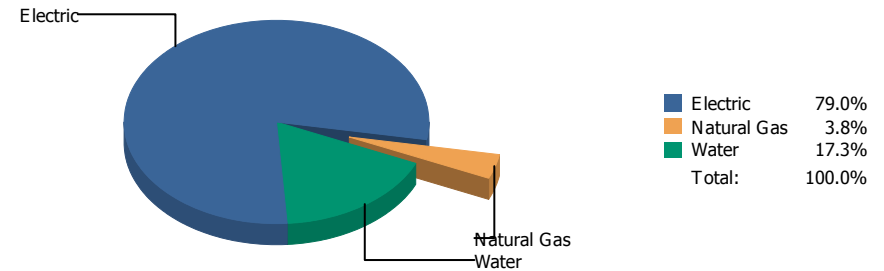


Commodity	Common Use	Energy Use	Energy Use / Area	Total Cost	Cost / Unit	Cost / Area
Place: [WHITE] ZACH WHITE ELEMENTARY NEW-1997 [BUILDING]						
Area: 92,458 SqFt						
Billing Period: Jun 2018						
ELECTRIC	31,500.00 kWh	107,510 KBtu	1.163 KBtu/SqFt	\$5,948.41	\$0.189 /kWh	\$0.064 /SqFt
NATURALGAS	292.00 CCF	30,076 KBtu	0.325 KBtu/SqFt	\$417.24	\$1.429 /CCF	\$0.004 /SqFt
SEWER	116.00 CCF			\$408.10	\$3.518 /CCF	\$0.004 /SqFt
WATER	303.00 CCF			\$1,128.59	\$3.725 /CCF	\$0.012 /SqFt
Totals:		137,586 KBtu	1.488 KBtu/SqFt	\$7,902.34		

Energy

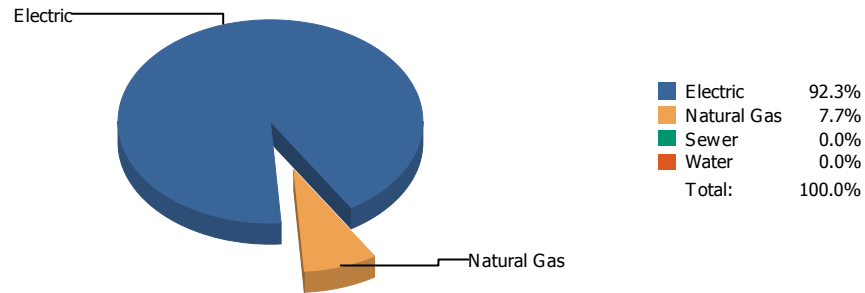


Cost

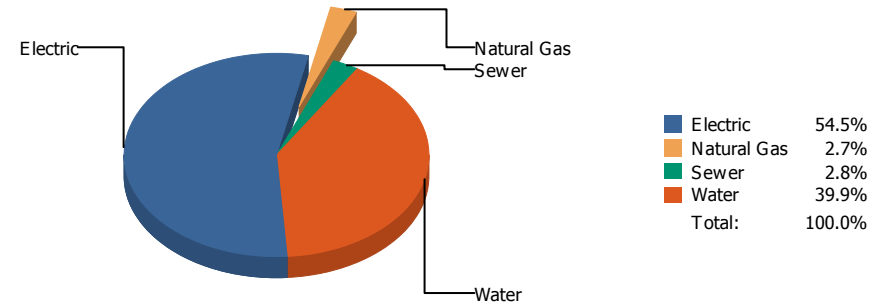


Commodity	Common Use	Energy Use	Energy Use / Area	Total Cost	Cost / Unit	Cost / Area
Place: [WIGGS] WIGGS 052 [BUILDING] Area: 110,689 SqFt Billing Period: Jun 2018						
ELECTRIC	59,720.00 kWh	203,824 KBtu	1.841 KBtu/SqFt	\$8,058.45	\$0.135 /kWh	\$0.073 /SqFt
NATURALGAS	442.00 CCF	45,526 KBtu	0.411 KBtu/SqFt	\$383.15	\$0.867 /CCF	\$0.003 /SqFt
WATER	530.00 CCF			\$1,759.82	\$3.320 /CCF	\$0.016 /SqFt
Totals:		249,350 KBtu	2.253 KBtu/SqFt	\$10,201.42		

Energy

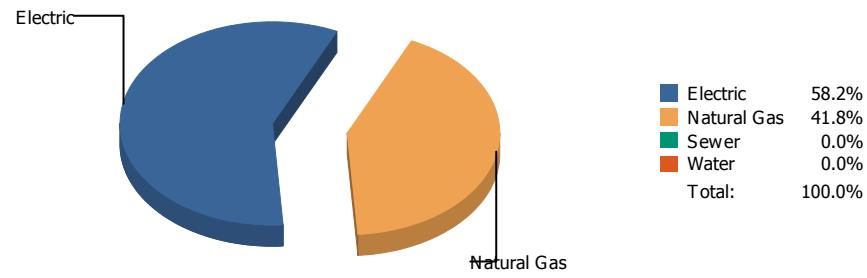


Cost

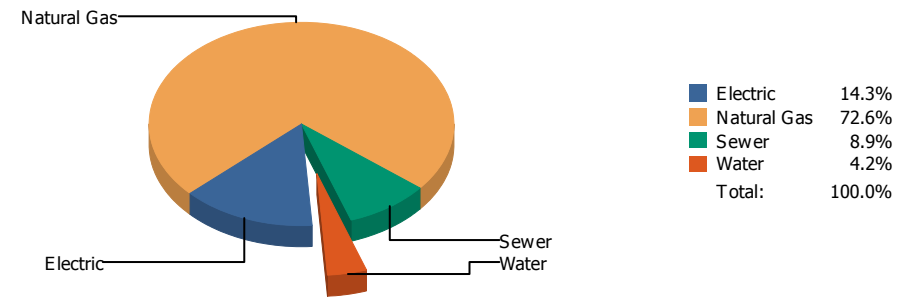


Commodity	Common Use	Energy Use	Energy Use / Area	Total Cost	Cost / Unit	Cost / Area
Place: [ZAVALA] ZAVALA 148 [BUILDING]						
Area: 53,356 SqFt						
Billing Period: Jun 2018						
ELECTRIC	30,500.00 kWh	104,097 KBtu	1.951 KBtu/SqFt	\$3,442.11	\$0.113 /kWh	\$0.065 /SqFt
NATURALGAS	84.00 CCF	8,652 KBtu	0.162 KBtu/SqFt	\$172.07	\$2.048 /CCF	\$0.003 /SqFt
SEWER	43.00 CCF			\$175.40	\$4.079 /CCF	\$0.003 /SqFt
WATER	390.00 CCF			\$2,520.64	\$6.463 /CCF	\$0.047 /SqFt
Totals:		112,749 KBtu	2.113 KBtu/SqFt	\$6,310.22		

Energy

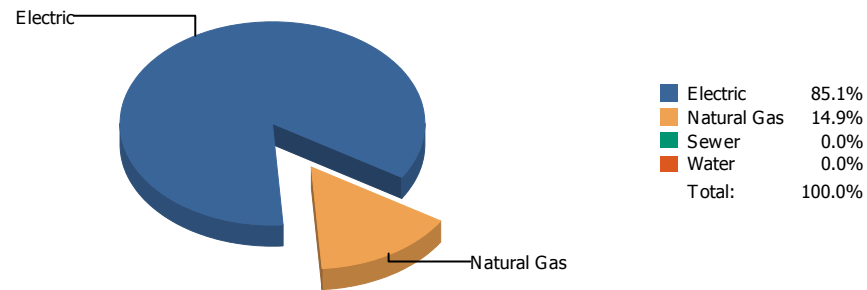


Cost

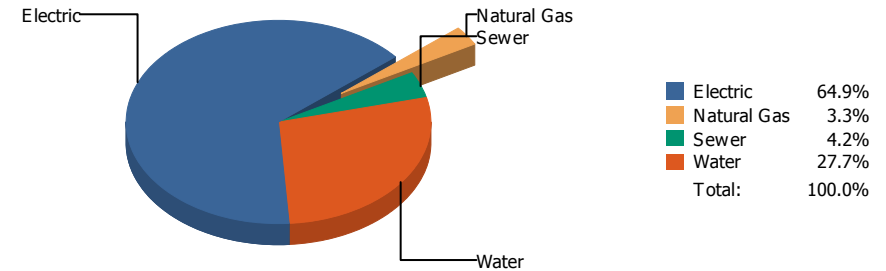


Commodity	Common Use	Energy Use	Energy Use / Area	Total Cost	Cost / Unit	Cost / Area
Place: [ZUNI] ZUNI COTTAGES 952 [BUILDING]						
Area: 3,505 SqFt						
Billing Period: Jun 2018						
ELECTRIC	42.00 kWh	143 KBtu	0.041 KBtu/SqFt	\$48.30	\$1.150 /kWh	\$0.014 /SqFt
NATURALGAS	1.00 CCF	103 KBtu	0.029 KBtu/SqFt	\$245.70	\$245.700 /CCF	\$0.070 /SqFt
SEWER	0.00 CCF			\$30.28	\$0.000 /CCF	\$0.009 /SqFt
WATER	0.00 CCF			\$14.32	\$0.000 /CCF	\$0.004 /SqFt
Totals:		246 KBtu	0.070 KBtu/SqFt	\$338.60		

Energy



Cost



Commodity	Common Use	Energy Use	Energy Use / Area	Total Cost	Cost / Unit	Cost / Area
Place Summary Report						
Area: 10,748,824 SqFt						
Billing Period: Jun 2018						
ELECTRIC	6,833,945.00 kWh	23,324,254 KBtu	2.170 KBtu/SqFt	\$894,623.16	\$0.131 /kWh	\$0.083 /SqFt
NATURALGAS	39,566.00 CCF	4,075,298 KBtu	0.379 KBtu/SqFt	\$44,829.37	\$1.133 /CCF	\$0.004 /SqFt
SEWER	16,536.00 CCF			\$57,237.84	\$3.461 /CCF	\$0.005 /SqFt
WATER	87,739.00 CCF			\$381,081.72	\$4.343 /CCF	\$0.035 /SqFt
Totals:		27,399,552 KBtu	2.549 KBtu/SqFt	\$1,377,772.09		

* Please note per area calculations only include buildings with a floor area greater than 0.

Requested by: deiland

Client version:

Report version: 7

Filters: Meters in Building Name: Not one of NORTHEAST BOOK DEPOSITORY 814;ZACH WHITE MODULAR SCHOOL 147;START SCHOOL EARLY 1 DAY
VALUE;STADIUM RATE CHANGES;SKY PARK IB1;SKY PARK I 200;SKY PARK;REMCON COTTAGES;PARKDALE COTTAGES 957;NEW COMPUTERS SINCE JUNE
1990;Lighting;HONDO PASS COTTAGES;Butterfield Trail Warehouse;BRANON COTTAGES 955;BLUE FLAME BLDG.;BARCELONA COTTAGES;ALL REFUNDS AND
REBATES; ; Bill is Void Equals 0; Account is Active Equals 1; Bill is from External Vendor Equals 1; ; Billing Period Equals Jun 2018

Record count: 0