

elpaso

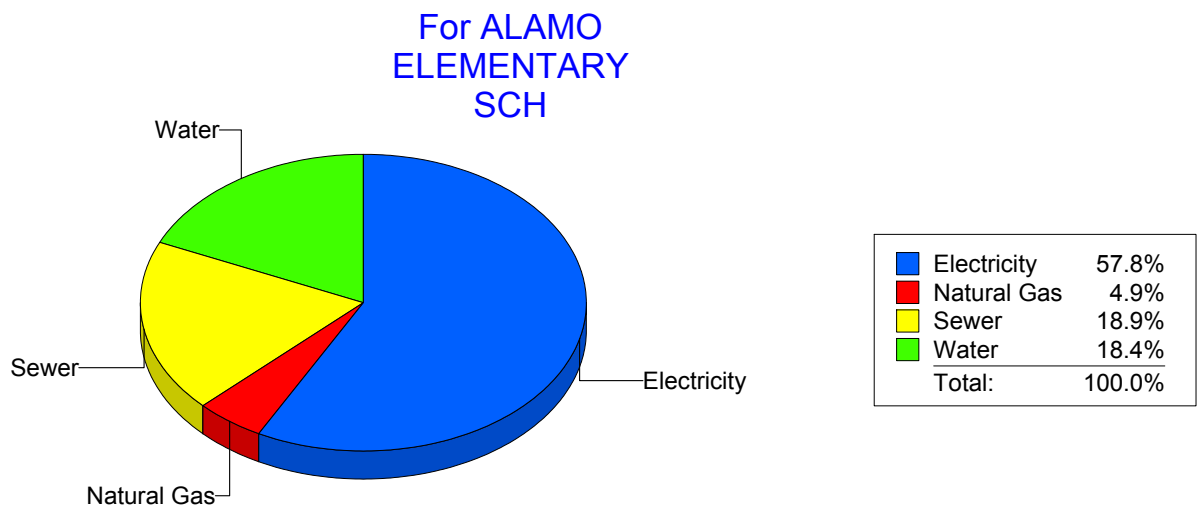
Energy CAP

Cost Avoidance Program

Cost Summary Graph

Grouped by Energy Type

Energy Type	Use	Units	Meter Cost	Special Charges	Total Cost	Avg Unit Cost	% of Total Cost
Site: ALAMO ELEMENTARY SCH - ALAMO ELEMENTARY SCH							
Electricity	2,500	KWH	\$392.66	\$0.00	\$392.66	0.1571	57.78%
Natural Gas	0	CCF	\$33.38	\$0.00	\$33.38	0.0000	4.91%
Water	0	CCF	\$125.26	\$0.00	\$125.26	0.0000	18.43%
Sewer	0	CCF	\$128.29	\$0.00	\$128.29	0.0000	18.88%
Total Cost:			\$679.59	\$0.00	\$679.59		



Filters: Cost Center Name Not One Of DoNotReport; Billing Period Equal To 200908

elpaso

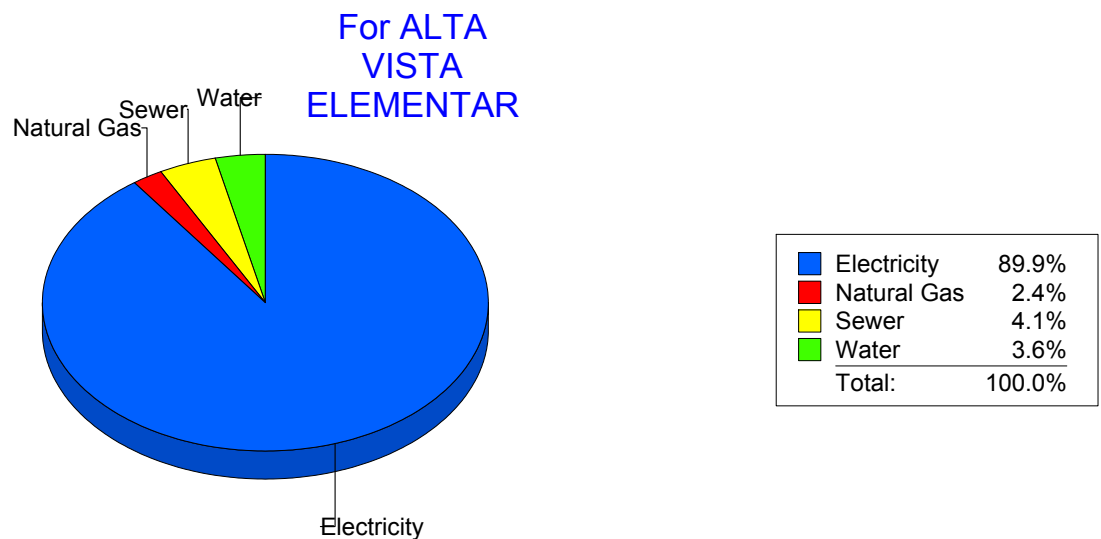
Energy CAP

Cost Avoidance Program

Cost Summary Graph

Grouped by Energy Type

Energy Type	Use	Units	Meter Cost	Special Charges	Total Cost	Avg Unit Cost	% of Total Cost
Site: ALTA VISTA ELEMENTAR - ALTA VISTA ELEMENTAR							
Electricity	23,550	KWH	\$3,896.37	\$0.00	\$3,896.37	0.1655	89.87%
Natural Gas	64	CCF	\$106.00	\$0.00	\$106.00	1.6563	2.44%
Water	64	CCF	\$155.43	\$0.00	\$155.43	2.4286	3.58%
Sewer	91	CCF	\$177.81	\$0.00	\$177.81	1.9540	4.10%
Total Cost:			\$4,335.61	\$0.00	\$4,335.61		



Filters: Cost Center Name Not One Of DoNotReport; Billing Period Equal To 200908

elpaso

Energy CAP

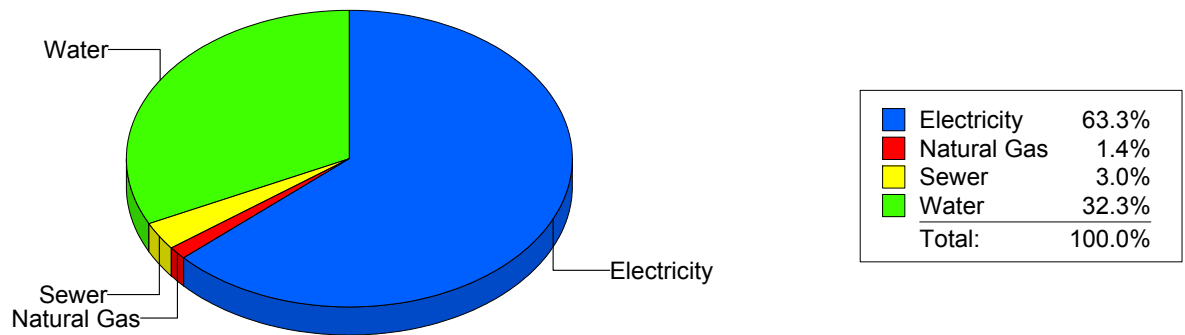
Cost Avoidance Program

Cost Summary Graph

Grouped by Energy Type

Energy Type	Use	Units	Meter Cost	Special Charges	Total Cost	Avg Unit Cost	% of Total Cost
Site: ANDRESS HIGH SCHOOL - ANDRESS HIGH SCHOOL							
Electricity	205,606	KWH	\$22,164.17	\$0.00	\$22,164.17	0.1078	63.30%
Natural Gas	567	CCF	\$499.40	\$0.00	\$499.40	0.8808	1.43%
Water	3,383	CCF	\$11,294.00	\$0.00	\$11,294.00	3.3385	32.26%
Sewer	724	CCF	\$1,057.09	\$0.00	\$1,057.09	1.4601	3.02%
Total Cost:			\$35,014.66	\$0.00	\$35,014.66		

For ANDRESS
HIGH SCHOOL



Filters: Cost Center Name Not One Of DoNotReport; Billing Period Equal To 200908

elpaso

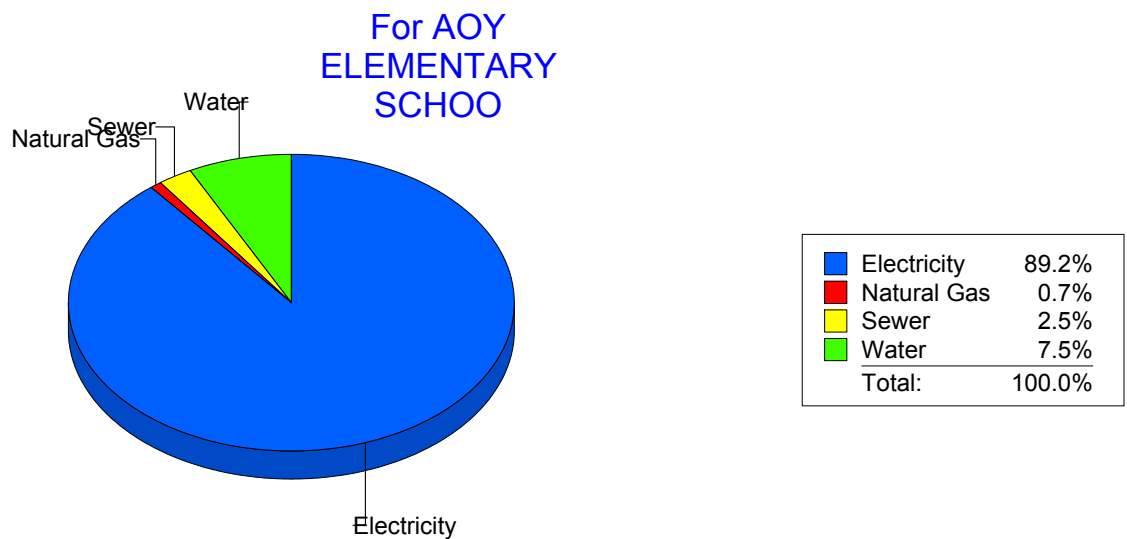
Energy CAP

Cost Avoidance Program

Cost Summary Graph

Grouped by Energy Type

Energy Type	Use	Units	Meter Cost	Special Charges	Total Cost	Avg Unit Cost	% of Total Cost
Site: AOY ELEMENTARY SCHOO - AOY ELEMENTARY SCHOO							
Electricity	88,278	KWH	\$12,481.67	\$0.00	\$12,481.67	0.1414	89.23%
Natural Gas	59	CCF	\$102.94	\$0.00	\$102.94	1.7447	0.74%
Water	216	CCF	\$1,052.51	\$0.00	\$1,052.51	4.8727	7.52%
Sewer	71	CCF	\$351.60	\$0.00	\$351.60	4.9521	2.51%
Total Cost:			\$13,988.72	\$0.00	\$13,988.72		



Filters: Cost Center Name Not One Of DoNotReport; Billing Period Equal To 200908

elpaso

Energy CAP

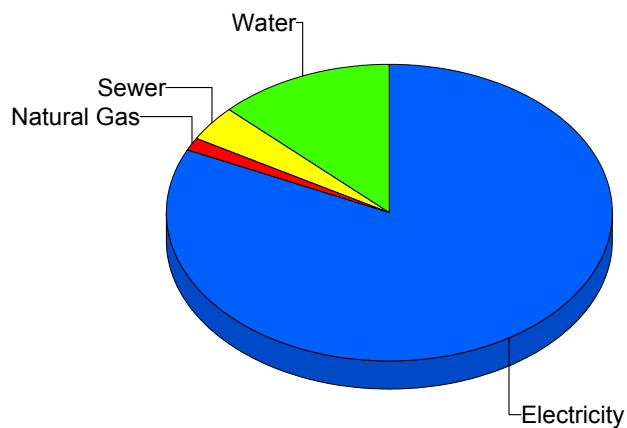
Cost Avoidance Program

Cost Summary Graph

Grouped by Energy Type

Energy Type	Use	Units	Meter Cost	Special Charges	Total Cost	Avg Unit Cost	% of Total Cost
Site: AUSTIN HIGH SCHOOL - AUSTIN HIGH SCHOOL							
Electricity	216,252	KWH	\$23,583.63	\$0.00	\$23,583.63	0.1091	81.95%
Natural Gas	468	CCF	\$429.11	\$0.00	\$429.11	0.9169	1.49%
Water	1,243	CCF	\$3,659.25	\$0.00	\$3,659.25	2.9439	12.72%
Sewer	438	CCF	\$1,104.64	\$0.00	\$1,104.64	2.5220	3.84%
Total Cost:			\$28,776.63	\$0.00	\$28,776.63		

For AUSTIN
HIGH SCHOOL



Electricity	82.0%
Natural Gas	1.5%
Sewer	3.8%
Water	12.7%
Total:	100.0%

Filters: Cost Center Name Not One Of DoNotReport; Billing Period Equal To 200908

elpaso

Energy CAP

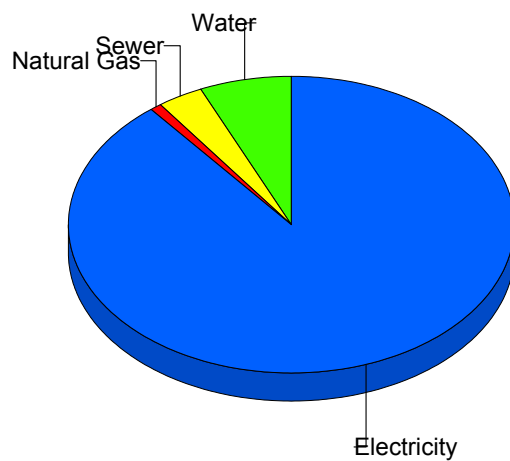
Cost Avoidance Program

Cost Summary Graph

Grouped by Energy Type

Energy Type	Use	Units	Meter Cost	Special Charges	Total Cost	Avg Unit Cost	% of Total Cost
Site: BARRON - BARRON							
Electricity	70,678	KWH	\$9,359.91	\$0.00	\$9,359.91	0.1324	89.12%
Natural Gas	62	CCF	\$104.78	\$0.00	\$104.78	1.6900	1.00%
Water	91	CCF	\$706.52	\$0.00	\$706.52	7.7640	6.73%
Sewer	76	CCF	\$331.71	\$0.00	\$331.71	4.3646	3.16%
Total Cost:			\$10,502.92	\$0.00	\$10,502.92		

For BARRON



Electricity	89.1%
Natural Gas	1.0%
Sewer	3.2%
Water	6.7%
Total:	100.0%

Filters: Cost Center Name Not One Of DoNotReport; Billing Period Equal To 200908

elpaso

Energy CAP

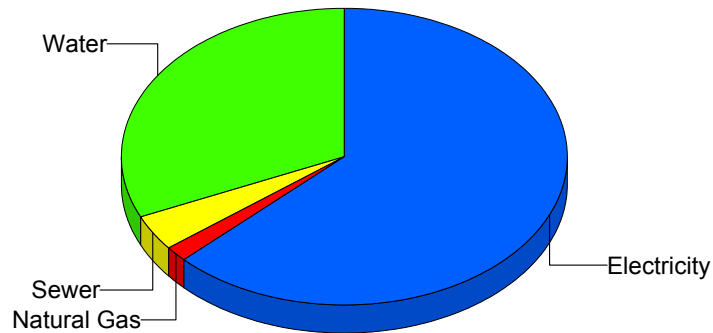
Cost Avoidance Program

Cost Summary Graph

Grouped by Energy Type

Energy Type	Use	Units	Meter Cost	Special Charges	Total Cost	Avg Unit Cost	% of Total Cost
Site: BASSET MIDDLE SCHOOL - BASSET MIDDLE SCHOOL							
Electricity	58,007	KWH	\$7,661.91	\$0.00	\$7,661.91	0.1321	62.75%
Natural Gas	176	CCF	\$216.15	\$0.00	\$216.15	1.2281	1.77%
Water	1,264	CCF	\$3,856.32	\$0.00	\$3,856.32	3.0509	31.58%
Sewer	267	CCF	\$476.70	\$0.00	\$476.70	1.7854	3.90%
Total Cost:			\$12,211.08	\$0.00	\$12,211.08		

For BASSET
MIDDLE
SCHOOL



Electricity	62.7%
Natural Gas	1.8%
Sewer	3.9%
Water	31.6%
Total:	100.0%

Filters: Cost Center Name Not One Of DoNotReport; Billing Period Equal To 200908

elpaso

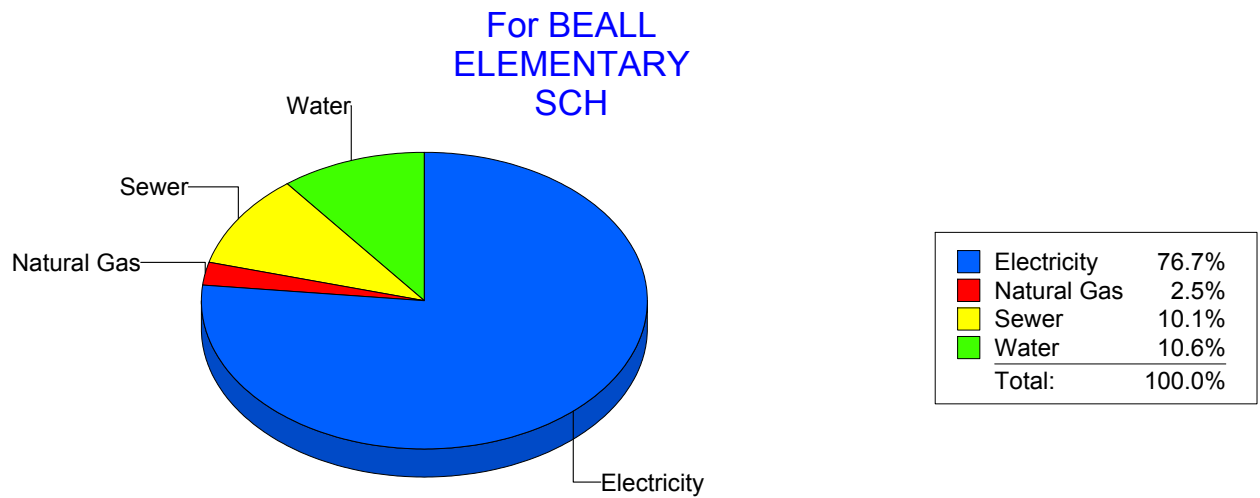
Energy CAP

Cost Avoidance Program

Cost Summary Graph

Grouped by Energy Type

Energy Type	Use	Units	Meter Cost	Special Charges	Total Cost	Avg Unit Cost	% of Total Cost
Site: BEALL ELEMENTARY SCH - BEALL ELEMENTARY SCH							
Electricity	16,160	KWH	\$2,566.38	\$0.00	\$2,566.38	0.1588	76.72%
Natural Gas	82	CCF	\$83.66	\$0.00	\$83.66	1.0202	2.50%
Water	159	CCF	\$355.74	\$0.00	\$355.74	2.2374	10.63%
Sewer	159	CCF	\$339.54	\$0.00	\$339.54	2.1355	10.15%
Total Cost:			\$3,345.32	\$0.00	\$3,345.32		



Filters: Cost Center Name Not One Of DoNotReport; Billing Period Equal To 200908

elpaso

Energy CAP

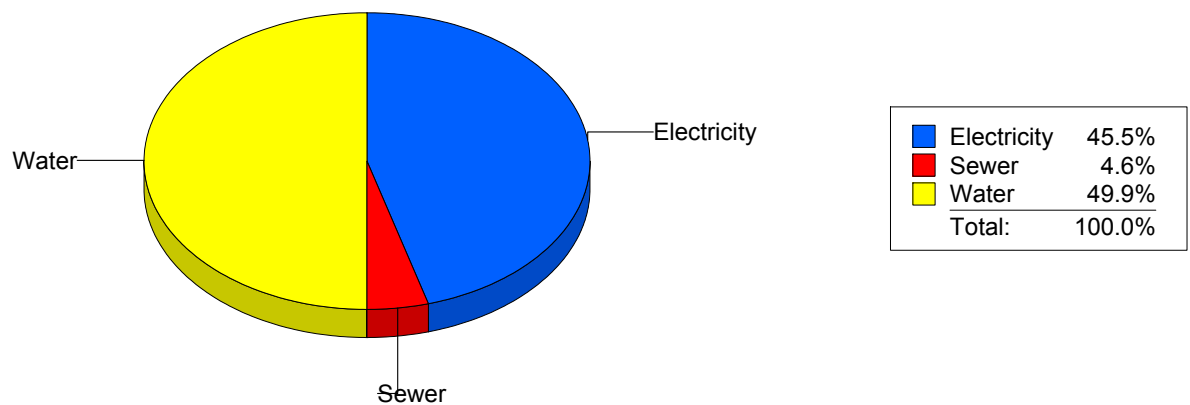
Cost Avoidance Program

Cost Summary Graph

Grouped by Energy Type

Energy Type	Use	Units	Meter Cost	Special Charges	Total Cost	Avg Unit Cost	% of Total Cost
Site: BLISS ELEMENTARY - BLISS ELEMENTARY							
Electricity	15,500	KWH	\$2,746.39	\$0.00	\$2,746.39	0.1772	45.48%
Water	761	CCF	\$3,012.86	\$0.00	\$3,012.86	3.9591	49.89%
Sewer	112	CCF	\$279.85	\$0.00	\$279.85	2.4987	4.63%
Total Cost:			\$6,039.10	\$0.00	\$6,039.10		

For BLISS
ELEMENTARY



Filters: Cost Center Name Not One Of DoNotReport; Billing Period Equal To 200908

elpaso

Energy CAP

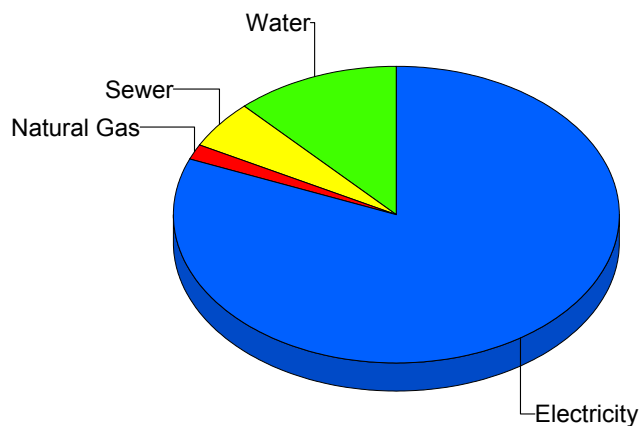
Cost Avoidance Program

Cost Summary Graph

Grouped by Energy Type

Energy Type	Use	Units	Meter Cost	Special Charges	Total Cost	Avg Unit Cost	% of Total Cost
Site: BOND - BOND ELEMENTARY							
Electricity	27,195 KWH		\$5,733.51	\$0.00	\$5,733.51	0.2108	81.19%
Natural Gas	74 CCF		\$111.92	\$0.00	\$111.92	1.5124	1.58%
Water	388 CCF		\$843.79	\$0.00	\$843.79	2.1747	11.95%
Sewer	185 CCF		\$372.56	\$0.00	\$372.56	2.0138	5.28%
Total Cost:			\$7,061.78	\$0.00	\$7,061.78		

For BOND
ELEMENTARY



Electricity	81.2%
Natural Gas	1.6%
Sewer	5.3%
Water	11.9%
Total:	100.0%

Filters: Cost Center Name Not One Of DoNotReport; Billing Period Equal To 200908

elpaso

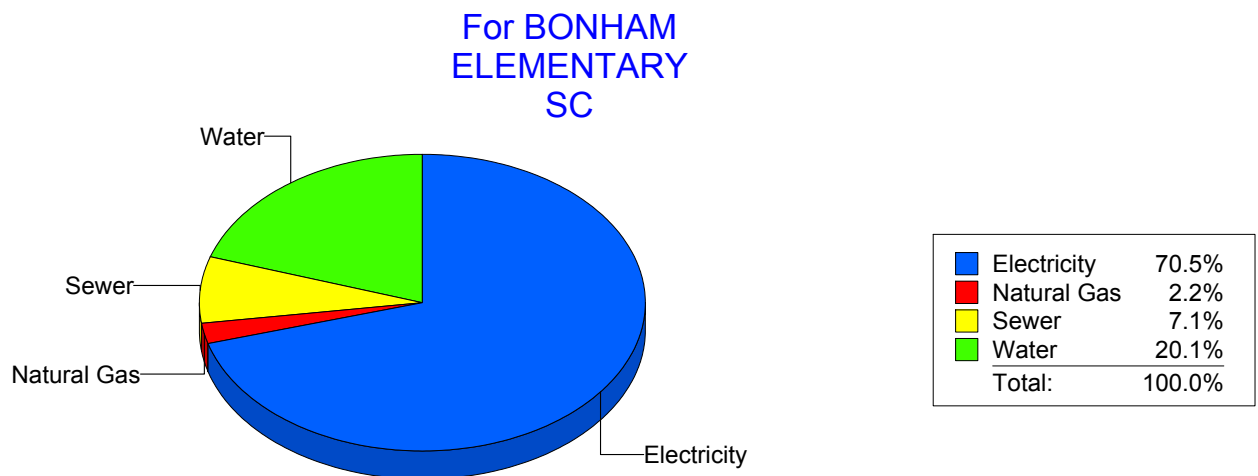
Energy CAP

Cost Avoidance Program

Cost Summary Graph

Grouped by Energy Type

Energy Type	Use	Units	Meter Cost	Special Charges	Total Cost	Avg Unit Cost	% of Total Cost
Site: BONHAM ELEMENTARY SC - BONHAM ELEMENTARY SC							
Electricity	17,714	KWH	\$2,918.23	\$0.00	\$2,918.23	0.1647	70.50%
Natural Gas	43	CCF	\$93.13	\$0.00	\$93.13	2.1658	2.25%
Water	335	CCF	\$832.06	\$0.00	\$832.06	2.4838	20.10%
Sewer	206	CCF	\$295.82	\$0.00	\$295.82	1.4360	7.15%
Total Cost:			\$4,139.24	\$0.00	\$4,139.24		



Filters: Cost Center Name Not One Of DoNotReport; Billing Period Equal To 200908

elpaso

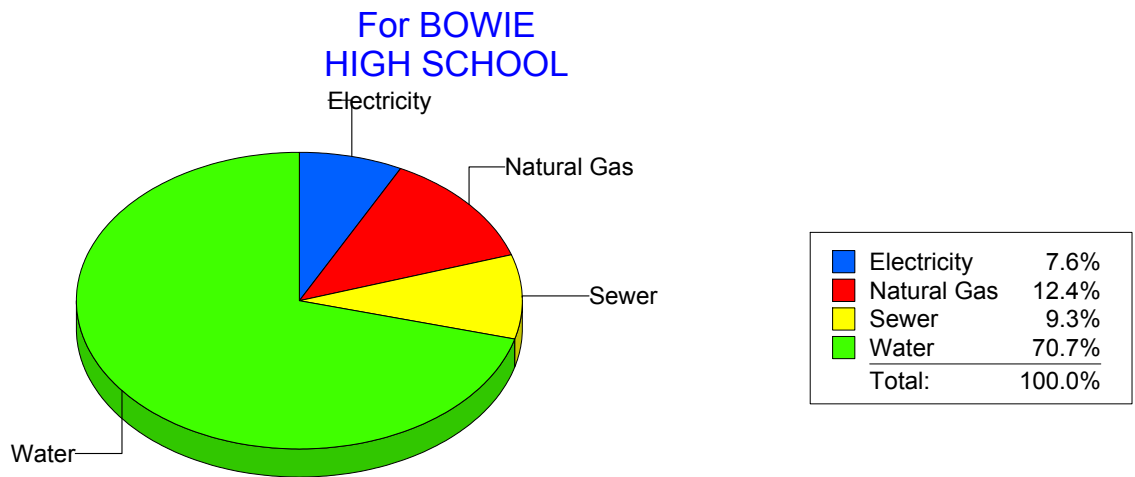
Energy CAP

Cost Avoidance Program

Cost Summary Graph

Grouped by Energy Type

Energy Type	Use	Units	Meter Cost	Special Charges	Total Cost	Avg Unit Cost	% of Total Cost
Site: BOWIE HIGH SCHOOL - BOWIE HIGH SCHOOL							
Electricity	7,796	KWH	\$876.43	\$0.00	\$876.43	0.1124	7.58%
Natural Gas	1,938	CCF	\$1,435.57	\$0.00	\$1,435.57	0.7407	12.41%
Water	6,342	CCF	\$8,180.64	\$0.00	\$8,180.64	1.2899	70.71%
Sewer	524	CCF	\$1,077.28	\$0.00	\$1,077.28	2.0559	9.31%
Total Cost:			\$11,569.92	\$0.00	\$11,569.92		



Filters: Cost Center Name Not One Of DoNotReport; Billing Period Equal To 200908

el Paso

Energy CAP

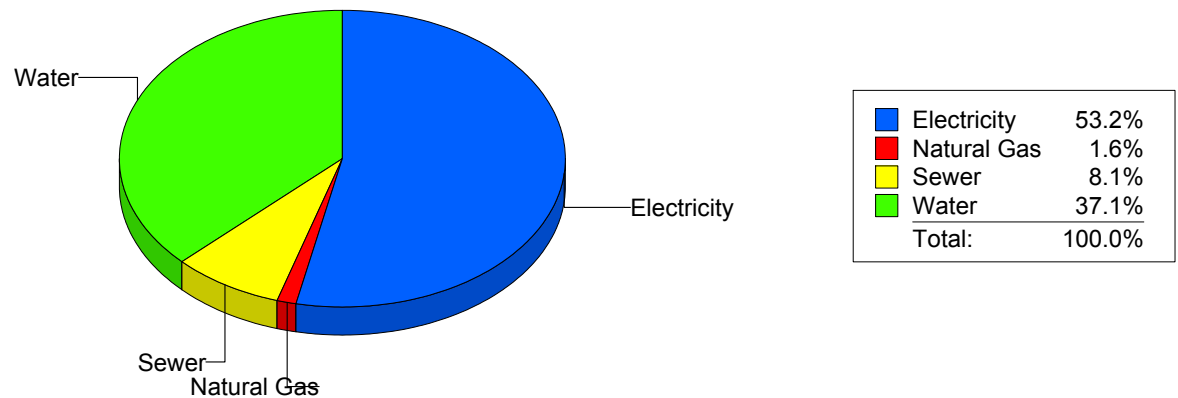
Cost Avoidance Program

Cost Summary Graph

Grouped by Energy Type

Energy Type	Use	Units	Meter Cost	Special Charges	Total Cost	Avg Unit Cost	% of Total Cost
Site: BRADLEY ELEMENTARY - BRADLEY ELEMENTARY							
Electricity	17,700	KWH	\$2,766.98	\$0.00	\$2,766.98	0.1563	53.20%
Natural Gas	78	CCF	\$81.21	\$0.00	\$81.21	1.0412	1.56%
Water	606	CCF	\$1,930.30	\$0.00	\$1,930.30	3.1853	37.11%
Sewer	166	CCF	\$422.77	\$0.00	\$422.77	2.5468	8.13%
Total Cost:			\$5,201.26	\$0.00	\$5,201.26		

For BRADLEY
ELEMENTARY



Filters: Cost Center Name Not One Of DoNotReport; Billing Period Equal To 200908

elpaso

Energy CAP

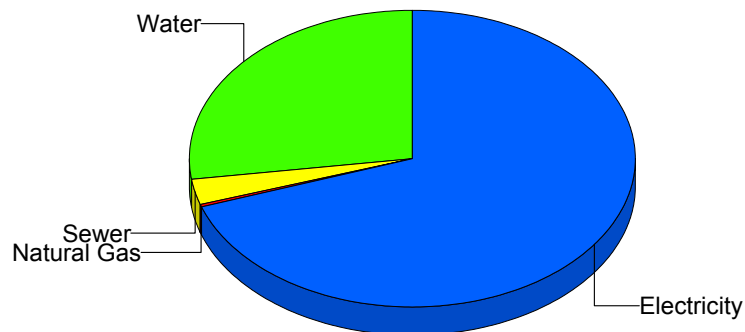
Cost Avoidance Program

Cost Summary Graph

Grouped by Energy Type

Energy Type	Use	Units	Meter Cost	Special Charges	Total Cost	Avg Unit Cost	% of Total Cost
Site: BROWN MIDDLE SCHOOL - BROWN MIDDLE SCHOOL							
Electricity	114,200	KWH	\$12,309.29	\$0.00	\$12,309.29	0.1078	69.60%
Natural Gas	78	CCF	\$81.21	\$0.00	\$81.21	1.0412	0.46%
Water	1,250	CCF	\$4,825.74	\$0.00	\$4,825.74	3.8606	27.29%
Sewer	203	CCF	\$469.73	\$0.00	\$469.73	2.3139	2.66%
Total Cost:			\$17,685.97	\$0.00	\$17,685.97		

For BROWN
MIDDLE
SCHOOL



Electricity	69.6%
Natural Gas	0.5%
Sewer	2.7%
Water	27.3%
Total:	100.0%

Filters: Cost Center Name Not One Of DoNotReport; Billing Period Equal To 200908

el Paso

Energy CAP

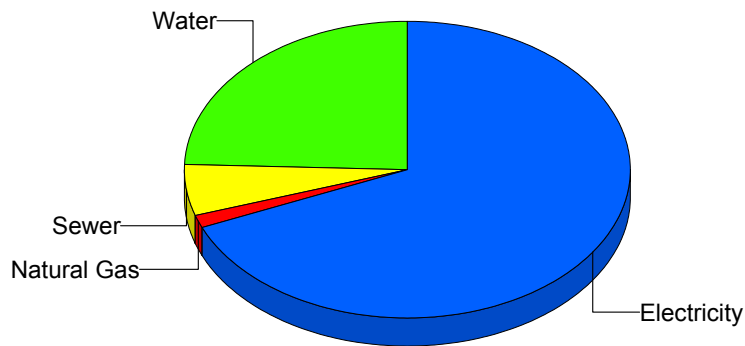
Cost Avoidance Program

Cost Summary Graph

Grouped by Energy Type

Energy Type	Use	Units	Meter Cost	Special Charges	Total Cost	Avg Unit Cost	% of Total Cost
Site: BURGESS HIGH SCHOOL - BURGESS HIGH SCHOOL							
Electricity	103,245	KWH	\$13,517.27	\$0.00	\$13,517.27	0.1309	68.73%
Natural Gas	261	CCF	\$245.19	\$0.00	\$245.19	0.9394	1.25%
Water	2,018	CCF	\$4,783.27	\$0.00	\$4,783.27	2.3703	24.32%
Sewer	716	CCF	\$1,121.27	\$0.00	\$1,121.27	1.5660	5.70%
Total Cost:			\$19,667.00	\$0.00	\$19,667.00		

For BURGESS
HIGH SCHOOL



Electricity	68.7%
Natural Gas	1.2%
Sewer	5.7%
Water	24.3%
Total:	100.0%

Filters: Cost Center Name Not One Of DoNotReport; Billing Period Equal To 200908

elpaso

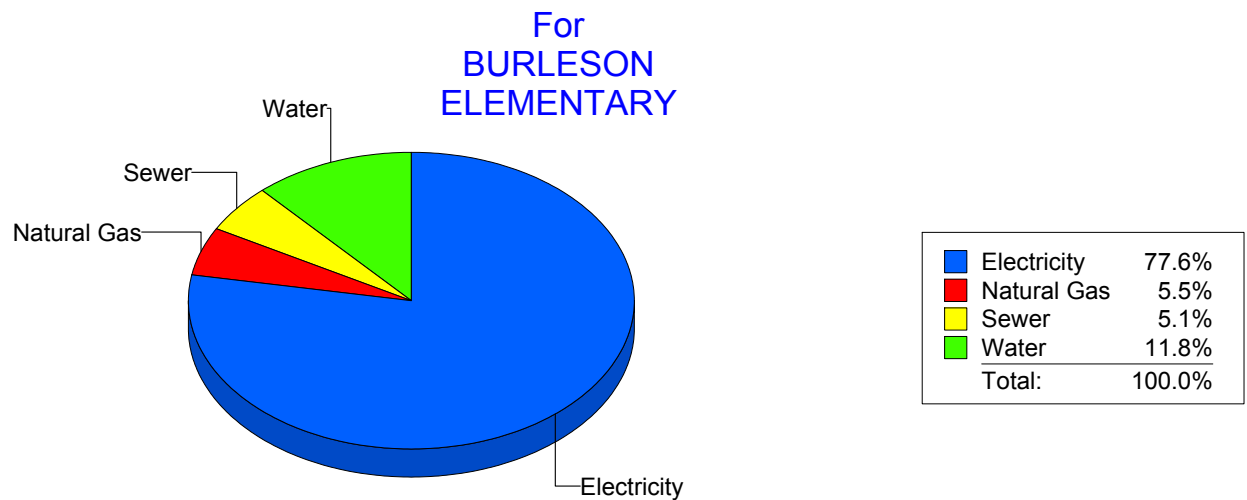
Energy CAP

Cost Avoidance Program

Cost Summary Graph

Grouped by Energy Type

Energy Type	Use	Units	Meter Cost	Special Charges	Total Cost	Avg Unit Cost	% of Total Cost
Site: BURLESON ELEMENTARY - BURLESON ELEMENTARY							
Electricity	19,501	KWH	\$3,145.28	\$0.00	\$3,145.28	0.1613	77.64%
Natural Gas	138	CCF	\$222.48	\$0.00	\$222.48	1.6122	5.49%
Water	219	CCF	\$477.39	\$0.00	\$477.39	2.1799	11.78%
Sewer	64	CCF	\$205.76	\$0.00	\$205.76	3.2150	5.08%
Total Cost:			\$4,050.91	\$0.00	\$4,050.91		



Filters: Cost Center Name Not One Of DoNotReport; Billing Period Equal To 200908

elpaso

Energy CAP

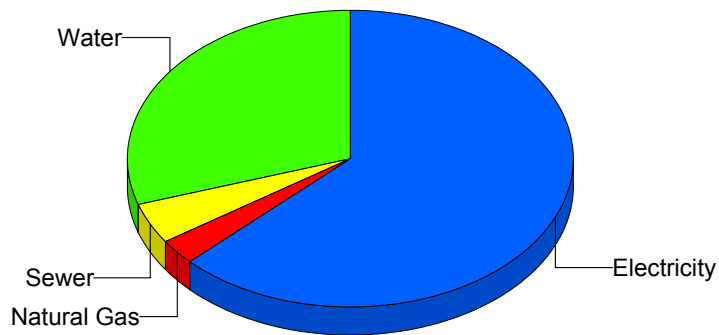
Cost Avoidance Program

Cost Summary Graph

Grouped by Energy Type

Energy Type	Use	Units	Meter Cost	Special Charges	Total Cost	Avg Unit Cost	% of Total Cost
Site: BURNET ELEMENTARY - BURNET ELEMENTARY							
Electricity	18,649	KWH	\$2,946.08	\$0.00	\$2,946.08	0.1580	62.84%
Natural Gas	92	CCF	\$122.92	\$0.00	\$122.92	1.3361	2.62%
Water	454	CCF	\$1,407.30	\$0.00	\$1,407.30	3.0998	30.02%
Sewer	118	CCF	\$212.10	\$0.00	\$212.10	1.7975	4.52%
Total Cost:			\$4,688.40	\$0.00	\$4,688.40		

For BURNET
ELEMENTARY



Electricity	62.8%
Natural Gas	2.6%
Sewer	4.5%
Water	30.0%
Total:	100.0%

Filters: Cost Center Name Not One Of DoNotReport; Billing Period Equal To 200908

elpaso

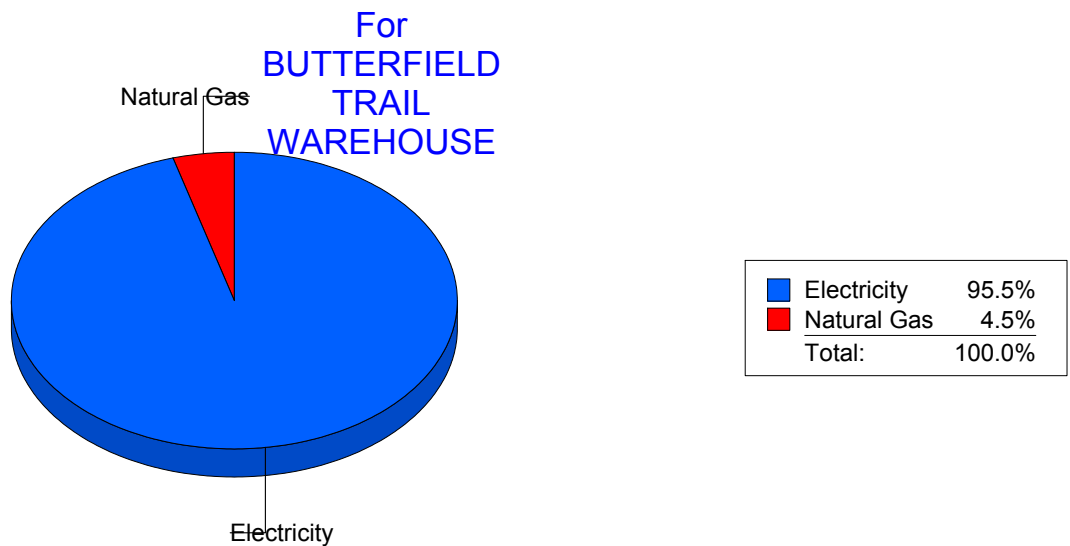
Energy CAP

Cost Avoidance Program

Cost Summary Graph

Grouped by Energy Type

Energy Type	Use	Units	Meter Cost	Special Charges	Total Cost	Avg Unit Cost	% of Total Cost
Site: BUTTERFIELDTRAILWAREHOUSE - BUTTERFIELD TRAIL WAREHOUSE							
Electricity	7,000	KWH	\$978.67	\$0.00	\$978.67	0.1398	95.54%
Natural Gas	20	CCF	\$45.64	\$0.00	\$45.64	2.2820	4.46%
Total Cost:			\$1,024.31	\$0.00	\$1,024.31		



Filters: Cost Center Name Not One Of DoNotReport; Billing Period Equal To 200908

elpaso

Energy CAP

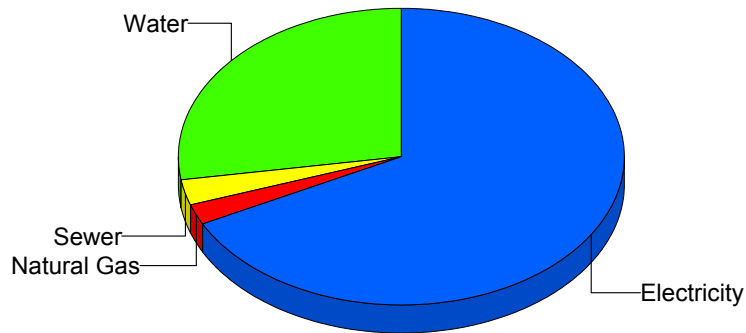
Cost Avoidance Program

Cost Summary Graph

Grouped by Energy Type

Energy Type	Use	Units	Meter Cost	Special Charges	Total Cost	Avg Unit Cost	% of Total Cost
Site: CANYON HILLS MIDDLE - CANYON HILLS MIDDLE							
Electricity	53,603	KWH	\$7,981.70	\$0.00	\$7,981.70	0.1489	67.57%
Natural Gas	252	CCF	\$238.64	\$0.00	\$238.64	0.9470	2.02%
Water	770	CCF	\$3,261.87	\$0.00	\$3,261.87	4.2362	27.61%
Sewer	93	CCF	\$330.06	\$0.00	\$330.06	3.5490	2.79%
Total Cost:			\$11,812.27	\$0.00	\$11,812.27		

For CANYON
HILLS MIDDLE



Electricity	67.6%
Natural Gas	2.0%
Sewer	2.8%
Water	27.6%
Total:	100.0%

Filters: Cost Center Name Not One Of DoNotReport; Billing Period Equal To 200908

elpaso

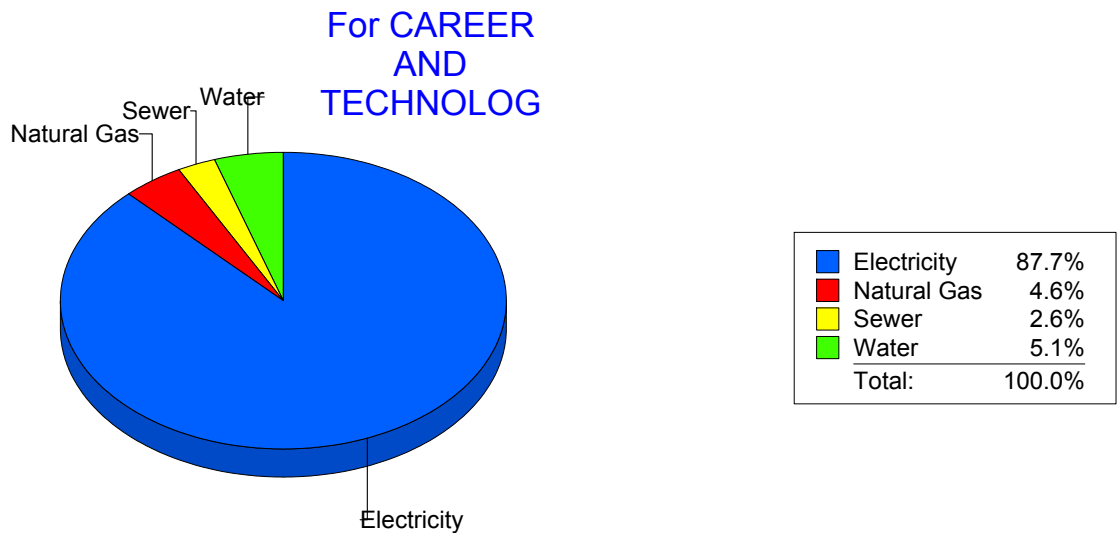
Energy CAP

Cost Avoidance Program

Cost Summary Graph

Grouped by Energy Type

Energy Type	Use	Units	Meter Cost	Special Charges	Total Cost	Avg Unit Cost	% of Total Cost
Site: CAREER AND TECHNOLOG - CAREER AND TECHNOLOG							
Electricity	108,816	KWH	\$12,085.57	\$0.00	\$12,085.57	0.1111	87.71%
Natural Gas	846	CCF	\$630.22	\$0.00	\$630.22	0.7449	4.57%
Water	290	CCF	\$702.80	\$0.00	\$702.80	2.4234	5.10%
Sewer	131	CCF	\$361.08	\$0.00	\$361.08	2.7563	2.62%
Total Cost:			\$13,779.67	\$0.00	\$13,779.67		



Filters: Cost Center Name Not One Of DoNotReport; Billing Period Equal To 200908

elpaso

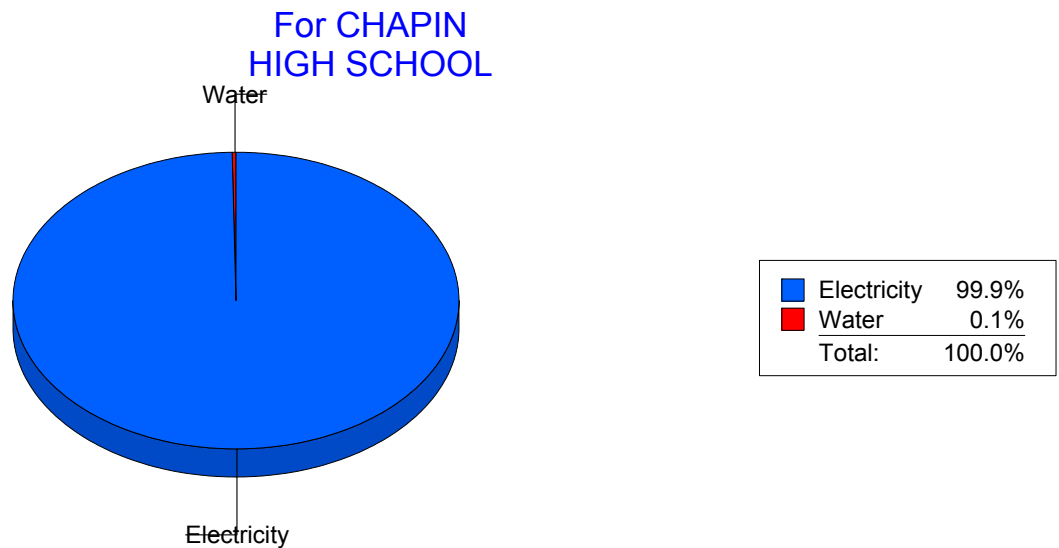
Energy CAP

Cost Avoidance Program

Cost Summary Graph

Grouped by Energy Type

Energy Type	Use	Units	Meter Cost	Special Charges	Total Cost	Avg Unit Cost	% of Total Cost
Site: CHAPIN HIGH SCHOOL - CHAPIN HIGH SCHOOL							
Electricity	281,428	KWH	\$30,248.29	\$0.00	\$30,248.29	0.1075	99.86%
Water	0	CCF	\$43.66	\$0.00	\$43.66	0.0000	0.14%
Total Cost:			\$30,291.95	\$0.00	\$30,291.95		



Filters: Cost Center Name Not One Of DoNotReport; Billing Period Equal To 200908

elpaso

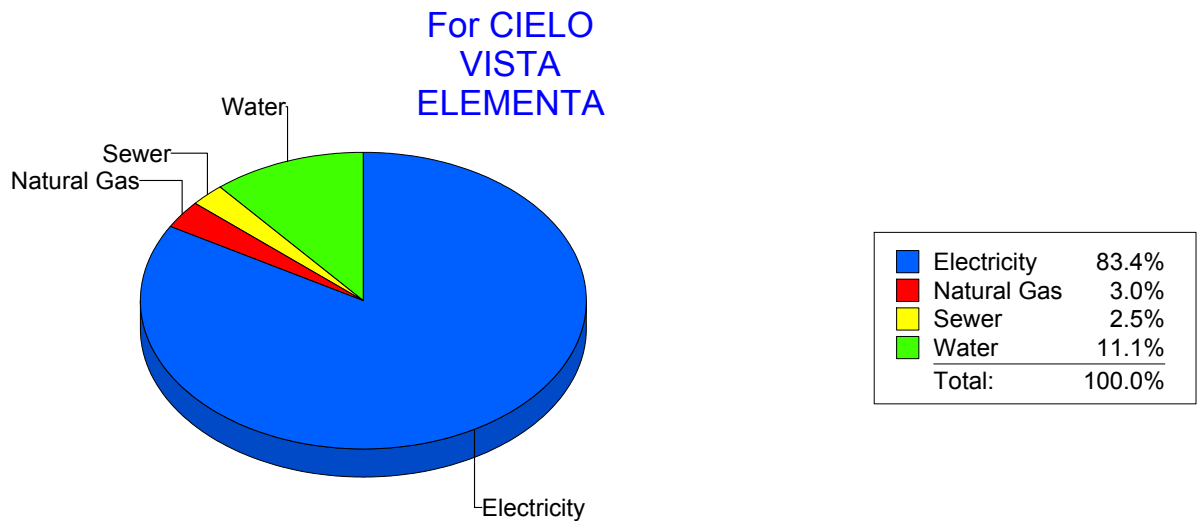
Energy CAP

Cost Avoidance Program

Cost Summary Graph

Grouped by Energy Type

Energy Type	Use	Units	Meter Cost	Special Charges	Total Cost	Avg Unit Cost	% of Total Cost
Site: CIELO VISTA ELEMENTA - CIELO VISTA ELEMENTA							
Electricity	53,120	KWH	\$7,402.49	\$0.00	\$7,402.49	0.1394	83.38%
Natural Gas	293	CCF	\$268.46	\$0.00	\$268.46	0.9162	3.02%
Water	439	CCF	\$981.47	\$0.00	\$981.47	2.2357	11.06%
Sewer	69	CCF	\$225.24	\$0.00	\$225.24	3.2643	2.54%
Total Cost:			\$8,877.66	\$0.00	\$8,877.66		



Filters: Cost Center Name Not One Of DoNotReport; Billing Period Equal To 200908

elpaso

Energy CAP

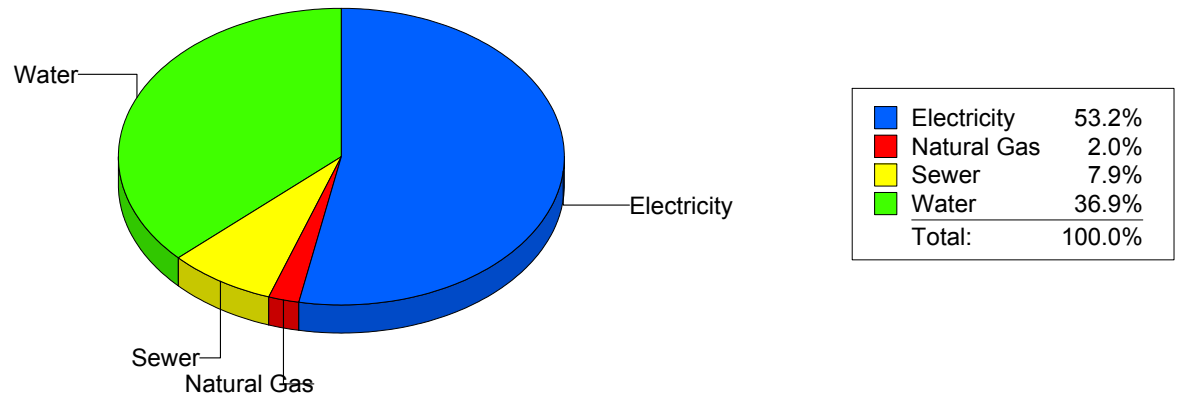
Cost Avoidance Program

Cost Summary Graph

Grouped by Energy Type

Energy Type	Use	Units	Meter Cost	Special Charges	Total Cost	Avg Unit Cost	% of Total Cost
Site: CLARDY ELEMENTARY SC - CLARDY ELEMENTARY SC							
Electricity	19,079	KWH	\$3,528.07	\$0.00	\$3,528.07	0.1849	53.16%
Natural Gas	109	CCF	\$134.62	\$0.00	\$134.62	1.2350	2.03%
Water	847	CCF	\$2,451.03	\$0.00	\$2,451.03	2.8938	36.93%
Sewer	254	CCF	\$522.43	\$0.00	\$522.43	2.0568	7.87%
Total Cost:			\$6,636.15	\$0.00	\$6,636.15		

For CLARDY
ELEMENTARY
SC



Filters: Cost Center Name Not One Of DoNotReport; Billing Period Equal To 200908

elpaso

Energy CAP

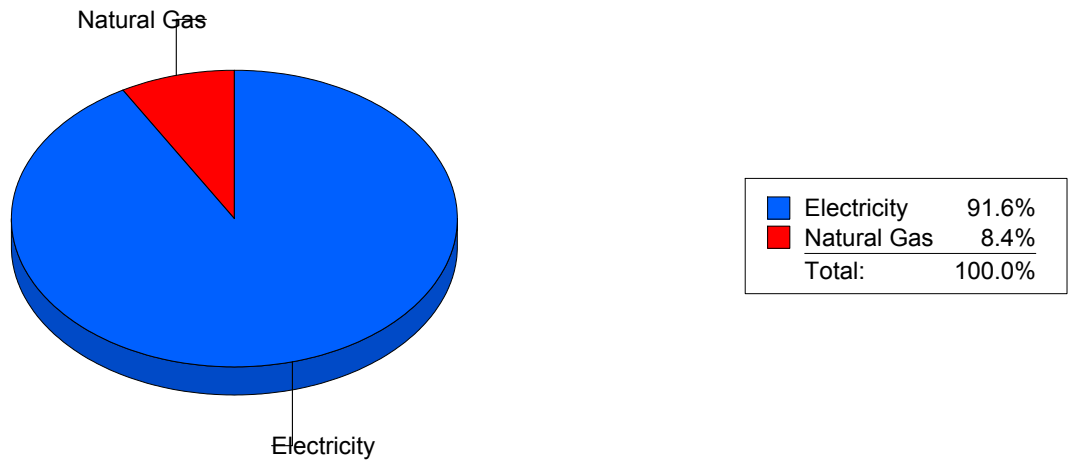
Cost Avoidance Program

Cost Summary Graph

Grouped by Energy Type

Energy Type	Use	Units	Meter Cost	Special Charges	Total Cost	Avg Unit Cost	% of Total Cost
Site: CLENDININ - CLENDININ							
Electricity	66,500	KWH	\$8,010.23	\$0.00	\$8,010.23	0.1205	91.60%
Natural Gas	993	CCF	\$734.14	\$0.00	\$734.14	0.7393	8.40%
Total Cost:			\$8,744.37	\$0.00	\$8,744.37		

For CLENDININ



Filters: Cost Center Name Not One Of DoNotReport; Billing Period Equal To 200908

elpaso

Energy CAP

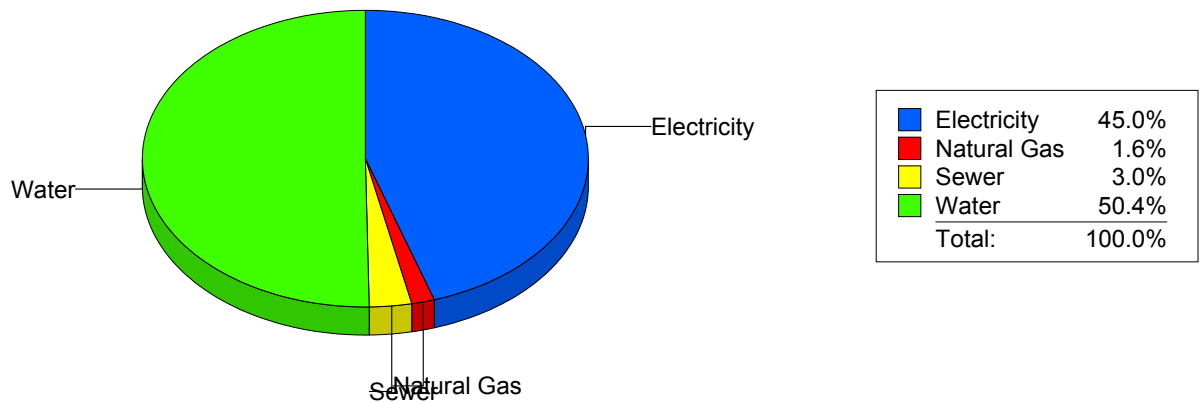
Cost Avoidance Program

Cost Summary Graph

Grouped by Energy Type

Energy Type	Use	Units	Meter Cost	Special Charges	Total Cost	Avg Unit Cost	% of Total Cost
Site: COLDWELL INTERMEDIAT - COLDWELL INTERMEDIAT							
Electricity	26,355	KWH	\$2,984.02	\$0.00	\$2,984.02	0.1132	45.03%
Natural Gas	62	CCF	\$104.78	\$0.00	\$104.78	1.6900	1.58%
Water	768	CCF	\$3,338.84	\$0.00	\$3,338.84	4.3474	50.38%
Sewer	93	CCF	\$199.83	\$0.00	\$199.83	2.1487	3.02%
Total Cost:			\$6,627.47	\$0.00	\$6,627.47		

For
COLDWELL
INTERMEDIAT



Filters: Cost Center Name Not One Of DoNotReport; Billing Period Equal To 200908

elpaso

Energy CAP

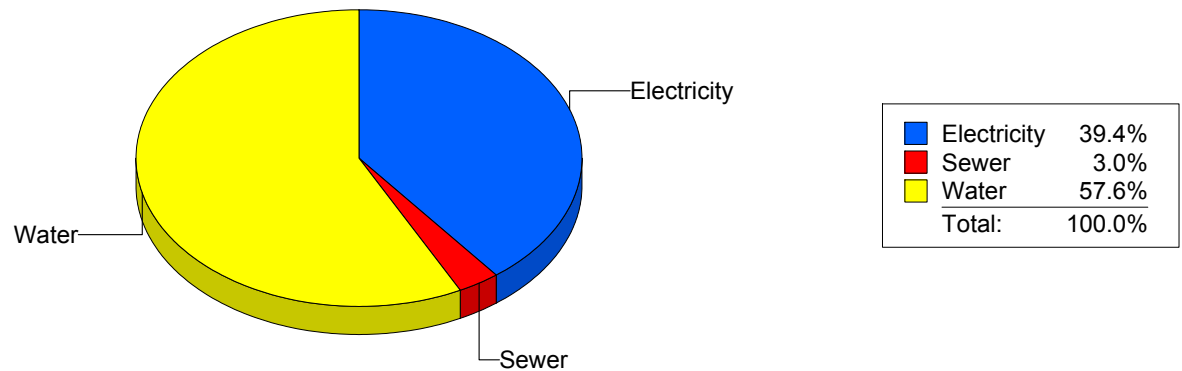
Cost Avoidance Program

Cost Summary Graph

Grouped by Energy Type

Energy Type	Use	Units	Meter Cost	Special Charges	Total Cost	Avg Unit Cost	% of Total Cost
Site: COLLINS ELEMENTARY - COLLINS ELEMENTARY							
Electricity	30,290	KWH	\$4,974.71	\$0.00	\$4,974.71	0.1642	39.43%
Water	1,733	CCF	\$7,260.69	\$0.00	\$7,260.69	4.1897	57.55%
Sewer	191	CCF	\$380.18	\$0.00	\$380.18	1.9905	3.01%
Total Cost:			\$12,615.58	\$0.00	\$12,615.58		

For COLLINS
ELEMENTARY



Filters: Cost Center Name Not One Of DoNotReport; Billing Period Equal To 200908

elpaso

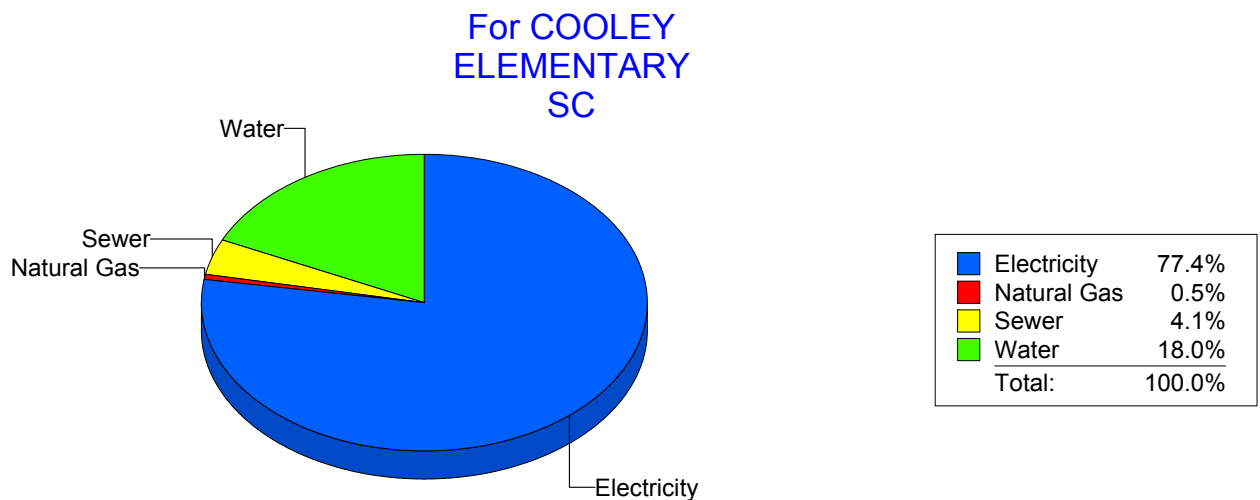
Energy CAP

Cost Avoidance Program

Cost Summary Graph

Grouped by Energy Type

Energy Type	Use	Units	Meter Cost	Special Charges	Total Cost	Avg Unit Cost	% of Total Cost
Site: COOLEY ELEMENTARY SC - COOLEY ELEMENTARY SC							
Electricity	58,800	KWH	\$9,557.50	\$0.00	\$9,557.50	0.1625	77.43%
Natural Gas	54	CCF	\$66.49	\$0.00	\$66.49	1.2313	0.54%
Water	506	CCF	\$2,218.69	\$0.00	\$2,218.69	4.3848	17.97%
Sewer	149	CCF	\$500.80	\$0.00	\$500.80	3.3611	4.06%
Total Cost:			\$12,343.48	\$0.00	\$12,343.48		



Filters: Cost Center Name Not One Of DoNotReport; Billing Period Equal To 200908

elpaso

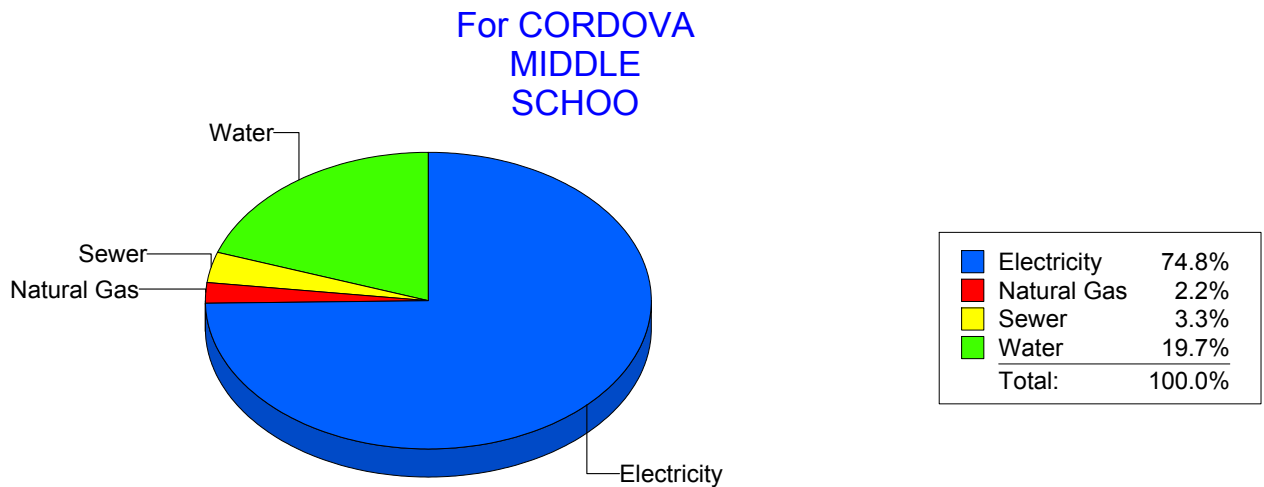
Energy CAP

Cost Avoidance Program

Cost Summary Graph

Grouped by Energy Type

Energy Type	Use	Units	Meter Cost	Special Charges	Total Cost	Avg Unit Cost	% of Total Cost
Site: CORDOVA MIDDLE SCHOO - CORDOVA MIDDLE SCHOO							
Electricity	65,500	KWH	\$8,695.64	\$0.00	\$8,695.64	0.1328	74.81%
Natural Gas	318	CCF	\$253.25	\$0.00	\$253.25	0.7964	2.18%
Water	980	CCF	\$2,291.39	\$0.00	\$2,291.39	2.3382	19.71%
Sewer	135	CCF	\$383.40	\$0.00	\$383.40	2.8400	3.30%
Total Cost:			\$11,623.68	\$0.00	\$11,623.68		



Filters: Cost Center Name Not One Of DoNotReport; Billing Period Equal To 200908

elpaso

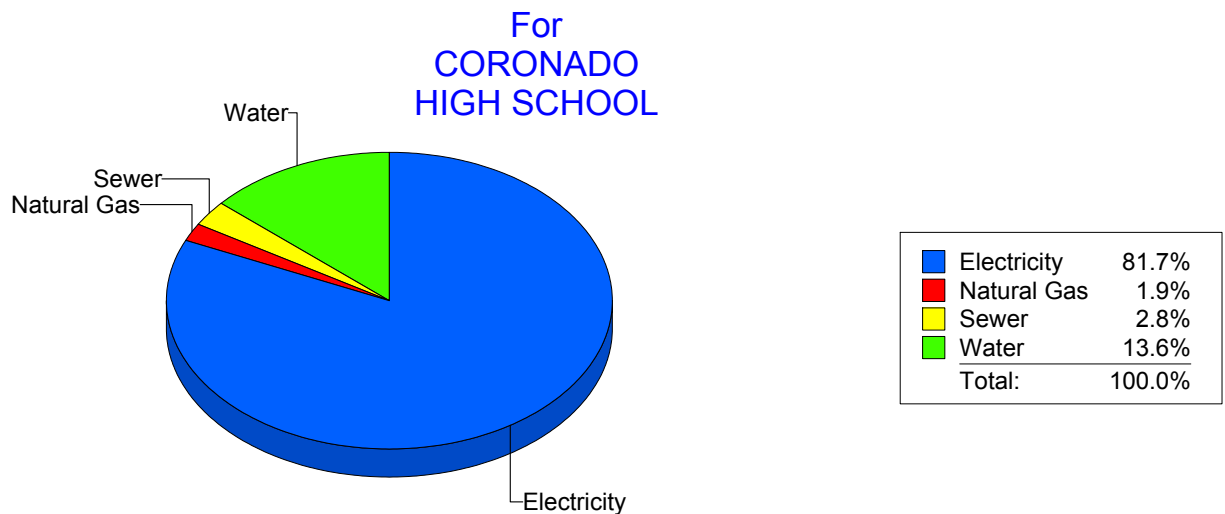
Energy CAP

Cost Avoidance Program

Cost Summary Graph

Grouped by Energy Type

Energy Type	Use	Units	Meter Cost	Special Charges	Total Cost	Avg Unit Cost	% of Total Cost
Site: CORONADO HIGH SCHOOL - CORONADO HIGH SCHOOL							
Electricity	208,921	KWH	\$28,135.33	\$0.00	\$28,135.33	0.1347	81.75%
Natural Gas	793	CCF	\$656.99	\$0.00	\$656.99	0.8285	1.91%
Water	3,193	CCF	\$4,671.62	\$0.00	\$4,671.62	1.4631	13.57%
Sewer	519	CCF	\$953.54	\$0.00	\$953.54	1.8373	2.77%
Total Cost:			\$34,417.48	\$0.00	\$34,417.48		



Filters: Cost Center Name Not One Of DoNotReport; Billing Period Equal To 200908

elpaso

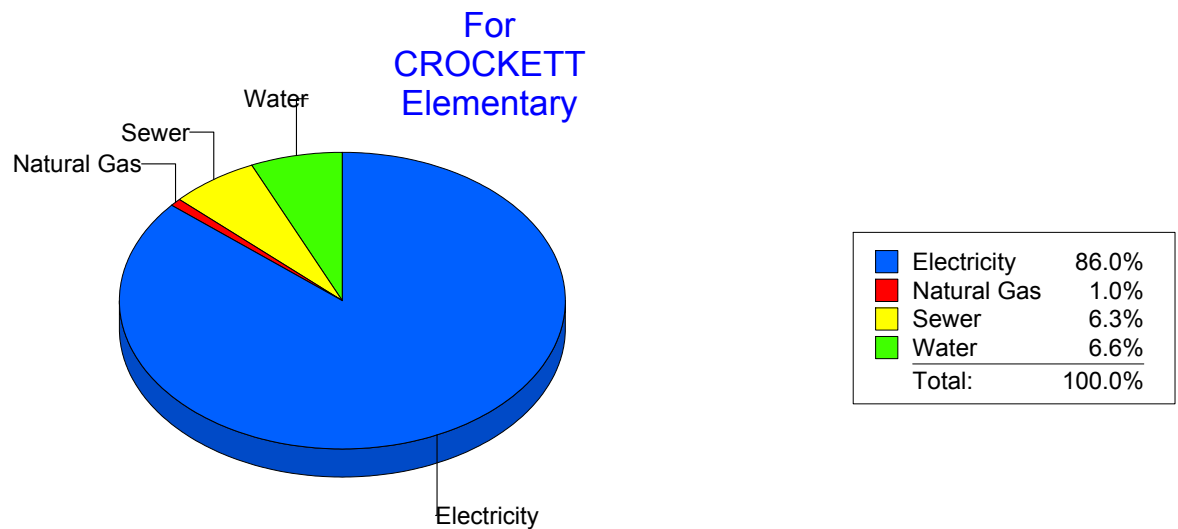
Energy CAP

Cost Avoidance Program

Cost Summary Graph

Grouped by Energy Type

Energy Type	Use	Units	Meter Cost	Special Charges	Total Cost	Avg Unit Cost	% of Total Cost
Site: CROCKETT - CROCKETT Elementary							
Electricity	26,800	KWH	\$4,012.87	\$0.00	\$4,012.87	0.1497	86.03%
Natural Gas	23	CCF	\$47.48	\$0.00	\$47.48	2.0643	1.02%
Water	97	CCF	\$308.22	\$0.00	\$308.22	3.1775	6.61%
Sewer	135	CCF	\$295.93	\$0.00	\$295.93	2.1921	6.34%
Total Cost:			\$4,664.50	\$0.00	\$4,664.50		



Filters: Cost Center Name Not One Of DoNotReport; Billing Period Equal To 200908

el Paso

Energy CAP

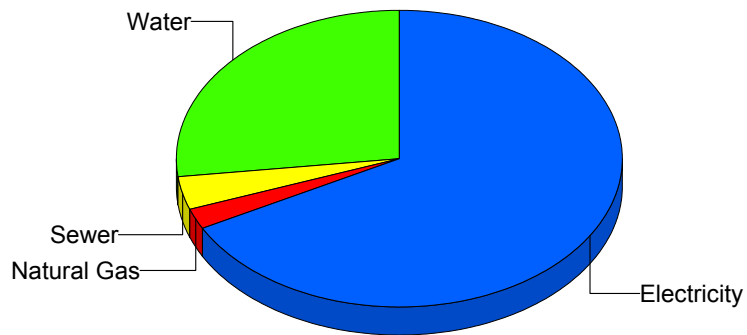
Cost Avoidance Program

Cost Summary Graph

Grouped by Energy Type

Energy Type	Use	Units	Meter Cost	Special Charges	Total Cost	Avg Unit Cost	% of Total Cost
Site: CROSBY ELEMENTARY - CROSBY ELEMENTARY							
Electricity	25,838	KWH	\$4,072.11	\$0.00	\$4,072.11	0.1576	67.33%
Natural Gas	90	CCF	\$121.95	\$0.00	\$121.95	1.3550	2.02%
Water	431	CCF	\$1,622.91	\$0.00	\$1,622.91	3.7655	26.83%
Sewer	84	CCF	\$231.16	\$0.00	\$231.16	2.7519	3.82%
Total Cost:			\$6,048.13	\$0.00	\$6,048.13		

For CROSBY
ELEMENTARY



Electricity	67.3%
Natural Gas	2.0%
Sewer	3.8%
Water	26.8%
Total:	100.0%

Filters: Cost Center Name Not One Of DoNotReport; Billing Period Equal To 200908

elpaso

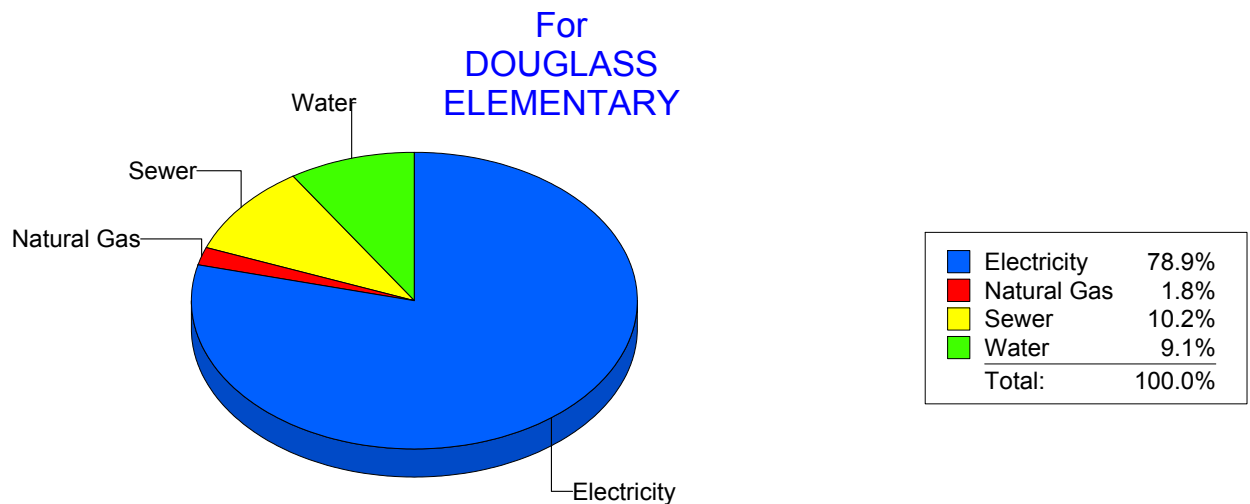
Energy CAP

Cost Avoidance Program

Cost Summary Graph

Grouped by Energy Type

Energy Type	Use	Units	Meter Cost	Special Charges	Total Cost	Avg Unit Cost	% of Total Cost
Site: DOUGLASS ELEMENTARY - DOUGLASS ELEMENTARY							
Electricity	28,870	KWH	\$4,286.08	\$0.00	\$4,286.08	0.1485	78.91%
Natural Gas	54	CCF	\$99.87	\$0.00	\$99.87	1.8494	1.84%
Water	237	CCF	\$492.81	\$0.00	\$492.81	2.0794	9.07%
Sewer	300	CCF	\$552.68	\$0.00	\$552.68	1.8423	10.18%
Total Cost:			\$5,431.44	\$0.00	\$5,431.44		



Filters: Cost Center Name Not One Of DoNotReport; Billing Period Equal To 200908

elpaso

Energy CAP

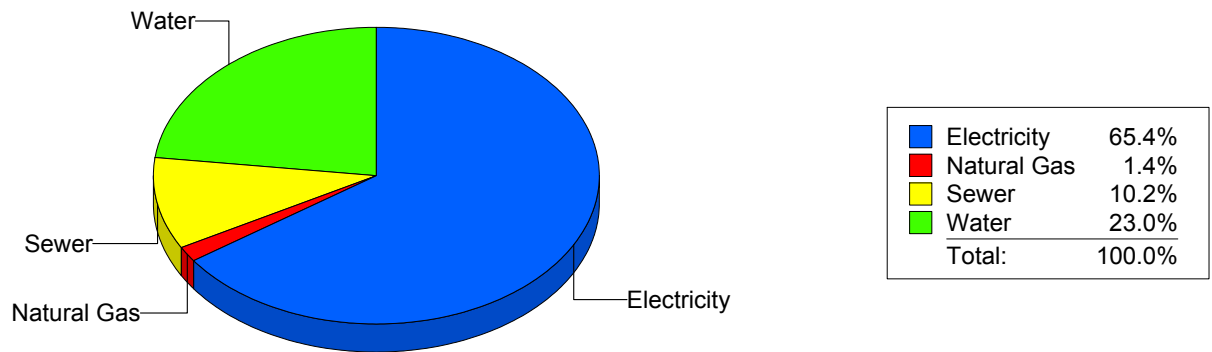
Cost Avoidance Program

Cost Summary Graph

Grouped by Energy Type

Energy Type	Use	Units	Meter Cost	Special Charges	Total Cost	Avg Unit Cost	% of Total Cost
Site: DOWELL ELEMENTARY - DOWELL ELEMENTARY							
Electricity	18,041	KWH	\$2,697.96	\$0.00	\$2,697.96	0.1495	65.40%
Natural Gas	41	CCF	\$58.47	\$0.00	\$58.47	1.4261	1.42%
Water	460	CCF	\$949.73	\$0.00	\$949.73	2.0646	23.02%
Sewer	291	CCF	\$419.05	\$0.00	\$419.05	1.4400	10.16%
Total Cost:			\$4,125.21	\$0.00	\$4,125.21		

For DOWELL
ELEMENTARY



Filters: Cost Center Name Not One Of DoNotReport; Billing Period Equal To 200908

elpaso

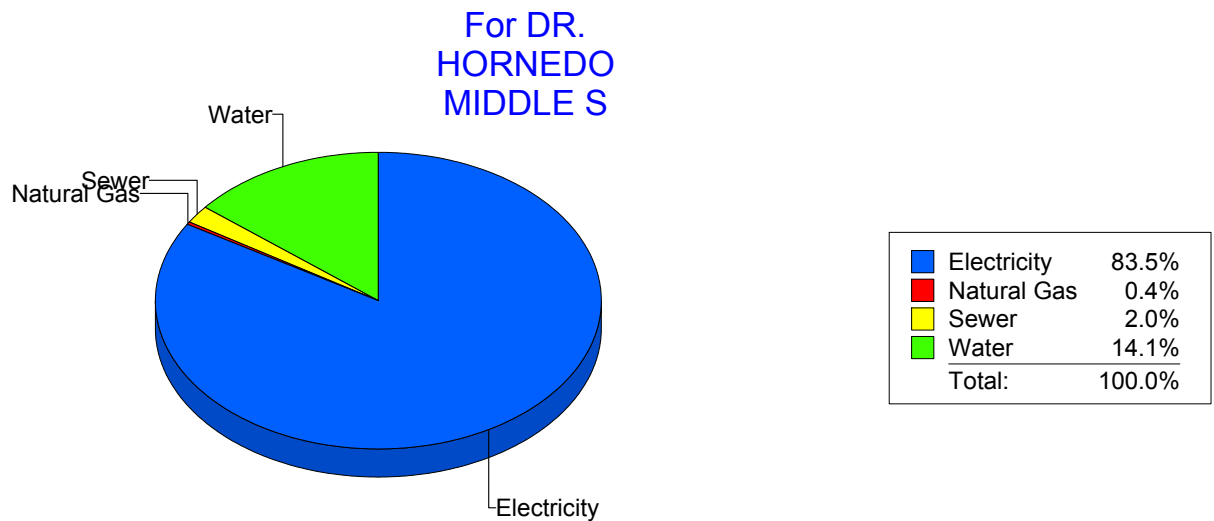
Energy CAP

Cost Avoidance Program

Cost Summary Graph

Grouped by Energy Type

Energy Type	Use	Units	Meter Cost	Special Charges	Total Cost	Avg Unit Cost	% of Total Cost
Site: DR. HORNEDO MIDDLE S - DR. HORNEDO MIDDLE S							
Electricity	157,000	KWH	\$18,171.24	\$0.00	\$18,171.24	0.1157	83.50%
Natural Gas	87	CCF	\$86.73	\$0.00	\$86.73	0.9969	0.40%
Water	2,641	CCF	\$3,065.18	\$0.00	\$3,065.18	1.1606	14.09%
Sewer	178	CCF	\$438.01	\$0.00	\$438.01	2.4607	2.01%
Total Cost:			\$21,761.16	\$0.00	\$21,761.16		



Filters: Cost Center Name Not One Of DoNotReport; Billing Period Equal To 200908

el Paso

Energy CAP

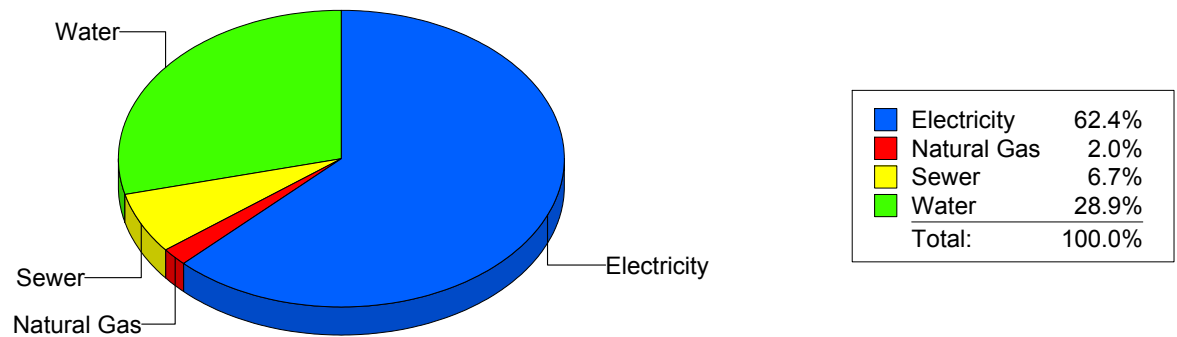
Cost Avoidance Program

Cost Summary Graph

Grouped by Energy Type

Energy Type	Use	Units	Meter Cost	Special Charges	Total Cost	Avg Unit Cost	% of Total Cost
Site: DR. L.A. NIXON ELEME - DR. L.A. NIXON ELEME							
Electricity	39,300	KWH	\$5,176.49	\$0.00	\$5,176.49	0.1317	62.40%
Natural Gas	148	CCF	\$162.99	\$0.00	\$162.99	1.1013	1.96%
Water	804	CCF	\$2,397.84	\$0.00	\$2,397.84	2.9824	28.91%
Sewer	243	CCF	\$557.94	\$0.00	\$557.94	2.2960	6.73%
Total Cost:			\$8,295.26	\$0.00	\$8,295.26		

For DR. L.A.
NIXON ELEME



Filters: Cost Center Name Not One Of DoNotReport; Billing Period Equal To 200908

elpaso

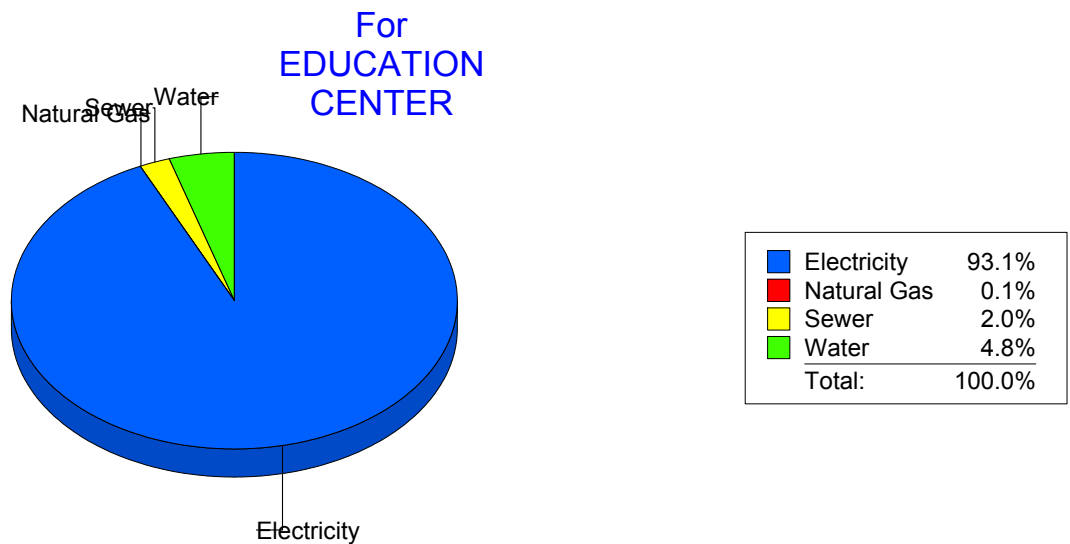
Energy CAP

Cost Avoidance Program

Cost Summary Graph

Grouped by Energy Type

Energy Type	Use	Units	Meter Cost	Special Charges	Total Cost	Avg Unit Cost	% of Total Cost
Site: EDUCATION CENTER - EDUCATION CENTER							
Electricity	362,964	KWH	\$35,050.85	\$0.00	\$35,050.85	0.0966	93.06%
Natural Gas	11	CCF	\$40.12	\$0.00	\$40.12	3.6473	0.11%
Water	668	CCF	\$1,801.83	\$0.00	\$1,801.83	2.6974	4.78%
Sewer	313	CCF	\$771.32	\$0.00	\$771.32	2.4643	2.05%
Total Cost:			\$37,664.12	\$0.00	\$37,664.12		



Filters: Cost Center Name Not One Of DoNotReport; Billing Period Equal To 200908

elpaso

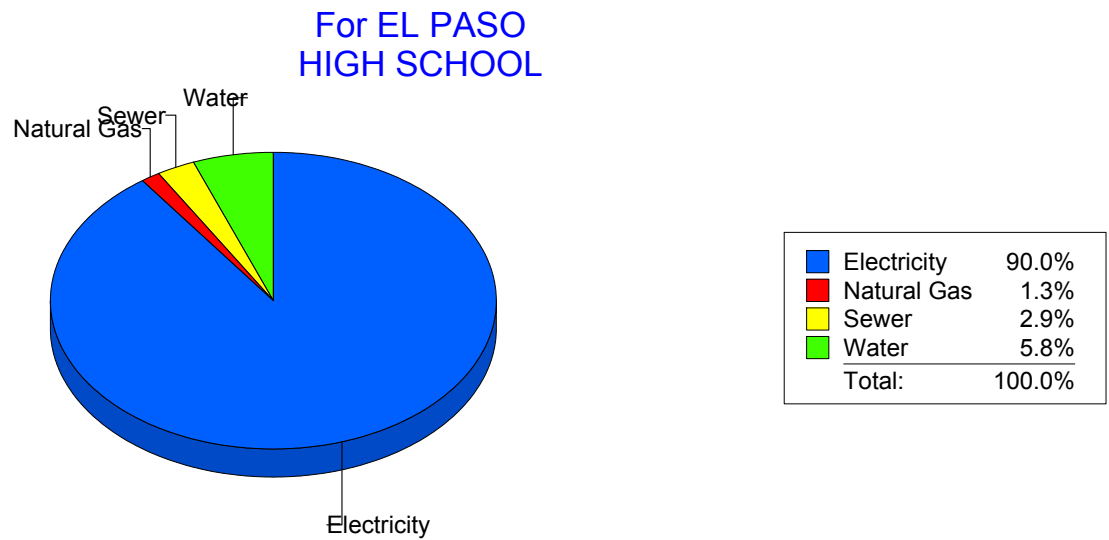
Energy CAP

Cost Avoidance Program

Cost Summary Graph

Grouped by Energy Type

Energy Type	Use	Units	Meter Cost	Special Charges	Total Cost	Avg Unit Cost	% of Total Cost
Site: EL PASO HIGH SCHOOL - EL PASO HIGH SCHOOL							
Electricity	172,395	KWH	\$22,169.11	\$0.00	\$22,169.11	0.1286	90.03%
Natural Gas	199	CCF	\$325.27	\$0.00	\$325.27	1.6345	1.32%
Water	578	CCF	\$1,421.67	\$0.00	\$1,421.67	2.4596	5.77%
Sewer	283	CCF	\$708.97	\$0.00	\$708.97	2.5052	2.88%
Total Cost:			\$24,625.02	\$0.00	\$24,625.02		



Filters: Cost Center Name Not One Of DoNotReport; Billing Period Equal To 200908

elpaso

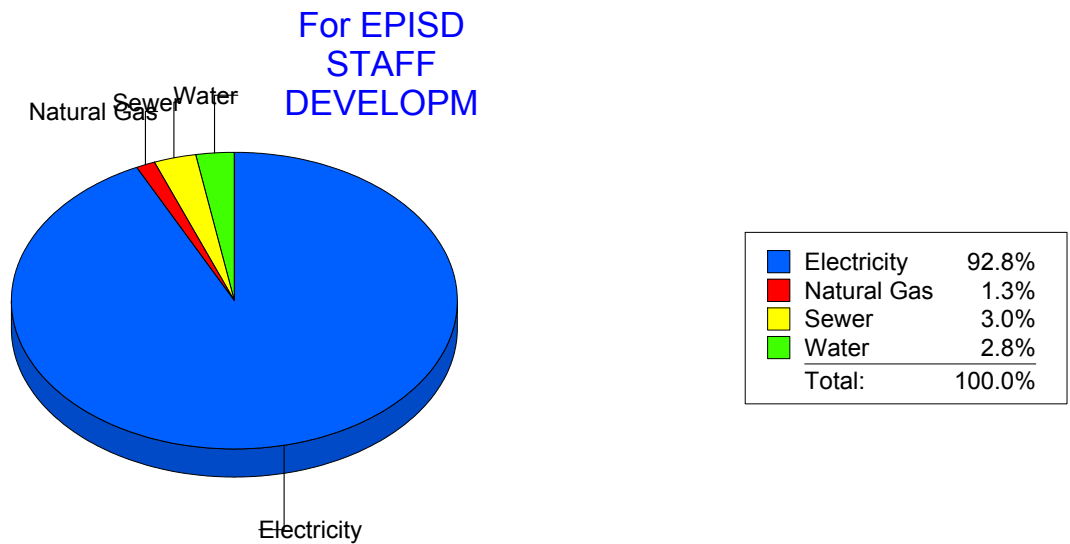
Energy CAP

Cost Avoidance Program

Cost Summary Graph

Grouped by Energy Type

Energy Type	Use	Units	Meter Cost	Special Charges	Total Cost	Avg Unit Cost	% of Total Cost
Site: EPISD STAFF DEVELOPM - EPISD STAFF DEVELOPM							
Electricity	28,920	KWH	\$2,988.80	\$0.00	\$2,988.80	0.1033	92.83%
Natural Gas	13	CCF	\$41.35	\$0.00	\$41.35	3.1808	1.28%
Water	19	CCF	\$91.69	\$0.00	\$91.69	4.8258	2.85%
Sewer	38	CCF	\$97.74	\$0.00	\$97.74	2.5721	3.04%
Total Cost:			\$3,219.58	\$0.00	\$3,219.58		



Filters: Cost Center Name Not One Of DoNotReport; Billing Period Equal To 200908

elpaso

Energy CAP

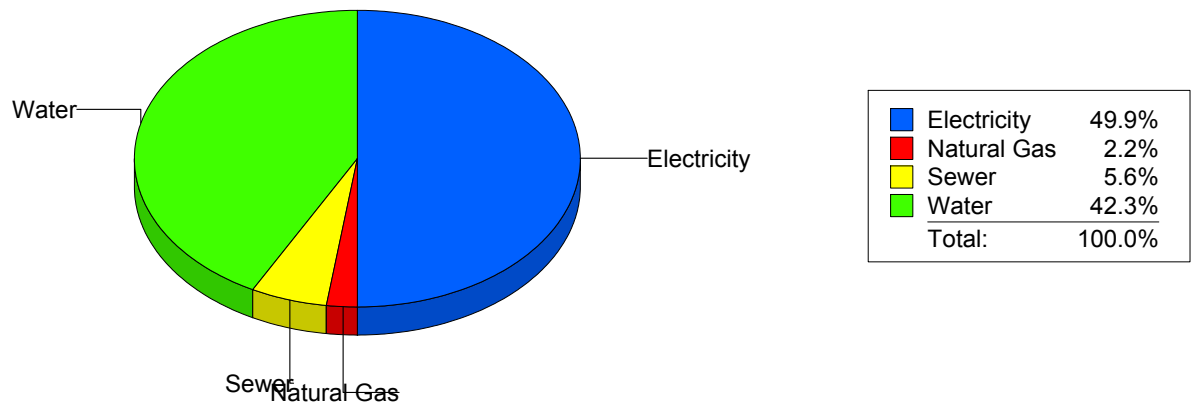
Cost Avoidance Program

Cost Summary Graph

Grouped by Energy Type

Energy Type	Use	Units	Meter Cost	Special Charges	Total Cost	Avg Unit Cost	% of Total Cost
Site: FANNIN ELEMENTARY - FANNIN ELEMENTARY							
Electricity	21,001	KWH	\$3,149.15	\$0.00	\$3,149.15	0.1500	49.94%
Natural Gas	59	CCF	\$136.32	\$0.00	\$136.32	2.3105	2.16%
Water	987	CCF	\$2,668.56	\$0.00	\$2,668.56	2.7037	42.32%
Sewer	120	CCF	\$352.25	\$0.00	\$352.25	2.9354	5.59%
Total Cost:			\$6,306.28	\$0.00	\$6,306.28		

For FANNIN
ELEMENTARY



Filters: Cost Center Name Not One Of DoNotReport; Billing Period Equal To 200908

elpaso

Energy CAP

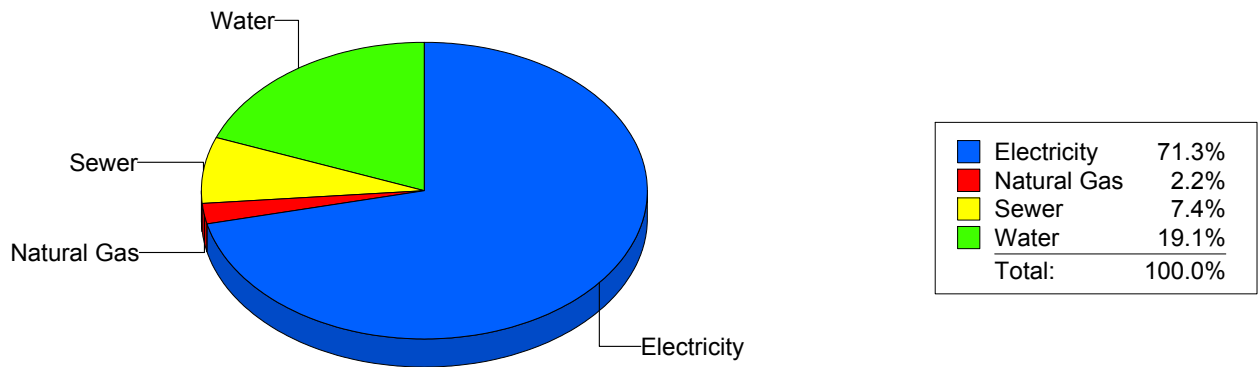
Cost Avoidance Program

Cost Summary Graph

Grouped by Energy Type

Energy Type	Use	Units	Meter Cost	Special Charges	Total Cost	Avg Unit Cost	% of Total Cost
Site: FINE ARTS/MULTIMEDIA - FINE ARTS/MULTIMEDIA							
Electricity	8,727	KWH	\$1,315.36	\$0.00	\$1,315.36	0.1507	71.27%
Natural Gas	12	CCF	\$40.74	\$0.00	\$40.74	3.3950	2.21%
Water	142	CCF	\$352.38	\$0.00	\$352.38	2.4815	19.09%
Sewer	59	CCF	\$137.17	\$0.00	\$137.17	2.3249	7.43%
Total Cost:			\$1,845.65	\$0.00	\$1,845.65		

For FINE
ARTS/MULTIMEDIA



Filters: Cost Center Name Not One Of DoNotReport; Billing Period Equal To 200908

elpaso

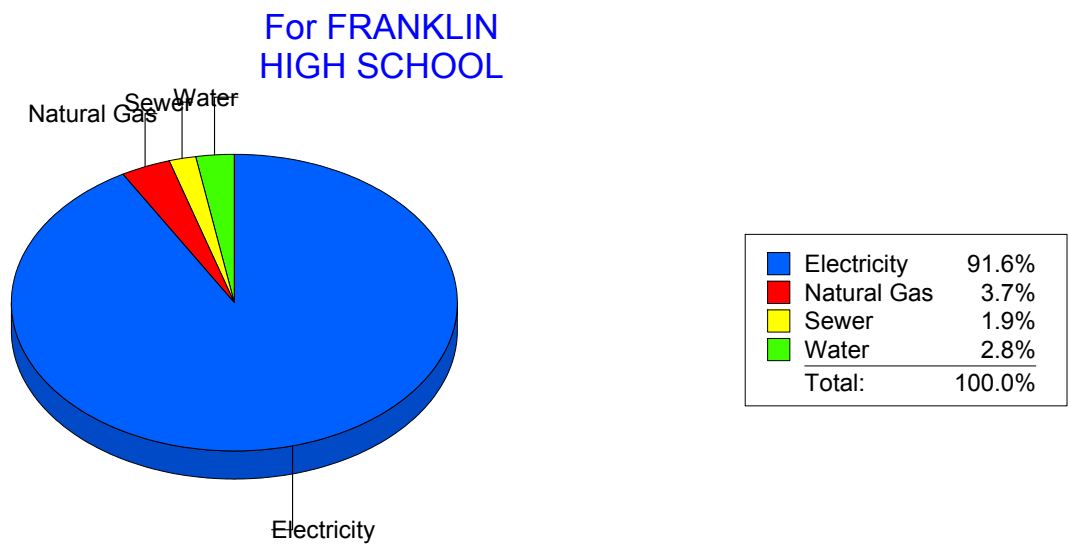
Energy CAP

Cost Avoidance Program

Cost Summary Graph

Grouped by Energy Type

Energy Type	Use	Units	Meter Cost	Special Charges	Total Cost	Avg Unit Cost	% of Total Cost
Site: FRANKLIN HIGH SCHOOL - FRANKLIN HIGH SCHOOL							
Electricity	347,388	KWH	\$36,389.94	\$0.00	\$36,389.94	0.1048	91.60%
Natural Gas	1,985	CCF	\$1,465.67	\$0.00	\$1,465.67	0.7384	3.69%
Water	618	CCF	\$1,125.94	\$0.00	\$1,125.94	1.8219	2.83%
Sewer	421	CCF	\$746.62	\$0.00	\$746.62	1.7734	1.88%
Total Cost:			\$39,728.17	\$0.00	\$39,728.17		



Filters: Cost Center Name Not One Of DoNotReport; Billing Period Equal To 200908

elpaso

Energy CAP

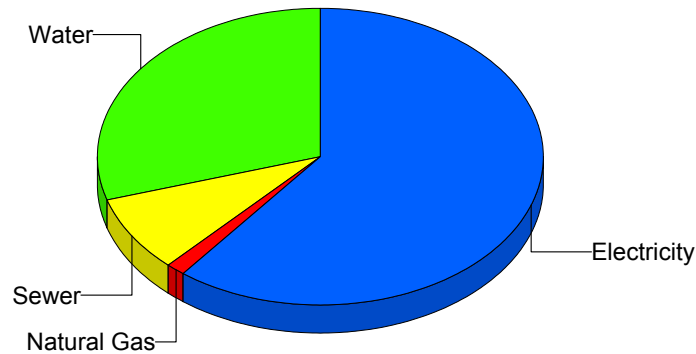
Cost Avoidance Program

Cost Summary Graph

Grouped by Energy Type

Energy Type	Use	Units	Meter Cost	Special Charges	Total Cost	Avg Unit Cost	% of Total Cost
Site: GREEN ELEMENTARY SCH - GREEN ELEMENTARY SCH							
Electricity	28,200	KWH	\$3,670.80	\$0.00	\$3,670.80	0.1302	60.56%
Natural Gas	19	CCF	\$78.41	\$0.00	\$78.41	4.1268	1.29%
Water	583	CCF	\$1,808.26	\$0.00	\$1,808.26	3.1016	29.83%
Sewer	181	CCF	\$504.06	\$0.00	\$504.06	2.7849	8.32%
Total Cost:			\$6,061.53	\$0.00	\$6,061.53		

For GREEN
ELEMENTARY
SCH



Electricity	60.6%
Natural Gas	1.3%
Sewer	8.3%
Water	29.8%
Total:	100.0%

Filters: Cost Center Name Not One Of DoNotReport; Billing Period Equal To 200908

elpaso

Energy CAP

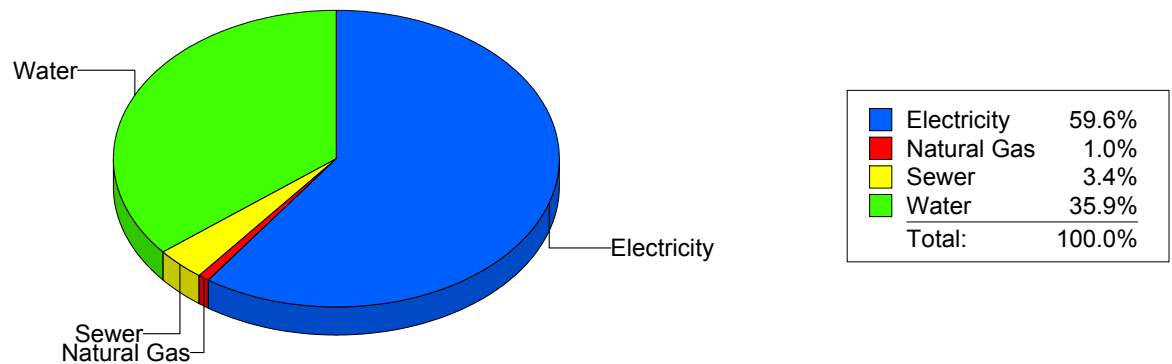
Cost Avoidance Program

Cost Summary Graph

Grouped by Energy Type

Energy Type	Use	Units	Meter Cost	Special Charges	Total Cost	Avg Unit Cost	% of Total Cost
Site: GUILLEN MIDDLE SCHOO - GUILLEN MIDDLE SCHOO							
Electricity	73,488	KWH	\$9,333.94	\$0.00	\$9,333.94	0.1270	59.61%
Natural Gas	148	CCF	\$162.99	\$0.00	\$162.99	1.1013	1.04%
Water	1,758	CCF	\$5,621.68	\$0.00	\$5,621.68	3.1978	35.90%
Sewer	268	CCF	\$540.21	\$0.00	\$540.21	2.0157	3.45%
Total Cost:			\$15,658.82	\$0.00	\$15,658.82		

For GUILLEN
MIDDLE
SCHOO



Filters: Cost Center Name Not One Of DoNotReport; Billing Period Equal To 200908

elpaso

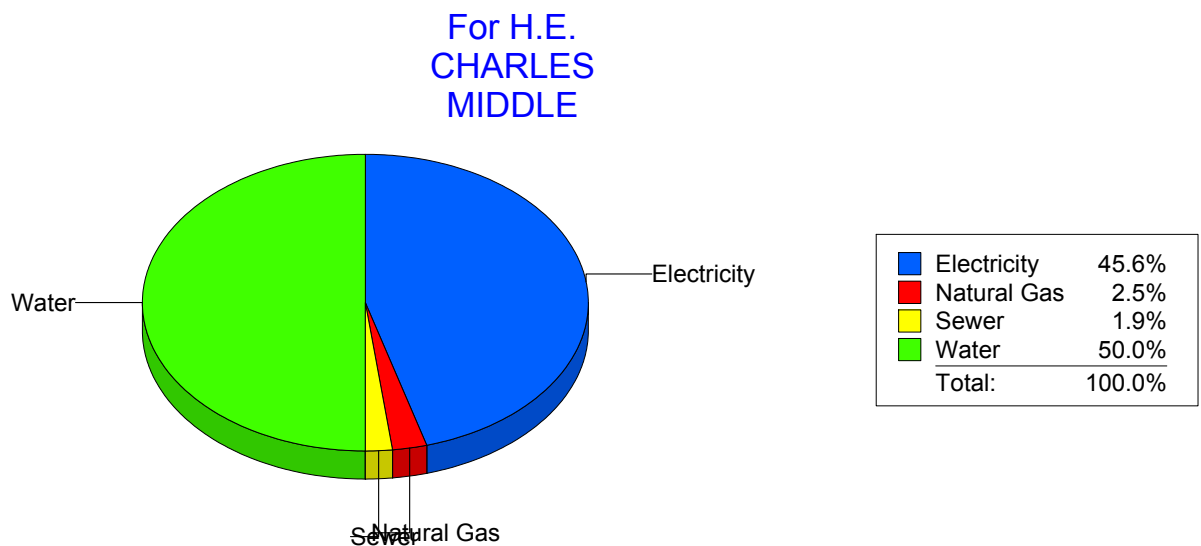
Energy CAP

Cost Avoidance Program

Cost Summary Graph

Grouped by Energy Type

Energy Type	Use	Units	Meter Cost	Special Charges	Total Cost	Avg Unit Cost	% of Total Cost
Site: H.E. CHARLES MIDDLE - H.E. CHARLES MIDDLE							
Electricity	62,300	KWH	\$8,567.02	\$0.00	\$8,567.02	0.1375	45.55%
Natural Gas	625	CCF	\$473.99	\$0.00	\$473.99	0.7584	2.52%
Water	2,072	CCF	\$9,399.72	\$0.00	\$9,399.72	4.5365	49.98%
Sewer	121	CCF	\$365.62	\$0.00	\$365.62	3.0217	1.94%
Total Cost:			\$18,806.35	\$0.00	\$18,806.35		



Filters: Cost Center Name Not One Of DoNotReport; Billing Period Equal To 200908

elpaso

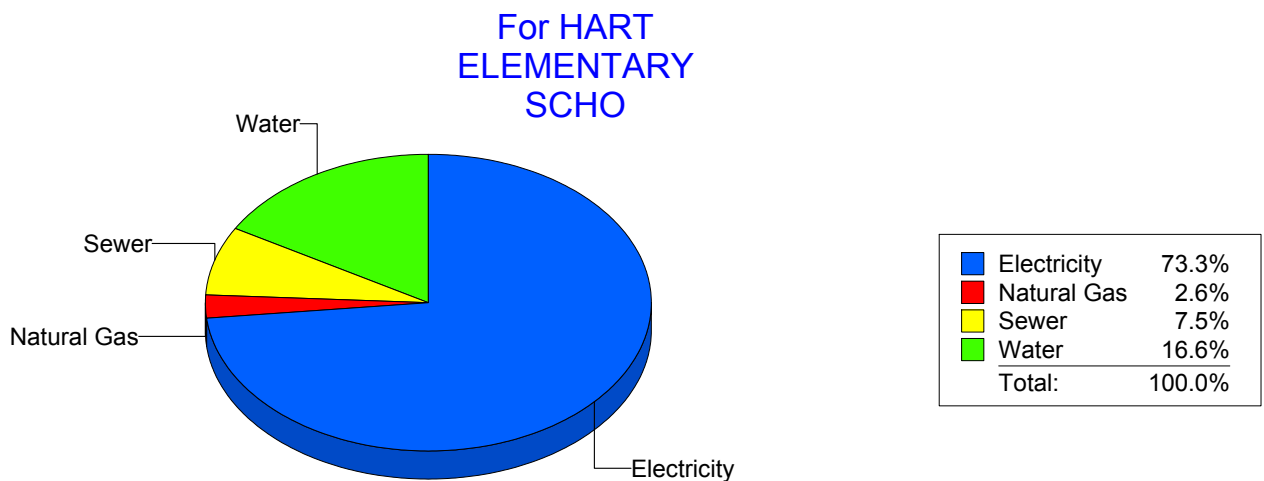
Energy CAP

Cost Avoidance Program

Cost Summary Graph

Grouped by Energy Type

Energy Type	Use	Units	Meter Cost	Special Charges	Total Cost	Avg Unit Cost	% of Total Cost
Site: HART ELEMENTARY SCHO - HART ELEMENTARY SCHO							
Electricity	21,245	KWH	\$3,204.41	\$0.00	\$3,204.41	0.1508	73.25%
Natural Gas	127	CCF	\$114.34	\$0.00	\$114.34	0.9003	2.61%
Water	309	CCF	\$726.29	\$0.00	\$726.29	2.3505	16.60%
Sewer	143	CCF	\$329.33	\$0.00	\$329.33	2.3030	7.53%
Total Cost:			\$4,374.37	\$0.00	\$4,374.37		



Filters: Cost Center Name Not One Of DoNotReport; Billing Period Equal To 200908

elpaso

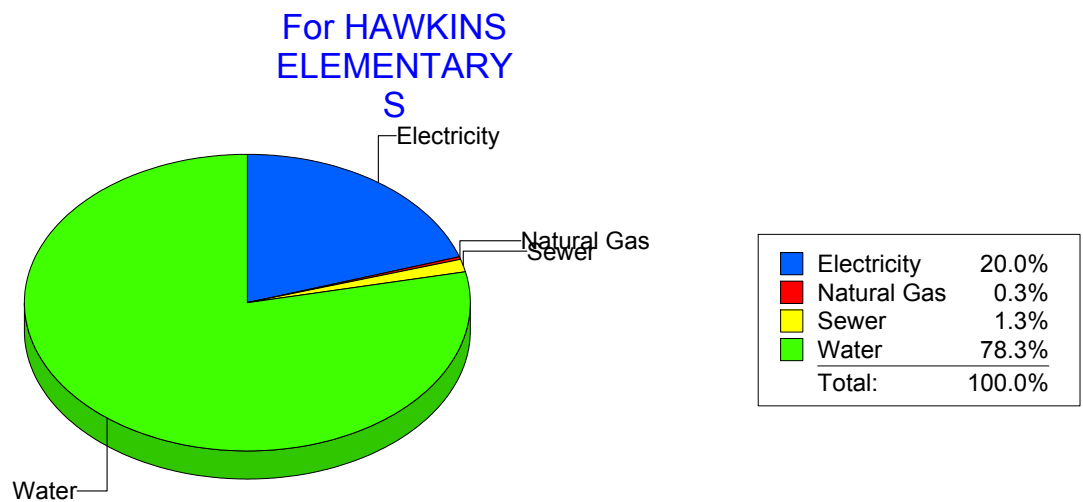
Energy CAP

Cost Avoidance Program

Cost Summary Graph

Grouped by Energy Type

Energy Type	Use	Units	Meter Cost	Special Charges	Total Cost	Avg Unit Cost	% of Total Cost
Site: HAWKINS ELEMENTARY S - HAWKINS ELEMENTARY S							
Electricity	18,510	KWH	\$2,551.99	\$0.00	\$2,551.99	0.1379	19.99%
Natural Gas	14	CCF	\$41.96	\$0.00	\$41.96	2.9971	0.33%
Water	2,060	CCF	\$10,002.05	\$0.00	\$10,002.05	4.8554	78.35%
Sewer	36	CCF	\$170.20	\$0.00	\$170.20	4.7278	1.33%
Total Cost:			\$12,766.20	\$0.00	\$12,766.20		



Filters: Cost Center Name Not One Of DoNotReport; Billing Period Equal To 200908

elpaso

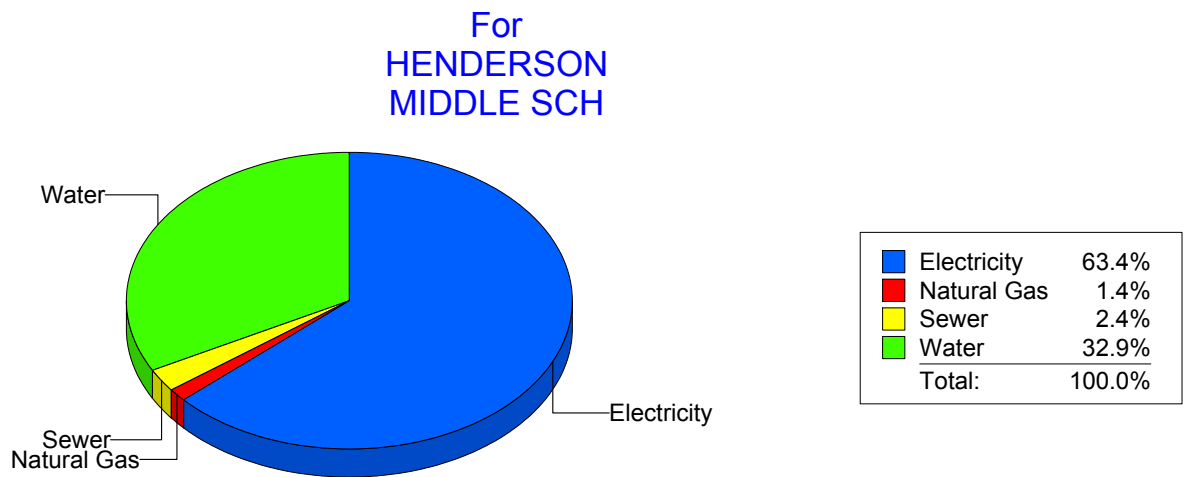
Energy CAP

Cost Avoidance Program

Cost Summary Graph

Grouped by Energy Type

Energy Type	Use	Units	Meter Cost	Special Charges	Total Cost	Avg Unit Cost	% of Total Cost
Site: HENDERSON MIDDLE SCH - HENDERSON MIDDLE SCH							
Electricity	49,483	KWH	\$7,008.47	\$0.00	\$7,008.47	0.1416	63.40%
Natural Gas	175	CCF	\$149.25	\$0.00	\$149.25	0.8529	1.35%
Water	1,307	CCF	\$3,633.67	\$0.00	\$3,633.67	2.7802	32.87%
Sewer	158	CCF	\$262.90	\$0.00	\$262.90	1.6639	2.38%
Total Cost:			\$11,054.29	\$0.00	\$11,054.29		



Filters: Cost Center Name Not One Of DoNotReport; Billing Period Equal To 200908

elpaso

Energy CAP

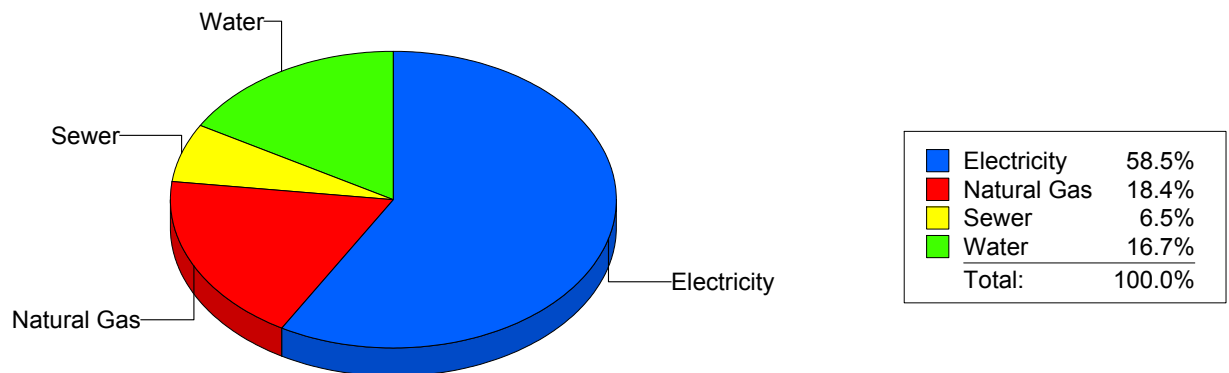
Cost Avoidance Program

Cost Summary Graph

Grouped by Energy Type

Energy Type	Use	Units	Meter Cost	Special Charges	Total Cost	Avg Unit Cost	% of Total Cost
Site: HERCULES COTTAGES - HERCULES COTTAGES							
Electricity	3,036	KWH	\$539.19	\$0.00	\$539.19	0.1776	58.46%
Natural Gas	4	CCF	\$169.35	\$0.00	\$169.35	42.3375	18.36%
Water	55	CCF	\$154.30	\$0.00	\$154.30	2.8055	16.73%
Sewer	23	CCF	\$59.54	\$0.00	\$59.54	2.5887	6.46%
Total Cost:			\$922.38	\$0.00	\$922.38		

For HERCULES COTTAGES



Filters: Cost Center Name Not One Of DoNotReport; Billing Period Equal To 200908

elpaso

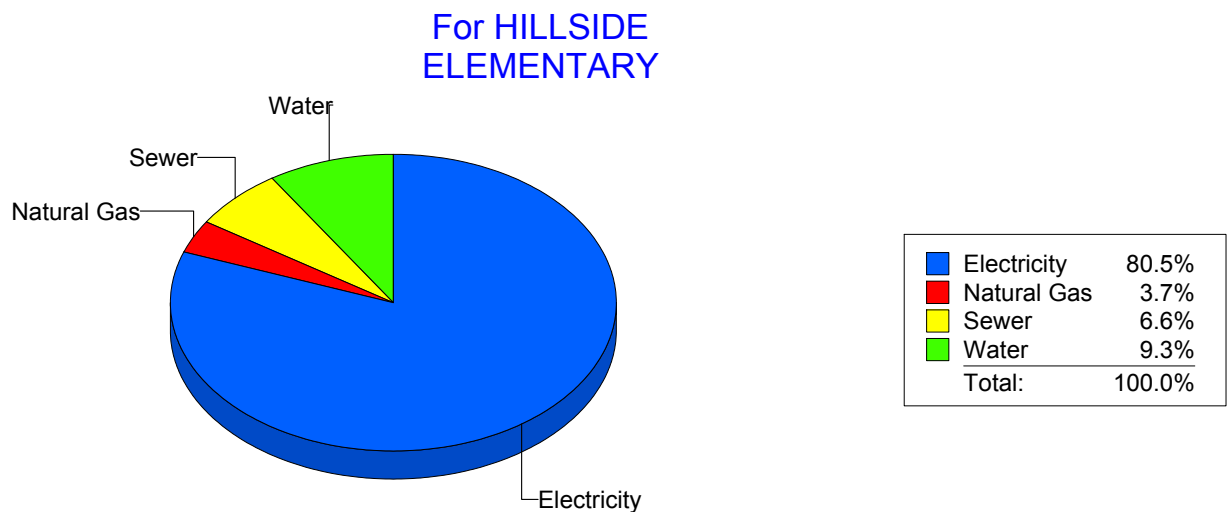
Energy CAP

Cost Avoidance Program

Cost Summary Graph

Grouped by Energy Type

Energy Type	Use	Units	Meter Cost	Special Charges	Total Cost	Avg Unit Cost	% of Total Cost
Site: HILLSIDE ELEMENTARY - HILLSIDE ELEMENTARY							
Electricity	30,245	KWH	\$5,045.33	\$0.00	\$5,045.33	0.1668	80.48%
Natural Gas	153	CCF	\$230.65	\$0.00	\$230.65	1.5075	3.68%
Water	198	CCF	\$582.17	\$0.00	\$582.17	2.9403	9.29%
Sewer	156	CCF	\$410.67	\$0.00	\$410.67	2.6325	6.55%
Total Cost:			\$6,268.82	\$0.00	\$6,268.82		



Filters: Cost Center Name Not One Of DoNotReport; Billing Period Equal To 200908

elpaso

Energy CAP

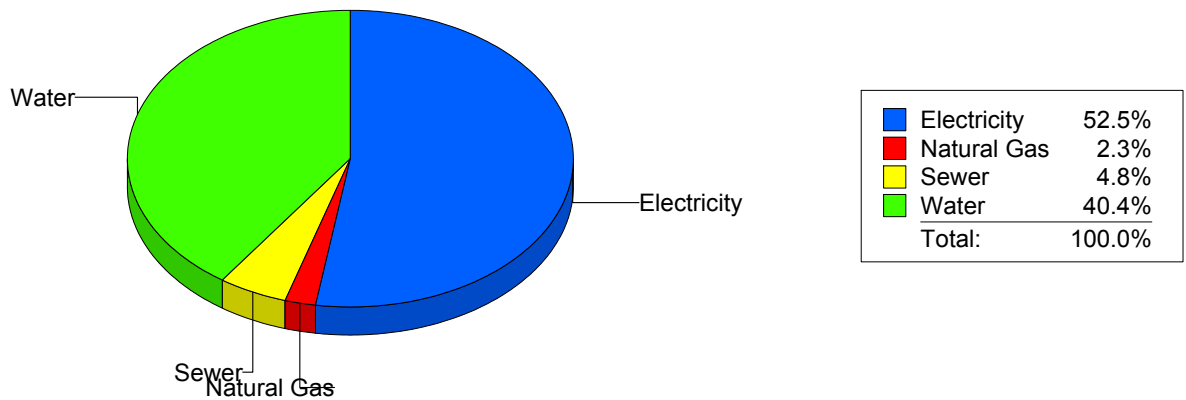
Cost Avoidance Program

Cost Summary Graph

Grouped by Energy Type

Energy Type	Use	Units	Meter Cost	Special Charges	Total Cost	Avg Unit Cost	% of Total Cost
Site: HOUSTON INTERMEDIATE - HOUSTON INTERMEDIATE							
Electricity	20,292	KWH	\$3,180.30	\$0.00	\$3,180.30	0.1567	52.47%
Natural Gas	68	CCF	\$141.83	\$0.00	\$141.83	2.0857	2.34%
Water	556	CCF	\$2,447.72	\$0.00	\$2,447.72	4.4024	40.38%
Sewer	64	CCF	\$291.24	\$0.00	\$291.24	4.5506	4.81%
Total Cost:			\$6,061.09	\$0.00	\$6,061.09		

For HOUSTON
INTERMEDIATE



Filters: Cost Center Name Not One Of DoNotReport; Billing Period Equal To 200908

elpaso

Energy CAP

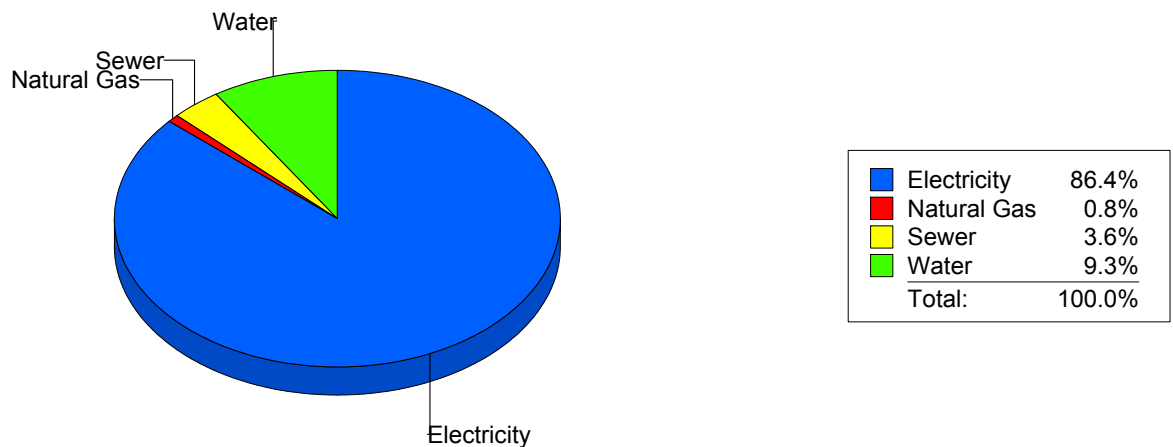
Cost Avoidance Program

Cost Summary Graph

Grouped by Energy Type

Energy Type	Use	Units	Meter Cost	Special Charges	Total Cost	Avg Unit Cost	% of Total Cost
Site: MOYE - HR Moye							
Electricity	57,960	KWH	\$7,829.99	\$0.00	\$7,829.99	0.1351	86.36%
Natural Gas	63	CCF	\$72.01	\$0.00	\$72.01	1.1430	0.79%
Water	158	CCF	\$842.20	\$0.00	\$842.20	5.3304	9.29%
Sewer	87	CCF	\$322.44	\$0.00	\$322.44	3.7062	3.56%
Total Cost:			\$9,066.64	\$0.00	\$9,066.64		

For HR Moye



Filters: Cost Center Name Not One Of DoNotReport; Billing Period Equal To 200908

elpaso

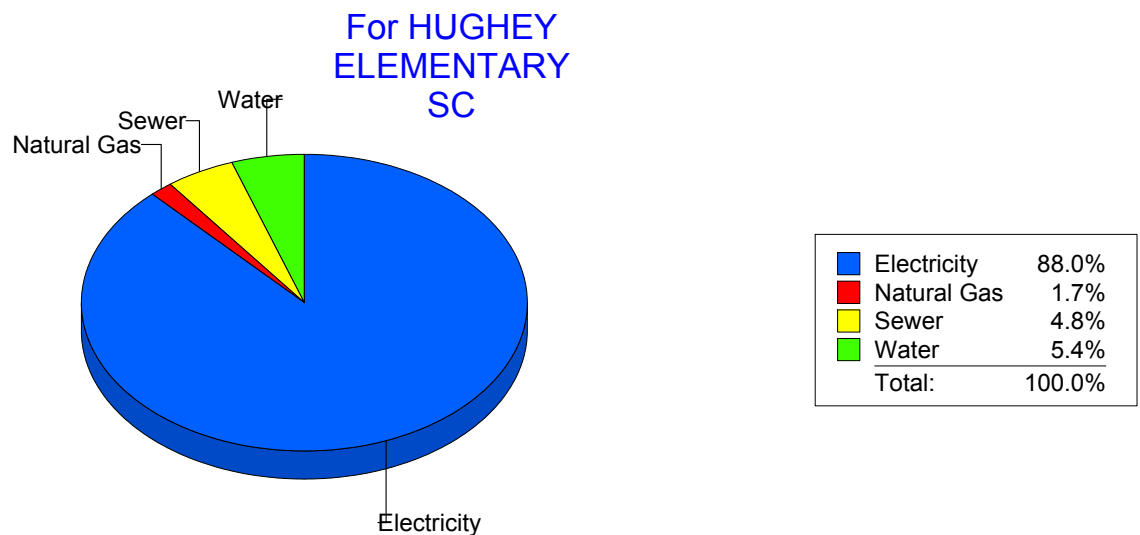
Energy CAP

Cost Avoidance Program

Cost Summary Graph

Grouped by Energy Type

Energy Type	Use	Units	Meter Cost	Special Charges	Total Cost	Avg Unit Cost	% of Total Cost
Site: HUGHEY ELEMENTARY SC - HUGHEY ELEMENTARY SC							
Electricity	27,280	KWH	\$4,397.99	\$0.00	\$4,397.99	0.1612	88.04%
Natural Gas	88	CCF	\$87.34	\$0.00	\$87.34	0.9925	1.75%
Water	143	CCF	\$269.08	\$0.00	\$269.08	1.8817	5.39%
Sewer	141	CCF	\$241.31	\$0.00	\$241.31	1.7114	4.83%
Total Cost:			\$4,995.72	\$0.00	\$4,995.72		



Filters: Cost Center Name Not One Of DoNotReport; Billing Period Equal To 200908

elpaso

Energy CAP

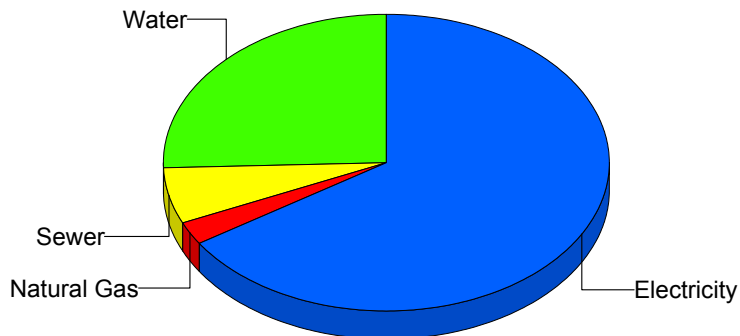
Cost Avoidance Program

Cost Summary Graph

Grouped by Energy Type

Energy Type	Use	Units	Meter Cost	Special Charges	Total Cost	Avg Unit Cost	% of Total Cost
Site: IRVIN HIGH SCHOOL - IRVIN HIGH SCHOOL							
Electricity	102,631	KWH	\$14,001.38	\$0.00	\$14,001.38	0.1364	65.95%
Natural Gas	636	CCF	\$515.05	\$0.00	\$515.05	0.8098	2.43%
Water	2,429	CCF	\$5,413.94	\$0.00	\$5,413.94	2.2289	25.50%
Sewer	914	CCF	\$1,298.39	\$0.00	\$1,298.39	1.4206	6.12%
Total Cost:			\$21,228.76	\$0.00	\$21,228.76		

For IRVIN HIGH SCHOOL



Electricity	66.0%
Natural Gas	2.4%
Sewer	6.1%
Water	25.5%
Total:	100.0%

Filters: Cost Center Name Not One Of DoNotReport; Billing Period Equal To 200908

elpaso

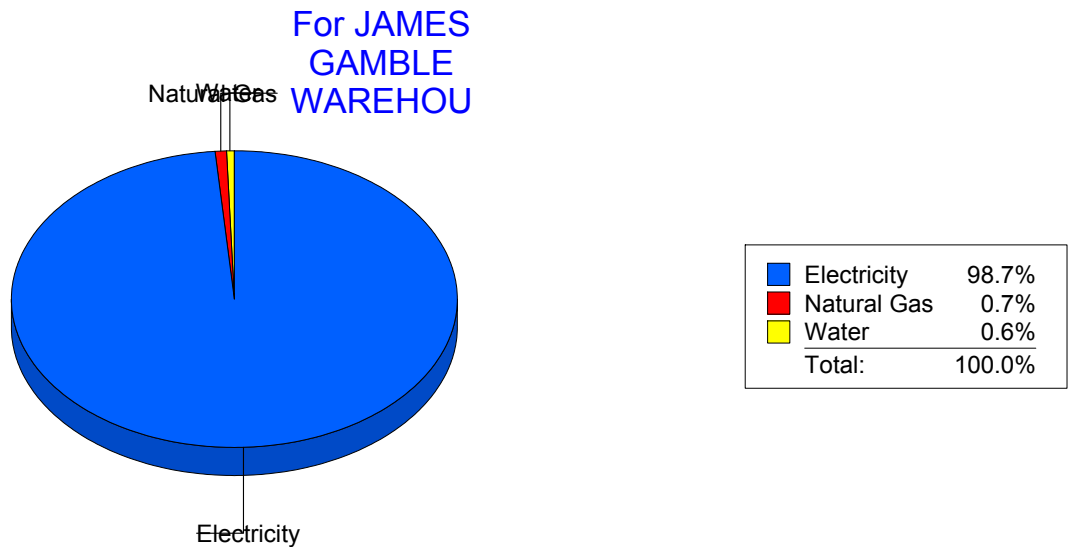
Energy CAP

Cost Avoidance Program

Cost Summary Graph

Grouped by Energy Type

Energy Type	Use	Units	Meter Cost	Special Charges	Total Cost	Avg Unit Cost	% of Total Cost
Site: JAMES GAMBLE WAREHOU - JAMES GAMBLE WAREHOU							
Electricity	48,200	KWH	\$5,668.72	\$0.00	\$5,668.72	0.1176	98.68%
Natural Gas	10	CCF	\$39.24	\$0.00	\$39.24	3.9240	0.68%
Water	0	CCF	\$36.36	\$0.00	\$36.36	0.0000	0.63%
Total Cost:			\$5,744.32	\$0.00	\$5,744.32		



Filters: Cost Center Name Not One Of DoNotReport; Billing Period Equal To 200908

elpaso

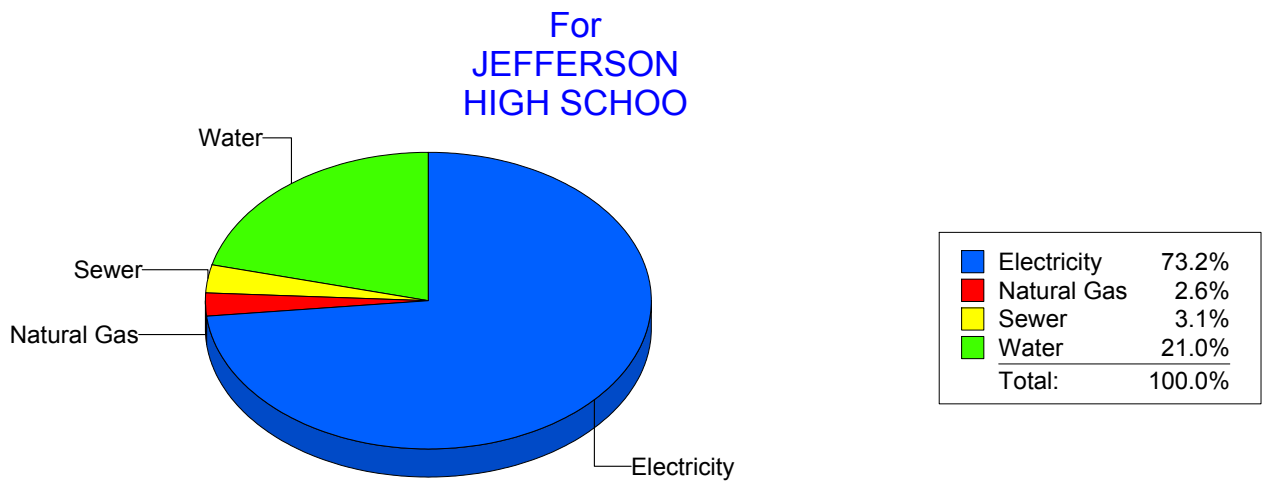
Energy CAP

Cost Avoidance Program

Cost Summary Graph

Grouped by Energy Type

Energy Type	Use	Units	Meter Cost	Special Charges	Total Cost	Avg Unit Cost	% of Total Cost
Site: JEFFERSON HIGH SCHOO - JEFFERSON HIGH SCHOO							
Electricity	119,408	KWH	\$15,175.77	\$0.00	\$15,175.77	0.1271	73.23%
Natural Gas	421	CCF	\$540.94	\$0.00	\$540.94	1.2849	2.61%
Water	1,876	CCF	\$4,361.76	\$0.00	\$4,361.76	2.3250	21.05%
Sewer	236	CCF	\$644.27	\$0.00	\$644.27	2.7300	3.11%
Total Cost:			\$20,722.74	\$0.00	\$20,722.74		



Filters: Cost Center Name Not One Of DoNotReport; Billing Period Equal To 200908

elpaso

Energy CAP

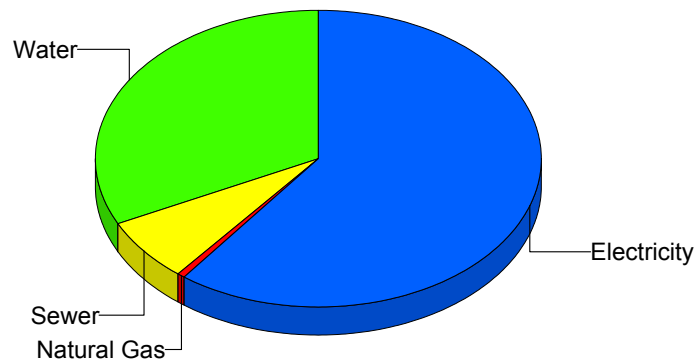
Cost Avoidance Program

Cost Summary Graph

Grouped by Energy Type

Energy Type	Use	Units	Meter Cost	Special Charges	Total Cost	Avg Unit Cost	% of Total Cost
Site: KOHLBERG ELEMENTARY - KOHLBERG ELEMENTARY							
Electricity	37,300	KWH	\$5,621.06	\$0.00	\$5,621.06	0.1507	60.23%
Natural Gas	36	CCF	\$55.45	\$0.00	\$55.45	1.5403	0.59%
Water	1,120	CCF	\$3,008.62	\$0.00	\$3,008.62	2.6863	32.24%
Sewer	363	CCF	\$648.07	\$0.00	\$648.07	1.7853	6.94%
Total Cost:			\$9,333.20	\$0.00	\$9,333.20		

For
KOHLBERG
ELEMENTARY



Electricity	60.2%
Natural Gas	0.6%
Sewer	6.9%
Water	32.2%
Total:	100.0%

Filters: Cost Center Name Not One Of DoNotReport; Billing Period Equal To 200908

elpaso

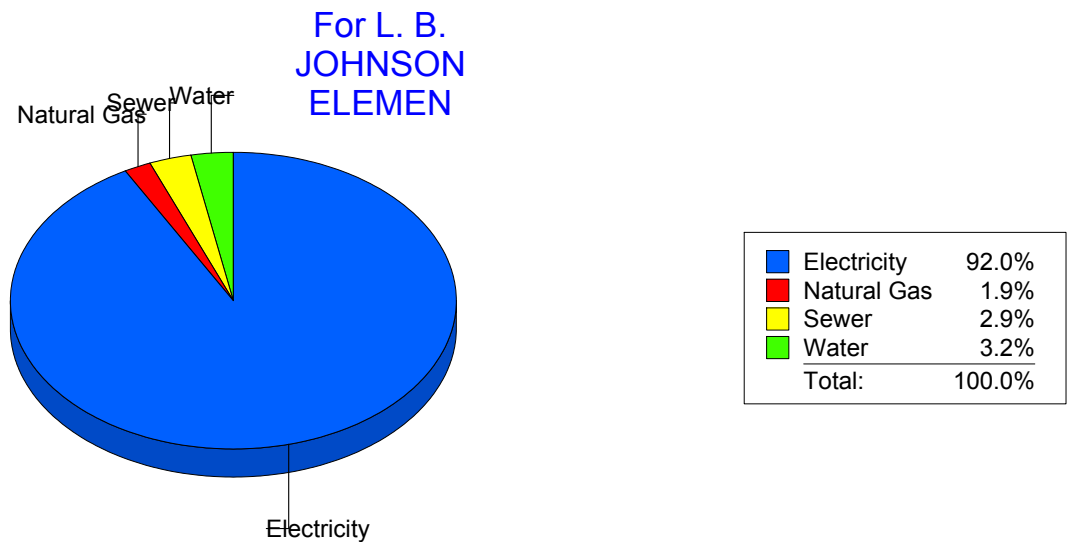
Energy CAP

Cost Avoidance Program

Cost Summary Graph

Grouped by Energy Type

Energy Type	Use	Units	Meter Cost	Special Charges	Total Cost	Avg Unit Cost	% of Total Cost
Site: L. B. JOHNSON ELEMEN - L. B. JOHNSON ELEMEN							
Electricity	61,250	KWH	\$8,674.53	\$0.00	\$8,674.53	0.1416	92.01%
Natural Gas	172	CCF	\$180.11	\$0.00	\$180.11	1.0472	1.91%
Water	133	CCF	\$297.24	\$0.00	\$297.24	2.2349	3.15%
Sewer	109	CCF	\$276.04	\$0.00	\$276.04	2.5325	2.93%
Total Cost:			\$9,427.92	\$0.00	\$9,427.92		



Filters: Cost Center Name Not One Of DoNotReport; Billing Period Equal To 200908

elpaso

Energy CAP

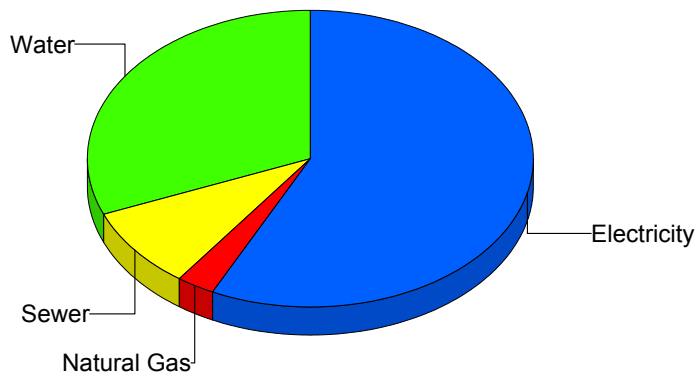
Cost Avoidance Program

Cost Summary Graph

Grouped by Energy Type

Energy Type	Use	Units	Meter Cost	Special Charges	Total Cost	Avg Unit Cost	% of Total Cost
Site: LAMAR ELEMENTARY SCH - LAMAR ELEMENTARY SCH							
Electricity	26,400	KWH	\$4,124.54	\$0.00	\$4,124.54	0.1562	57.29%
Natural Gas	154	CCF	\$200.74	\$0.00	\$200.74	1.3035	2.79%
Water	680	CCF	\$2,249.68	\$0.00	\$2,249.68	3.3084	31.25%
Sewer	226	CCF	\$624.48	\$0.00	\$624.48	2.7632	8.67%
Total Cost:			\$7,199.44	\$0.00	\$7,199.44		

For LAMAR
ELEMENTARY
SCH



Electricity	57.3%
Natural Gas	2.8%
Sewer	8.7%
Water	31.2%
Total:	100.0%

Filters: Cost Center Name Not One Of DoNotReport; Billing Period Equal To 200908

elpaso

Energy CAP

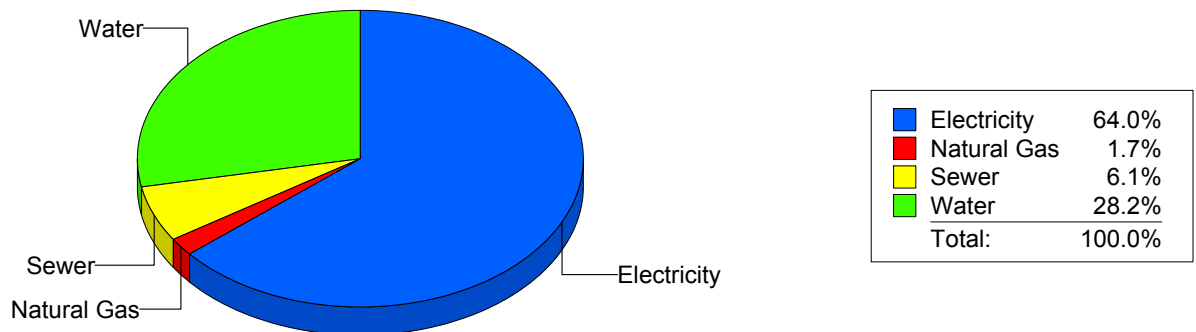
Cost Avoidance Program

Cost Summary Graph

Grouped by Energy Type

Energy Type	Use	Units	Meter Cost	Special Charges	Total Cost	Avg Unit Cost	% of Total Cost
Site: LEE ELEMENTARY - LEE ELEMENTARY							
Electricity	27,622	KWH	\$4,395.92	\$0.00	\$4,395.92	0.1591	64.02%
Natural Gas	53	CCF	\$117.93	\$0.00	\$117.93	2.2251	1.72%
Water	635	CCF	\$1,934.98	\$0.00	\$1,934.98	3.0472	28.18%
Sewer	107	CCF	\$417.54	\$0.00	\$417.54	3.9022	6.08%
Total Cost:			\$6,866.37	\$0.00	\$6,866.37		

For LEE
ELEMENTARY



Filters: Cost Center Name Not One Of DoNotReport; Billing Period Equal To 200908

elpaso

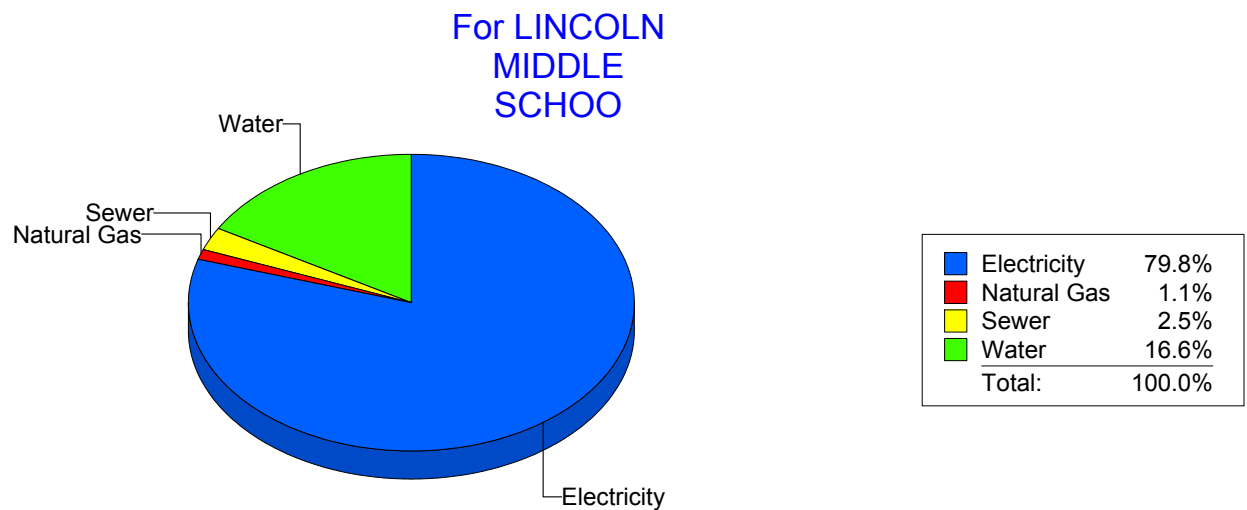
Energy CAP

Cost Avoidance Program

Cost Summary Graph

Grouped by Energy Type

Energy Type	Use	Units	Meter Cost	Special Charges	Total Cost	Avg Unit Cost	% of Total Cost
Site: LINCOLN MIDDLE SCHOO - LINCOLN MIDDLE SCHOO							
Electricity	105,350	KWH	\$14,656.63	\$0.00	\$14,656.63	0.1391	79.85%
Natural Gas	243	CCF	\$198.71	\$0.00	\$198.71	0.8177	1.08%
Water	971	CCF	\$3,050.45	\$0.00	\$3,050.45	3.1416	16.62%
Sewer	246	CCF	\$450.03	\$0.00	\$450.03	1.8294	2.45%
Total Cost:			\$18,355.82	\$0.00	\$18,355.82		



Filters: Cost Center Name Not One Of DoNotReport; Billing Period Equal To 200908

elpaso

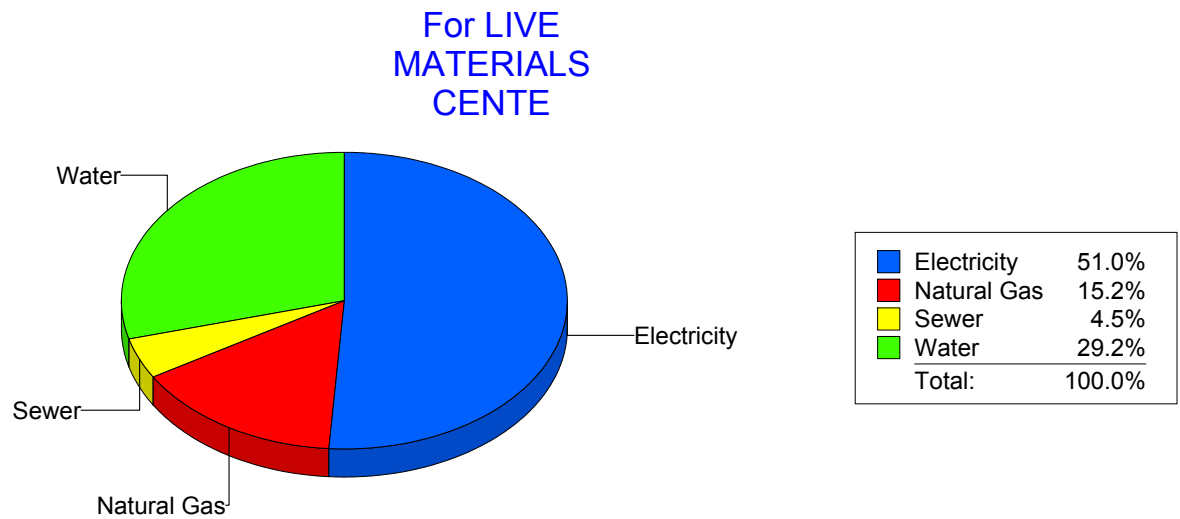
Energy CAP

Cost Avoidance Program

Cost Summary Graph

Grouped by Energy Type

Energy Type	Use	Units	Meter Cost	Special Charges	Total Cost	Avg Unit Cost	% of Total Cost
Site: LIVE MATERIALS CENTE - LIVE MATERIALS CENTE							
Electricity	1,402	KWH	\$242.16	\$0.00	\$242.16	0.1727	51.03%
Natural Gas	9	CCF	\$72.28	\$0.00	\$72.28	8.0311	15.23%
Water	30	CCF	\$138.61	\$0.00	\$138.61	4.6203	29.21%
Sewer	2	CCF	\$21.49	\$0.00	\$21.49	10.7450	4.53%
Total Cost:			\$474.54	\$0.00	\$474.54		



Filters: Cost Center Name Not One Of DoNotReport; Billing Period Equal To 200908

el Paso

Energy CAP

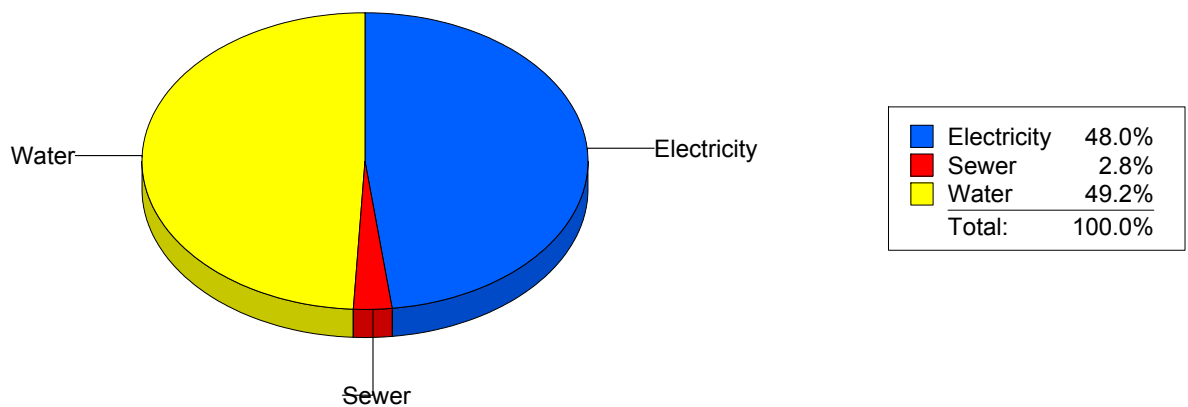
Cost Avoidance Program

Cost Summary Graph

Grouped by Energy Type

Energy Type	Use	Units	Meter Cost	Special Charges	Total Cost	Avg Unit Cost	% of Total Cost
Site: LOGAN ELEMENTARY - LOGAN ELEMENTARY							
Electricity	21,800	KWH	\$3,278.92	\$0.00	\$3,278.92	0.1504	48.01%
Water	831	CCF	\$3,357.20	\$0.00	\$3,357.20	4.0400	49.16%
Sewer	103	CCF	\$193.05	\$0.00	\$193.05	1.8743	2.83%
Total Cost:			\$6,829.17	\$0.00	\$6,829.17		

For LOGAN
ELEMENTARY



Filters: Cost Center Name Not One Of DoNotReport; Billing Period Equal To 200908

elpaso

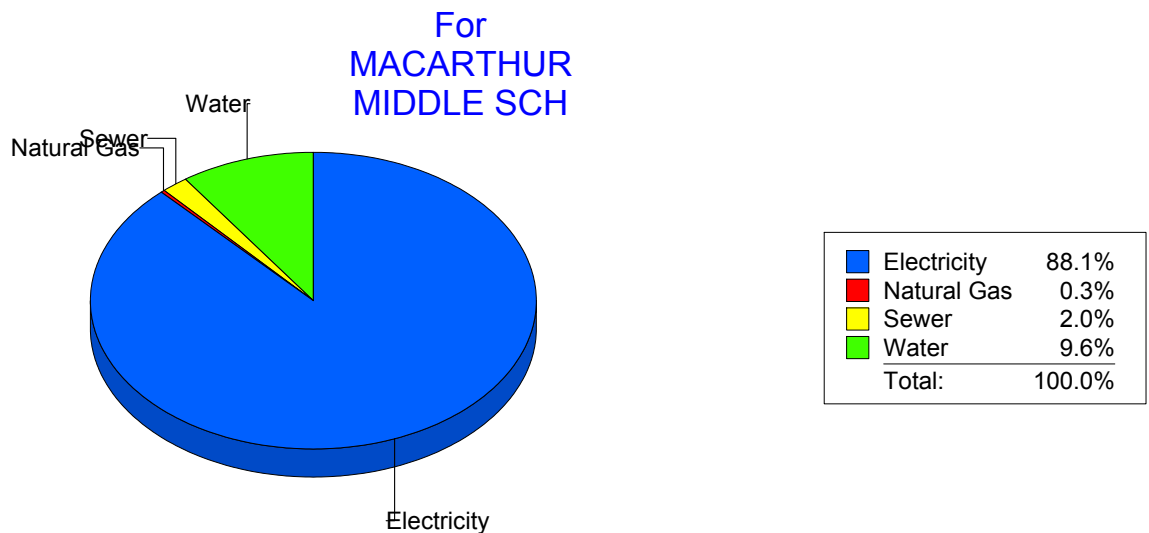
Energy CAP

Cost Avoidance Program

Cost Summary Graph

Grouped by Energy Type

Energy Type	Use	Units	Meter Cost	Special Charges	Total Cost	Avg Unit Cost	% of Total Cost
Site: MACARTHUR MIDDLE SCH - MACARTHUR MIDDLE SCH							
Electricity	85,080	KWH	\$11,787.63	\$0.00	\$11,787.63	0.1385	88.11%
Natural Gas	15	CCF	\$42.57	\$0.00	\$42.57	2.8380	0.32%
Water	373	CCF	\$1,284.42	\$0.00	\$1,284.42	3.4435	9.60%
Sewer	99	CCF	\$263.34	\$0.00	\$263.34	2.6600	1.97%
Total Cost:			\$13,377.96	\$0.00	\$13,377.96		



Filters: Cost Center Name Not One Of DoNotReport; Billing Period Equal To 200908

elpaso

Energy CAP

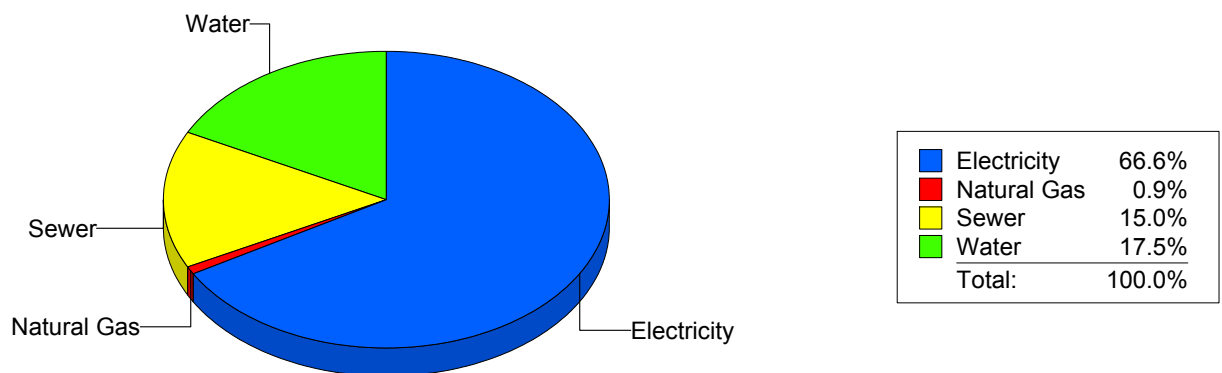
Cost Avoidance Program

Cost Summary Graph

Grouped by Energy Type

Energy Type	Use	Units	Meter Cost	Special Charges	Total Cost	Avg Unit Cost	% of Total Cost
Site: MAGOFFIN MIDDLE SCHO - MAGOFFIN MIDDLE SCHO							
Electricity	92,430	KWH	\$2,655.02	\$0.00	\$2,655.02	0.0287	66.59%
Natural Gas	2	CCF	\$34.36	\$0.00	\$34.36	17.1800	0.86%
Water	201	CCF	\$699.61	\$0.00	\$699.61	3.4806	17.55%
Sewer	304	CCF	\$598.03	\$0.00	\$598.03	1.9672	15.00%
Total Cost:			\$3,987.02	\$0.00	\$3,987.02		

For MAGOFFIN
MIDDLE SCHO



Filters: Cost Center Name Not One Of DoNotReport; Billing Period Equal To 200908

elpaso

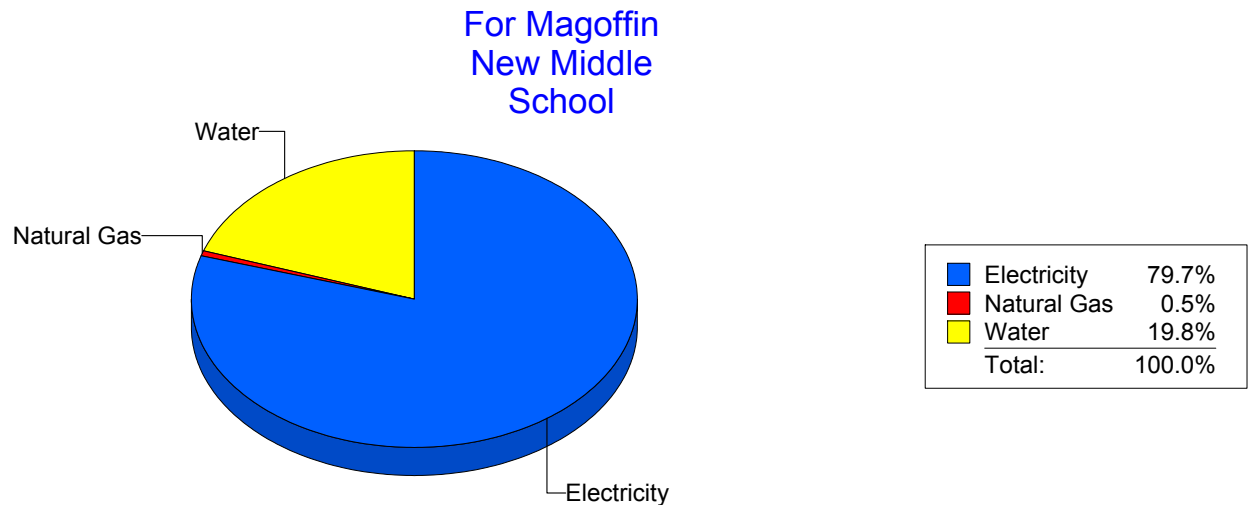
Energy CAP

Cost Avoidance Program

Cost Summary Graph

Grouped by Energy Type

Energy Type	Use	Units	Meter Cost	Special Charges	Total Cost	Avg Unit Cost	% of Total Cost
Site: MAGOFFINMIDDLESCHOOLN047 - Magoffin New Middle School							
Electricity	137,400	KWH	\$13,827.78	\$0.00	\$13,827.78	0.1006	79.72%
Natural Gas	91	CCF	\$89.18	\$0.00	\$89.18	0.9800	0.51%
Water	945	CCF	\$3,427.91	\$0.00	\$3,427.91	3.6274	19.76%
Total Cost:			\$17,344.87	\$0.00	\$17,344.87		



Filters: Cost Center Name Not One Of DoNotReport; Billing Period Equal To 200908

elpaso

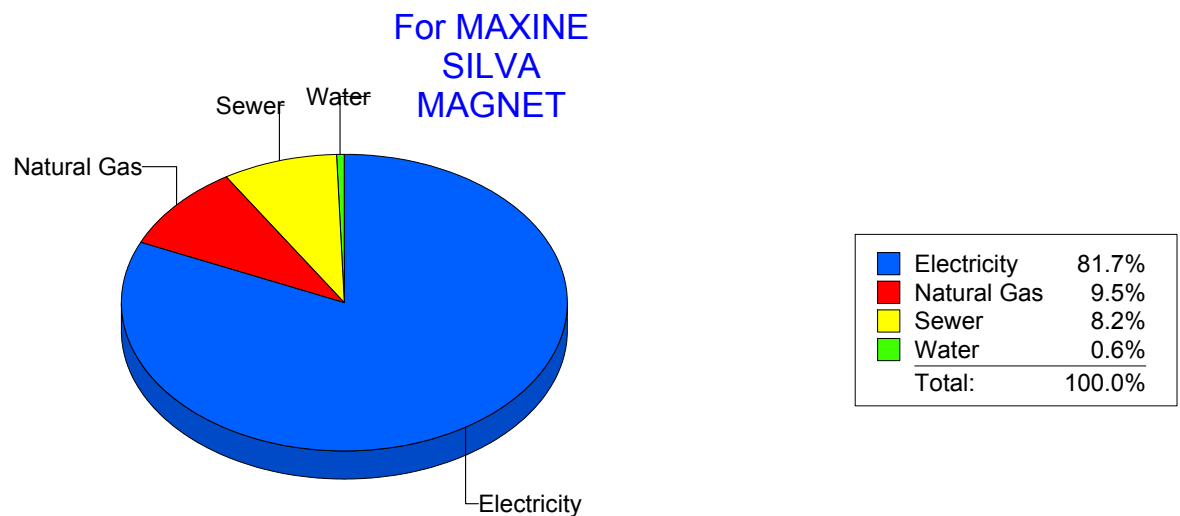
Energy CAP

Cost Avoidance Program

Cost Summary Graph

Grouped by Energy Type

Energy Type	Use	Units	Meter Cost	Special Charges	Total Cost	Avg Unit Cost	% of Total Cost
Site: MAXINE SILVA MAGNET - MAXINE SILVA MAGNET							
Electricity	66,600	KWH	\$8,112.30	\$0.00	\$8,112.30	0.1218	81.68%
Natural Gas	1,293	CCF	\$946.23	\$0.00	\$946.23	0.7318	9.53%
Water	185	CCF	\$60.83	\$0.00	\$60.83	0.3288	0.61%
Sewer	531	CCF	\$811.98	\$0.00	\$811.98	1.5292	8.18%
Total Cost:			\$9,931.34	\$0.00	\$9,931.34		



Filters: Cost Center Name Not One Of DoNotReport; Billing Period Equal To 200908

elpaso

Energy CAP

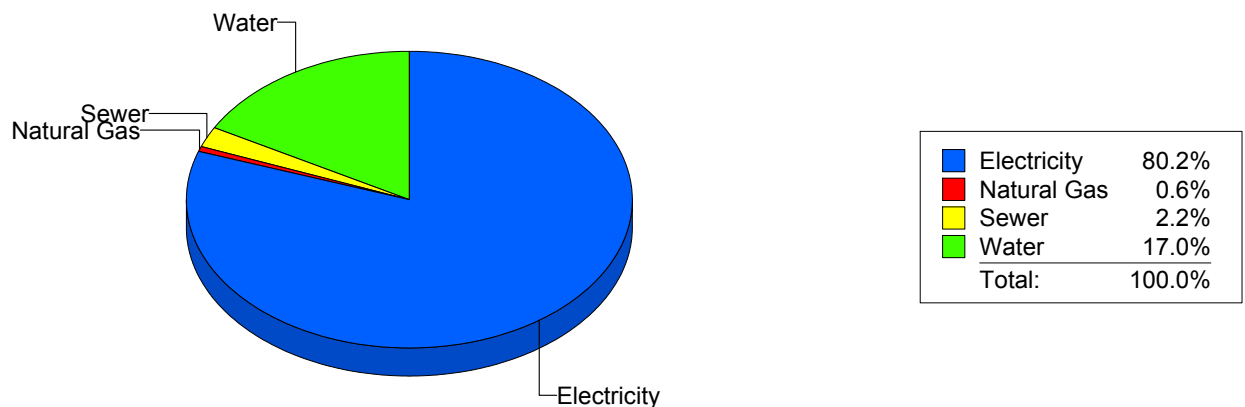
Cost Avoidance Program

Cost Summary Graph

Grouped by Energy Type

Energy Type	Use	Units	Meter Cost	Special Charges	Total Cost	Avg Unit Cost	% of Total Cost
Site: MESITA ELEMENTARY - MESITA ELEMENTARY							
Electricity	84,000	KWH	\$11,542.42	\$0.00	\$11,542.42	0.1374	80.20%
Natural Gas	22	CCF	\$80.25	\$0.00	\$80.25	3.6477	0.56%
Water	649	CCF	\$2,452.56	\$0.00	\$2,452.56	3.7790	17.04%
Sewer	83	CCF	\$317.36	\$0.00	\$317.36	3.8236	2.21%
Total Cost:			\$14,392.59	\$0.00	\$14,392.59		

For MESITA
ELEMENTARY



Filters: Cost Center Name Not One Of DoNotReport; Billing Period Equal To 200908

elpaso

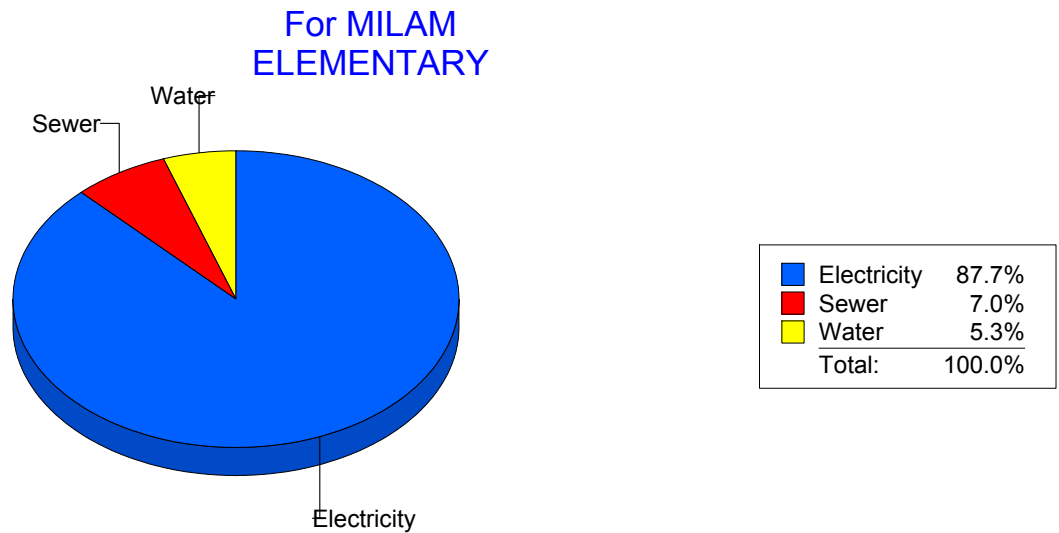
Energy CAP

Cost Avoidance Program

Cost Summary Graph

Grouped by Energy Type

Energy Type	Use	Units	Meter Cost	Special Charges	Total Cost	Avg Unit Cost	% of Total Cost
Site: MILAM ELEMENTARY - MILAM ELEMENTARY							
Electricity	18,840	KWH	\$2,916.74	\$0.00	\$2,916.74	0.1548	87.74%
Water	35	CCF	\$175.94	\$0.00	\$175.94	5.0269	5.29%
Sewer	74	CCF	\$231.59	\$0.00	\$231.59	3.1296	6.97%
Total Cost:			\$3,324.27	\$0.00	\$3,324.27		



Filters: Cost Center Name Not One Of DoNotReport; Billing Period Equal To 200908

elpaso

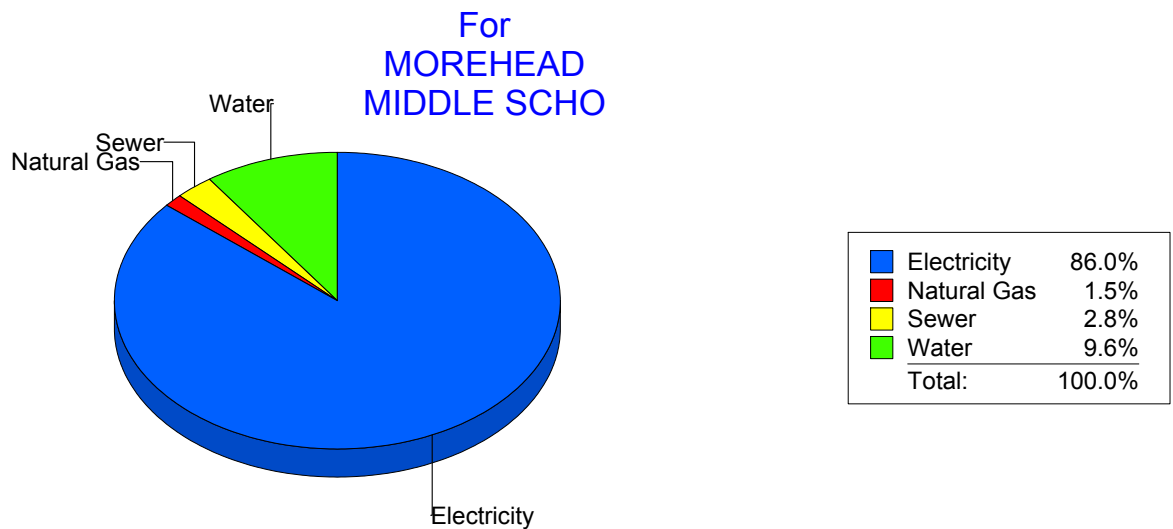
Energy CAP

Cost Avoidance Program

Cost Summary Graph

Grouped by Energy Type

Energy Type	Use	Units	Meter Cost	Special Charges	Total Cost	Avg Unit Cost	% of Total Cost
Site: MOREHEAD MIDDLE SCHO - MOREHEAD MIDDLE SCHO							
Electricity	112,138	KWH	\$12,201.84	\$0.00	\$12,201.84	0.1088	86.02%
Natural Gas	263	CCF	\$213.25	\$0.00	\$213.25	0.8108	1.50%
Water	904	CCF	\$1,368.69	\$0.00	\$1,368.69	1.5140	9.65%
Sewer	149	CCF	\$401.18	\$0.00	\$401.18	2.6925	2.83%
Total Cost:			\$14,184.96	\$0.00	\$14,184.96		



Filters: Cost Center Name Not One Of DoNotReport; Billing Period Equal To 200908

elpaso

Energy CAP

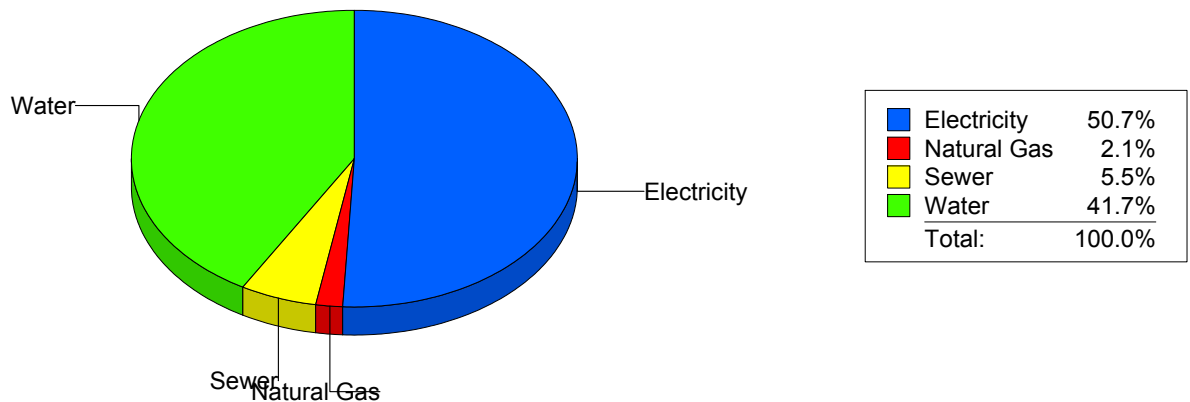
Cost Avoidance Program

Cost Summary Graph

Grouped by Energy Type

Energy Type	Use	Units	Meter Cost	Special Charges	Total Cost	Avg Unit Cost	% of Total Cost
Site: NEWMAN ELEMENTARY - NEWMAN ELEMENTARY							
Electricity	20,908	KWH	\$3,487.74	\$0.00	\$3,487.74	0.1668	50.71%
Natural Gas	69	CCF	\$142.46	\$0.00	\$142.46	2.0646	2.07%
Water	881	CCF	\$2,868.94	\$0.00	\$2,868.94	3.2565	41.71%
Sewer	210	CCF	\$378.42	\$0.00	\$378.42	1.8020	5.50%
Total Cost:			\$6,877.56	\$0.00	\$6,877.56		

For NEWMAN
ELEMENTARY



Filters: Cost Center Name Not One Of DoNotReport; Billing Period Equal To 200908

elpaso

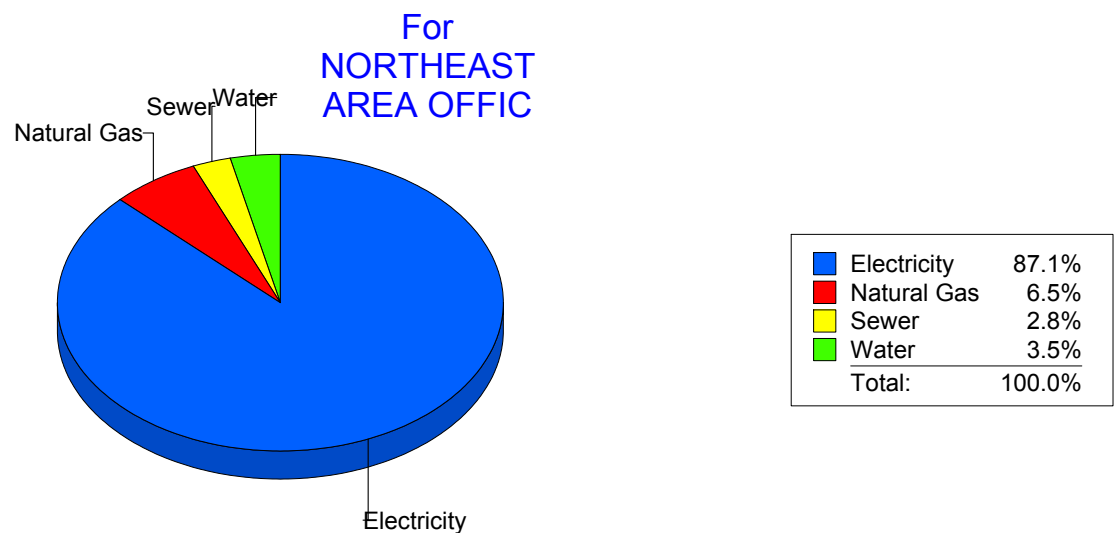
Energy CAP

Cost Avoidance Program

Cost Summary Graph

Grouped by Energy Type

Energy Type	Use	Units	Meter Cost	Special Charges	Total Cost	Avg Unit Cost	% of Total Cost
Site: NORTHEAST AREA OFFIC - NORTHEAST AREA OFFIC							
Electricity	15,520	KWH	\$1,513.29	\$0.00	\$1,513.29	0.0975	87.11%
Natural Gas	21	CCF	\$113.01	\$0.00	\$113.01	5.3814	6.50%
Water	13	CCF	\$61.65	\$0.00	\$61.65	4.7423	3.55%
Sewer	6	CCF	\$49.33	\$0.00	\$49.33	8.2217	2.84%
Total Cost:			\$1,737.28	\$0.00	\$1,737.28		



Filters: Cost Center Name Not One Of DoNotReport; Billing Period Equal To 200908

elpaso

Energy CAP

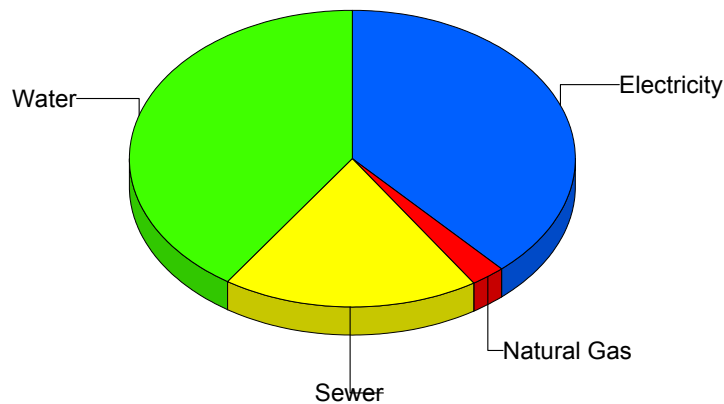
Cost Avoidance Program

Cost Summary Graph

Grouped by Energy Type

Energy Type	Use	Units	Meter Cost	Special Charges	Total Cost	Avg Unit Cost	% of Total Cost
Site: NORTHEAST AREA TRANS - NORTHEAST AREA TRANS							
Electricity	6,008	KWH	\$638.52	\$0.00	\$638.52	0.1063	38.31%
Natural Gas	16	CCF	\$43.20	\$0.00	\$43.20	2.7000	2.59%
Water	213	CCF	\$676.39	\$0.00	\$676.39	3.1755	40.59%
Sewer	76	CCF	\$308.47	\$0.00	\$308.47	4.0588	18.51%
Total Cost:			\$1,666.58	\$0.00	\$1,666.58		

For
NORTHEAST
AREA TRANS



Electricity	38.3%
Natural Gas	2.6%
Sewer	18.5%
Water	40.6%
Total:	100.0%

Filters: Cost Center Name Not One Of DoNotReport; Billing Period Equal To 200908

elpaso

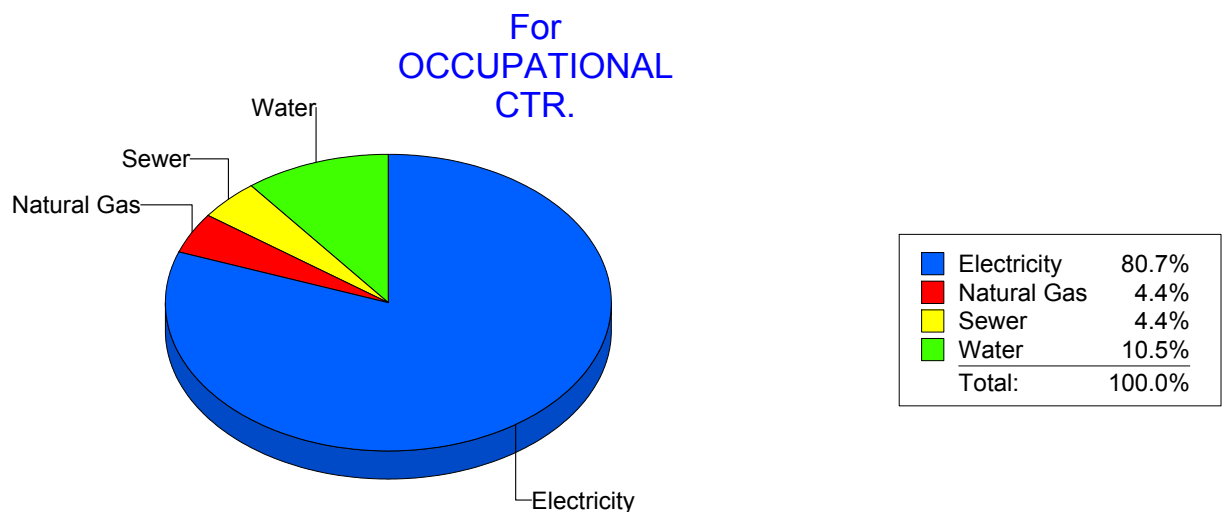
Energy CAP

Cost Avoidance Program

Cost Summary Graph

Grouped by Energy Type

Energy Type	Use	Units	Meter Cost	Special Charges	Total Cost	Avg Unit Cost	% of Total Cost
Site: OCCUPATIONAL CTR. - OCCUPATIONAL CTR.							
Electricity	9,300	KWH	\$1,341.93	\$0.00	\$1,341.93	0.1443	80.66%
Natural Gas	65	CCF	\$73.24	\$0.00	\$73.24	1.1268	4.40%
Water	29	CCF	\$174.99	\$0.00	\$174.99	6.0341	10.52%
Sewer	19	CCF	\$73.61	\$0.00	\$73.61	3.8742	4.42%
Total Cost:			\$1,663.77	\$0.00	\$1,663.77		



Filters: Cost Center Name Not One Of DoNotReport; Billing Period Equal To 200908

elpaso

Energy CAP

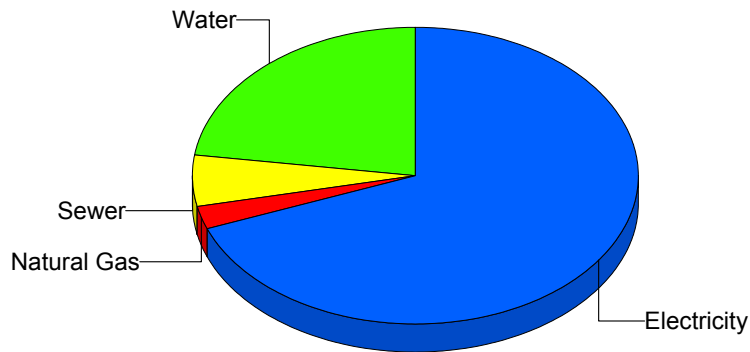
Cost Avoidance Program

Cost Summary Graph

Grouped by Energy Type

Energy Type	Use	Units	Meter Cost	Special Charges	Total Cost	Avg Unit Cost	% of Total Cost
Site: PARK ELEMENTARY - PARK ELEMENTARY							
Electricity	22,658	KWH	\$3,952.03	\$0.00	\$3,952.03	0.1744	69.25%
Natural Gas	62	CCF	\$138.04	\$0.00	\$138.04	2.2265	2.42%
Water	389	CCF	\$1,298.02	\$0.00	\$1,298.02	3.3368	22.75%
Sewer	114	CCF	\$318.74	\$0.00	\$318.74	2.7960	5.59%
Total Cost:			\$5,706.83	\$0.00	\$5,706.83		

For PARK
ELEMENTARY



Electricity	69.3%
Natural Gas	2.4%
Sewer	5.6%
Water	22.7%
Total:	100.0%

Filters: Cost Center Name Not One Of DoNotReport; Billing Period Equal To 200908

elpaso

Energy CAP

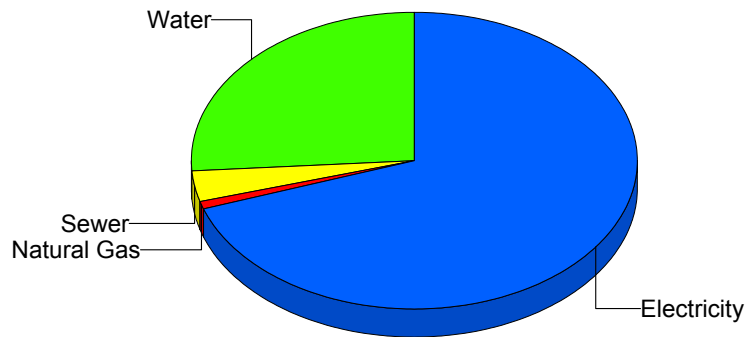
Cost Avoidance Program

Cost Summary Graph

Grouped by Energy Type

Energy Type	Use	Units	Meter Cost	Special Charges	Total Cost	Avg Unit Cost	% of Total Cost
Site: PAUL MORENO - PAUL MORENO							
Electricity	54,600	KWH	\$6,928.47	\$0.00	\$6,928.47	0.1269	69.74%
Natural Gas	42	CCF	\$92.51	\$0.00	\$92.51	2.2026	0.93%
Water	570	CCF	\$2,590.10	\$0.00	\$2,590.10	4.5440	26.07%
Sewer	107	CCF	\$322.98	\$0.00	\$322.98	3.0185	3.25%
Total Cost:			\$9,934.06	\$0.00	\$9,934.06		

For PAUL MORENO



Electricity	69.7%
Natural Gas	0.9%
Sewer	3.3%
Water	26.1%
Total:	100.0%

Filters: Cost Center Name Not One Of DoNotReport; Billing Period Equal To 200908

elpaso

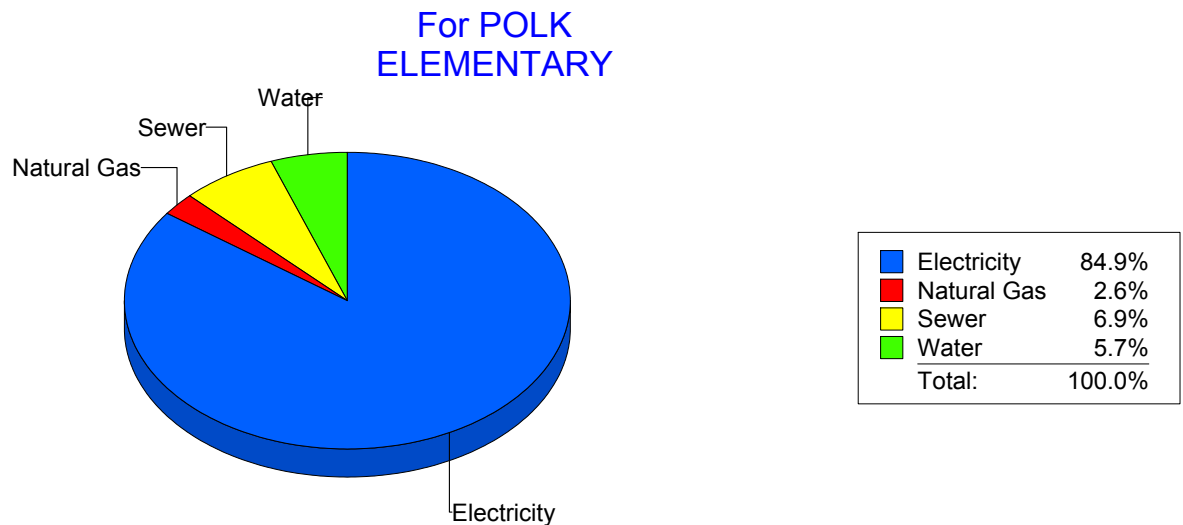
Energy CAP

Cost Avoidance Program

Cost Summary Graph

Grouped by Energy Type

Energy Type	Use	Units	Meter Cost	Special Charges	Total Cost	Avg Unit Cost	% of Total Cost
Site: POLK ELEMENTARY - POLK ELEMENTARY							
Electricity	20,870	KWH	\$4,342.93	\$0.00	\$4,342.93	0.2081	84.86%
Natural Gas	107	CCF	\$133.17	\$0.00	\$133.17	1.2446	2.60%
Water	114	CCF	\$290.49	\$0.00	\$290.49	2.5482	5.68%
Sewer	168	CCF	\$350.97	\$0.00	\$350.97	2.0891	6.86%
Total Cost:			\$5,117.56	\$0.00	\$5,117.56		



Filters: Cost Center Name Not One Of DoNotReport; Billing Period Equal To 200908

elpaso

Energy CAP

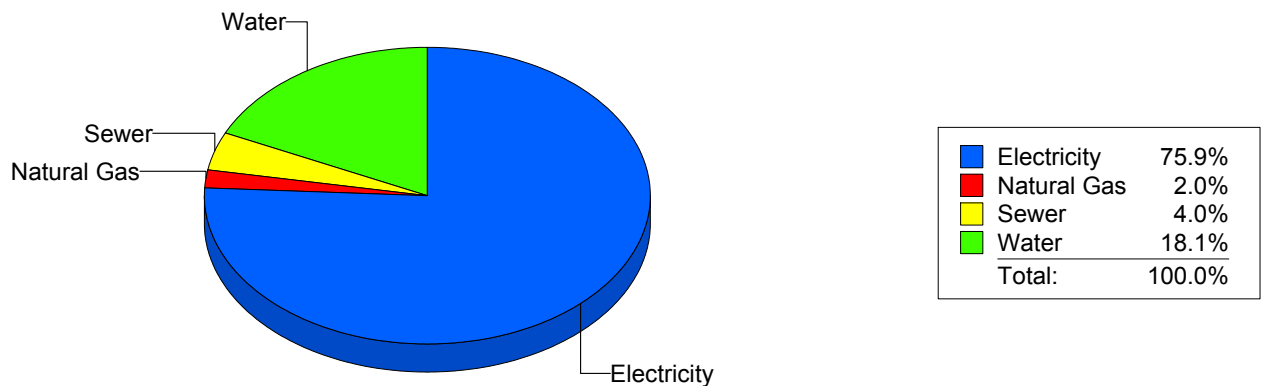
Cost Avoidance Program

Cost Summary Graph

Grouped by Energy Type

Energy Type	Use	Units	Meter Cost	Special Charges	Total Cost	Avg Unit Cost	% of Total Cost
Site: PUTNAM ELEMENTARY - PUTNAM ELEMENTARY							
Electricity	29,558	KWH	\$4,437.25	\$0.00	\$4,437.25	0.1501	75.88%
Natural Gas	83	CCF	\$117.90	\$0.00	\$117.90	1.4205	2.02%
Water	386	CCF	\$1,060.05	\$0.00	\$1,060.05	2.7462	18.13%
Sewer	126	CCF	\$232.74	\$0.00	\$232.74	1.8471	3.98%
Total Cost:			\$5,847.94	\$0.00	\$5,847.94		

For PUTNAM
ELEMENTARY



Filters: Cost Center Name Not One Of DoNotReport; Billing Period Equal To 200908

elpaso

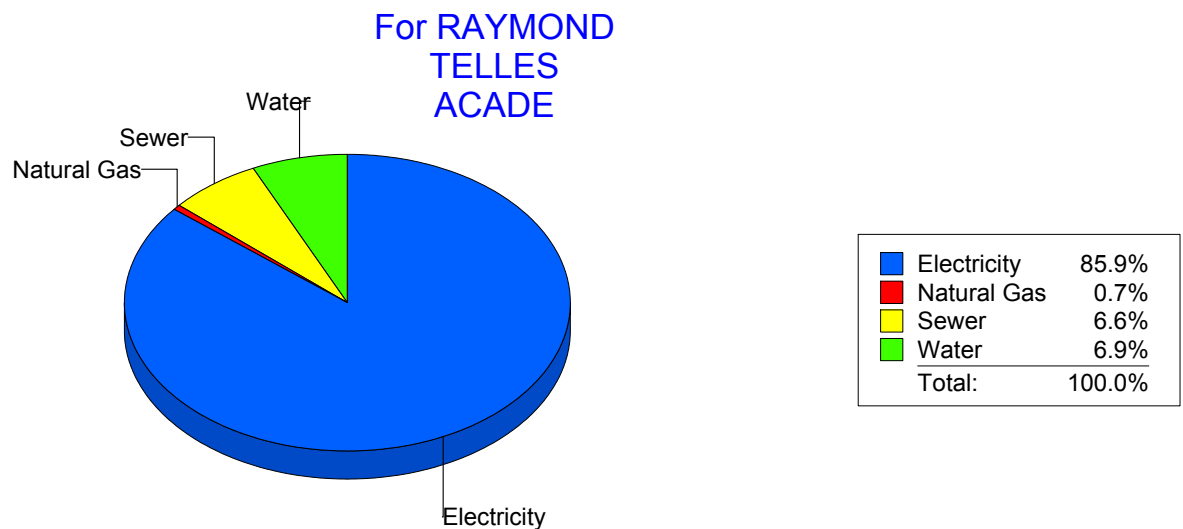
Energy CAP

Cost Avoidance Program

Cost Summary Graph

Grouped by Energy Type

Energy Type	Use	Units	Meter Cost	Special Charges	Total Cost	Avg Unit Cost	% of Total Cost
Site: RAYMOND TELLES ACADE - RAYMOND TELLES ACADE							
Electricity	45,000	KWH	\$5,107.16	\$0.00	\$5,107.16	0.1135	85.86%
Natural Gas	9	CCF	\$38.90	\$0.00	\$38.90	4.3222	0.65%
Water	181	CCF	\$409.47	\$0.00	\$409.47	2.2623	6.88%
Sewer	201	CCF	\$392.88	\$0.00	\$392.88	1.9546	6.60%
Total Cost:			\$5,948.41	\$0.00	\$5,948.41		



Filters: Cost Center Name Not One Of DoNotReport; Billing Period Equal To 200908

elpaso

Energy CAP

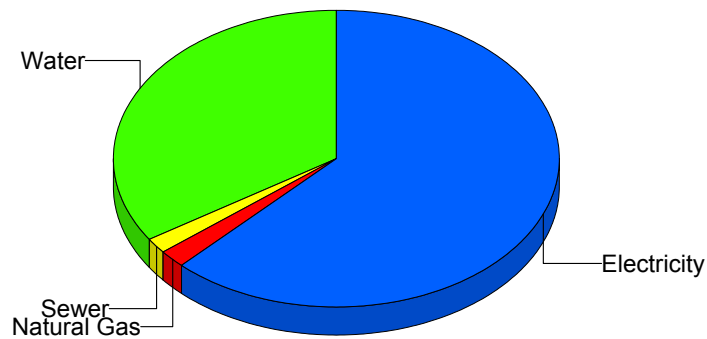
Cost Avoidance Program

Cost Summary Graph

Grouped by Energy Type

Energy Type	Use	Units	Meter Cost	Special Charges	Total Cost	Avg Unit Cost	% of Total Cost
Site: RICHARDSON MIDDLE - RICHARDSON MIDDLE							
Electricity	88,500	KWH	\$11,407.46	\$0.00	\$11,407.46	0.1289	62.14%
Natural Gas	465	CCF	\$360.17	\$0.00	\$360.17	0.7746	1.96%
Water	1,392	CCF	\$6,285.14	\$0.00	\$6,285.14	4.5152	34.24%
Sewer	132	CCF	\$305.25	\$0.00	\$305.25	2.3125	1.66%
Total Cost:			\$18,358.02	\$0.00	\$18,358.02		

For
RICHARDSON
MIDDLE



Electricity	62.1%
Natural Gas	2.0%
Sewer	1.7%
Water	34.2%
Total:	100.0%

Filters: Cost Center Name Not One Of DoNotReport; Billing Period Equal To 200908

elpaso

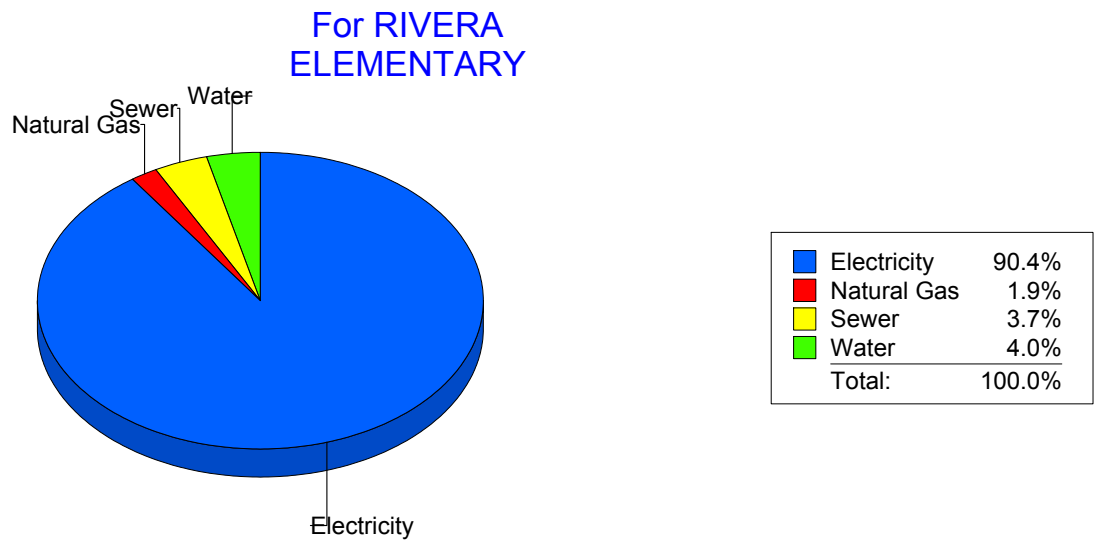
Energy CAP

Cost Avoidance Program

Cost Summary Graph

Grouped by Energy Type

Energy Type	Use	Units	Meter Cost	Special Charges	Total Cost	Avg Unit Cost	% of Total Cost
Site: RIVERA ELEMENTARY - RIVERA ELEMENTARY							
Electricity	47,100	KWH	\$6,974.68	\$0.00	\$6,974.68	0.1481	90.35%
Natural Gas	128	CCF	\$146.27	\$0.00	\$146.27	1.1427	1.89%
Water	128	CCF	\$310.79	\$0.00	\$310.79	2.4280	4.03%
Sewer	118	CCF	\$287.47	\$0.00	\$287.47	2.4362	3.72%
Total Cost:			\$7,719.21	\$0.00	\$7,719.21		



Filters: Cost Center Name Not One Of DoNotReport; Billing Period Equal To 200908

elpaso

Energy CAP

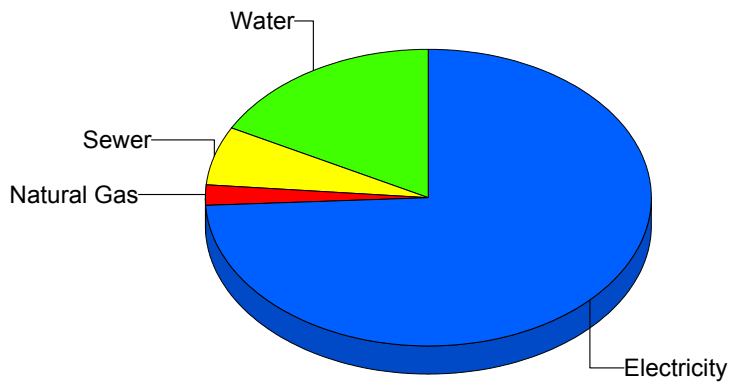
Cost Avoidance Program

Cost Summary Graph

Grouped by Energy Type

Energy Type	Use	Units	Meter Cost	Special Charges	Total Cost	Avg Unit Cost	% of Total Cost
Site: ROBERTS ELEMENTARY - ROBERTS ELEMENTARY							
Electricity	38,886	KWH	\$5,230.60	\$0.00	\$5,230.60	0.1345	74.21%
Natural Gas	127	CCF	\$144.98	\$0.00	\$144.98	1.1416	2.06%
Water	548	CCF	\$1,216.14	\$0.00	\$1,216.14	2.2192	17.25%
Sewer	243	CCF	\$456.33	\$0.00	\$456.33	1.8779	6.47%
Total Cost:			\$7,048.05	\$0.00	\$7,048.05		

For ROBERTS
ELEMENTARY



Electricity	74.2%
Natural Gas	2.1%
Sewer	6.5%
Water	17.3%
Total:	100.0%

Filters: Cost Center Name Not One Of DoNotReport; Billing Period Equal To 200908

elpaso

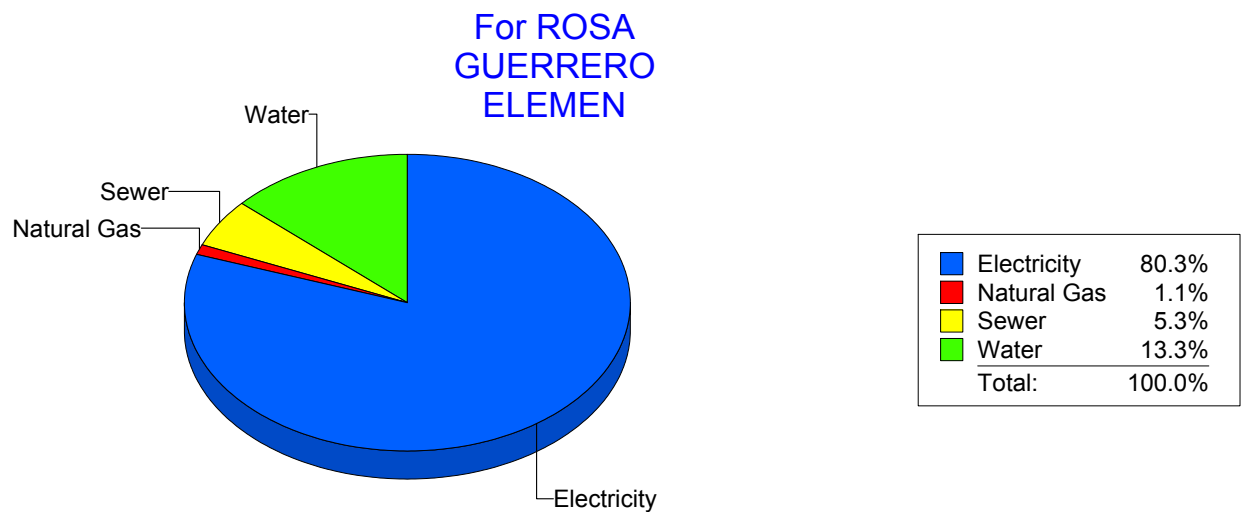
Energy CAP

Cost Avoidance Program

Cost Summary Graph

Grouped by Energy Type

Energy Type	Use	Units	Meter Cost	Special Charges	Total Cost	Avg Unit Cost	% of Total Cost
Site: ROSA GUERRERO ELEMEN - ROSA GUERRERO ELEMEN							
Electricity	39,020	KWH	\$5,981.76	\$0.00	\$5,981.76	0.1533	80.32%
Natural Gas	74	CCF	\$82.14	\$0.00	\$82.14	1.1100	1.10%
Water	692	CCF	\$990.19	\$0.00	\$990.19	1.4309	13.30%
Sewer	152	CCF	\$392.89	\$0.00	\$392.89	2.5848	5.28%
Total Cost:			\$7,446.98	\$0.00	\$7,446.98		



Filters: Cost Center Name Not One Of DoNotReport; Billing Period Equal To 200908

elpaso

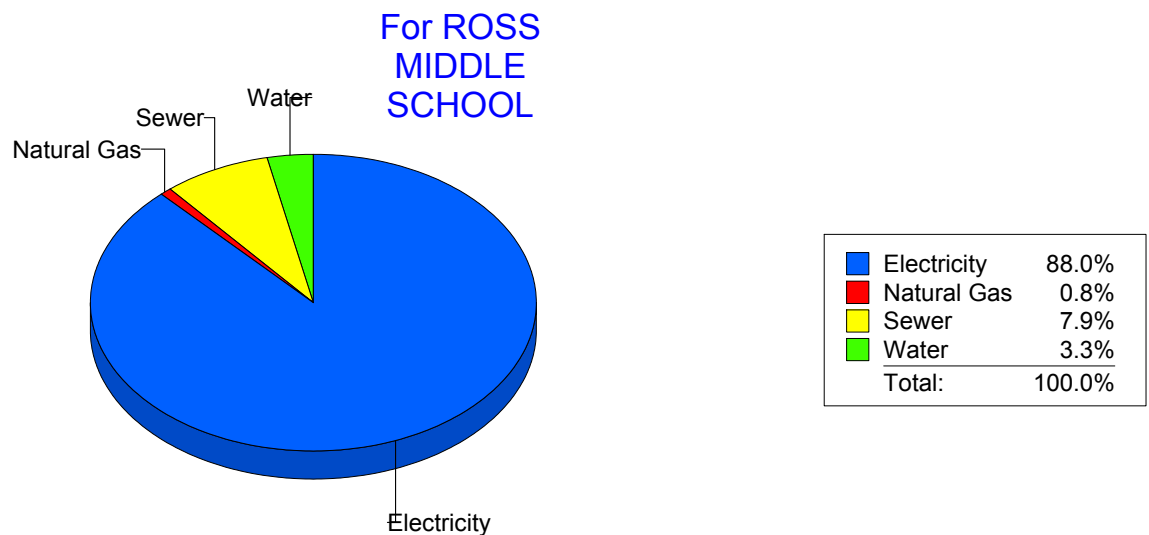
Energy CAP

Cost Avoidance Program

Cost Summary Graph

Grouped by Energy Type

Energy Type	Use	Units	Meter Cost	Special Charges	Total Cost	Avg Unit Cost	% of Total Cost
Site: ROSS MIDDLE SCHOOL - ROSS MIDDLE SCHOOL							
Electricity	53,123	KWH	\$7,869.91	\$0.00	\$7,869.91	0.1481	87.98%
Natural Gas	59	CCF	\$69.56	\$0.00	\$69.56	1.1790	0.78%
Water	120	CCF	\$299.19	\$0.00	\$299.19	2.4933	3.34%
Sewer	448	CCF	\$706.57	\$0.00	\$706.57	1.5772	7.90%
Total Cost:			\$8,945.23	\$0.00	\$8,945.23		



Filters: Cost Center Name Not One Of DoNotReport; Billing Period Equal To 200908

elpaso

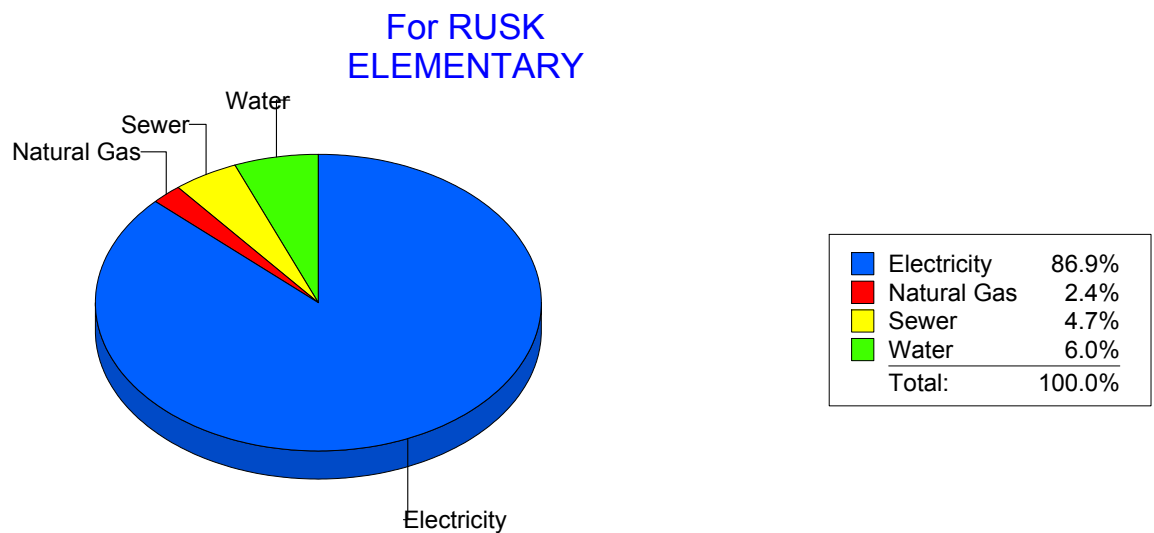
Energy CAP

Cost Avoidance Program

Cost Summary Graph

Grouped by Energy Type

Energy Type	Use	Units	Meter Cost	Special Charges	Total Cost	Avg Unit Cost	% of Total Cost
Site: RUSK ELEMENTARY - RUSK ELEMENTARY							
Electricity	22,484	KWH	\$3,345.00	\$0.00	\$3,345.00	0.1488	86.87%
Natural Gas	39	CCF	\$90.66	\$0.00	\$90.66	2.3246	2.35%
Water	88	CCF	\$232.13	\$0.00	\$232.13	2.6378	6.03%
Sewer	87	CCF	\$182.84	\$0.00	\$182.84	2.1016	4.75%
Total Cost:			\$3,850.63	\$0.00	\$3,850.63		



Filters: Cost Center Name Not One Of DoNotReport; Billing Period Equal To 200908

elpaso

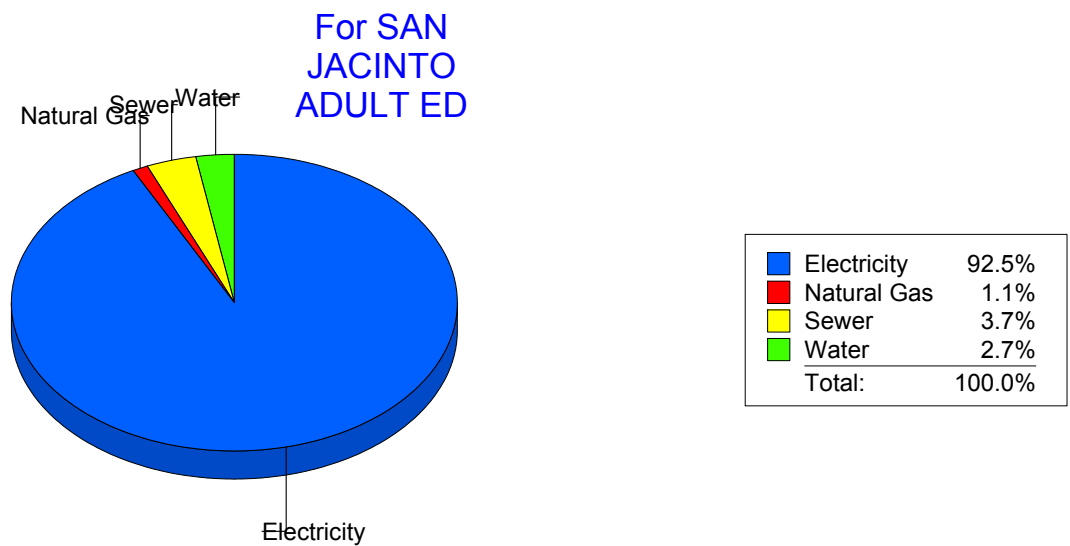
Energy CAP

Cost Avoidance Program

Cost Summary Graph

Grouped by Energy Type

Energy Type	Use	Units	Meter Cost	Special Charges	Total Cost	Avg Unit Cost	% of Total Cost
Site: SAN JACINTO ADULT ED - SAN JACINTO ADULT ED							
Electricity	17,100	KWH	\$2,869.48	\$0.00	\$2,869.48	0.1678	92.52%
Natural Gas	0	CCF	\$33.38	\$0.00	\$33.38	0.0000	1.08%
Water	14	CCF	\$82.93	\$0.00	\$82.93	5.9236	2.67%
Sewer	42	CCF	\$115.58	\$0.00	\$115.58	2.7519	3.73%
Total Cost:			\$3,101.37	\$0.00	\$3,101.37		



Filters: Cost Center Name Not One Of DoNotReport; Billing Period Equal To 200908

elpaso

Energy CAP

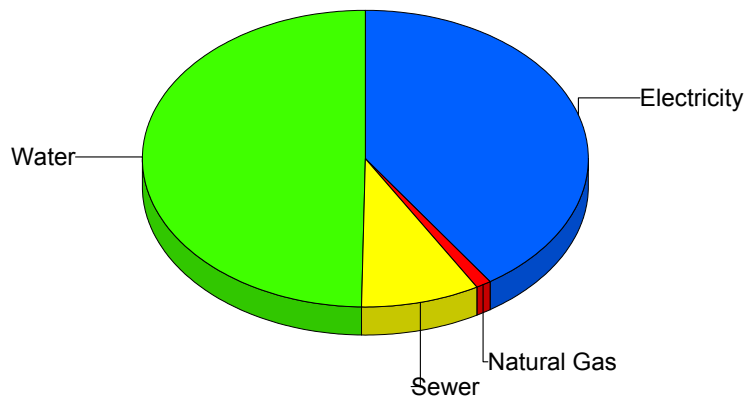
Cost Avoidance Program

Cost Summary Graph

Grouped by Energy Type

Energy Type	Use	Units	Meter Cost	Special Charges	Total Cost	Avg Unit Cost	% of Total Cost
Site: SCHUSTER ELEMENTARY - SCHUSTER ELEMENTARY							
Electricity	11,920	KWH	\$1,753.52	\$0.00	\$1,753.52	0.1471	40.49%
Natural Gas	38	CCF	\$56.69	\$0.00	\$56.69	1.4918	1.31%
Water	790	CCF	\$2,154.33	\$0.00	\$2,154.33	2.7270	49.75%
Sewer	239	CCF	\$365.77	\$0.00	\$365.77	1.5304	8.45%
Total Cost:			\$4,330.31	\$0.00	\$4,330.31		

For
SCHUSTER
ELEMENTARY



Electricity	40.5%
Natural Gas	1.3%
Sewer	8.4%
Water	49.8%
Total:	100.0%

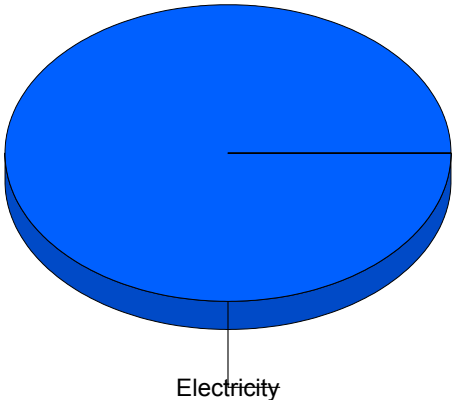
Filters: Cost Center Name Not One Of DoNotReport; Billing Period Equal To 200908

Cost Summary Graph

Grouped by Energy Type

Energy Type	Use	Units	Meter Cost	Special Charges	Total Cost	Avg Unit Cost	% of Total Cost
Site: SKYPARKIB1 - Sky Park I B1							
Electricity	2,241	KWH	\$330.16	\$0.00	\$330.16	0.1473	100.00%
Total Cost:			\$330.16	\$0.00	\$330.16		

For Sky Park I
B1



Electricity	100.0%
Total:	100.0%

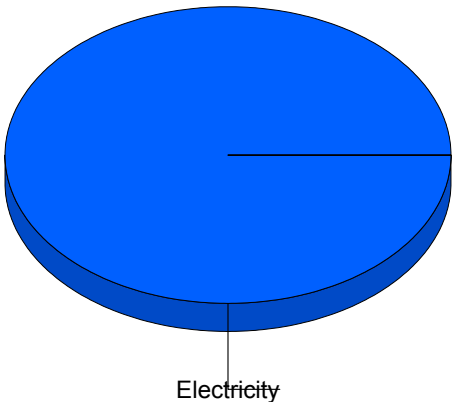
Filters: Cost Center Name Not One Of DoNotReport; Billing Period Equal To 200908

Cost Summary Graph

Grouped by Energy Type

Energy Type	Use	Units	Meter Cost	Special Charges	Total Cost	Avg Unit Cost	% of Total Cost
Site: SKYPARK - Skypark							
Electricity	3,143	KWH	\$461.08	\$0.00	\$461.08	0.1467	100.00%
Total Cost:			\$461.08	\$0.00	\$461.08		

For Skypark



Electricity	100.0%
Total:	100.0%

Filters: Cost Center Name Not One Of DoNotReport; Billing Period Equal To 200908

elpaso

Energy CAP

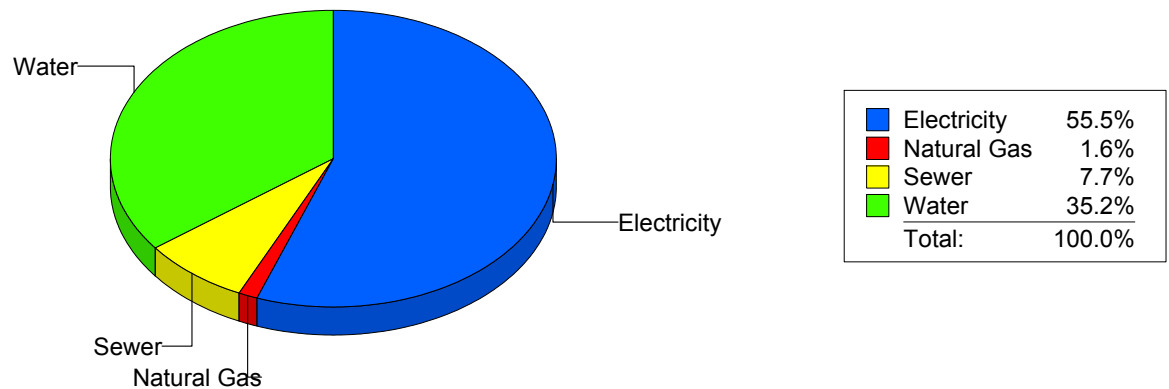
Cost Avoidance Program

Cost Summary Graph

Grouped by Energy Type

Energy Type	Use	Units	Meter Cost	Special Charges	Total Cost	Avg Unit Cost	% of Total Cost
Site: STANTON ELEMENTARY - STANTON ELEMENTARY							
Electricity	20,859	KWH	\$3,749.50	\$0.00	\$3,749.50	0.1798	55.49%
Natural Gas	65	CCF	\$106.91	\$0.00	\$106.91	1.6448	1.58%
Water	952	CCF	\$2,378.38	\$0.00	\$2,378.38	2.4983	35.20%
Sewer	323	CCF	\$521.93	\$0.00	\$521.93	1.6159	7.72%
Total Cost:			\$6,756.72	\$0.00	\$6,756.72		

For STANTON
ELEMENTARY



Filters: Cost Center Name Not One Of DoNotReport; Billing Period Equal To 200908

elpaso

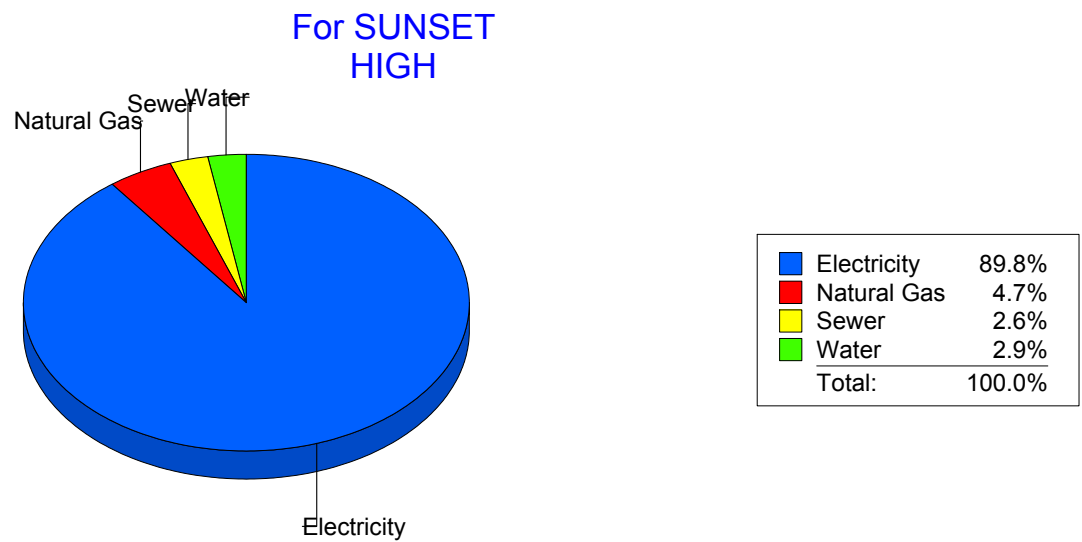
Energy CAP

Cost Avoidance Program

Cost Summary Graph

Grouped by Energy Type

Energy Type	Use	Units	Meter Cost	Special Charges	Total Cost	Avg Unit Cost	% of Total Cost
Site: SUNSET HIGH - SUNSET HIGH							
Electricity	22,680	KWH	\$3,228.37	\$0.00	\$3,228.37	0.1423	89.78%
Natural Gas	202	CCF	\$168.78	\$0.00	\$168.78	0.8355	4.69%
Water	29	CCF	\$104.68	\$0.00	\$104.68	3.6097	2.91%
Sewer	25	CCF	\$93.99	\$0.00	\$93.99	3.7596	2.61%
Total Cost:			\$3,595.82	\$0.00	\$3,595.82		



Filters: Cost Center Name Not One Of DoNotReport; Billing Period Equal To 200908

elpaso

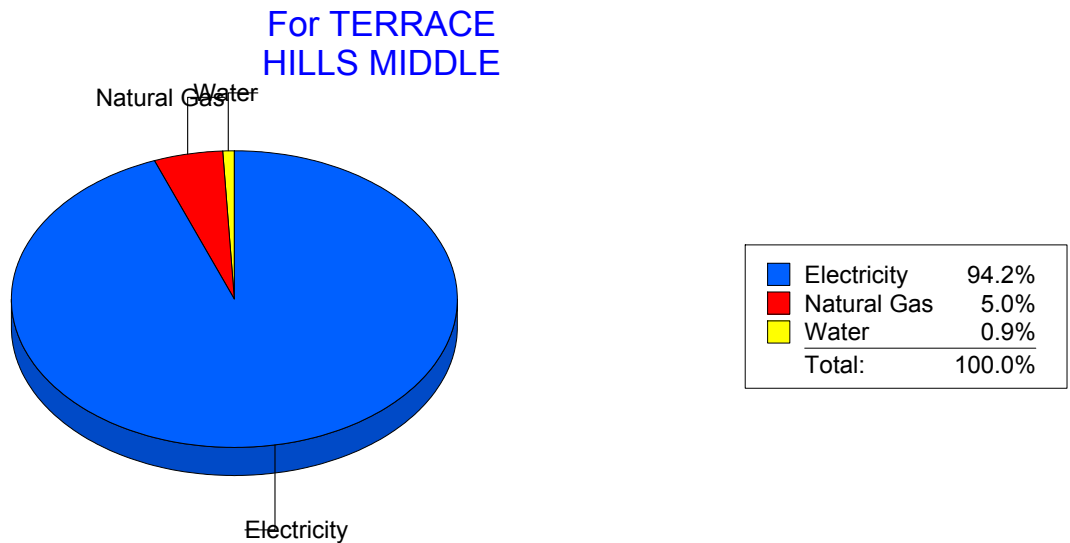
Energy CAP

Cost Avoidance Program

Cost Summary Graph

Grouped by Energy Type

Energy Type	Use	Units	Meter Cost	Special Charges	Total Cost	Avg Unit Cost	% of Total Cost
Site: TERRACE HILLS MIDDLE - TERRACE HILLS MIDDLE							
Electricity	26,250	KWH	\$3,955.16	\$0.00	\$3,955.16	0.1507	94.15%
Natural Gas	216	CCF	\$209.36	\$0.00	\$209.36	0.9693	4.98%
Water	0	CCF	\$36.36	\$0.00	\$36.36	0.0000	0.87%
Total Cost:			\$4,200.88	\$0.00	\$4,200.88		



Filters: Cost Center Name Not One Of DoNotReport; Billing Period Equal To 200908

elpaso

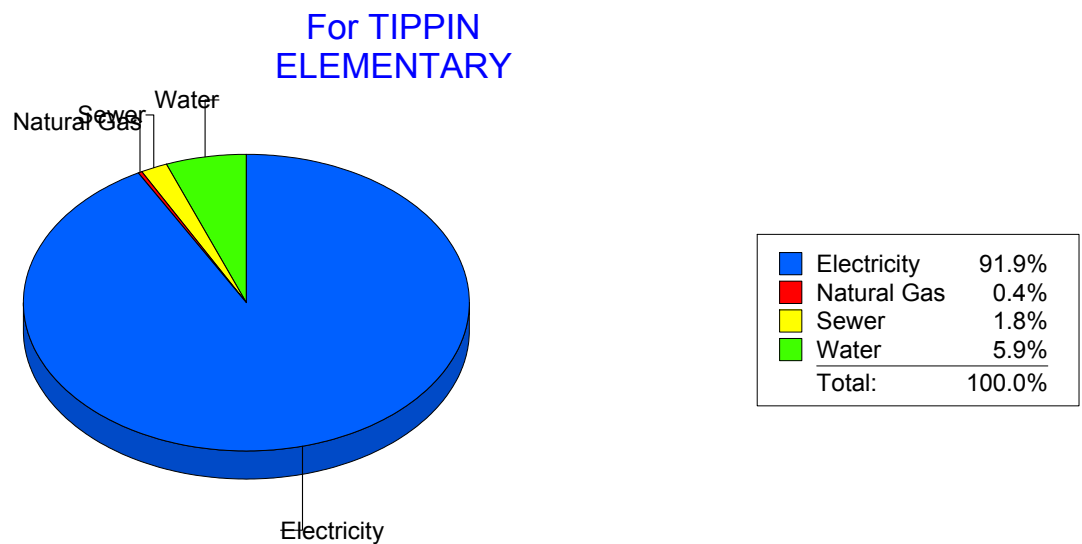
Energy CAP

Cost Avoidance Program

Cost Summary Graph

Grouped by Energy Type

Energy Type	Use	Units	Meter Cost	Special Charges	Total Cost	Avg Unit Cost	% of Total Cost
Site: TIPPIN - TIPPIN ELEMENTARY							
Electricity	76,200	KWH	\$11,883.62	\$0.00	\$11,883.62	0.1560	91.89%
Natural Gas	26	CCF	\$49.32	\$0.00	\$49.32	1.8969	0.38%
Water	201	CCF	\$766.08	\$0.00	\$766.08	3.8113	5.92%
Sewer	75	CCF	\$232.86	\$0.00	\$232.86	3.1048	1.80%
Total Cost:			\$12,931.88	\$0.00	\$12,931.88		



Filters: Cost Center Name Not One Of DoNotReport; Billing Period Equal To 200908

elpaso

Energy CAP

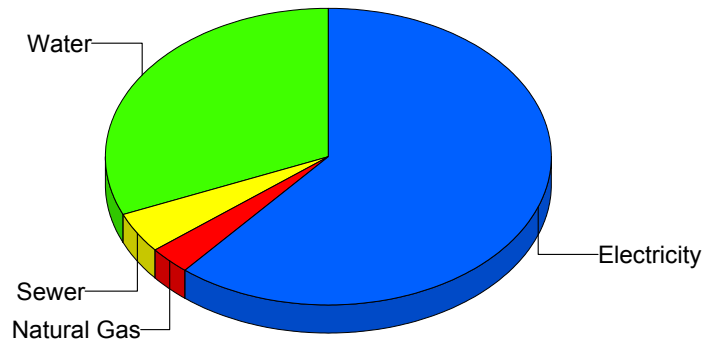
Cost Avoidance Program

Cost Summary Graph

Grouped by Energy Type

Energy Type	Use	Units	Meter Cost	Special Charges	Total Cost	Avg Unit Cost	% of Total Cost
Site: TRAVIS ELEMENTARY SC - TRAVIS ELEMENTARY SC							
Electricity	25,444	KWH	\$3,598.03	\$0.00	\$3,598.03	0.1414	60.99%
Natural Gas	187	CCF	\$190.10	\$0.00	\$190.10	1.0166	3.22%
Water	534	CCF	\$1,856.37	\$0.00	\$1,856.37	3.4763	31.47%
Sewer	113	CCF	\$255.23	\$0.00	\$255.23	2.2587	4.33%
Total Cost:			\$5,899.73	\$0.00	\$5,899.73		

For TRAVIS
ELEMENTARY
SC



Electricity	61.0%
Natural Gas	3.2%
Sewer	4.3%
Water	31.5%
Total:	100.0%

Filters: Cost Center Name Not One Of DoNotReport; Billing Period Equal To 200908

elpaso

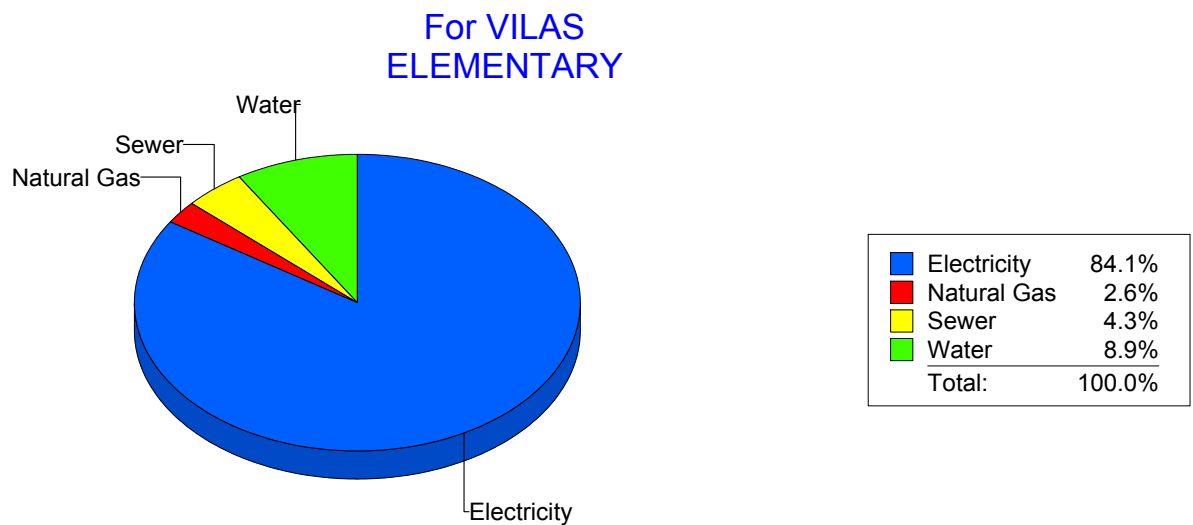
Energy CAP

Cost Avoidance Program

Cost Summary Graph

Grouped by Energy Type

Energy Type	Use	Units	Meter Cost	Special Charges	Total Cost	Avg Unit Cost	% of Total Cost
Site: VILAS ELEMENTARY - VILAS ELEMENTARY							
Electricity	50,389	KWH	\$7,285.28	\$0.00	\$7,285.28	0.1446	84.11%
Natural Gas	146	CCF	\$227.96	\$0.00	\$227.96	1.5614	2.63%
Water	208	CCF	\$774.14	\$0.00	\$774.14	3.7218	8.94%
Sewer	93	CCF	\$374.64	\$0.00	\$374.64	4.0284	4.33%
Total Cost:			\$8,662.02	\$0.00	\$8,662.02		



Filters: Cost Center Name Not One Of DoNotReport; Billing Period Equal To 200908

elpaso

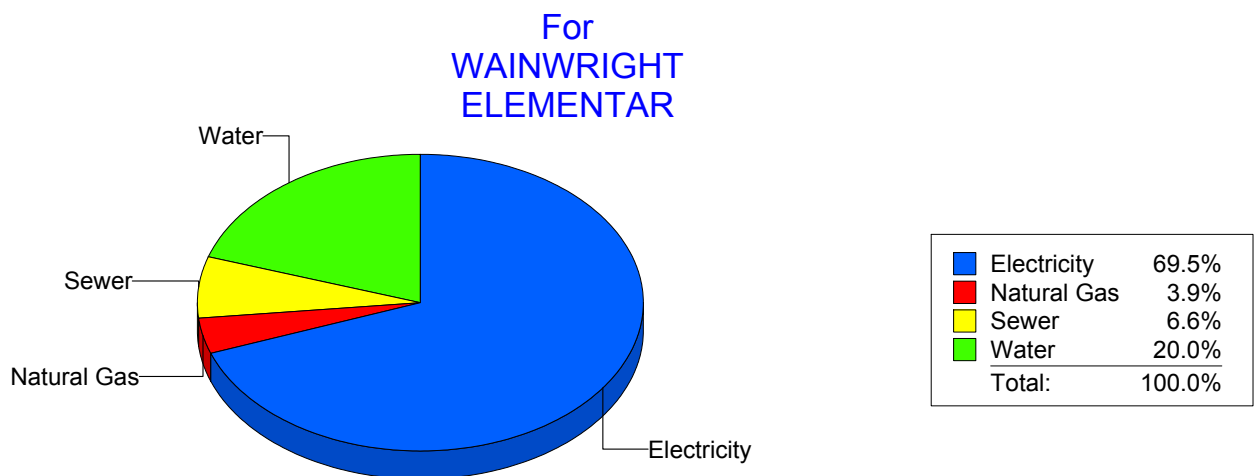
Energy CAP

Cost Avoidance Program

Cost Summary Graph

Grouped by Energy Type

Energy Type	Use	Units	Meter Cost	Special Charges	Total Cost	Avg Unit Cost	% of Total Cost
Site: WAINWRIGHT ELEMENTAR - WAINWRIGHT ELEMENTAR							
Electricity	12,781	KWH	\$1,803.46	\$0.00	\$1,803.46	0.1411	69.47%
Natural Gas	3	CCF	\$101.98	\$0.00	\$101.98	33.9933	3.93%
Water	99	CCF	\$520.35	\$0.00	\$520.35	5.2561	20.04%
Sewer	28	CCF	\$170.15	\$0.00	\$170.15	6.0768	6.55%
Total Cost:			\$2,595.94	\$0.00	\$2,595.94		



Filters: Cost Center Name Not One Of DoNotReport; Billing Period Equal To 200908

el Paso

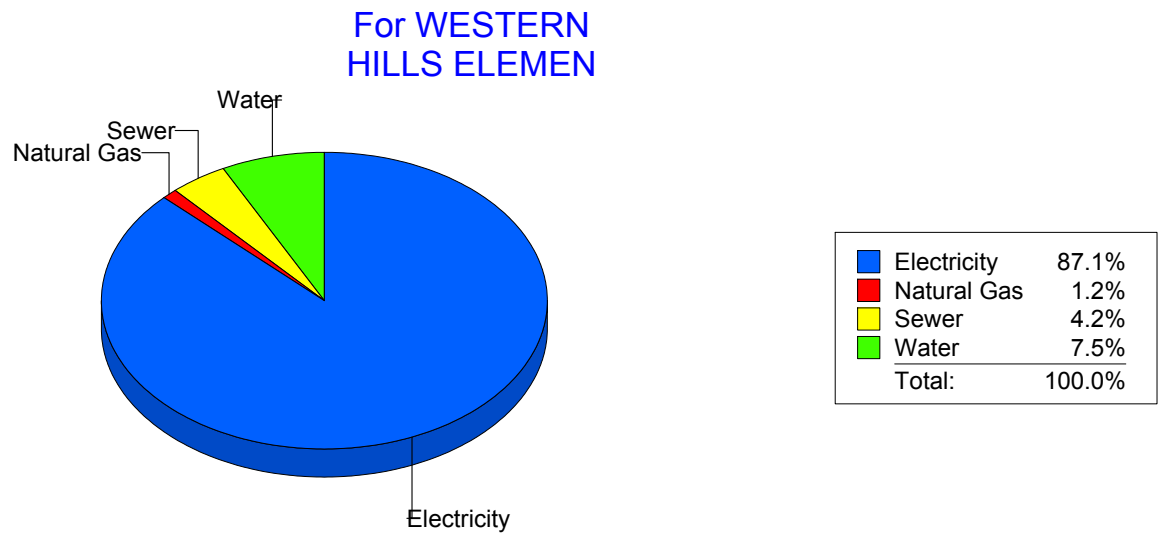
Energy CAP

Cost Avoidance Program

Cost Summary Graph

Grouped by Energy Type

Energy Type	Use	Units	Meter Cost	Special Charges	Total Cost	Avg Unit Cost	% of Total Cost
Site: WESTERN HILLS ELEMEN - WESTERN HILLS ELEMEN							
Electricity	58,560	KWH	\$8,426.25	\$0.00	\$8,426.25	0.1439	87.13%
Natural Gas	130	CCF	\$116.52	\$0.00	\$116.52	0.8963	1.20%
Water	212	CCF	\$723.41	\$0.00	\$723.41	3.4123	7.48%
Sewer	68	CCF	\$405.26	\$0.00	\$405.26	5.9597	4.19%
Total Cost:			\$9,671.44	\$0.00	\$9,671.44		



Filters: Cost Center Name Not One Of DoNotReport; Billing Period Equal To 200908

elpaso

Energy CAP

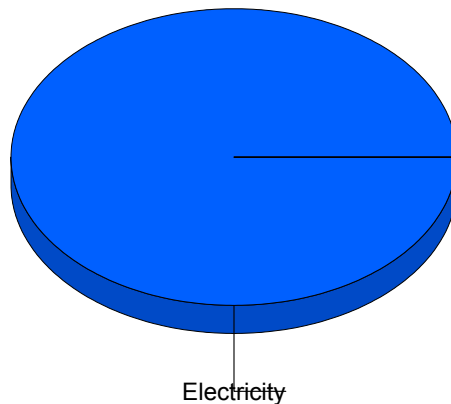
Cost Avoidance Program

Cost Summary Graph

Grouped by Energy Type

Energy Type	Use	Units	Meter Cost	Special Charges	Total Cost	Avg Unit Cost	% of Total Cost
Site: WESTSIDE TRANSPORTAT - WESTSIDE TRANSPORTAT							
Electricity		1,358 KWH	\$235.51	\$0.00	\$235.51	0.1734	100.00%
Total Cost:			\$235.51	\$0.00	\$235.51		

For WESTSIDE
TRANSPORTAT



■ Electricity	100.0%
Total:	100.0%

Filters: Cost Center Name Not One Of DoNotReport; Billing Period Equal To 200908

elpaso

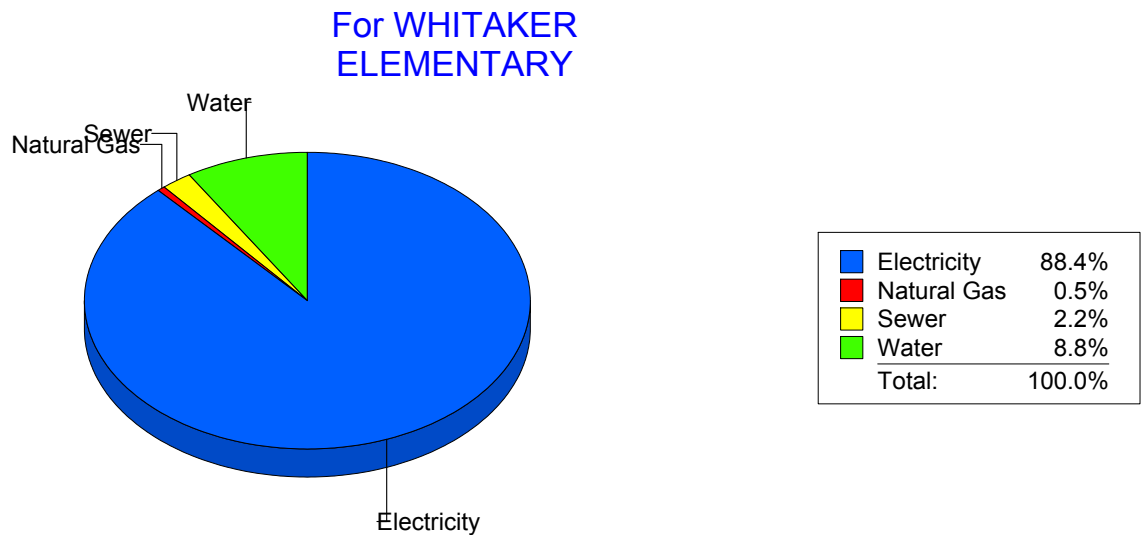
Energy CAP

Cost Avoidance Program

Cost Summary Graph

Grouped by Energy Type

Energy Type	Use	Units	Meter Cost	Special Charges	Total Cost	Avg Unit Cost	% of Total Cost
Site: WHITAKER ELEMENTARY - WHITAKER ELEMENTARY							
Electricity	83,040	KWH	\$10,718.42	\$0.00	\$10,718.42	0.1291	88.43%
Natural Gas	44	CCF	\$60.36	\$0.00	\$60.36	1.3718	0.50%
Water	439	CCF	\$1,071.56	\$0.00	\$1,071.56	2.4409	8.84%
Sewer	105	CCF	\$270.96	\$0.00	\$270.96	2.5806	2.24%
Total Cost:			\$12,121.30	\$0.00	\$12,121.30		



Filters: Cost Center Name Not One Of DoNotReport; Billing Period Equal To 200908

elpaso

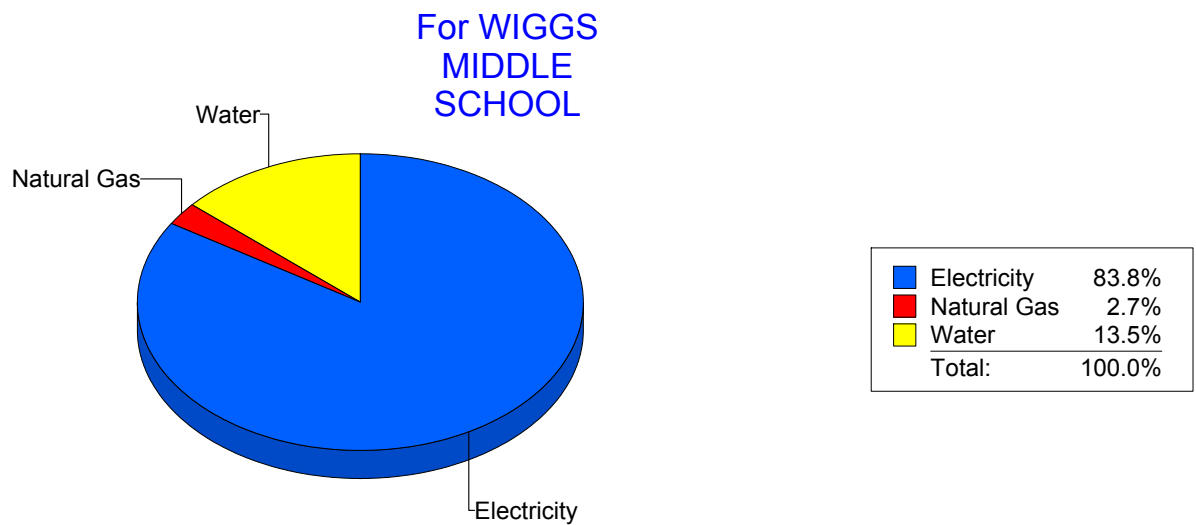
Energy CAP

Cost Avoidance Program

Cost Summary Graph

Grouped by Energy Type

Energy Type	Use	Units	Meter Cost	Special Charges	Total Cost	Avg Unit Cost	% of Total Cost
Site: WIGGS MIDDLE SCHOOL - WIGGS MIDDLE SCHOOL							
Electricity	44,340	KWH	\$6,411.61	\$0.00	\$6,411.61	0.1446	83.84%
Natural Gas	252	CCF	\$205.26	\$0.00	\$205.26	0.8145	2.68%
Water	420	CCF	\$1,030.88	\$0.00	\$1,030.88	2.4545	13.48%
Total Cost:			\$7,647.75	\$0.00	\$7,647.75		



Filters: Cost Center Name Not One Of DoNotReport; Billing Period Equal To 200908

elpaso

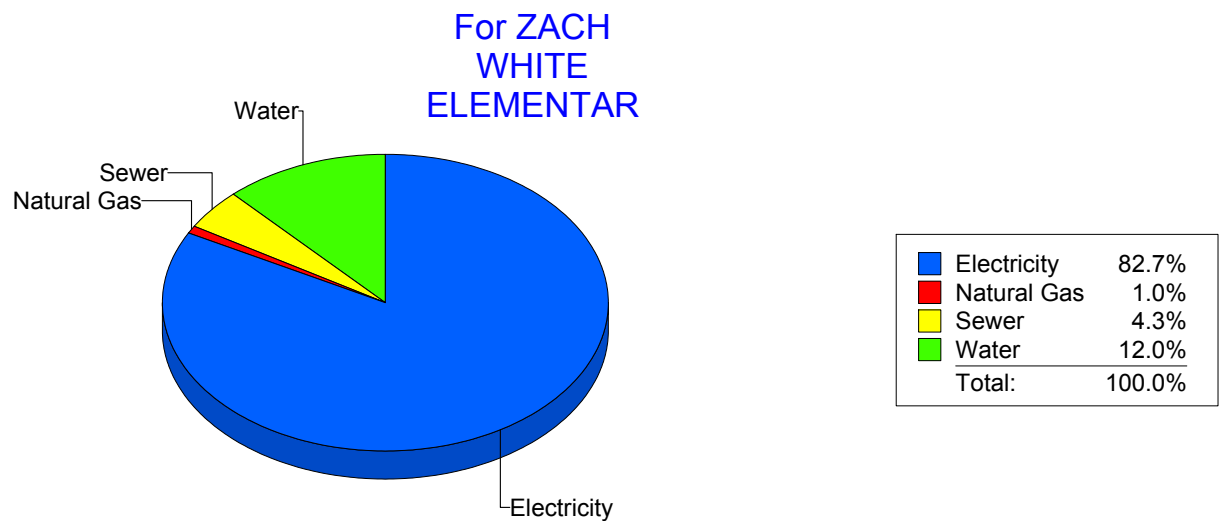
Energy CAP

Cost Avoidance Program

Cost Summary Graph

Grouped by Energy Type

Energy Type	Use	Units	Meter Cost	Special Charges	Total Cost	Avg Unit Cost	% of Total Cost
Site: ZACH WHITE ELEMENTAR - ZACH WHITE ELEMENTAR							
Electricity	48,900	KWH	\$6,974.94	\$0.00	\$6,974.94	0.1426	82.74%
Natural Gas	24	CCF	\$81.47	\$0.00	\$81.47	3.3946	0.97%
Water	389	CCF	\$1,014.56	\$0.00	\$1,014.56	2.6081	12.04%
Sewer	76	CCF	\$358.61	\$0.00	\$358.61	4.7186	4.25%
Total Cost:			\$8,429.58	\$0.00	\$8,429.58		



Filters: Cost Center Name Not One Of DoNotReport; Billing Period Equal To 200908

elpaso

Energy CAP

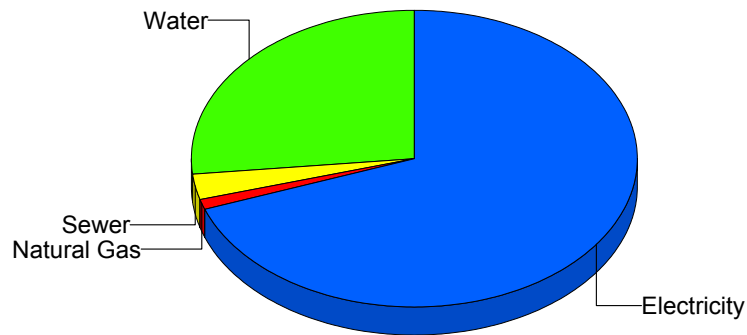
Cost Avoidance Program

Cost Summary Graph

Grouped by Energy Type

Energy Type	Use	Units	Meter Cost	Special Charges	Total Cost	Avg Unit Cost	% of Total Cost
Site: ZAVALA ELEMENTARY SC - ZAVALA ELEMENTARY SC							
Electricity	23,003	KWH	\$3,063.52	\$0.00	\$3,063.52	0.1332	69.58%
Natural Gas	22	CCF	\$46.87	\$0.00	\$46.87	2.1305	1.06%
Water	283	CCF	\$1,169.60	\$0.00	\$1,169.60	4.1329	26.56%
Sewer	48	CCF	\$123.20	\$0.00	\$123.20	2.5667	2.80%
Total Cost:			\$4,403.19	\$0.00	\$4,403.19		

For ZAVALA
ELEMENTARY
SC



Electricity	69.6%
Natural Gas	1.1%
Sewer	2.8%
Water	26.6%
Total:	100.0%

Filters: Cost Center Name Not One Of DoNotReport; Billing Period Equal To 200908

elpaso

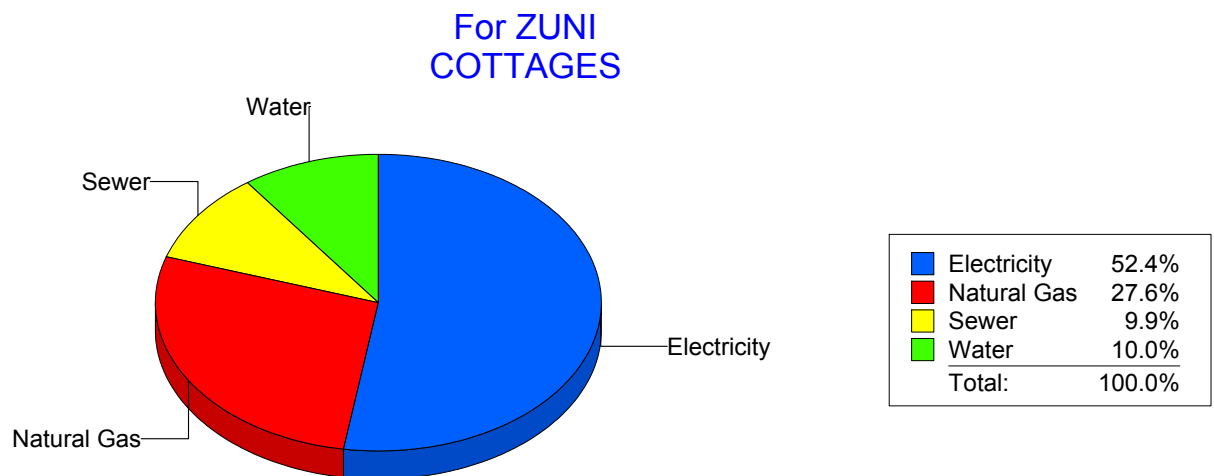
Energy CAP

Cost Avoidance Program

Cost Summary Graph

Grouped by Energy Type

Energy Type	Use	Units	Meter Cost	Special Charges	Total Cost	Avg Unit Cost	% of Total Cost
Site: ZUNI COTTAGES - ZUNI COTTAGES							
Electricity		652 KWH	\$126.76	\$0.00	\$126.76	0.1944	52.41%
Natural Gas		0 CCF	\$66.76	\$0.00	\$66.76	0.0000	27.60%
Water		2 CCF	\$24.30	\$0.00	\$24.30	12.1500	10.05%
Sewer		4 CCF	\$24.03	\$0.00	\$24.03	6.0075	9.94%
Total Cost:			\$241.85	\$0.00	\$241.85		



Filters: Cost Center Name Not One Of DoNotReport; Billing Period Equal To 200908

el Paso

Energy CAP

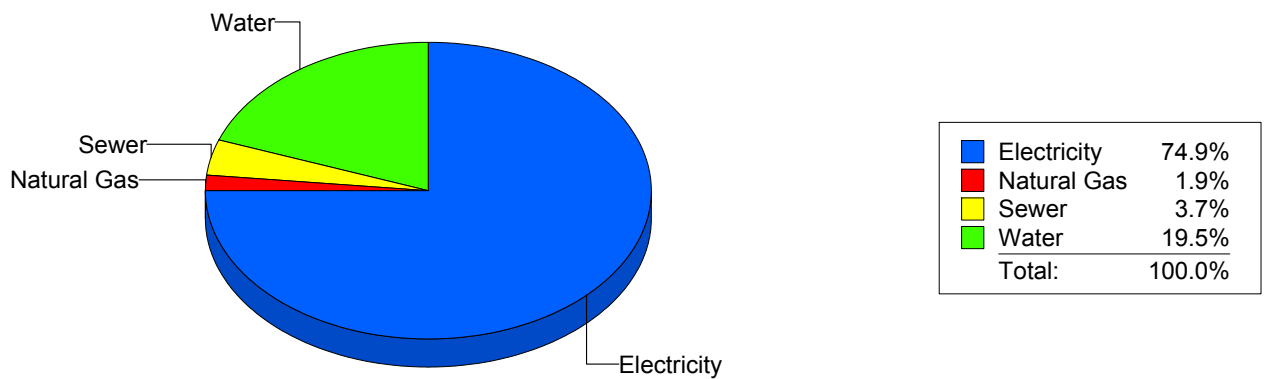
Cost Avoidance Program

Cost Summary Graph

Grouped by Energy Type

Energy Type	Use	Units	Meter Cost	Special Charges	Total Cost	Avg Unit Cost	% of Total Cost
All Sites							
Electricity	5,821,472	KWH	\$736,774.53	\$0.00	\$736,774.53	0.1266	74.90%
Natural Gas	18,267	CCF	\$18,285.58	\$0.00	\$18,285.58	1.0010	1.86%
Water	67,513	CCF	\$192,296.75	\$0.00	\$192,296.75	2.8483	19.55%
Sewer	16,589	CCF	\$36,355.98	\$0.00	\$36,355.98	2.1916	3.70%
Total Cost:			\$983,712.84	\$0.00	\$983,712.84		

For All Sites



Filters: Cost Center Name Not One Of DoNotReport; Billing Period Equal To 200908