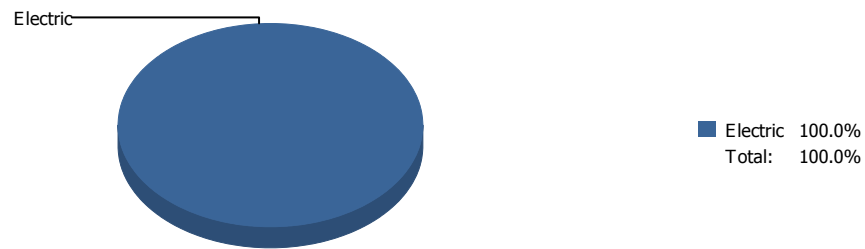
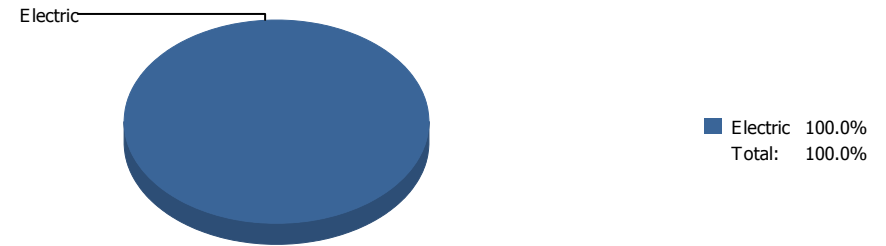


## Energy

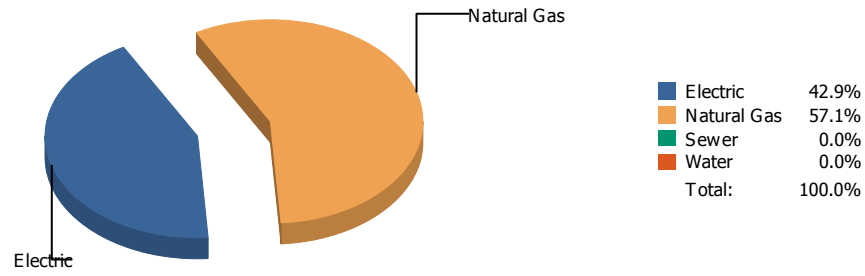


## Cost

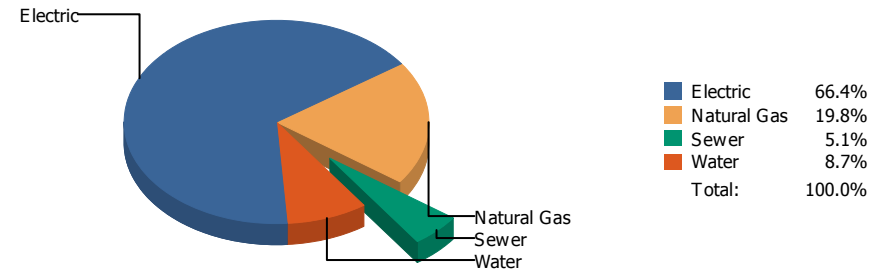


Commodity	Common Use	Energy Use	Energy Use / Area	Total Cost	Cost / Unit	Cost / Area
<b>Place: [ALAMO] ALAMO      101 [BUILDING]</b> <b>Area: 58,978 SqFt</b> <b>Billing Period: Apr 2019</b>						
ELECTRIC	2,500.00 kWh	8,530 KBtu	0.145 KBtu/SqFt	\$267.69	\$0.107 /kWh	\$0.005 /SqFt
<b>Totals:</b>		<b>8,530 KBtu</b>	<b>0.145 KBtu/SqFt</b>	<b>\$267.69</b>		

## Energy

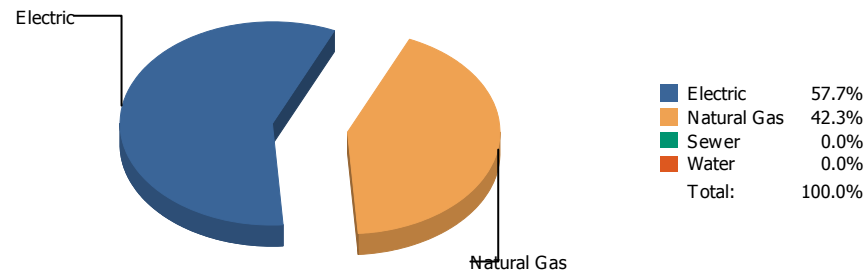


## Cost

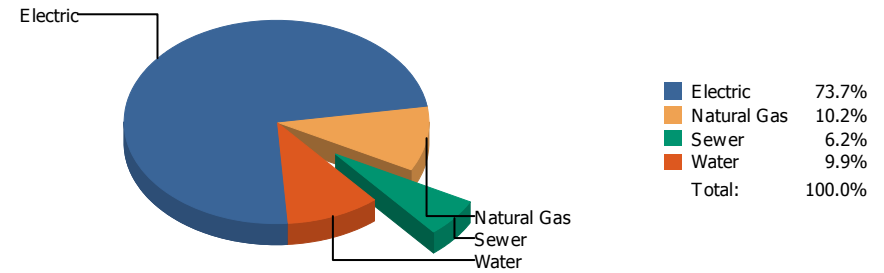


Commodity	Common Use	Energy Use	Energy Use / Area	Total Cost	Cost / Unit	Cost / Area
Place: [ALTA] ALTA VISTA 102 [BUILDING]						
Area: 68,463 SqFt						
Billing Period: Apr 2019						
ELECTRIC	27,750.00 kWh	94,683 KBtu	1.383 KBtu/SqFt	\$2,634.21	\$0.095 /kWh	\$0.038 /SqFt
NATURALGAS	1,222.00 CCF	125,866 KBtu	1.838 KBtu/SqFt	\$787.04	\$0.644 /CCF	\$0.011 /SqFt
SEWER	50.00 CCF			\$203.73	\$4.075 /CCF	\$0.003 /SqFt
WATER	87.00 CCF			\$344.00	\$3.954 /CCF	\$0.005 /SqFt
<b>Totals:</b>		<b>220,549 KBtu</b>	<b>3.221 KBtu/SqFt</b>	<b>\$3,968.98</b>		

## Energy

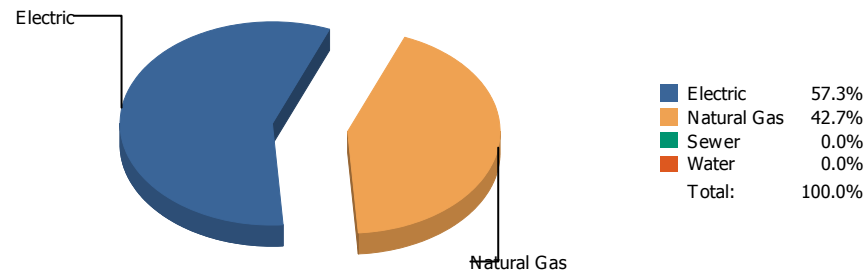


## Cost

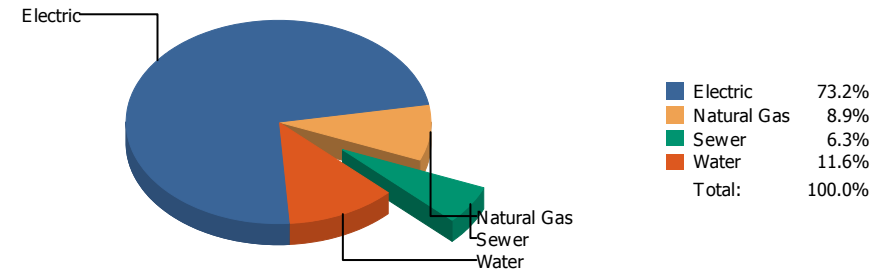


Commodity	Common Use	Energy Use	Energy Use / Area	Total Cost	Cost / Unit	Cost / Area
Place: [ADDRESS] ADDRESS 001 [BUILDING]						
Area: 266,968 SqFt						
Billing Period: Apr 2019						
ELECTRIC	126,407.00 kWh	431,301 KBtu	1.616 KBtu/SqFt	\$12,233.82	\$0.097 /kWh	\$0.045 /SqFt
NATURALGAS	3,075.00 CCF	316,725 KBtu	1.186 KBtu/SqFt	\$1,691.72	\$0.550 /CCF	\$0.006 /SqFt
SEWER	388.00 CCF			\$1,021.95	\$2.634 /CCF	\$0.004 /SqFt
WATER	635.00 CCF			\$1,646.91	\$2.594 /CCF	\$0.006 /SqFt
<b>Totals:</b>		<b>748,026 KBtu</b>	<b>2.802 KBtu/SqFt</b>	<b>\$16,594.40</b>		

## Energy

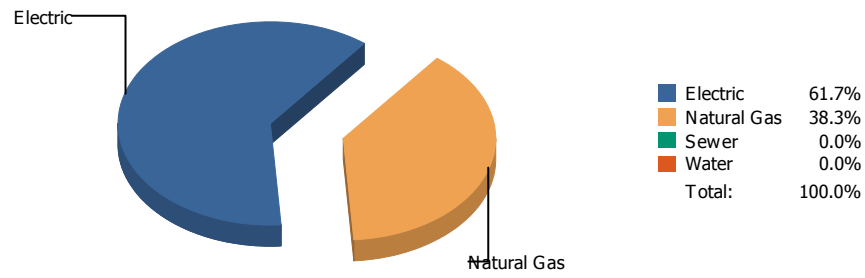


## Cost

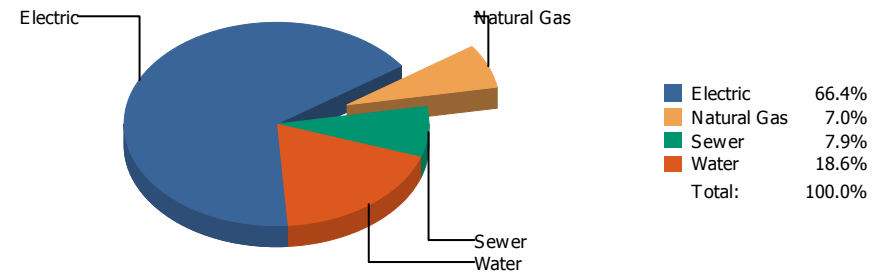


Commodity	Common Use	Energy Use	Energy Use / Area	Total Cost	Cost / Unit	Cost / Area
<b>Place: [AOY] AOY 103 [BUILDING]</b> <b>Area: 105,486 SqFt</b> <b>Billing Period: Apr 2019</b>						
ELECTRIC	52,233.00 kWh	178,219 KBtu	1.690 KBtu/SqFt	\$6,565.69	\$0.126 /kWh	\$0.062 /SqFt
NATURALGAS	1,290.00 CCF	132,870 KBtu	1.260 KBtu/SqFt	\$798.97	\$0.619 /CCF	\$0.008 /SqFt
SEWER	70.00 CCF			\$567.22	\$8.103 /CCF	\$0.005 /SqFt
WATER	137.00 CCF			\$1,037.33	\$7.572 /CCF	\$0.010 /SqFt
<b>Totals:</b>		<b>311,089 KBtu</b>	<b>2.949 KBtu/SqFt</b>	<b>\$8,969.21</b>		

## Energy

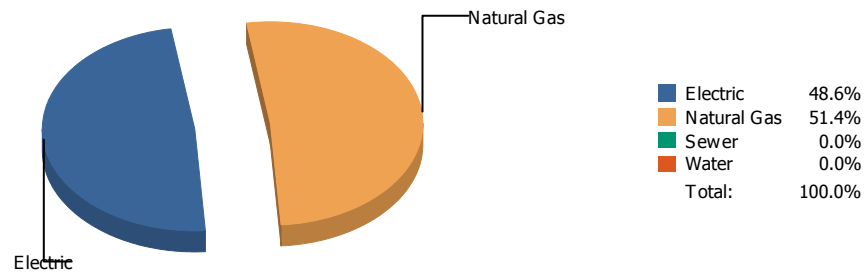


## Cost

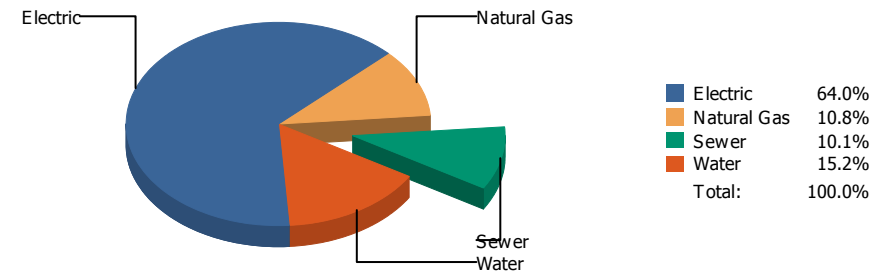


Commodity	Common Use	Energy Use	Energy Use / Area	Total Cost	Cost / Unit	Cost / Area
Place: [ARMENDARIZ_1] ARMENDARIZ MIDDLE SCHOOL [BUILDING]						
Area: 133,779 SqFt						
Billing Period: Apr 2019						
ELECTRIC	76,500.00 kWh	261,018 KBtu	1.951 KBtu/SqFt	\$7,518.48	\$0.098 /kWh	\$0.056 /SqFt
NATURALGAS	1,571.00 CCF	161,813 KBtu	1.210 KBtu/SqFt	\$798.17	\$0.508 /CCF	\$0.006 /SqFt
SEWER	269.00 CCF			\$897.10	\$3.335 /CCF	\$0.007 /SqFt
WATER	657.00 CCF			\$2,107.90	\$3.208 /CCF	\$0.016 /SqFt
<b>Totals:</b>		<b>422,831 KBtu</b>	<b>3.161 KBtu/SqFt</b>	<b>\$11,321.65</b>		

## Energy

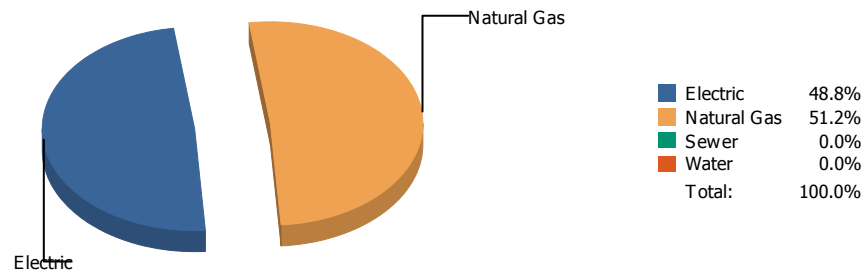


## Cost

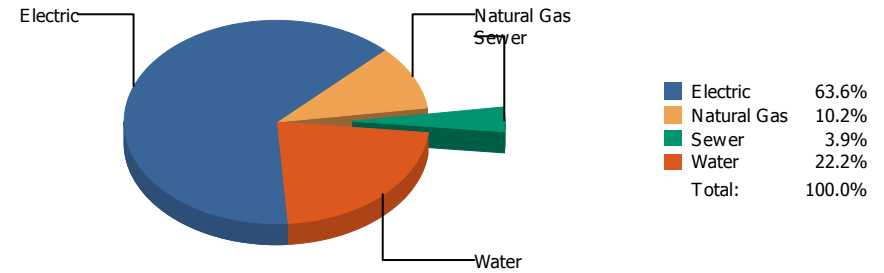


Commodity	Common Use	Energy Use	Energy Use / Area	Total Cost	Cost / Unit	Cost / Area
Place: [AUSTIN] AUSTIN 002 [BUILDING]						
Area: 269,216 SqFt						
Billing Period: Apr 2019						
ELECTRIC	145,197.00 kWh	495,412 KBtu	1.840 KBtu/SqFt	\$15,129.15	\$0.104 /kWh	\$0.056 /SqFt
NATURALGAS	5,081.00 CCF	523,343 KBtu	1.944 KBtu/SqFt	\$2,547.45	\$0.501 /CCF	\$0.009 /SqFt
SEWER	725.00 CCF			\$2,380.88	\$3.284 /CCF	\$0.009 /SqFt
WATER	786.00 CCF			\$3,591.04	\$4.569 /CCF	\$0.013 /SqFt
<b>Totals:</b>		<b>1,018,755 KBtu</b>	<b>3.784 KBtu/SqFt</b>	<b>\$23,648.52</b>		

## Energy

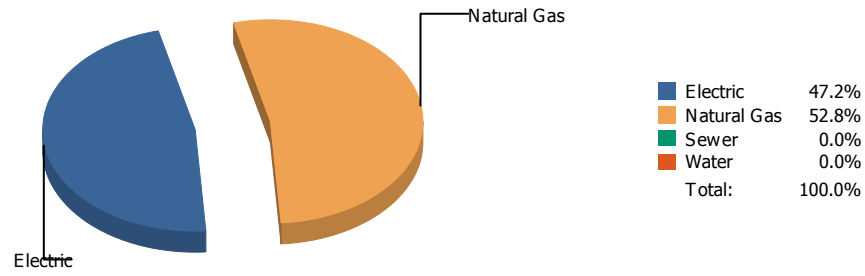


## Cost

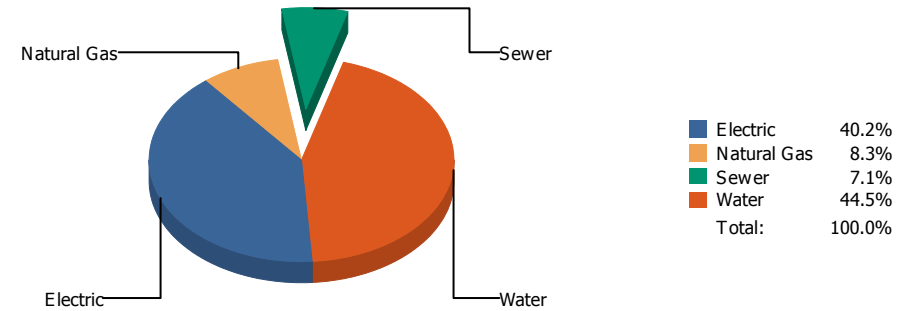


Commodity	Common Use	Energy Use	Energy Use / Area	Total Cost	Cost / Unit	Cost / Area
<b>Place: [BARRON ELEMENTARY] Barron Elementary 165 [BUILDING]</b>						
<b>Area: 87,818 SqFt</b>						
<b>Billing Period: Apr 2019</b>						
ELECTRIC	69,126.00 kWh	235,858 KBtu	2.686 KBtu/SqFt	\$7,939.44	\$0.115 /kWh	\$0.090 /SqFt
NATURALGAS	2,404.00 CCF	247,612 KBtu	2.820 KBtu/SqFt	\$1,278.62	\$0.532 /CCF	\$0.015 /SqFt
SEWER	51.00 CCF			\$485.64	\$9.522 /CCF	\$0.006 /SqFt
WATER	392.00 CCF			\$2,770.90	\$7.069 /CCF	\$0.031 /SqFt
<b>Totals:</b>		<b>483,470 KBtu</b>	<b>5.505 KBtu/SqFt</b>	<b>\$12,474.60</b>		

## Energy



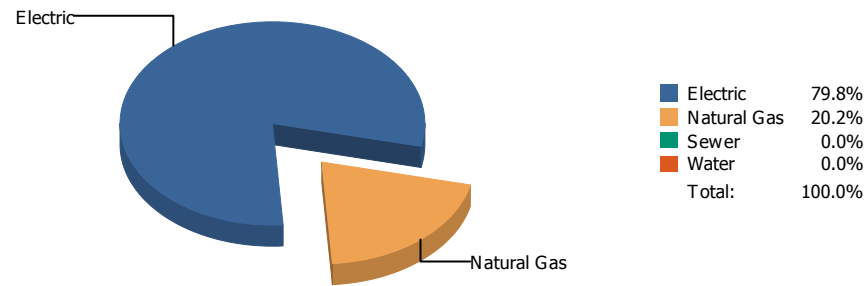
## Cost



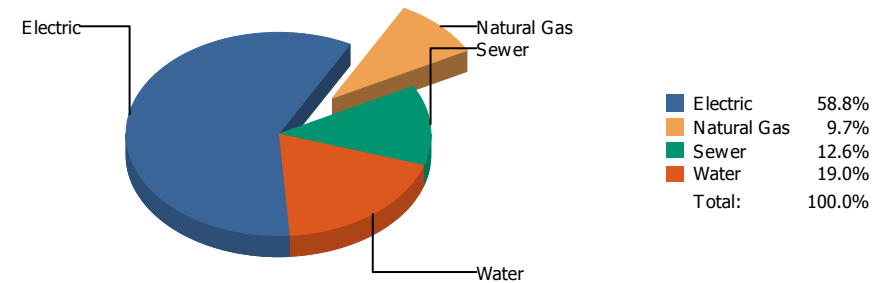
Commodity	Common Use	Energy Use	Energy Use / Area	Total Cost	Cost / Unit	Cost / Area
Place: [BASSETT] BASSETT 049 [BUILDING]						
Area: 174,250 SqFt						
Billing Period: Apr 2019						
ELECTRIC	61,451.00 kWh	209,671 KBtu	1.203 KBtu/SqFt	\$5,989.77	\$0.097 /kWh	\$0.034 /SqFt
NATURALGAS	2,278.00 CCF	234,634 KBtu	1.347 KBtu/SqFt	\$1,234.31	\$0.542 /CCF	\$0.007 /SqFt
SEWER	403.00 CCF			\$1,052.85	\$2.613 /CCF	\$0.006 /SqFt
WATER	1,484.00 CCF			\$6,626.52	\$4.465 /CCF	\$0.038 /SqFt
<b>Totals:</b>		<b>444,305 KBtu</b>	<b>2.550 KBtu/SqFt</b>	<b>\$14,903.45</b>		



## Energy



## Cost



Commodity	Common Use	Energy Use	Energy Use / Area	Total Cost	Cost / Unit	Cost / Area
<b>Place: [BEALL] BEALL      104 [BUILDING]</b> <b>Area: 74,454 SqFt</b> <b>Billing Period: Apr 2019</b>						
ELECTRIC	17,978.00 kWh	61,341 KBtu	0.824 KBtu/SqFt	\$2,012.90	\$0.112 /kWh	\$0.027 /SqFt
NATURALGAS	151.00 CCF	15,553 KBtu	0.209 KBtu/SqFt	\$332.23	\$2.200 /CCF	\$0.004 /SqFt
SEWER	101.00 CCF			\$430.73	\$4.265 /CCF	\$0.006 /SqFt
WATER	190.00 CCF			\$650.11	\$3.422 /CCF	\$0.009 /SqFt
<b>Totals:</b>		<b>76,894 KBtu</b>	<b>1.033 KBtu/SqFt</b>	<b>\$3,425.97</b>		

## Energy

Electric

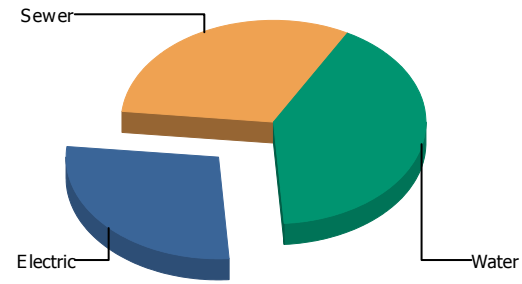


Electric 100.0%  
 Sewer 0.0%  
 Water 0.0%  
 Total: 100.0%

## Cost

Sewer

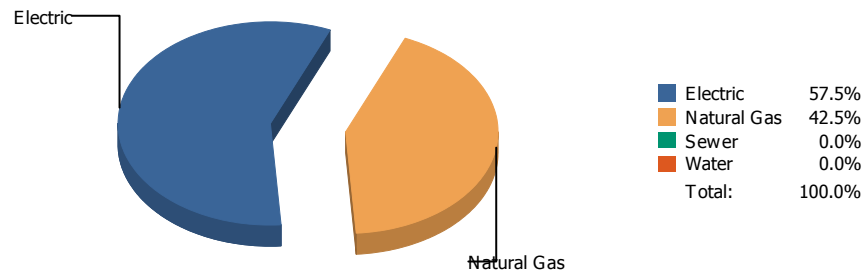
Electric



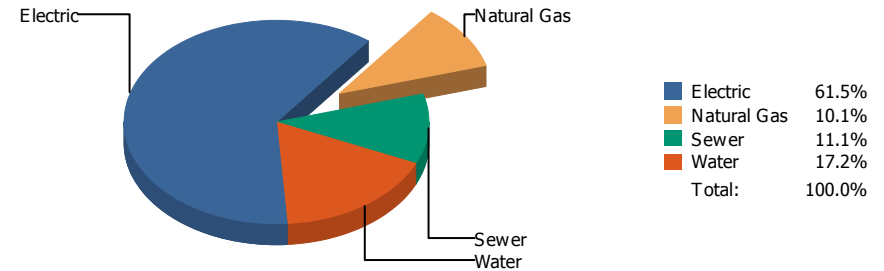
Electric 27.9%  
 Sewer 31.3%  
 Water 40.8%  
 Total: 100.0%

Commodity	Common Use	Energy Use	Energy Use / Area	Total Cost	Cost / Unit	Cost / Area
<b>Place: [BLISS] BLISS      105 [BUILDING]</b> <b>Area: 78,820 SqFt</b> <b>Billing Period: Apr 2019</b>						
ELECTRIC	27,718.00 kWh	94,574 KBtu	1.200 KBtu/SqFt	\$2,859.07	\$0.103 /kWh	\$0.036 /SqFt
SEWER	1,451.00 CCF			\$3,211.73	\$2.213 /CCF	\$0.041 /SqFt
WATER	1,766.00 CCF			\$4,180.35	\$2.367 /CCF	\$0.053 /SqFt
<b>Totals:</b>		<b>94,574 KBtu</b>	<b>1.200 KBtu/SqFt</b>	<b>\$10,251.15</b>		

## Energy

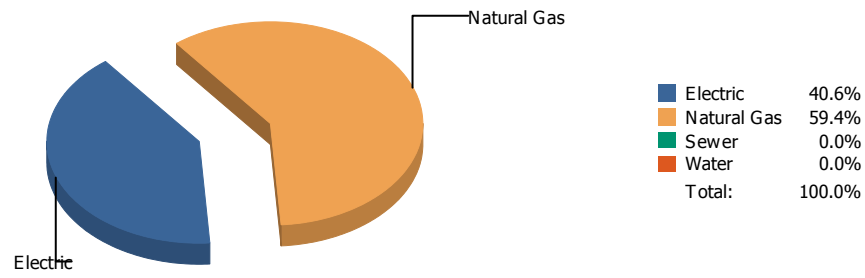


## Cost

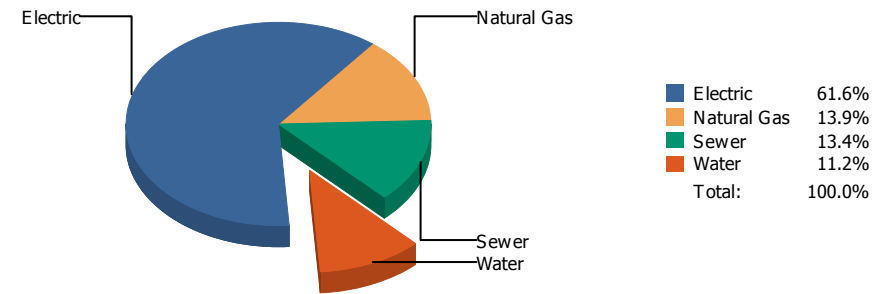


Commodity	Common Use	Energy Use	Energy Use / Area	Total Cost	Cost / Unit	Cost / Area
<b>Place: [BOND_2] BOND      160 [BUILDING]</b> <b>Area: 89,988 SqFt</b> <b>Billing Period: Apr 2019</b>						
ELECTRIC	25,186.00 kWh	85,935 KBtu	0.955 KBtu/SqFt	\$3,214.69	\$0.128 /kWh	\$0.036 /SqFt
NATURALGAS	617.00 CCF	63,551 KBtu	0.706 KBtu/SqFt	\$529.31	\$0.858 /CCF	\$0.006 /SqFt
SEWER	125.00 CCF			\$580.90	\$4.647 /CCF	\$0.006 /SqFt
WATER	224.00 CCF			\$900.23	\$4.019 /CCF	\$0.010 /SqFt
<b>Totals:</b>		<b>149,486 KBtu</b>	<b>1.661 KBtu/SqFt</b>	<b>\$5,225.13</b>		

## Energy

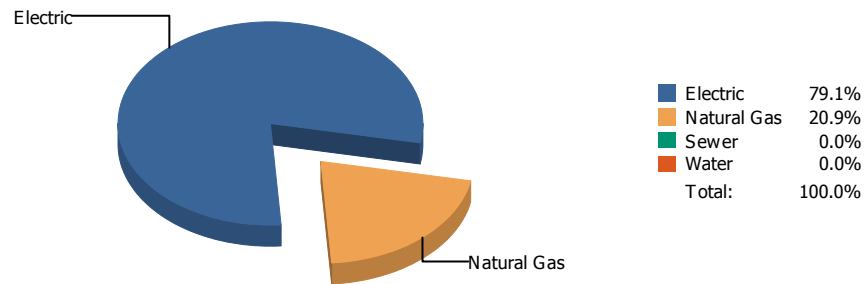


## Cost

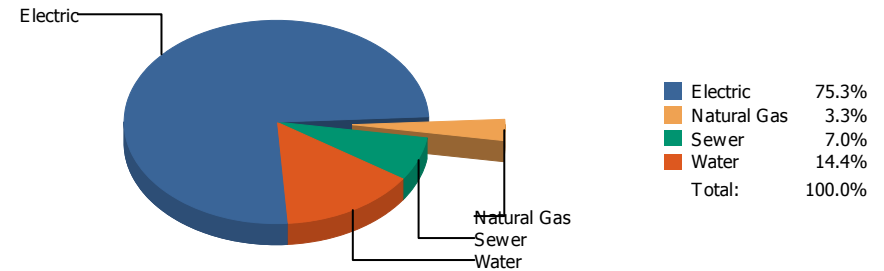


Commodity	Common Use	Energy Use	Energy Use / Area	Total Cost	Cost / Unit	Cost / Area
<b>Place: [BONHAM] BONHAM      106 [BUILDING]</b> <b>Area: 53,522 SqFt</b> <b>Billing Period: Apr 2019</b>						
ELECTRIC	27,392.00 kWh	93,462 KBtu	1.746 KBtu/SqFt	\$3,009.96	\$0.110 /kWh	\$0.056 /SqFt
NATURALGAS	1,325.00 CCF	136,475 KBtu	2.550 KBtu/SqFt	\$679.01	\$0.512 /CCF	\$0.013 /SqFt
SEWER	222.00 CCF			\$654.46	\$2.948 /CCF	\$0.012 /SqFt
WATER	157.00 CCF			\$546.61	\$3.482 /CCF	\$0.010 /SqFt
<b>Totals:</b>		<b>229,937 KBtu</b>	<b>4.296 KBtu/SqFt</b>	<b>\$4,890.04</b>		

## Energy

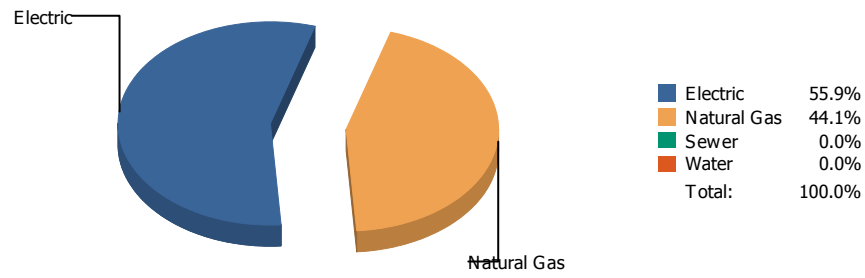


## Cost

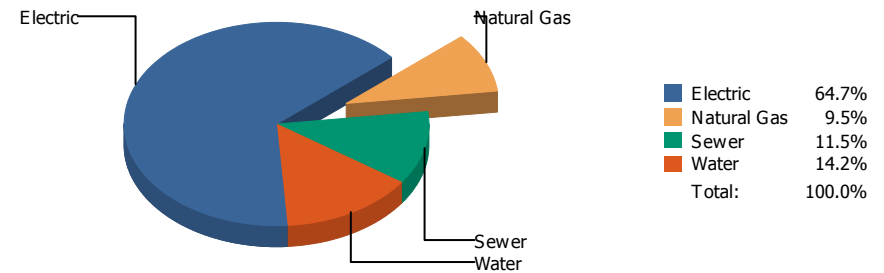


Commodity	Common Use	Energy Use	Energy Use / Area	Total Cost	Cost / Unit	Cost / Area
Place: [BOWIE] BOWIE 003 [BUILDING]						
Area: 282,931 SqFt						
Billing Period: Apr 2019						
ELECTRIC	197,031.00 kWh	672,270 KBtu	2.376 KBtu/SqFt	\$22,204.84	\$0.113 /kWh	\$0.078 /SqFt
NATURALGAS	1,722.00 CCF	177,366 KBtu	0.627 KBtu/SqFt	\$975.50	\$0.566 /CCF	\$0.003 /SqFt
SEWER	676.00 CCF			\$2,058.92	\$3.046 /CCF	\$0.007 /SqFt
WATER	1,566.00 CCF			\$4,253.85	\$2.716 /CCF	\$0.015 /SqFt
<b>Totals:</b>		<b>849,636 KBtu</b>	<b>3.003 KBtu/SqFt</b>	<b>\$29,493.11</b>		

## Energy

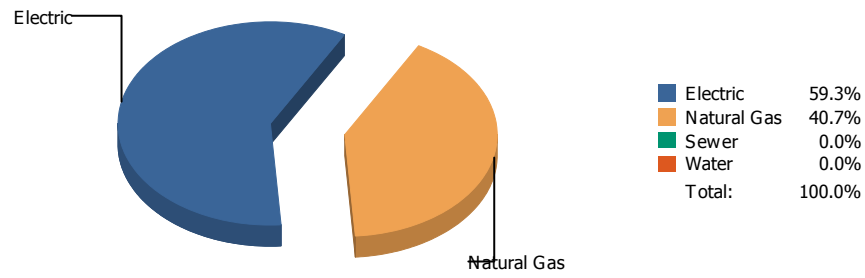


## Cost

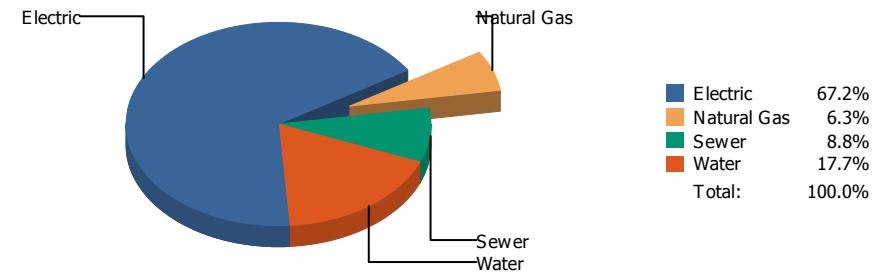


Commodity	Common Use	Energy Use	Energy Use / Area	Total Cost	Cost / Unit	Cost / Area
Place: [BRADLEY] BRADLEY 158 [BUILDING]						
Area: 59,142 SqFt						
Billing Period: Apr 2019						
ELECTRIC	23,800.00 kWh	81,206 KBtu	1.373 KBtu/SqFt	\$2,741.45	\$0.115 /kWh	\$0.046 /SqFt
NATURALGAS	621.00 CCF	63,963 KBtu	1.082 KBtu/SqFt	\$403.07	\$0.649 /CCF	\$0.007 /SqFt
SEWER	71.00 CCF			\$489.22	\$6.890 /CCF	\$0.008 /SqFt
WATER	114.00 CCF			\$602.85	\$5.288 /CCF	\$0.010 /SqFt
<b>Totals:</b>		<b>145,169 KBtu</b>	<b>2.455 KBtu/SqFt</b>	<b>\$4,236.59</b>		

## Energy

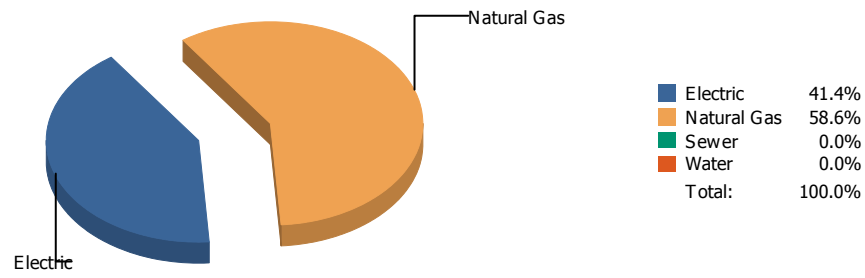


## Cost

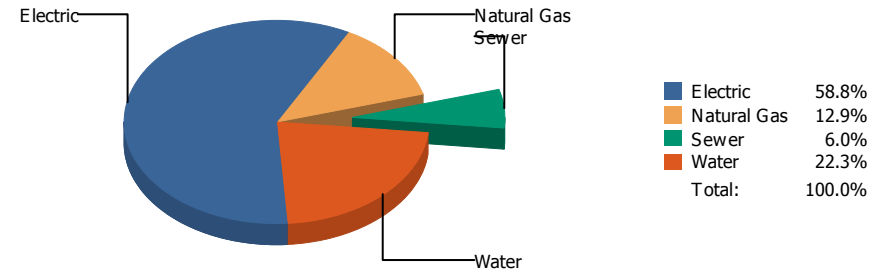


Commodity	Common Use	Energy Use	Energy Use / Area	Total Cost	Cost / Unit	Cost / Area
<b>Place: [BROWN] BROWN MIDDLE SCHOOL 056 [BUILDING]</b>						
<b>Area: 173,263 SqFt</b>						
<b>Billing Period: Apr 2019</b>						
ELECTRIC	79,600.00 kWh	271,595 KBtu	1.568 KBtu/SqFt	\$9,344.07	\$0.117 /kWh	\$0.054 /SqFt
NATURALGAS	1,810.00 CCF	186,430 KBtu	1.076 KBtu/SqFt	\$874.56	\$0.483 /CCF	\$0.005 /SqFt
SEWER	426.00 CCF			\$1,220.52	\$2.865 /CCF	\$0.007 /SqFt
WATER	798.00 CCF			\$2,461.83	\$3.085 /CCF	\$0.014 /SqFt
<b>Totals:</b>		<b>458,025 KBtu</b>	<b>2.644 KBtu/SqFt</b>	<b>\$13,900.98</b>		

## Energy



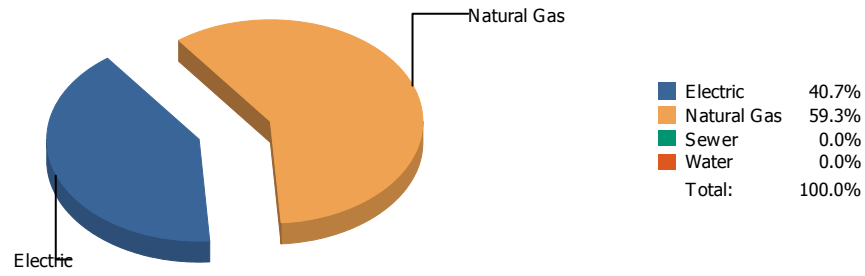
## Cost



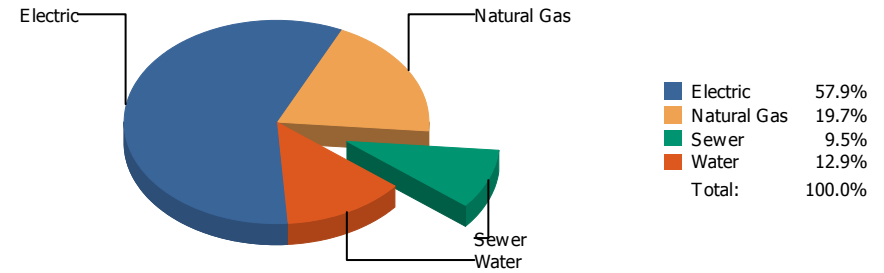
Commodity	Common Use	Energy Use	Energy Use / Area	Total Cost	Cost / Unit	Cost / Area
Place: [BURGES] BURGES 004 [BUILDING]						
Area: 241,219 SqFt						
Billing Period: Apr 2019						
ELECTRIC	98,757.00 kWh	336,959 KBtu	1.397 KBtu/SqFt	\$10,422.36	\$0.106 /kWh	\$0.043 /SqFt
NATURALGAS	4,639.00 CCF	477,817 KBtu	1.981 KBtu/SqFt	\$2,288.08	\$0.493 /CCF	\$0.009 /SqFt
SEWER	241.00 CCF			\$1,062.09	\$4.407 /CCF	\$0.004 /SqFt
WATER	742.00 CCF			\$3,963.25	\$5.341 /CCF	\$0.016 /SqFt
<b>Totals:</b>		<b>814,776 KBtu</b>	<b>3.378 KBtu/SqFt</b>	<b>\$17,735.78</b>		



## Energy

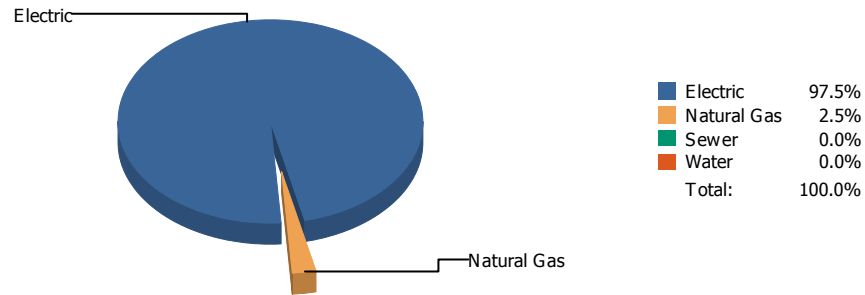


## Cost

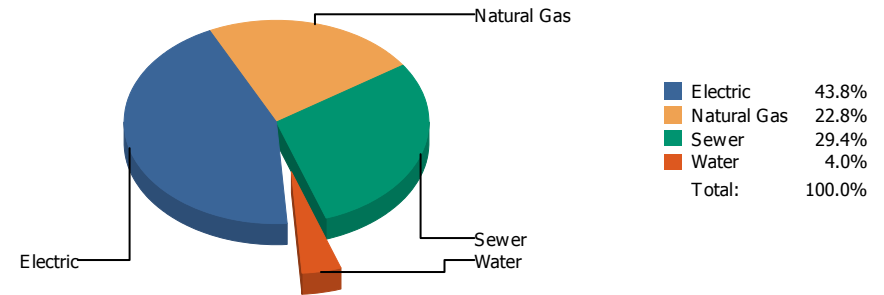


Commodity	Common Use	Energy Use	Energy Use / Area	Total Cost	Cost / Unit	Cost / Area
Place: [BURLESON] BURLESON 107 [BUILDING]						
Area: 73,772 SqFt						
Billing Period: Apr 2019						
ELECTRIC	21,468.00 kWh	73,249 KBtu	0.993 KBtu/SqFt	\$2,455.10	\$0.114 /kWh	\$0.033 /SqFt
NATURALGAS	1,035.00 CCF	106,605 KBtu	1.445 KBtu/SqFt	\$833.90	\$0.806 /CCF	\$0.011 /SqFt
SEWER	97.00 CCF			\$401.28	\$4.137 /CCF	\$0.005 /SqFt
WATER	199.00 CCF			\$548.03	\$2.754 /CCF	\$0.007 /SqFt
<b>Totals:</b>		<b>179,854 KBtu</b>	<b>2.438 KBtu/SqFt</b>	<b>\$4,238.31</b>		

## Energy

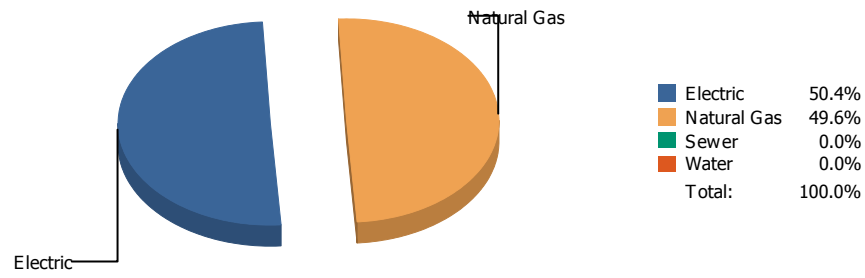


## Cost

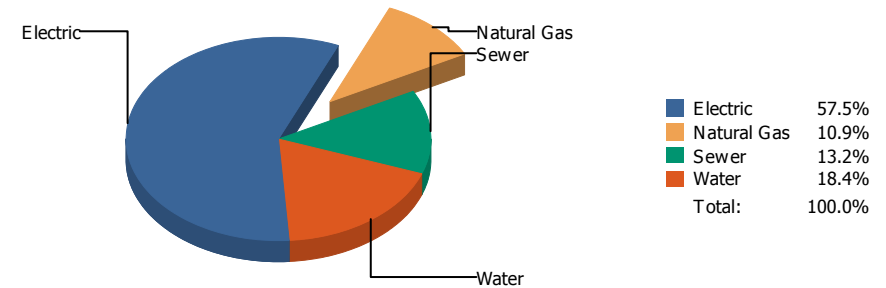


Commodity	Common Use	Energy Use	Energy Use / Area	Total Cost	Cost / Unit	Cost / Area
Place: [BURNET] BURNET 108 [BUILDING]						
Area: 50,520 SqFt						
Billing Period: Apr 2019						
ELECTRIC	4,739.00 kWh	16,169 KBtu	0.320 KBtu/SqFt	\$518.49	\$0.109 /kWh	\$0.010 /SqFt
NATURALGAS	4.00 CCF	412 KBtu	0.008 KBtu/SqFt	\$269.91	\$67.478 /CCF	\$0.005 /SqFt
SEWER	71.00 CCF			\$347.72	\$4.897 /CCF	\$0.007 /SqFt
WATER	0.00 CCF			\$47.94	\$0.000 /CCF	\$0.001 /SqFt
<b>Totals:</b>		<b>16,581 KBtu</b>	<b>0.328 KBtu/SqFt</b>	<b>\$1,184.06</b>		

## Energy

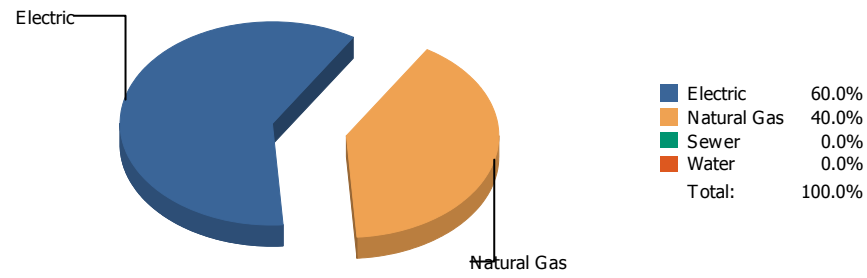


## Cost

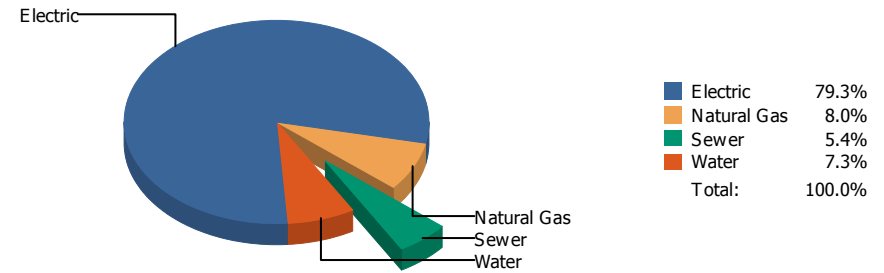


Commodity	Common Use	Energy Use	Energy Use / Area	Total Cost	Cost / Unit	Cost / Area
<b>Place: [CANYON HILLS] CANYON HILLS 043 [BUILDING]</b> <b>Area: 133,149 SqFt</b> <b>Billing Period: Apr 2019</b>						
ELECTRIC	59,180.00 kWh	201,922 KBtu	1.517 KBtu/SqFt	\$5,758.03	\$0.097 /kWh	\$0.043 /SqFt
NATURALGAS	1,931.00 CCF	198,893 KBtu	1.494 KBtu/SqFt	\$1,092.67	\$0.566 /CCF	\$0.008 /SqFt
SEWER	309.00 CCF			\$1,322.46	\$4.280 /CCF	\$0.010 /SqFt
WATER	494.00 CCF			\$1,847.16	\$3.739 /CCF	\$0.014 /SqFt
<b>Totals:</b>		<b>400,815 KBtu</b>	<b>3.010 KBtu/SqFt</b>	<b>\$10,020.32</b>		

## Energy



## Cost



Commodity	Common Use	Energy Use	Energy Use / Area	Total Cost	Cost / Unit	Cost / Area
Place: [CAREER] CAREER AND TECHNOLOGY [BUILDING]						
Area: 146,485 SqFt						
Billing Period: Apr 2019						
ELECTRIC	86,757.00 kWh	296,015 KBtu	2.021 KBtu/SqFt	\$9,291.76	\$0.107 /kWh	\$0.063 /SqFt
NATURALGAS	1,914.00 CCF	197,142 KBtu	1.346 KBtu/SqFt	\$940.66	\$0.491 /CCF	\$0.006 /SqFt
SEWER	159.00 CCF			\$630.27	\$3.964 /CCF	\$0.004 /SqFt
WATER	232.00 CCF			\$853.34	\$3.678 /CCF	\$0.006 /SqFt
<b>Totals:</b>		<b>493,157 KBtu</b>	<b>3.367 KBtu/SqFt</b>	<b>\$11,716.03</b>		

## Energy

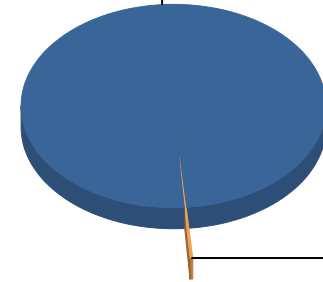
Electric



■ Electric 100.0%  
 ■ Water 0.0%  
 Total: 100.0%

## Cost

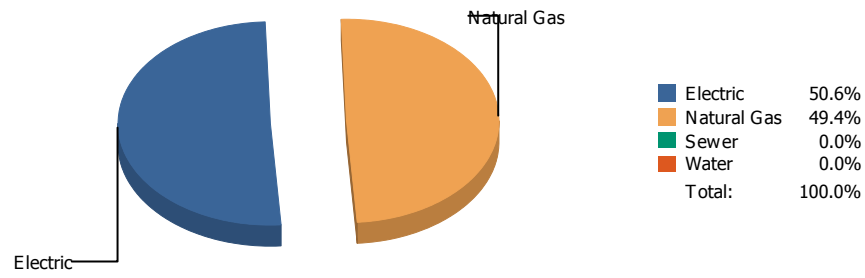
Electric



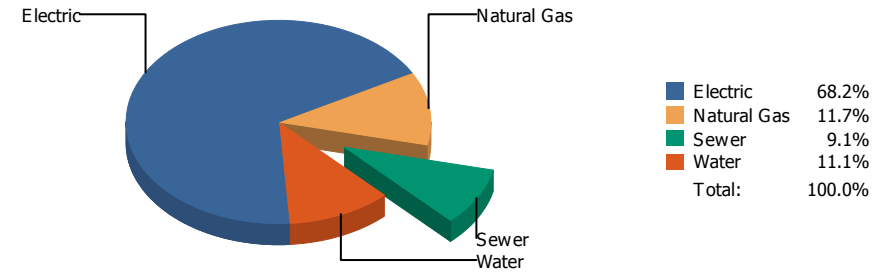
■ Electric 99.7%  
 ■ Water 0.3%  
 Total: 100.0%

Commodity	Common Use	Energy Use	Energy Use / Area	Total Cost	Cost / Unit	Cost / Area
Place: [CHAPIN] CHAPIN 012 [BUILDING]						
Area: 273,727 SqFt						
Billing Period: Apr 2019						
ELECTRIC	304,241.00 kWh	1,038,070 KBtu	3.792 KBtu/SqFt	\$26,906.49	\$0.088 /kWh	\$0.098 /SqFt
WATER	0.00 CCF			\$68.00	\$0.000 /CCF	\$0.000 /SqFt
<b>Totals:</b>		<b>1,038,070 KBtu</b>	<b>3.792 KBtu/SqFt</b>	<b>\$26,974.49</b>		

## Energy

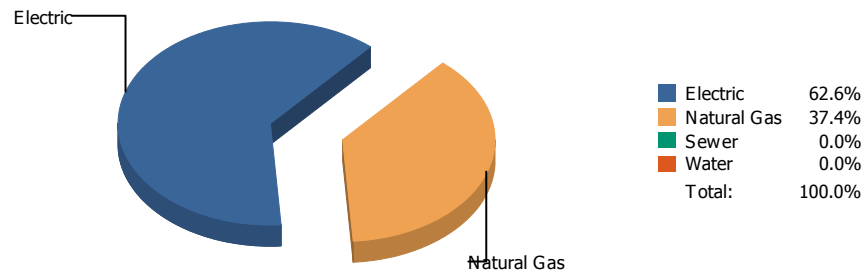


## Cost

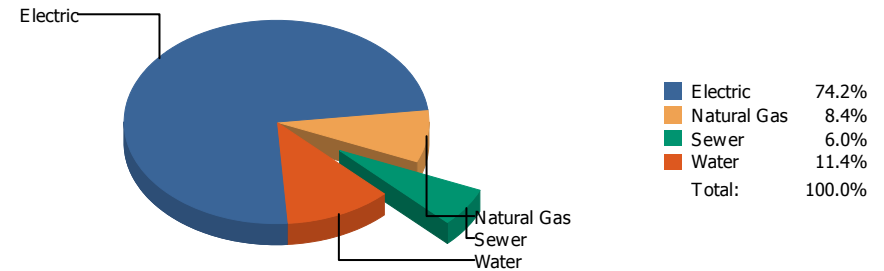


Commodity	Common Use	Energy Use	Energy Use / Area	Total Cost	Cost / Unit	Cost / Area
Place: [CHARLES] H.E. CHARLES 045 [BUILDING]						
Area: 107,867 SqFt						
Billing Period: Apr 2019						
ELECTRIC	60,941.00 kWh	207,931 KBtu	1.928 KBtu/SqFt	\$6,417.30	\$0.105 /kWh	\$0.059 /SqFt
NATURALGAS	1,972.00 CCF	203,116 KBtu	1.883 KBtu/SqFt	\$1,100.35	\$0.558 /CCF	\$0.010 /SqFt
SEWER	249.00 CCF			\$855.90	\$3.437 /CCF	\$0.008 /SqFt
WATER	295.00 CCF			\$1,042.29	\$3.533 /CCF	\$0.010 /SqFt
<b>Totals:</b>		<b>411,047 KBtu</b>	<b>3.811 KBtu/SqFt</b>	<b>\$9,415.84</b>		

## Energy

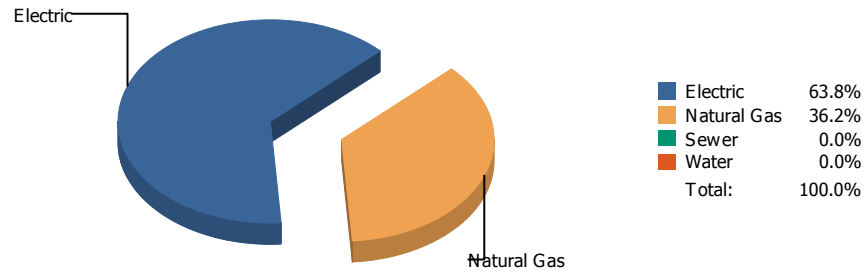


## Cost

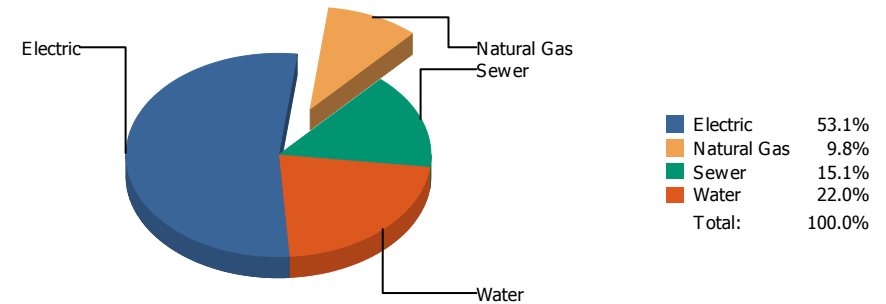


Commodity	Common Use	Energy Use	Energy Use / Area	Total Cost	Cost / Unit	Cost / Area
Place: [CIELO VI] CIELO VISTA 151 [BUILDING]						
Area: 66,034 SqFt						
Billing Period: Apr 2019						
ELECTRIC	37,700.00 kWh	128,632 KBtu	1.948 KBtu/SqFt	\$5,147.95	\$0.137 /kWh	\$0.078 /SqFt
NATURALGAS	745.00 CCF	76,735 KBtu	1.162 KBtu/SqFt	\$583.12	\$0.783 /CCF	\$0.009 /SqFt
SEWER	95.00 CCF			\$418.37	\$4.404 /CCF	\$0.006 /SqFt
WATER	165.00 CCF			\$789.72	\$4.786 /CCF	\$0.012 /SqFt
<b>Totals:</b>		<b>205,367 KBtu</b>	<b>3.110 KBtu/SqFt</b>	<b>\$6,939.16</b>		

## Energy



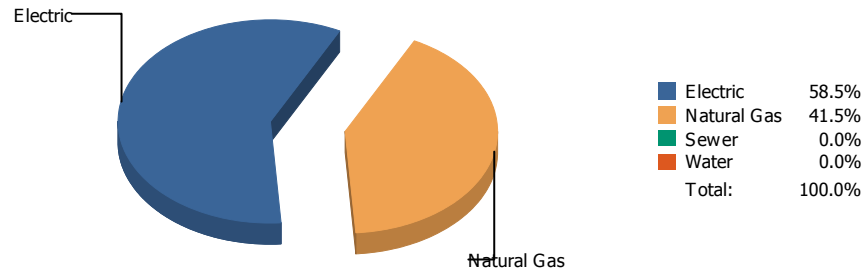
## Cost



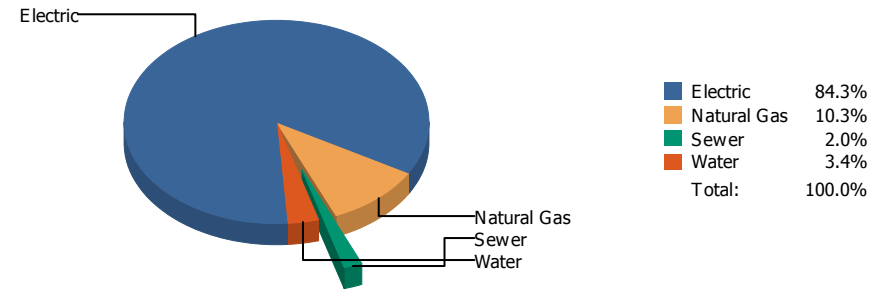
Commodity	Common Use	Energy Use	Energy Use / Area	Total Cost	Cost / Unit	Cost / Area
Place: [CLARDY] CLARDY 109 [BUILDING]						
Area: 70,700 SqFt						
Billing Period: Apr 2019						
ELECTRIC	22,276.00 kWh	76,006 KBtu	1.075 KBtu/SqFt	\$2,418.32	\$0.109 /kWh	\$0.034 /SqFt
NATURALGAS	419.00 CCF	43,157 KBtu	0.610 KBtu/SqFt	\$446.06	\$1.065 /CCF	\$0.006 /SqFt
SEWER	178.00 CCF			\$690.08	\$3.877 /CCF	\$0.010 /SqFt
WATER	311.00 CCF			\$1,003.45	\$3.227 /CCF	\$0.014 /SqFt
<b>Totals:</b>		<b>119,163 KBtu</b>	<b>1.685 KBtu/SqFt</b>	<b>\$4,557.91</b>		



## Energy

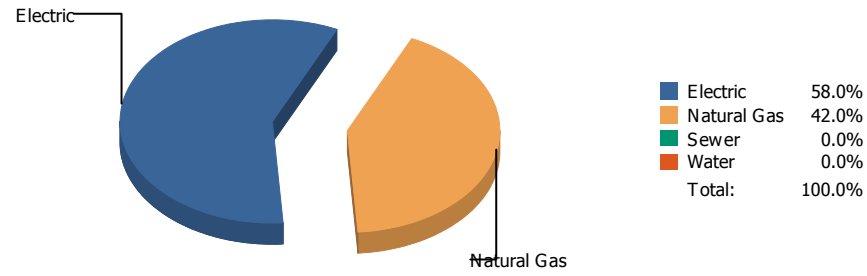


## Cost

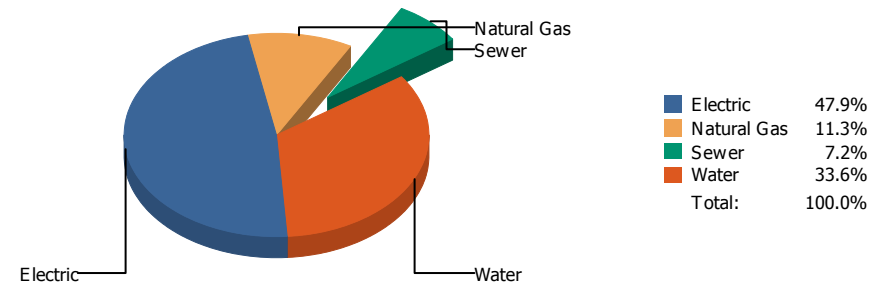


Commodity	Common Use	Energy Use	Energy Use / Area	Total Cost	Cost / Unit	Cost / Area
<b>Place: [CLENDENIN] CLENDENIN 149 [BUILDING]</b> <b>Area: 62,721 SqFt</b> <b>Billing Period: Apr 2019</b>						
ELECTRIC	41,534.00 kWh	141,714 KBtu	2.259 KBtu/SqFt	\$4,493.90	\$0.108 /kWh	\$0.072 /SqFt
NATURALGAS	976.00 CCF	100,528 KBtu	1.603 KBtu/SqFt	\$550.68	\$0.564 /CCF	\$0.009 /SqFt
SEWER	2.00 CCF			\$104.85	\$52.425 /CCF	\$0.002 /SqFt
WATER	15.00 CCF			\$179.93	\$11.995 /CCF	\$0.003 /SqFt
<b>Totals:</b>		<b>242,242 KBtu</b>	<b>3.862 KBtu/SqFt</b>	<b>\$5,329.36</b>		

## Energy

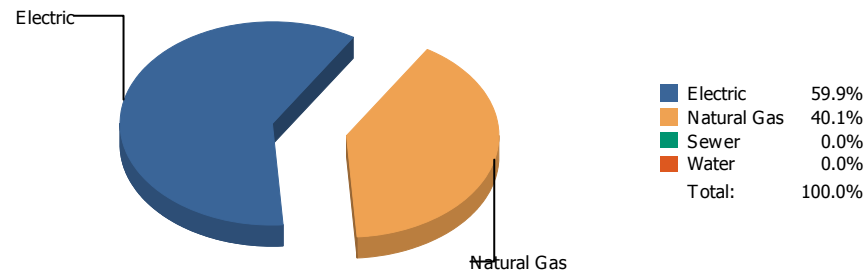


## Cost

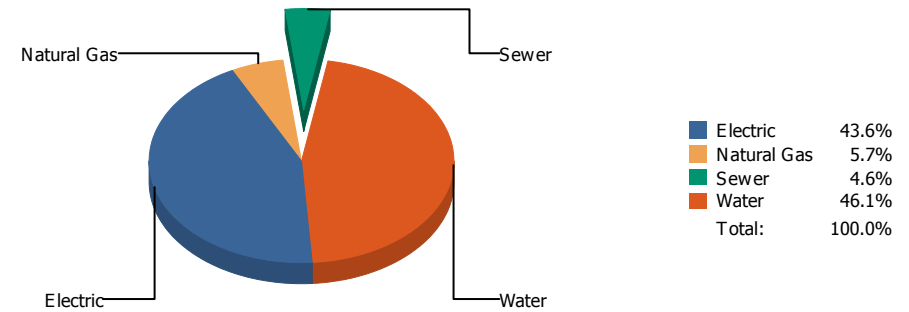


Commodity	Common Use	Energy Use	Energy Use / Area	Total Cost	Cost / Unit	Cost / Area
Place: [COLDWELL] COLDWELL 110 [BUILDING]						
Area: 67,310 SqFt						
Billing Period: Apr 2019						
ELECTRIC	25,235.00 kWh	86,102 KBtu	1.279 KBtu/SqFt	\$2,826.41	\$0.112 /kWh	\$0.042 /SqFt
NATURALGAS	605.00 CCF	62,315 KBtu	0.926 KBtu/SqFt	\$665.80	\$1.100 /CCF	\$0.010 /SqFt
SEWER	70.00 CCF			\$425.72	\$6.082 /CCF	\$0.006 /SqFt
WATER	283.00 CCF			\$1,979.55	\$6.995 /CCF	\$0.029 /SqFt
<b>Totals:</b>		<b>148,417 KBtu</b>	<b>2.205 KBtu/SqFt</b>	<b>\$5,897.48</b>		

## Energy

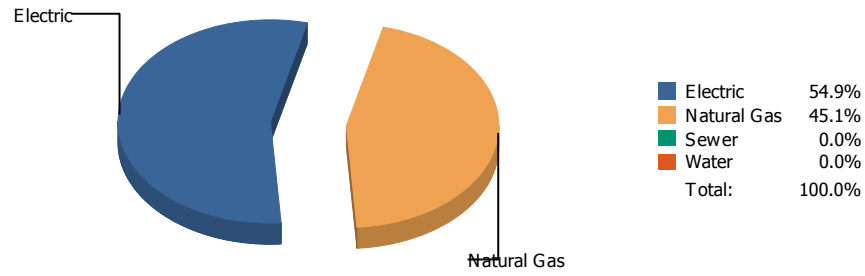


## Cost

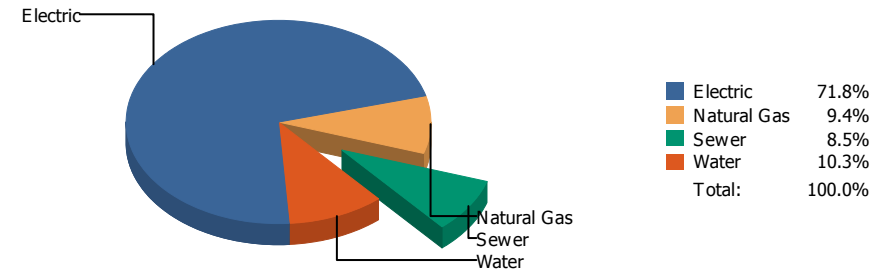


Commodity	Common Use	Energy Use	Energy Use / Area	Total Cost	Cost / Unit	Cost / Area
Place: [COLLINS] COLLINS 142 [BUILDING]						
Area: 81,245 SqFt						
Billing Period: Apr 2019						
ELECTRIC	49,537.00 kWh	169,020 KBtu	2.080 KBtu/SqFt	\$5,693.30	\$0.115 /kWh	\$0.070 /SqFt
NATURALGAS	1,099.00 CCF	113,197 KBtu	1.393 KBtu/SqFt	\$737.44	\$0.671 /CCF	\$0.009 /SqFt
SEWER	181.00 CCF			\$595.53	\$3.290 /CCF	\$0.007 /SqFt
WATER	1,013.00 CCF			\$6,020.60	\$5.943 /CCF	\$0.074 /SqFt
<b>Totals:</b>		<b>282,217 KBtu</b>	<b>3.474 KBtu/SqFt</b>	<b>\$13,046.87</b>		

## Energy

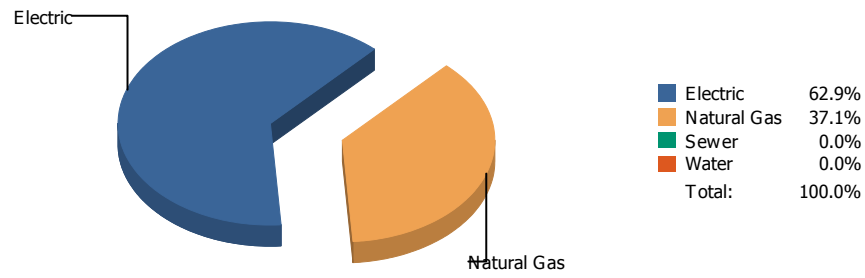


## Cost

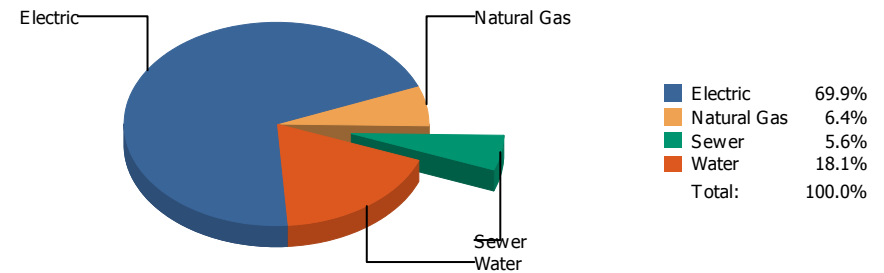


Commodity	Common Use	Energy Use	Energy Use / Area	Total Cost	Cost / Unit	Cost / Area
Place: [COOLEY] COOLEY 111 [BUILDING]						
Area: 95,590 SqFt						
Billing Period: Apr 2019						
ELECTRIC	70,600.00 kWh	240,887 KBtu	2.520 KBtu/SqFt	\$8,093.18	\$0.115 /kWh	\$0.085 /SqFt
NATURALGAS	1,919.00 CCF	197,657 KBtu	2.068 KBtu/SqFt	\$1,054.06	\$0.549 /CCF	\$0.011 /SqFt
SEWER	174.00 CCF			\$963.36	\$5.537 /CCF	\$0.010 /SqFt
WATER	264.00 CCF			\$1,158.07	\$4.387 /CCF	\$0.012 /SqFt
<b>Totals:</b>		<b>438,544 KBtu</b>	<b>4.588 KBtu/SqFt</b>	<b>\$11,268.67</b>		

## Energy

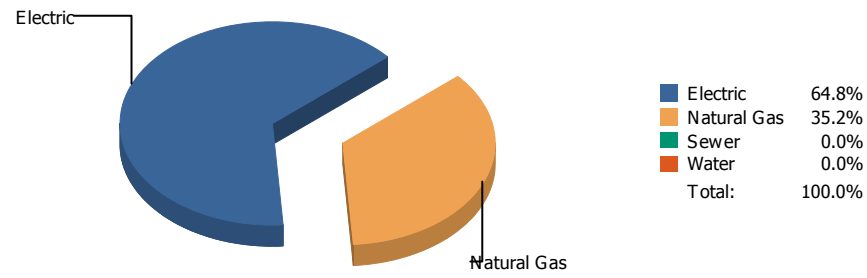


## Cost

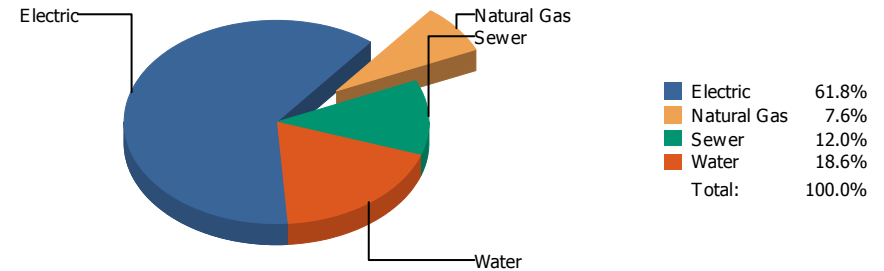


Commodity	Common Use	Energy Use	Energy Use / Area	Total Cost	Cost / Unit	Cost / Area
Place: [CORONADO] CORONADO 005 [BUILDING]						
Area: 406,757 SqFt						
Billing Period: Apr 2019						
ELECTRIC	188,240.00 kWh	642,275 KBtu	1.579 KBtu/SqFt	\$19,722.90	\$0.105 /kWh	\$0.048 /SqFt
NATURALGAS	3,675.00 CCF	378,525 KBtu	0.931 KBtu/SqFt	\$1,813.24	\$0.493 /CCF	\$0.004 /SqFt
SEWER	522.00 CCF			\$1,568.06	\$3.004 /CCF	\$0.004 /SqFt
WATER	1,961.00 CCF			\$5,114.00	\$2.608 /CCF	\$0.012 /SqFt
<b>Totals:</b>		<b>1,020,800 KBtu</b>	<b>2.510 KBtu/SqFt</b>	<b>\$28,218.20</b>		

## Energy

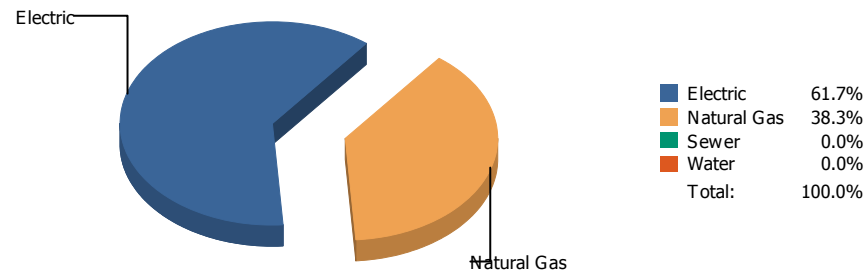


## Cost

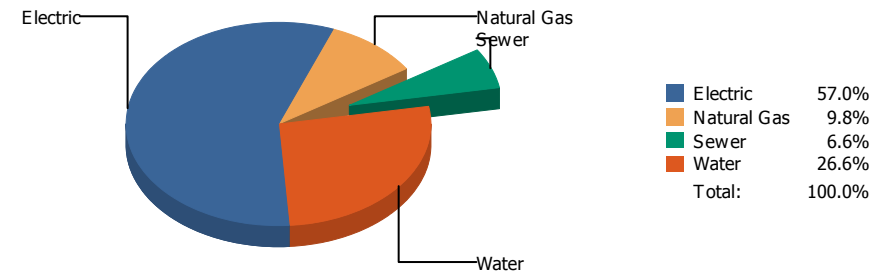


Commodity	Common Use	Energy Use	Energy Use / Area	Total Cost	Cost / Unit	Cost / Area
Place: [CROCKETT_1] CROCKETT 112 [BUILDING]						
Area: 92,585 SqFt						
Billing Period: Apr 2019						
ELECTRIC	24,602.00 kWh	83,942 KBtu	0.907 KBtu/SqFt	\$2,679.20	\$0.109 /kWh	\$0.029 /SqFt
NATURALGAS	442.00 CCF	45,526 KBtu	0.492 KBtu/SqFt	\$327.38	\$0.741 /CCF	\$0.004 /SqFt
SEWER	106.00 CCF			\$520.55	\$4.911 /CCF	\$0.006 /SqFt
WATER	168.00 CCF			\$807.78	\$4.808 /CCF	\$0.009 /SqFt
<b>Totals:</b>		<b>129,468 KBtu</b>	<b>1.398 KBtu/SqFt</b>	<b>\$4,334.91</b>		

## Energy

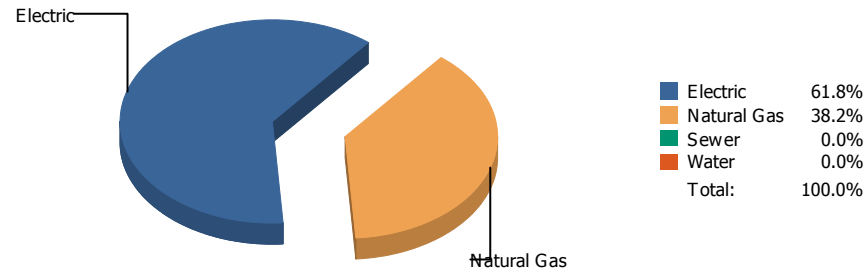


## Cost

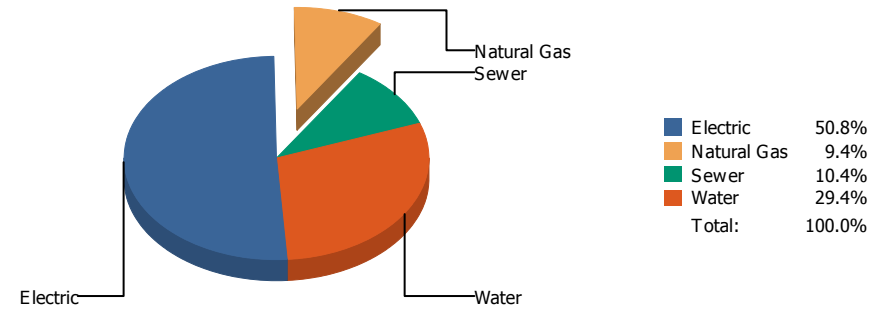


Commodity	Common Use	Energy Use	Energy Use / Area	Total Cost	Cost / Unit	Cost / Area
Place: [CROSBY] CROSBY 113 [BUILDING]						
Area: 83,100 SqFt						
Billing Period: Apr 2019						
ELECTRIC	31,697.00 kWh	108,150 KBtu	1.301 KBtu/SqFt	\$3,185.07	\$0.100 /kWh	\$0.038 /SqFt
NATURALGAS	651.00 CCF	67,053 KBtu	0.807 KBtu/SqFt	\$549.87	\$0.845 /CCF	\$0.007 /SqFt
SEWER	80.00 CCF			\$366.26	\$4.578 /CCF	\$0.004 /SqFt
WATER	303.00 CCF			\$1,488.40	\$4.912 /CCF	\$0.018 /SqFt
<b>Totals:</b>		<b>175,203 KBtu</b>	<b>2.108 KBtu/SqFt</b>	<b>\$5,589.60</b>		

## Energy



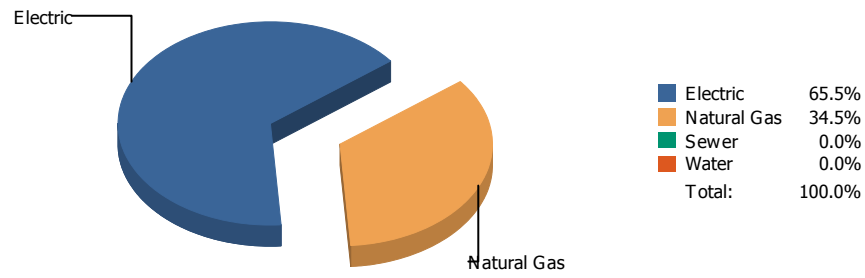
## Cost



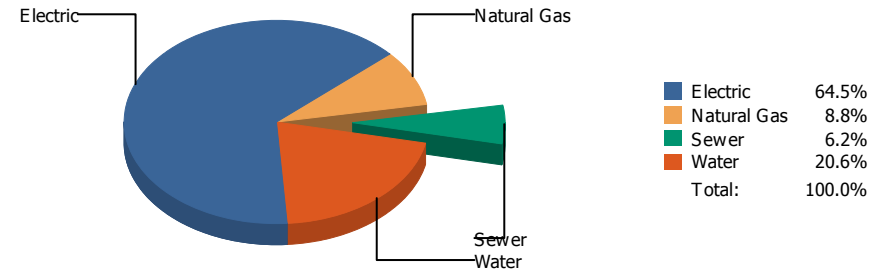
Commodity	Common Use	Energy Use	Energy Use / Area	Total Cost	Cost / Unit	Cost / Area
<b>Place: [DOUGLASS] DOUGLASS      114 [BUILDING]</b> <b>Area: 86,903 SqFt</b> <b>Billing Period: Apr 2019</b>						
ELECTRIC	26,811.00 kWh	91,479 KBtu	1.053 KBtu/SqFt	\$2,692.75	\$0.100 /kWh	\$0.031 /SqFt
NATURALGAS	548.00 CCF	56,444 KBtu	0.650 KBtu/SqFt	\$500.07	\$0.913 /CCF	\$0.006 /SqFt
SEWER	134.00 CCF			\$553.84	\$4.133 /CCF	\$0.006 /SqFt
WATER	233.00 CCF			\$1,558.71	\$6.690 /CCF	\$0.018 /SqFt
<b>Totals:</b>		<b>147,923 KBtu</b>	<b>1.702 KBtu/SqFt</b>	<b>\$5,305.37</b>		



## Energy

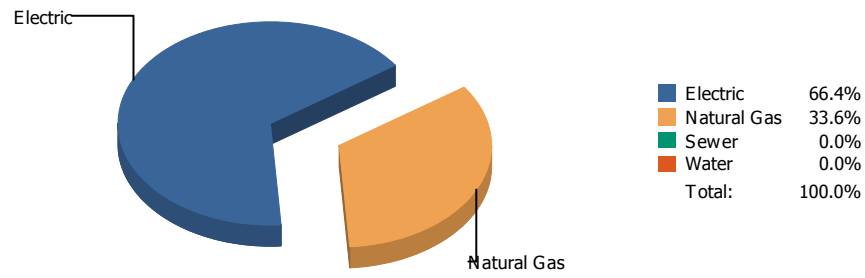


## Cost

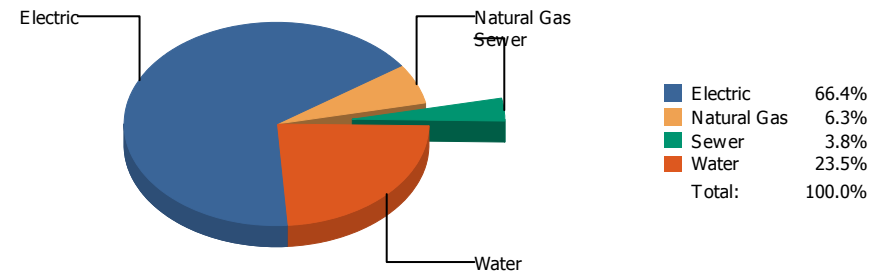


Commodity	Common Use	Energy Use	Energy Use / Area	Total Cost	Cost / Unit	Cost / Area
<b>Place: [DOWELL] DOWELL      115 [BUILDING]</b> <b>Area: 55,801 SqFt</b> <b>Billing Period: Apr 2019</b>						
ELECTRIC	20,727.00 kWh	70,721 KBtu	1.267 KBtu/SqFt	\$2,142.04	\$0.103 /kWh	\$0.038 /SqFt
NATURALGAS	361.00 CCF	37,183 KBtu	0.666 KBtu/SqFt	\$292.17	\$0.809 /CCF	\$0.005 /SqFt
SEWER	61.00 CCF			\$205.72	\$3.372 /CCF	\$0.004 /SqFt
WATER	169.00 CCF			\$683.37	\$4.044 /CCF	\$0.012 /SqFt
<b>Totals:</b>		<b>107,904 KBtu</b>	<b>1.934 KBtu/SqFt</b>	<b>\$3,323.30</b>		

## Energy

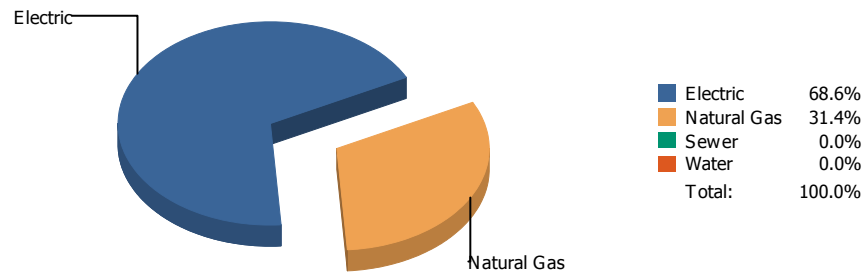


## Cost

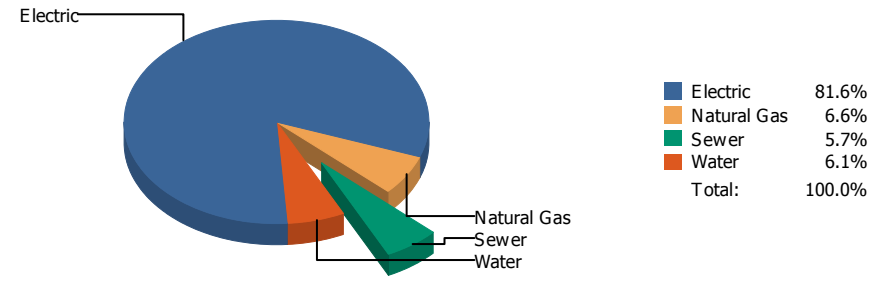


Commodity	Common Use	Energy Use	Energy Use / Area	Total Cost	Cost / Unit	Cost / Area
<b>Place: [DRHORNEDOMIDDLESCHOOL_1] DR. HORNEDO MIDDLE SCHOOL 058 [BUILDING]</b>						
<b>Area: 184,871 SqFt</b>						
<b>Billing Period: Apr 2019</b>						
ELECTRIC	85,600.00 kWh	292,067 KBtu	1.580 KBtu/SqFt	\$7,613.37	\$0.089 /kWh	\$0.041 /SqFt
NATURALGAS	1,432.00 CCF	147,496 KBtu	0.798 KBtu/SqFt	\$722.15	\$0.504 /CCF	\$0.004 /SqFt
SEWER	46.00 CCF			\$437.72	\$9.516 /CCF	\$0.002 /SqFt
WATER	460.00 CCF			\$2,691.99	\$5.852 /CCF	\$0.015 /SqFt
<b>Totals:</b>		<b>439,563 KBtu</b>	<b>2.378 KBtu/SqFt</b>	<b>\$11,465.23</b>		

## Energy

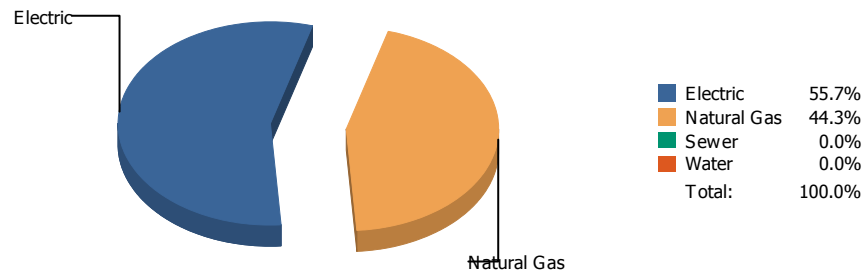


## Cost

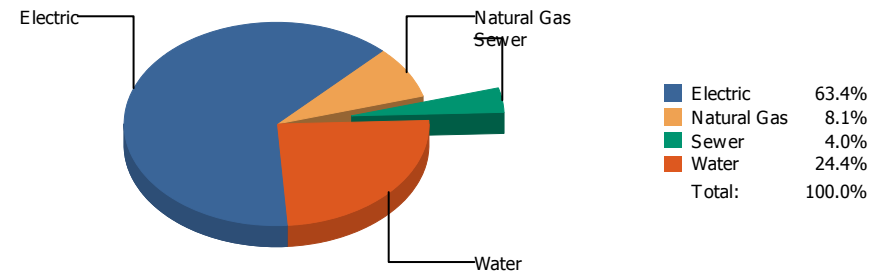


Commodity	Common Use	Energy Use	Energy Use / Area	Total Cost	Cost / Unit	Cost / Area
<b>Place: [ED CENTER] ED CENTER 919 [BUILDING]</b> <b>Area: 220,243 SqFt</b> <b>Billing Period: Apr 2019</b>						
ELECTRIC	255,246.00 kWh	870,899 KBtu	3.954 KBtu/SqFt	\$22,705.82	\$0.089 /kWh	\$0.103 /SqFt
NATURALGAS	3,874.00 CCF	399,022 KBtu	1.812 KBtu/SqFt	\$1,840.79	\$0.475 /CCF	\$0.008 /SqFt
SEWER	355.00 CCF			\$1,578.45	\$4.446 /CCF	\$0.007 /SqFt
WATER	421.00 CCF			\$1,710.63	\$4.063 /CCF	\$0.007 /SqFt
<b>Totals:</b>		<b>1,269,921 KBtu</b>	<b>5.766 KBtu/SqFt</b>	<b>\$27,835.69</b>		

## Energy

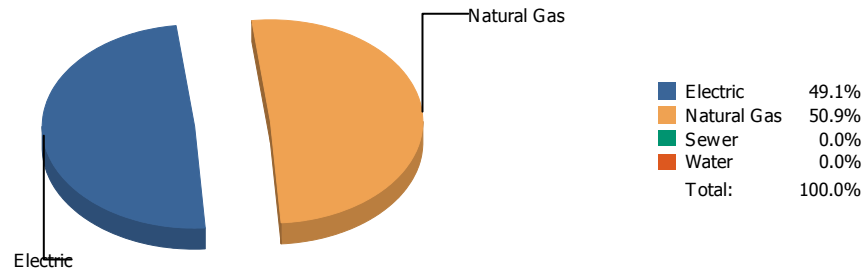


## Cost

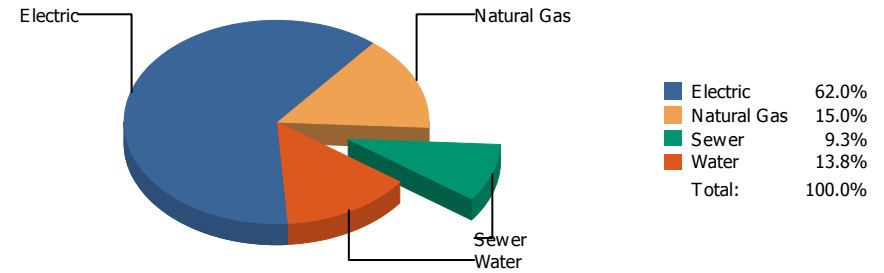


Commodity	Common Use	Energy Use	Energy Use / Area	Total Cost	Cost / Unit	Cost / Area
Place: [EL PASO] EL PASO HIGH 006 [BUILDING]						
Area: 236,062 SqFt						
Billing Period: Apr 2019						
ELECTRIC	131,298.00 kWh	447,989 KBtu	1.898 KBtu/SqFt	\$16,702.02	\$0.127 /kWh	\$0.070 /SqFt
NATURALGAS	3,461.00 CCF	356,483 KBtu	1.510 KBtu/SqFt	\$2,144.26	\$0.620 /CCF	\$0.009 /SqFt
SEWER	191.00 CCF			\$1,059.82	\$5.549 /CCF	\$0.004 /SqFt
WATER	1,261.00 CCF			\$6,437.25	\$5.105 /CCF	\$0.027 /SqFt
<b>Totals:</b>		<b>804,472 KBtu</b>	<b>3.408 KBtu/SqFt</b>	<b>\$26,343.35</b>		

## Energy

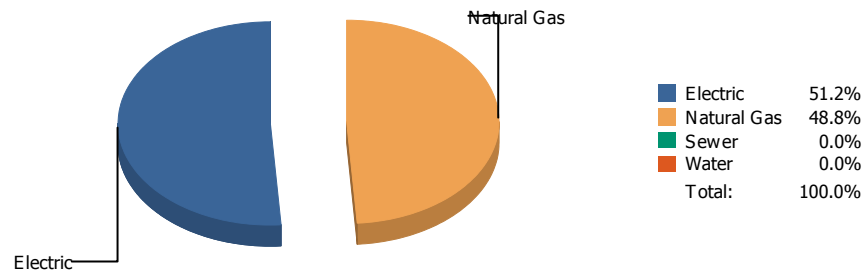


## Cost

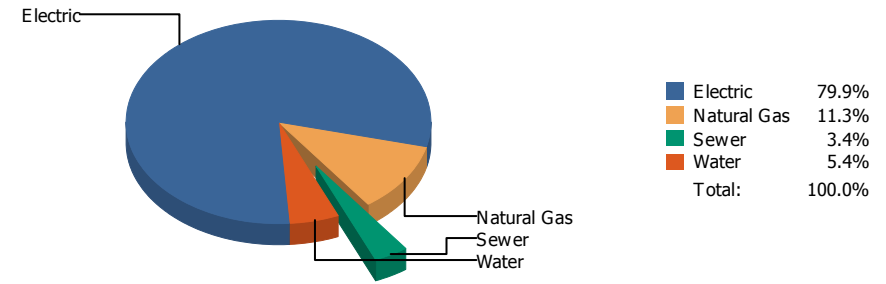


Commodity	Common Use	Energy Use	Energy Use / Area	Total Cost	Cost / Unit	Cost / Area
Place: [FANNIN] FANNIN 116 [BUILDING]						
Area: 73,291 SqFt						
Billing Period: Apr 2019						
ELECTRIC	34,258.00 kWh	116,888 KBtu	1.595 KBtu/SqFt	\$3,750.92	\$0.109 /kWh	\$0.051 /SqFt
NATURALGAS	1,178.00 CCF	121,334 KBtu	1.656 KBtu/SqFt	\$905.69	\$0.769 /CCF	\$0.012 /SqFt
SEWER	116.00 CCF			\$562.36	\$4.848 /CCF	\$0.008 /SqFt
WATER	200.00 CCF			\$832.70	\$4.164 /CCF	\$0.011 /SqFt
<b>Totals:</b>		<b>238,222 KBtu</b>	<b>3.250 KBtu/SqFt</b>	<b>\$6,051.67</b>		

## Energy

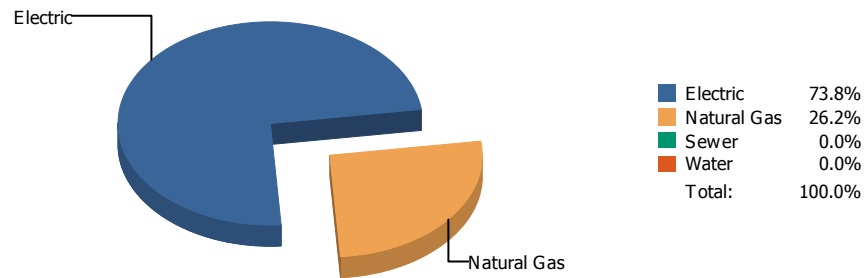


## Cost

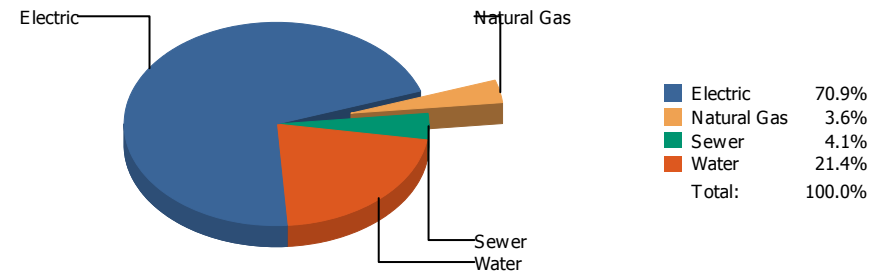


Commodity	Common Use	Energy Use	Energy Use / Area	Total Cost	Cost / Unit	Cost / Area
Place: [FRANKLIN] FRANKLIN HIGH SCHOOL 010 [BUILDING]						
Area: 329,377 SqFt						
Billing Period: Apr 2019						
ELECTRIC	232,104.00 kWh	791,939 KBtu	2.404 KBtu/SqFt	\$22,855.89	\$0.098 /kWh	\$0.069 /SqFt
NATURALGAS	7,335.00 CCF	755,505 KBtu	2.294 KBtu/SqFt	\$3,239.49	\$0.442 /CCF	\$0.010 /SqFt
SEWER	309.00 CCF			\$979.50	\$3.170 /CCF	\$0.003 /SqFt
WATER	509.00 CCF			\$1,544.31	\$3.034 /CCF	\$0.005 /SqFt
<b>Totals:</b>		<b>1,547,444 KBtu</b>	<b>4.698 KBtu/SqFt</b>	<b>\$28,619.19</b>		

## Energy

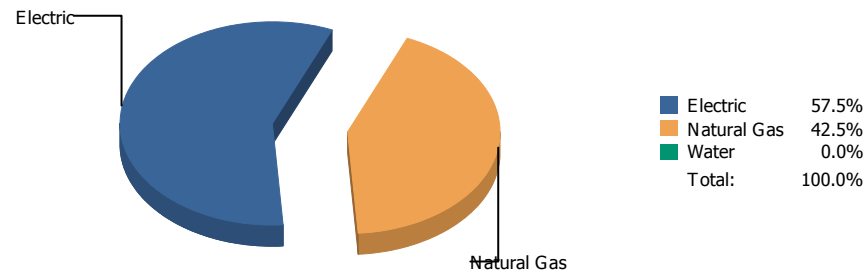


## Cost

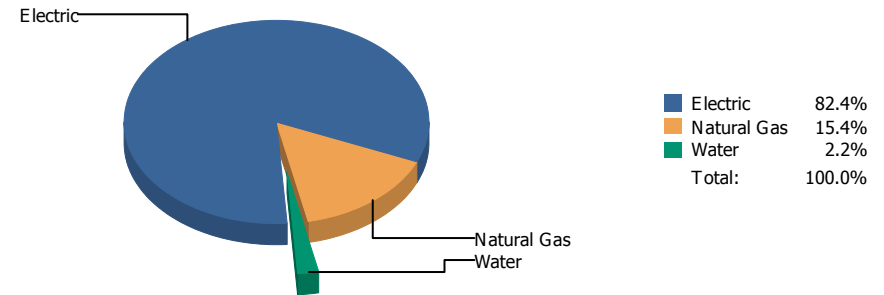


Commodity	Common Use	Energy Use	Energy Use / Area	Total Cost	Cost / Unit	Cost / Area
Place: [FRANKLIN9THGRADECENTER_2] FRANKLIN 9TH GRADE CENTER 053 [BUILDING]						
Area: 193,158 SqFt						
Billing Period: Apr 2019						
ELECTRIC	81,800.00 kWh	279,102 KBtu	1.445 KBtu/SqFt	\$10,622.99	\$0.130 /kWh	\$0.055 /SqFt
NATURALGAS	964.00 CCF	99,292 KBtu	0.514 KBtu/SqFt	\$533.47	\$0.553 /CCF	\$0.003 /SqFt
SEWER	133.00 CCF			\$616.94	\$4.639 /CCF	\$0.003 /SqFt
WATER	1,473.00 CCF			\$3,207.98	\$2.178 /CCF	\$0.016 /SqFt
<b>Totals:</b>		<b>378,394 KBtu</b>	<b>1.959 KBtu/SqFt</b>	<b>\$14,981.38</b>		

## Energy



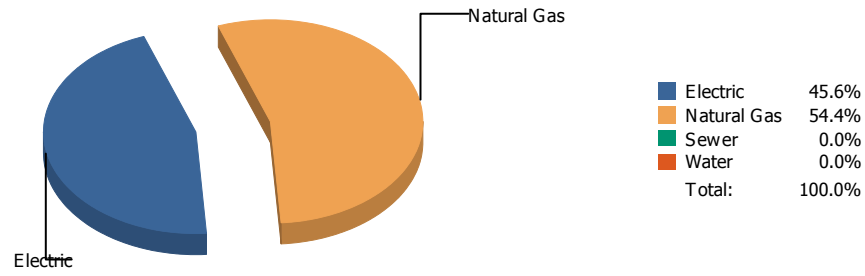
## Cost



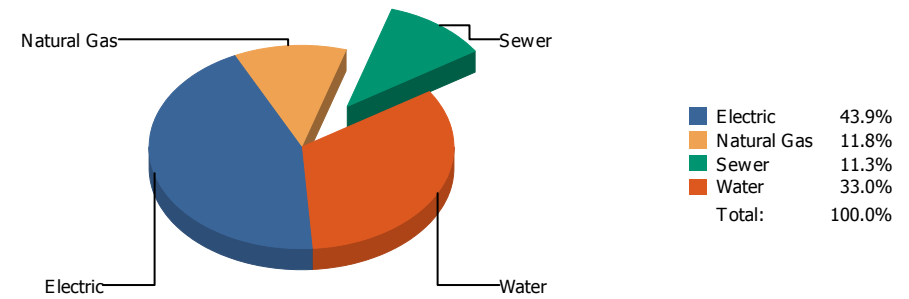
Commodity	Common Use	Energy Use	Energy Use / Area	Total Cost	Cost / Unit	Cost / Area
Place: [GAMBLE] JAMES GAMBLE WAREHOUSE [BUILDING]						
Area: 53,241 SqFt						
Billing Period: Apr 2019						
ELECTRIC	25,000.00 kWh	85,300 KBtu	1.602 KBtu/SqFt	\$2,135.93	\$0.085 /kWh	\$0.040 /SqFt
NATURALGAS	612.00 CCF	63,036 KBtu	1.184 KBtu/SqFt	\$399.51	\$0.653 /CCF	\$0.008 /SqFt
WATER	0.00 CCF			\$56.66	\$0.000 /CCF	\$0.001 /SqFt
<b>Totals:</b>		<b>148,336 KBtu</b>	<b>2.786 KBtu/SqFt</b>	<b>\$2,592.10</b>		



## Energy

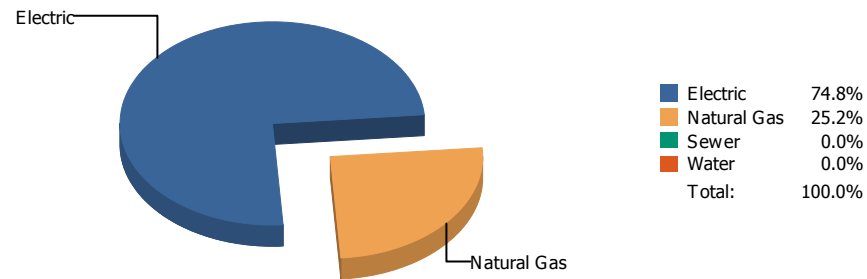


## Cost

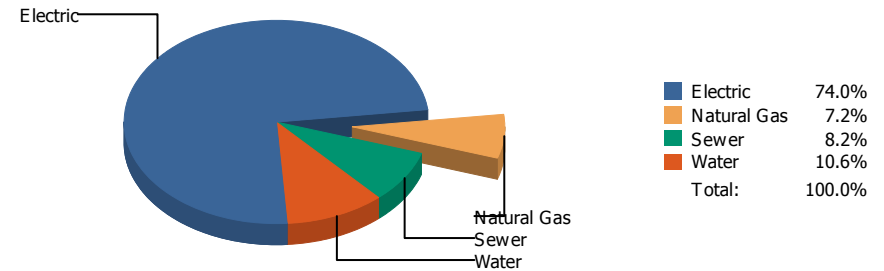


Commodity	Common Use	Energy Use	Energy Use / Area	Total Cost	Cost / Unit	Cost / Area
<b>Place: [GREEN] GREEN ELEMENTARY SCHOOL 162 [BUILDING]</b>						
<b>Area: 88,156 SqFt</b>						
<b>Billing Period: Apr 2019</b>						
ELECTRIC	30,600.00 kWh	104,407 KBtu	1.184 KBtu/SqFt	\$2,902.68	\$0.095 /kWh	\$0.033 /SqFt
NATURALGAS	1,209.00 CCF	124,527 KBtu	1.413 KBtu/SqFt	\$782.91	\$0.648 /CCF	\$0.009 /SqFt
SEWER	149.00 CCF			\$750.63	\$5.038 /CCF	\$0.008 /SqFt
WATER	461.00 CCF			\$2,180.39	\$4.730 /CCF	\$0.025 /SqFt
<b>Totals:</b>		<b>228,934 KBtu</b>	<b>2.597 KBtu/SqFt</b>	<b>\$6,616.61</b>		

## Energy

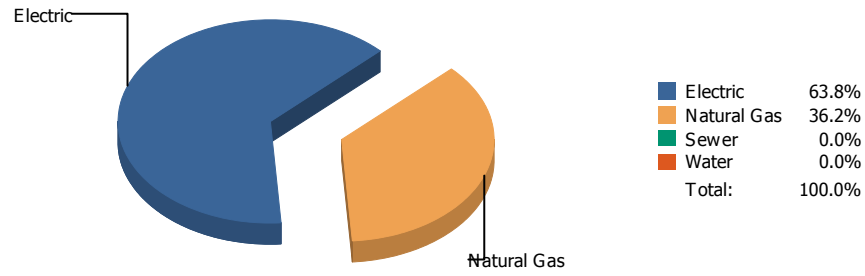


## Cost

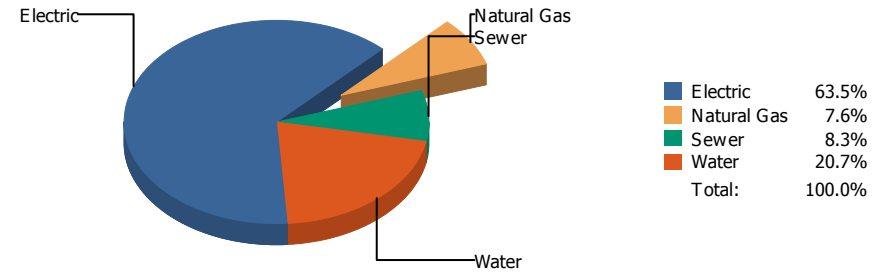


Commodity	Common Use	Energy Use	Energy Use / Area	Total Cost	Cost / Unit	Cost / Area
<b>Place: [GUERRERO] ROSA GUERRERO ELEMENTARY 163 [BUILDING]</b>						
<b>Area: 88,641 SqFt</b>						
<b>Billing Period: Apr 2019</b>						
ELECTRIC	39,000.00 kWh	133,068 KBtu	1.501 KBtu/SqFt	\$4,684.77	\$0.120 /kWh	\$0.053 /SqFt
NATURALGAS	435.00 CCF	44,805 KBtu	0.505 KBtu/SqFt	\$452.88	\$1.041 /CCF	\$0.005 /SqFt
SEWER	94.00 CCF			\$517.04	\$5.500 /CCF	\$0.006 /SqFt
WATER	191.00 CCF			\$673.86	\$3.528 /CCF	\$0.007 /SqFt
<b>Totals:</b>		<b>177,873 KBtu</b>	<b>2.007 KBtu/SqFt</b>	<b>\$6,328.55</b>		

## Energy

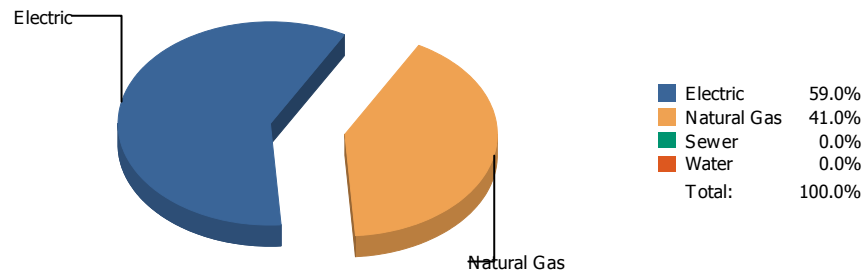


## Cost

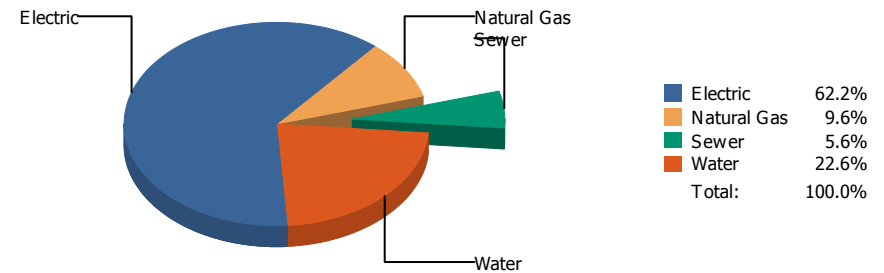


Commodity	Common Use	Energy Use	Energy Use / Area	Total Cost	Cost / Unit	Cost / Area
Place: [GUILLEN] GUILLEN 044 [BUILDING]						
Area: 223,773 SqFt						
Billing Period: Apr 2019						
ELECTRIC	68,463.00 kWh	233,596 KBtu	1.044 KBtu/SqFt	\$6,784.95	\$0.099 /kWh	\$0.030 /SqFt
NATURALGAS	1,288.00 CCF	132,664 KBtu	0.593 KBtu/SqFt	\$807.46	\$0.627 /CCF	\$0.004 /SqFt
SEWER	272.00 CCF			\$883.72	\$3.249 /CCF	\$0.004 /SqFt
WATER	734.00 CCF			\$2,214.07	\$3.016 /CCF	\$0.010 /SqFt
<b>Totals:</b>		<b>366,260 KBtu</b>	<b>1.637 KBtu/SqFt</b>	<b>\$10,690.20</b>		

## Energy

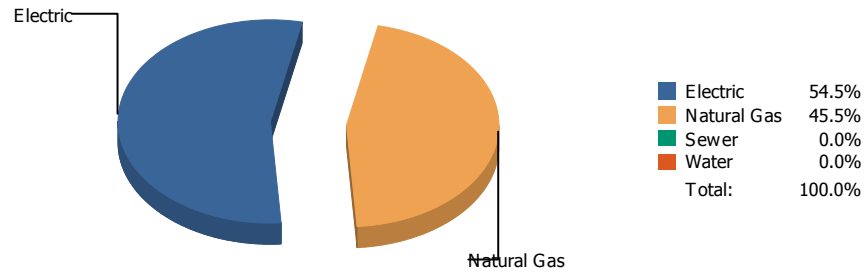


## Cost

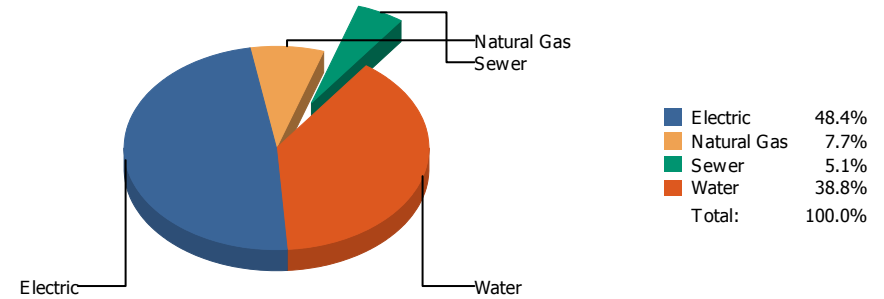


Commodity	Common Use	Energy Use	Energy Use / Area	Total Cost	Cost / Unit	Cost / Area
<b>Place: [HART] HART      118 [BUILDING]</b> <b>Area: 63,357 SqFt</b> <b>Billing Period: Apr 2019</b>						
ELECTRIC	48,720.00 kWh	166,233 KBtu	2.624 KBtu/SqFt	\$3,865.76	\$0.079 /kWh	\$0.061 /SqFt
NATURALGAS	1,120.00 CCF	115,360 KBtu	1.821 KBtu/SqFt	\$596.32	\$0.532 /CCF	\$0.009 /SqFt
SEWER	61.00 CCF			\$348.33	\$5.710 /CCF	\$0.005 /SqFt
WATER	264.00 CCF			\$1,407.35	\$5.331 /CCF	\$0.022 /SqFt
<b>Totals:</b>		<b>281,593 KBtu</b>	<b>4.445 KBtu/SqFt</b>	<b>\$6,217.76</b>		

## Energy

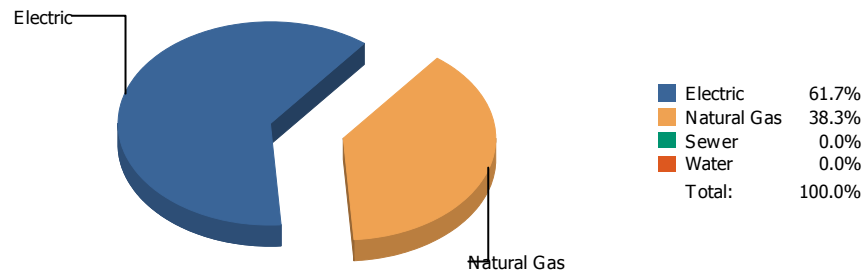


## Cost

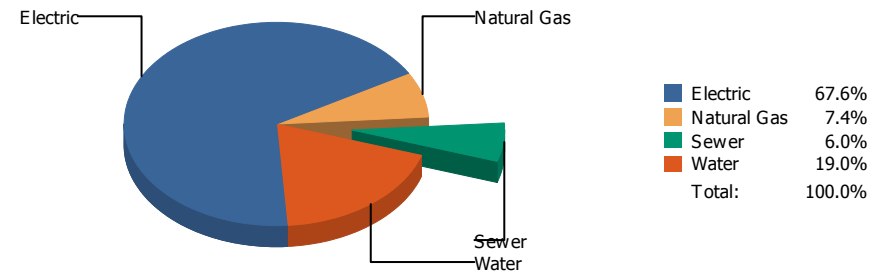


Commodity	Common Use	Energy Use	Energy Use / Area	Total Cost	Cost / Unit	Cost / Area
Place: [HAWKINS] HAWKINS 119 [BUILDING]						
Area: 57,207 SqFt						
Billing Period: Apr 2019						
ELECTRIC	28,652.00 kWh	97,761 KBtu	1.709 KBtu/SqFt	\$2,903.53	\$0.101 /kWh	\$0.051 /SqFt
NATURALGAS	791.00 CCF	81,473 KBtu	1.424 KBtu/SqFt	\$463.70	\$0.586 /CCF	\$0.008 /SqFt
SEWER	50.00 CCF			\$304.46	\$6.089 /CCF	\$0.005 /SqFt
WATER	339.00 CCF			\$2,325.54	\$6.860 /CCF	\$0.041 /SqFt
<b>Totals:</b>		<b>179,234 KBtu</b>	<b>3.133 KBtu/SqFt</b>	<b>\$5,997.23</b>		

## Energy

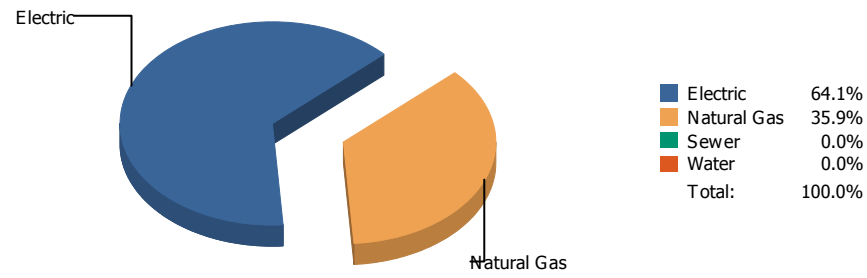


## Cost

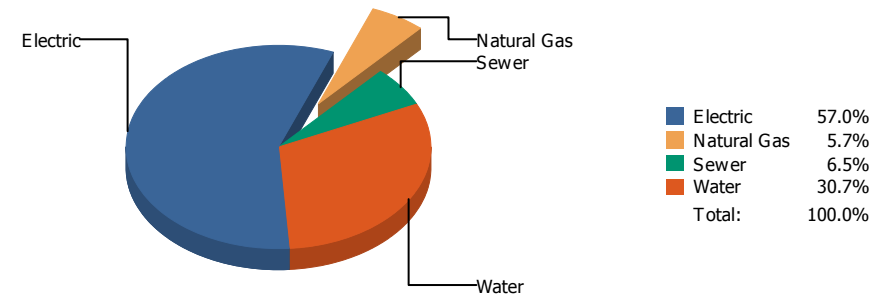


Commodity	Common Use	Energy Use	Energy Use / Area	Total Cost	Cost / Unit	Cost / Area
Place: [HENDERSO] HENDERSON 041 [BUILDING]						
Area: 145,254 SqFt						
Billing Period: Apr 2019						
ELECTRIC	42,269.00 kWh	144,222 KBtu	0.993 KBtu/SqFt	\$4,555.57	\$0.108 /kWh	\$0.031 /SqFt
NATURALGAS	871.00 CCF	89,713 KBtu	0.618 KBtu/SqFt	\$495.98	\$0.569 /CCF	\$0.003 /SqFt
SEWER	147.00 CCF			\$403.55	\$2.745 /CCF	\$0.003 /SqFt
WATER	382.00 CCF			\$1,279.28	\$3.349 /CCF	\$0.009 /SqFt
<b>Totals:</b>		<b>233,935 KBtu</b>	<b>1.611 KBtu/SqFt</b>	<b>\$6,734.38</b>		

## Energy



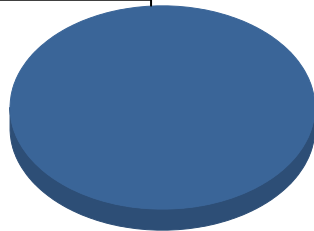
## Cost



Commodity	Common Use	Energy Use	Energy Use / Area	Total Cost	Cost / Unit	Cost / Area
Place: [HERRERA_1] HERRERA ELEMENTARY 174 [BUILDING]						
Area: 86,275 SqFt						
Billing Period: Apr 2019						
ELECTRIC	45,600.00 kWh	155,587 KBtu	1.803 KBtu/SqFt	\$4,872.79	\$0.107 /kWh	\$0.056 /SqFt
NATURALGAS	845.00 CCF	87,035 KBtu	1.009 KBtu/SqFt	\$485.51	\$0.575 /CCF	\$0.006 /SqFt
SEWER	104.00 CCF			\$557.20	\$5.358 /CCF	\$0.006 /SqFt
WATER	476.00 CCF			\$2,626.52	\$5.518 /CCF	\$0.030 /SqFt
<b>Totals:</b>		<b>242,622 KBtu</b>	<b>2.812 KBtu/SqFt</b>	<b>\$8,542.02</b>		

## Energy

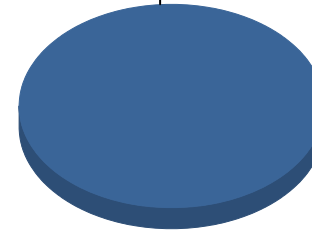
Electric



■ Electric 100.0%  
Total: 100.0%

## Cost

Electric

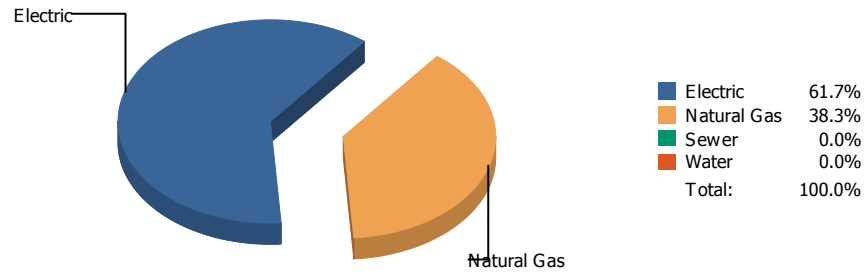


■ Electric 100.0%  
Total: 100.0%

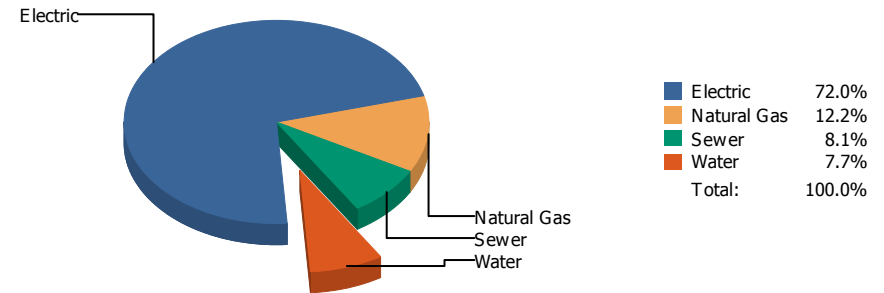
Commodity	Common Use	Energy Use	Energy Use / Area	Total Cost	Cost / Unit	Cost / Area
Place: [HIGHLAND] HIGHLAND/ANNEX 120 [BUILDING]						
Area: 33,705 SqFt						
Billing Period: Apr 2019						
ELECTRIC	33,040.00 kWh	112,732 KBtu	3.345 KBtu/SqFt	\$1,786.77	\$0.054 /kWh	\$0.053 /SqFt
<b>Totals:</b>		<b>112,732 KBtu</b>	<b>3.345 KBtu/SqFt</b>	<b>\$1,786.77</b>		



## Energy

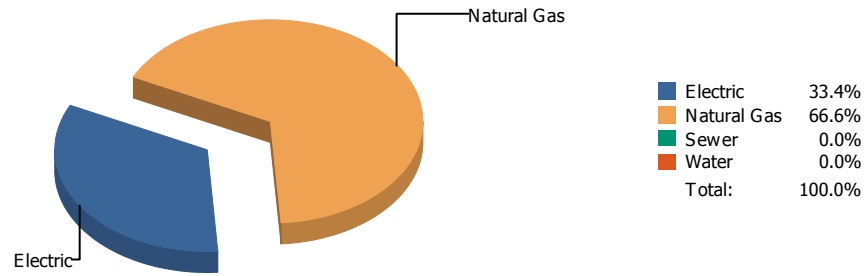


## Cost

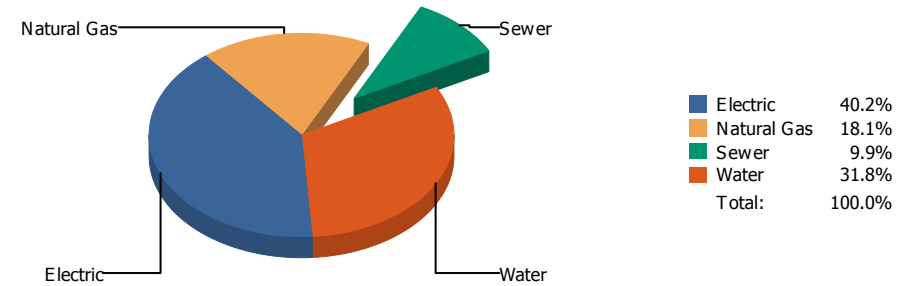


Commodity	Common Use	Energy Use	Energy Use / Area	Total Cost	Cost / Unit	Cost / Area
Place: [HILLSIDE] HILLSIDE 121 [BUILDING]						
Area: 80,656 SqFt						
Billing Period: Apr 2019						
ELECTRIC	38,986.00 kWh	133,020 KBtu	1.649 KBtu/SqFt	\$4,379.81	\$0.112 /kWh	\$0.054 /SqFt
NATURALGAS	801.00 CCF	82,503 KBtu	1.023 KBtu/SqFt	\$738.89	\$0.922 /CCF	\$0.009 /SqFt
SEWER	83.00 CCF			\$494.38	\$5.956 /CCF	\$0.006 /SqFt
WATER	98.00 CCF			\$468.00	\$4.776 /CCF	\$0.006 /SqFt
<b>Totals:</b>		<b>215,523 KBtu</b>	<b>2.672 KBtu/SqFt</b>	<b>\$6,081.08</b>		

## Energy

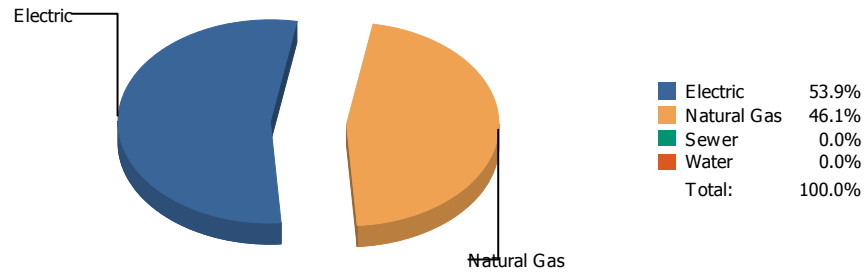


## Cost

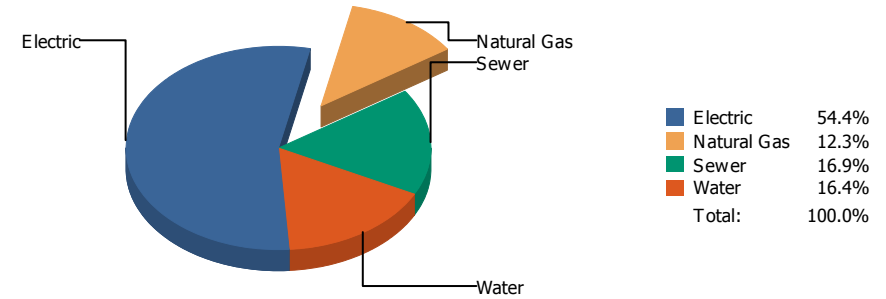


Commodity	Common Use	Energy Use	Energy Use / Area	Total Cost	Cost / Unit	Cost / Area
<b>Place: [HOUSTON] HOUSTON      122 [BUILDING]</b> <b>Area: 84,178 SqFt</b> <b>Billing Period: Apr 2019</b>						
ELECTRIC	17,600.00 kWh	60,051 KBtu	0.713 KBtu/SqFt	\$1,705.75	\$0.097 /kWh	\$0.020 /SqFt
NATURALGAS	1,163.00 CCF	119,789 KBtu	1.423 KBtu/SqFt	\$770.42	\$0.662 /CCF	\$0.009 /SqFt
SEWER	48.00 CCF			\$422.28	\$8.798 /CCF	\$0.005 /SqFt
WATER	335.00 CCF			\$1,349.78	\$4.029 /CCF	\$0.016 /SqFt
<b>Totals:</b>		<b>179,840 KBtu</b>	<b>2.136 KBtu/SqFt</b>	<b>\$4,248.23</b>		

## Energy

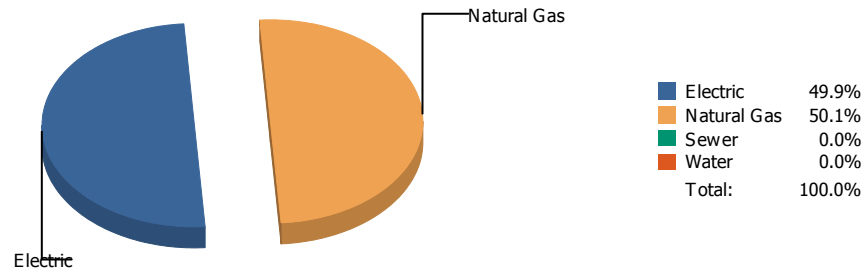


## Cost

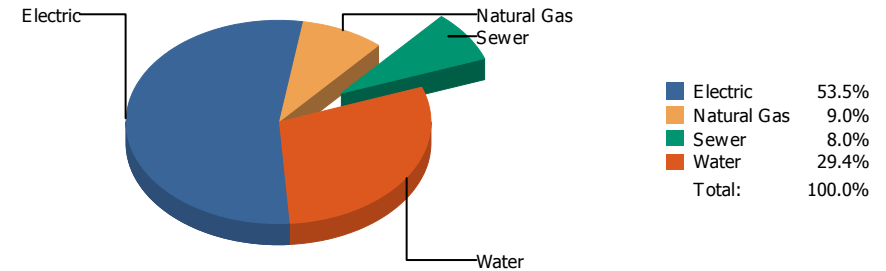


Commodity	Common Use	Energy Use	Energy Use / Area	Total Cost	Cost / Unit	Cost / Area
<b>Place: [HUGHEY] HUGHEY 123 [BUILDING]</b> <b>Area: 74,815 SqFt</b> <b>Billing Period: Apr 2019</b>						
ELECTRIC	32,811.00 kWh	111,951 KBtu	1.496 KBtu/SqFt	\$3,682.87	\$0.112 /kWh	\$0.049 /SqFt
NATURALGAS	928.00 CCF	95,584 KBtu	1.278 KBtu/SqFt	\$835.78	\$0.901 /CCF	\$0.011 /SqFt
SEWER	350.00 CCF			\$1,145.13	\$3.272 /CCF	\$0.015 /SqFt
WATER	319.00 CCF			\$1,109.37	\$3.478 /CCF	\$0.015 /SqFt
<b>Totals:</b>		<b>207,535 KBtu</b>	<b>2.774 KBtu/SqFt</b>	<b>\$6,773.15</b>		

## Energy

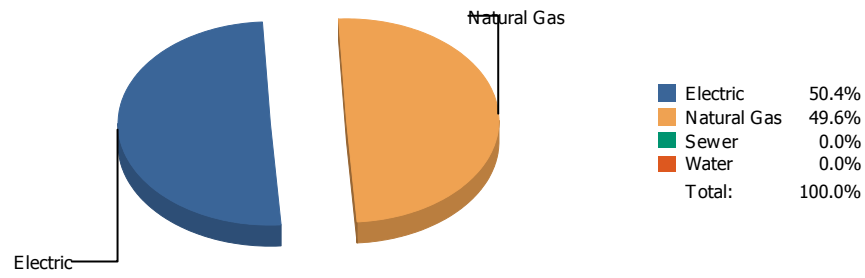


## Cost

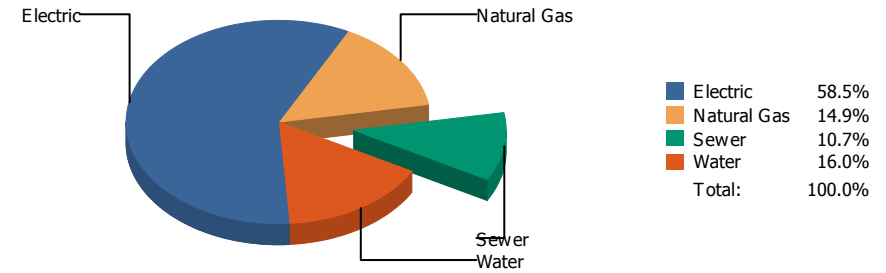


Commodity	Common Use	Energy Use	Energy Use / Area	Total Cost	Cost / Unit	Cost / Area
<b>Place: [IRVIN] IRVIN      008 [BUILDING]</b> <b>Area: 303,804 SqFt</b> <b>Billing Period: Apr 2019</b>						
ELECTRIC	103,526.00 kWh	353,231 KBtu	1.163 KBtu/SqFt	\$10,165.81	\$0.098 /kWh	\$0.033 /SqFt
NATURALGAS	3,446.00 CCF	354,938 KBtu	1.168 KBtu/SqFt	\$1,711.96	\$0.497 /CCF	\$0.006 /SqFt
SEWER	633.00 CCF			\$1,526.65	\$2.412 /CCF	\$0.005 /SqFt
WATER	1,621.00 CCF			\$5,593.17	\$3.450 /CCF	\$0.018 /SqFt
<b>Totals:</b>		<b>708,169 KBtu</b>	<b>2.331 KBtu/SqFt</b>	<b>\$18,997.59</b>		

## Energy

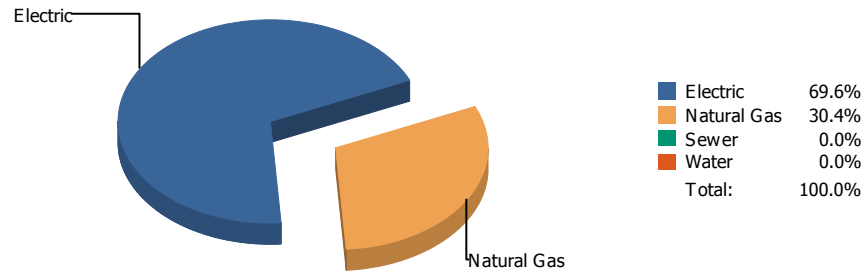


## Cost

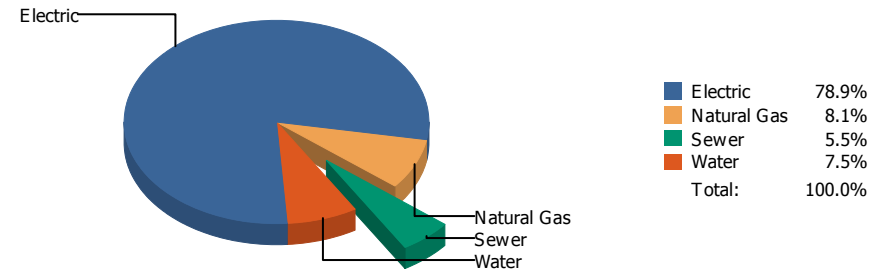


Commodity	Common Use	Energy Use	Energy Use / Area	Total Cost	Cost / Unit	Cost / Area
Place: [JEFFERSN] JEFFERSON 009 [BUILDING]						
Area: 257,708 SqFt						
Billing Period: Apr 2019						
ELECTRIC	107,534.00 kWh	366,906 KBtu	1.424 KBtu/SqFt	\$9,950.42	\$0.093 /kWh	\$0.038 /SqFt
NATURALGAS	3,510.00 CCF	361,530 KBtu	1.403 KBtu/SqFt	\$2,527.91	\$0.720 /CCF	\$0.009 /SqFt
SEWER	612.00 CCF			\$1,818.34	\$2.971 /CCF	\$0.007 /SqFt
WATER	736.00 CCF			\$2,717.14	\$3.692 /CCF	\$0.010 /SqFt
<b>Totals:</b>		<b>728,436 KBtu</b>	<b>2.827 KBtu/SqFt</b>	<b>\$17,013.81</b>		

## Energy

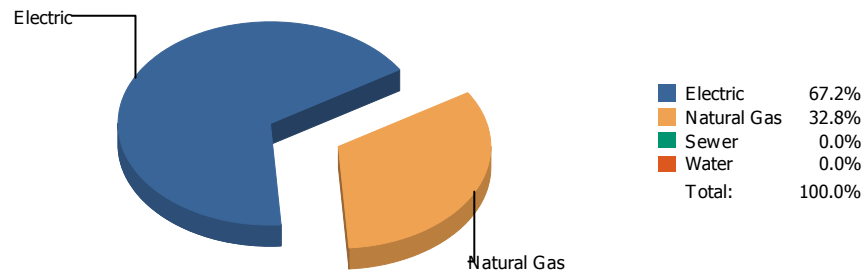


## Cost

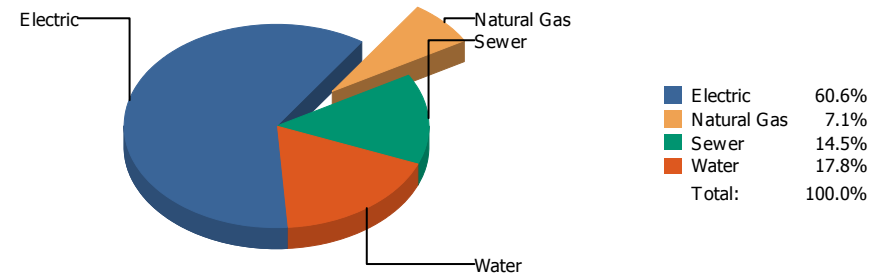


Commodity	Common Use	Energy Use	Energy Use / Area	Total Cost	Cost / Unit	Cost / Area
Place: [JOHNSON] L.B. JOHNSON 155 [BUILDING]						
Area: 87,993 SqFt						
Billing Period: Apr 2019						
ELECTRIC	46,400.00 kWh	158,317 KBtu	1.799 KBtu/SqFt	\$5,480.53	\$0.118 /kWh	\$0.062 /SqFt
NATURALGAS	672.00 CCF	69,216 KBtu	0.787 KBtu/SqFt	\$561.41	\$0.835 /CCF	\$0.006 /SqFt
SEWER	77.00 CCF			\$381.29	\$4.952 /CCF	\$0.004 /SqFt
WATER	140.00 CCF			\$522.53	\$3.732 /CCF	\$0.006 /SqFt
<b>Totals:</b>		<b>227,533 KBtu</b>	<b>2.586 KBtu/SqFt</b>	<b>\$6,945.76</b>		

## Energy

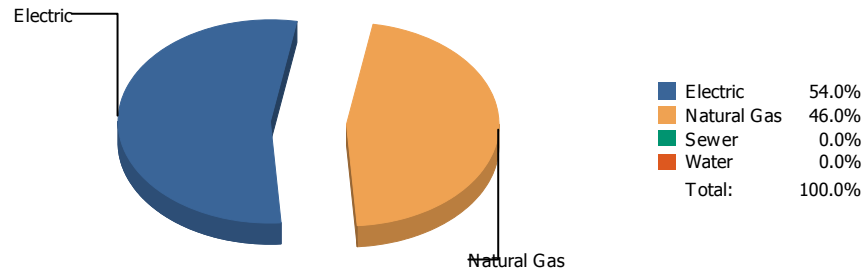


## Cost

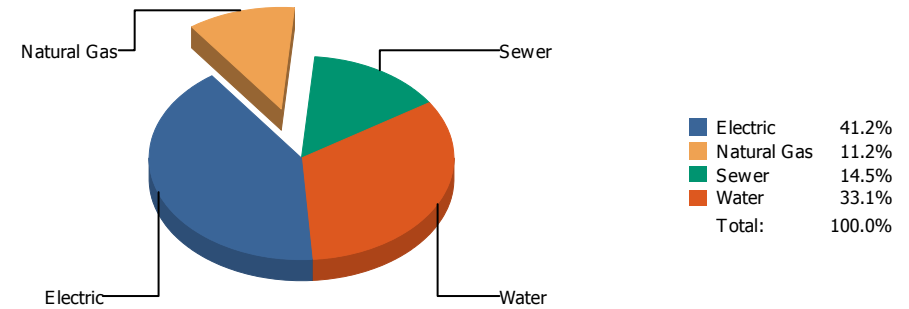


Commodity	Common Use	Energy Use	Energy Use / Area	Total Cost	Cost / Unit	Cost / Area
<b>Place: [KOHLBERG] KOHLBERG ELEMENTARY [BUILDING]</b>						
<b>Area: 99,884 SqFt</b>						
<b>Billing Period: Apr 2019</b>						
ELECTRIC	32,960.00 kWh	112,460 KBtu	1.126 KBtu/SqFt	\$4,213.28	\$0.128 /kWh	\$0.042 /SqFt
NATURALGAS	533.00 CCF	54,899 KBtu	0.550 KBtu/SqFt	\$494.48	\$0.928 /CCF	\$0.005 /SqFt
SEWER	342.00 CCF			\$1,007.25	\$2.945 /CCF	\$0.010 /SqFt
WATER	427.00 CCF			\$1,234.91	\$2.892 /CCF	\$0.012 /SqFt
<b>Totals:</b>		<b>167,359 KBtu</b>	<b>1.676 KBtu/SqFt</b>	<b>\$6,949.92</b>		

## Energy



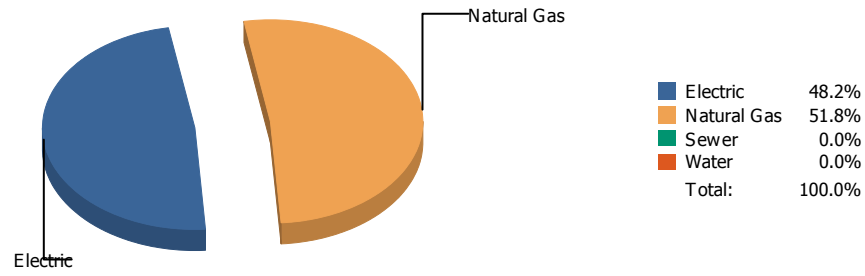
## Cost



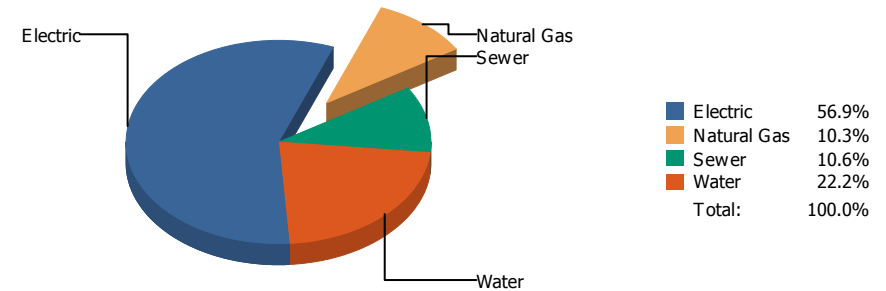
Commodity	Common Use	Energy Use	Energy Use / Area	Total Cost	Cost / Unit	Cost / Area
<b>Place: [LAMAR] LAMAR 125 [BUILDING]</b> <b>Area: 76,252 SqFt</b> <b>Billing Period: Apr 2019</b>						
ELECTRIC	23,400.00 kWh	79,841 KBtu	1.047 KBtu/SqFt	\$2,538.63	\$0.108 /kWh	\$0.033 /SqFt
NATURALGAS	660.00 CCF	67,980 KBtu	0.892 KBtu/SqFt	\$687.87	\$1.042 /CCF	\$0.009 /SqFt
SEWER	168.00 CCF			\$892.15	\$5.310 /CCF	\$0.012 /SqFt
WATER	489.00 CCF			\$2,037.39	\$4.166 /CCF	\$0.027 /SqFt
<b>Totals:</b>		<b>147,821 KBtu</b>	<b>1.939 KBtu/SqFt</b>	<b>\$6,156.04</b>		



## Energy

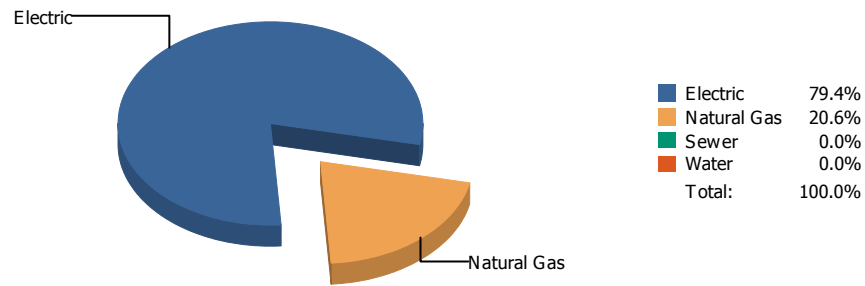


## Cost

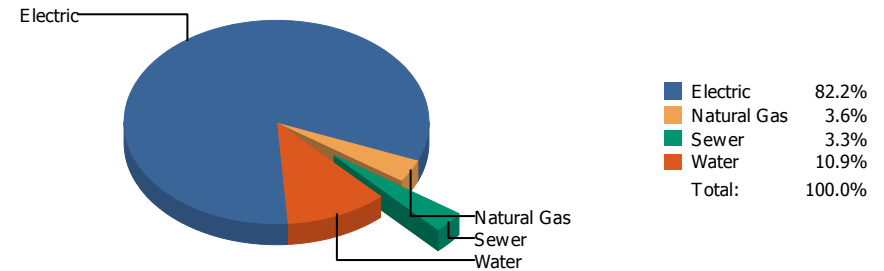


Commodity	Common Use	Energy Use	Energy Use / Area	Total Cost	Cost / Unit	Cost / Area
<b>Place: [LEE] LEE 150 [BUILDING]</b> <b>Area: 78,368 SqFt</b> <b>Billing Period: Apr 2019</b>						
ELECTRIC	28,200.00 kWh	96,218 KBtu	1.228 KBtu/SqFt	\$3,103.37	\$0.110 /kWh	\$0.040 /SqFt
NATURALGAS	1,003.00 CCF	103,309 KBtu	1.318 KBtu/SqFt	\$561.95	\$0.560 /CCF	\$0.007 /SqFt
SEWER	76.00 CCF			\$579.58	\$7.626 /CCF	\$0.007 /SqFt
WATER	182.00 CCF			\$1,211.97	\$6.659 /CCF	\$0.015 /SqFt
<b>Totals:</b>		<b>199,527 KBtu</b>	<b>2.546 KBtu/SqFt</b>	<b>\$5,456.87</b>		

## Energy

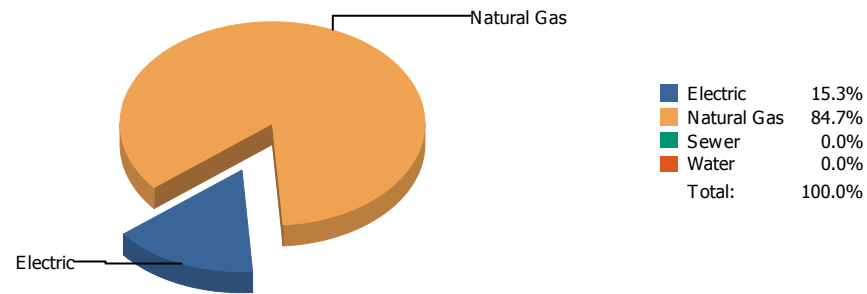


## Cost

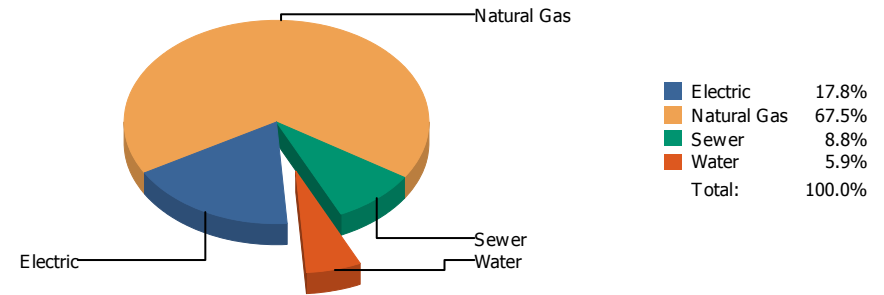


Commodity	Common Use	Energy Use	Energy Use / Area	Total Cost	Cost / Unit	Cost / Area
Place: [LINCOLN] LINCOLN 051 [BUILDING]						
Area: 163,678 SqFt						
Billing Period: Apr 2019						
ELECTRIC	94,850.00 kWh	323,628 KBtu	1.977 KBtu/SqFt	\$10,690.66	\$0.113 /kWh	\$0.065 /SqFt
NATURALGAS	817.00 CCF	84,151 KBtu	0.514 KBtu/SqFt	\$474.20	\$0.580 /CCF	\$0.003 /SqFt
SEWER	99.00 CCF			\$426.61	\$4.309 /CCF	\$0.003 /SqFt
WATER	336.00 CCF			\$1,414.49	\$4.210 /CCF	\$0.009 /SqFt
<b>Totals:</b>		<b>407,779 KBtu</b>	<b>2.491 KBtu/SqFt</b>	<b>\$13,005.96</b>		

## Energy

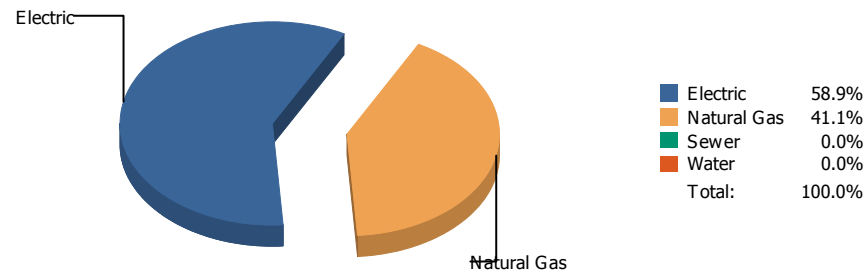


## Cost

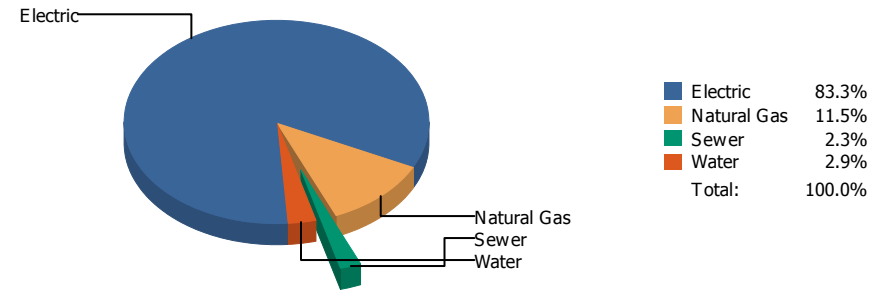


Commodity	Common Use	Energy Use	Energy Use / Area	Total Cost	Cost / Unit	Cost / Area
Place: [LIVE MAT] LIVE MATERIAL CENTER 929 [BUILDING]						
Area: 2,483 SqFt						
Billing Period: Apr 2019						
ELECTRIC	366.00 kWh	1,249 KBtu	0.503 KBtu/SqFt	\$78.11	\$0.213 /kWh	\$0.031 /SqFt
NATURALGAS	67.00 CCF	6,901 KBtu	2.779 KBtu/SqFt	\$296.55	\$4.426 /CCF	\$0.119 /SqFt
SEWER	3.00 CCF			\$38.88	\$12.960 /CCF	\$0.016 /SqFt
WATER	5.00 CCF			\$26.10	\$5.220 /CCF	\$0.011 /SqFt
<b>Totals:</b>		<b>8,150 KBtu</b>	<b>3.282 KBtu/SqFt</b>	<b>\$439.64</b>		

## Energy

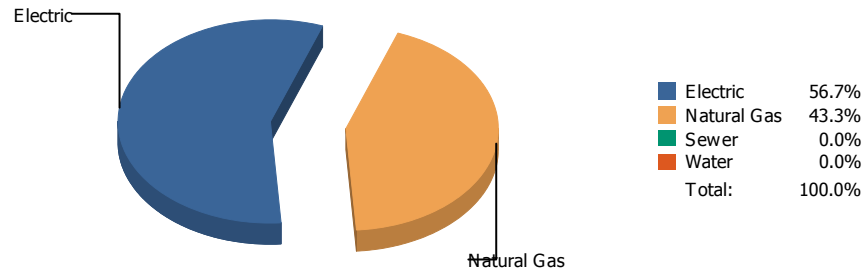


## Cost

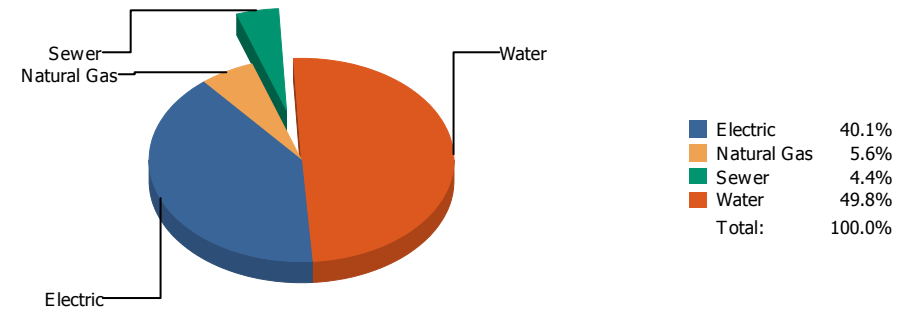


Commodity	Common Use	Energy Use	Energy Use / Area	Total Cost	Cost / Unit	Cost / Area
<b>Place: [LOGAN] LOGAN 128 [BUILDING]</b> <b>Area: 72,248 SqFt</b> <b>Billing Period: Apr 2019</b>						
ELECTRIC	48,000.00 kWh	163,776 KBtu	2.267 KBtu/SqFt	\$4,407.69	\$0.092 /kWh	\$0.061 /SqFt
NATURALGAS	1,109.00 CCF	114,227 KBtu	1.581 KBtu/SqFt	\$606.03	\$0.546 /CCF	\$0.008 /SqFt
SEWER	11.00 CCF			\$123.39	\$11.217 /CCF	\$0.002 /SqFt
WATER	19.00 CCF			\$154.89	\$8.152 /CCF	\$0.002 /SqFt
<b>Totals:</b>		<b>278,003 KBtu</b>	<b>3.848 KBtu/SqFt</b>	<b>\$5,292.00</b>		

## Energy

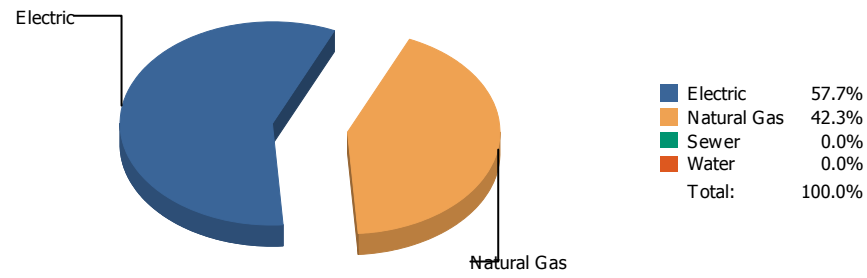


## Cost

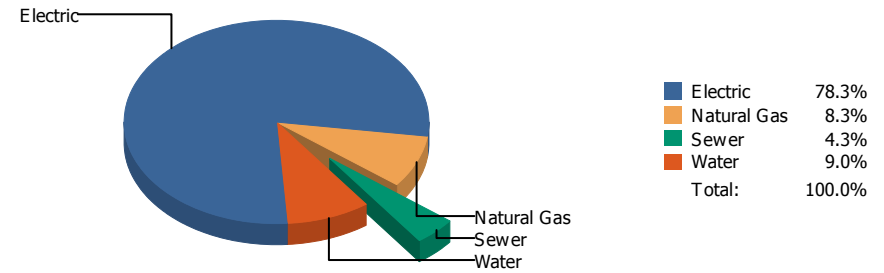


Commodity	Common Use	Energy Use	Energy Use / Area	Total Cost	Cost / Unit	Cost / Area
<b>Place: [LUNDY_2] LUNDY 177 [BUILDING]</b> <b>Area: 112,731 SqFt</b> <b>Billing Period: Apr 2019</b>						
ELECTRIC	46,400.00 kWh	158,317 KBtu	1.404 KBtu/SqFt	\$5,398.85	\$0.116 /kWh	\$0.048 /SqFt
NATURALGAS	1,172.00 CCF	120,716 KBtu	1.071 KBtu/SqFt	\$757.52	\$0.646 /CCF	\$0.007 /SqFt
SEWER	124.00 CCF			\$598.40	\$4.826 /CCF	\$0.005 /SqFt
WATER	1,264.00 CCF			\$6,709.49	\$5.308 /CCF	\$0.059 /SqFt
<b>Totals:</b>		<b>279,033 KBtu</b>	<b>2.475 KBtu/SqFt</b>	<b>\$13,464.26</b>		

## Energy

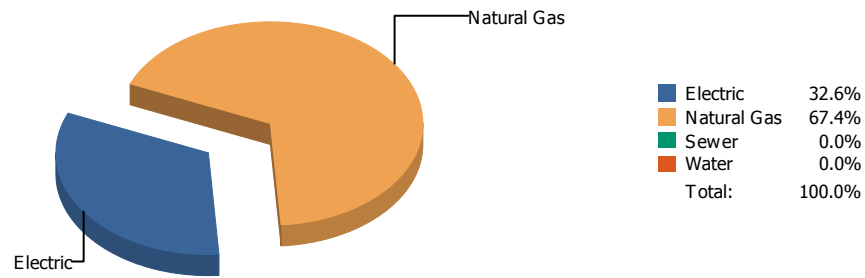


## Cost

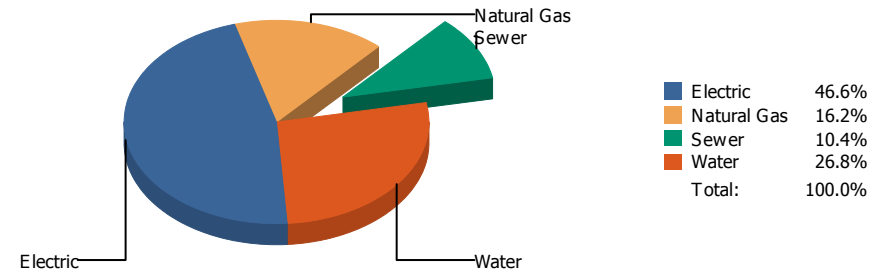


Commodity	Common Use	Energy Use	Energy Use / Area	Total Cost	Cost / Unit	Cost / Area
Place: [MAC] MACARTHUR 129 [BUILDING]						
Area: 143,341 SqFt						
Billing Period: Apr 2019						
ELECTRIC	81,240.00 kWh	277,191 KBtu	1.934 KBtu/SqFt	\$8,851.09	\$0.109 /kWh	\$0.062 /SqFt
NATURALGAS	1,976.00 CCF	203,528 KBtu	1.420 KBtu/SqFt	\$941.47	\$0.476 /CCF	\$0.007 /SqFt
SEWER	130.00 CCF			\$490.47	\$3.773 /CCF	\$0.003 /SqFt
WATER	201.00 CCF			\$1,020.40	\$5.077 /CCF	\$0.007 /SqFt
<b>Totals:</b>		<b>480,719 KBtu</b>	<b>3.354 KBtu/SqFt</b>	<b>\$11,303.43</b>		

## Energy

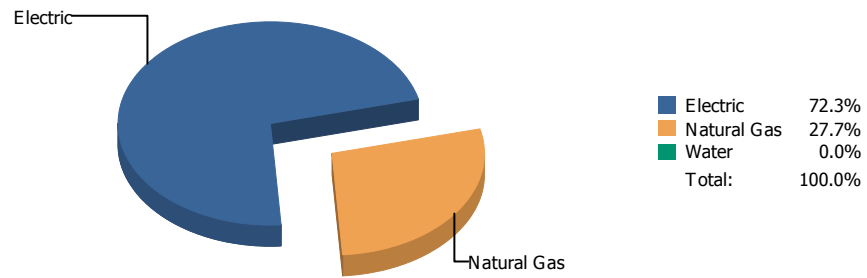


## Cost

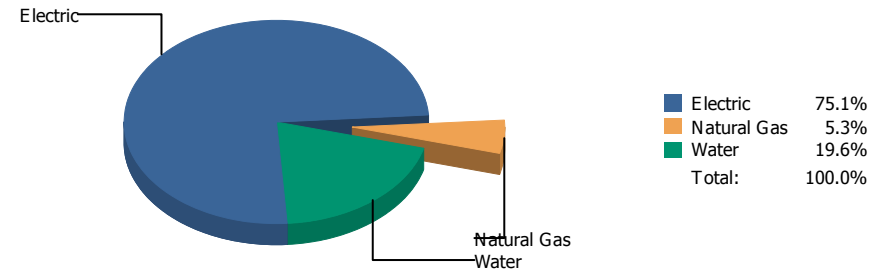


Commodity	Common Use	Energy Use	Energy Use / Area	Total Cost	Cost / Unit	Cost / Area
Place: [MAGOFFIN] MAGOFFIN 047 [BUILDING]						
Area: 76,378 SqFt						
Billing Period: Apr 2019						
ELECTRIC	17,250.00 kWh	58,857 KBtu	0.771 KBtu/SqFt	\$1,835.80	\$0.106 /kWh	\$0.024 /SqFt
NATURALGAS	1,184.00 CCF	121,952 KBtu	1.597 KBtu/SqFt	\$637.19	\$0.538 /CCF	\$0.008 /SqFt
SEWER	32.00 CCF			\$408.88	\$12.778 /CCF	\$0.005 /SqFt
WATER	139.00 CCF			\$1,057.30	\$7.606 /CCF	\$0.014 /SqFt
<b>Totals:</b>		<b>180,809 KBtu</b>	<b>2.367 KBtu/SqFt</b>	<b>\$3,939.17</b>		

## Energy



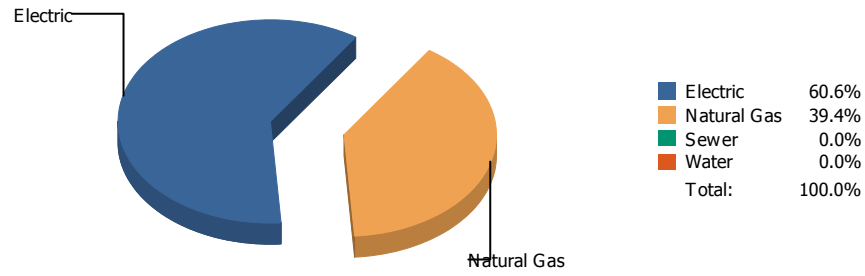
## Cost



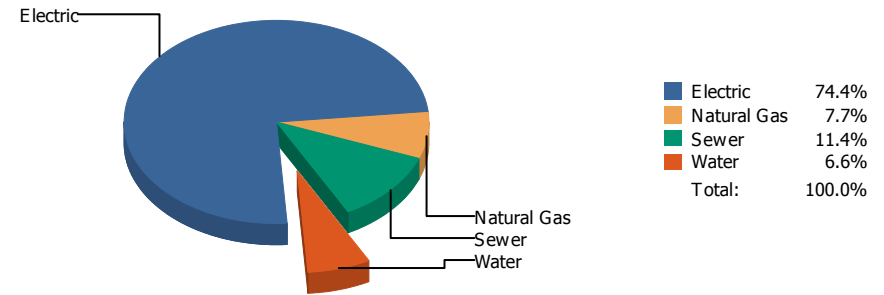
Commodity	Common Use	Energy Use	Energy Use / Area	Total Cost	Cost / Unit	Cost / Area
<b>Place: [MAGOFFINNEWMIDDLESCHOOL] MAGOFFIN NEW MIDDLE SCHOOL [BUILDING]</b>						
<b>Area: 116,136 SqFt</b>						
<b>Billing Period: Apr 2019</b>						
ELECTRIC	100,000.00 kWh	341,200 KBtu	2.938 KBtu/SqFt	\$9,552.46	\$0.096 /kWh	\$0.082 /SqFt
NATURALGAS	1,270.00 CCF	130,810 KBtu	1.126 KBtu/SqFt	\$672.96	\$0.530 /CCF	\$0.006 /SqFt
WATER	399.00 CCF			\$2,500.18	\$6.266 /CCF	\$0.021 /SqFt
<b>Totals:</b>		<b>472,010 KBtu</b>	<b>4.064 KBtu/SqFt</b>	<b>\$12,725.60</b>		



## Energy

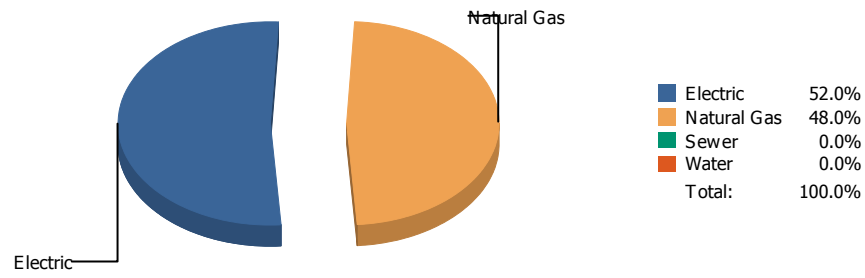


## Cost

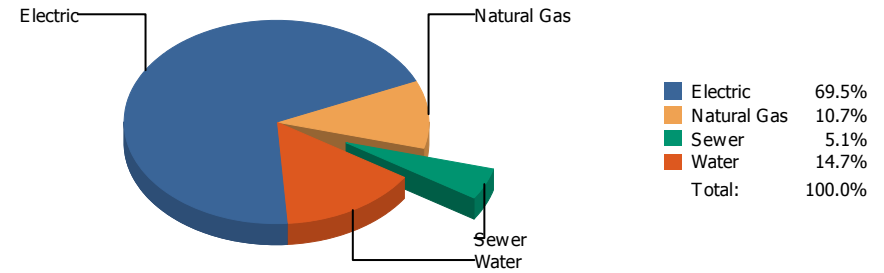


Commodity	Common Use	Energy Use	Energy Use / Area	Total Cost	Cost / Unit	Cost / Area
<b>Place: [MAXINE] MAXINE SILVA HEALTH MAGNET 011 [BUILDING]</b>						
<b>Area: 80,909 SqFt</b>						
<b>Billing Period: Apr 2019</b>						
ELECTRIC	68,700.00 kWh	234,404 KBtu	2.897 KBtu/SqFt	\$7,168.54	\$0.104 /kWh	\$0.089 /SqFt
NATURALGAS	1,479.00 CCF	152,337 KBtu	1.883 KBtu/SqFt	\$741.11	\$0.501 /CCF	\$0.009 /SqFt
SEWER	423.00 CCF			\$1,094.05	\$2.586 /CCF	\$0.014 /SqFt
WATER	168.00 CCF			\$634.83	\$3.779 /CCF	\$0.008 /SqFt
<b>Totals:</b>		<b>386,741 KBtu</b>	<b>4.780 KBtu/SqFt</b>	<b>\$9,638.53</b>		

## Energy



## Cost



Commodity	Common Use	Energy Use	Energy Use / Area	Total Cost	Cost / Unit	Cost / Area
<b>Place: [MESITA] MESITA 130 [BUILDING]</b> <b>Area: 100,583 SqFt</b> <b>Billing Period: Apr 2019</b>						
ELECTRIC	68,160.00 kWh	232,562 KBtu	2.312 KBtu/SqFt	\$7,442.80	\$0.109 /kWh	\$0.074 /SqFt
NATURALGAS	2,081.00 CCF	214,343 KBtu	2.131 KBtu/SqFt	\$1,144.47	\$0.550 /CCF	\$0.011 /SqFt
SEWER	100.00 CCF			\$548.96	\$5.490 /CCF	\$0.005 /SqFt
WATER	261.00 CCF			\$1,569.42	\$6.013 /CCF	\$0.015 /SqFt
<b>Totals:</b>		<b>446,905 KBtu</b>	<b>4.443 KBtu/SqFt</b>	<b>\$10,705.65</b>		

## Energy

Electric

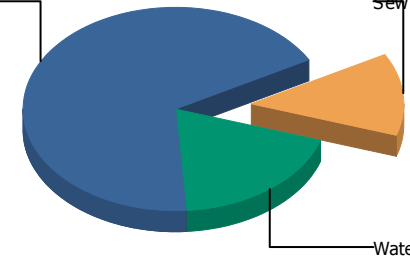


■ Electric 100.0%  
 ■ Sewer 0.0%  
 ■ Water 0.0%  
 Total: 100.0%

## Cost

Electric

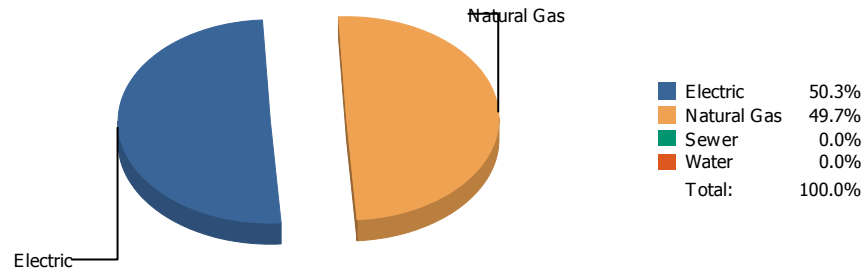
Sewer



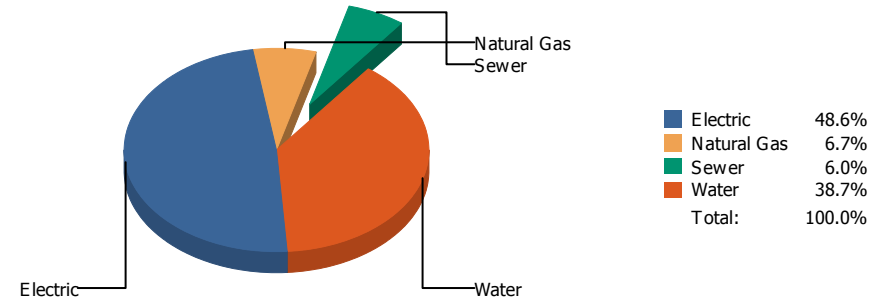
■ Electric 67.9%  
 ■ Sewer 13.1%  
 ■ Water 19.0%  
 Total: 100.0%

Commodity	Common Use	Energy Use	Energy Use / Area	Total Cost	Cost / Unit	Cost / Area
<b>Place: [MILAM] MILAM 131 [BUILDING]</b> <b>Area: 63,641 SqFt</b> <b>Billing Period: Apr 2019</b>						
ELECTRIC	16,560.00 kWh	56,503 KBtu	0.888 KBtu/SqFt	\$1,911.46	\$0.115 /kWh	\$0.030 /SqFt
SEWER	71.00 CCF			\$368.93	\$5.196 /CCF	\$0.006 /SqFt
WATER	138.00 CCF			\$533.63	\$3.867 /CCF	\$0.008 /SqFt
<b>Totals:</b>		<b>56,503 KBtu</b>	<b>0.888 KBtu/SqFt</b>	<b>\$2,814.02</b>		

## Energy

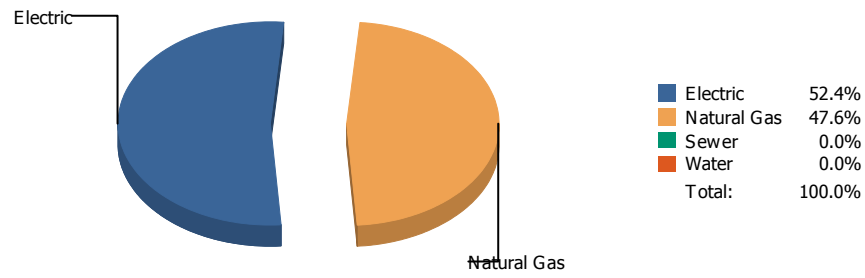


## Cost

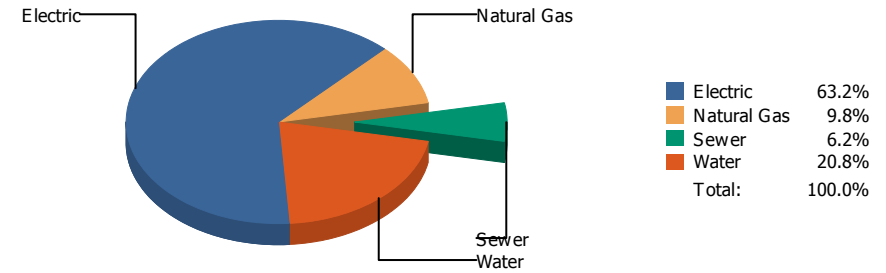


Commodity	Common Use	Energy Use	Energy Use / Area	Total Cost	Cost / Unit	Cost / Area
Place: [MOREHEAD] MOREHEAD 046 [BUILDING]						
Area: 119,353 SqFt						
Billing Period: Apr 2019						
ELECTRIC	67,793.00 kWh	231,310 KBtu	1.938 KBtu/SqFt	\$7,725.76	\$0.114 /kWh	\$0.065 /SqFt
NATURALGAS	2,222.00 CCF	228,866 KBtu	1.918 KBtu/SqFt	\$1,068.88	\$0.481 /CCF	\$0.009 /SqFt
SEWER	295.00 CCF			\$950.66	\$3.223 /CCF	\$0.008 /SqFt
WATER	1,348.00 CCF			\$6,161.41	\$4.571 /CCF	\$0.051 /SqFt
<b>Totals:</b>		<b>460,176 KBtu</b>	<b>3.856 KBtu/SqFt</b>	<b>\$15,906.71</b>		

## Energy

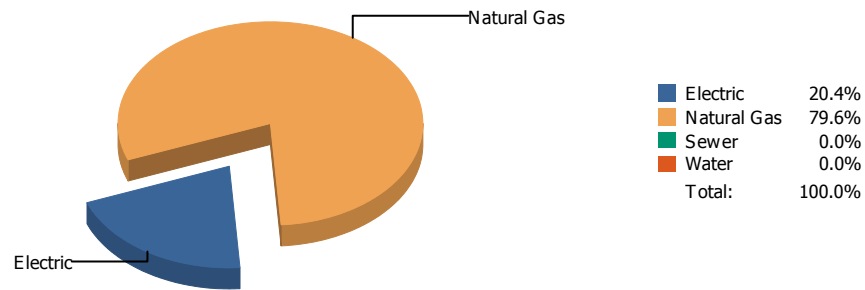


## Cost

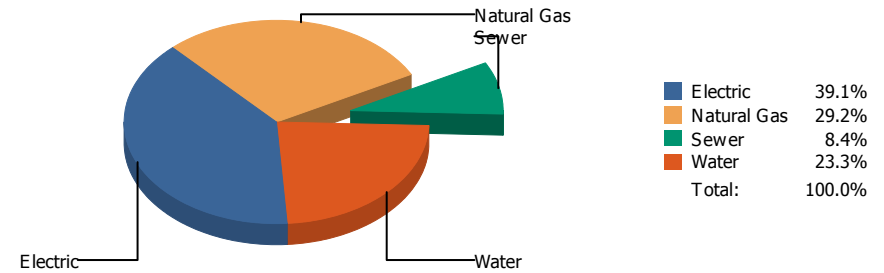


Commodity	Common Use	Energy Use	Energy Use / Area	Total Cost	Cost / Unit	Cost / Area
Place: [MOYE_2] HR MOYE [BUILDING]						
Area: 93,197 SqFt						
Billing Period: Apr 2019						
ELECTRIC	48,120.00 kWh	164,185 KBtu	1.762 KBtu/SqFt	\$4,837.60	\$0.101 /kWh	\$0.052 /SqFt
NATURALGAS	1,447.00 CCF	149,041 KBtu	1.599 KBtu/SqFt	\$746.56	\$0.516 /CCF	\$0.008 /SqFt
SEWER	65.00 CCF			\$476.86	\$7.336 /CCF	\$0.005 /SqFt
WATER	204.00 CCF			\$1,587.43	\$7.782 /CCF	\$0.017 /SqFt
<b>Totals:</b>		<b>313,226 KBtu</b>	<b>3.361 KBtu/SqFt</b>	<b>\$7,648.45</b>		

## Energy



## Cost



Commodity	Common Use	Energy Use	Energy Use / Area	Total Cost	Cost / Unit	Cost / Area
<b>Place: [MULTI-MEDIA CENTER] MULTI-MEDIA CENTER [BUILDING]</b>						
<b>Area: 27,633 SqFt</b>						
<b>Billing Period: Apr 2019</b>						
ELECTRIC	11,933.00 kWh	40,715 KBtu	1.473 KBtu/SqFt	\$1,029.41	\$0.086 /kWh	\$0.037 /SqFt
NATURALGAS	1,545.00 CCF	159,135 KBtu	5.759 KBtu/SqFt	\$767.73	\$0.497 /CCF	\$0.028 /SqFt
SEWER	59.00 CCF			\$222.27	\$3.767 /CCF	\$0.008 /SqFt
WATER	151.00 CCF			\$613.28	\$4.061 /CCF	\$0.022 /SqFt
<b>Totals:</b>		<b>199,850 KBtu</b>	<b>7.232 KBtu/SqFt</b>	<b>\$2,632.69</b>		

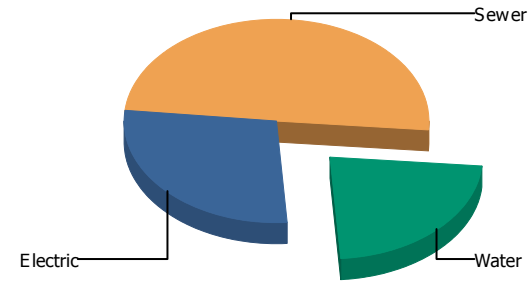
## Energy

Electric



Electric 100.0%  
 Sewer 0.0%  
 Water 0.0%  
 Total: 100.0%

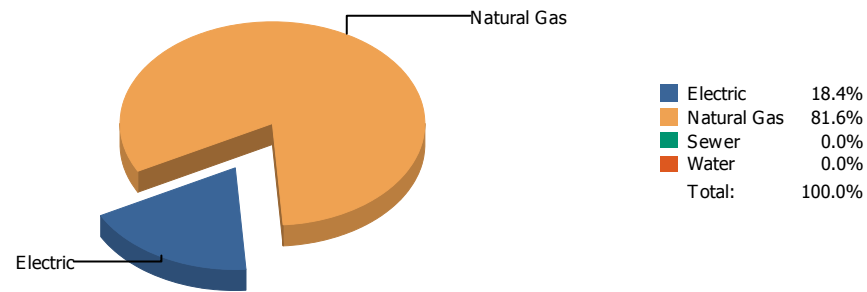
## Cost



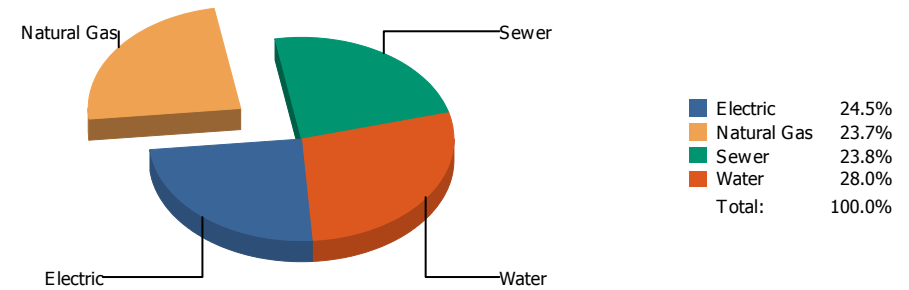
Electric 27.9%  
 Sewer 49.5%  
 Water 22.6%  
 Total: 100.0%

Commodity	Common Use	Energy Use	Energy Use / Area	Total Cost	Cost / Unit	Cost / Area
Place: [NE AREA OFFICES] N.E. AREA OFFICES 882 [BUILDING]						
Area: 7,328 SqFt						
Billing Period: Apr 2019						
ELECTRIC	160.00 kWh	546 KBtu	0.074 KBtu/SqFt	\$36.79	\$0.230 /kWh	\$0.005 /SqFt
SEWER	0.00 CCF			\$65.40	\$0.000 /CCF	\$0.009 /SqFt
WATER	0.00 CCF			\$29.80	\$0.000 /CCF	\$0.004 /SqFt
<b>Totals:</b>		<b>546 KBtu</b>	<b>0.074 KBtu/SqFt</b>	<b>\$131.99</b>		

## Energy



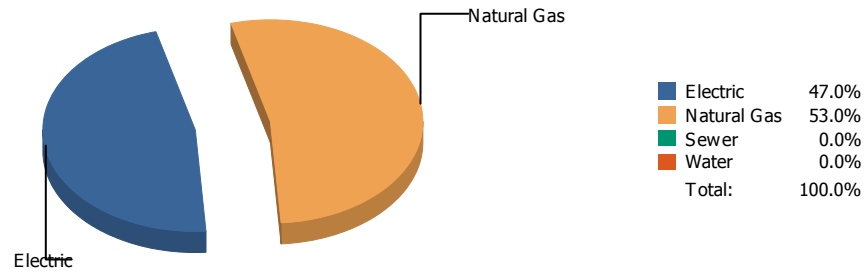
## Cost



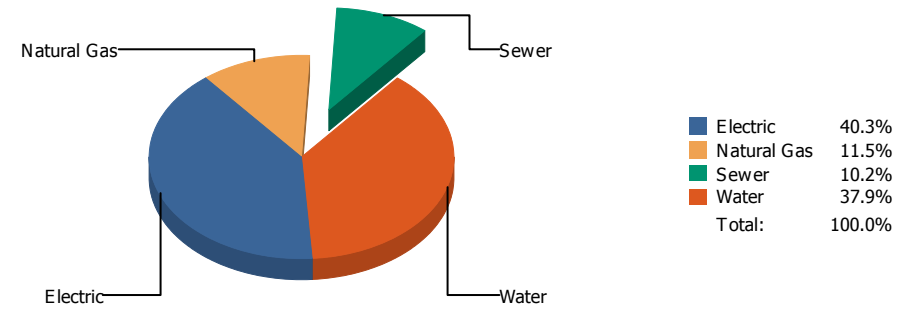
Commodity	Common Use	Energy Use	Energy Use / Area	Total Cost	Cost / Unit	Cost / Area
<b>Place: [NE TRANSPORTATION] N.E. TRANSPORTATION 826 [BUILDING]</b> <b>Area: 5,995 SqFt</b> <b>Billing Period: Apr 2019</b>						
ELECTRIC	4,719.00 kWh	16,101 KBtu	2.686 KBtu/SqFt	\$447.37	\$0.095 /kWh	\$0.075 /SqFt
NATURALGAS	692.00 CCF	71,276 KBtu	11.889 KBtu/SqFt	\$432.59	\$0.625 /CCF	\$0.072 /SqFt
SEWER	44.00 CCF			\$433.60	\$9.855 /CCF	\$0.072 /SqFt
WATER	73.00 CCF			\$511.01	\$7.000 /CCF	\$0.085 /SqFt
<b>Totals:</b>		<b>87,377 KBtu</b>	<b>14.575 KBtu/SqFt</b>	<b>\$1,824.57</b>		



## Energy

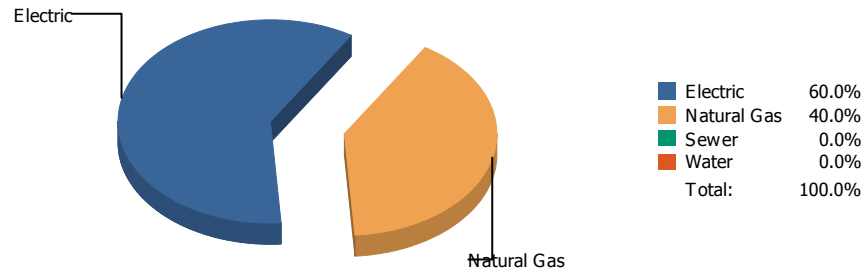


## Cost

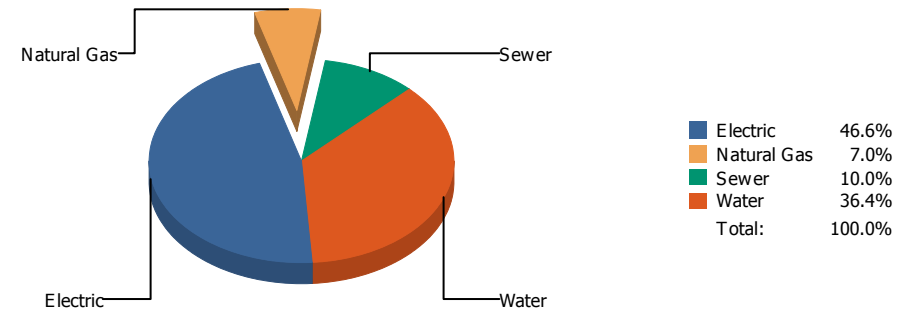


Commodity	Common Use	Energy Use	Energy Use / Area	Total Cost	Cost / Unit	Cost / Area
Place: [NEWMAN] NEWMAN ELEMENTARY 133 [BUILDING]						
Area: 73,291 SqFt						
Billing Period: Apr 2019						
ELECTRIC	23,461.00 kWh	80,049 KBtu	1.092 KBtu/SqFt	\$2,722.66	\$0.116 /kWh	\$0.037 /SqFt
NATURALGAS	878.00 CCF	90,434 KBtu	1.234 KBtu/SqFt	\$779.46	\$0.888 /CCF	\$0.010 /SqFt
SEWER	248.00 CCF			\$691.67	\$2.789 /CCF	\$0.009 /SqFt
WATER	674.00 CCF			\$2,563.44	\$3.803 /CCF	\$0.035 /SqFt
<b>Totals:</b>		<b>170,483 KBtu</b>	<b>2.326 KBtu/SqFt</b>	<b>\$6,757.23</b>		

## Energy

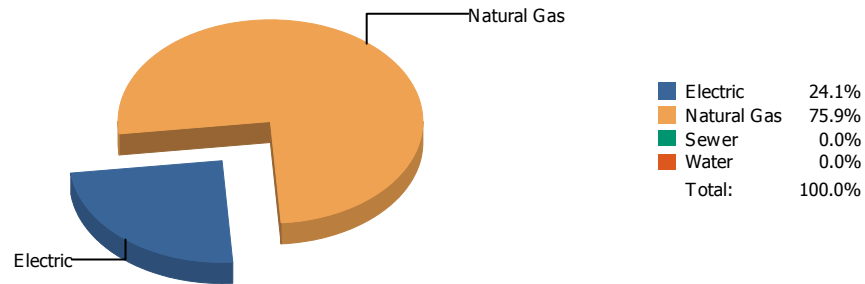


## Cost

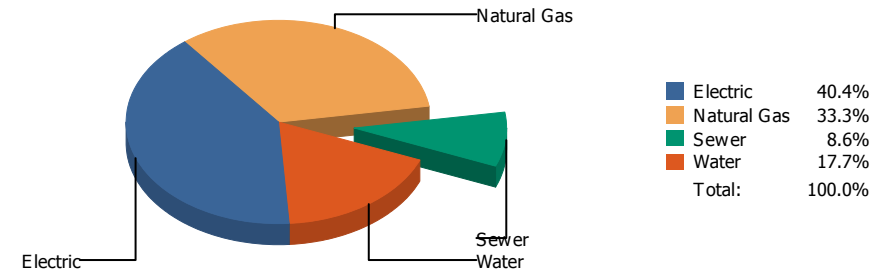


Commodity	Common Use	Energy Use	Energy Use / Area	Total Cost	Cost / Unit	Cost / Area
<b>Place: [NIXON] L.A. NIXON      161 [BUILDING]</b> <b>Area: 76,873 SqFt</b> <b>Billing Period: Apr 2019</b>						
ELECTRIC	36,280.00 kWh	123,787 KBtu	1.610 KBtu/SqFt	\$4,067.50	\$0.112 /kWh	\$0.053 /SqFt
NATURALGAS	802.00 CCF	82,606 KBtu	1.075 KBtu/SqFt	\$613.67	\$0.765 /CCF	\$0.008 /SqFt
SEWER	226.00 CCF			\$869.02	\$3.845 /CCF	\$0.011 /SqFt
WATER	718.00 CCF			\$3,177.01	\$4.425 /CCF	\$0.041 /SqFt
<b>Totals:</b>		<b>206,393 KBtu</b>	<b>2.685 KBtu/SqFt</b>	<b>\$8,727.20</b>		

## Energy

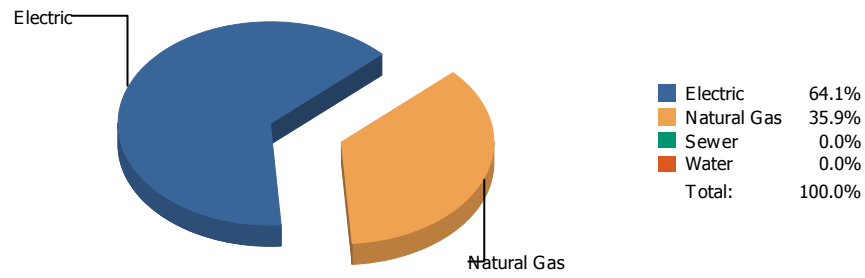


## Cost

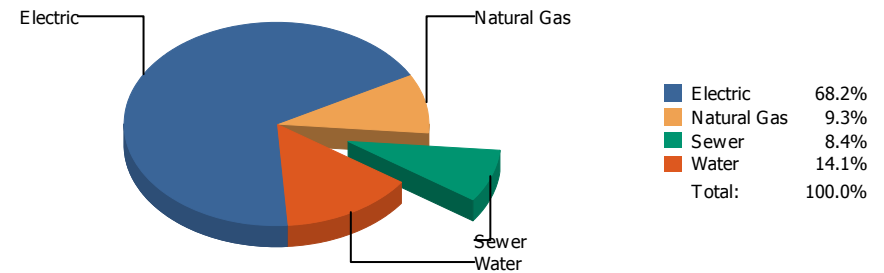


Commodity	Common Use	Energy Use	Energy Use / Area	Total Cost	Cost / Unit	Cost / Area
<b>Place: [OCC. CTR] OCCUPATIONAL CTR. [BUILDING]</b>						
<b>Area: 11,845 SqFt</b>						
<b>Billing Period: Apr 2019</b>						
ELECTRIC	5,300.00 kWh	18,084 KBtu	1.527 KBtu/SqFt	\$446.47	\$0.084 /kWh	\$0.038 /SqFt
NATURALGAS	553.00 CCF	56,959 KBtu	4.809 KBtu/SqFt	\$367.78	\$0.665 /CCF	\$0.031 /SqFt
SEWER	7.00 CCF			\$94.48	\$13.497 /CCF	\$0.008 /SqFt
WATER	22.00 CCF			\$195.77	\$8.899 /CCF	\$0.016 /SqFt
<b>Totals:</b>		<b>75,043 KBtu</b>	<b>6.335 KBtu/SqFt</b>	<b>\$1,104.50</b>		

## Energy

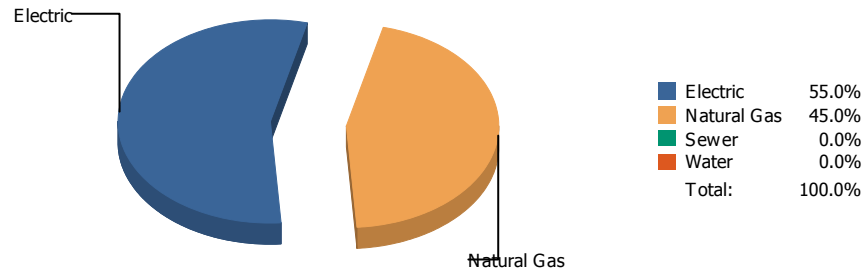


## Cost

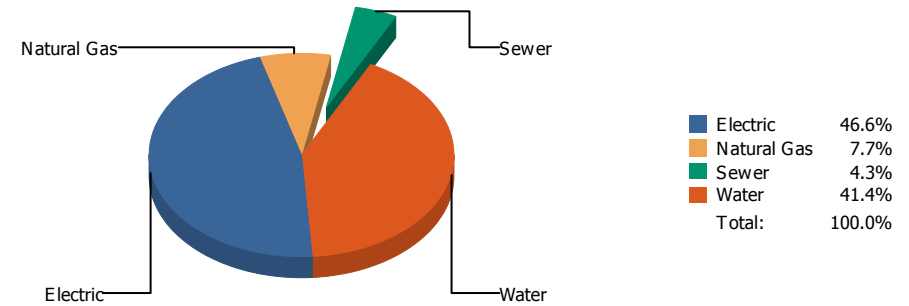


Commodity	Common Use	Energy Use	Energy Use / Area	Total Cost	Cost / Unit	Cost / Area
<b>Place: [PARK] PARK      134 [BUILDING]</b> <b>Area: 63,609 SqFt</b> <b>Billing Period: Apr 2019</b>						
ELECTRIC	34,128.00 kWh	116,445 KBtu	1.831 KBtu/SqFt	\$4,006.67	\$0.117 /kWh	\$0.063 /SqFt
NATURALGAS	634.00 CCF	65,302 KBtu	1.027 KBtu/SqFt	\$545.27	\$0.860 /CCF	\$0.009 /SqFt
SEWER	104.00 CCF			\$495.76	\$4.767 /CCF	\$0.008 /SqFt
WATER	222.00 CCF			\$827.79	\$3.729 /CCF	\$0.013 /SqFt
<b>Totals:</b>		<b>181,747 KBtu</b>	<b>2.857 KBtu/SqFt</b>	<b>\$5,875.49</b>		

## Energy

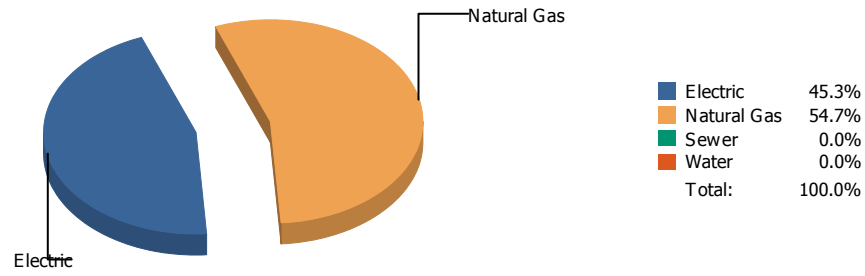


## Cost

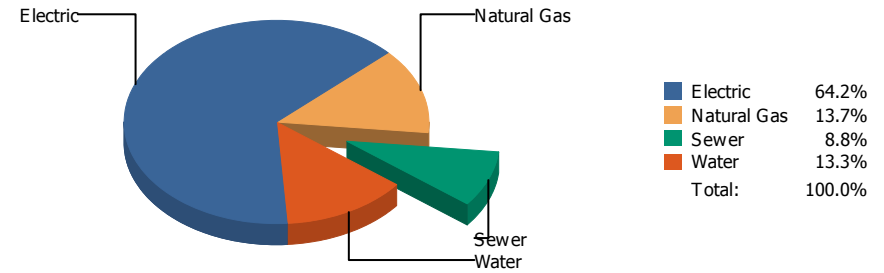


Commodity	Common Use	Energy Use	Energy Use / Area	Total Cost	Cost / Unit	Cost / Area
Place: [PAUL MORENO_1] PAUL MORENO 167 [BUILDING]						
Area: 87,824 SqFt						
Billing Period: Apr 2019						
ELECTRIC	50,800.00 kWh	173,330 KBtu	1.974 KBtu/SqFt	\$5,151.96	\$0.101 /kWh	\$0.059 /SqFt
NATURALGAS	1,376.00 CCF	141,728 KBtu	1.614 KBtu/SqFt	\$852.92	\$0.620 /CCF	\$0.010 /SqFt
SEWER	82.00 CCF			\$471.65	\$5.752 /CCF	\$0.005 /SqFt
WATER	650.00 CCF			\$4,582.00	\$7.049 /CCF	\$0.052 /SqFt
<b>Totals:</b>		<b>315,058 KBtu</b>	<b>3.587 KBtu/SqFt</b>	<b>\$11,058.53</b>		

## Energy

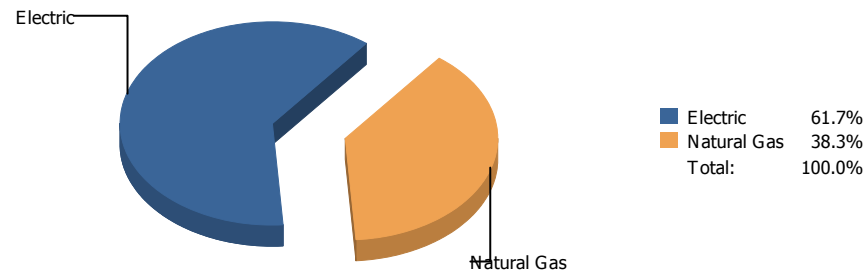


## Cost

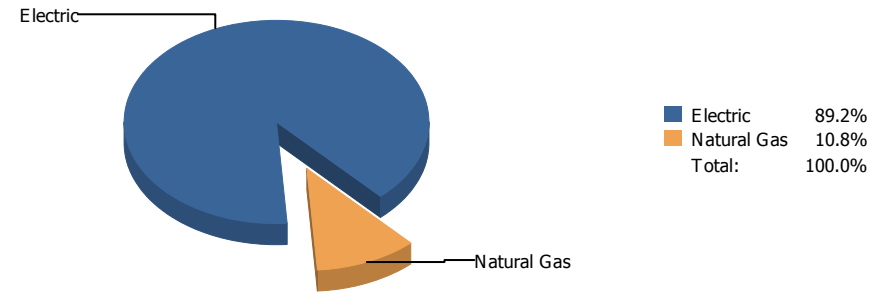


Commodity	Common Use	Energy Use	Energy Use / Area	Total Cost	Cost / Unit	Cost / Area
<b>Place: [POLK] POLK 159 [BUILDING]</b> <b>Area: 67,321 SqFt</b> <b>Billing Period: Apr 2019</b>						
ELECTRIC	35,880.00 kWh	122,423 KBtu	1.818 KBtu/SqFt	\$4,042.25	\$0.113 /kWh	\$0.060 /SqFt
NATURALGAS	1,433.00 CCF	147,599 KBtu	2.192 KBtu/SqFt	\$864.53	\$0.603 /CCF	\$0.013 /SqFt
SEWER	160.00 CCF			\$552.27	\$3.452 /CCF	\$0.008 /SqFt
WATER	270.00 CCF			\$838.52	\$3.106 /CCF	\$0.012 /SqFt
<b>Totals:</b>		<b>270,022 KBtu</b>	<b>4.011 KBtu/SqFt</b>	<b>\$6,297.57</b>		

## Energy

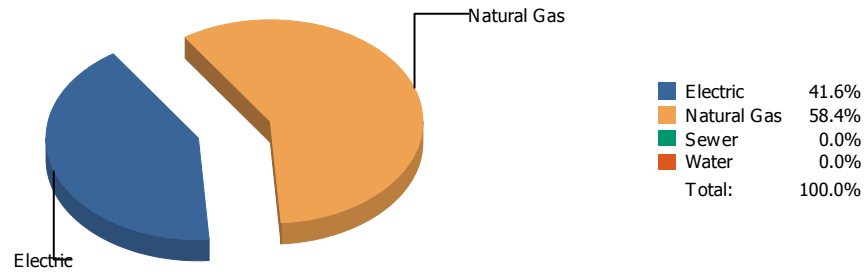


## Cost

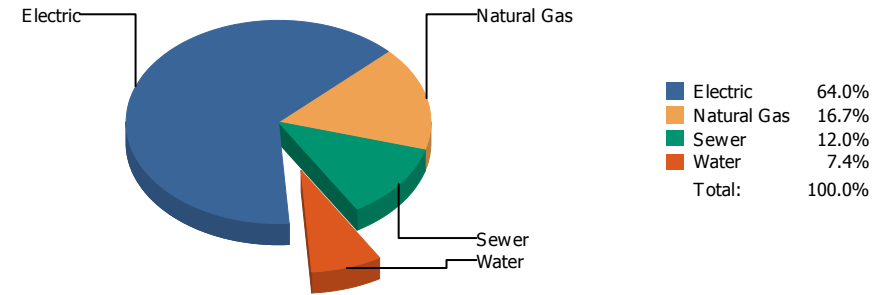


Commodity	Common Use	Energy Use	Energy Use / Area	Total Cost	Cost / Unit	Cost / Area
<b>Place: [POWELL_2] POWELL</b> <b>Area: 79,770 SqFt</b> <b>Billing Period: Apr 2019</b>						
		<b>175 [BUILDING]</b>				
ELECTRIC	51,000.00 kWh	174,012 KBtu	2.181 KBtu/SqFt	\$4,805.29	\$0.094 /kWh	\$0.060 /SqFt
NATURALGAS	1,050.00 CCF	108,150 KBtu	1.356 KBtu/SqFt	\$581.48	\$0.554 /CCF	\$0.007 /SqFt
<b>Totals:</b>		<b>282,162 KBtu</b>	<b>3.537 KBtu/SqFt</b>	<b>\$5,386.77</b>		

## Energy



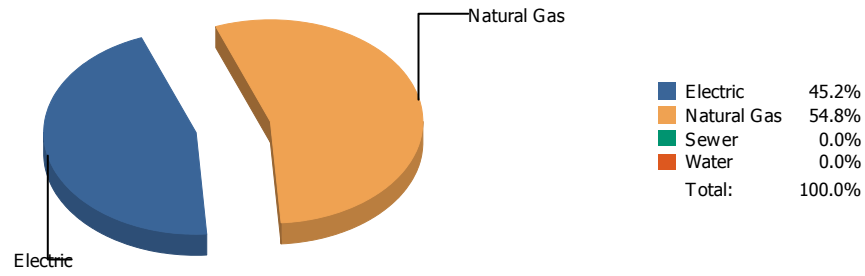
## Cost



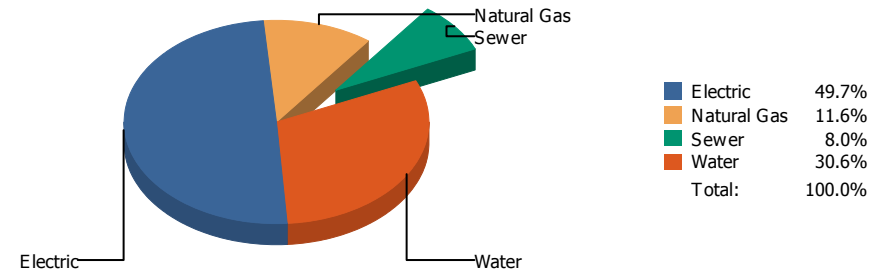
Commodity	Common Use	Energy Use	Energy Use / Area	Total Cost	Cost / Unit	Cost / Area
<b>Place: [PROFESSIONAL DEV] EPISD PROF DEVELOPMENT CENTER931 [BUILDING]</b>						
<b>Area: 18,400 SqFt</b>						
<b>Billing Period: Apr 2019</b>						
ELECTRIC	9,360.00 kWh	31,936 KBtu	1.736 KBtu/SqFt	\$1,220.48	\$0.130 /kWh	\$0.066 /SqFt
NATURALGAS	435.00 CCF	44,805 KBtu	2.435 KBtu/SqFt	\$318.81	\$0.733 /CCF	\$0.017 /SqFt
SEWER	72.00 CCF			\$228.38	\$3.172 /CCF	\$0.012 /SqFt
WATER	14.00 CCF			\$140.51	\$10.036 /CCF	\$0.008 /SqFt
<b>Totals:</b>		<b>76,741 KBtu</b>	<b>4.171 KBtu/SqFt</b>	<b>\$1,908.18</b>		



## Energy

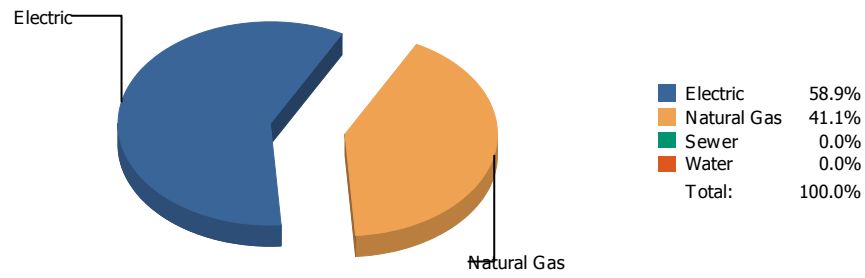


## Cost

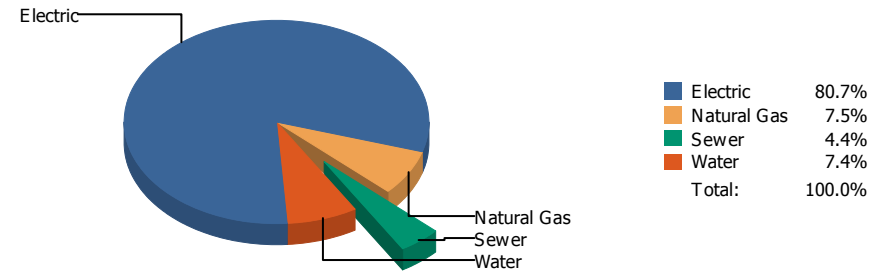


Commodity	Common Use	Energy Use	Energy Use / Area	Total Cost	Cost / Unit	Cost / Area
Place: [PUTNAM] PUTNAM 135 [BUILDING]						
Area: 61,978 SqFt						
Billing Period: Apr 2019						
ELECTRIC	29,231.00 kWh	99,736 KBtu	1.609 KBtu/SqFt	\$3,291.74	\$0.113 /kWh	\$0.053 /SqFt
NATURALGAS	1,175.00 CCF	121,025 KBtu	1.953 KBtu/SqFt	\$771.35	\$0.656 /CCF	\$0.012 /SqFt
SEWER	152.00 CCF			\$531.53	\$3.497 /CCF	\$0.008 /SqFt
WATER	427.00 CCF			\$2,030.59	\$4.755 /CCF	\$0.033 /SqFt
<b>Totals:</b>		<b>220,761 KBtu</b>	<b>3.562 KBtu/SqFt</b>	<b>\$6,625.21</b>		

## Energy

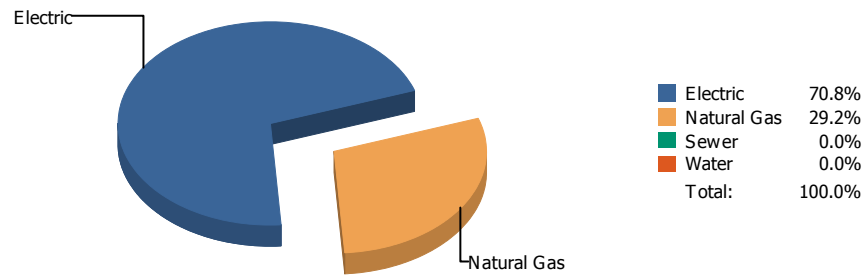


## Cost

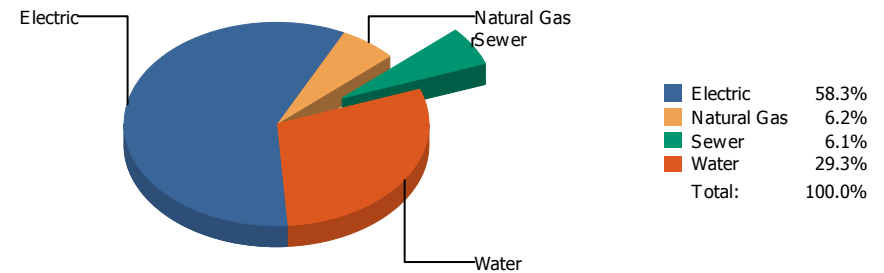


Commodity	Common Use	Energy Use	Energy Use / Area	Total Cost	Cost / Unit	Cost / Area
<b>Place: [RICHARDS] RICHARDSON [BUILDING]</b>						
<b>Area: 115,872 SqFt</b>						
<b>Billing Period: Apr 2019</b>						
ELECTRIC	75,000.00 kWh	255,900 KBtu	2.208 KBtu/SqFt	\$9,360.52	\$0.125 /kWh	\$0.081 /SqFt
NATURALGAS	1,733.00 CCF	178,499 KBtu	1.540 KBtu/SqFt	\$865.51	\$0.499 /CCF	\$0.007 /SqFt
SEWER	140.00 CCF			\$511.07	\$3.651 /CCF	\$0.004 /SqFt
WATER	228.00 CCF			\$861.79	\$3.780 /CCF	\$0.007 /SqFt
<b>Totals:</b>		<b>434,399 KBtu</b>	<b>3.749 KBtu/SqFt</b>	<b>\$11,598.89</b>		

## Energy

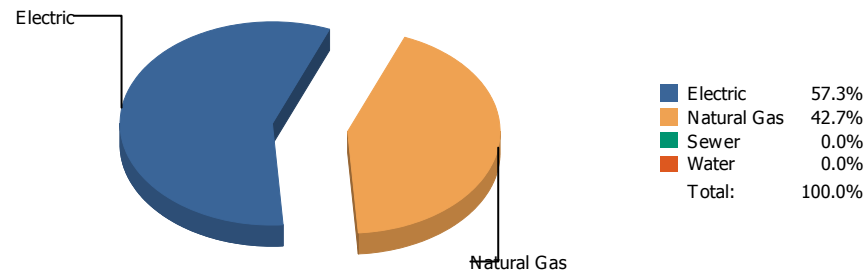


## Cost

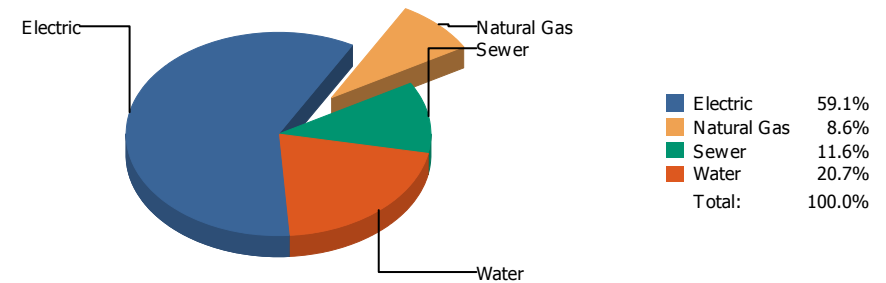


Commodity	Common Use	Energy Use	Energy Use / Area	Total Cost	Cost / Unit	Cost / Area
<b>Place: [RIVERA] RIVERA      156 [BUILDING]</b> <b>Area: 77,562 SqFt</b> <b>Billing Period: Apr 2019</b>						
ELECTRIC	42,245.00 kWh	144,140 KBtu	1.858 KBtu/SqFt	\$4,803.69	\$0.114 /kWh	\$0.062 /SqFt
NATURALGAS	578.00 CCF	59,534 KBtu	0.768 KBtu/SqFt	\$512.88	\$0.887 /CCF	\$0.007 /SqFt
SEWER	87.00 CCF			\$502.62	\$5.777 /CCF	\$0.006 /SqFt
WATER	455.00 CCF			\$2,417.23	\$5.313 /CCF	\$0.031 /SqFt
<b>Totals:</b>		<b>203,674 KBtu</b>	<b>2.626 KBtu/SqFt</b>	<b>\$8,236.42</b>		

## Energy

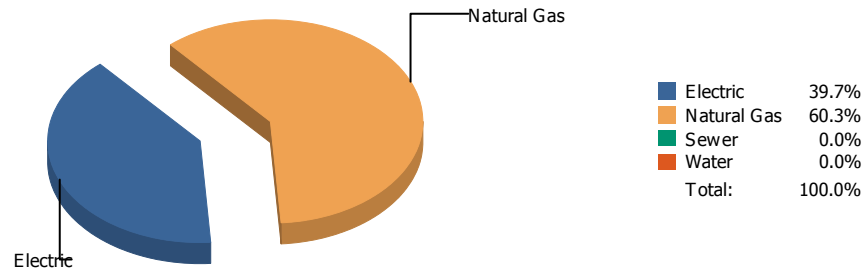


## Cost

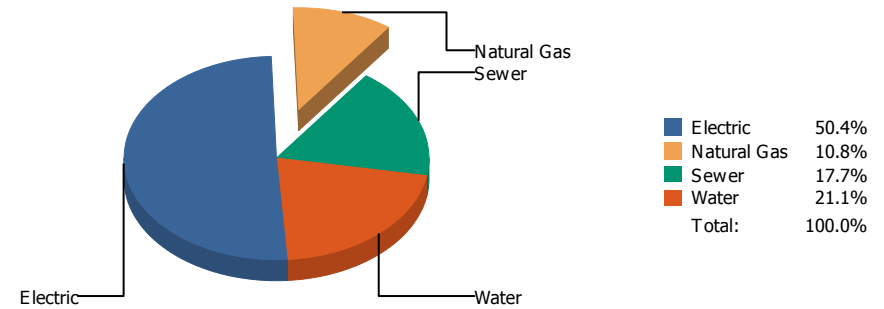


Commodity	Common Use	Energy Use	Energy Use / Area	Total Cost	Cost / Unit	Cost / Area
Place: [ROBERTS] ROBERTS 136 [BUILDING]						
Area: 81,457 SqFt						
Billing Period: Apr 2019						
ELECTRIC	38,300.00 kWh	130,680 KBtu	1.604 KBtu/SqFt	\$3,623.10	\$0.095 /kWh	\$0.044 /SqFt
NATURALGAS	946.00 CCF	97,438 KBtu	1.196 KBtu/SqFt	\$526.22	\$0.556 /CCF	\$0.006 /SqFt
SEWER	236.00 CCF			\$708.83	\$3.004 /CCF	\$0.009 /SqFt
WATER	421.00 CCF			\$1,272.00	\$3.021 /CCF	\$0.016 /SqFt
<b>Totals:</b>		<b>228,118 KBtu</b>	<b>2.800 KBtu/SqFt</b>	<b>\$6,130.15</b>		

## Energy

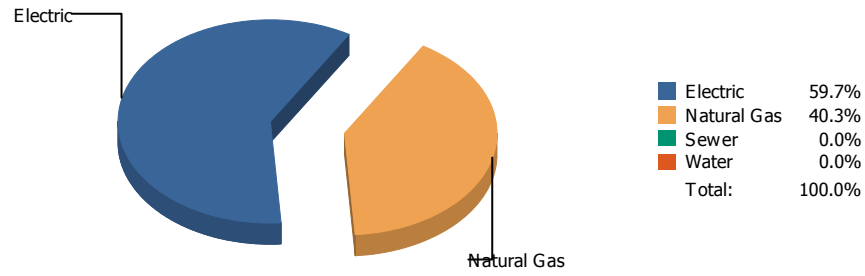


## Cost

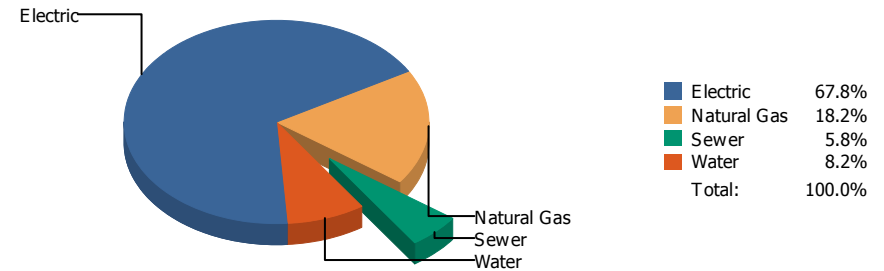


Commodity	Common Use	Energy Use	Energy Use / Area	Total Cost	Cost / Unit	Cost / Area
<b>Place: [ROSS] ROSS      042 [BUILDING]</b> <b>Area: 131,497 SqFt</b> <b>Billing Period: Apr 2019</b>						
ELECTRIC	41,354.00 kWh	141,100 KBtu	1.073 KBtu/SqFt	\$4,616.10	\$0.112 /kWh	\$0.035 /SqFt
NATURALGAS	2,081.00 CCF	214,343 KBtu	1.630 KBtu/SqFt	\$983.82	\$0.473 /CCF	\$0.007 /SqFt
SEWER	679.00 CCF			\$1,621.41	\$2.388 /CCF	\$0.012 /SqFt
WATER	761.00 CCF			\$1,929.15	\$2.535 /CCF	\$0.015 /SqFt
<b>Totals:</b>		<b>355,443 KBtu</b>	<b>2.703 KBtu/SqFt</b>	<b>\$9,150.48</b>		

## Energy

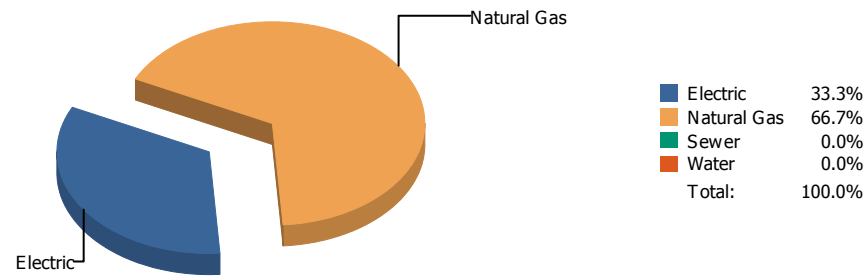


## Cost

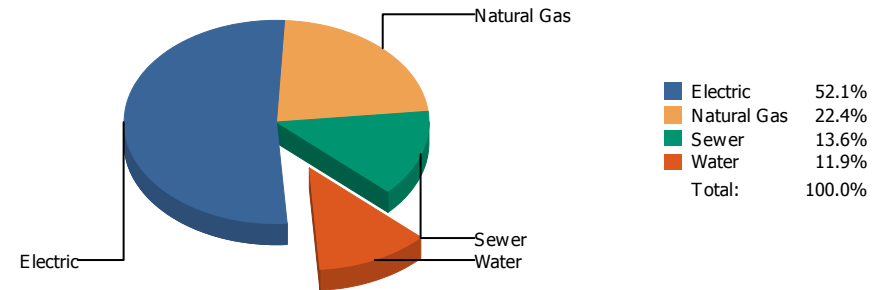


Commodity	Common Use	Energy Use	Energy Use / Area	Total Cost	Cost / Unit	Cost / Area
<b>Place: [RUSK] RUSK      138 [BUILDING]</b> <b>Area: 67,240 SqFt</b> <b>Billing Period: Apr 2019</b>						
ELECTRIC	44,282.00 kWh	151,090 KBtu	2.247 KBtu/SqFt	\$2,582.10	\$0.058 /kWh	\$0.038 /SqFt
NATURALGAS	991.00 CCF	102,073 KBtu	1.518 KBtu/SqFt	\$693.13	\$0.699 /CCF	\$0.010 /SqFt
SEWER	9.00 CCF			\$220.00	\$24.444 /CCF	\$0.003 /SqFt
WATER	79.00 CCF			\$313.26	\$3.965 /CCF	\$0.005 /SqFt
<b>Totals:</b>		<b>253,163 KBtu</b>	<b>3.765 KBtu/SqFt</b>	<b>\$3,808.49</b>		

## Energy

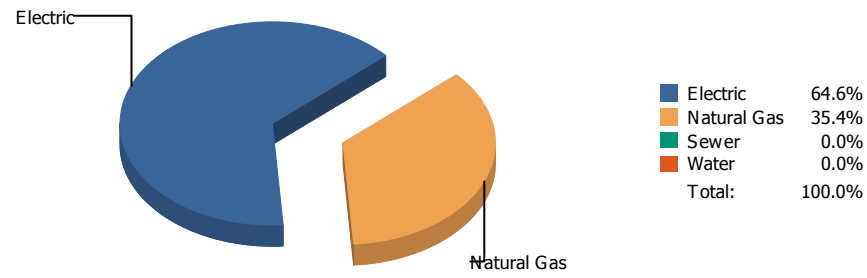


## Cost

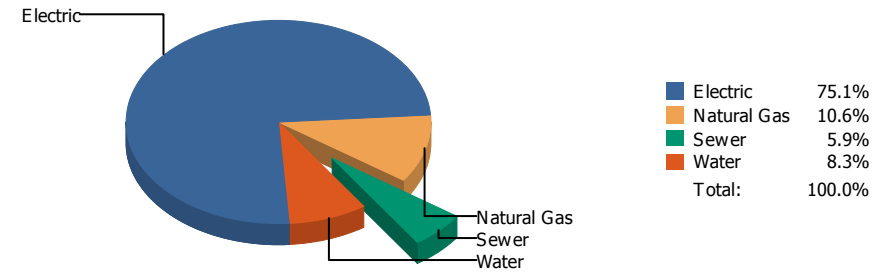


Commodity	Common Use	Energy Use	Energy Use / Area	Total Cost	Cost / Unit	Cost / Area
<b>Place: [SAN JAC] SAN JACINTO 139 [BUILDING]</b> <b>Area: 29,589 SqFt</b> <b>Billing Period: Apr 2019</b>						
ELECTRIC	5,100.00 kWh	17,401 KBtu	0.588 KBtu/SqFt	\$646.19	\$0.127 /kWh	\$0.022 /SqFt
NATURALGAS	338.00 CCF	34,814 KBtu	1.177 KBtu/SqFt	\$277.72	\$0.822 /CCF	\$0.009 /SqFt
SEWER	33.00 CCF			\$168.71	\$5.112 /CCF	\$0.006 /SqFt
WATER	16.00 CCF			\$148.17	\$9.261 /CCF	\$0.005 /SqFt
<b>Totals:</b>		<b>52,215 KBtu</b>	<b>1.765 KBtu/SqFt</b>	<b>\$1,240.79</b>		

## Energy



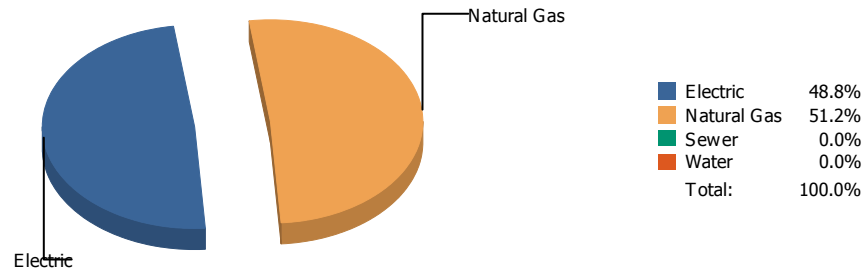
## Cost



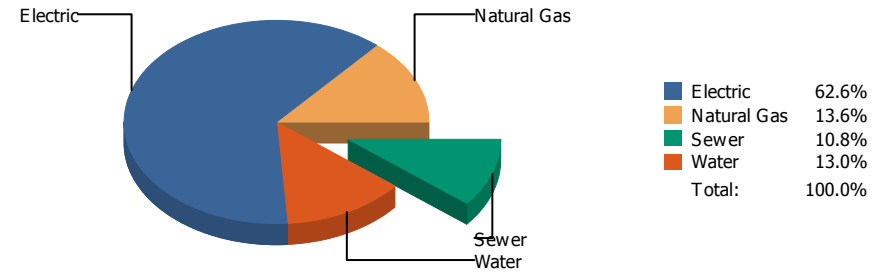
Commodity	Common Use	Energy Use	Energy Use / Area	Total Cost	Cost / Unit	Cost / Area
Place: [SCHUSTER] SCHUSTER 140 [BUILDING]						
Area: 34,371 SqFt						
Billing Period: Apr 2019						
ELECTRIC	18,638.00 kWh	63,593 KBtu	1.850 KBtu/SqFt	\$2,000.78	\$0.107 /kWh	\$0.058 /SqFt
NATURALGAS	339.00 CCF	34,917 KBtu	1.016 KBtu/SqFt	\$282.33	\$0.833 /CCF	\$0.008 /SqFt
SEWER	28.00 CCF			\$158.41	\$5.658 /CCF	\$0.005 /SqFt
WATER	49.00 CCF			\$222.09	\$4.532 /CCF	\$0.006 /SqFt
<b>Totals:</b>		<b>98,510 KBtu</b>	<b>2.866 KBtu/SqFt</b>	<b>\$2,663.61</b>		



## Energy

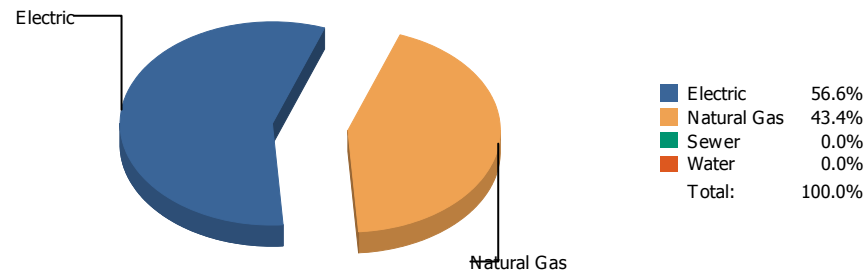


## Cost

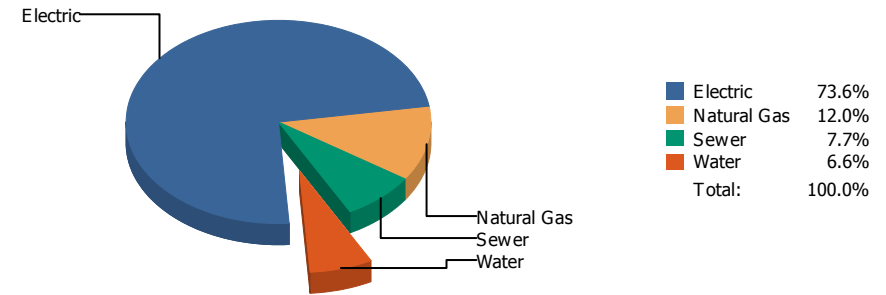


Commodity	Common Use	Energy Use	Energy Use / Area	Total Cost	Cost / Unit	Cost / Area
<b>Place: [STANTON] STANTON 141 [BUILDING]</b> <b>Area: 75,957 SqFt</b> <b>Billing Period: Apr 2019</b>						
ELECTRIC	21,121.00 kWh	72,065 KBtu	0.949 KBtu/SqFt	\$2,681.59	\$0.127 /kWh	\$0.035 /SqFt
NATURALGAS	733.00 CCF	75,499 KBtu	0.994 KBtu/SqFt	\$584.73	\$0.798 /CCF	\$0.008 /SqFt
SEWER	136.00 CCF			\$460.95	\$3.389 /CCF	\$0.006 /SqFt
WATER	165.00 CCF			\$557.08	\$3.376 /CCF	\$0.007 /SqFt
<b>Totals:</b>		<b>147,564 KBtu</b>	<b>1.943 KBtu/SqFt</b>	<b>\$4,284.35</b>		

## Energy

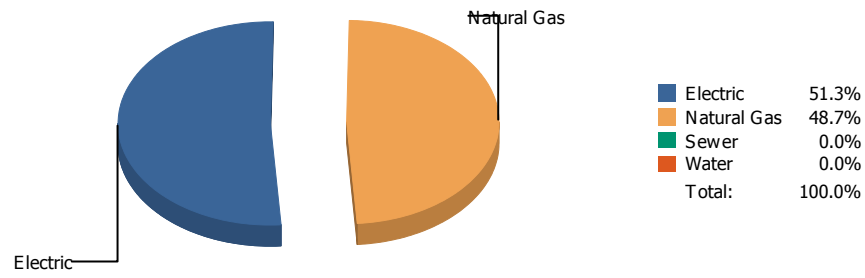


## Cost

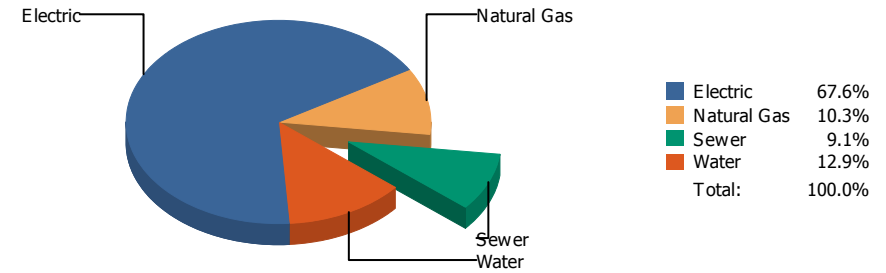


Commodity	Common Use	Energy Use	Energy Use / Area	Total Cost	Cost / Unit	Cost / Area
<b>Place: [SUNSET HIGH_1] SUNSET HIGH SCHOOL [BUILDING]</b>						
<b>Area: 33,263 SqFt</b>						
<b>Billing Period: Apr 2019</b>						
ELECTRIC	19,000.00 kWh	64,828 KBtu	1.949 KBtu/SqFt	\$2,114.26	\$0.111 /kWh	\$0.063 /SqFt
NATURALGAS	483.00 CCF	49,749 KBtu	1.496 KBtu/SqFt	\$345.26	\$0.715 /CCF	\$0.010 /SqFt
SEWER	59.00 CCF			\$222.27	\$3.767 /CCF	\$0.007 /SqFt
WATER	35.00 CCF			\$190.73	\$5.449 /CCF	\$0.006 /SqFt
<b>Totals:</b>		<b>114,577 KBtu</b>	<b>3.445 KBtu/SqFt</b>	<b>\$2,872.52</b>		

## Energy



## Cost



Commodity	Common Use	Energy Use	Energy Use / Area	Total Cost	Cost / Unit	Cost / Area
Place: [TELLES] R. TELLES ACADEMY 027 [BUILDING]						
Area: 38,000 SqFt						
Billing Period: Apr 2019						
ELECTRIC	30,400.00 kWh	103,725 KBtu	2.730 KBtu/SqFt	\$3,463.76	\$0.114 /kWh	\$0.091 /SqFt
NATURALGAS	955.00 CCF	98,365 KBtu	2.589 KBtu/SqFt	\$529.86	\$0.555 /CCF	\$0.014 /SqFt
SEWER	119.00 CCF			\$467.81	\$3.931 /CCF	\$0.012 /SqFt
WATER	180.00 CCF			\$661.71	\$3.676 /CCF	\$0.017 /SqFt
<b>Totals:</b>		<b>202,090 KBtu</b>	<b>5.318 KBtu/SqFt</b>	<b>\$5,123.14</b>		

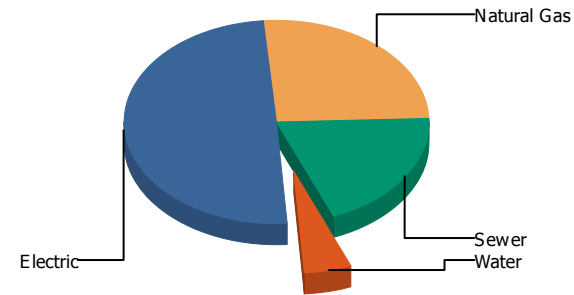
## Energy

Electric



Electric	100.0%
Natural Gas	0.0%
Sewer	0.0%
Water	0.0%
<b>Total:</b>	<b>100.0%</b>

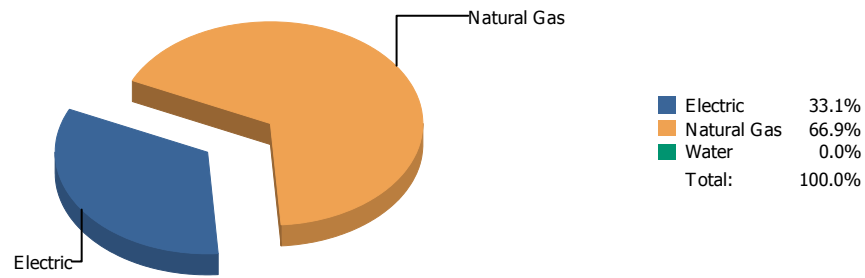
## Cost



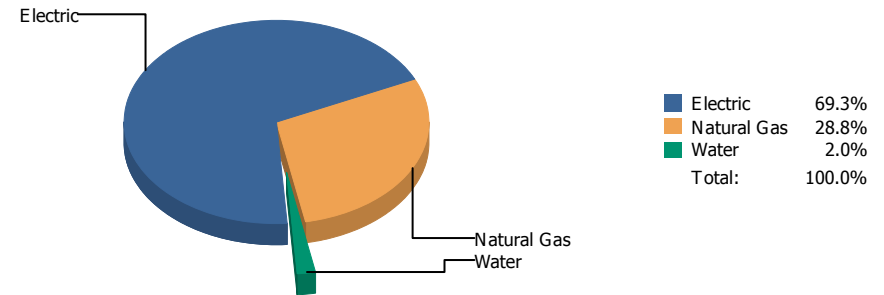
Electric	49.6%
Natural Gas	25.9%
Sewer	19.5%
Water	5.1%
<b>Total:</b>	<b>100.0%</b>

Commodity	Common Use	Energy Use	Energy Use / Area	Total Cost	Cost / Unit	Cost / Area
Place: [TENNISCENTER_2] TENNIS CENTER 000 [BUILDING]						
Area: 3,867 SqFt						
Billing Period: Apr 2019						
ELECTRIC	645.00 kWh	2,201 KBtu	0.569 KBtu/SqFt	\$256.79	\$0.398 /kWh	\$0.066 /SqFt
NATURALGAS	0.00 CCF	0 KBtu	0.000 KBtu/SqFt	\$134.05	\$0.000 /CCF	\$0.035 /SqFt
SEWER	0.00 CCF			\$100.73	\$0.000 /CCF	\$0.026 /SqFt
WATER	1.00 CCF			\$26.21	\$26.210 /CCF	\$0.007 /SqFt
<b>Totals:</b>		<b>2,201 KBtu</b>	<b>0.569 KBtu/SqFt</b>	<b>\$517.78</b>		

## Energy

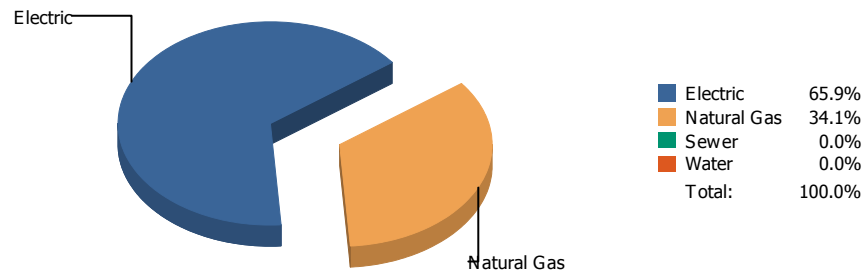


## Cost

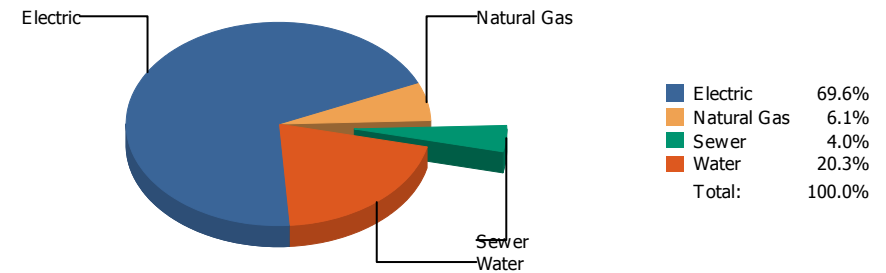


Commodity	Common Use	Energy Use	Energy Use / Area	Total Cost	Cost / Unit	Cost / Area
Place: [TERRACE] TERRACE HILLS 048 [BUILDING]						
Area: 138,021 SqFt						
Billing Period: Apr 2019						
ELECTRIC	19,200.00 kWh	65,510 KBtu	0.475 KBtu/SqFt	\$1,983.58	\$0.103 /kWh	\$0.014 /SqFt
NATURALGAS	1,285.00 CCF	132,355 KBtu	0.959 KBtu/SqFt	\$824.08	\$0.641 /CCF	\$0.006 /SqFt
WATER	0.00 CCF			\$56.66	\$0.000 /CCF	\$0.000 /SqFt
<b>Totals:</b>		<b>197,865 KBtu</b>	<b>1.434 KBtu/SqFt</b>	<b>\$2,864.32</b>		

## Energy

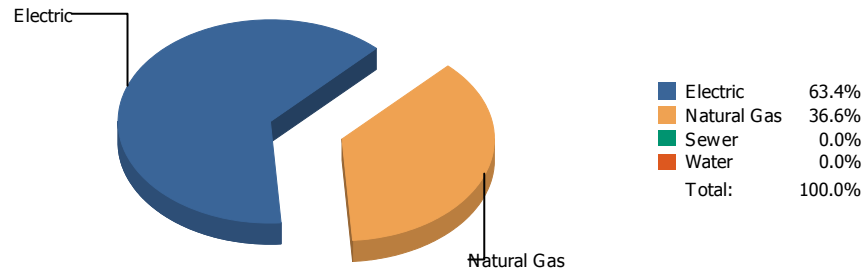


## Cost

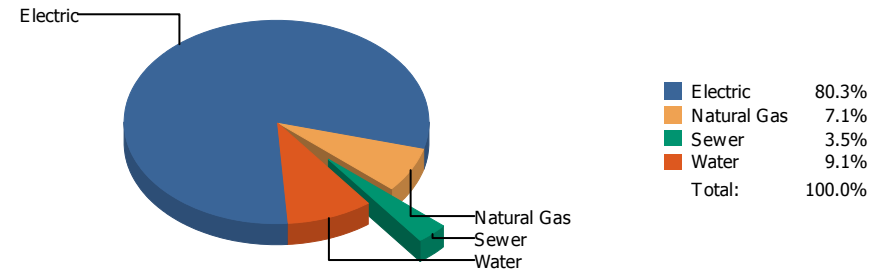


Commodity	Common Use	Energy Use	Energy Use / Area	Total Cost	Cost / Unit	Cost / Area
<b>Place: [TIPPENELEMENTARY] TIPPIN ELEMENTARY 168 [BUILDING]</b>						
<b>Area: 88,360 SqFt</b>						
<b>Billing Period: Apr 2019</b>						
ELECTRIC	71,040.00 kWh	242,388 KBtu	2.743 KBtu/SqFt	\$7,247.71	\$0.102 /kWh	\$0.082 /SqFt
NATURALGAS	1,217.00 CCF	125,351 KBtu	1.419 KBtu/SqFt	\$635.37	\$0.522 /CCF	\$0.007 /SqFt
SEWER	96.00 CCF			\$420.43	\$4.379 /CCF	\$0.005 /SqFt
WATER	349.00 CCF			\$2,116.69	\$6.065 /CCF	\$0.024 /SqFt
<b>Totals:</b>		<b>367,739 KBtu</b>	<b>4.162 KBtu/SqFt</b>	<b>\$10,420.20</b>		

## Energy

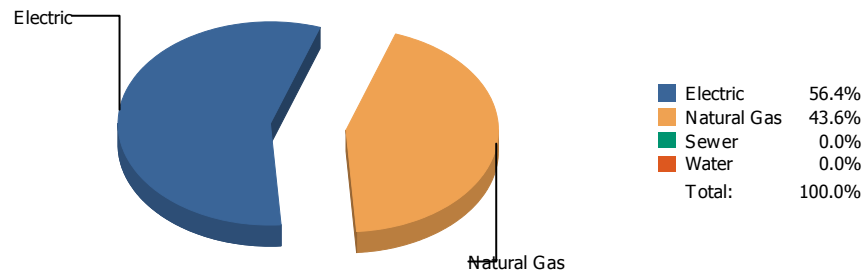


## Cost

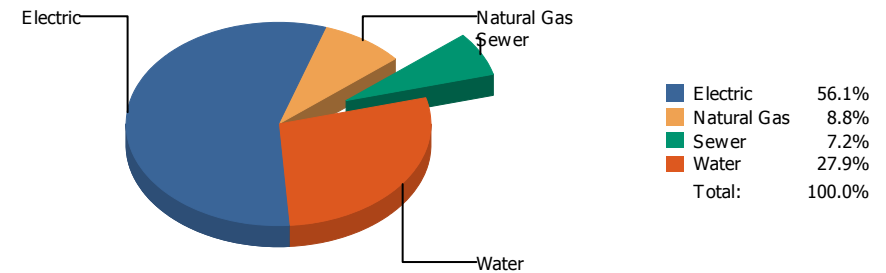


Commodity	Common Use	Energy Use	Energy Use / Area	Total Cost	Cost / Unit	Cost / Area
Place: [TOMLEA_2] TOM LEA 178 [BUILDING]						
Area: 88,828 SqFt						
Billing Period: Apr 2019						
ELECTRIC	82,480.00 kWh	281,422 KBtu	3.168 KBtu/SqFt	\$9,018.65	\$0.109 /kWh	\$0.101 /SqFt
NATURALGAS	1,574.00 CCF	162,122 KBtu	1.825 KBtu/SqFt	\$799.40	\$0.508 /CCF	\$0.009 /SqFt
SEWER	81.00 CCF			\$389.53	\$4.809 /CCF	\$0.004 /SqFt
WATER	199.00 CCF			\$1,019.22	\$5.122 /CCF	\$0.011 /SqFt
<b>Totals:</b>		<b>443,544 KBtu</b>	<b>4.993 KBtu/SqFt</b>	<b>\$11,226.80</b>		

## Energy



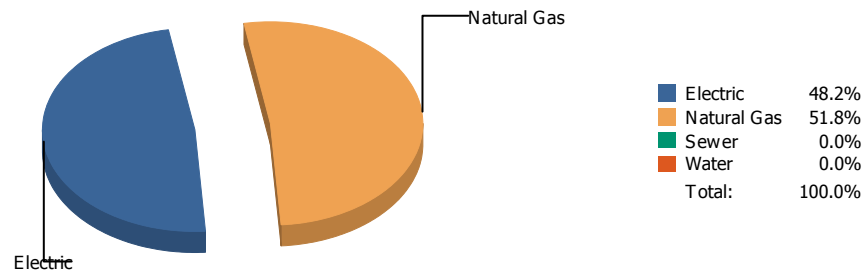
## Cost



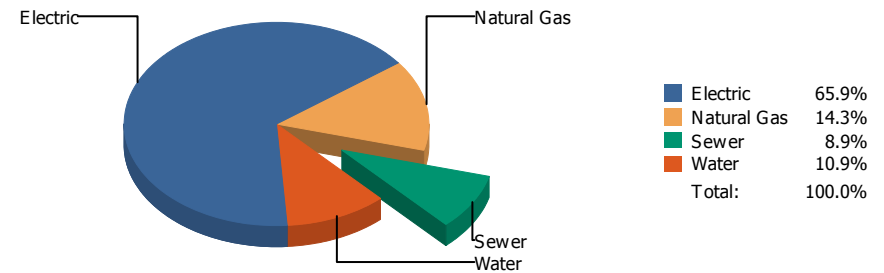
Commodity	Common Use	Energy Use	Energy Use / Area	Total Cost	Cost / Unit	Cost / Area
<b>Place: [TRAVIS] TRAVIS      143 [BUILDING]</b> <b>Area: 78,925 SqFt</b> <b>Billing Period: Apr 2019</b>						
ELECTRIC	27,000.00 kWh	92,124 KBtu	1.167 KBtu/SqFt	\$2,754.49	\$0.102 /kWh	\$0.035 /SqFt
NATURALGAS	691.00 CCF	71,173 KBtu	0.902 KBtu/SqFt	\$432.18	\$0.625 /CCF	\$0.005 /SqFt
SEWER	84.00 CCF			\$353.83	\$4.212 /CCF	\$0.004 /SqFt
WATER	299.00 CCF			\$1,371.32	\$4.586 /CCF	\$0.017 /SqFt
<b>Totals:</b>		<b>163,297 KBtu</b>	<b>2.069 KBtu/SqFt</b>	<b>\$4,911.82</b>		



## Energy

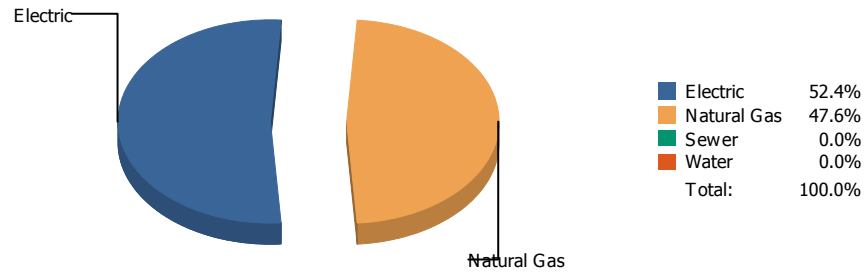


## Cost

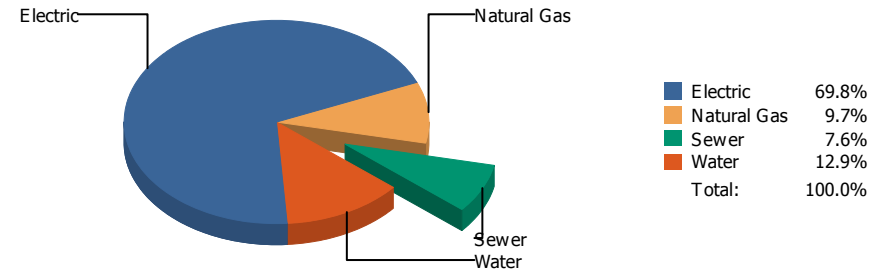


Commodity	Common Use	Energy Use	Energy Use / Area	Total Cost	Cost / Unit	Cost / Area
<b>Place: [VILAS] VILAS      144 [BUILDING]</b> <b>Area: 66,992 SqFt</b> <b>Billing Period: Apr 2019</b>						
ELECTRIC	32,742.00 kWh	111,716 KBtu	1.668 KBtu/SqFt	\$4,151.57	\$0.127 /kWh	\$0.062 /SqFt
NATURALGAS	1,164.00 CCF	119,892 KBtu	1.790 KBtu/SqFt	\$902.94	\$0.776 /CCF	\$0.013 /SqFt
SEWER	75.00 CCF			\$557.42	\$7.432 /CCF	\$0.008 /SqFt
WATER	105.00 CCF			\$684.52	\$6.519 /CCF	\$0.010 /SqFt
<b>Totals:</b>		<b>231,608 KBtu</b>	<b>3.457 KBtu/SqFt</b>	<b>\$6,296.45</b>		

## Energy

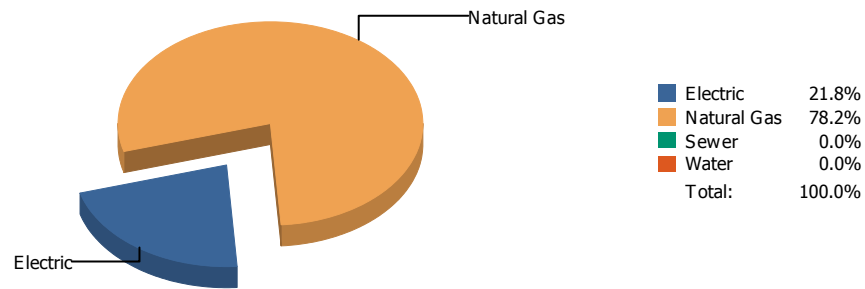


## Cost

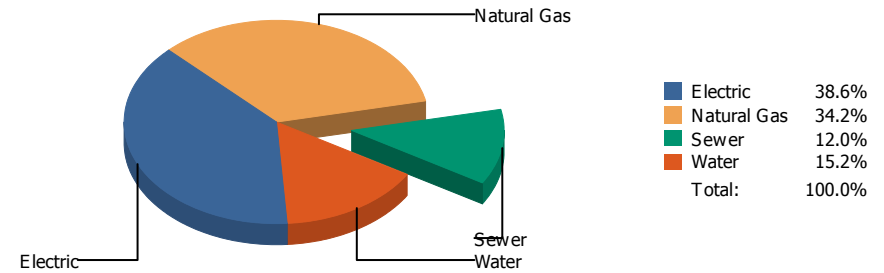


Commodity	Common Use	Energy Use	Energy Use / Area	Total Cost	Cost / Unit	Cost / Area
Place: [W HILLS] WESTERN HILLS 146 [BUILDING]						
Area: 77,753 SqFt						
Billing Period: Apr 2019						
ELECTRIC	35,520.00 kWh	121,194 KBtu	1.559 KBtu/SqFt	\$4,170.39	\$0.117 /kWh	\$0.054 /SqFt
NATURALGAS	1,071.00 CCF	110,313 KBtu	1.419 KBtu/SqFt	\$576.62	\$0.538 /CCF	\$0.007 /SqFt
SEWER	54.00 CCF			\$454.20	\$8.411 /CCF	\$0.006 /SqFt
WATER	188.00 CCF			\$769.34	\$4.092 /CCF	\$0.010 /SqFt
<b>Totals:</b>		<b>231,507 KBtu</b>	<b>2.977 KBtu/SqFt</b>	<b>\$5,970.55</b>		

## Energy



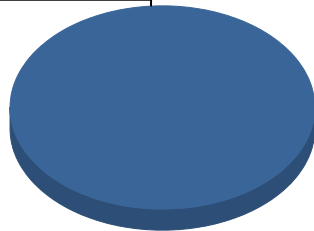
## Cost



Commodity	Common Use	Energy Use	Energy Use / Area	Total Cost	Cost / Unit	Cost / Area
<b>Place: [WAINWRIG] WAINWRIGHT 145 [BUILDING]</b> <b>Area: 38,227 SqFt</b> <b>Billing Period: Apr 2019</b>						
ELECTRIC	8,512.00 kWh	29,043 KBtu	0.760 KBtu/SqFt	\$796.40	\$0.094 /kWh	\$0.021 /SqFt
NATURALGAS	1,014.00 CCF	104,442 KBtu	2.732 KBtu/SqFt	\$704.84	\$0.695 /CCF	\$0.018 /SqFt
SEWER	22.00 CCF			\$246.78	\$11.217 /CCF	\$0.006 /SqFt
WATER	40.00 CCF			\$314.26	\$7.857 /CCF	\$0.008 /SqFt
<b>Totals:</b>		<b>133,485 KBtu</b>	<b>3.492 KBtu/SqFt</b>	<b>\$2,062.28</b>		

## Energy

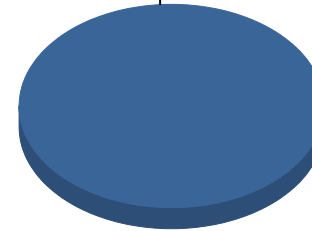
Electric



■ Electric 100.0%  
Total: 100.0%

## Cost

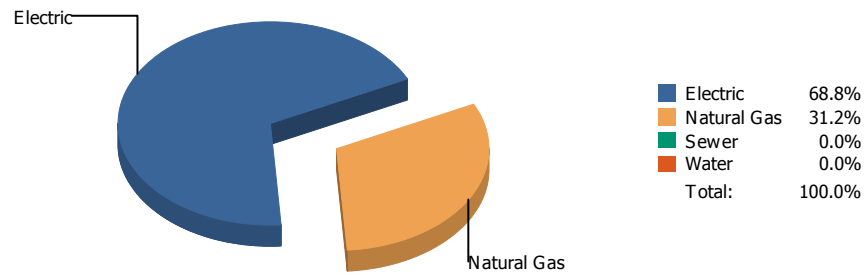
Electric



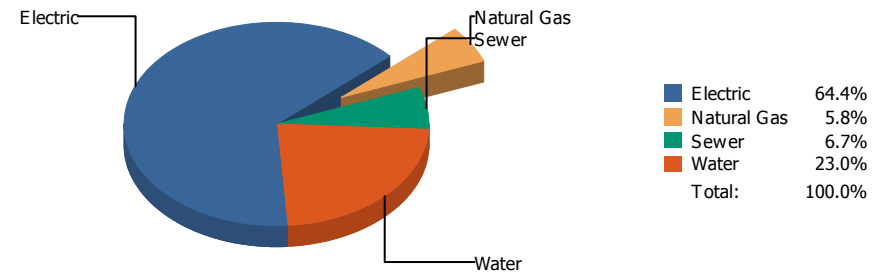
■ Electric 100.0%  
Total: 100.0%

Commodity	Common Use	Energy Use	Energy Use / Area	Total Cost	Cost / Unit	Cost / Area
Place: [WESTSIDE] WESTSIDE TRANSPORTATION 951 [BUILDING]						
Area: 4,040 SqFt						
Billing Period: Apr 2019						
ELECTRIC	2,879.00 kWh	9,823 KBtu	2.431 KBtu/SqFt	\$326.09	\$0.113 /kWh	\$0.081 /SqFt
<b>Totals:</b>		<b>9,823 KBtu</b>	<b>2.431 KBtu/SqFt</b>	<b>\$326.09</b>		

## Energy

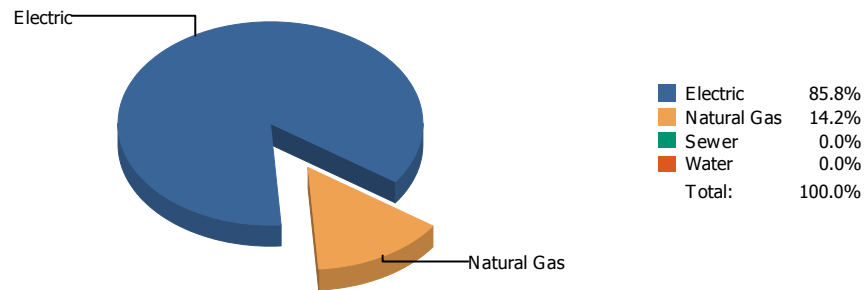


## Cost

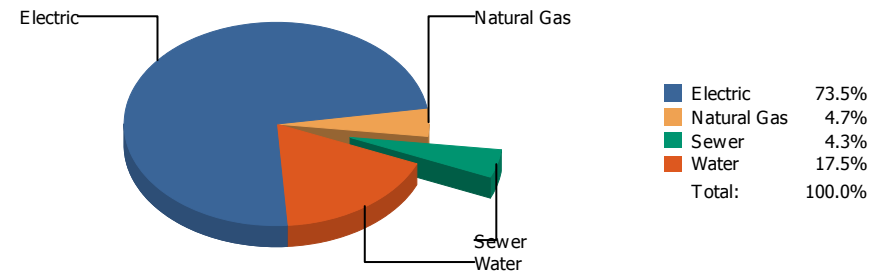


Commodity	Common Use	Energy Use	Energy Use / Area	Total Cost	Cost / Unit	Cost / Area
Place: [WHITAKER] WHITAKER 153 [BUILDING]						
Area: 89,458 SqFt						
Billing Period: Apr 2019						
ELECTRIC	81,960.00 kWh	279,648 KBtu	3.126 KBtu/SqFt	\$7,238.63	\$0.088 /kWh	\$0.081 /SqFt
NATURALGAS	1,233.00 CCF	126,999 KBtu	1.420 KBtu/SqFt	\$657.60	\$0.533 /CCF	\$0.007 /SqFt
SEWER	211.00 CCF			\$758.06	\$3.593 /CCF	\$0.008 /SqFt
WATER	785.00 CCF			\$2,588.35	\$3.297 /CCF	\$0.029 /SqFt
<b>Totals:</b>		<b>406,647 KBtu</b>	<b>4.546 KBtu/SqFt</b>	<b>\$11,242.64</b>		

## Energy

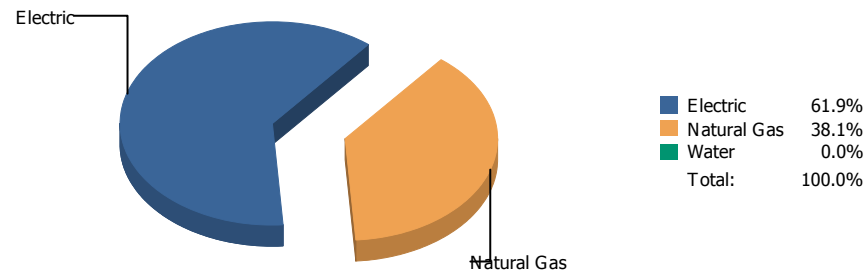


## Cost

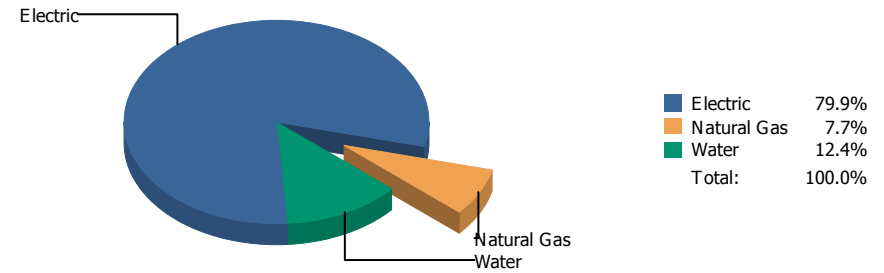


Commodity	Common Use	Energy Use	Energy Use / Area	Total Cost	Cost / Unit	Cost / Area
<b>Place: [WHITE] ZACH WHITE ELEMENTARY NEW-1997 [BUILDING]</b>						
<b>Area: 92,458 SqFt</b>						
<b>Billing Period: Apr 2019</b>						
ELECTRIC	56,400.00 kWh	192,437 KBtu	2.081 KBtu/SqFt	\$6,322.23	\$0.112 /kWh	\$0.068 /SqFt
NATURALGAS	310.00 CCF	31,930 KBtu	0.345 KBtu/SqFt	\$399.86	\$1.290 /CCF	\$0.004 /SqFt
SEWER	82.00 CCF			\$370.38	\$4.517 /CCF	\$0.004 /SqFt
WATER	282.00 CCF			\$1,504.68	\$5.336 /CCF	\$0.016 /SqFt
<b>Totals:</b>		<b>224,367 KBtu</b>	<b>2.427 KBtu/SqFt</b>	<b>\$8,597.15</b>		

## Energy



## Cost



Commodity	Common Use	Energy Use	Energy Use / Area	Total Cost	Cost / Unit	Cost / Area
Place: [WIGGS] WIGGS 052 [BUILDING]						
Area: 110,689 SqFt						
Billing Period: Apr 2019						
ELECTRIC	48,240.00 kWh	164,595 KBtu	1.487 KBtu/SqFt	\$5,735.09	\$0.119 /kWh	\$0.052 /SqFt
NATURALGAS	985.00 CCF	101,455 KBtu	0.917 KBtu/SqFt	\$554.45	\$0.563 /CCF	\$0.005 /SqFt
WATER	194.00 CCF			\$890.69	\$4.591 /CCF	\$0.008 /SqFt
<b>Totals:</b>		<b>266,050 KBtu</b>	<b>2.404 KBtu/SqFt</b>	<b>\$7,180.23</b>		

## Energy

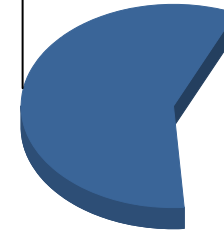
Electric



■ Electric 100.0%  
 ■ Natural Gas 0.0%  
 Total: 100.0%

## Cost

Electric



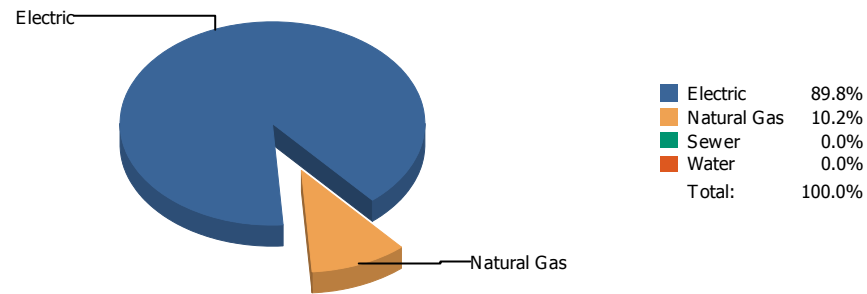
■ Electric 57.8%  
 ■ Natural Gas 42.2%  
 Total: 100.0%

Natural Gas

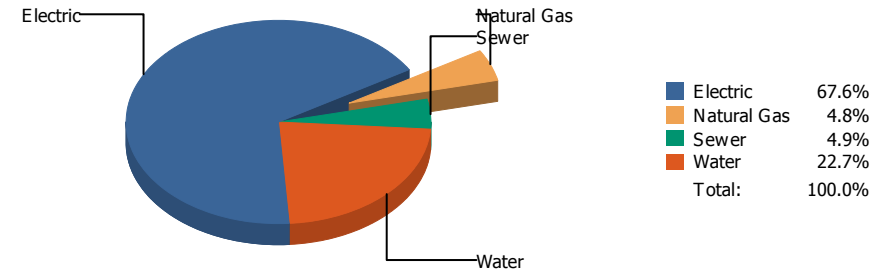
Commodity	Common Use	Energy Use	Energy Use / Area	Total Cost	Cost / Unit	Cost / Area
Place: [ZANEGREYWAREHOUSE] ZANE GREY WAREHOUSE [BUILDING]						
Area: 0 SqFt						
Billing Period: Apr 2019						
ELECTRIC	557.00 kWh	1,900 KBtu		\$73.22	\$0.131 /kWh	
NATURALGAS	0.00 CCF	0 KBtu		\$53.47	\$0.000 /CCF	
<b>Totals:</b>		<b>1,900 KBtu</b>		<b>\$126.69</b>		



## Energy



## Cost



Commodity	Common Use	Energy Use	Energy Use / Area	Total Cost	Cost / Unit	Cost / Area
<b>Place: [ZAVALA] ZAVALA      148 [BUILDING]</b> <b>Area: 53,356 SqFt</b> <b>Billing Period: Apr 2019</b>						
ELECTRIC	25,750.00 kWh	87,859 KBtu	1.647 KBtu/SqFt	\$2,446.08	\$0.095 /kWh	\$0.046 /SqFt
NATURALGAS	97.00 CCF	9,991 KBtu	0.187 KBtu/SqFt	\$175.26	\$1.807 /CCF	\$0.003 /SqFt
SEWER	37.00 CCF			\$176.95	\$4.782 /CCF	\$0.003 /SqFt
WATER	131.00 CCF			\$819.60	\$6.256 /CCF	\$0.015 /SqFt
<b>Totals:</b>		<b>97,850 KBtu</b>	<b>1.834 KBtu/SqFt</b>	<b>\$3,617.89</b>		

## Energy

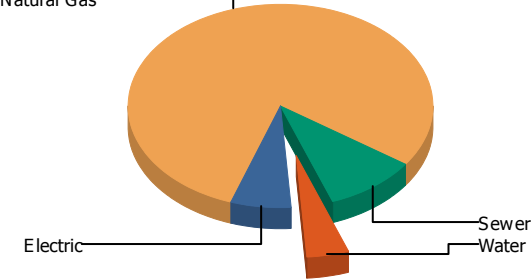
Electric



Electric	100.0%
Natural Gas	0.0%
Sewer	0.0%
Water	0.0%
Total:	100.0%

## Cost

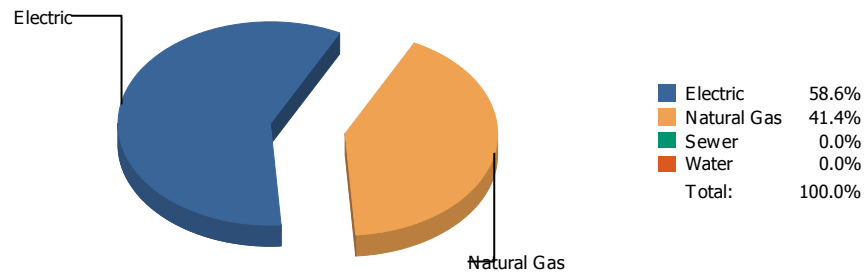
Natural Gas



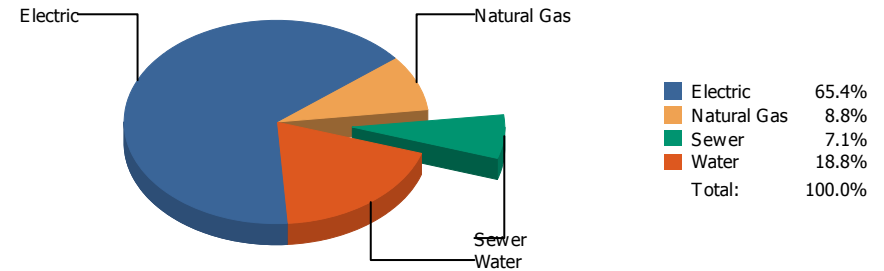
Electric	6.4%
Natural Gas	79.5%
Sewer	9.7%
Water	4.4%
Total:	100.0%

Commodity	Common Use	Energy Use	Energy Use / Area	Total Cost	Cost / Unit	Cost / Area
Place: [ZUNI] ZUNI COTTAGES 952 [BUILDING]						
Area: 3,505 SqFt						
Billing Period: Apr 2019						
ELECTRIC	5.00 kWh	17 KBtu	0.005 KBtu/SqFt	\$21.50	\$4.300 /kWh	\$0.006 /SqFt
NATURALGAS	0.00 CCF	0 KBtu	0.000 KBtu/SqFt	\$268.10	\$0.000 /CCF	\$0.076 /SqFt
SEWER	0.00 CCF			\$32.70	\$0.000 /CCF	\$0.009 /SqFt
WATER	0.00 CCF			\$14.90	\$0.000 /CCF	\$0.004 /SqFt
<b>Totals:</b>		<b>17 KBtu</b>	<b>0.005 KBtu/SqFt</b>	<b>\$337.20</b>		

## Energy



## Cost



Commodity	Common Use	Energy Use	Energy Use / Area	Total Cost	Cost / Unit	Cost / Area
<b>Place Summary Report</b>						
<b>Area: 10,738,664 SqFt</b>						
<b>Billing Period: Apr 2019</b>						
ELECTRIC	5,526,039.00 kWh	18,854,845 KBtu	1.756 KBtu/SqFt	\$578,097.93	\$0.105 /kWh	\$0.054 /SqFt
NATURALGAS	129,448.00 CCF	13,333,144 KBtu	1.242 KBtu/SqFt	\$77,438.42	\$0.598 /CCF	\$0.007 /SqFt
SEWER	16,948.00 CCF			\$62,639.89	\$3.696 /CCF	\$0.006 /SqFt
WATER	40,023.00 CCF			\$165,935.75	\$4.146 /CCF	\$0.015 /SqFt
<b>Totals:</b>		<b>32,187,989 KBtu</b>	<b>2.997 KBtu/SqFt</b>	<b>\$884,111.99</b>		

\* Please note per area calculations only include buildings with a floor area greater than 0.

**Requested by:** eagarci2

**Client version:**

**Report version:** 9

**Filters:** Meters in Building Name: Not one of ZACH WHITE MODULAR SCHOOL 147;START SCHOOL EARLY 1 DAY VALUE;STADIUM RATE CHANGES;SKY PARK  
IB1;SKY PARK I 200;SKY PARK;ROOSEVELT 137;REMCON COTTAGES;PARKDALE COTTAGES 957;NORTHEAST BOOK DEPOSITORY 814;NEW  
COMPUTERS SINCE JUNE 1990;Lighting;HERCULES COTTAGES 141A;Butterfield Trail Warehouse;BRANON COTTAGES 955;BLUE FLAME  
BLDG.;BARCELONA COTTAGES;ALL REFUNDS AND REBATES; ; Bill is Void Equals 0; Account is Active Equals 1; Bill is from External Vendor Equals 1; ; Billing Period  
Equals Apr 2019

**Record count:** 0