

el Paso

Energy CAP

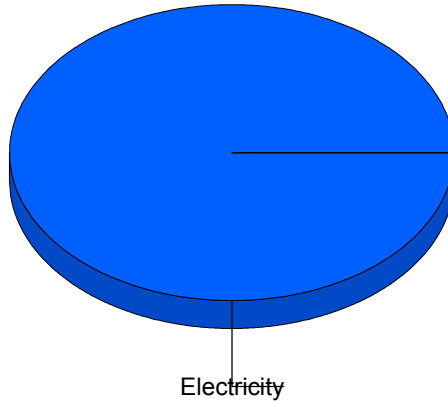
Cost Avoidance Program

Cost Summary Graph

Grouped by Energy Type

Energy Type	Use	Units	Meter Cost	Special Charges	Total Cost	Avg Unit Cost	% of Total Cost
Site: ALAMO ELEMENTARY SCH - ALAMO ELEMENTARY SCH							
Electricity	4,500	KWH	\$558.52	\$0.00	\$558.52	0.1241	100.00%
Total Cost:			\$558.52	\$0.00	\$558.52		

For ALAMO
ELEMENTARY
SCH



■ Electricity	100.0%
Total:	100.0%

Filters: Cost Center Name Not Equal To DoNotReport; Billing Period Equal To 201504All Meter CodesAll Group Names

elpaso

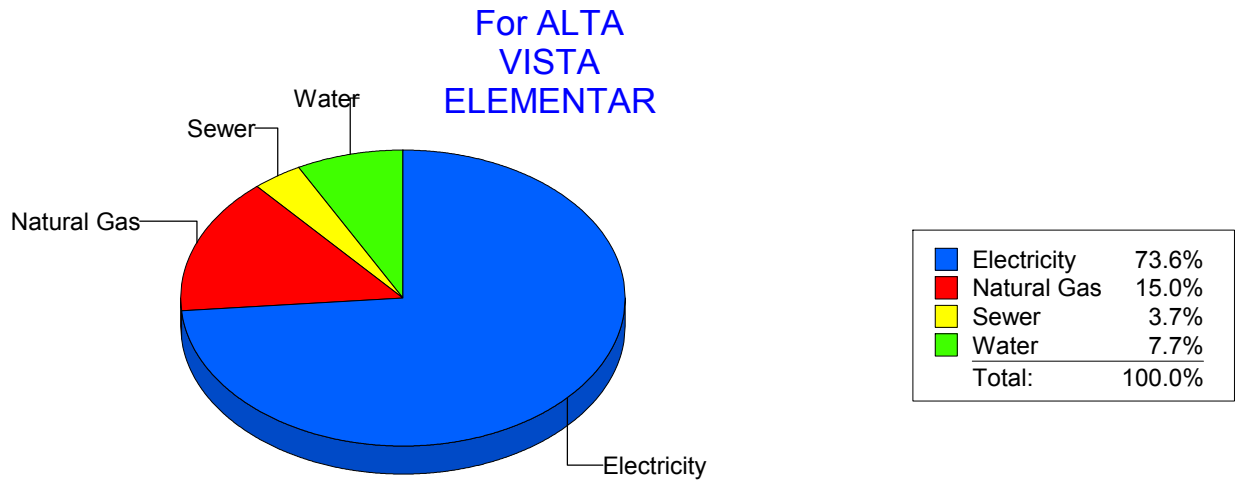
Energy CAP

Cost Avoidance Program

Cost Summary Graph

Grouped by Energy Type

Energy Type	Use	Units	Meter Cost	Special Charges	Total Cost	Avg Unit Cost	% of Total Cost
Site: ALTA VISTA ELEMENTAR - ALTA VISTA ELEMENTAR							
Electricity	30,900	KWH	\$3,259.54	\$0.00	\$3,259.54	0.1055	73.57%
Natural Gas	918	CCF	\$666.31	\$0.00	\$666.31	0.7258	15.04%
Water	133	CCF	\$339.92	\$0.00	\$339.92	2.5558	7.67%
Sewer	64	CCF	\$164.83	\$0.00	\$164.83	2.5755	3.72%
Total Cost:			\$4,430.60	\$0.00	\$4,430.60		



Filters: Cost Center Name Not Equal To DoNotReport; Billing Period Equal To 201504All Meter CodesAll Group Names

elpaso

Energy CAP

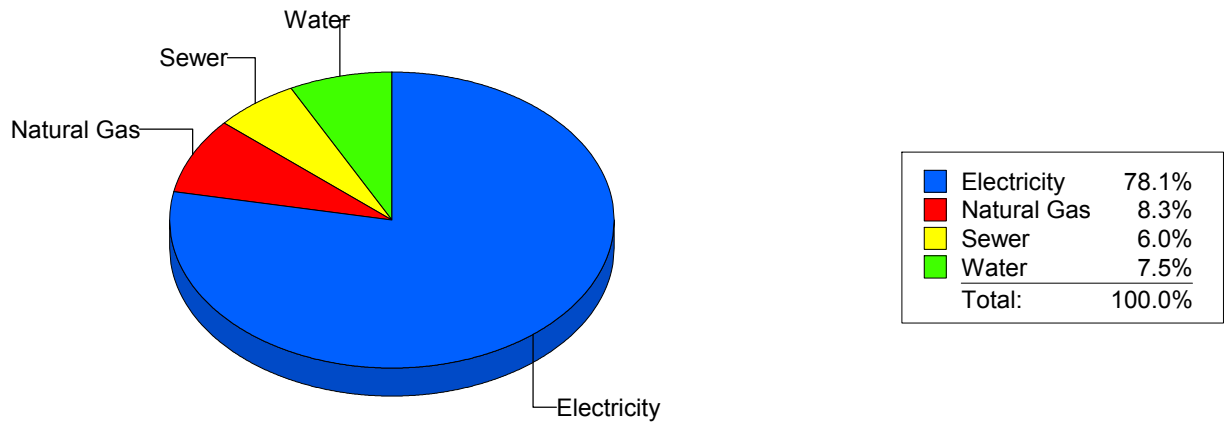
Cost Avoidance Program

Cost Summary Graph

Grouped by Energy Type

Energy Type	Use	Units	Meter Cost	Special Charges	Total Cost	Avg Unit Cost	% of Total Cost
Site: ANDRESS HIGH SCHOOL - ANDRESS HIGH SCHOOL							
Electricity	132,414	KWH	\$14,650.40	\$0.00	\$14,650.40	0.1106	78.13%
Natural Gas	2,394	CCF	\$1,557.77	\$0.00	\$1,557.77	0.6507	8.31%
Water	844	CCF	\$1,414.48	\$0.00	\$1,414.48	1.6759	7.54%
Sewer	649	CCF	\$1,127.75	\$0.00	\$1,127.75	1.7377	6.01%
Total Cost:			\$18,750.40	\$0.00	\$18,750.40		

For ANDRESS HIGH SCHOOL



Filters: Cost Center Name Not Equal To DoNotReport; Billing Period Equal To 201504All Meter CodesAll Group Names

elpaso

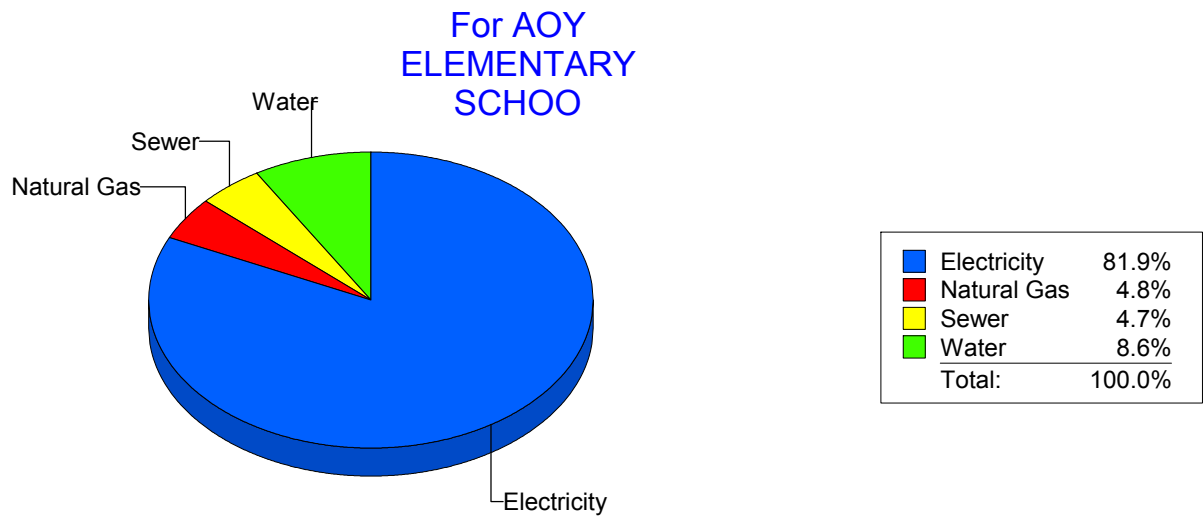
Energy CAP

Cost Avoidance Program

Cost Summary Graph

Grouped by Energy Type

Energy Type	Use	Units	Meter Cost	Special Charges	Total Cost	Avg Unit Cost	% of Total Cost
Site: AOY ELEMENTARY SCHOO - AOY ELEMENTARY SCHOO							
Electricity	69,344	KWH	\$7,220.43	\$0.00	\$7,220.43	0.1041	81.88%
Natural Gas	480	CCF	\$421.36	\$0.00	\$421.36	0.8778	4.78%
Water	211	CCF	\$762.82	\$0.00	\$762.82	3.6153	8.65%
Sewer	73	CCF	\$414.13	\$0.00	\$414.13	5.6730	4.70%
Total Cost:			\$8,818.74	\$0.00	\$8,818.74		



Filters: Cost Center Name Not Equal To DoNotReport; Billing Period Equal To 201504All Meter CodesAll Group Names

el paso

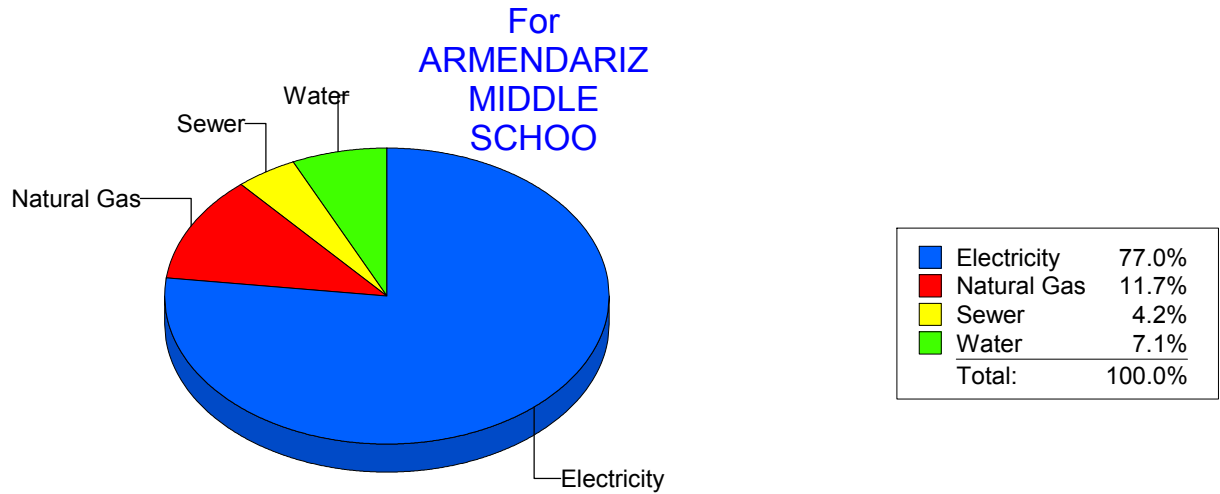
Energy CAP

Cost Avoidance Program

Cost Summary Graph

Grouped by Energy Type

Energy Type	Use	Units	Meter Cost	Special Charges	Total Cost	Avg Unit Cost	% of Total Cost
Site: ARMENDARIZ MIDDLE SCHOO - ARMENDARIZ MIDDLE SCHOO							
Electricity	307 KWH		\$8,974.54	\$0.00	\$8,974.54	29.2330	77.00%
Natural Gas	2,334 CCF		\$1,365.52	\$0.00	\$1,365.52	0.5851	11.72%
Water	328 CCF		\$823.68	\$0.00	\$823.68	2.5112	7.07%
Sewer	164 CCF		\$491.93	\$0.00	\$491.93	2.9996	4.22%
Total Cost:			\$11,655.67	\$0.00	\$11,655.67		



Filters: Cost Center Name Not Equal To DoNotReport; Billing Period Equal To 201504All Meter CodesAll Group Names

elpaso

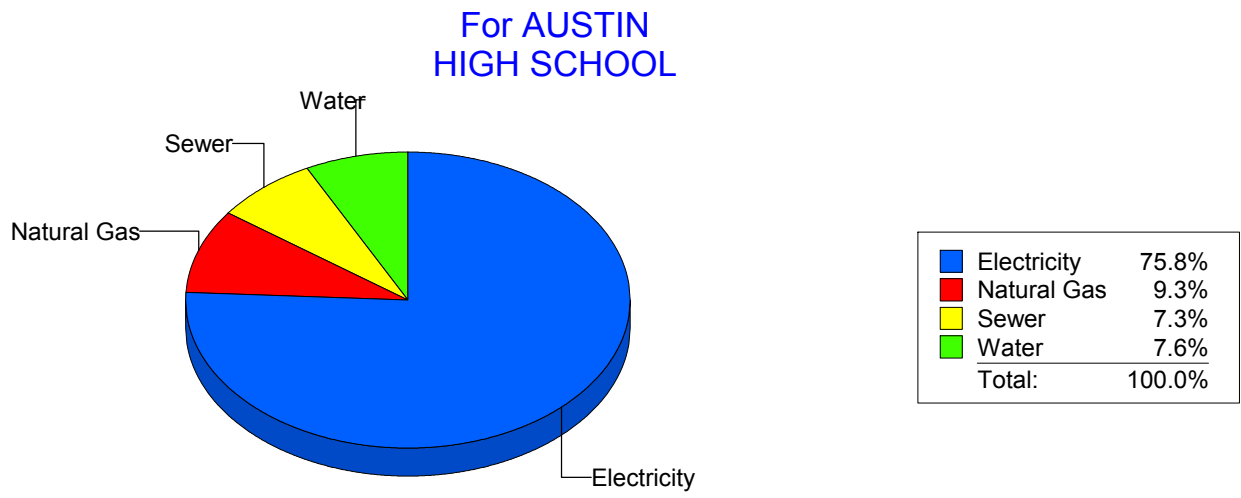
Energy CAP

Cost Avoidance Program

Cost Summary Graph

Grouped by Energy Type

Energy Type	Use	Units	Meter Cost	Special Charges	Total Cost	Avg Unit Cost	% of Total Cost
Site: AUSTIN HIGH SCHOOL - AUSTIN HIGH SCHOOL							
Electricity	165,103	KWH	\$15,831.78	\$0.00	\$15,831.78	0.0959	75.79%
Natural Gas	3,110	CCF	\$1,943.86	\$0.00	\$1,943.86	0.6250	9.31%
Water	528	CCF	\$1,580.64	\$0.00	\$1,580.64	2.9936	7.57%
Sewer	604	CCF	\$1,534.04	\$0.00	\$1,534.04	2.5398	7.34%
Total Cost:			\$20,890.32	\$0.00	\$20,890.32		



Filters: Cost Center Name Not Equal To DoNotReport; Billing Period Equal To 201504All Meter CodesAll Group Names

elpaso

Energy CAP

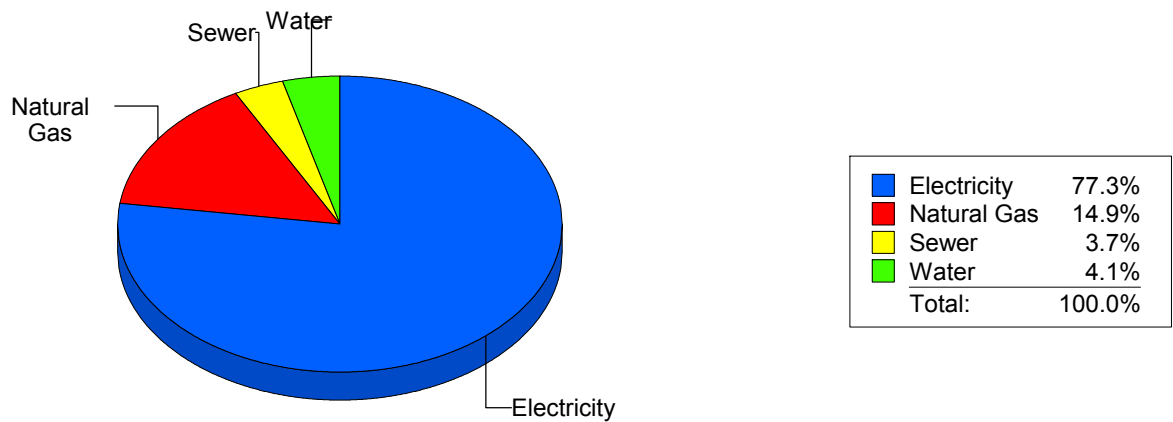
Cost Avoidance Program

Cost Summary Graph

Grouped by Energy Type

Energy Type	Use	Units	Meter Cost	Special Charges	Total Cost	Avg Unit Cost	% of Total Cost
Site: BARRON - BARRON							
Electricity	76,353	KWH	\$7,782.02	\$0.00	\$7,782.02	0.1019	77.27%
Natural Gas	2,431	CCF	\$1,499.98	\$0.00	\$1,499.98	0.6170	14.89%
Water	95	CCF	\$413.39	\$0.00	\$413.39	4.3515	4.10%
Sewer	68	CCF	\$376.04	\$0.00	\$376.04	5.5300	3.73%
Total Cost:			\$10,071.43	\$0.00	\$10,071.43		

For BARRON



Filters: Cost Center Name Not Equal To DoNotReport; Billing Period Equal To 201504All Meter CodesAll Group Names

elpaso

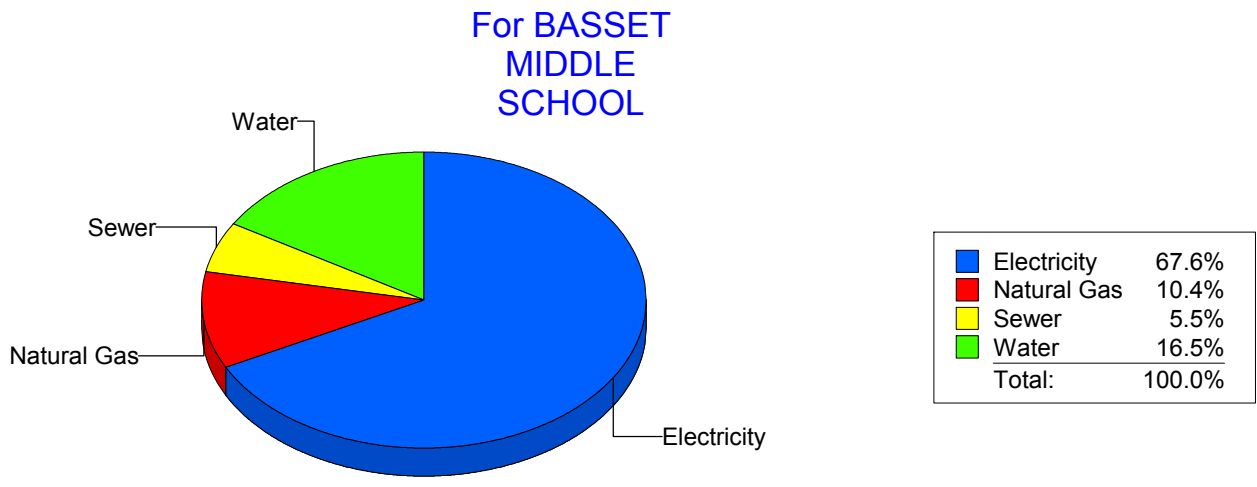
Energy CAP

Cost Avoidance Program

Cost Summary Graph

Grouped by Energy Type

Energy Type	Use	Units	Meter Cost	Special Charges	Total Cost	Avg Unit Cost	% of Total Cost
Site: BASSET MIDDLE SCHOOL - BASSET MIDDLE SCHOOL							
Electricity	67,238	KWH	\$7,000.82	\$0.00	\$7,000.82	0.1041	67.63%
Natural Gas	1,677	CCF	\$1,078.48	\$0.00	\$1,078.48	0.6431	10.42%
Water	684	CCF	\$1,707.45	\$0.00	\$1,707.45	2.4963	16.50%
Sewer	271	CCF	\$564.53	\$0.00	\$564.53	2.0831	5.45%
Total Cost:			\$10,351.28	\$0.00	\$10,351.28		



Filters: Cost Center Name Not Equal To DoNotReport; Billing Period Equal To 201504All Meter CodesAll Group Names

el paso

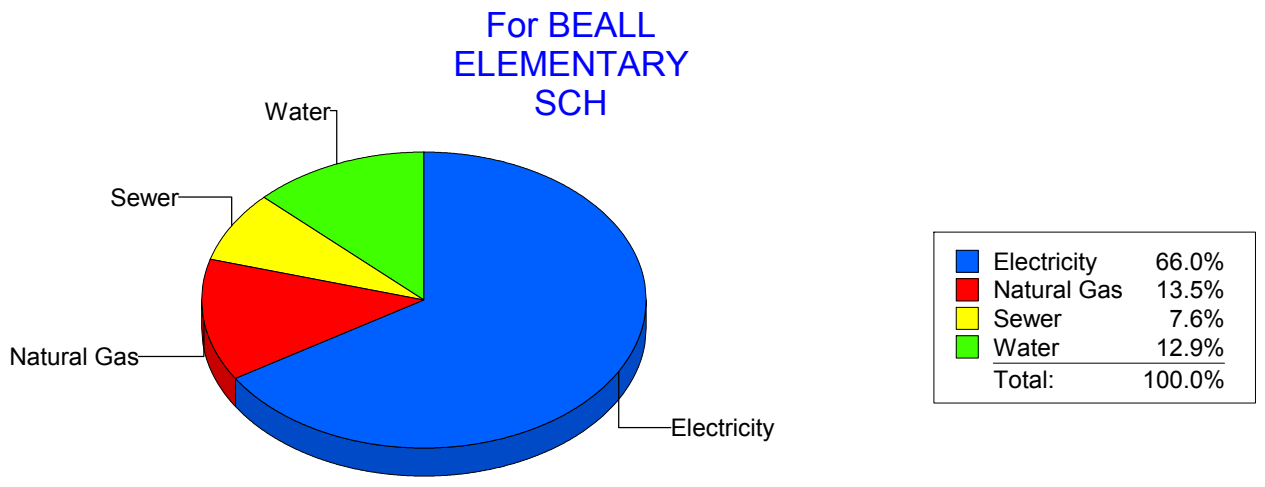
Energy CAP

Cost Avoidance Program

Cost Summary Graph

Grouped by Energy Type

Energy Type	Use	Units	Meter Cost	Special Charges	Total Cost	Avg Unit Cost	% of Total Cost
Site: BEALL ELEMENTARY SCH - BEALL ELEMENTARY SCH							
Electricity	25,230	KWH	\$2,486.45	\$0.00	\$2,486.45	0.0986	66.05%
Natural Gas	633	CCF	\$509.27	\$0.00	\$509.27	0.8045	13.53%
Water	178	CCF	\$484.56	\$0.00	\$484.56	2.7222	12.87%
Sewer	83	CCF	\$284.41	\$0.00	\$284.41	3.4266	7.55%
Total Cost:			\$3,764.69	\$0.00	\$3,764.69		



Filters: Cost Center Name Not Equal To DoNotReport; Billing Period Equal To 201504All Meter CodesAll Group Names

elpaso

Energy CAP

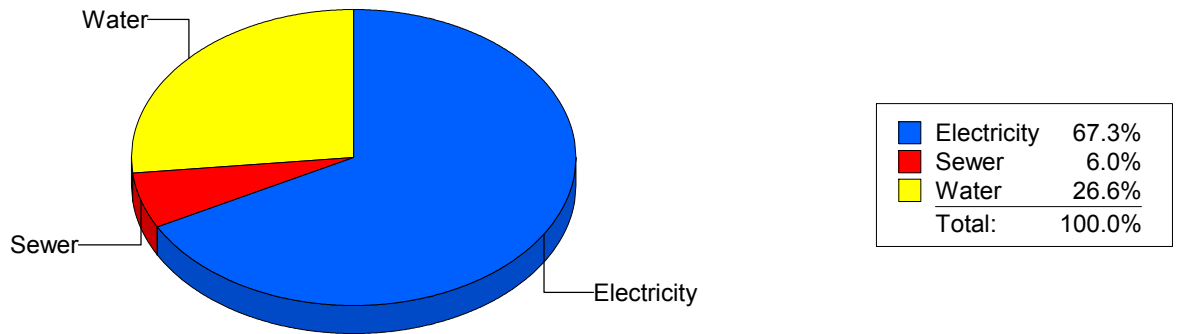
Cost Avoidance Program

Cost Summary Graph

Grouped by Energy Type

Energy Type	Use	Units	Meter Cost	Special Charges	Total Cost	Avg Unit Cost	% of Total Cost
Site: BLISS ELEMENTARY - BLISS ELEMENTARY							
Electricity		31,330 KWH	\$3,202.92	\$0.00	\$3,202.92	0.1022	67.34%
Water		349 CCF	\$1,266.12	\$0.00	\$1,266.12	3.6279	26.62%
Sewer		85 CCF	\$287.39	\$0.00	\$287.39	3.3811	6.04%
Total Cost:			\$4,756.43	\$0.00	\$4,756.43		

For BLISS ELEMENTARY



Filters: Cost Center Name Not Equal To DoNotReport; Billing Period Equal To 201504All Meter CodesAll Group Names

elpaso

Energy CAP

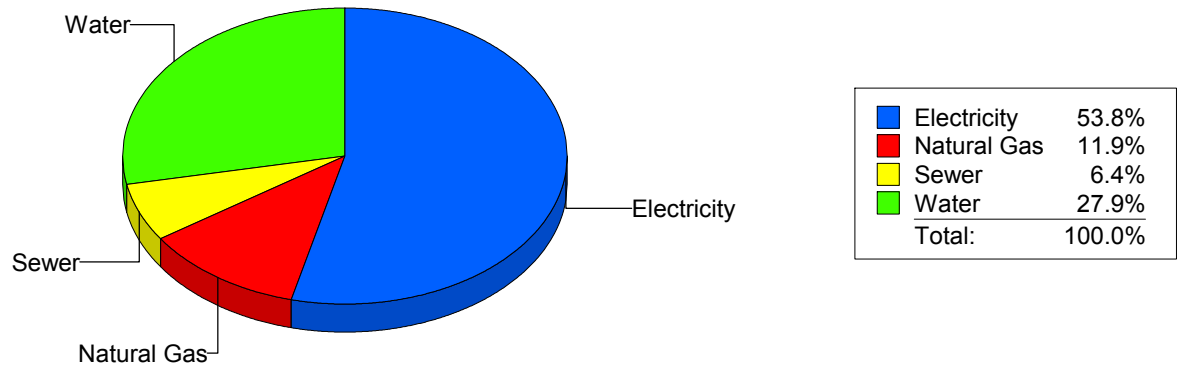
Cost Avoidance Program

Cost Summary Graph

Grouped by Energy Type

Energy Type	Use	Units	Meter Cost	Special Charges	Total Cost	Avg Unit Cost	% of Total Cost
Site: BOND - BOND ELEMENTARY							
Electricity	31,564	KWH	\$3,422.75	\$0.00	\$3,422.75	0.1084	53.77%
Natural Gas	1,079	CCF	\$754.53	\$0.00	\$754.53	0.6993	11.85%
Water	484	CCF	\$1,778.74	\$0.00	\$1,778.74	3.6751	27.95%
Sewer	120	CCF	\$409.01	\$0.00	\$409.01	3.4084	6.43%
Total Cost:			\$6,365.03	\$0.00	\$6,365.03		

For BOND ELEMENTARY



Filters: Cost Center Name Not Equal To DoNotReport; Billing Period Equal To 201504All Meter CodesAll Group Names

elpaso

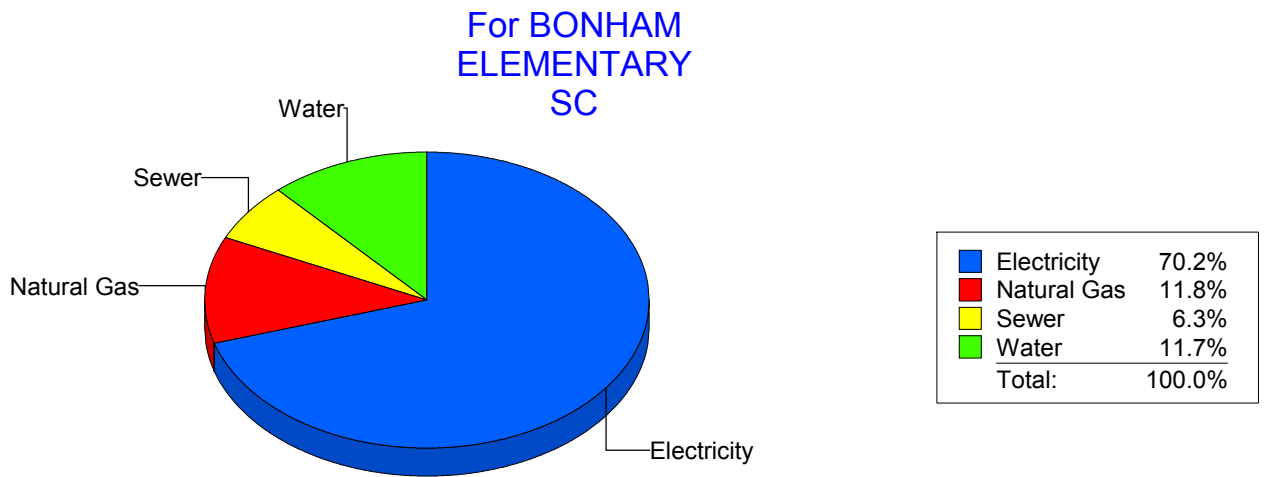
Energy CAP

Cost Avoidance Program

Cost Summary Graph

Grouped by Energy Type

Energy Type	Use	Units	Meter Cost	Special Charges	Total Cost	Avg Unit Cost	% of Total Cost
Site: BONHAM ELEMENTARY SC - BONHAM ELEMENTARY SC							
Electricity	26,036	KWH	\$3,195.57	\$0.00	\$3,195.57	0.1227	70.21%
Natural Gas	829	CCF	\$536.29	\$0.00	\$536.29	0.6469	11.78%
Water	140	CCF	\$534.38	\$0.00	\$534.38	3.8170	11.74%
Sewer	98	CCF	\$285.08	\$0.00	\$285.08	2.9090	6.26%
Total Cost:			\$4,551.32	\$0.00	\$4,551.32		



Filters: Cost Center Name Not Equal To DoNotReport; Billing Period Equal To 201504All Meter CodesAll Group Names

elpaso

Energy CAP

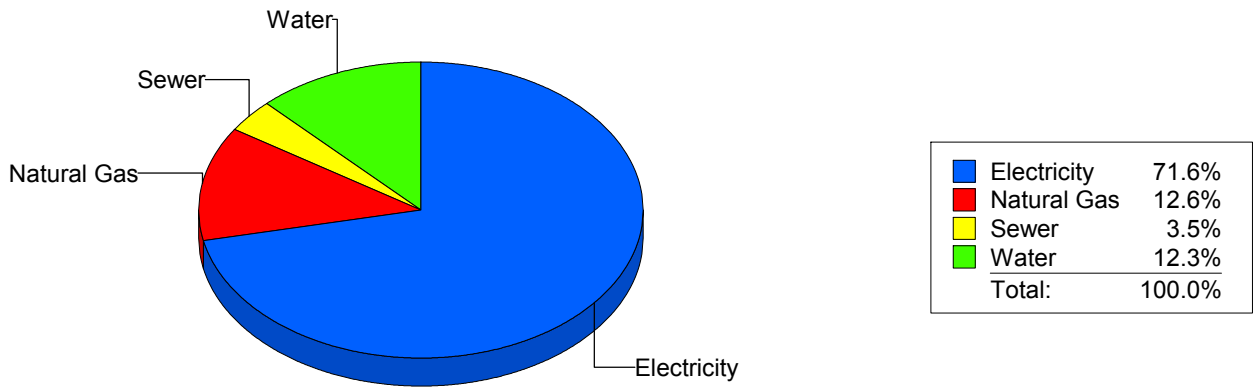
Cost Avoidance Program

Cost Summary Graph

Grouped by Energy Type

Energy Type	Use	Units	Meter Cost	Special Charges	Total Cost	Avg Unit Cost	% of Total Cost
Site: BOWIE HIGH SCHOOL - BOWIE HIGH SCHOOL							
Electricity	258,705	KWH	\$23,246.63	\$0.00	\$23,246.63	0.0899	71.56%
Natural Gas	7,244	CCF	\$4,099.69	\$0.00	\$4,099.69	0.5659	12.62%
Water	2,370	CCF	\$4,005.06	\$0.00	\$4,005.06	1.6899	12.33%
Sewer	441	CCF	\$1,134.87	\$0.00	\$1,134.87	2.5734	3.49%
Total Cost:			\$32,486.25	\$0.00	\$32,486.25		

For BOWIE HIGH SCHOOL



Filters: Cost Center Name Not Equal To DoNotReport; Billing Period Equal To 201504All Meter CodesAll Group Names

el Paso

Energy CAP

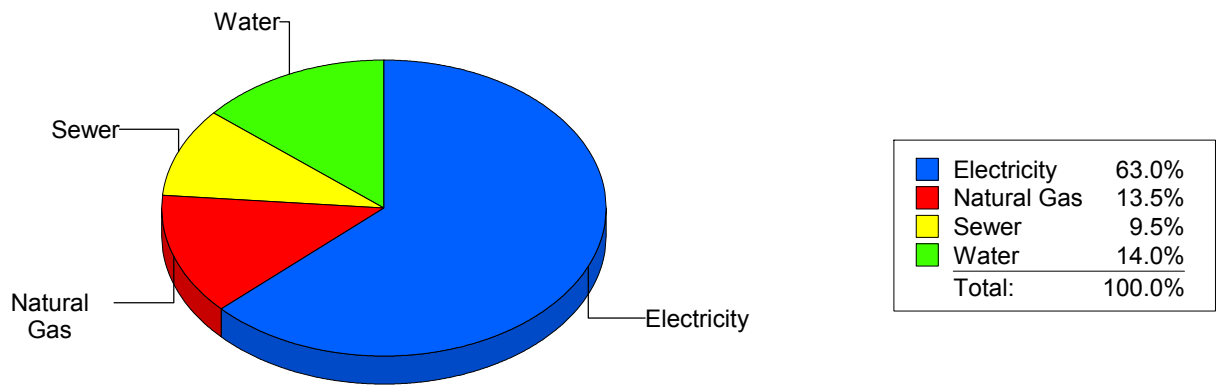
Cost Avoidance Program

Cost Summary Graph

Grouped by Energy Type

Energy Type	Use	Units	Meter Cost	Special Charges	Total Cost	Avg Unit Cost	% of Total Cost
Site: BRADLEY ELEMENTARY - BRADLEY ELEMENTARY							
Electricity	27,000	KWH	\$2,669.91	\$0.00	\$2,669.91	0.0989	63.02%
Natural Gas	890	CCF	\$569.89	\$0.00	\$569.89	0.6403	13.45%
Water	210	CCF	\$592.63	\$0.00	\$592.63	2.8220	13.99%
Sewer	105	CCF	\$404.02	\$0.00	\$404.02	3.8478	9.54%
Total Cost:			\$4,236.45	\$0.00	\$4,236.45		

For BRADLEY ELEMENTARY



Filters: Cost Center Name Not Equal To DoNotReport; Billing Period Equal To 201504All Meter CodesAll Group Names

el paso

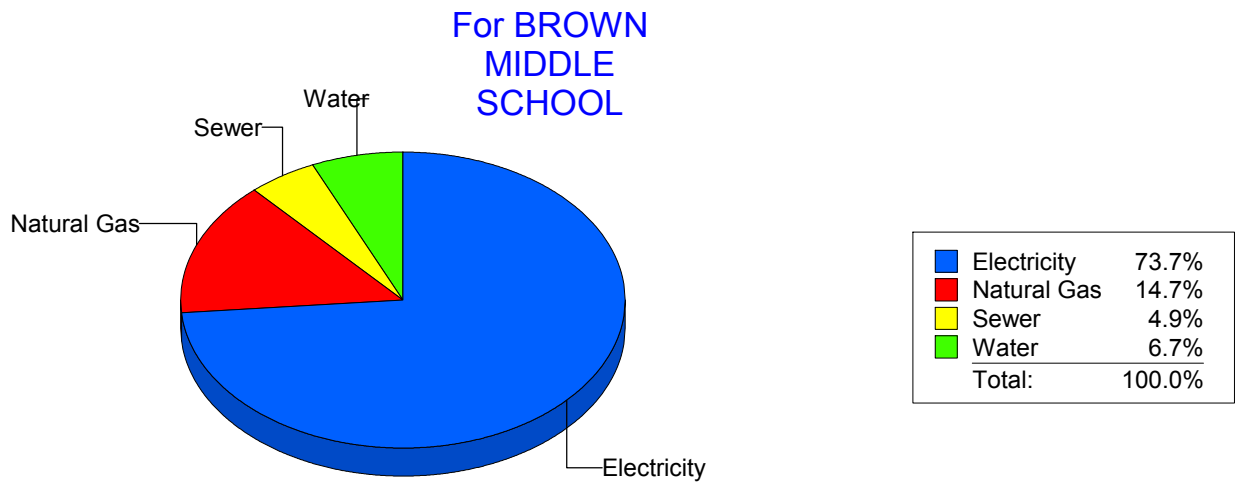
Energy CAP

Cost Avoidance Program

Cost Summary Graph

Grouped by Energy Type

Energy Type	Use	Units	Meter Cost	Special Charges	Total Cost	Avg Unit Cost	% of Total Cost
Site: BROWN MIDDLE SCHOOL - BROWN MIDDLE SCHOOL							
Electricity	110,400	KWH	\$11,212.40	\$0.00	\$11,212.40	0.1016	73.70%
Natural Gas	3,945	CCF	\$2,243.09	\$0.00	\$2,243.09	0.5686	14.74%
Water	507	CCF	\$1,016.50	\$0.00	\$1,016.50	2.0049	6.68%
Sewer	332	CCF	\$742.25	\$0.00	\$742.25	2.2357	4.88%
Total Cost:			\$15,214.24	\$0.00	\$15,214.24		



Filters: Cost Center Name Not Equal To DoNotReport; Billing Period Equal To 201504All Meter CodesAll Group Names

elpaso

Energy CAP

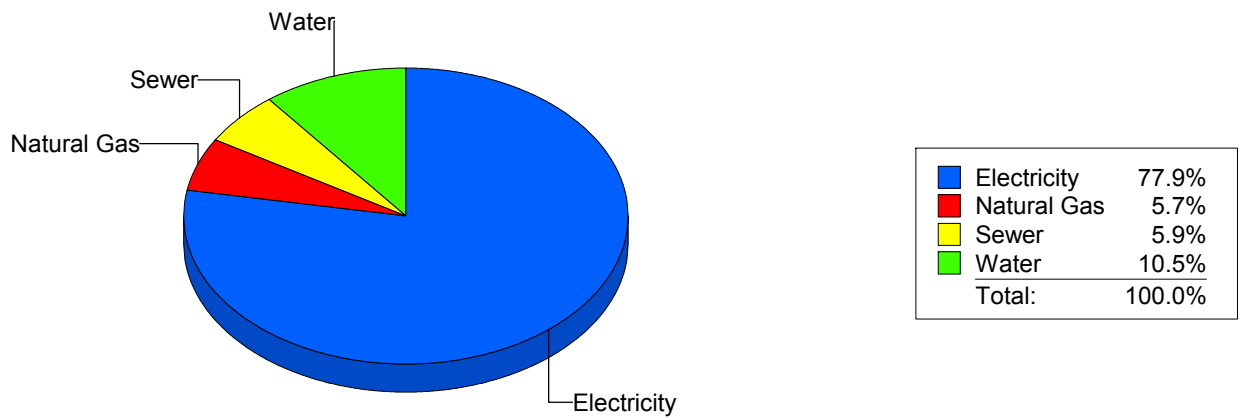
Cost Avoidance Program

Cost Summary Graph

Grouped by Energy Type

Energy Type	Use	Units	Meter Cost	Special Charges	Total Cost	Avg Unit Cost	% of Total Cost
Site: BURGESS HIGH SCHOOL - BURGESS HIGH SCHOOL							
Electricity	107,006	KWH	\$10,977.53	\$0.00	\$10,977.53	0.1026	77.88%
Natural Gas	1,032	CCF	\$799.46	\$0.00	\$799.46	0.7747	5.67%
Water	438	CCF	\$1,483.00	\$0.00	\$1,483.00	3.3858	10.52%
Sewer	287	CCF	\$835.94	\$0.00	\$835.94	2.9127	5.93%
Total Cost:			\$14,095.93	\$0.00	\$14,095.93		

For BURGESS HIGH SCHOOL



Filters: Cost Center Name Not Equal To DoNotReport; Billing Period Equal To 201504All Meter CodesAll Group Names

elpaso

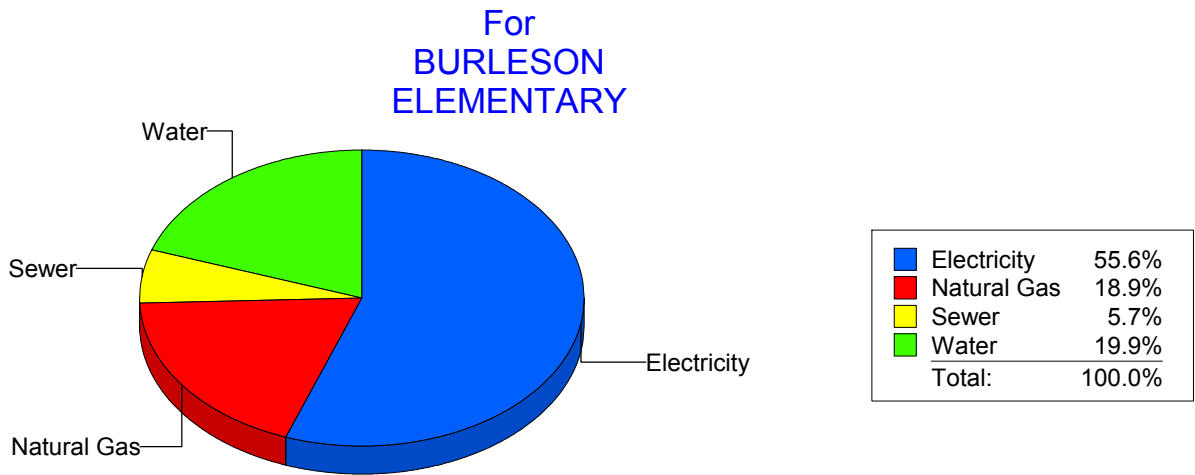
Energy CAP

Cost Avoidance Program

Cost Summary Graph

Grouped by Energy Type

Energy Type	Use	Units	Meter Cost	Special Charges	Total Cost	Avg Unit Cost	% of Total Cost
Site: BURLESON ELEMENTARY - BURLESON ELEMENTARY							
Electricity	23,001	KWH	\$2,371.79	\$0.00	\$2,371.79	0.1031	55.61%
Natural Gas	1,038	CCF	\$804.69	\$0.00	\$804.69	0.7752	18.87%
Water	303	CCF	\$846.88	\$0.00	\$846.88	2.7950	19.86%
Sewer	69	CCF	\$241.75	\$0.00	\$241.75	3.5036	5.67%
Total Cost:			\$4,265.11	\$0.00	\$4,265.11		



Filters: Cost Center Name Not Equal To DoNotReport; Billing Period Equal To 201504All Meter CodesAll Group Names

el paso

Energy CAP

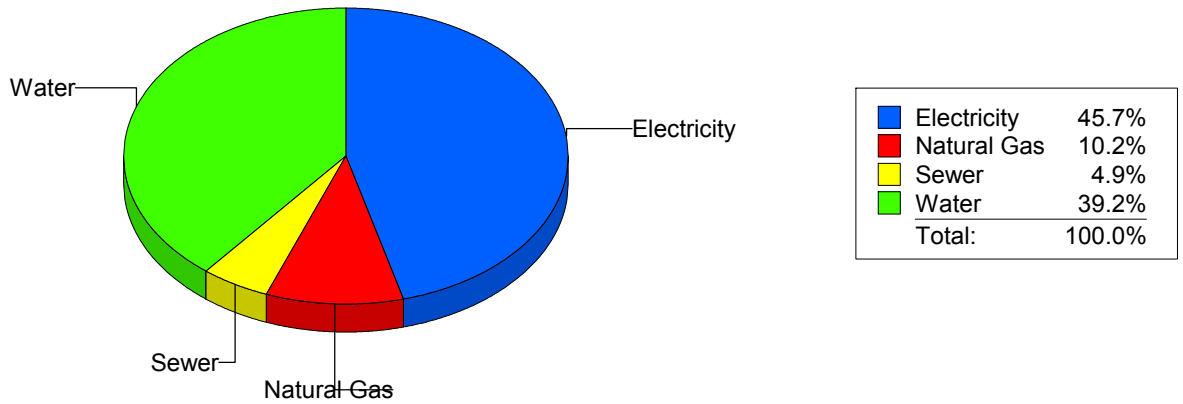
Cost Avoidance Program

Cost Summary Graph

Grouped by Energy Type

Energy Type	Use	Units	Meter Cost	Special Charges	Total Cost	Avg Unit Cost	% of Total Cost
Site: BURNET ELEMENTARY - BURNET ELEMENTARY							
Electricity	19,137	KWH	\$1,960.07	\$0.00	\$1,960.07	0.1024	45.72%
Natural Gas	377	CCF	\$436.16	\$0.00	\$436.16	1.1569	10.17%
Water	376	CCF	\$1,682.02	\$0.00	\$1,682.02	4.4735	39.23%
Sewer	47	CCF	\$208.97	\$0.00	\$208.97	4.4462	4.87%
Total Cost:			\$4,287.22	\$0.00	\$4,287.22		

For BURNET ELEMENTARY



Filters: Cost Center Name Not Equal To DoNotReport; Billing Period Equal To 201504All Meter CodesAll Group Names

elpaso

Energy CAP

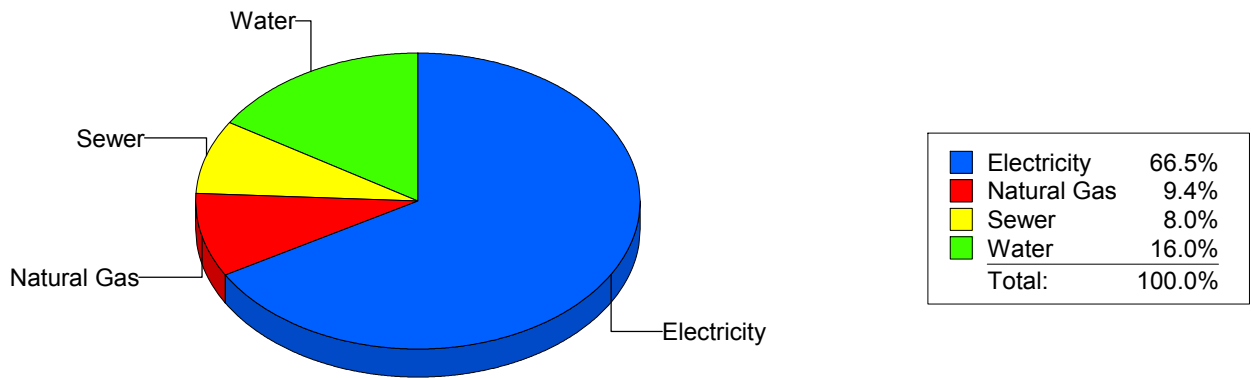
Cost Avoidance Program

Cost Summary Graph

Grouped by Energy Type

Energy Type	Use	Units	Meter Cost	Special Charges	Total Cost	Avg Unit Cost	% of Total Cost
Site: CANYON HILLS MIDDLE - CANYON HILLS MIDDLE							
Electricity	68,050	KWH	\$6,472.31	\$0.00	\$6,472.31	0.0951	66.53%
Natural Gas	1,388	CCF	\$917.50	\$0.00	\$917.50	0.6610	9.43%
Water	502	CCF	\$1,559.72	\$0.00	\$1,559.72	3.1070	16.03%
Sewer	190	CCF	\$778.24	\$0.00	\$778.24	4.0960	8.00%
Total Cost:			\$9,727.77	\$0.00	\$9,727.77		

For CANYON HILLS MIDDLE



Filters: Cost Center Name Not Equal To DoNotReport; Billing Period Equal To 201504All Meter CodesAll Group Names

el paso

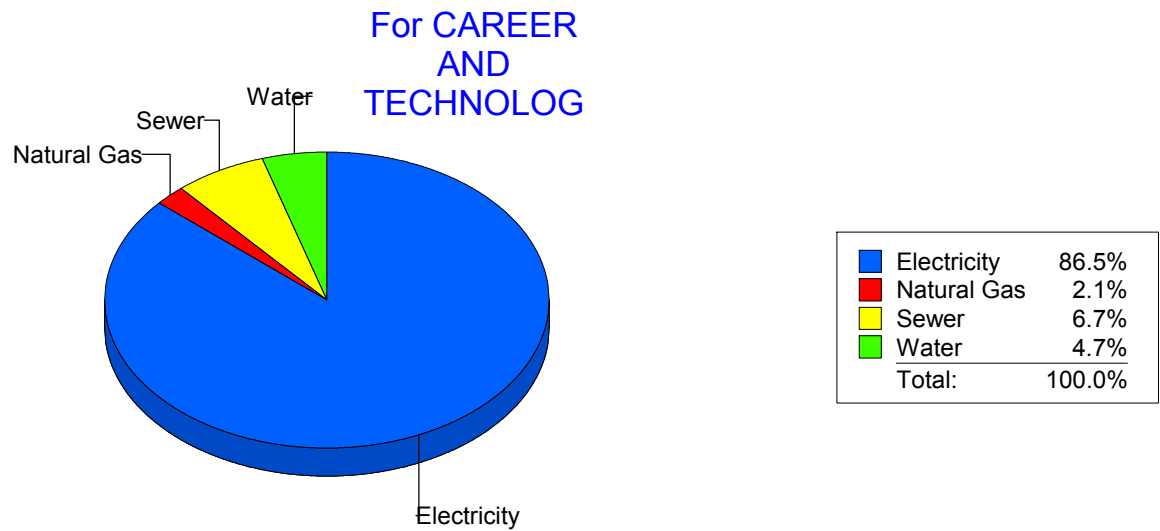
Energy CAP

Cost Avoidance Program

Cost Summary Graph

Grouped by Energy Type

Energy Type	Use	Units	Meter Cost	Special Charges	Total Cost	Avg Unit Cost	% of Total Cost
Site: CAREER AND TECHNOLOG - CAREER AND TECHNOLOG							
Electricity	101,137	KWH	\$9,670.54	\$0.00	\$9,670.54	0.0956	86.46%
Natural Gas	295	CCF	\$237.66	\$0.00	\$237.66	0.8056	2.12%
Water	215	CCF	\$528.37	\$0.00	\$528.37	2.4575	4.72%
Sewer	356	CCF	\$748.97	\$0.00	\$748.97	2.1038	6.70%
Total Cost:			\$11,185.54	\$0.00	\$11,185.54		



Filters: Cost Center Name Not Equal To DoNotReport; Billing Period Equal To 201504All Meter CodesAll Group Names

elpaso

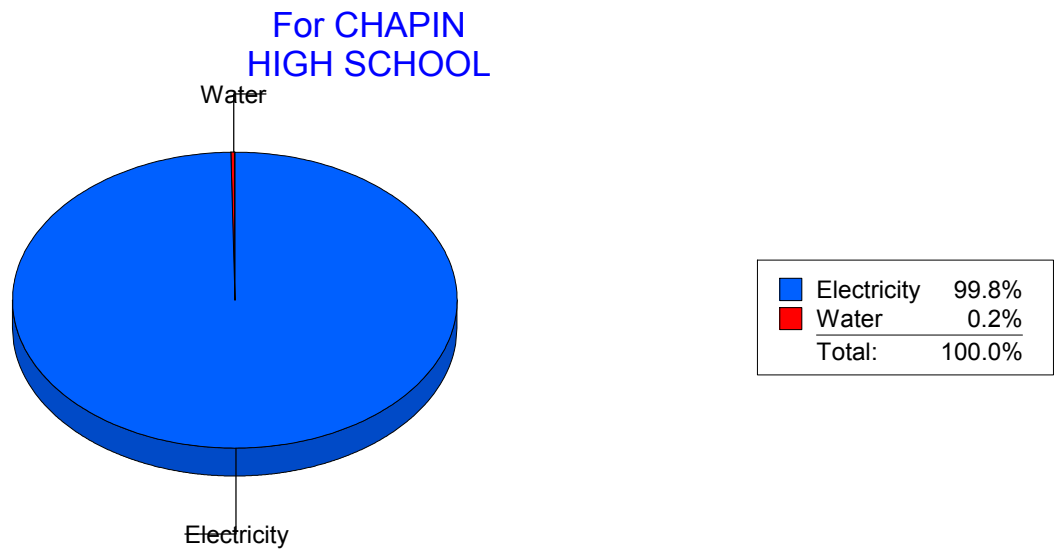
Energy CAP

Cost Avoidance Program

Cost Summary Graph

Grouped by Energy Type

Energy Type	Use	Units	Meter Cost	Special Charges	Total Cost	Avg Unit Cost	% of Total Cost
Site: CHAPIN HIGH SCHOOL - CHAPIN HIGH SCHOOL							
Electricity	331,261	KWH	\$28,438.12	\$0.00	\$28,438.12	0.0858	99.82%
Water	0	CCF	\$50.98	\$0.00	\$50.98	0.0000	0.18%
Total Cost:			\$28,489.10	\$0.00	\$28,489.10		



Filters: Cost Center Name Not Equal To DoNotReport; Billing Period Equal To 201504All Meter CodesAll Group Names

elpaso

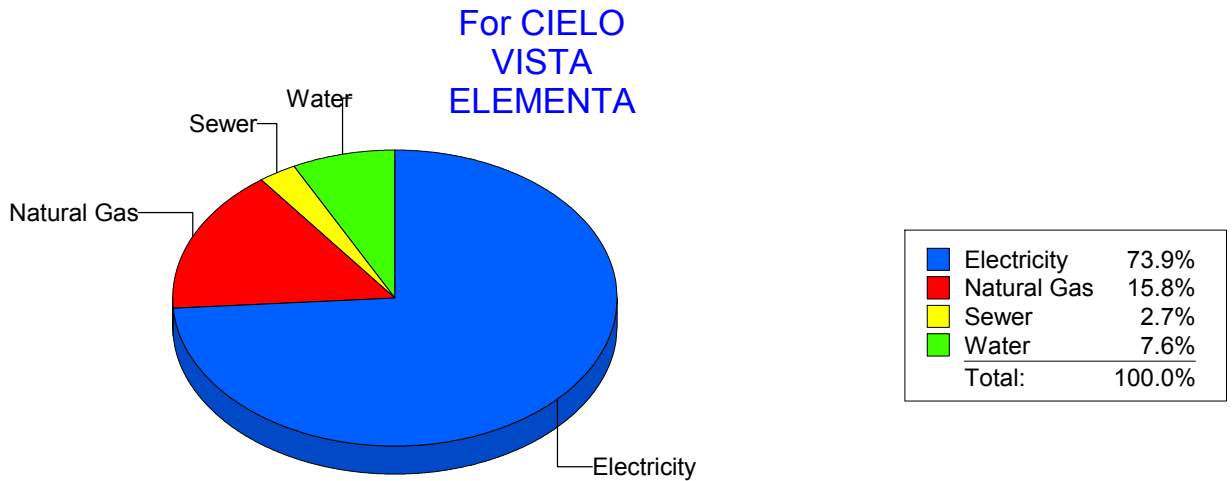
Energy CAP

Cost Avoidance Program

Cost Summary Graph

Grouped by Energy Type

Energy Type	Use	Units	Meter Cost	Special Charges	Total Cost	Avg Unit Cost	% of Total Cost
Site: CIELO VISTA ELEMENTA - CIELO VISTA ELEMENTA							
Electricity	56,580	KWH	\$6,253.13	\$0.00	\$6,253.13	0.1105	73.92%
Natural Gas	2,149	CCF	\$1,337.15	\$0.00	\$1,337.15	0.6222	15.81%
Water	232	CCF	\$642.46	\$0.00	\$642.46	2.7692	7.59%
Sewer	44	CCF	\$226.30	\$0.00	\$226.30	5.1432	2.68%
Total Cost:			\$8,459.04	\$0.00	\$8,459.04		



Filters: Cost Center Name Not Equal To DoNotReport; Billing Period Equal To 201504All Meter CodesAll Group Names

el paso

Energy CAP

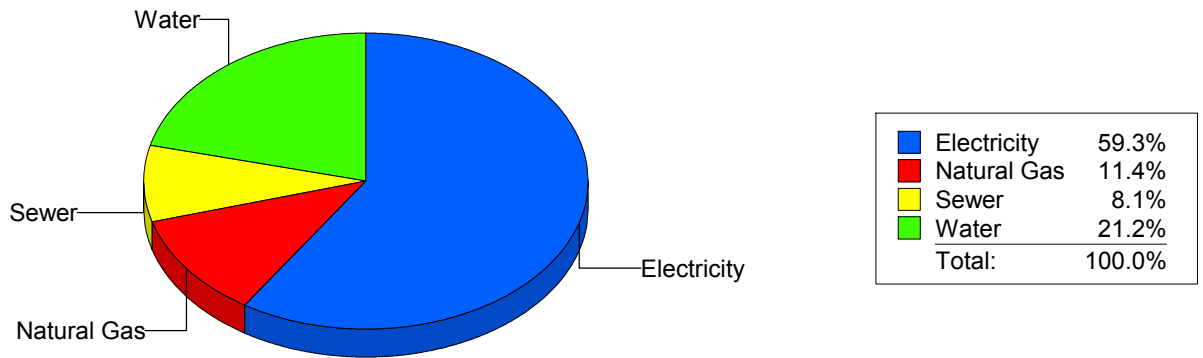
Cost Avoidance Program

Cost Summary Graph

Grouped by Energy Type

Energy Type	Use	Units	Meter Cost	Special Charges	Total Cost	Avg Unit Cost	% of Total Cost
Site: CLARDY ELEMENTARY SC - CLARDY ELEMENTARY SC							
Electricity	29,710	KWH	\$3,310.94	\$0.00	\$3,310.94	0.1114	59.26%
Natural Gas	869	CCF	\$638.70	\$0.00	\$638.70	0.7350	11.43%
Water	410	CCF	\$1,185.71	\$0.00	\$1,185.71	2.8920	21.22%
Sewer	149	CCF	\$452.22	\$0.00	\$452.22	3.0350	8.09%
Total Cost:			\$5,587.57	\$0.00	\$5,587.57		

For CLARDY
ELEMENTARY
SC



Filters: Cost Center Name Not Equal To DoNotReport; Billing Period Equal To 201504All Meter CodesAll Group Names

elpaso

Energy CAP

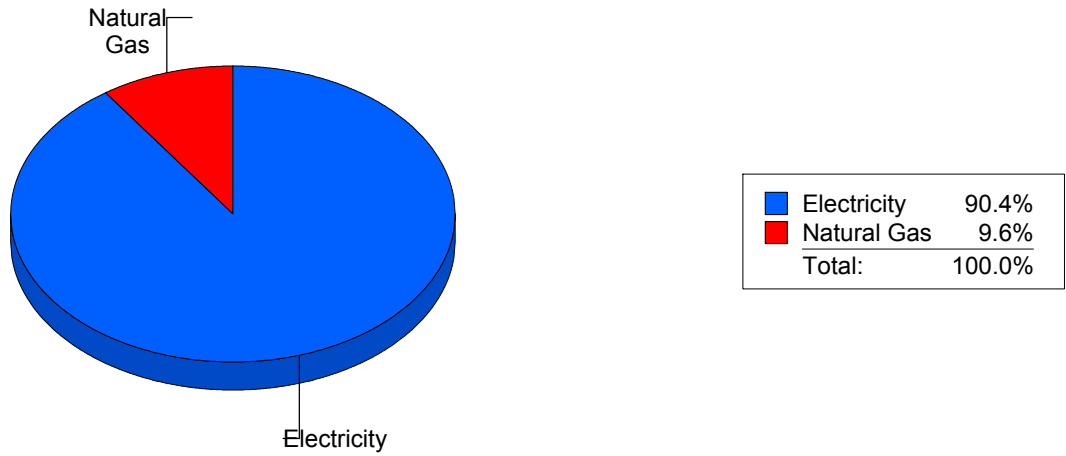
Cost Avoidance Program

Cost Summary Graph

Grouped by Energy Type

Energy Type	Use	Units	Meter Cost	Special Charges	Total Cost	Avg Unit Cost	% of Total Cost
Site: CLENDININ - CLENDININ							
Electricity	38,491	KWH	\$4,236.18	\$0.00	\$4,236.18	0.1101	90.36%
Natural Gas	676	CCF	\$451.97	\$0.00	\$451.97	0.6686	9.64%
Total Cost:			\$4,688.15	\$0.00	\$4,688.15		

For CLENDININ



Filters: Cost Center Name Not Equal To DoNotReport; Billing Period Equal To 201504All Meter CodesAll Group Names

elpaso

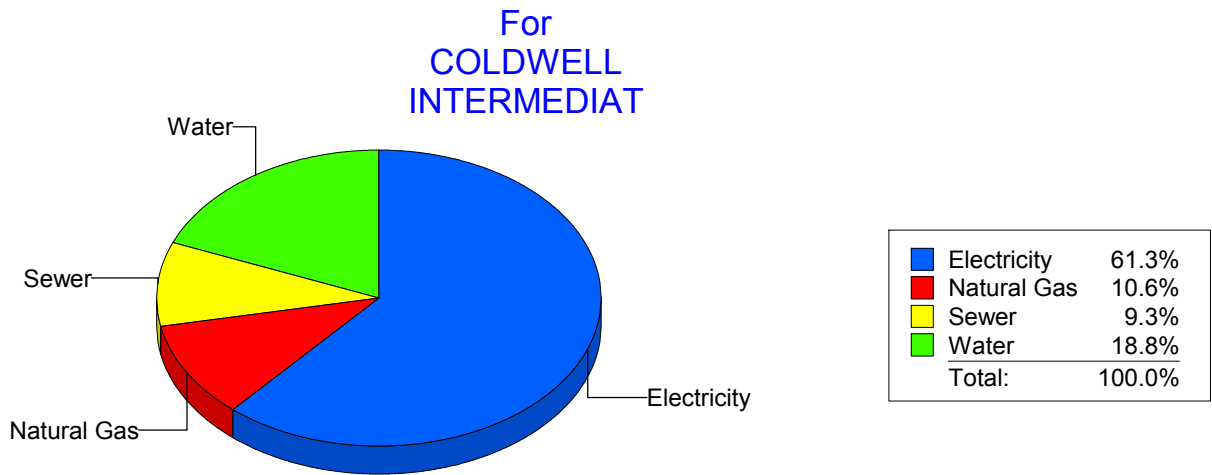
Energy CAP

Cost Avoidance Program

Cost Summary Graph

Grouped by Energy Type

Energy Type	Use	Units	Meter Cost	Special Charges	Total Cost	Avg Unit Cost	% of Total Cost
Site: COLDWELL INTERMEDIAT - COLDWELL INTERMEDIAT							
Electricity	28,649	KWH	\$3,067.87	\$0.00	\$3,067.87	0.1071	61.29%
Natural Gas	526	CCF	\$530.20	\$0.00	\$530.20	1.0080	10.59%
Water	210	CCF	\$939.17	\$0.00	\$939.17	4.4722	18.76%
Sewer	182	CCF	\$467.91	\$0.00	\$467.91	2.5709	9.35%
Total Cost:			\$5,005.15	\$0.00	\$5,005.15		



Filters: Cost Center Name Not Equal To DoNotReport; Billing Period Equal To 201504All Meter CodesAll Group Names

elpaso

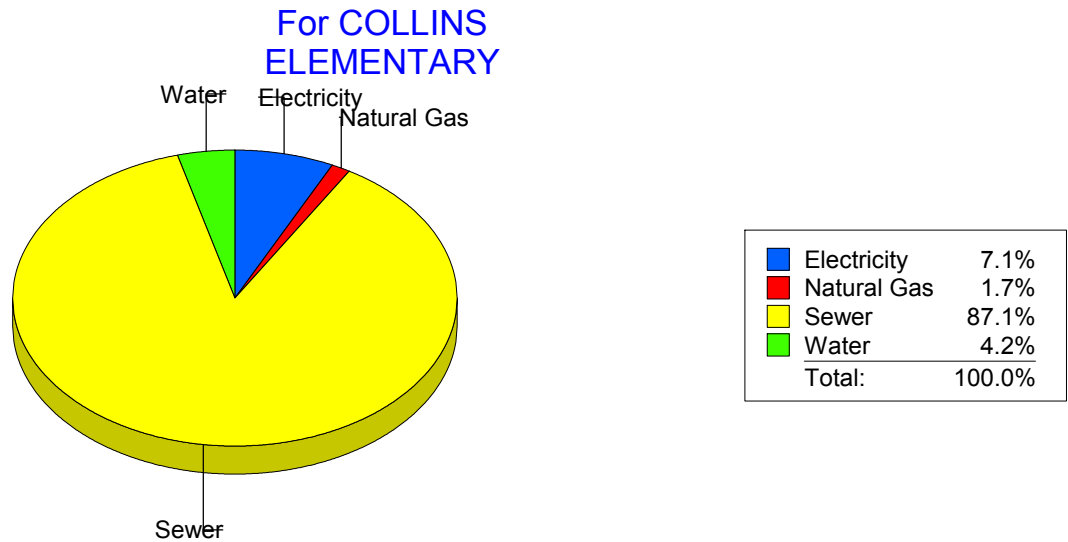
Energy CAP

Cost Avoidance Program

Cost Summary Graph

Grouped by Energy Type

Energy Type	Use	Units	Meter Cost	Special Charges	Total Cost	Avg Unit Cost	% of Total Cost
Site: COLLINS ELEMENTARY - COLLINS ELEMENTARY							
Electricity	48,784	KWH	\$4,990.77	\$0.00	\$4,990.77	0.1023	7.09%
Natural Gas	1,825	CCF	\$1,166.08	\$0.00	\$1,166.08	0.6389	1.66%
Water	804	CCF	\$2,935.39	\$0.00	\$2,935.39	3.6510	4.17%
Sewer	184	CCF	\$61,334.00	\$0.00	\$61,334.00	333.3370	87.09%
Total Cost:			\$70,426.24	\$0.00	\$70,426.24		



Filters: Cost Center Name Not Equal To DoNotReport; Billing Period Equal To 201504All Meter CodesAll Group Names

el paso

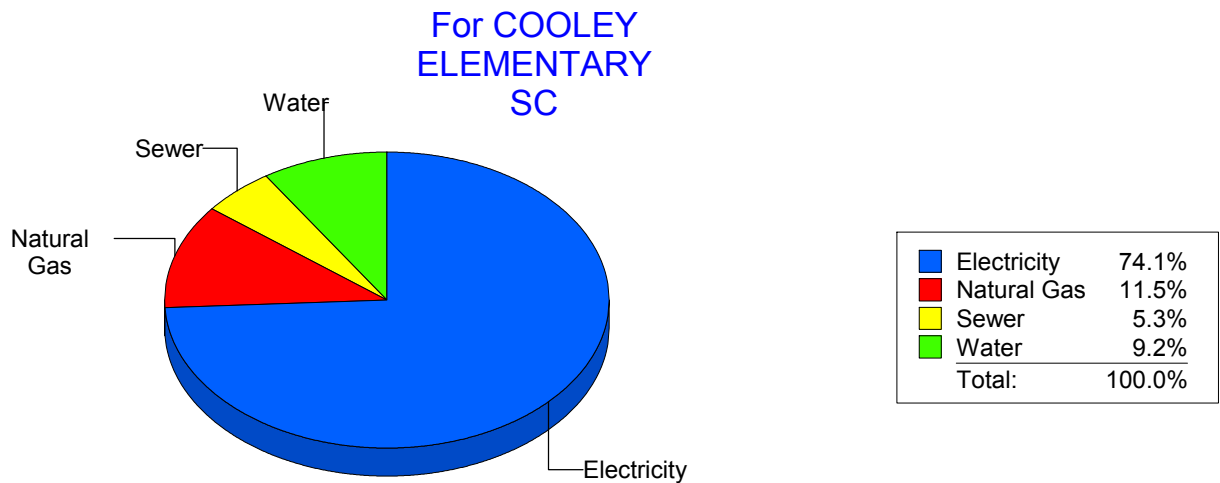
Energy CAP

Cost Avoidance Program

Cost Summary Graph

Grouped by Energy Type

Energy Type	Use	Units	Meter Cost	Special Charges	Total Cost	Avg Unit Cost	% of Total Cost
Site: COOLEY ELEMENTARY SC - COOLEY ELEMENTARY SC							
Electricity	80,600	KWH	\$9,124.74	\$0.00	\$9,124.74	0.1132	74.12%
Natural Gas	2,285	CCF	\$1,409.87	\$0.00	\$1,409.87	0.6170	11.45%
Water	317	CCF	\$1,128.65	\$0.00	\$1,128.65	3.5604	9.17%
Sewer	157	CCF	\$647.46	\$0.00	\$647.46	4.1239	5.26%
Total Cost:			\$12,310.72	\$0.00	\$12,310.72		



Filters: Cost Center Name Not Equal To DoNotReport; Billing Period Equal To 201504All Meter CodesAll Group Names

elpaso

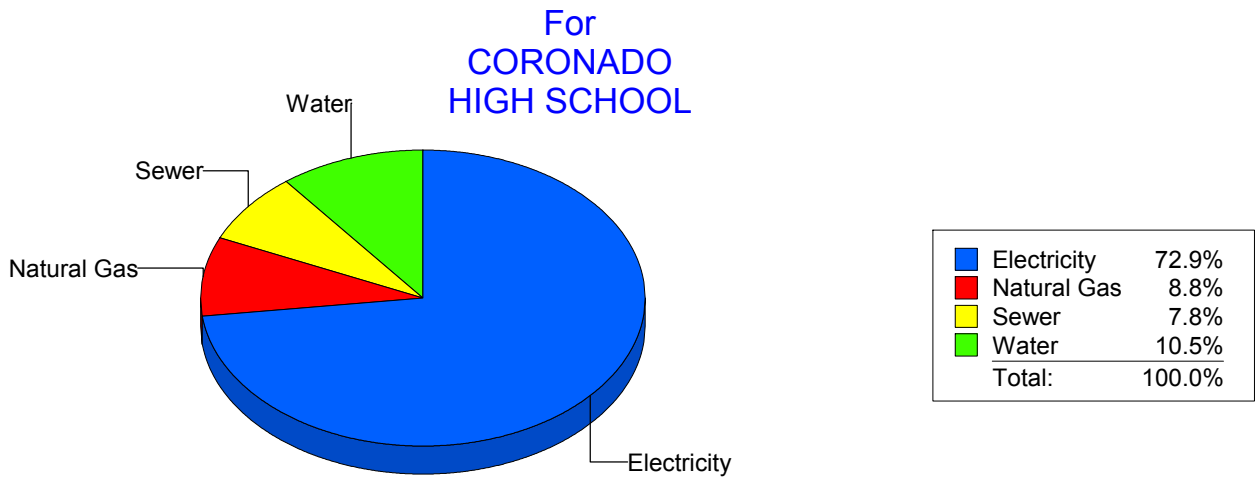
Energy CAP

Cost Avoidance Program

Cost Summary Graph

Grouped by Energy Type

Energy Type	Use	Units	Meter Cost	Special Charges	Total Cost	Avg Unit Cost	% of Total Cost
Site: CORONADO HIGH SCHOOL - CORONADO HIGH SCHOOL							
Electricity	216,902	KWH	\$22,144.44	\$0.00	\$22,144.44	0.1021	72.93%
Natural Gas	4,434	CCF	\$2,667.42	\$0.00	\$2,667.42	0.6016	8.78%
Water	2,009	CCF	\$3,186.63	\$0.00	\$3,186.63	1.5862	10.49%
Sewer	1,352	CCF	\$2,366.92	\$0.00	\$2,366.92	1.7507	7.79%
Total Cost:			\$30,365.41	\$0.00	\$30,365.41		



Filters: Cost Center Name Not Equal To DoNotReport; Billing Period Equal To 201504All Meter CodesAll Group Names

elpaso

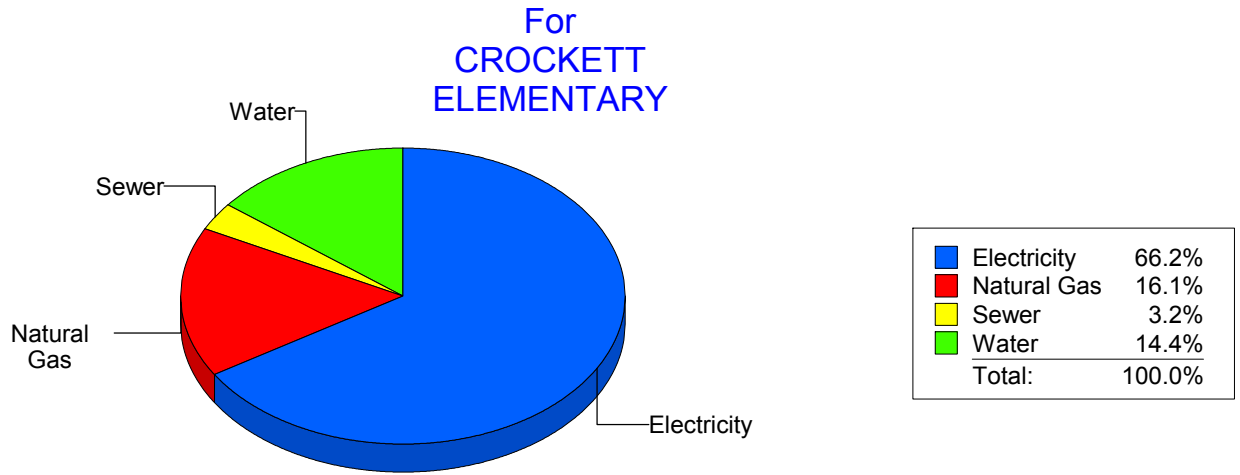
Energy CAP

Cost Avoidance Program

Cost Summary Graph

Grouped by Energy Type

Energy Type	Use	Units	Meter Cost	Special Charges	Total Cost	Avg Unit Cost	% of Total Cost
Site: CROCKETT - CROCKETT ELEMENTARY							
Electricity	28,000	KWH	\$2,903.33	\$0.00	\$2,903.33	0.1037	66.24%
Natural Gas	1,140	CCF	\$707.63	\$0.00	\$707.63	0.6207	16.15%
Water	208	CCF	\$632.38	\$0.00	\$632.38	3.0403	14.43%
Sewer	47	CCF	\$139.50	\$0.00	\$139.50	2.9681	3.18%
Total Cost:			\$4,382.84	\$0.00	\$4,382.84		



Filters: Cost Center Name Not Equal To DoNotReport; Billing Period Equal To 201504All Meter CodesAll Group Names

elpaso

Energy CAP

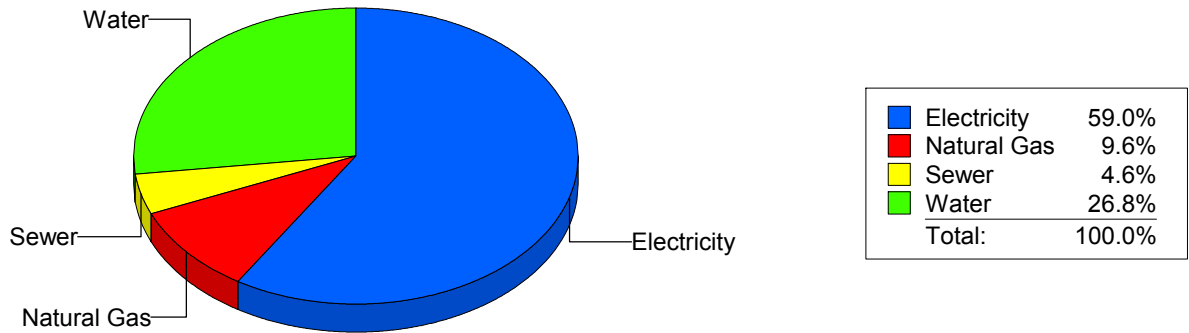
Cost Avoidance Program

Cost Summary Graph

Grouped by Energy Type

Energy Type	Use	Units	Meter Cost	Special Charges	Total Cost	Avg Unit Cost	% of Total Cost
Site: CROSBY ELEMENTARY - CROSBY ELEMENTARY							
Electricity	34,691	KWH	\$3,364.03	\$0.00	\$3,364.03	0.0970	59.03%
Natural Gas	713	CCF	\$546.02	\$0.00	\$546.02	0.7658	9.58%
Water	394	CCF	\$1,529.48	\$0.00	\$1,529.48	3.8819	26.84%
Sewer	81	CCF	\$259.63	\$0.00	\$259.63	3.2053	4.56%
Total Cost:			\$5,699.16	\$0.00	\$5,699.16		

For CROSBY ELEMENTARY



Filters: Cost Center Name Not Equal To DoNotReport; Billing Period Equal To 201504All Meter CodesAll Group Names

elpaso

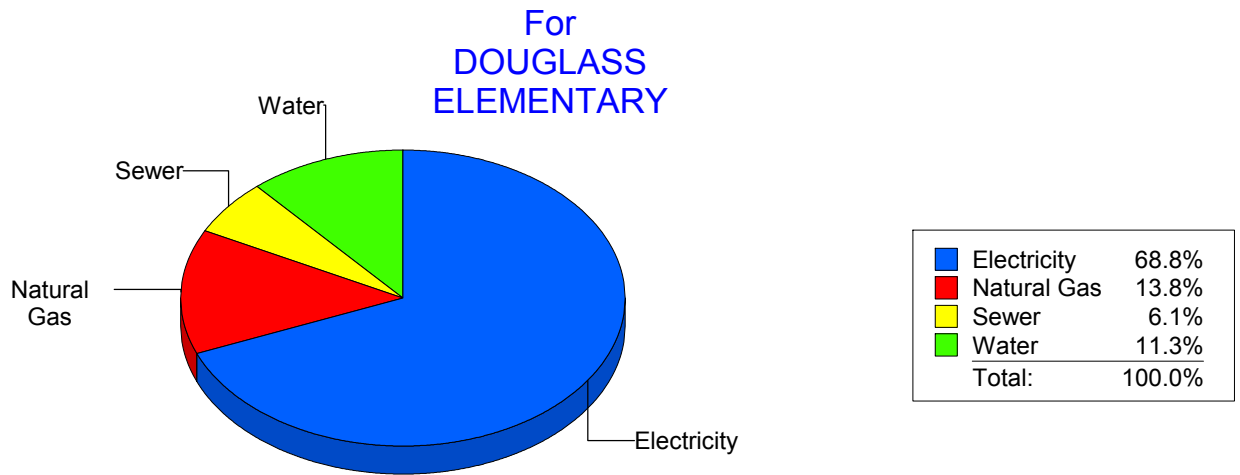
Energy CAP

Cost Avoidance Program

Cost Summary Graph

Grouped by Energy Type

Energy Type	Use	Units	Meter Cost	Special Charges	Total Cost	Avg Unit Cost	% of Total Cost
Site: DOUGLASS ELEMENTARY - DOUGLASS ELEMENTARY							
Electricity	36,580	KWH	\$3,646.65	\$0.00	\$3,646.65	0.0997	68.78%
Natural Gas	1,039	CCF	\$730.25	\$0.00	\$730.25	0.7028	13.77%
Water	204	CCF	\$600.77	\$0.00	\$600.77	2.9450	11.33%
Sewer	83	CCF	\$324.19	\$0.00	\$324.19	3.9059	6.11%
Total Cost:			\$5,301.86	\$0.00	\$5,301.86		



Filters: Cost Center Name Not Equal To DoNotReport; Billing Period Equal To 201504All Meter CodesAll Group Names

elpaso

Energy CAP

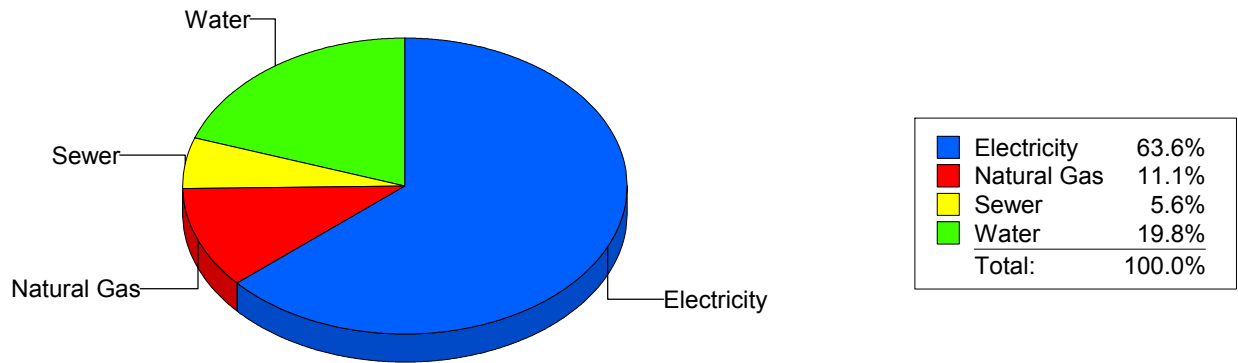
Cost Avoidance Program

Cost Summary Graph

Grouped by Energy Type

Energy Type	Use	Units	Meter Cost	Special Charges	Total Cost	Avg Unit Cost	% of Total Cost
Site: DOWELL ELEMENTARY - DOWELL ELEMENTARY							
Electricity	19,320	KWH	\$2,211.50	\$0.00	\$2,211.50	0.1145	63.56%
Natural Gas	554	CCF	\$384.62	\$0.00	\$384.62	0.6943	11.05%
Water	314	CCF	\$689.85	\$0.00	\$689.85	2.1970	19.83%
Sewer	91	CCF	\$193.38	\$0.00	\$193.38	2.1251	5.56%
Total Cost:			\$3,479.35	\$0.00	\$3,479.35		

For DOWELL ELEMENTARY



Filters: Cost Center Name Not Equal To DoNotReport; Billing Period Equal To 201504All Meter CodesAll Group Names

el paso

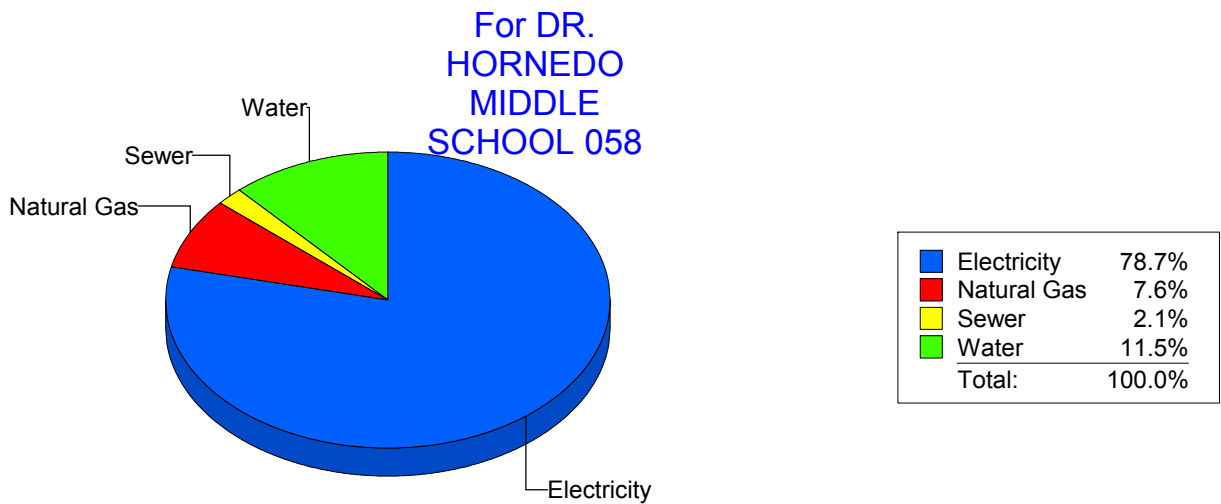
Energy CAP

Cost Avoidance Program

Cost Summary Graph

Grouped by Energy Type

Energy Type	Use	Units	Meter Cost	Special Charges	Total Cost	Avg Unit Cost	% of Total Cost
Site: DRHORNEDOMIDDLESCHOOL - DR. HORNEDO MIDDLE SCHOOL 058							
Electricity	107,491	KWH	\$15,878.12	\$0.00	\$15,878.12	0.1477	78.74%
Natural Gas	2,642	CCF	\$1,535.23	\$0.00	\$1,535.23	0.5811	7.61%
Water	677	CCF	\$2,327.47	\$0.00	\$2,327.47	3.4379	11.54%
Sewer	119	CCF	\$424.88	\$0.00	\$424.88	3.5704	2.11%
Total Cost:			\$20,165.70	\$0.00	\$20,165.70		



Filters: Cost Center Name Not Equal To DoNotReport; Billing Period Equal To 201504All Meter CodesAll Group Names

el Paso

Energy CAP

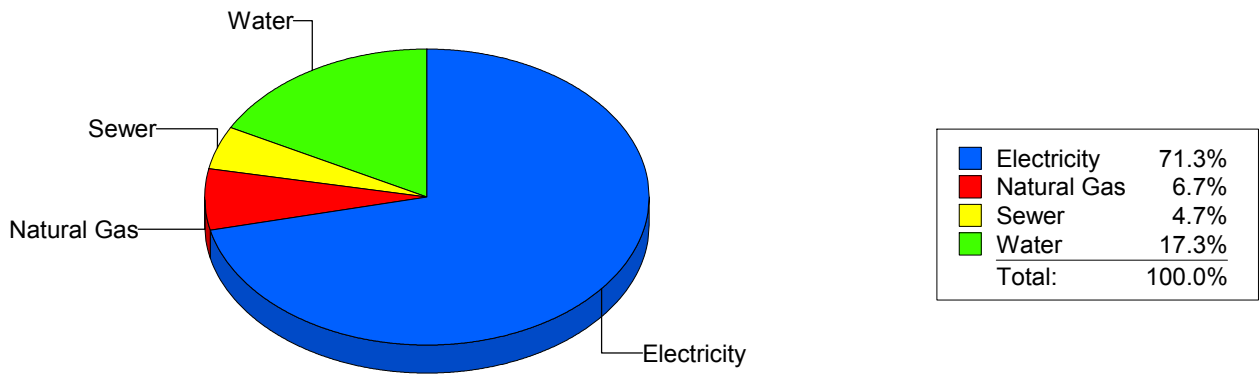
Cost Avoidance Program

Cost Summary Graph

Grouped by Energy Type

Energy Type	Use	Units	Meter Cost	Special Charges	Total Cost	Avg Unit Cost	% of Total Cost
Site: DR. L.A. NIXON ELEME - DR. L.A. NIXON ELEME							
Electricity	69,480	KWH	\$7,525.95	\$0.00	\$7,525.95	0.1083	71.31%
Natural Gas	998	CCF	\$710.41	\$0.00	\$710.41	0.7118	6.73%
Water	517	CCF	\$1,825.31	\$0.00	\$1,825.31	3.5306	17.30%
Sewer	137	CCF	\$492.13	\$0.00	\$492.13	3.5922	4.66%
Total Cost:			\$10,553.80	\$0.00	\$10,553.80		

For DR. L.A. NIXON ELEME



Filters: Cost Center Name Not Equal To DoNotReport; Billing Period Equal To 201504All Meter CodesAll Group Names

el Paso

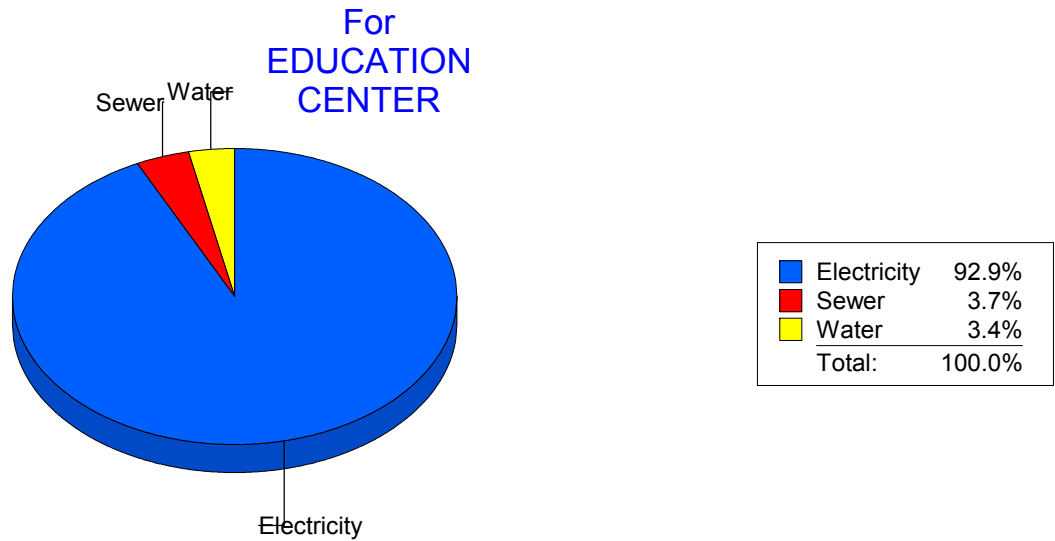
Energy CAP

Cost Avoidance Program

Cost Summary Graph

Grouped by Energy Type

Energy Type	Use	Units	Meter Cost	Special Charges	Total Cost	Avg Unit Cost	% of Total Cost
Site: EDUCATION CENTER - EDUCATION CENTER							
Electricity	263,499	KWH	\$23,197.87	\$0.00	\$23,197.87	0.0880	92.90%
Water	296	CCF	\$860.97	\$0.00	\$860.97	2.9087	3.45%
Sewer	373	CCF	\$913.24	\$0.00	\$913.24	2.4484	3.66%
Total Cost:			\$24,972.08	\$0.00	\$24,972.08		



Filters: Cost Center Name Not Equal To DoNotReport; Billing Period Equal To 201504All Meter CodesAll Group Names

elpaso

Energy CAP

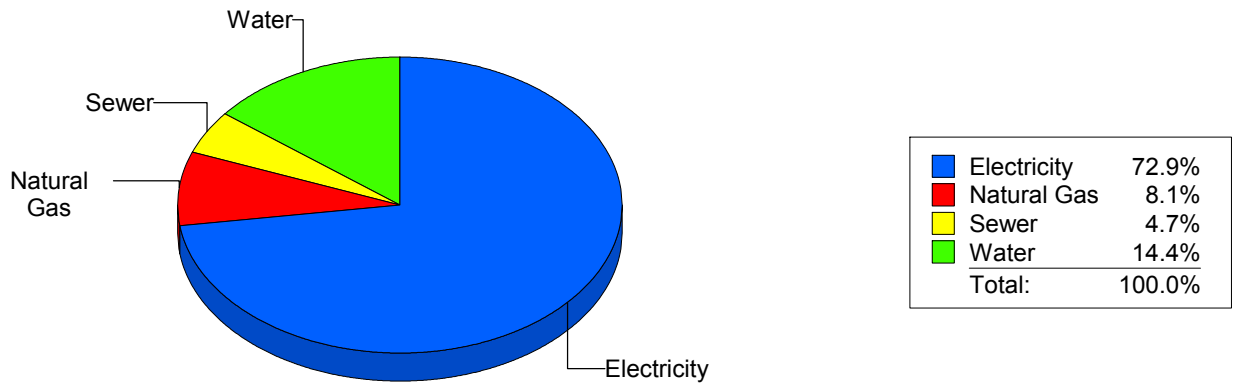
Cost Avoidance Program

Cost Summary Graph

Grouped by Energy Type

Energy Type	Use	Units	Meter Cost	Special Charges	Total Cost	Avg Unit Cost	% of Total Cost
Site: EL PASO HIGH SCHOOL - EL PASO HIGH SCHOOL							
Electricity	154,332	KWH	\$16,022.69	\$0.00	\$16,022.69	0.1038	72.86%
Natural Gas	2,381	CCF	\$1,773.48	\$0.00	\$1,773.48	0.7448	8.06%
Water	1,173	CCF	\$3,160.41	\$0.00	\$3,160.41	2.6943	14.37%
Sewer	355	CCF	\$1,035.04	\$0.00	\$1,035.04	2.9156	4.71%
Total Cost:			\$21,991.62	\$0.00	\$21,991.62		

For EL PASO HIGH SCHOOL



Filters: Cost Center Name Not Equal To DoNotReport; Billing Period Equal To 201504All Meter CodesAll Group Names

elpaso

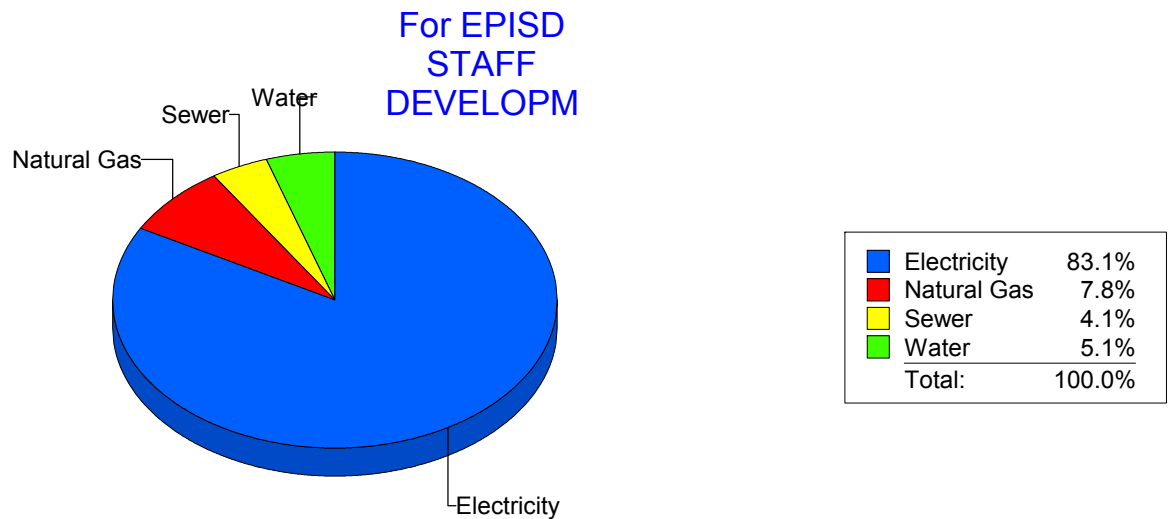
Energy CAP

Cost Avoidance Program

Cost Summary Graph

Grouped by Energy Type

Energy Type	Use	Units	Meter Cost	Special Charges	Total Cost	Avg Unit Cost	% of Total Cost
Site: EPISD STAFF DEVELOPM - EPISD STAFF DEVELOPM							
Electricity	14,240	KWH	\$1,640.54	\$0.00	\$1,640.54	0.1152	83.08%
Natural Gas	148	CCF	\$153.51	\$0.00	\$153.51	1.0372	7.77%
Water	20	CCF	\$100.37	\$0.00	\$100.37	5.0185	5.08%
Sewer	15	CCF	\$80.14	\$0.00	\$80.14	5.3427	4.06%
Total Cost:			\$1,974.56	\$0.00	\$1,974.56		



Filters: Cost Center Name Not Equal To DoNotReport; Billing Period Equal To 201504All Meter CodesAll Group Names

elpaso

Energy CAP

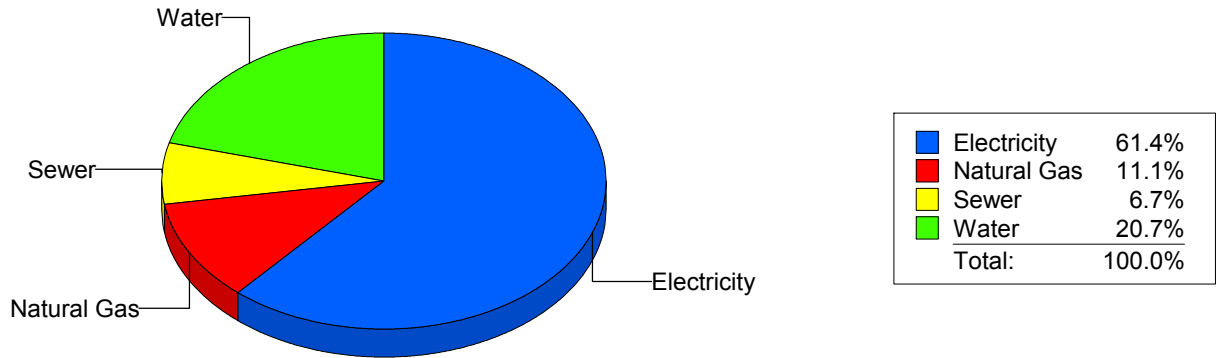
Cost Avoidance Program

Cost Summary Graph

Grouped by Energy Type

Energy Type	Use	Units	Meter Cost	Special Charges	Total Cost	Avg Unit Cost	% of Total Cost
Site: FANNIN ELEMENTARY - FANNIN ELEMENTARY							
Electricity	31,885	KWH	\$3,577.92	\$0.00	\$3,577.92	0.1122	61.43%
Natural Gas	747	CCF	\$647.87	\$0.00	\$647.87	0.8673	11.12%
Water	444	CCF	\$1,207.08	\$0.00	\$1,207.08	2.7186	20.73%
Sewer	108	CCF	\$391.13	\$0.00	\$391.13	3.6216	6.72%
Total Cost:			\$5,824.00	\$0.00	\$5,824.00		

For FANNIN ELEMENTARY



Filters: Cost Center Name Not Equal To DoNotReport; Billing Period Equal To 201504All Meter CodesAll Group Names

elpaso

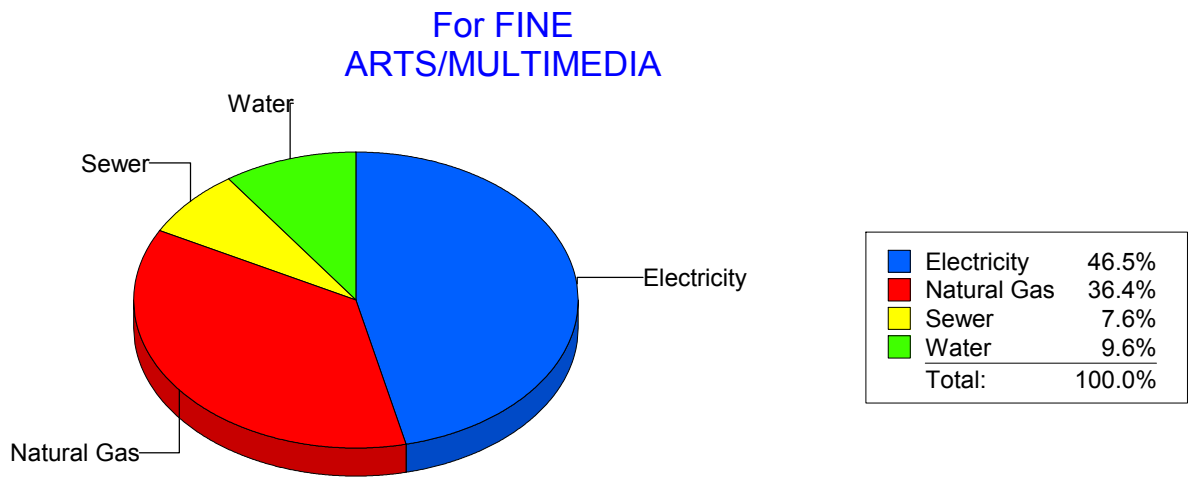
Energy CAP

Cost Avoidance Program

Cost Summary Graph

Grouped by Energy Type

Energy Type	Use	Units	Meter Cost	Special Charges	Total Cost	Avg Unit Cost	% of Total Cost
Site: FINE ARTS/MULTIMEDIA - FINE ARTS/MULTIMEDIA							
Electricity	9,973	KWH	\$1,039.08	\$0.00	\$1,039.08	0.1042	46.46%
Natural Gas	1,332	CCF	\$813.42	\$0.00	\$813.42	0.6107	36.37%
Water	98	CCF	\$214.79	\$0.00	\$214.79	2.1917	9.60%
Sewer	67	CCF	\$169.30	\$0.00	\$169.30	2.5269	7.57%
Total Cost:			\$2,236.59	\$0.00	\$2,236.59		



Filters: Cost Center Name Not Equal To DoNotReport; Billing Period Equal To 201504All Meter CodesAll Group Names

elpaso

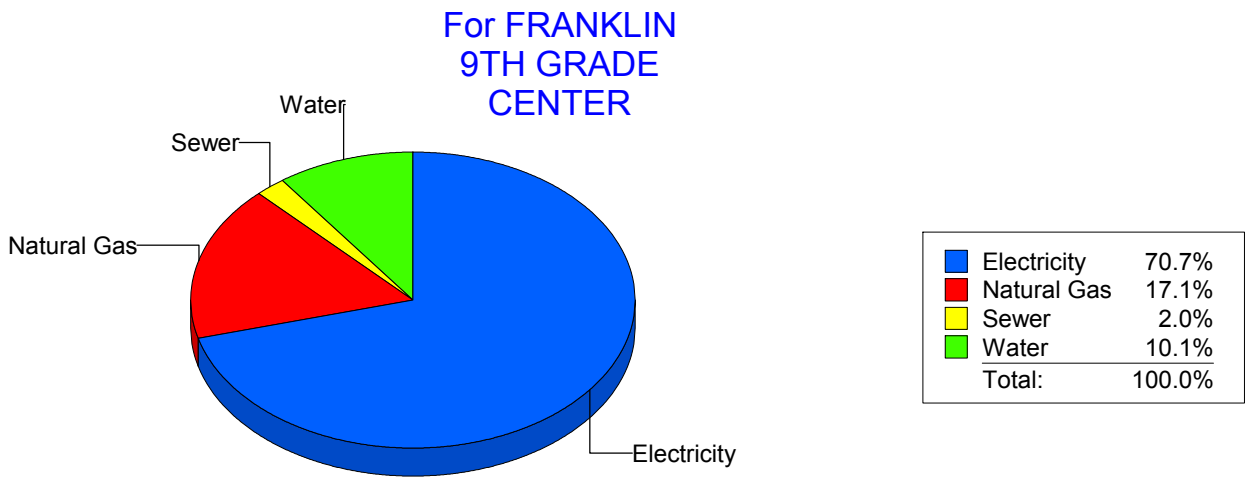
Energy CAP

Cost Avoidance Program

Cost Summary Graph

Grouped by Energy Type

Energy Type	Use	Units	Meter Cost	Special Charges	Total Cost	Avg Unit Cost	% of Total Cost
Site: FRANKLIN9THGRADECENTER - FRANKLIN 9TH GRADE CENTER							
Electricity	154,000	KWH	\$13,308.30	\$0.00	\$13,308.30	0.0864	70.74%
Natural Gas	5,754	CCF	\$3,220.48	\$0.00	\$3,220.48	0.5597	17.12%
Water	1,285	CCF	\$1,904.02	\$0.00	\$1,904.02	1.4817	10.12%
Sewer	89	CCF	\$380.18	\$0.00	\$380.18	4.2717	2.02%
Total Cost:			\$18,812.98	\$0.00	\$18,812.98		



Filters: Cost Center Name Not Equal To DoNotReport; Billing Period Equal To 201504All Meter CodesAll Group Names

elpaso

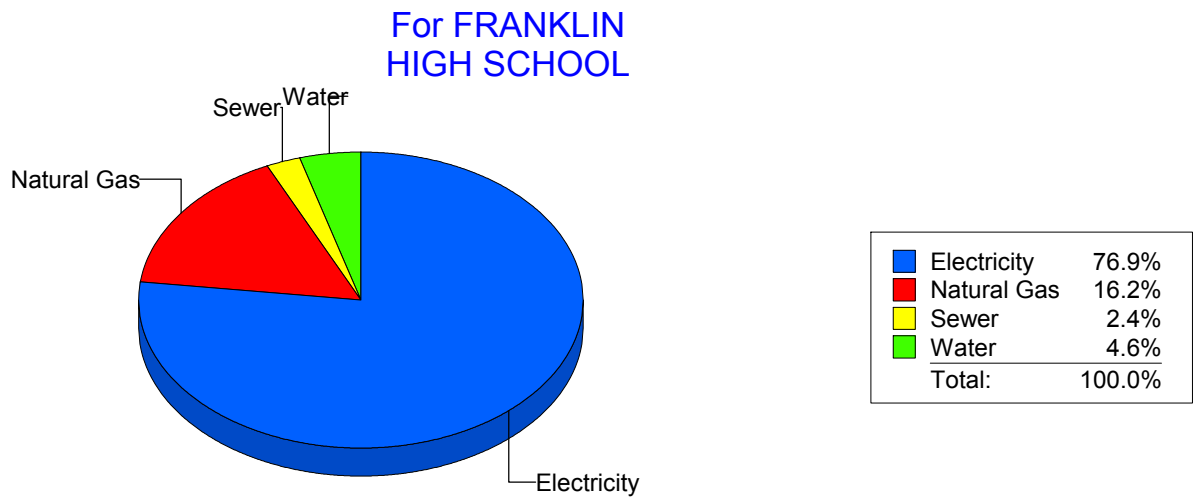
Energy CAP

Cost Avoidance Program

Cost Summary Graph

Grouped by Energy Type

Energy Type	Use	Units	Meter Cost	Special Charges	Total Cost	Avg Unit Cost	% of Total Cost
Site: FRANKLIN HIGH SCHOOL - FRANKLIN HIGH SCHOOL							
Electricity	305,685	KWH	\$26,177.19	\$0.00	\$26,177.19	0.0856	76.91%
Natural Gas	9,839	CCF	\$5,501.33	\$0.00	\$5,501.33	0.5591	16.16%
Water	723	CCF	\$1,557.00	\$0.00	\$1,557.00	2.1535	4.57%
Sewer	372	CCF	\$801.85	\$0.00	\$801.85	2.1555	2.36%
Total Cost:			\$34,037.37	\$0.00	\$34,037.37		



Filters: Cost Center Name Not Equal To DoNotReport; Billing Period Equal To 201504All Meter CodesAll Group Names

el paso

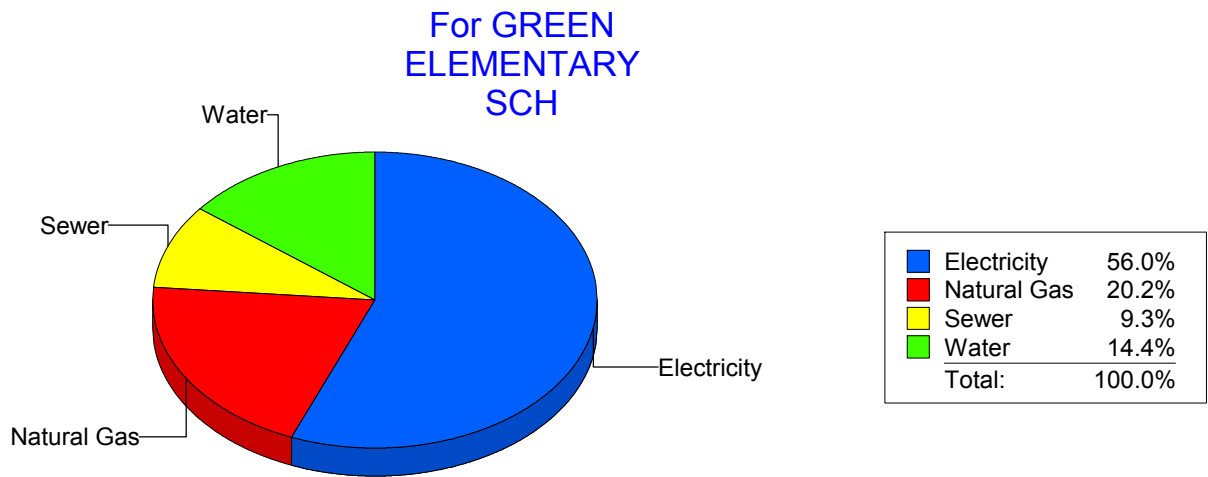
Energy CAP

Cost Avoidance Program

Cost Summary Graph

Grouped by Energy Type

Energy Type	Use	Units	Meter Cost	Special Charges	Total Cost	Avg Unit Cost	% of Total Cost
Site: GREEN ELEMENTARY SCH - GREEN ELEMENTARY SCH							
Electricity	36,300	KWH	\$3,408.62	\$0.00	\$3,408.62	0.0939	56.04%
Natural Gas	1,943	CCF	\$1,231.08	\$0.00	\$1,231.08	0.6336	20.24%
Water	318	CCF	\$875.39	\$0.00	\$875.39	2.7528	14.39%
Sewer	168	CCF	\$567.36	\$0.00	\$567.36	3.3771	9.33%
Total Cost:			\$6,082.45	\$0.00	\$6,082.45		



Filters: Cost Center Name Not Equal To DoNotReport; Billing Period Equal To 201504All Meter CodesAll Group Names

elpaso

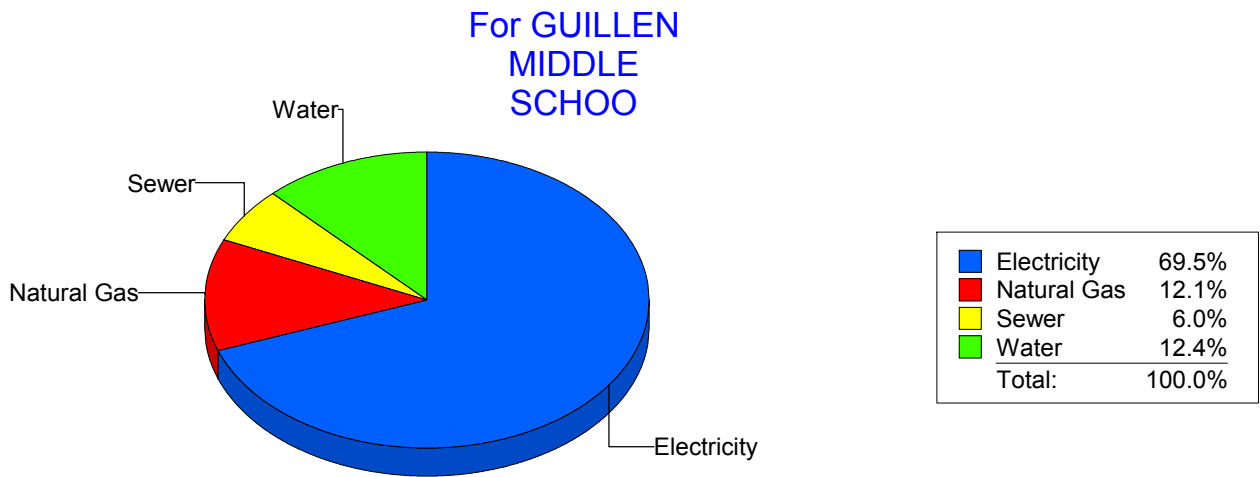
Energy CAP

Cost Avoidance Program

Cost Summary Graph

Grouped by Energy Type

Energy Type	Use	Units	Meter Cost	Special Charges	Total Cost	Avg Unit Cost	% of Total Cost
Site: GUILLEN MIDDLE SCHOO - GUILLEN MIDDLE SCHOO							
Electricity	85,320	KWH	\$7,900.16	\$0.00	\$7,900.16	0.0926	69.51%
Natural Gas	2,211	CCF	\$1,377.26	\$0.00	\$1,377.26	0.6229	12.12%
Water	690	CCF	\$1,404.23	\$0.00	\$1,404.23	2.0351	12.36%
Sewer	304	CCF	\$683.17	\$0.00	\$683.17	2.2473	6.01%
Total Cost:			\$11,364.82	\$0.00	\$11,364.82		



Filters: Cost Center Name Not Equal To DoNotReport; Billing Period Equal To 201504All Meter CodesAll Group Names

el Paso

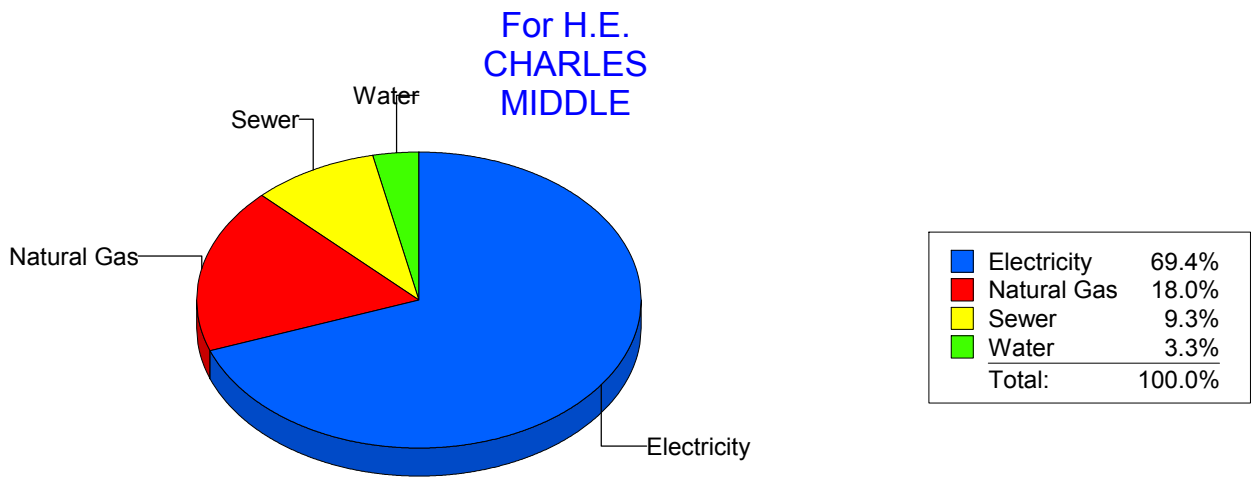
Energy CAP

Cost Avoidance Program

Cost Summary Graph

Grouped by Energy Type

Energy Type	Use	Units	Meter Cost	Special Charges	Total Cost	Avg Unit Cost	% of Total Cost
Site: H.E. CHARLES MIDDLE - H.E. CHARLES MIDDLE							
Electricity	84,116	KWH	\$8,559.85	\$0.00	\$8,559.85	0.1018	69.42%
Natural Gas	3,763	CCF	\$2,220.27	\$0.00	\$2,220.27	0.5900	18.01%
Water	114	CCF	\$402.16	\$0.00	\$402.16	3.5277	3.26%
Sewer	604	CCF	\$1,147.53	\$0.00	\$1,147.53	1.8999	9.31%
Total Cost:			\$12,329.81	\$0.00	\$12,329.81		



Filters: Cost Center Name Not Equal To DoNotReport; Billing Period Equal To 201504All Meter CodesAll Group Names

el paso

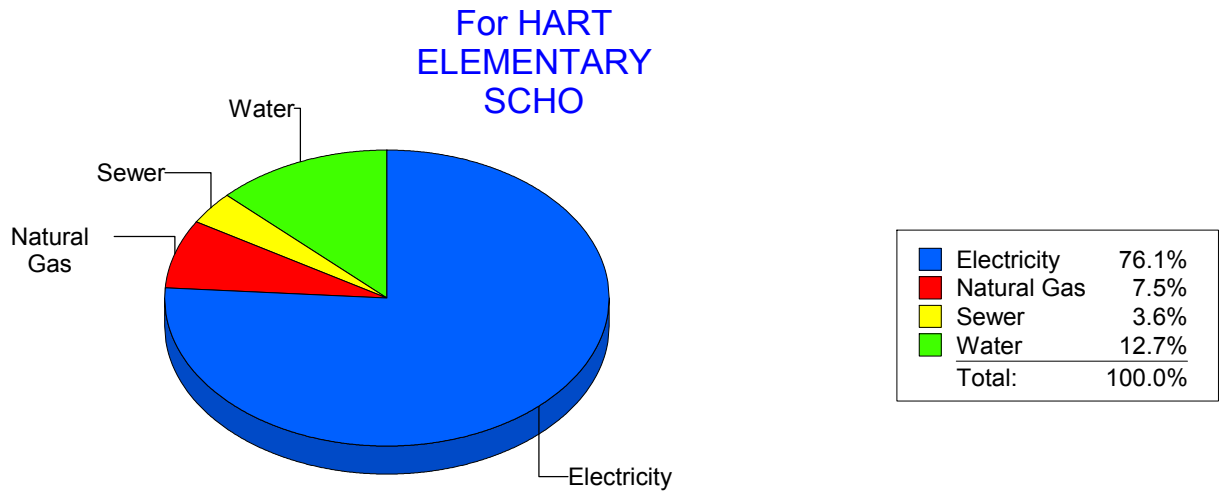
Energy CAP

Cost Avoidance Program

Cost Summary Graph

Grouped by Energy Type

Energy Type	Use	Units	Meter Cost	Special Charges	Total Cost	Avg Unit Cost	% of Total Cost
Site: HART ELEMENTARY SCHO - HART ELEMENTARY SCHO							
Electricity	54,600	KWH	\$4,940.83	\$0.00	\$4,940.83	0.0905	76.08%
Natural Gas	743	CCF	\$489.10	\$0.00	\$489.10	0.6583	7.53%
Water	211	CCF	\$827.92	\$0.00	\$827.92	3.9238	12.75%
Sewer	51	CCF	\$236.73	\$0.00	\$236.73	4.6418	3.65%
Total Cost:			\$6,494.58	\$0.00	\$6,494.58		



Filters: Cost Center Name Not Equal To DoNotReport; Billing Period Equal To 201504All Meter CodesAll Group Names

el paso

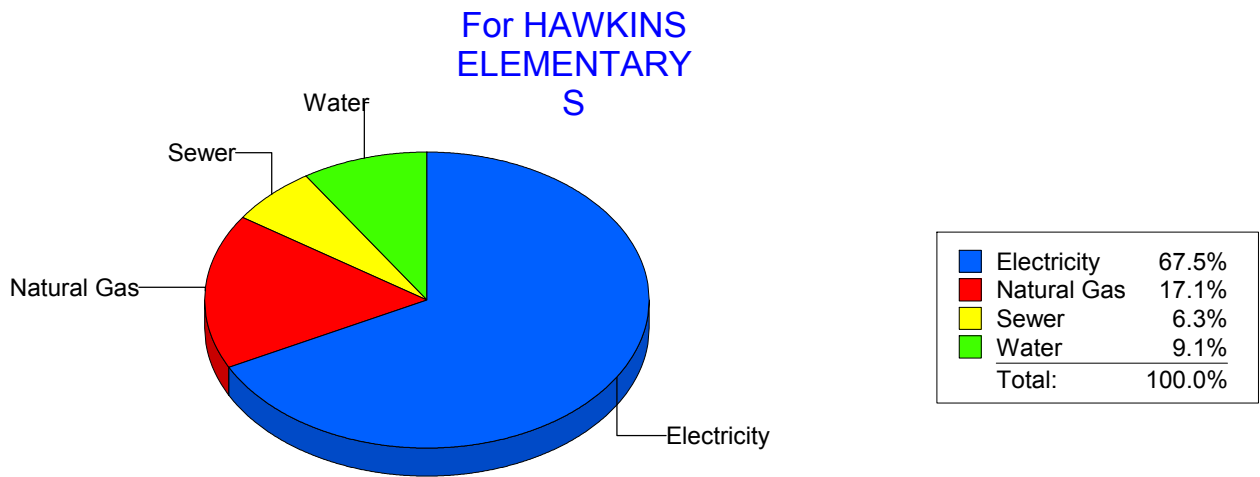
Energy CAP

Cost Avoidance Program

Cost Summary Graph

Grouped by Energy Type

Energy Type	Use	Units	Meter Cost	Special Charges	Total Cost	Avg Unit Cost	% of Total Cost
Site: HAWKINS ELEMENTARY S - HAWKINS ELEMENTARY S							
Electricity	26,215	KWH	\$2,465.06	\$0.00	\$2,465.06	0.0940	67.47%
Natural Gas	987	CCF	\$623.33	\$0.00	\$623.33	0.6315	17.06%
Water	114	CCF	\$333.78	\$0.00	\$333.78	2.9279	9.14%
Sewer	62	CCF	\$231.32	\$0.00	\$231.32	3.7310	6.33%
Total Cost:			\$3,653.49	\$0.00	\$3,653.49		



Filters: Cost Center Name Not Equal To DoNotReport; Billing Period Equal To 201504All Meter CodesAll Group Names

elpaso

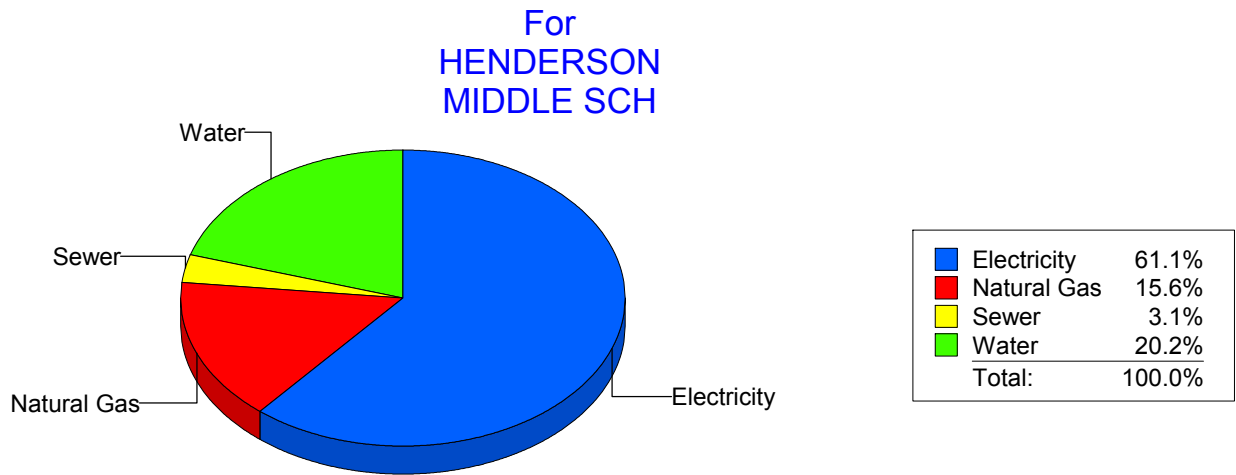
Energy CAP

Cost Avoidance Program

Cost Summary Graph

Grouped by Energy Type

Energy Type	Use	Units	Meter Cost	Special Charges	Total Cost	Avg Unit Cost	% of Total Cost
Site: HENDERSON MIDDLE SCH - HENDERSON MIDDLE SCH							
Electricity	49,227	KWH	\$4,914.38	\$0.00	\$4,914.38	0.0998	61.13%
Natural Gas	2,131	CCF	\$1,253.68	\$0.00	\$1,253.68	0.5883	15.59%
Water	600	CCF	\$1,626.22	\$0.00	\$1,626.22	2.7104	20.23%
Sewer	118	CCF	\$245.29	\$0.00	\$245.29	2.0787	3.05%
Total Cost:			\$8,039.57	\$0.00	\$8,039.57		



Filters: Cost Center Name Not Equal To DoNotReport; Billing Period Equal To 201504All Meter CodesAll Group Names

el paso


Energy CAP

Cost Avoidance Program

Cost Summary Graph

Grouped by Energy Type

Energy Type	Use	Units	Meter Cost	Special Charges	Total Cost	Avg Unit Cost	% of Total Cost
Site: HERCULES COTTAGES - HERCULES COTTAGES							
Electricity	4,072	KWH	\$618.92	\$0.00	\$618.92	0.1520	52.17%
Natural Gas	110	CCF	\$373.54	\$0.00	\$373.54	3.3958	31.49%
Water	47	CCF	\$118.22	\$0.00	\$118.22	2.5153	9.97%
Sewer	27	CCF	\$75.63	\$0.00	\$75.63	2.8011	6.38%
Total Cost:			\$1,186.31	\$0.00	\$1,186.31		



Filters: Cost Center Name Not Equal To DoNotReport; Billing Period Equal To 201504All Meter CodesAll Group Names

elpaso

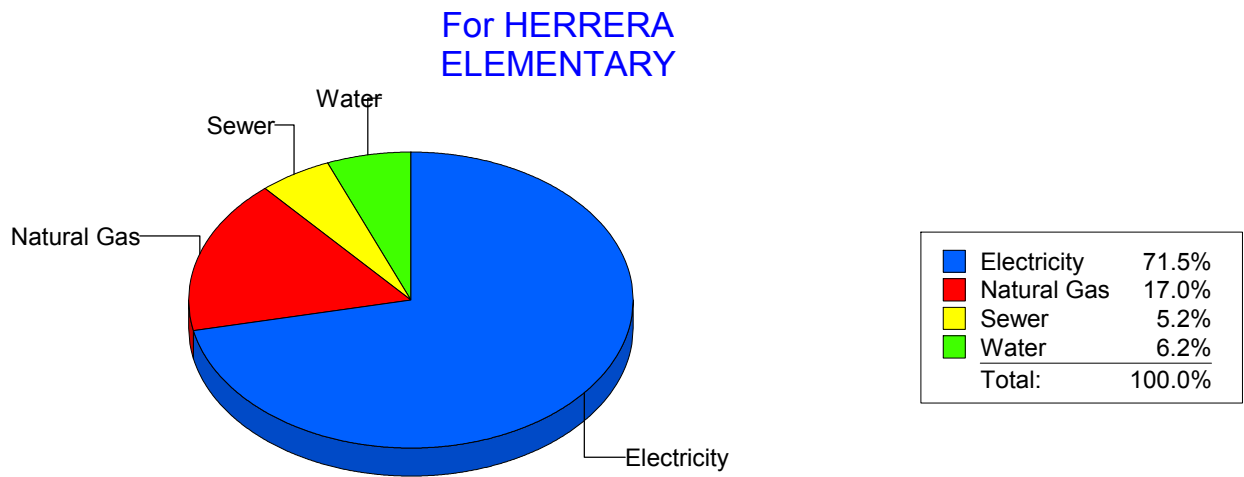
Energy CAP

Cost Avoidance Program

Cost Summary Graph

Grouped by Energy Type

Energy Type	Use	Units	Meter Cost	Special Charges	Total Cost	Avg Unit Cost	% of Total Cost
Site: HERRERA - HERRERA ELEMENTARY							
Electricity	65,000	KWH	\$6,145.49	\$0.00	\$6,145.49	0.0945	71.55%
Natural Gas	2,507	CCF	\$1,460.85	\$0.00	\$1,460.85	0.5827	17.01%
Water	179	CCF	\$534.10	\$0.00	\$534.10	2.9838	6.22%
Sewer	135	CCF	\$448.72	\$0.00	\$448.72	3.3239	5.22%
Total Cost:			\$8,589.16	\$0.00	\$8,589.16		



Filters: Cost Center Name Not Equal To DoNotReport; Billing Period Equal To 201504All Meter CodesAll Group Names

el paso

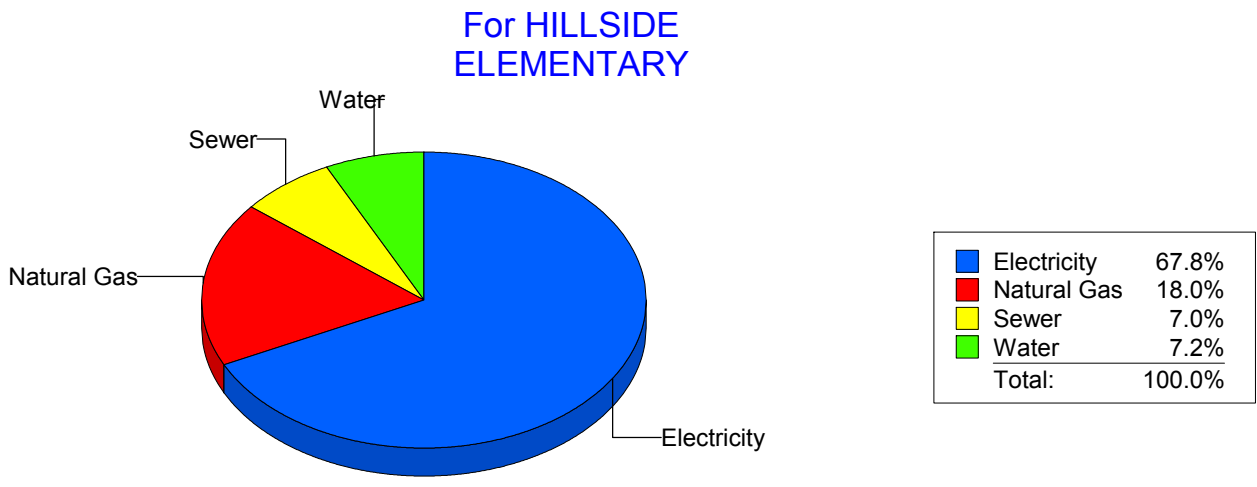
Energy CAP

Cost Avoidance Program

Cost Summary Graph

Grouped by Energy Type

Energy Type	Use	Units	Meter Cost	Special Charges	Total Cost	Avg Unit Cost	% of Total Cost
Site: HILLSIDE ELEMENTARY - HILLSIDE ELEMENTARY							
Electricity	34,083	KWH	\$3,830.82	\$0.00	\$3,830.82	0.1124	67.83%
Natural Gas	1,285	CCF	\$1,016.26	\$0.00	\$1,016.26	0.7909	17.99%
Water	126	CCF	\$407.99	\$0.00	\$407.99	3.2380	7.22%
Sewer	109	CCF	\$392.62	\$0.00	\$392.62	3.6020	6.95%
Total Cost:			\$5,647.69	\$0.00	\$5,647.69		



Filters: Cost Center Name Not Equal To DoNotReport; Billing Period Equal To 201504All Meter CodesAll Group Names

elpaso

Energy CAP

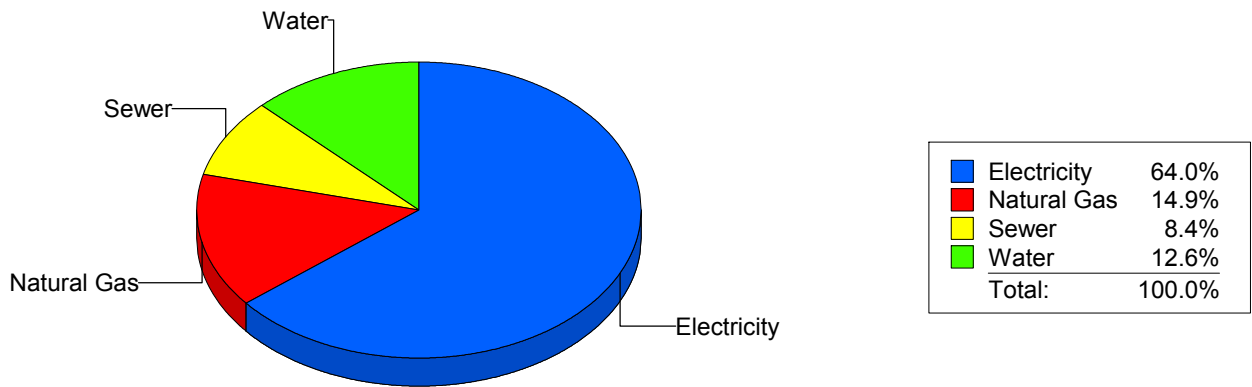
Cost Avoidance Program

Cost Summary Graph

Grouped by Energy Type

Energy Type	Use	Units	Meter Cost	Special Charges	Total Cost	Avg Unit Cost	% of Total Cost
Site: HOUSTON INTERMEDIATE - HOUSTON INTERMEDIATE							
Electricity	28,800	KWH	\$2,765.07	\$0.00	\$2,765.07	0.0960	64.05%
Natural Gas	747	CCF	\$644.84	\$0.00	\$644.84	0.8632	14.94%
Water	159	CCF	\$543.02	\$0.00	\$543.02	3.4152	12.58%
Sewer	82	CCF	\$364.19	\$0.00	\$364.19	4.4413	8.44%
Total Cost:			\$4,317.12	\$0.00	\$4,317.12		

For HOUSTON INTERMEDIATE



Filters: Cost Center Name Not Equal To DoNotReport; Billing Period Equal To 201504All Meter CodesAll Group Names

elpaso

Energy CAP

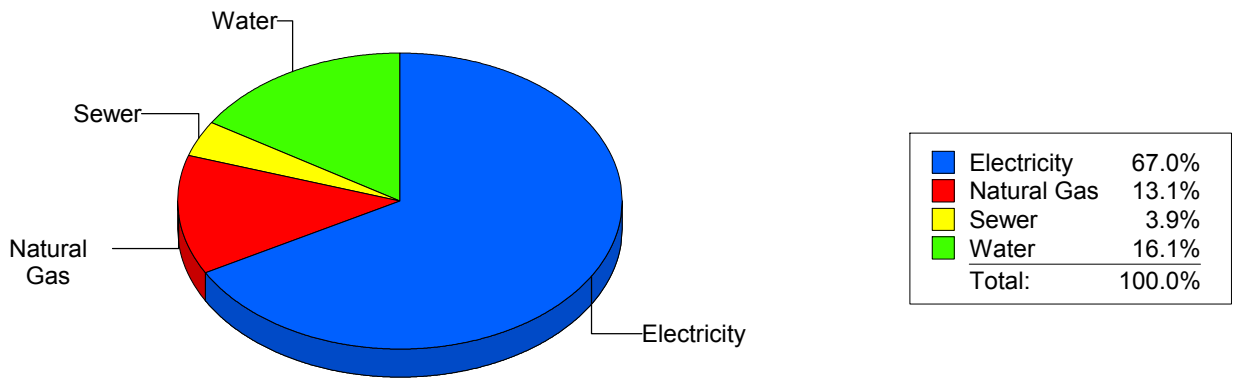
Cost Avoidance Program

Cost Summary Graph

Grouped by Energy Type

Energy Type	Use	Units	Meter Cost	Special Charges	Total Cost	Avg Unit Cost	% of Total Cost
Site: MOYE - HR MOYE							
Electricity	63,720	KWH	\$6,196.09	\$0.00	\$6,196.09	0.0972	66.97%
Natural Gas	2,052	CCF	\$1,210.15	\$0.00	\$1,210.15	0.5897	13.08%
Water	306	CCF	\$1,487.03	\$0.00	\$1,487.03	4.8596	16.07%
Sewer	75	CCF	\$359.32	\$0.00	\$359.32	4.7909	3.88%
Total Cost:			\$9,252.59	\$0.00	\$9,252.59		

For HR MOYE



Filters: Cost Center Name Not Equal To DoNotReport; Billing Period Equal To 201504All Meter CodesAll Group Names

elpaso

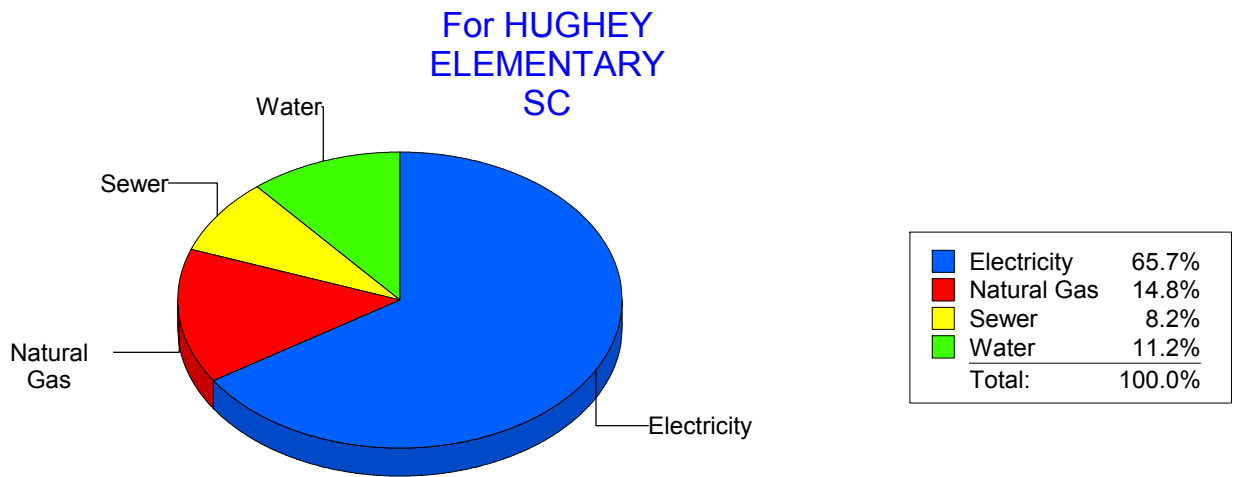
Energy CAP

Cost Avoidance Program

Cost Summary Graph

Grouped by Energy Type

Energy Type	Use	Units	Meter Cost	Special Charges	Total Cost	Avg Unit Cost	% of Total Cost
Site: HUGHEY ELEMENTARY SC - HUGHEY ELEMENTARY SC							
Electricity	39,073	KWH	\$4,135.06	\$0.00	\$4,135.06	0.1058	65.71%
Natural Gas	1,285	CCF	\$930.81	\$0.00	\$930.81	0.7244	14.79%
Water	250	CCF	\$707.89	\$0.00	\$707.89	2.8316	11.25%
Sewer	147	CCF	\$518.71	\$0.00	\$518.71	3.5286	8.24%
Total Cost:			\$6,292.47	\$0.00	\$6,292.47		



Filters: Cost Center Name Not Equal To DoNotReport; Billing Period Equal To 201504All Meter CodesAll Group Names

elpaso

Energy CAP

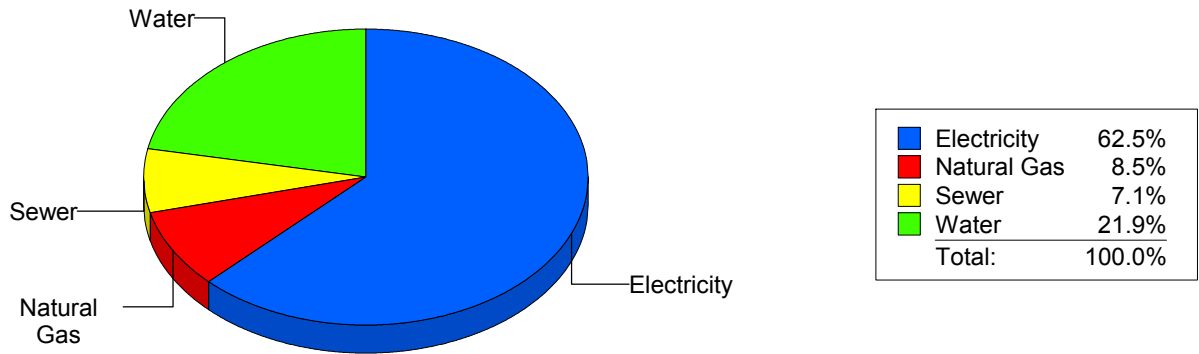
Cost Avoidance Program

Cost Summary Graph

Grouped by Energy Type

Energy Type	Use	Units	Meter Cost	Special Charges	Total Cost	Avg Unit Cost	% of Total Cost
Site: IRVIN HIGH SCHOOL - IRVIN HIGH SCHOOL							
Electricity	113,256	KWH	\$10,791.24	\$0.00	\$10,791.24	0.0953	62.54%
Natural Gas	2,356	CCF	\$1,458.65	\$0.00	\$1,458.65	0.6191	8.45%
Water	1,704	CCF	\$3,780.52	\$0.00	\$3,780.52	2.2186	21.91%
Sewer	714	CCF	\$1,224.60	\$0.00	\$1,224.60	1.7151	7.10%
Total Cost:			\$17,255.01	\$0.00	\$17,255.01		

For IRVIN HIGH SCHOOL



Filters: Cost Center Name Not Equal To DoNotReport; Billing Period Equal To 201504All Meter CodesAll Group Names

el paso

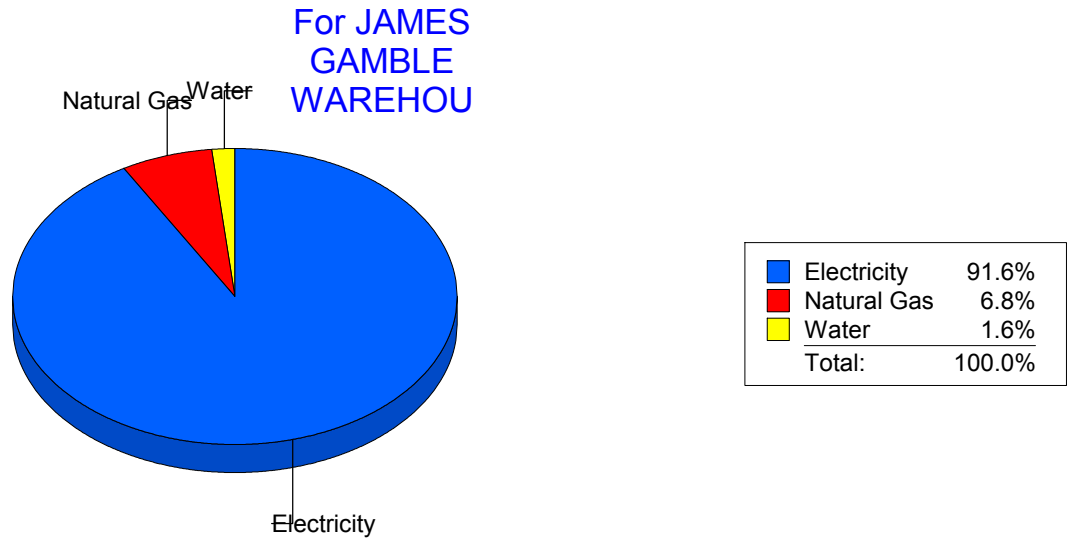
Energy CAP

Cost Avoidance Program

Cost Summary Graph

Grouped by Energy Type

Energy Type	Use	Units	Meter Cost	Special Charges	Total Cost	Avg Unit Cost	% of Total Cost
Site: JAMES GAMBLE WAREHOU - JAMES GAMBLE WAREHOU							
Electricity	28,200	KWH	\$2,505.84	\$0.00	\$2,505.84	0.0889	91.65%
Natural Gas	205	CCF	\$185.90	\$0.00	\$185.90	0.9068	6.80%
Water	0	CCF	\$42.47	\$0.00	\$42.47	0.0000	1.55%
Total Cost:			\$2,734.21	\$0.00	\$2,734.21		



Filters: Cost Center Name Not Equal To DoNotReport; Billing Period Equal To 201504All Meter CodesAll Group Names

elpaso

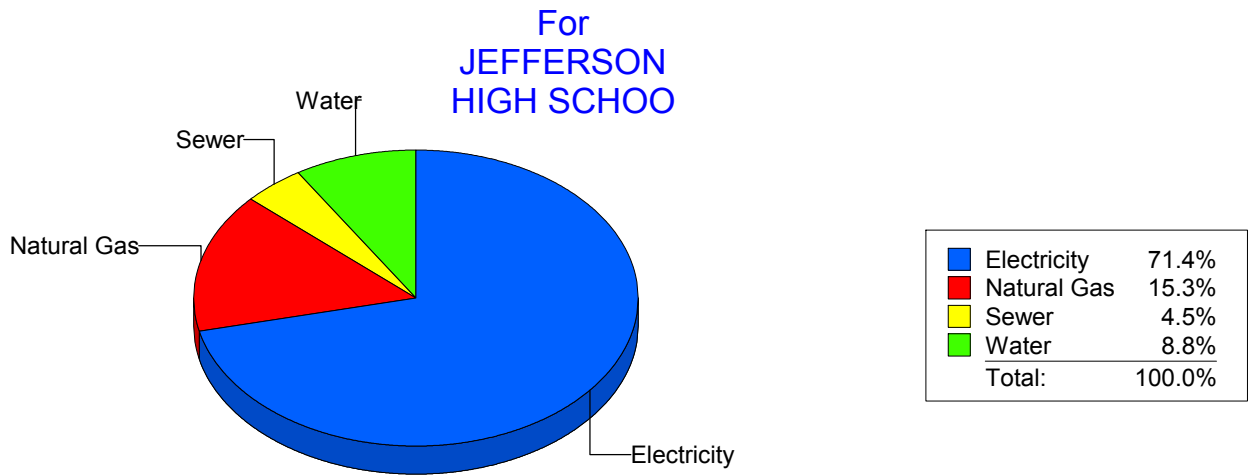
Energy CAP

Cost Avoidance Program

Cost Summary Graph

Grouped by Energy Type

Energy Type	Use	Units	Meter Cost	Special Charges	Total Cost	Avg Unit Cost	% of Total Cost
Site: JEFFERSON HIGH SCHOO - JEFFERSON HIGH SCHOO							
Electricity	110,475	KWH	\$10,839.34	\$0.00	\$10,839.34	0.0981	71.45%
Natural Gas	3,107	CCF	\$2,320.50	\$0.00	\$2,320.50	0.7469	15.30%
Water	553	CCF	\$1,331.71	\$0.00	\$1,331.71	2.4082	8.78%
Sewer	197	CCF	\$679.83	\$0.00	\$679.83	3.4509	4.48%
Total Cost:			\$15,171.38	\$0.00	\$15,171.38		



Filters: Cost Center Name Not Equal To DoNotReport; Billing Period Equal To 201504All Meter CodesAll Group Names

elpaso

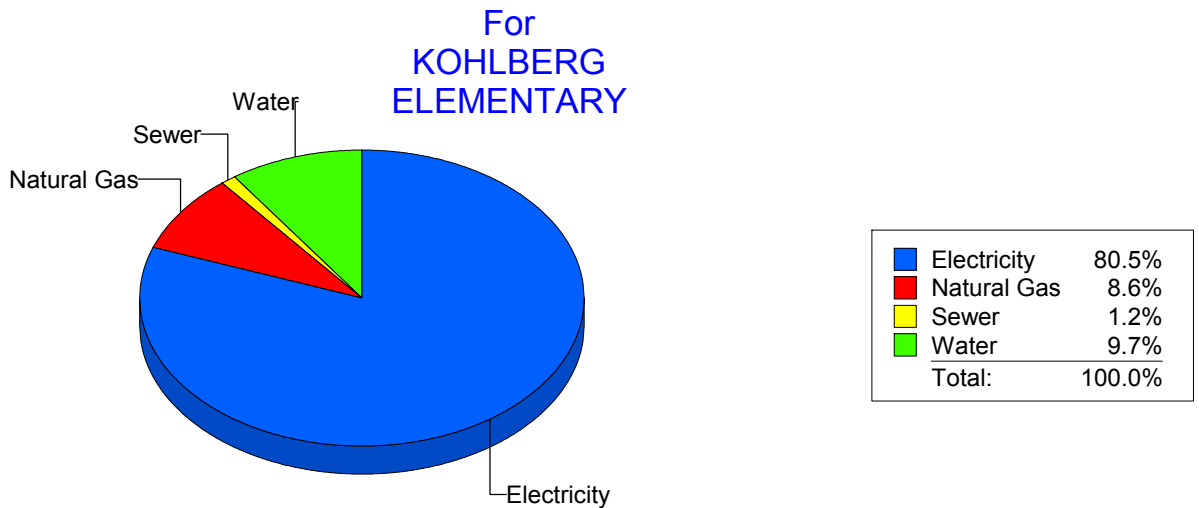
Energy CAP

Cost Avoidance Program

Cost Summary Graph

Grouped by Energy Type

Energy Type	Use	Units	Meter Cost	Special Charges	Total Cost	Avg Unit Cost	% of Total Cost
Site: KOHLBERG ELEMENTARY - KOHLBERG ELEMENTARY							
Electricity	48,560	KWH	\$5,189.08	\$0.00	\$5,189.08	0.1069	80.50%
Natural Gas	713	CCF	\$553.35	\$0.00	\$553.35	0.7761	8.58%
Water	271	CCF	\$627.91	\$0.00	\$627.91	2.3170	9.74%
Sewer	12	CCF	\$75.67	\$0.00	\$75.67	6.3058	1.17%
Total Cost:			\$6,446.01	\$0.00	\$6,446.01		



Filters: Cost Center Name Not Equal To DoNotReport; Billing Period Equal To 201504All Meter CodesAll Group Names

elpaso

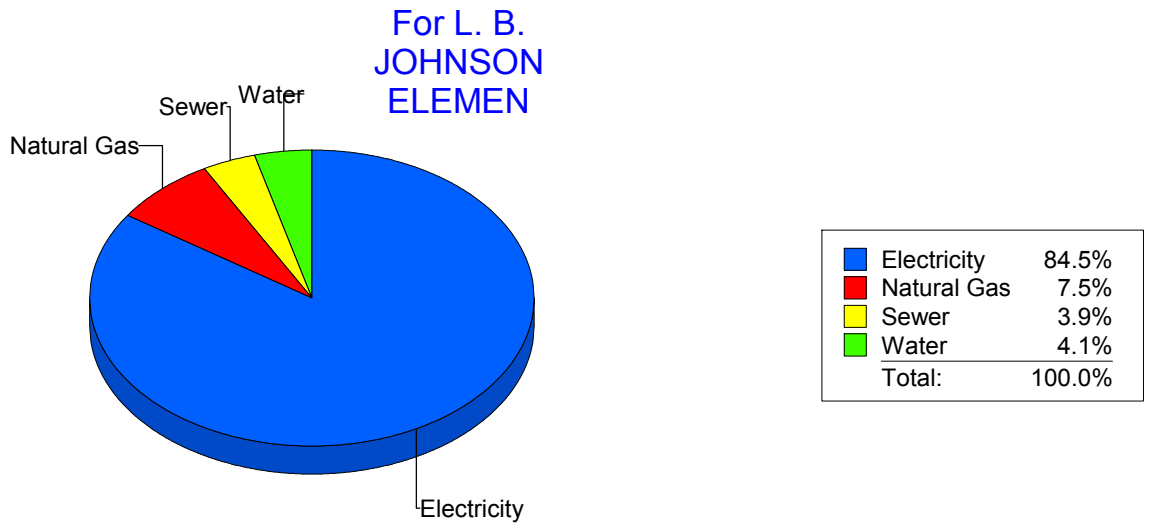
Energy CAP

Cost Avoidance Program

Cost Summary Graph

Grouped by Energy Type

Energy Type	Use	Units	Meter Cost	Special Charges	Total Cost	Avg Unit Cost	% of Total Cost
Site: L. B. JOHNSON ELEMEN - L. B. JOHNSON ELEMEN							
Electricity	68,250	KWH	\$7,752.85	\$0.00	\$7,752.85	0.1136	84.49%
Natural Gas	964	CCF	\$691.67	\$0.00	\$691.67	0.7175	7.54%
Water	169	CCF	\$372.84	\$0.00	\$372.84	2.2062	4.06%
Sewer	133	CCF	\$358.91	\$0.00	\$358.91	2.6986	3.91%
Total Cost:			\$9,176.27	\$0.00	\$9,176.27		



Filters: Cost Center Name Not Equal To DoNotReport; Billing Period Equal To 201504All Meter CodesAll Group Names

elpaso

Energy CAP

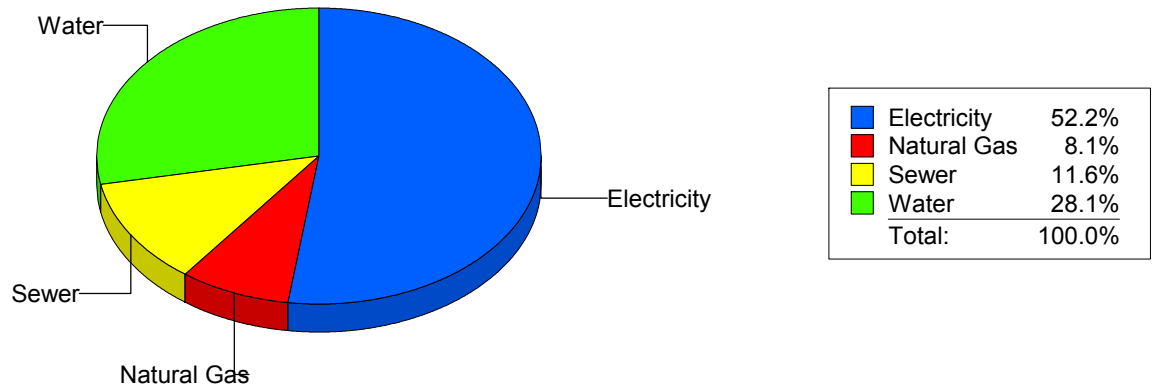
Cost Avoidance Program

Cost Summary Graph

Grouped by Energy Type

Energy Type	Use	Units	Meter Cost	Special Charges	Total Cost	Avg Unit Cost	% of Total Cost
Site: LAMAR ELEMENTARY SCH - LAMAR ELEMENTARY SCH							
Electricity	32,100	KWH	\$3,116.96	\$0.00	\$3,116.96	0.0971	52.16%
Natural Gas	446	CCF	\$485.84	\$0.00	\$485.84	1.0893	8.13%
Water	560	CCF	\$1,679.61	\$0.00	\$1,679.61	2.9993	28.11%
Sewer	203	CCF	\$693.42	\$0.00	\$693.42	3.4159	11.60%
Total Cost:			\$5,975.83	\$0.00	\$5,975.83		

For LAMAR
ELEMENTARY
SCH



Filters: Cost Center Name Not Equal To DoNotReport; Billing Period Equal To 201504All Meter CodesAll Group Names

elpaso

Energy CAP

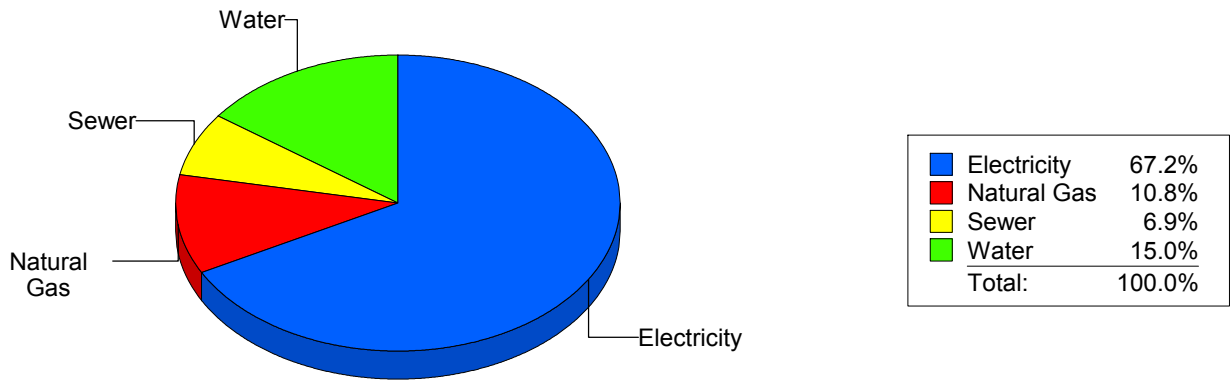
Cost Avoidance Program

Cost Summary Graph

Grouped by Energy Type

Energy Type	Use	Units	Meter Cost	Special Charges	Total Cost	Avg Unit Cost	% of Total Cost
Site: LEE ELEMENTARY - LEE ELEMENTARY							
Electricity	31,790	KWH	\$3,728.27	\$0.00	\$3,728.27	0.1173	67.24%
Natural Gas	947	CCF	\$601.29	\$0.00	\$601.29	0.6349	10.85%
Water	229	CCF	\$831.59	\$0.00	\$831.59	3.6314	15.00%
Sewer	91	CCF	\$383.16	\$0.00	\$383.16	4.2105	6.91%
Total Cost:			\$5,544.31	\$0.00	\$5,544.31		

For LEE ELEMENTARY



Filters: Cost Center Name Not Equal To DoNotReport; Billing Period Equal To 201504All Meter CodesAll Group Names

elpaso

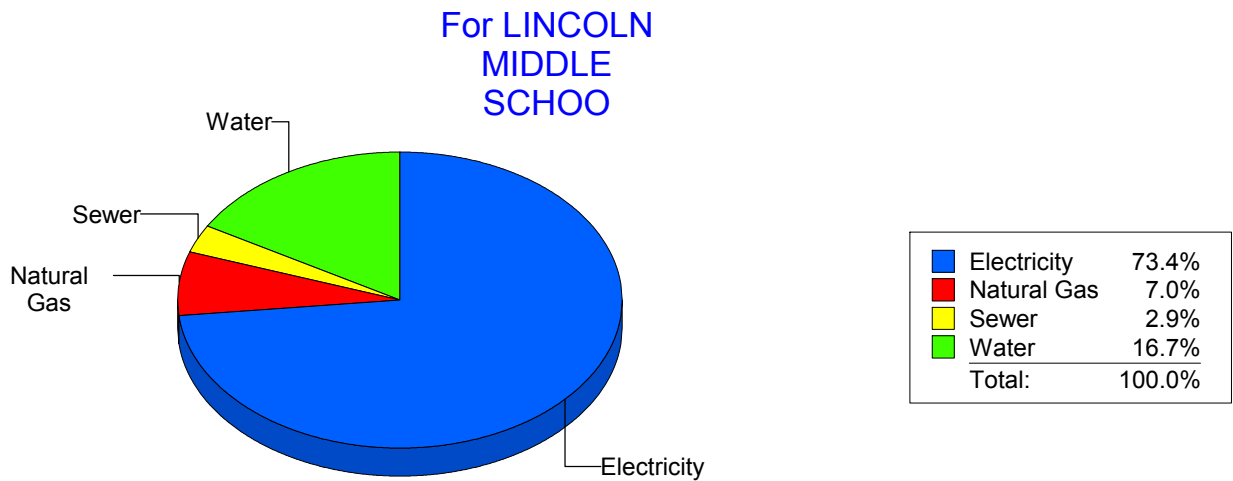
Energy CAP

Cost Avoidance Program

Cost Summary Graph

Grouped by Energy Type

Energy Type	Use	Units	Meter Cost	Special Charges	Total Cost	Avg Unit Cost	% of Total Cost
Site: LINCOLN MIDDLE SCHOOL - LINCOLN MIDDLE SCHOOL							
Electricity	20,250	KWH	\$12,076.48	\$0.00	\$12,076.48	0.5964	73.43%
Natural Gas	1,937	CCF	\$1,146.78	\$0.00	\$1,146.78	0.5920	6.97%
Water	832	CCF	\$2,744.86	\$0.00	\$2,744.86	3.2991	16.69%
Sewer	213	CCF	\$478.11	\$0.00	\$478.11	2.2446	2.91%
Total Cost:			\$16,446.23	\$0.00	\$16,446.23		



Filters: Cost Center Name Not Equal To DoNotReport; Billing Period Equal To 201504All Meter CodesAll Group Names

elpaso

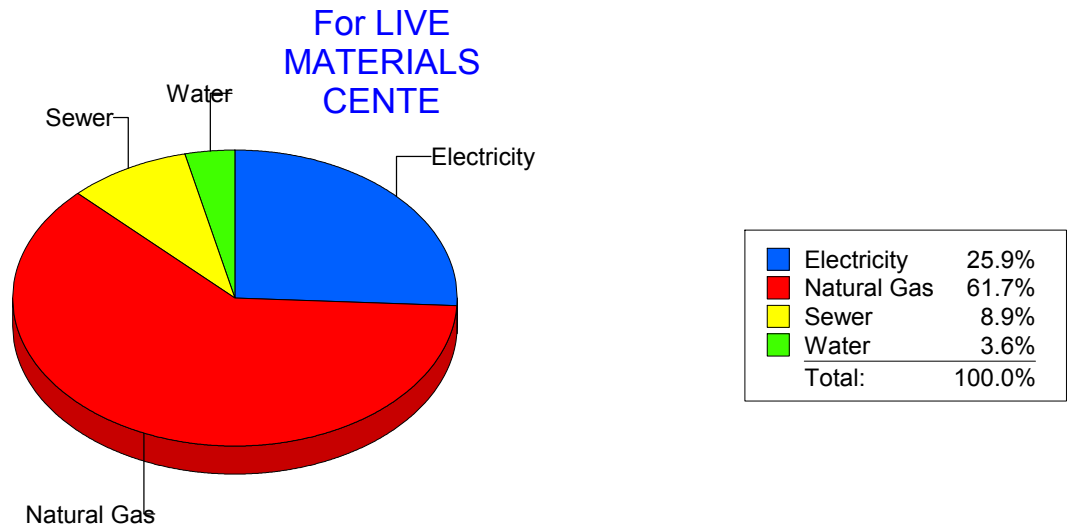
Energy CAP

Cost Avoidance Program

Cost Summary Graph

Grouped by Energy Type

Energy Type	Use	Units	Meter Cost	Special Charges	Total Cost	Avg Unit Cost	% of Total Cost
Site: LIVE MATERIALS CENTE - LIVE MATERIALS CENTE							
Electricity		361 KWH	\$73.21	\$0.00	\$73.21	0.2028	25.87%
Natural Gas		28 CCF	\$174.60	\$0.00	\$174.60	6.2357	61.70%
Water		0 CCF	\$10.06	\$0.00	\$10.06	0.0000	3.56%
Sewer		1 CCF	\$25.09	\$0.00	\$25.09	25.0900	8.87%
Total Cost:			\$282.96	\$0.00	\$282.96		



Filters: Cost Center Name Not Equal To DoNotReport; Billing Period Equal To 201504All Meter CodesAll Group Names

elpaso

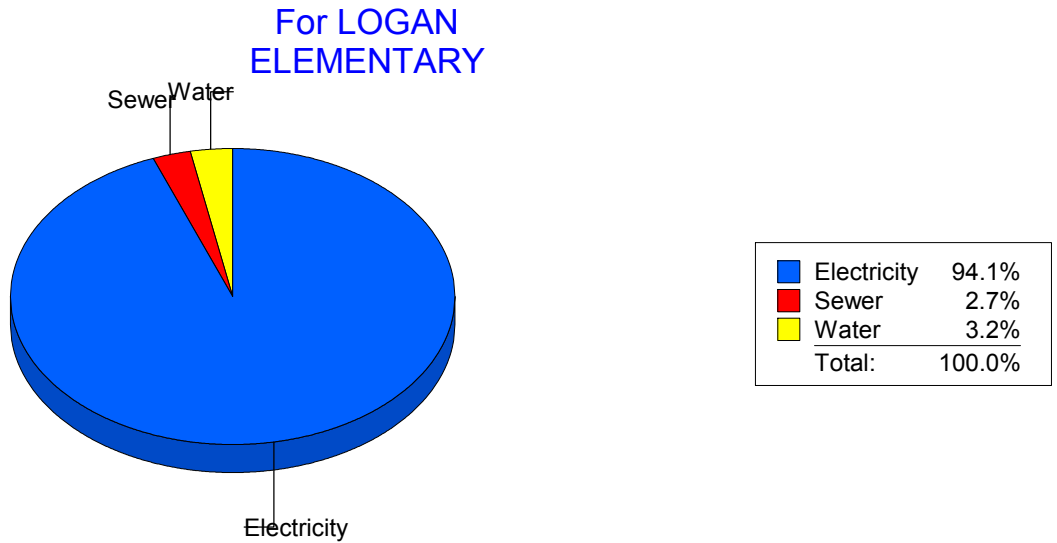
Energy CAP

Cost Avoidance Program

Cost Summary Graph

Grouped by Energy Type

Energy Type	Use	Units	Meter Cost	Special Charges	Total Cost	Avg Unit Cost	% of Total Cost
Site: LOGAN ELEMENTARY - LOGAN ELEMENTARY							
Electricity		316 KWH	\$2,656.78	\$0.00	\$2,656.78	8.4075	94.08%
Water		12 CCF	\$90.25	\$0.00	\$90.25	7.5208	3.20%
Sewer		5 CCF	\$76.92	\$0.00	\$76.92	15.3840	2.72%
Total Cost:			\$2,823.95	\$0.00	\$2,823.95		



Filters: Cost Center Name Not Equal To DoNotReport; Billing Period Equal To 201504All Meter CodesAll Group Names

elpaso

Energy CAP

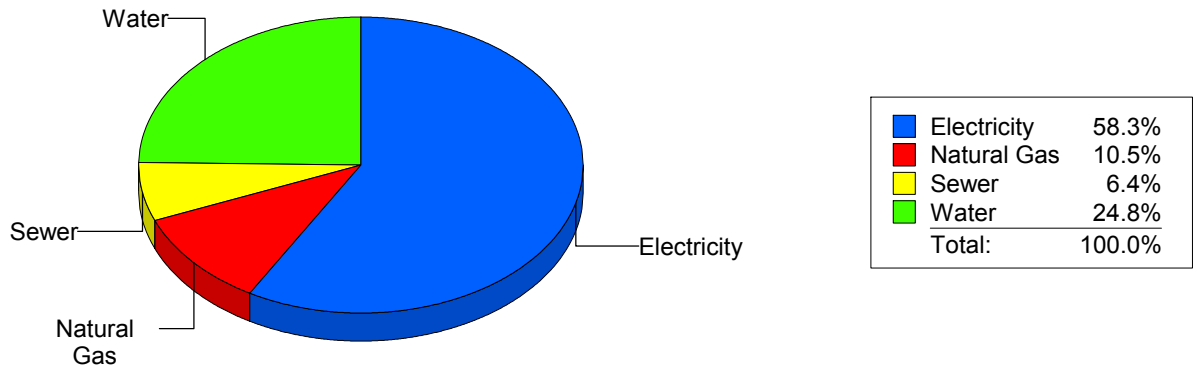
Cost Avoidance Program

Cost Summary Graph

Grouped by Energy Type

Energy Type	Use	Units	Meter Cost	Special Charges	Total Cost	Avg Unit Cost	% of Total Cost
Site: LUNDY - LUNDY							
Electricity	48,800	KWH	\$5,299.22	\$0.00	\$5,299.22	0.1086	58.29%
Natural Gas	1,454	CCF	\$958.58	\$0.00	\$958.58	0.6593	10.54%
Water	709	CCF	\$2,252.51	\$0.00	\$2,252.51	3.1770	24.78%
Sewer	224	CCF	\$581.33	\$0.00	\$581.33	2.5952	6.39%
Total Cost:			\$9,091.64	\$0.00	\$9,091.64		

For LUNDY



Filters: Cost Center Name Not Equal To DoNotReport; Billing Period Equal To 201504All Meter CodesAll Group Names

elpaso

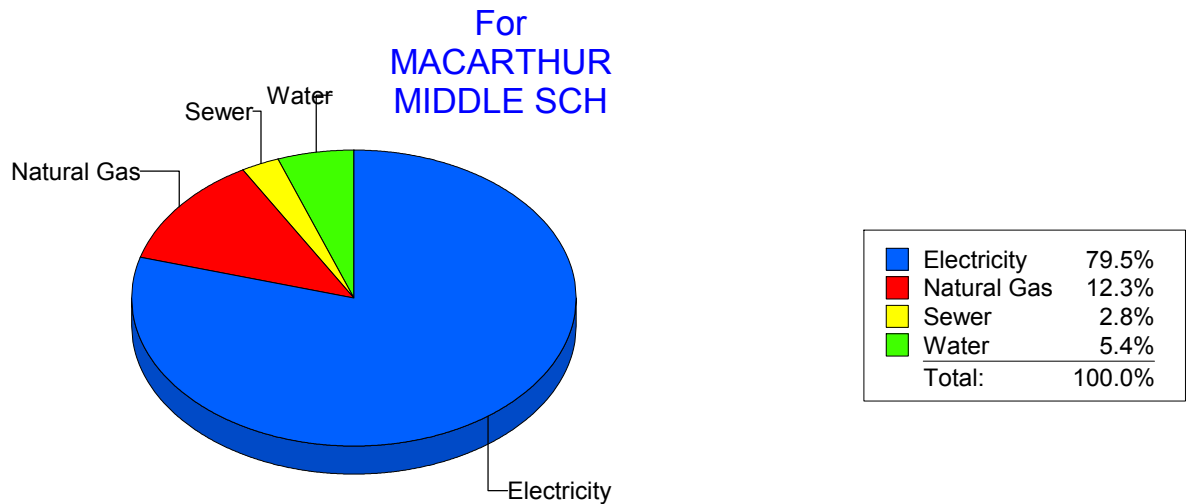
Energy CAP

Cost Avoidance Program

Cost Summary Graph

Grouped by Energy Type

Energy Type	Use	Units	Meter Cost	Special Charges	Total Cost	Avg Unit Cost	% of Total Cost
Site: MACARTHUR MIDDLE SCH - MACARTHUR MIDDLE SCH							
Electricity	85,240	KWH	\$8,354.06	\$0.00	\$8,354.06	0.0980	79.45%
Natural Gas	2,195	CCF	\$1,288.93	\$0.00	\$1,288.93	0.5872	12.26%
Water	179	CCF	\$572.51	\$0.00	\$572.51	3.1984	5.44%
Sewer	93	CCF	\$299.31	\$0.00	\$299.31	3.2184	2.85%
Total Cost:			\$10,514.81	\$0.00	\$10,514.81		



Filters: Cost Center Name Not Equal To DoNotReport; Billing Period Equal To 201504All Meter CodesAll Group Names

elpaso

Energy CAP

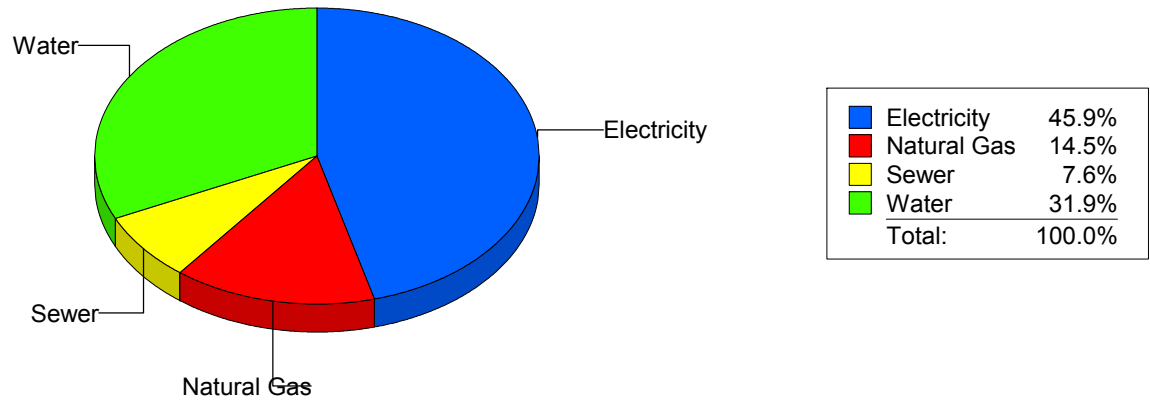
Cost Avoidance Program

Cost Summary Graph

Grouped by Energy Type

Energy Type	Use	Units	Meter Cost	Special Charges	Total Cost	Avg Unit Cost	% of Total Cost
Site: MAGOFFIN MIDDLE SCHO - MAGOFFIN MIDDLE SCHO							
Electricity	17,250	KWH	\$1,856.06	\$0.00	\$1,856.06	0.1076	45.93%
Natural Gas	921	CCF	\$586.93	\$0.00	\$586.93	0.6373	14.52%
Water	467	CCF	\$1,290.68	\$0.00	\$1,290.68	2.7638	31.94%
Sewer	40	CCF	\$307.17	\$0.00	\$307.17	7.6793	7.60%
Total Cost:			\$4,040.84	\$0.00	\$4,040.84		

For MAGOFFIN MIDDLE SCHO



Filters: Cost Center Name Not Equal To DoNotReport; Billing Period Equal To 201504All Meter CodesAll Group Names

elpaso

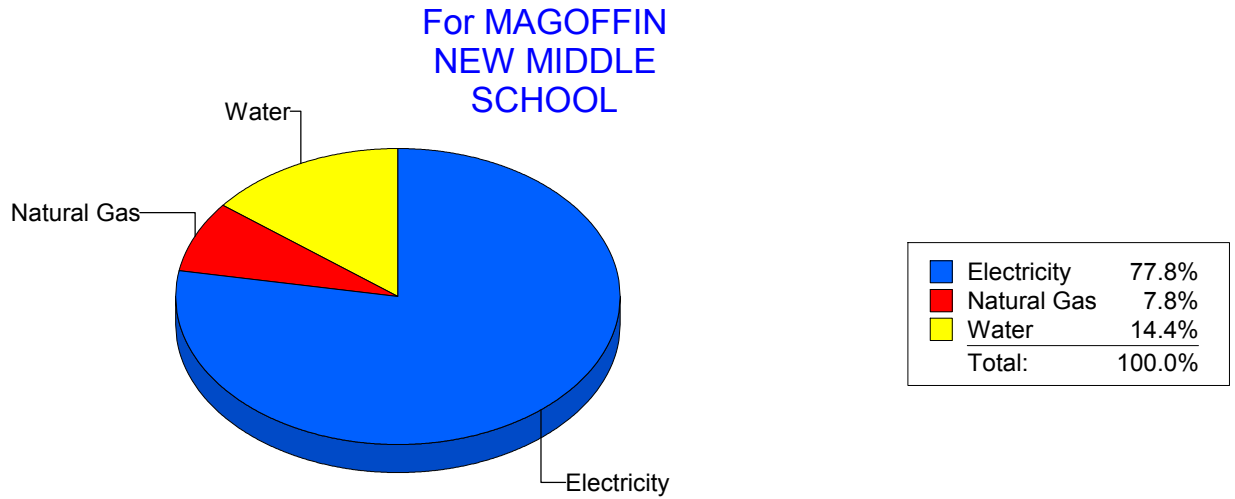
Energy CAP

Cost Avoidance Program

Cost Summary Graph

Grouped by Energy Type

Energy Type	Use	Units	Meter Cost	Special Charges	Total Cost	Avg Unit Cost	% of Total Cost
Site: MAGOFFINMIDDLESCHOOLN047 - MAGOFFIN NEW MIDDLE SCHOOL							
Electricity	102,600	KWH	\$10,047.93	\$0.00	\$10,047.93	0.0979	77.78%
Natural Gas	1,688	CCF	\$1,009.58	\$0.00	\$1,009.58	0.5981	7.81%
Water	456	CCF	\$1,861.36	\$0.00	\$1,861.36	4.0819	14.41%
Total Cost:			\$12,918.87	\$0.00	\$12,918.87		



Filters: Cost Center Name Not Equal To DoNotReport; Billing Period Equal To 201504All Meter CodesAll Group Names

elpaso

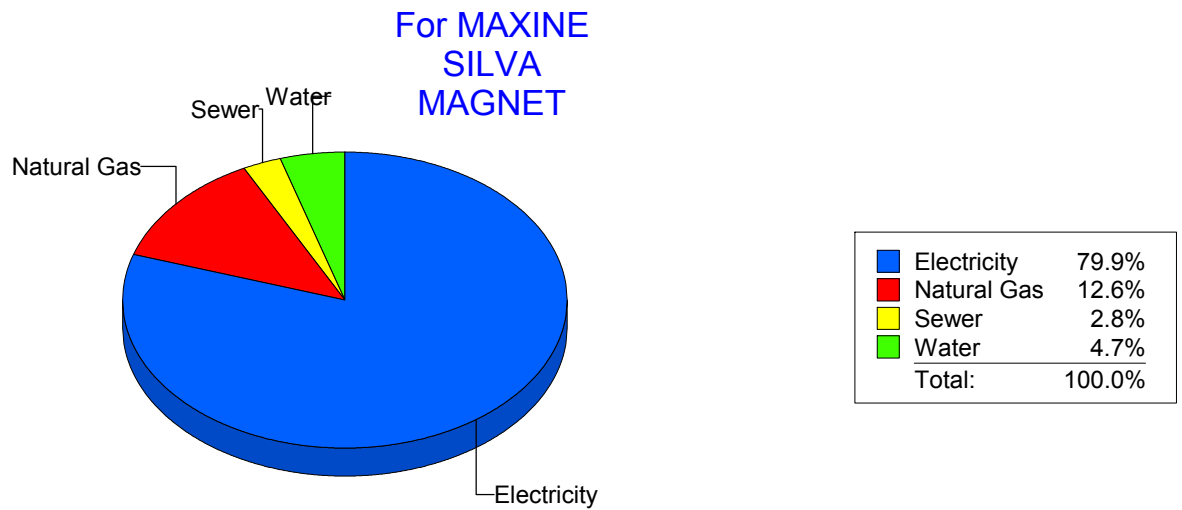
Energy CAP

Cost Avoidance Program

Cost Summary Graph

Grouped by Energy Type

Energy Type	Use	Units	Meter Cost	Special Charges	Total Cost	Avg Unit Cost	% of Total Cost
Site: MAXINE SILVA MAGNET - MAXINE SILVA MAGNET							
Electricity	78,600	KWH	\$7,918.93	\$0.00	\$7,918.93	0.1007	79.94%
Natural Gas	2,122	CCF	\$1,248.71	\$0.00	\$1,248.71	0.5885	12.61%
Water	159	CCF	\$462.63	\$0.00	\$462.63	2.9096	4.67%
Sewer	77	CCF	\$275.47	\$0.00	\$275.47	3.5775	2.78%
Total Cost:			\$9,905.74	\$0.00	\$9,905.74		



Filters: Cost Center Name Not Equal To DoNotReport; Billing Period Equal To 201504All Meter CodesAll Group Names

elpaso

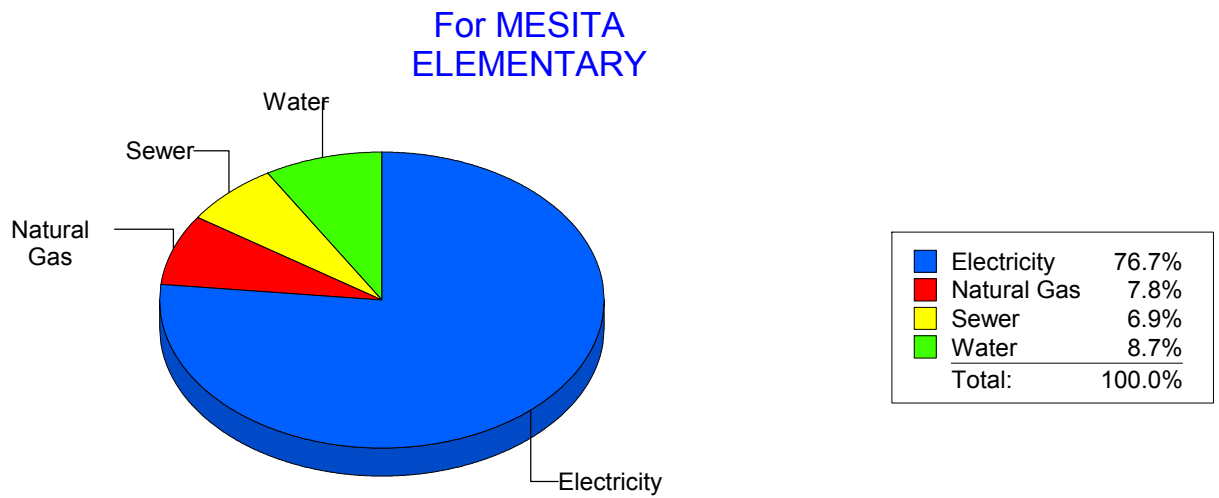
Energy CAP

Cost Avoidance Program

Cost Summary Graph

Grouped by Energy Type

Energy Type	Use	Units	Meter Cost	Special Charges	Total Cost	Avg Unit Cost	% of Total Cost
Site: MESITA ELEMENTARY - MESITA ELEMENTARY							
Electricity	94,080	KWH	\$8,898.05	\$0.00	\$8,898.05	0.0946	76.71%
Natural Gas	1,349	CCF	\$900.67	\$0.00	\$900.67	0.6677	7.77%
Water	285	CCF	\$1,004.30	\$0.00	\$1,004.30	3.5239	8.66%
Sewer	368	CCF	\$795.89	\$0.00	\$795.89	2.1627	6.86%
Total Cost:			\$11,598.91	\$0.00	\$11,598.91		



Filters: Cost Center Name Not Equal To DoNotReport; Billing Period Equal To 201504All Meter CodesAll Group Names

elpaso

Energy CAP

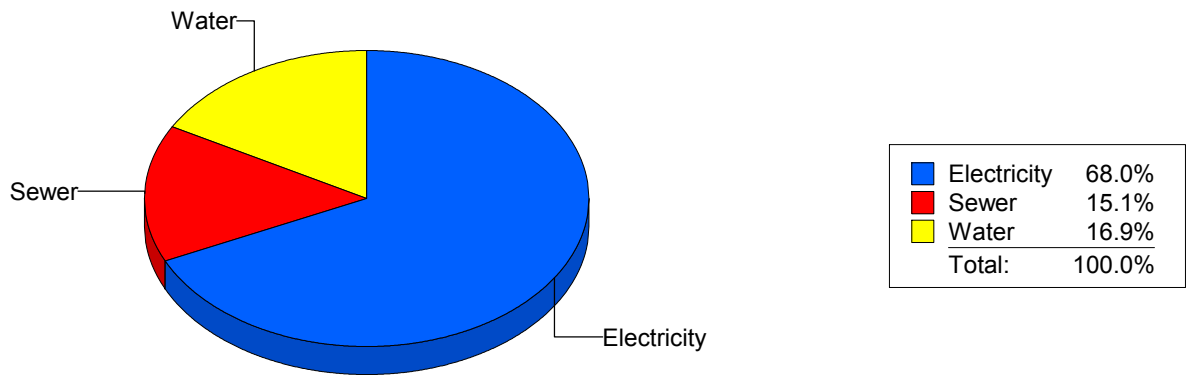
Cost Avoidance Program

Cost Summary Graph

Grouped by Energy Type

Energy Type	Use	Units	Meter Cost	Special Charges	Total Cost	Avg Unit Cost	% of Total Cost
Site: MILAM ELEMENTARY - MILAM ELEMENTARY							
Electricity	12,000	KWH	\$1,355.91	\$0.00	\$1,355.91	0.1130	68.02%
Water	135	CCF	\$336.80	\$0.00	\$336.80	2.4948	16.89%
Sewer	94	CCF	\$300.80	\$0.00	\$300.80	3.2000	15.09%
Total Cost:			\$1,993.51	\$0.00	\$1,993.51		

For MILAM ELEMENTARY



Filters: Cost Center Name Not Equal To DoNotReport; Billing Period Equal To 201504All Meter CodesAll Group Names

el Paso

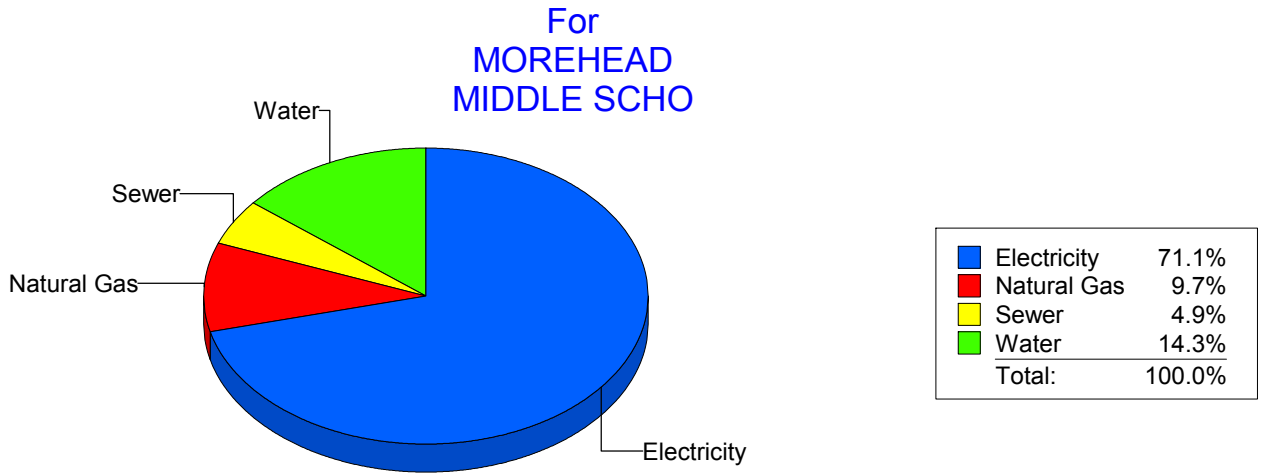
Energy CAP

Cost Avoidance Program

Cost Summary Graph

Grouped by Energy Type

Energy Type	Use	Units	Meter Cost	Special Charges	Total Cost	Avg Unit Cost	% of Total Cost
Site: MOREHEAD MIDDLE SCHO - MOREHEAD MIDDLE SCHO							
Electricity	89,153	KWH	\$8,740.24	\$0.00	\$8,740.24	0.0980	71.14%
Natural Gas	2,024	CCF	\$1,194.72	\$0.00	\$1,194.72	0.5903	9.72%
Water	907	CCF	\$1,754.02	\$0.00	\$1,754.02	1.9339	14.28%
Sewer	235	CCF	\$597.72	\$0.00	\$597.72	2.5435	4.86%
Total Cost:			\$12,286.70	\$0.00	\$12,286.70		



Filters: Cost Center Name Not Equal To DoNotReport; Billing Period Equal To 201504All Meter CodesAll Group Names

elpaso

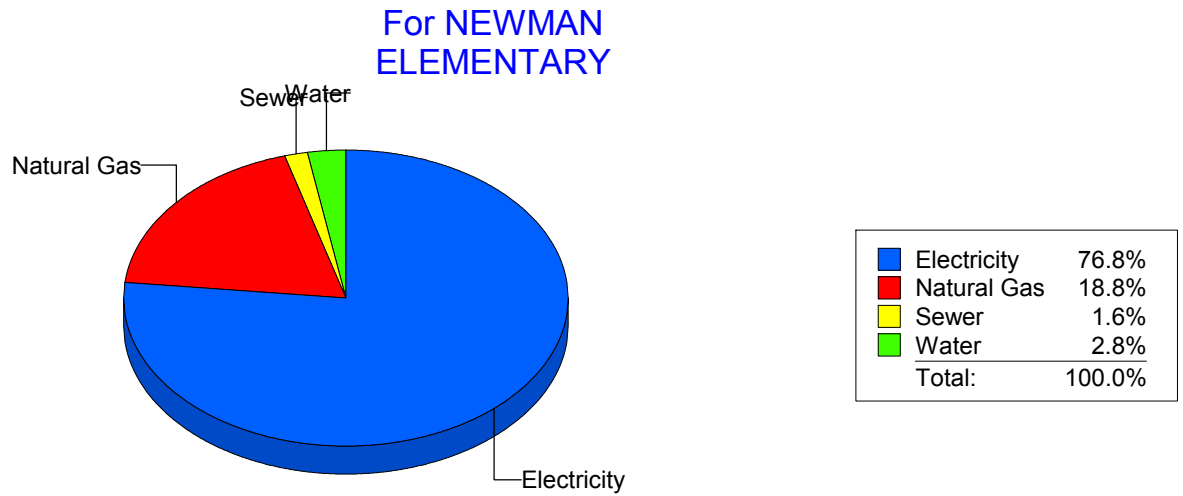
Energy CAP

Cost Avoidance Program

Cost Summary Graph

Grouped by Energy Type

Energy Type	Use	Units	Meter Cost	Special Charges	Total Cost	Avg Unit Cost	% of Total Cost
Site: NEWMAN ELEMENTARY - NEWMAN ELEMENTARY							
Electricity	27,280	KWH	\$2,956.25	\$0.00	\$2,956.25	0.1084	76.80%
Natural Gas	879	CCF	\$722.61	\$0.00	\$722.61	0.8221	18.77%
Water	7	CCF	\$108.16	\$0.00	\$108.16	15.4514	2.81%
Sewer	3	CCF	\$62.26	\$0.00	\$62.26	20.7533	1.62%
Total Cost:			\$3,849.28	\$0.00	\$3,849.28		



Filters: Cost Center Name Not Equal To DoNotReport; Billing Period Equal To 201504All Meter CodesAll Group Names

elpaso

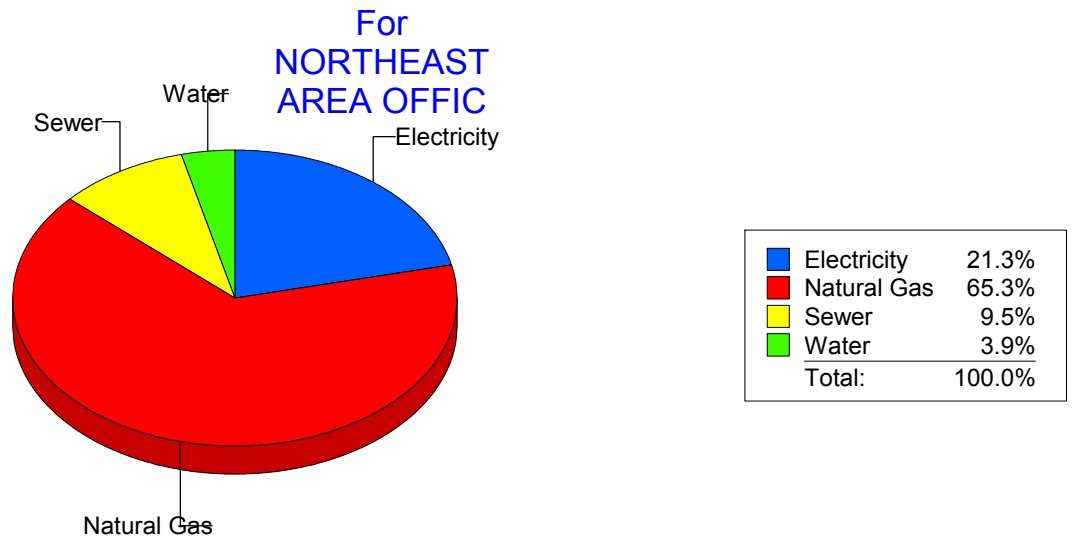
Energy CAP

Cost Avoidance Program

Cost Summary Graph

Grouped by Energy Type

Energy Type	Use	Units	Meter Cost	Special Charges	Total Cost	Avg Unit Cost	% of Total Cost
Site: NORTHEAST AREA OFFIC - NORTHEAST AREA OFFIC							
Electricity		840 KWH	\$109.63	\$0.00	\$109.63	0.1305	21.34%
Natural Gas		25 CCF	\$335.27	\$0.00	\$335.27	13.4108	65.26%
Water		0 CCF	\$20.12	\$0.00	\$20.12	0.0000	3.92%
Sewer		1 CCF	\$48.69	\$0.00	\$48.69	48.6900	9.48%
Total Cost:			\$513.71	\$0.00	\$513.71		



Filters: Cost Center Name Not Equal To DoNotReport; Billing Period Equal To 201504All Meter CodesAll Group Names

el paso


Energy CAP

Cost Avoidance Program

Cost Summary Graph

Grouped by Energy Type

Energy Type	Use	Units	Meter Cost	Special Charges	Total Cost	Avg Unit Cost	% of Total Cost
Site: NORTHEAST AREA TRANS - NORTHEAST AREA TRANS							
Electricity	6,069	KWH	\$544.03	\$0.00	\$544.03	0.0896	40.15%
Natural Gas	120	CCF	\$218.48	\$0.00	\$218.48	1.8207	16.12%
Water	53	CCF	\$283.95	\$0.00	\$283.95	5.3575	20.95%
Sewer	41	CCF	\$308.66	\$0.00	\$308.66	7.5283	22.78%
Total Cost:			\$1,355.12	\$0.00	\$1,355.12		



Filters: Cost Center Name Not Equal To DoNotReport; Billing Period Equal To 201504All Meter CodesAll Group Names

elpaso

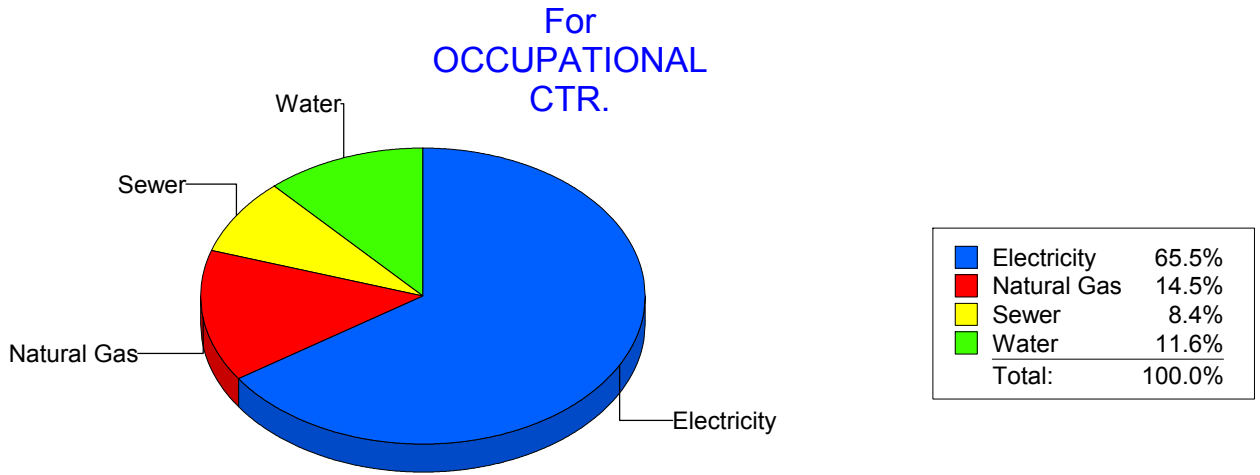
Energy CAP

Cost Avoidance Program

Cost Summary Graph

Grouped by Energy Type

Energy Type	Use	Units	Meter Cost	Special Charges	Total Cost	Avg Unit Cost	% of Total Cost
Site: OCCUPATIONAL CTR. - OCCUPATIONAL CTR.							
Electricity	4,700	KWH	\$507.67	\$0.00	\$507.67	0.1080	65.49%
Natural Gas	69	CCF	\$112.08	\$0.00	\$112.08	1.6243	14.46%
Water	10	CCF	\$90.23	\$0.00	\$90.23	9.0230	11.64%
Sewer	5	CCF	\$65.24	\$0.00	\$65.24	13.0480	8.42%
Total Cost:			\$775.22	\$0.00	\$775.22		



Filters: Cost Center Name Not Equal To DoNotReport; Billing Period Equal To 201504All Meter CodesAll Group Names

elpaso

Energy CAP

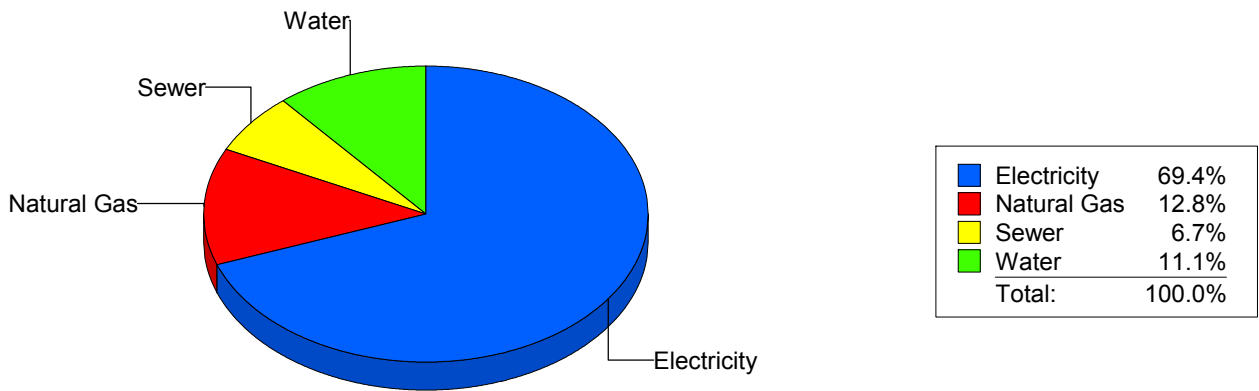
Cost Avoidance Program

Cost Summary Graph

Grouped by Energy Type

Energy Type	Use	Units	Meter Cost	Special Charges	Total Cost	Avg Unit Cost	% of Total Cost
Site: PARK ELEMENTARY - PARK ELEMENTARY							
Electricity	31,496	KWH	\$3,409.75	\$0.00	\$3,409.75	0.1083	69.44%
Natural Gas	863	CCF	\$626.47	\$0.00	\$626.47	0.7259	12.76%
Water	178	CCF	\$543.52	\$0.00	\$543.52	3.0535	11.07%
Sewer	90	CCF	\$330.83	\$0.00	\$330.83	3.6759	6.74%
Total Cost:			\$4,910.57	\$0.00	\$4,910.57		

For PARK ELEMENTARY



Filters: Cost Center Name Not Equal To DoNotReport; Billing Period Equal To 201504All Meter CodesAll Group Names

elpaso

Energy CAP

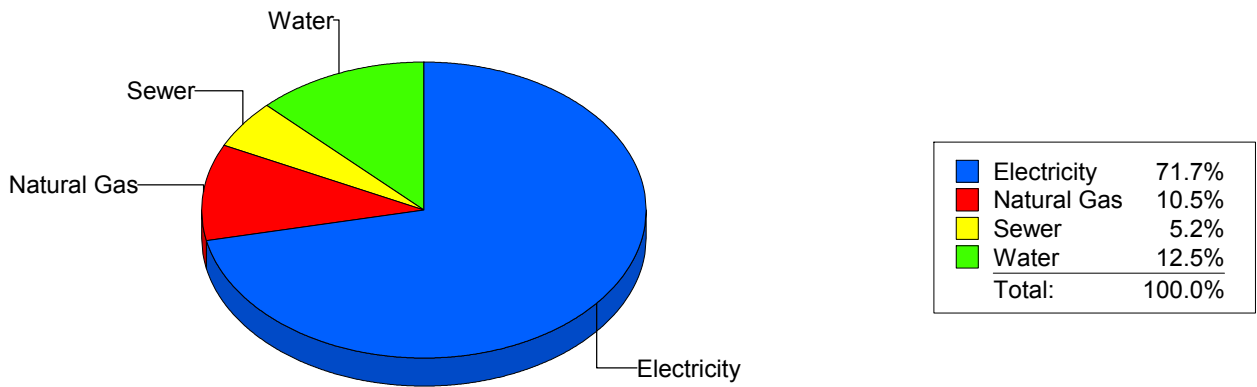
Cost Avoidance Program

Cost Summary Graph

Grouped by Energy Type

Energy Type	Use	Units	Meter Cost	Special Charges	Total Cost	Avg Unit Cost	% of Total Cost
Site: PAUL MORENO - PAUL MORENO							
Electricity	53,400	KWH	\$5,208.35	\$0.00	\$5,208.35	0.0975	71.71%
Natural Gas	1,102	CCF	\$764.06	\$0.00	\$764.06	0.6933	10.52%
Water	247	CCF	\$910.13	\$0.00	\$910.13	3.6847	12.53%
Sewer	109	CCF	\$380.94	\$0.00	\$380.94	3.4949	5.24%
Total Cost:			\$7,263.48	\$0.00	\$7,263.48		

For PAUL MORENO



Filters: Cost Center Name Not Equal To DoNotReport; Billing Period Equal To 201504All Meter CodesAll Group Names

elpaso

Energy CAP

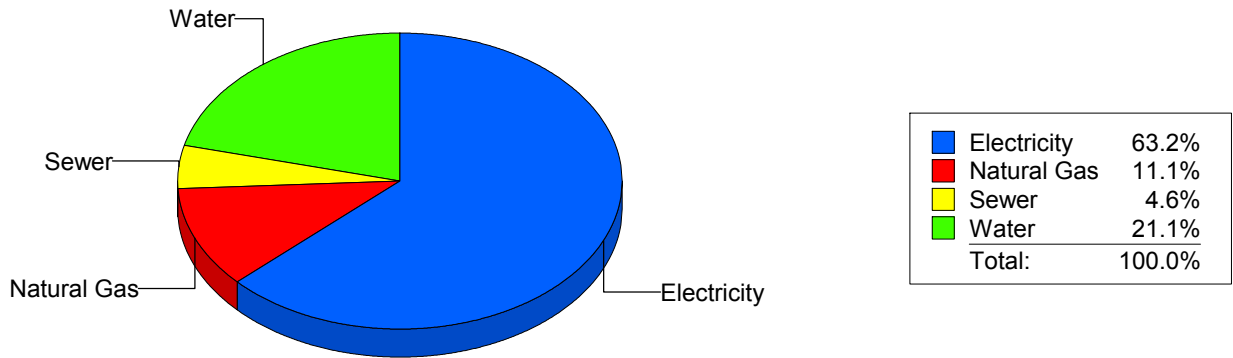
Cost Avoidance Program

Cost Summary Graph

Grouped by Energy Type

Energy Type	Use	Units	Meter Cost	Special Charges	Total Cost	Avg Unit Cost	% of Total Cost
Site: POLK ELEMENTARY - POLK ELEMENTARY							
Electricity	32,000	KWH	\$3,443.05	\$0.00	\$3,443.05	0.1076	63.17%
Natural Gas	805	CCF	\$603.57	\$0.00	\$603.57	0.7498	11.07%
Water	293	CCF	\$1,151.10	\$0.00	\$1,151.10	3.9287	21.12%
Sewer	62	CCF	\$253.12	\$0.00	\$253.12	4.0826	4.64%
Total Cost:			\$5,450.84	\$0.00	\$5,450.84		

For POLK ELEMENTARY



Filters: Cost Center Name Not Equal To DoNotReport; Billing Period Equal To 201504All Meter CodesAll Group Names

elpaso

Energy CAP

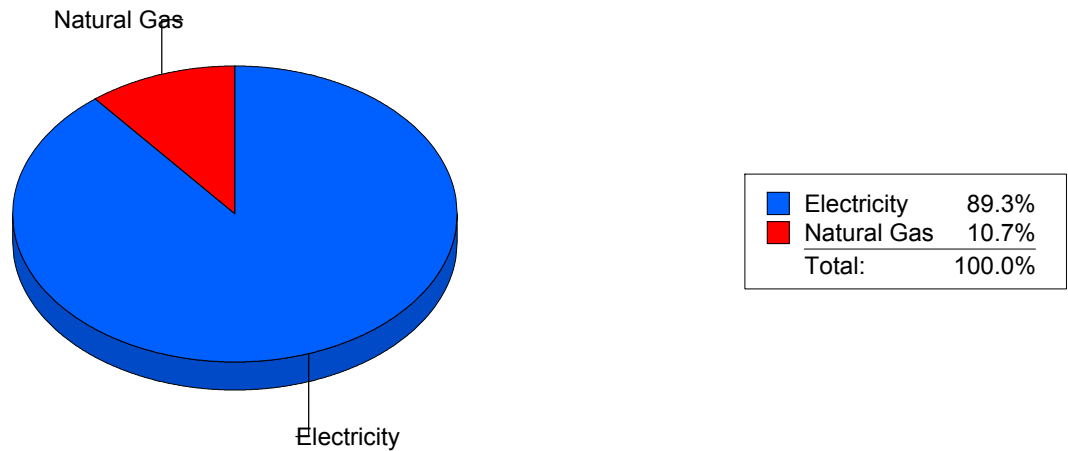
Cost Avoidance Program

Cost Summary Graph

Grouped by Energy Type

Energy Type	Use	Units	Meter Cost	Special Charges	Total Cost	Avg Unit Cost	% of Total Cost
Site: POWELL - POWELL							
Electricity	60,600	KWH	\$5,457.24	\$0.00	\$5,457.24	0.0901	89.29%
Natural Gas	1,044	CCF	\$654.74	\$0.00	\$654.74	0.6271	10.71%
Total Cost:			\$6,111.98	\$0.00	\$6,111.98		

For POWELL



Filters: Cost Center Name Not Equal To DoNotReport; Billing Period Equal To 201504All Meter CodesAll Group Names

el paso

Energy CAP

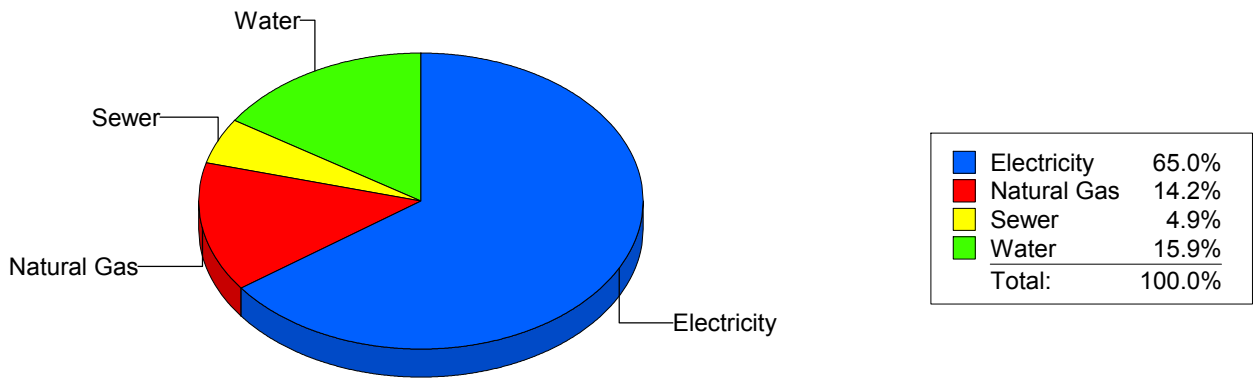
Cost Avoidance Program

Cost Summary Graph

Grouped by Energy Type

Energy Type	Use	Units	Meter Cost	Special Charges	Total Cost	Avg Unit Cost	% of Total Cost
Site: PUTNAM ELEMENTARY - PUTNAM ELEMENTARY							
Electricity	34,066	KWH	\$3,509.16	\$0.00	\$3,509.16	0.1030	65.02%
Natural Gas	1,099	CCF	\$765.64	\$0.00	\$765.64	0.6967	14.19%
Water	336	CCF	\$855.61	\$0.00	\$855.61	2.5465	15.85%
Sewer	122	CCF	\$266.72	\$0.00	\$266.72	2.1862	4.94%
Total Cost:			\$5,397.13	\$0.00	\$5,397.13		

For PUTNAM ELEMENTARY



Filters: Cost Center Name Not Equal To DoNotReport; Billing Period Equal To 201504All Meter CodesAll Group Names

el paso

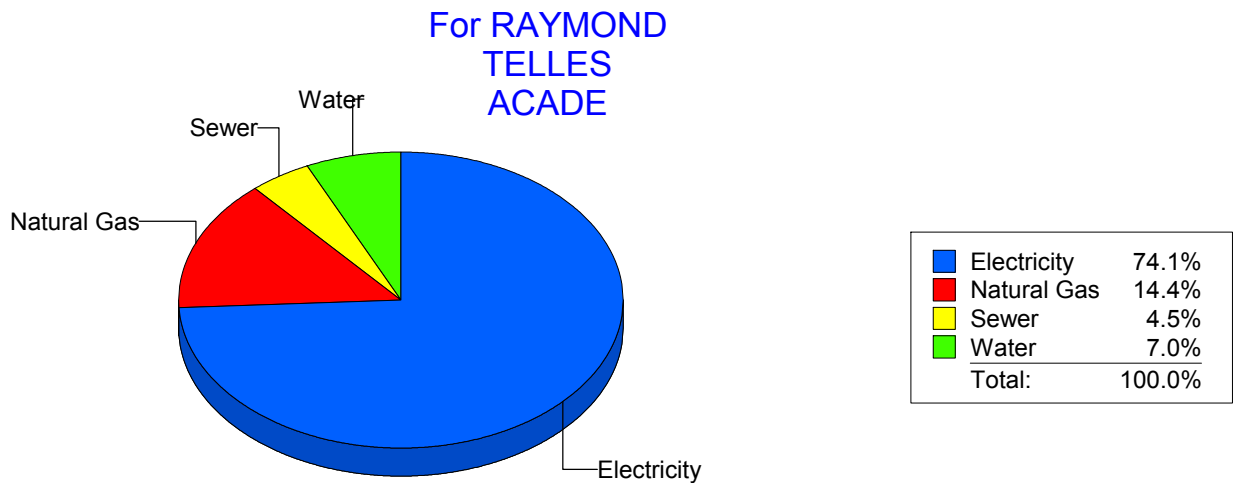
Energy CAP

Cost Avoidance Program

Cost Summary Graph

Grouped by Energy Type

Energy Type	Use	Units	Meter Cost	Special Charges	Total Cost	Avg Unit Cost	% of Total Cost
Site: RAYMOND TELLES ACADE - RAYMOND TELLES ACADE							
Electricity	39,000	KWH	\$3,712.23	\$0.00	\$3,712.23	0.0952	74.05%
Natural Gas	1,168	CCF	\$723.06	\$0.00	\$723.06	0.6191	14.42%
Water	97	CCF	\$349.85	\$0.00	\$349.85	3.6067	6.98%
Sewer	45	CCF	\$227.79	\$0.00	\$227.79	5.0620	4.54%
Total Cost:			\$5,012.93	\$0.00	\$5,012.93		



Filters: Cost Center Name Not Equal To DoNotReport; Billing Period Equal To 201504All Meter CodesAll Group Names

elpaso

Energy CAP

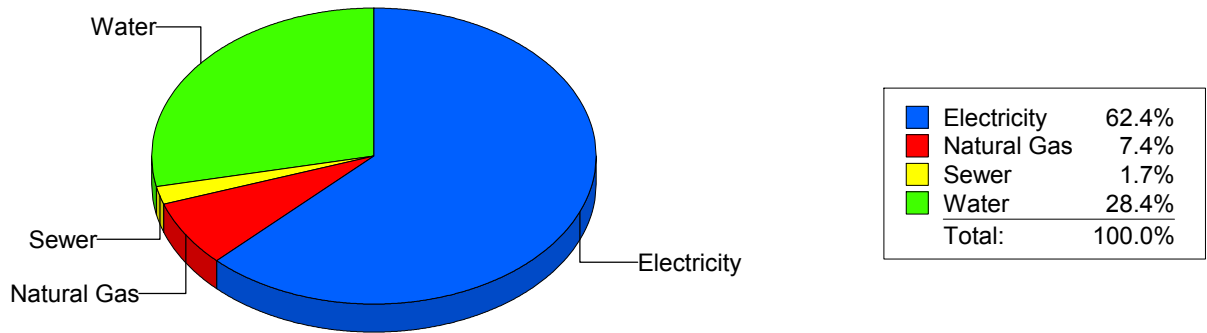
Cost Avoidance Program

Cost Summary Graph

Grouped by Energy Type

Energy Type	Use	Units	Meter Cost	Special Charges	Total Cost	Avg Unit Cost	% of Total Cost
Site: RICHARDSON MIDDLE - RICHARDSON MIDDLE							
Electricity	101,100	KWH	\$9,956.42	\$0.00	\$9,956.42	0.0985	62.38%
Natural Gas	2,007	CCF	\$1,185.34	\$0.00	\$1,185.34	0.5906	7.43%
Water	934	CCF	\$4,539.44	\$0.00	\$4,539.44	4.8602	28.44%
Sewer	79	CCF	\$278.45	\$0.00	\$278.45	3.5247	1.74%
Total Cost:			\$15,959.65	\$0.00	\$15,959.65		

For
RICHARDSON
MIDDLE



Filters: Cost Center Name Not Equal To DoNotReport; Billing Period Equal To 201504All Meter CodesAll Group Names

elpaso

Energy CAP

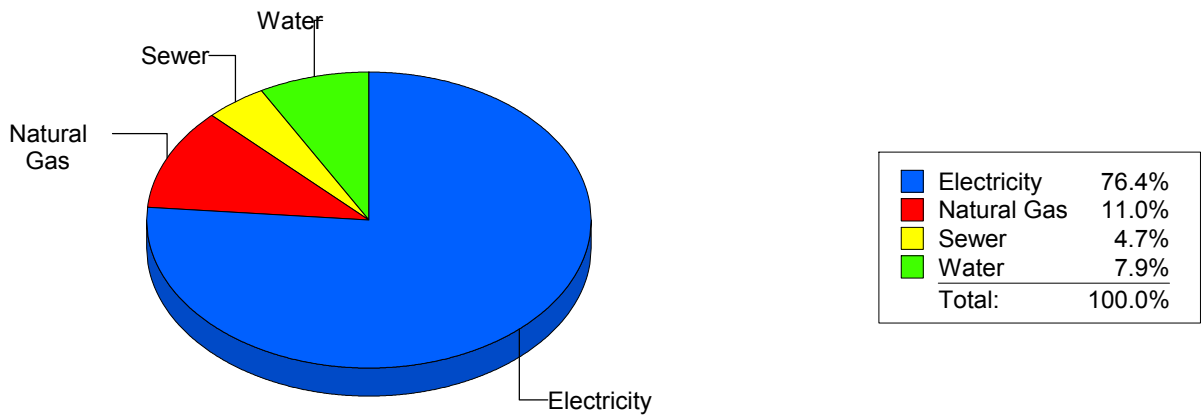
Cost Avoidance Program

Cost Summary Graph

Grouped by Energy Type

Energy Type	Use	Units	Meter Cost	Special Charges	Total Cost	Avg Unit Cost	% of Total Cost
Site: RIVERA ELEMENTARY - RIVERA ELEMENTARY							
Electricity	54,000	KWH	\$5,528.71	\$0.00	\$5,528.71	0.1024	76.36%
Natural Gas	1,307	CCF	\$799.65	\$0.00	\$799.65	0.6118	11.04%
Water	151	CCF	\$573.73	\$0.00	\$573.73	3.7995	7.92%
Sewer	119	CCF	\$338.05	\$0.00	\$338.05	2.8408	4.67%
Total Cost:			\$7,240.14	\$0.00	\$7,240.14		

For RIVERA ELEMENTARY



Filters: Cost Center Name Not Equal To DoNotReport; Billing Period Equal To 201504All Meter CodesAll Group Names

elpaso

Energy CAP

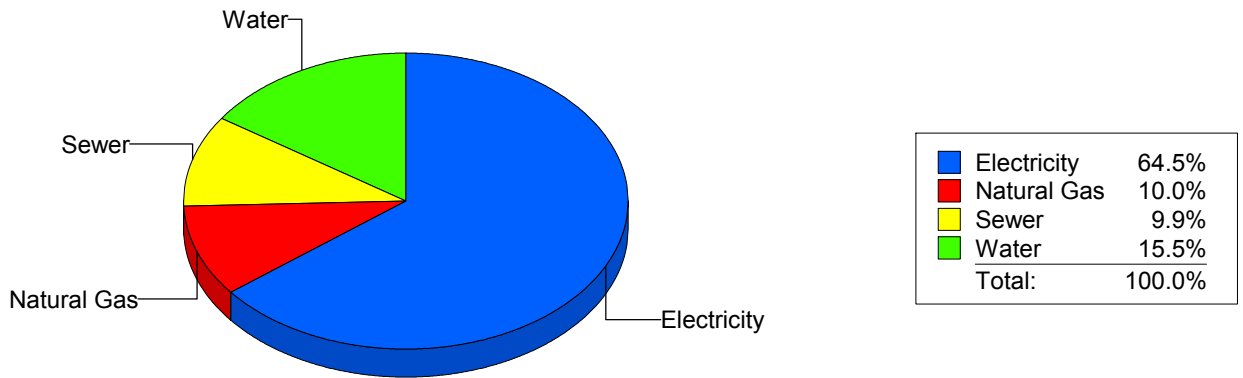
Cost Avoidance Program

Cost Summary Graph

Grouped by Energy Type

Energy Type	Use	Units	Meter Cost	Special Charges	Total Cost	Avg Unit Cost	% of Total Cost
Site: ROBERTS ELEMENTARY - ROBERTS ELEMENTARY							
Electricity	47,183	KWH	\$4,000.45	\$0.00	\$4,000.45	0.0848	64.47%
Natural Gas	841	CCF	\$623.48	\$0.00	\$623.48	0.7414	10.05%
Water	488	CCF	\$964.71	\$0.00	\$964.71	1.9769	15.55%
Sewer	298	CCF	\$616.56	\$0.00	\$616.56	2.0690	9.94%
Total Cost:			\$6,205.20	\$0.00	\$6,205.20		

For ROBERTS ELEMENTARY



Filters: Cost Center Name Not Equal To DoNotReport; Billing Period Equal To 201504All Meter CodesAll Group Names

elpaso

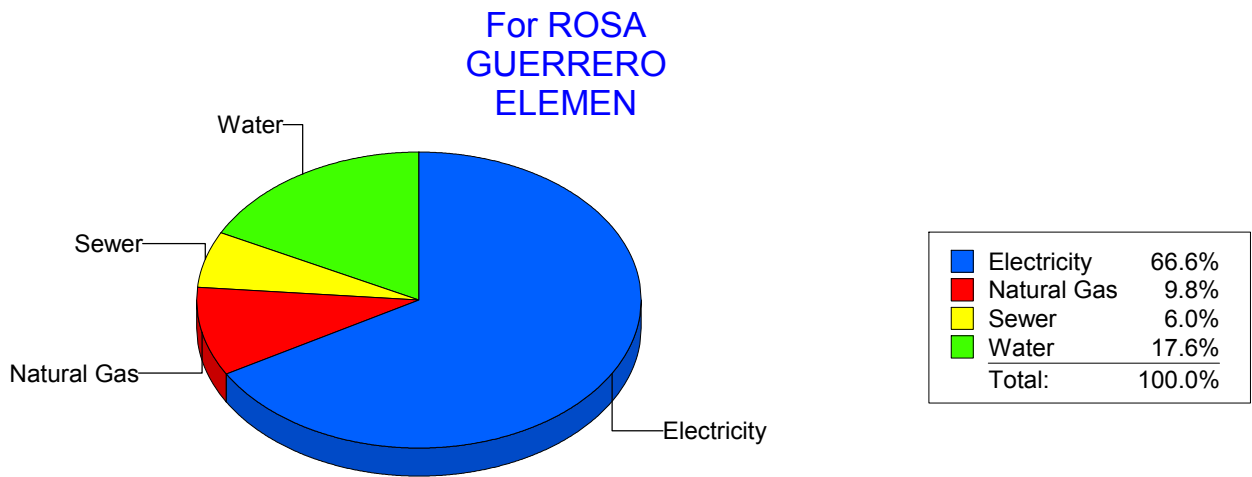
Energy CAP

Cost Avoidance Program

Cost Summary Graph

Grouped by Energy Type

Energy Type	Use	Units	Meter Cost	Special Charges	Total Cost	Avg Unit Cost	% of Total Cost
Site: ROSA GUERRERO ELEMEN - ROSA GUERRERO ELEMEN							
Electricity	41,880	KWH	\$4,849.92	\$0.00	\$4,849.92	0.1158	66.59%
Natural Gas	1,009	CCF	\$716.45	\$0.00	\$716.45	0.7101	9.84%
Water	564	CCF	\$1,278.51	\$0.00	\$1,278.51	2.2669	17.55%
Sewer	140	CCF	\$438.81	\$0.00	\$438.81	3.1344	6.02%
Total Cost:			\$7,283.69	\$0.00	\$7,283.69		



Filters: Cost Center Name Not Equal To DoNotReport; Billing Period Equal To 201504All Meter CodesAll Group Names

el Paso

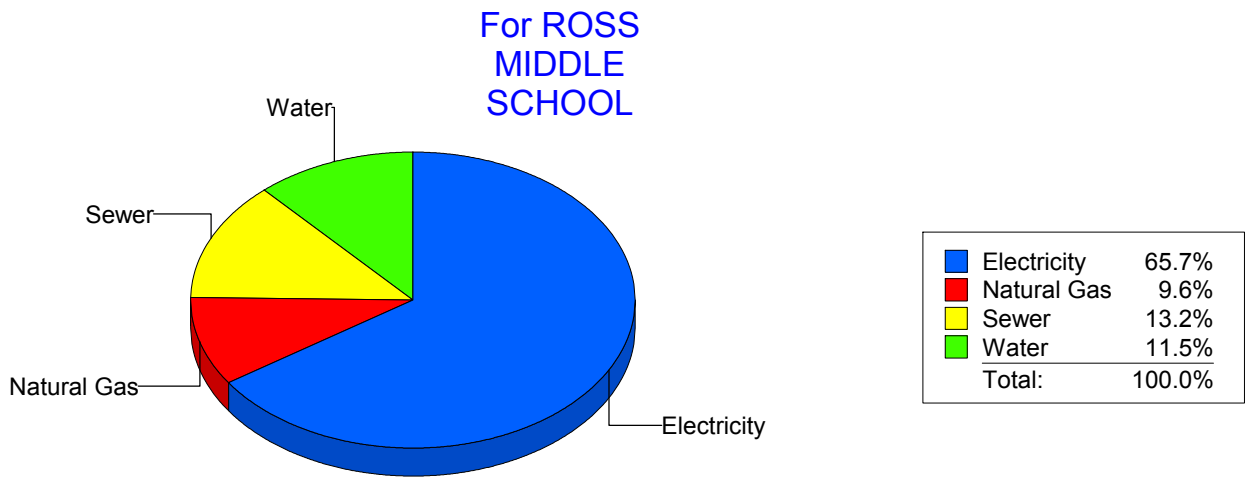
Energy CAP

Cost Avoidance Program

Cost Summary Graph

Grouped by Energy Type

Energy Type	Use	Units	Meter Cost	Special Charges	Total Cost	Avg Unit Cost	% of Total Cost
Site: ROSS MIDDLE SCHOOL - ROSS MIDDLE SCHOOL							
Electricity	55,516	KWH	\$5,821.62	\$0.00	\$5,821.62	0.1049	65.66%
Natural Gas	1,402	CCF	\$852.00	\$0.00	\$852.00	0.6077	9.61%
Water	586	CCF	\$1,022.32	\$0.00	\$1,022.32	1.7446	11.53%
Sewer	678	CCF	\$1,170.96	\$0.00	\$1,170.96	1.7271	13.21%
Total Cost:			\$8,866.90	\$0.00	\$8,866.90		



Filters: Cost Center Name Not Equal To DoNotReport; Billing Period Equal To 201504All Meter CodesAll Group Names

elpaso

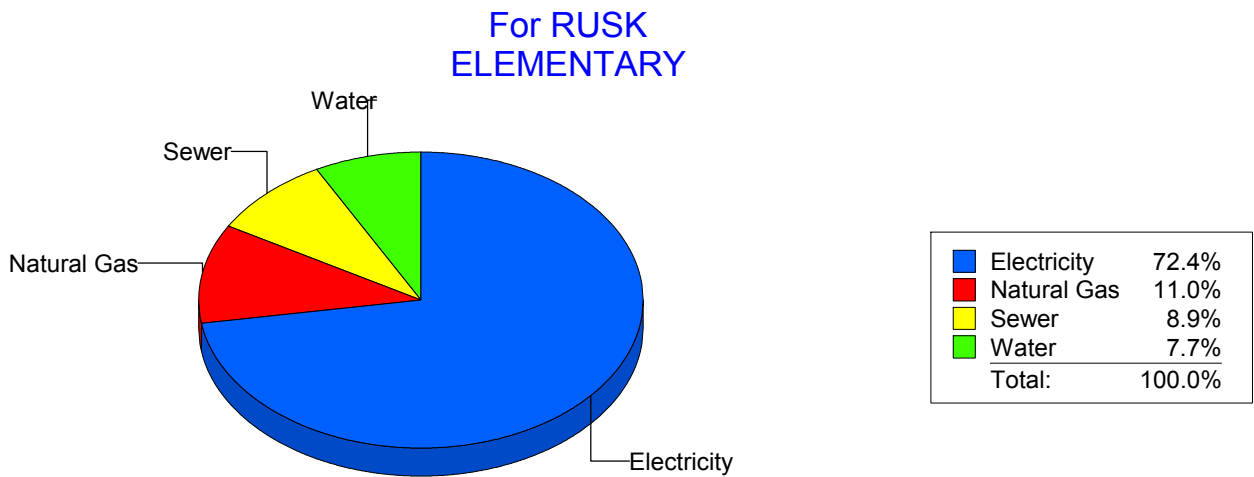
Energy CAP

Cost Avoidance Program

Cost Summary Graph

Grouped by Energy Type

Energy Type	Use	Units	Meter Cost	Special Charges	Total Cost	Avg Unit Cost	% of Total Cost
Site: RUSK ELEMENTARY - RUSK ELEMENTARY							
Electricity	26,725	KWH	\$2,945.33	\$0.00	\$2,945.33	0.1102	72.37%
Natural Gas	379	CCF	\$447.62	\$0.00	\$447.62	1.1811	11.00%
Water	117	CCF	\$314.53	\$0.00	\$314.53	2.6883	7.73%
Sewer	142	CCF	\$362.32	\$0.00	\$362.32	2.5515	8.90%
Total Cost:			\$4,069.80	\$0.00	\$4,069.80		



Filters: Cost Center Name Not Equal To DoNotReport; Billing Period Equal To 201504All Meter CodesAll Group Names

el paso

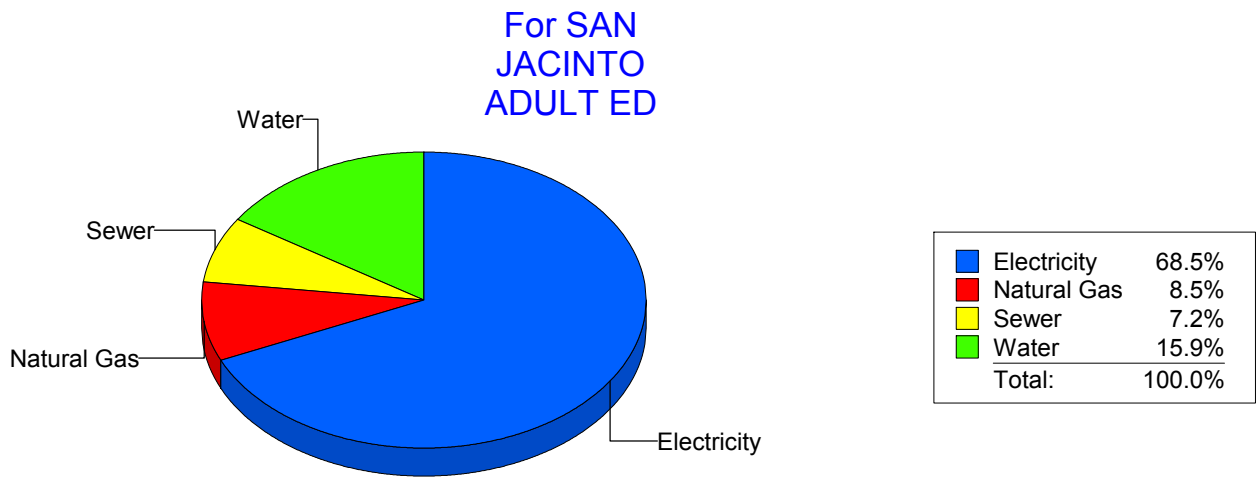
Energy CAP

Cost Avoidance Program

Cost Summary Graph

Grouped by Energy Type

Energy Type	Use	Units	Meter Cost	Special Charges	Total Cost	Avg Unit Cost	% of Total Cost
Site: SAN JACINTO ADULT ED - SAN JACINTO ADULT ED							
Electricity	8,000	KWH	\$1,013.41	\$0.00	\$1,013.41	0.1267	68.46%
Natural Gas	98	CCF	\$125.23	\$0.00	\$125.23	1.2779	8.46%
Water	71	CCF	\$235.03	\$0.00	\$235.03	3.3103	15.88%
Sewer	25	CCF	\$106.72	\$0.00	\$106.72	4.2688	7.21%
Total Cost:			\$1,480.39	\$0.00	\$1,480.39		



Filters: Cost Center Name Not Equal To DoNotReport; Billing Period Equal To 201504All Meter CodesAll Group Names

elpaso

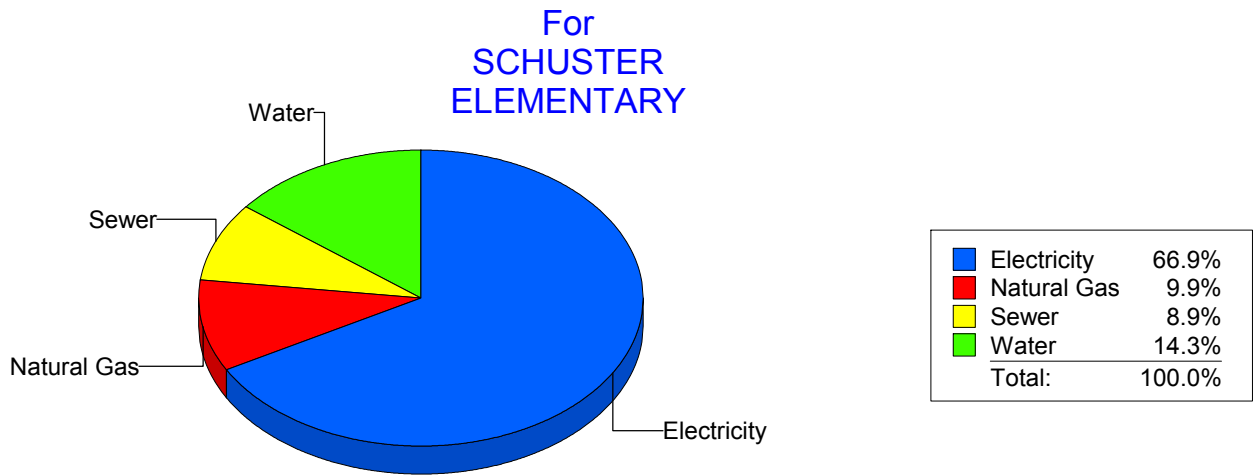
Energy CAP

Cost Avoidance Program

Cost Summary Graph

Grouped by Energy Type

Energy Type	Use	Units	Meter Cost	Special Charges	Total Cost	Avg Unit Cost	% of Total Cost
Site: SCHUSTER ELEMENTARY - SCHUSTER ELEMENTARY							
Electricity	19,163	KWH	\$2,034.46	\$0.00	\$2,034.46	0.1062	66.94%
Natural Gas	405	CCF	\$300.61	\$0.00	\$300.61	0.7422	9.89%
Water	232	CCF	\$434.95	\$0.00	\$434.95	1.8748	14.31%
Sewer	134	CCF	\$269.13	\$0.00	\$269.13	2.0084	8.86%
Total Cost:			\$3,039.15	\$0.00	\$3,039.15		



Filters: Cost Center Name Not Equal To DoNotReport; Billing Period Equal To 201504All Meter CodesAll Group Names

el paso

Energy CAP

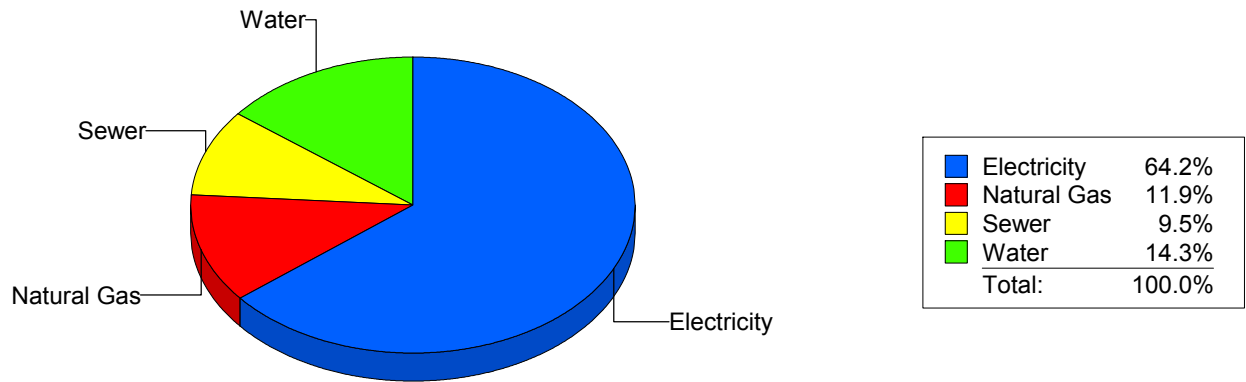
Cost Avoidance Program

Cost Summary Graph

Grouped by Energy Type

Energy Type	Use	Units	Meter Cost	Special Charges	Total Cost	Avg Unit Cost	% of Total Cost
Site: STANTON ELEMENTARY - STANTON ELEMENTARY							
Electricity	25,033	KWH	\$2,859.77	\$0.00	\$2,859.77	0.1142	64.16%
Natural Gas	684	CCF	\$532.64	\$0.00	\$532.64	0.7787	11.95%
Water	336	CCF	\$639.57	\$0.00	\$639.57	1.9035	14.35%
Sewer	200	CCF	\$425.26	\$0.00	\$425.26	2.1263	9.54%
Total Cost:			\$4,457.24	\$0.00	\$4,457.24		

For STANTON ELEMENTARY



Filters: Cost Center Name Not Equal To DoNotReport; Billing Period Equal To 201504All Meter CodesAll Group Names

elpaso

Energy CAP

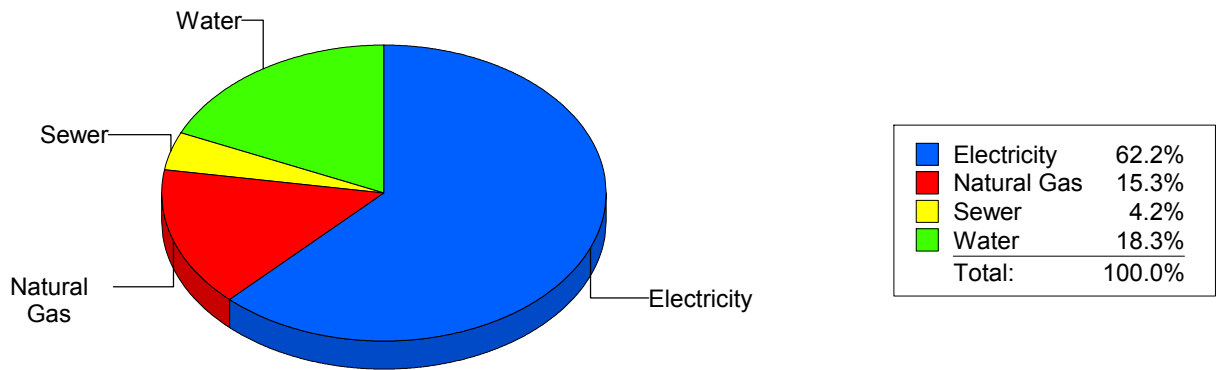
Cost Avoidance Program

Cost Summary Graph

Grouped by Energy Type

Energy Type	Use	Units	Meter Cost	Special Charges	Total Cost	Avg Unit Cost	% of Total Cost
Site: SUNSET HIGH - SUNSET HIGH							
Electricity	18,680	KWH	\$1,738.42	\$0.00	\$1,738.42	0.0931	62.16%
Natural Gas	634	CCF	\$428.82	\$0.00	\$428.82	0.6764	15.33%
Water	135	CCF	\$512.33	\$0.00	\$512.33	3.7950	18.32%
Sewer	32	CCF	\$117.15	\$0.00	\$117.15	3.6609	4.19%
Total Cost:			\$2,796.72	\$0.00	\$2,796.72		

For SUNSET HIGH



Filters: Cost Center Name Not Equal To DoNotReport; Billing Period Equal To 201504All Meter CodesAll Group Names

elpaso

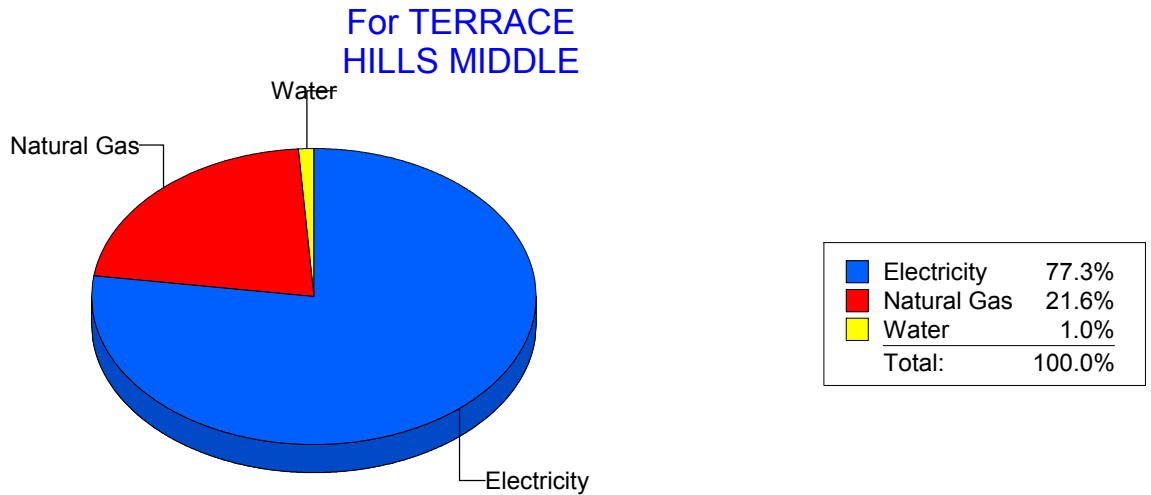
Energy CAP

Cost Avoidance Program

Cost Summary Graph

Grouped by Energy Type

Energy Type	Use	Units	Meter Cost	Special Charges	Total Cost	Avg Unit Cost	% of Total Cost
Site: TERRACE HILLS MIDDLE - TERRACE HILLS MIDDLE							
Electricity	32,700	KWH	\$3,186.08	\$0.00	\$3,186.08	0.0974	77.34%
Natural Gas	1,335	CCF	\$890.78	\$0.00	\$890.78	0.6673	21.62%
Water	0	CCF	\$42.47	\$0.00	\$42.47	0.0000	1.03%
Total Cost:			\$4,119.33	\$0.00	\$4,119.33		



Filters: Cost Center Name Not Equal To DoNotReport; Billing Period Equal To 201504All Meter CodesAll Group Names

elpaso

Energy CAP

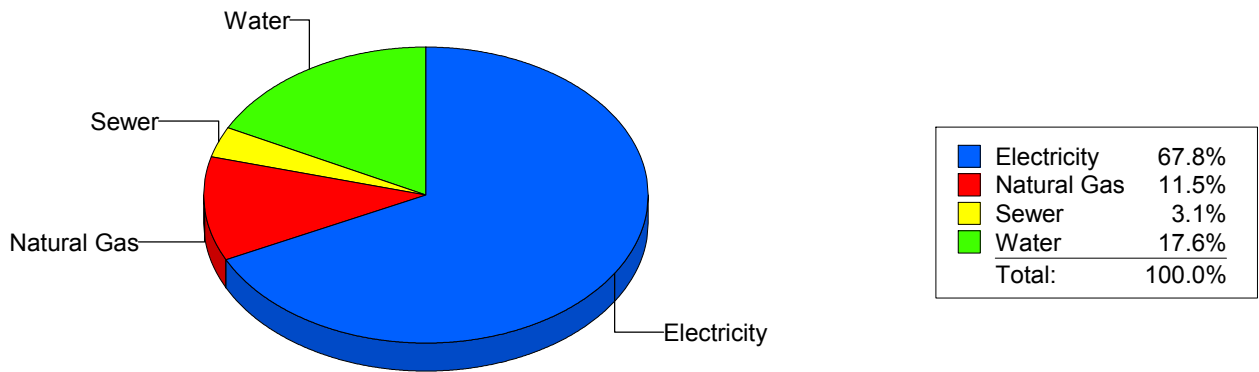
Cost Avoidance Program

Cost Summary Graph

Grouped by Energy Type

Energy Type	Use	Units	Meter Cost	Special Charges	Total Cost	Avg Unit Cost	% of Total Cost
Site: TIPPIN - TIPPIN ELEMENTARY							
Electricity	67,200	KWH	\$6,443.23	\$0.00	\$6,443.23	0.0959	67.78%
Natural Gas	1,844	CCF	\$1,095.61	\$0.00	\$1,095.61	0.5941	11.52%
Water	306	CCF	\$1,674.39	\$0.00	\$1,674.39	5.4719	17.61%
Sewer	89	CCF	\$293.35	\$0.00	\$293.35	3.2961	3.09%
Total Cost:			\$9,506.58	\$0.00	\$9,506.58		

For TIPPIN ELEMENTARY



Filters: Cost Center Name Not Equal To DoNotReport; Billing Period Equal To 201504All Meter CodesAll Group Names

elpaso

Energy CAP

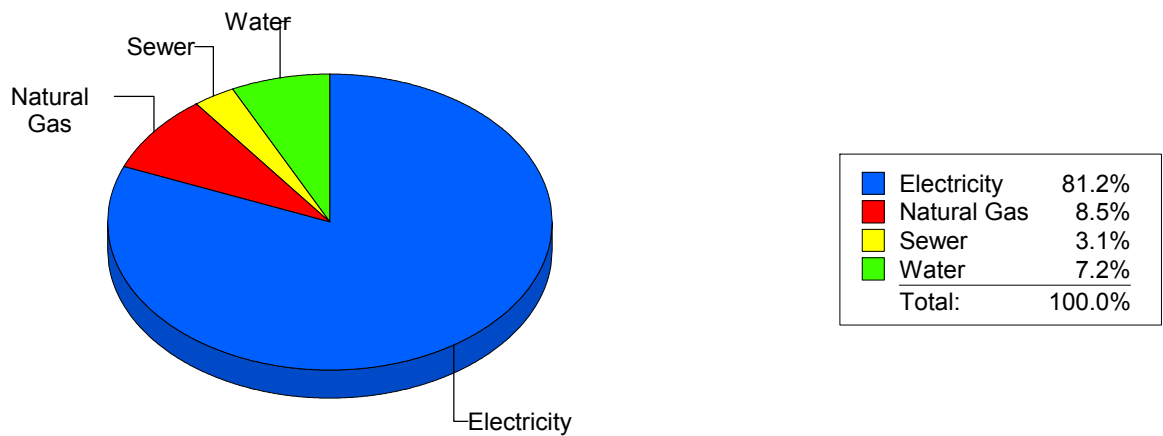
Cost Avoidance Program

Cost Summary Graph

Grouped by Energy Type

Energy Type	Use	Units	Meter Cost	Special Charges	Total Cost	Avg Unit Cost	% of Total Cost
Site: TOMLEA - TOM LEA							
Electricity	79,760	KWH	\$8,341.22	\$0.00	\$8,341.22	0.1046	81.21%
Natural Gas	1,432	CCF	\$868.53	\$0.00	\$868.53	0.6065	8.46%
Water	237	CCF	\$743.84	\$0.00	\$743.84	3.1386	7.24%
Sewer	105	CCF	\$317.19	\$0.00	\$317.19	3.0209	3.09%
Total Cost:			\$10,270.78	\$0.00	\$10,270.78		

For TOM LEA



Filters: Cost Center Name Not Equal To DoNotReport; Billing Period Equal To 201504All Meter CodesAll Group Names

elpaso

Energy CAP

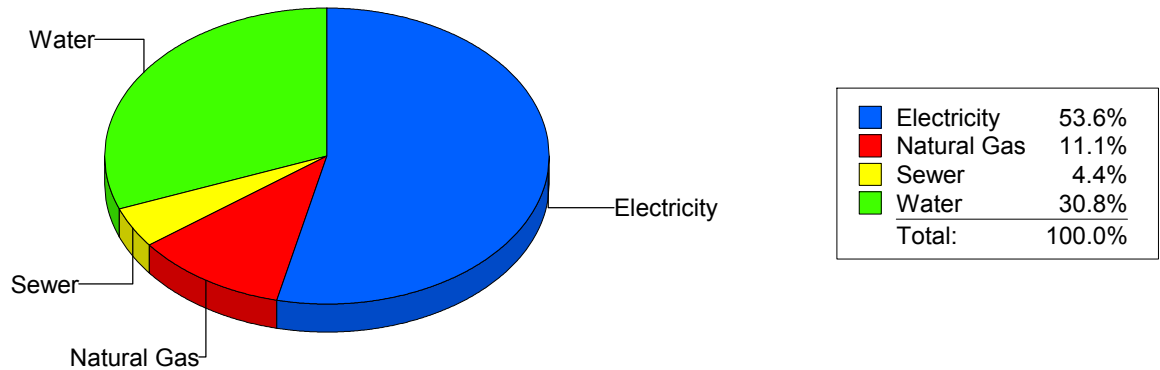
Cost Avoidance Program

Cost Summary Graph

Grouped by Energy Type

Energy Type	Use	Units	Meter Cost	Special Charges	Total Cost	Avg Unit Cost	% of Total Cost
Site: TRAVIS ELEMENTARY SC - TRAVIS ELEMENTARY SC							
Electricity	25,563	KWH	\$2,630.57	\$0.00	\$2,630.57	0.1029	53.63%
Natural Gas	695	CCF	\$543.45	\$0.00	\$543.45	0.7819	11.08%
Water	371	CCF	\$1,512.62	\$0.00	\$1,512.62	4.0771	30.84%
Sewer	61	CCF	\$218.15	\$0.00	\$218.15	3.5762	4.45%
Total Cost:			\$4,904.79	\$0.00	\$4,904.79		

For TRAVIS
ELEMENTARY
SC



Filters: Cost Center Name Not Equal To DoNotReport; Billing Period Equal To 201504All Meter CodesAll Group Names

elpaso

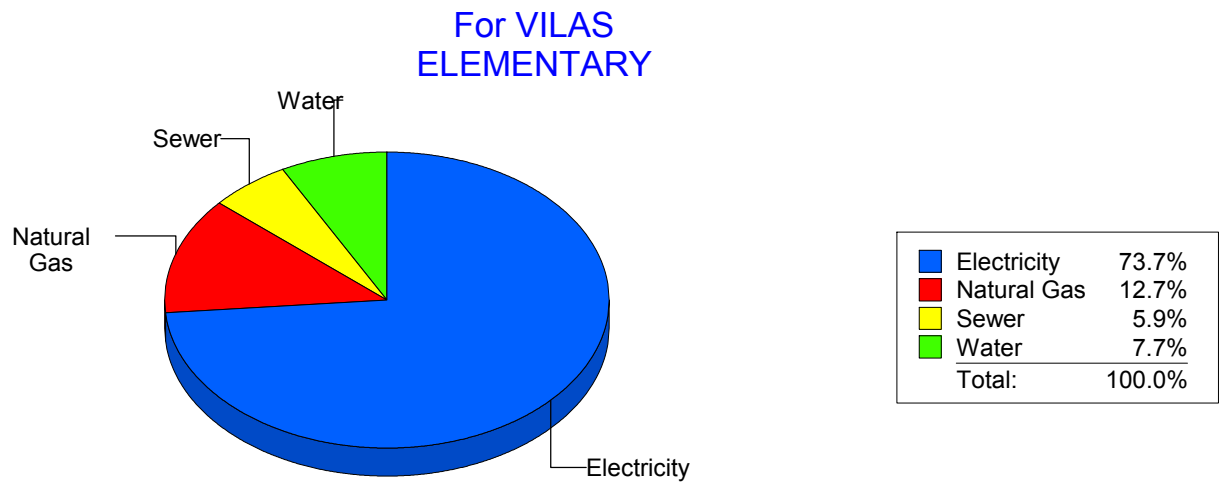
Energy CAP

Cost Avoidance Program

Cost Summary Graph

Grouped by Energy Type

Energy Type	Use	Units	Meter Cost	Special Charges	Total Cost	Avg Unit Cost	% of Total Cost
Site: VILAS ELEMENTARY - VILAS ELEMENTARY							
Electricity	38,591	KWH	\$4,557.10	\$0.00	\$4,557.10	0.1181	73.68%
Natural Gas	1,013	CCF	\$786.56	\$0.00	\$786.56	0.7765	12.72%
Water	117	CCF	\$476.18	\$0.00	\$476.18	4.0699	7.70%
Sewer	59	CCF	\$364.89	\$0.00	\$364.89	6.1846	5.90%
Total Cost:			\$6,184.73	\$0.00	\$6,184.73		



Filters: Cost Center Name Not Equal To DoNotReport; Billing Period Equal To 201504All Meter CodesAll Group Names

elpaso

Energy CAP

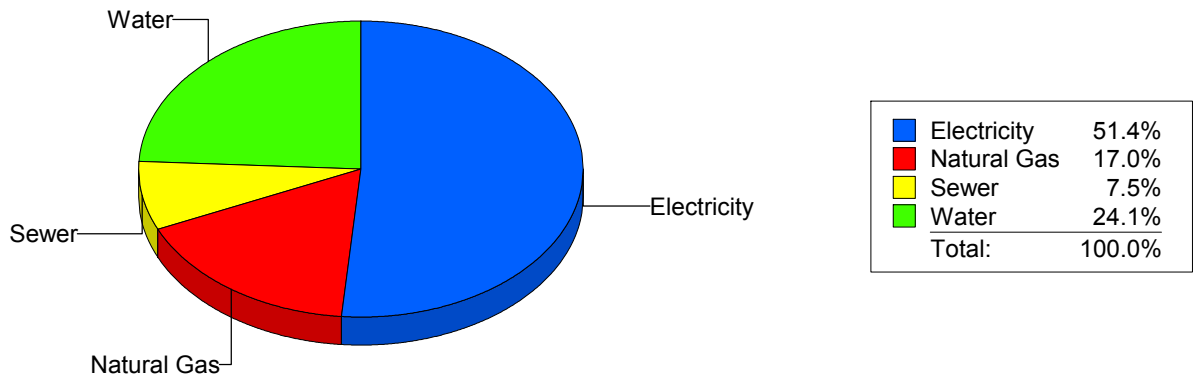
Cost Avoidance Program

Cost Summary Graph

Grouped by Energy Type

Energy Type	Use	Units	Meter Cost	Special Charges	Total Cost	Avg Unit Cost	% of Total Cost
Site: WAINWRIGHT ELEMENTAR - WAINWRIGHT ELEMENTAR							
Electricity	11,049	KWH	\$1,224.35	\$0.00	\$1,224.35	0.1108	51.40%
Natural Gas	468	CCF	\$405.49	\$0.00	\$405.49	0.8664	17.02%
Water	120	CCF	\$574.32	\$0.00	\$574.32	4.7860	24.11%
Sewer	26	CCF	\$177.68	\$0.00	\$177.68	6.8338	7.46%
Total Cost:			\$2,381.84	\$0.00	\$2,381.84		

For
WAINWRIGHT
ELEMENTAR



Filters: Cost Center Name Not Equal To DoNotReport; Billing Period Equal To 201504All Meter CodesAll Group Names

el paso

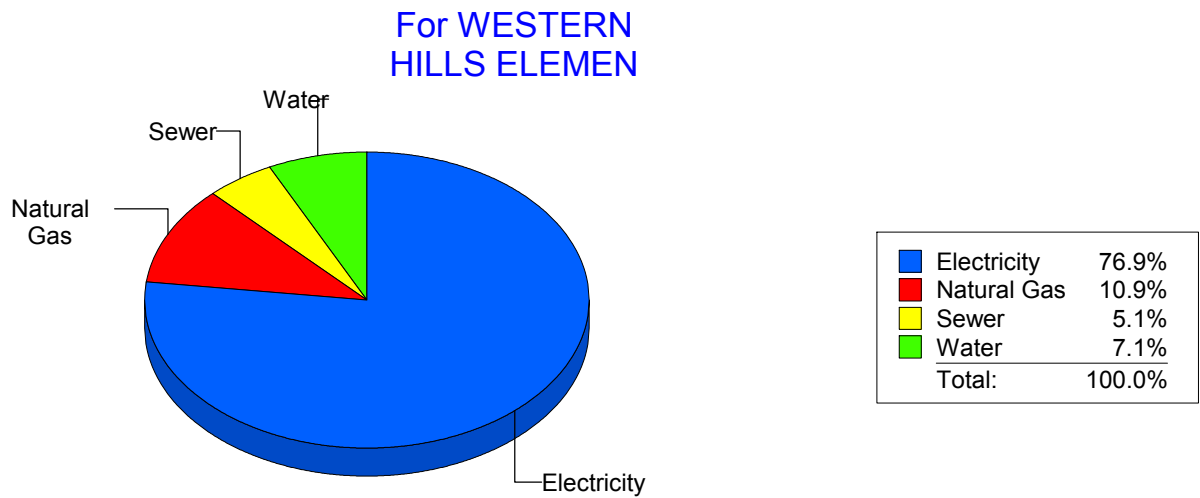
Energy CAP

Cost Avoidance Program

Cost Summary Graph

Grouped by Energy Type

Energy Type	Use	Units	Meter Cost	Special Charges	Total Cost	Avg Unit Cost	% of Total Cost
Site: WESTERN HILLS ELEMEN - WESTERN HILLS ELEMEN							
Electricity	46,440	KWH	\$5,127.87	\$0.00	\$5,127.87	0.1104	76.88%
Natural Gas	1,170	CCF	\$724.16	\$0.00	\$724.16	0.6189	10.86%
Water	157	CCF	\$474.60	\$0.00	\$474.60	3.0229	7.12%
Sewer	64	CCF	\$342.93	\$0.00	\$342.93	5.3583	5.14%
Total Cost:			\$6,669.56	\$0.00	\$6,669.56		



Filters: Cost Center Name Not Equal To DoNotReport; Billing Period Equal To 201504All Meter CodesAll Group Names

el Paso

Energy CAP

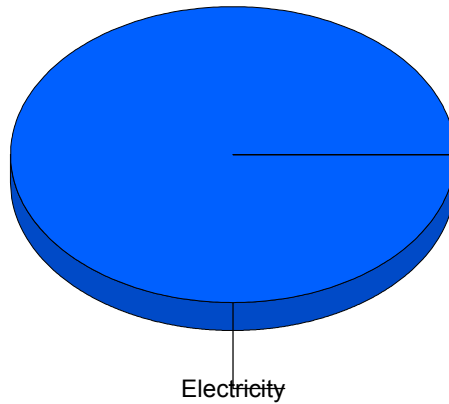
Cost Avoidance Program

Cost Summary Graph

Grouped by Energy Type

Energy Type	Use	Units	Meter Cost	Special Charges	Total Cost	Avg Unit Cost	% of Total Cost
Site: WESTSIDE TRANSPORTAT - WESTSIDE TRANSPORTAT							
Electricity	2,862	KWH	\$350.13	\$0.00	\$350.13	0.1223	100.00%
Total Cost:			\$350.13	\$0.00	\$350.13		

For WESTSIDE TRANSPORTAT



■ Electricity	100.0%
Total:	100.0%

Filters: Cost Center Name Not Equal To DoNotReport; Billing Period Equal To 201504All Meter CodesAll Group Names

elpaso

Energy CAP

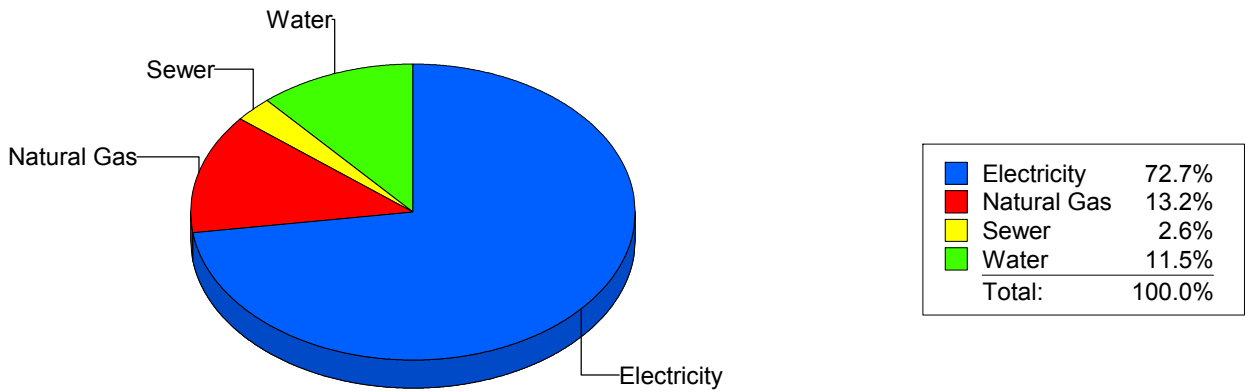
Cost Avoidance Program

Cost Summary Graph

Grouped by Energy Type

Energy Type	Use	Units	Meter Cost	Special Charges	Total Cost	Avg Unit Cost	% of Total Cost
Site: WHITAKER ELEMENTARY - WHITAKER ELEMENTARY							
Electricity	81,600	KWH	\$8,175.82	\$0.00	\$8,175.82	0.1002	72.70%
Natural Gas	2,556	CCF	\$1,487.86	\$0.00	\$1,487.86	0.5821	13.23%
Water	527	CCF	\$1,292.95	\$0.00	\$1,292.95	2.4534	11.50%
Sewer	86	CCF	\$288.88	\$0.00	\$288.88	3.3591	2.57%
Total Cost:			\$11,245.51	\$0.00	\$11,245.51		

For WHITAKER ELEMENTARY



Filters: Cost Center Name Not Equal To DoNotReport; Billing Period Equal To 201504All Meter CodesAll Group Names

el Paso

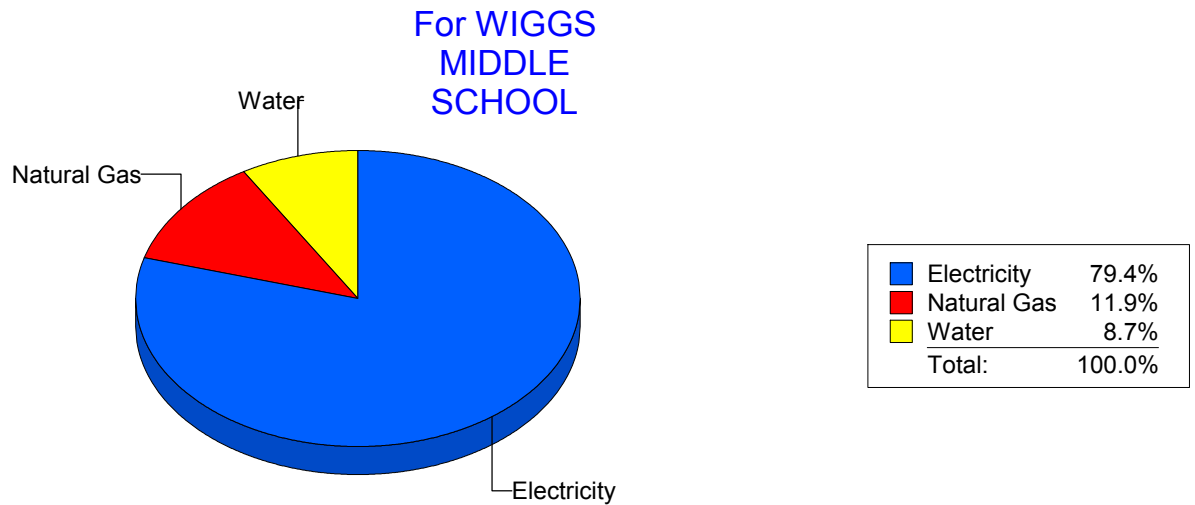
Energy CAP

Cost Avoidance Program

Cost Summary Graph

Grouped by Energy Type

Energy Type	Use	Units	Meter Cost	Special Charges	Total Cost	Avg Unit Cost	% of Total Cost
Site: WIGGS MIDDLE SCHOOL - WIGGS MIDDLE SCHOOL							
Electricity	55,640	KWH	\$5,884.15	\$0.00	\$5,884.15	0.1058	79.40%
Natural Gas	1,450	CCF	\$878.45	\$0.00	\$878.45	0.6058	11.85%
Water	228	CCF	\$647.99	\$0.00	\$647.99	2.8421	8.74%
Total Cost:			\$7,410.59	\$0.00	\$7,410.59		



Filters: Cost Center Name Not Equal To DoNotReport; Billing Period Equal To 201504All Meter CodesAll Group Names

elpaso

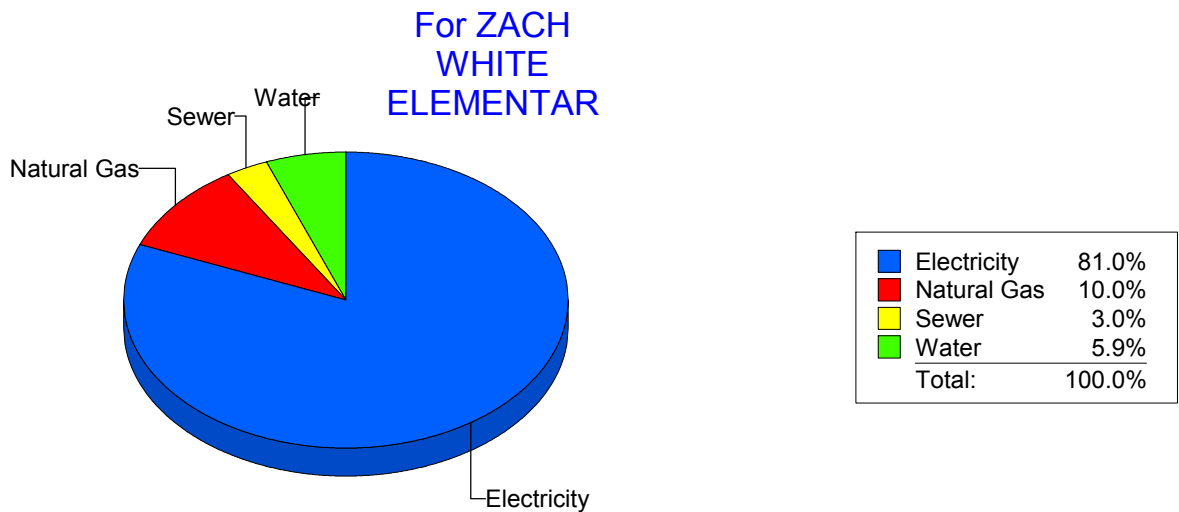
Energy CAP

Cost Avoidance Program

Cost Summary Graph

Grouped by Energy Type

Energy Type	Use	Units	Meter Cost	Special Charges	Total Cost	Avg Unit Cost	% of Total Cost
Site: ZACH WHITE ELEMENTAR - ZACH WHITE ELEMENTAR							
Electricity	56,100	KWH	\$6,753.40	\$0.00	\$6,753.40	0.1204	81.04%
Natural Gas	1,225	CCF	\$835.48	\$0.00	\$835.48	0.6820	10.03%
Water	163	CCF	\$493.96	\$0.00	\$493.96	3.0304	5.93%
Sewer	75	CCF	\$250.69	\$0.00	\$250.69	3.3425	3.01%
Total Cost:			\$8,333.53	\$0.00	\$8,333.53		



Filters: Cost Center Name Not Equal To DoNotReport; Billing Period Equal To 201504All Meter CodesAll Group Names

el Paso

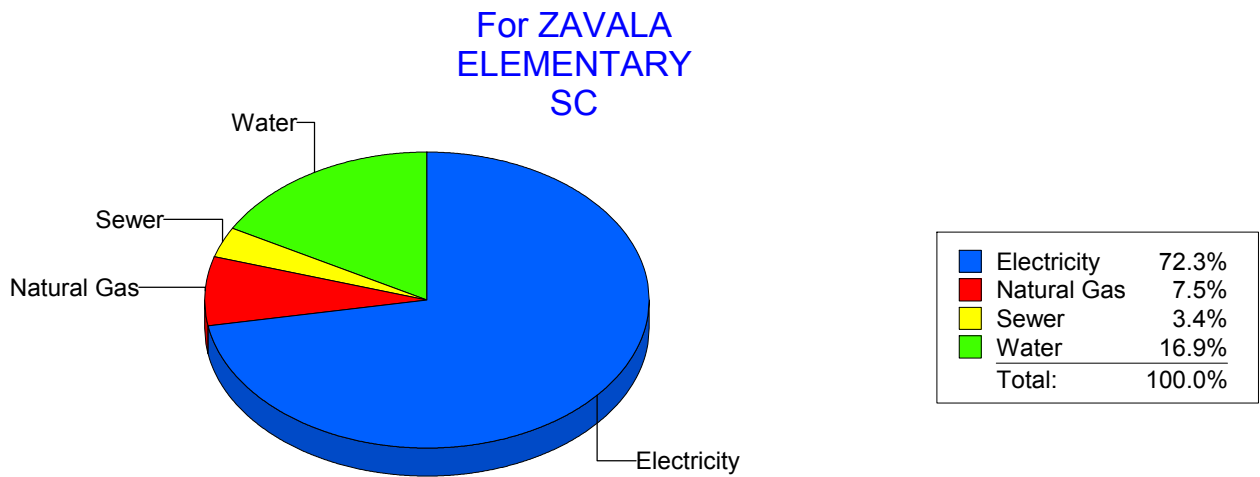
Energy CAP

Cost Avoidance Program

Cost Summary Graph

Grouped by Energy Type

Energy Type	Use	Units	Meter Cost	Special Charges	Total Cost	Avg Unit Cost	% of Total Cost
Site: ZAVALA ELEMENTARY SC - ZAVALA ELEMENTARY SC							
Electricity	30,500	KWH	\$2,814.43	\$0.00	\$2,814.43	0.0923	72.27%
Natural Gas	388	CCF	\$290.88	\$0.00	\$290.88	0.7497	7.47%
Water	159	CCF	\$658.67	\$0.00	\$658.67	4.1426	16.91%
Sewer	41	CCF	\$130.56	\$0.00	\$130.56	3.1844	3.35%
Total Cost:			\$3,894.54	\$0.00	\$3,894.54		



Filters: Cost Center Name Not Equal To DoNotReport; Billing Period Equal To 201504All Meter CodesAll Group Names

elpaso

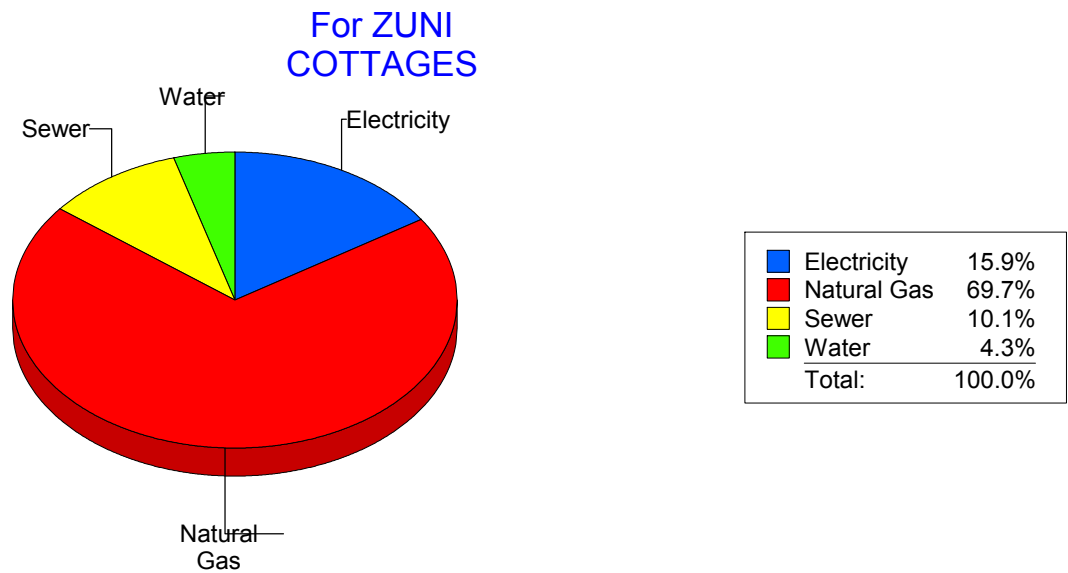
Energy CAP

Cost Avoidance Program

Cost Summary Graph

Grouped by Energy Type

Energy Type	Use	Units	Meter Cost	Special Charges	Total Cost	Avg Unit Cost	% of Total Cost
Site: ZUNI COTTAGES - ZUNI COTTAGES							
Electricity		25 KWH	\$37.03	\$0.00	\$37.03	1.4812	15.88%
Natural Gas		1 CCF	\$162.45	\$0.00	\$162.45	162.4500	69.68%
Water		0 CCF	\$10.06	\$0.00	\$10.06	0.0000	4.32%
Sewer		0 CCF	\$23.60	\$0.00	\$23.60	0.0000	10.12%
Total Cost:			\$233.14	\$0.00	\$233.14		



Filters: Cost Center Name Not Equal To DoNotReport; Billing Period Equal To 201504All Meter CodesAll Group Names

el Paso

Energy CAP

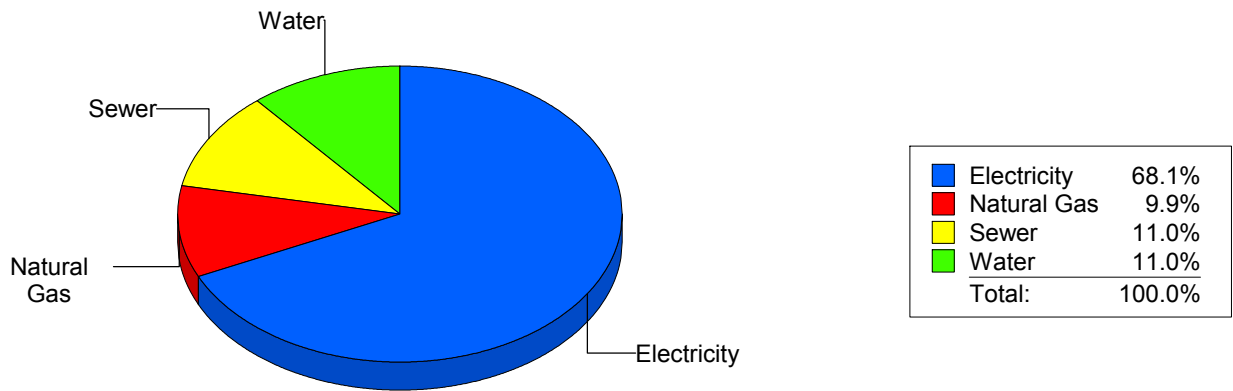
Cost Avoidance Program

Cost Summary Graph

Grouped by Energy Type

Energy Type	Use	Units	Meter Cost	Special Charges	Total Cost	Avg Unit Cost	% of Total Cost
All Sites							
Electricity	6,201,476	KWH	\$640,438.33	\$0.00	\$640,438.33	0.1033	68.12%
Natural Gas	143,882	CCF	\$93,512.54	\$0.00	\$93,512.54	0.6499	9.95%
Water	37,191	CCF	\$103,243.67	\$0.00	\$103,243.67	2.7760	10.98%
Sewer	15,624	CCF	\$103,033.12	\$0.00	\$103,033.12	6.5945	10.96%
Total Cost:			\$940,227.66	\$0.00	\$940,227.66		

For All Sites



Filters: Cost Center Name Not Equal To DoNotReport; Billing Period Equal To 201504All Meter CodesAll Group Names