

**el paso**

Energy CAP

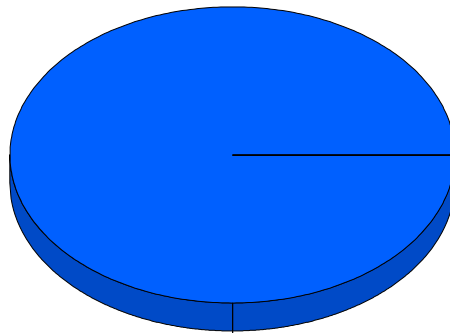
Cost Avoidance Program

**Cost Summary Graph**

Grouped by Energy Type

Energy Type	Use	Units	Meter Cost	Special Charges	Total Cost	Avg Unit Cost	% of Total Cost
Site: ALAMO ELEMENTARY SCH - ALAMO ELEMENTARY SCH							
Electricity		4,500 KWH	\$438.22	\$0.00	\$438.22	0.0974	100.00%
<b>Total Cost:</b>			<b>\$438.22</b>	<b>\$0.00</b>	<b>\$438.22</b>		

For ALAMO  
ELEMENTARY  
SCH



Electricity

■ Electricity	100.0%
Total:	100.0%

*Filters: Cost Center Name Not Equal To DoNotReport; Billing Period Equal To 201403All Meter CodesAll Group Names*

**elpaso**

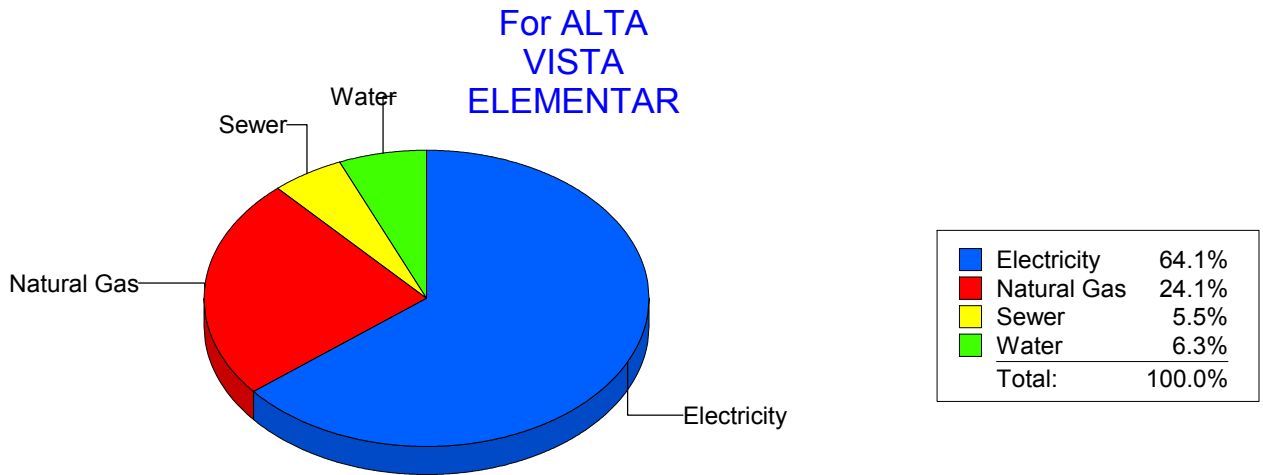
Energy CAP

Cost Avoidance Program

**Cost Summary Graph**

Grouped by Energy Type

Energy Type	Use	Units	Meter Cost	Special Charges	Total Cost	Avg Unit Cost	% of Total Cost
<b>Site: ALTA VISTA ELEMENTAR - ALTA VISTA ELEMENTAR</b>							
Electricity	20,700	KWH	\$2,467.06	\$0.00	\$2,467.06	0.1192	64.14%
Natural Gas	1,138	CCF	\$925.97	\$0.00	\$925.97	0.8137	24.07%
Water	112	CCF	\$242.45	\$0.00	\$242.45	2.1647	6.30%
Sewer	104	CCF	\$210.84	\$0.00	\$210.84	2.0273	5.48%
<b>Total Cost:</b>			<b>\$3,846.32</b>	<b>\$0.00</b>	<b>\$3,846.32</b>		



*Filters: Cost Center Name Not Equal To DoNotReport; Billing Period Equal To 201403All Meter CodesAll Group Names*

**elpaso**

Energy CAP

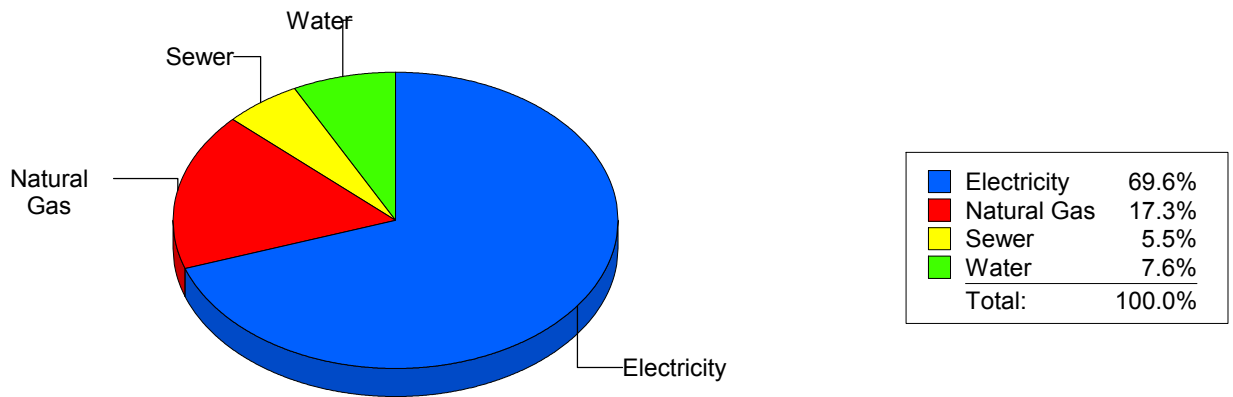
Cost Avoidance Program

**Cost Summary Graph**

Grouped by Energy Type

Energy Type	Use	Units	Meter Cost	Special Charges	Total Cost	Avg Unit Cost	% of Total Cost
<b>Site: ANDRESS HIGH SCHOOL - ANDRESS HIGH SCHOOL</b>							
Electricity	146,444	KWH	\$14,937.16	\$0.00	\$14,937.16	0.1020	69.60%
Natural Gas	4,998	CCF	\$3,709.75	\$0.00	\$3,709.75	0.7422	17.29%
Water	963	CCF	\$1,637.67	\$0.00	\$1,637.67	1.7006	7.63%
Sewer	744	CCF	\$1,175.55	\$0.00	\$1,175.55	1.5800	5.48%
<b>Total Cost:</b>			<b>\$21,460.13</b>	<b>\$0.00</b>	<b>\$21,460.13</b>		

For ANDRESS HIGH SCHOOL



*Filters: Cost Center Name Not Equal To DoNotReport; Billing Period Equal To 201403All Meter CodesAll Group Names*

**elpaso**

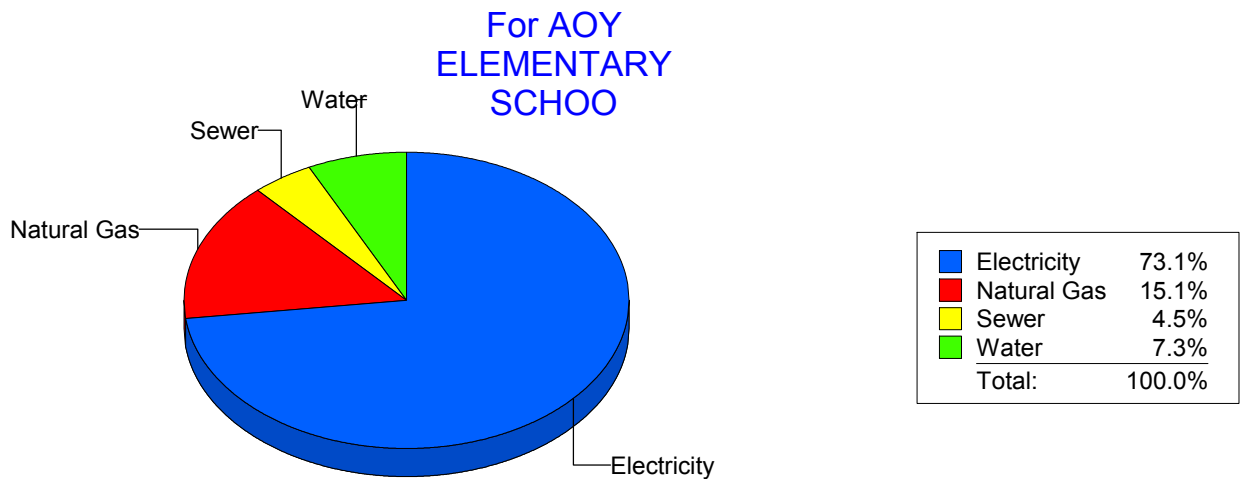
Energy CAP

Cost Avoidance Program

**Cost Summary Graph**

Grouped by Energy Type

Energy Type	Use	Units	Meter Cost	Special Charges	Total Cost	Avg Unit Cost	% of Total Cost
<b>Site: AOY ELEMENTARY SCHOO - AOY ELEMENTARY SCHOO</b>							
Electricity	49,154	KWH	\$7,397.87	\$0.00	\$7,397.87	0.1505	73.05%
Natural Gas	1,995	CCF	\$1,534.13	\$0.00	\$1,534.13	0.7690	15.15%
Water	205	CCF	\$738.11	\$0.00	\$738.11	3.6005	7.29%
Sewer	126	CCF	\$456.62	\$0.00	\$456.62	3.6240	4.51%
<b>Total Cost:</b>			<b>\$10,126.73</b>	<b>\$0.00</b>	<b>\$10,126.73</b>		



*Filters: Cost Center Name Not Equal To DoNotReport; Billing Period Equal To 201403All Meter CodesAll Group Names*

**elpaso**

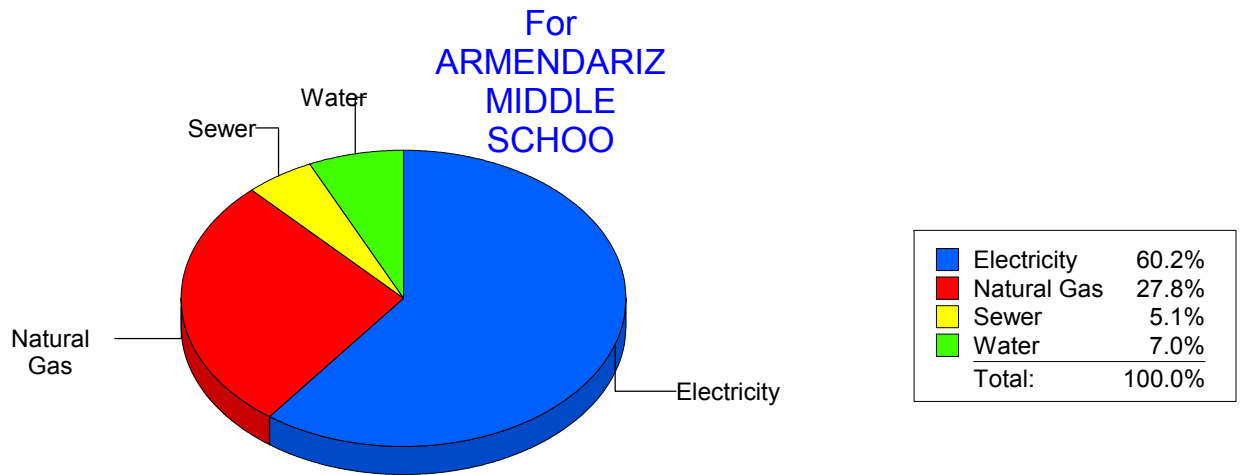
Energy CAP

Cost Avoidance Program

**Cost Summary Graph**

Grouped by Energy Type

Energy Type	Use	Units	Meter Cost	Special Charges	Total Cost	Avg Unit Cost	% of Total Cost
<b>Site: ARMENDARIZ MIDDLE SCHOO - ARMENDARIZ MIDDLE SCHOO</b>							
Electricity	61,500	KWH	\$6,378.10	\$0.00	\$6,378.10	0.1037	60.17%
Natural Gas	4,081	CCF	\$2,946.16	\$0.00	\$2,946.16	0.7219	27.79%
Water	292	CCF	\$740.60	\$0.00	\$740.60	2.5363	6.99%
Sewer	222	CCF	\$535.59	\$0.00	\$535.59	2.4126	5.05%
<b>Total Cost:</b>			<b>\$10,600.45</b>	<b>\$0.00</b>	<b>\$10,600.45</b>		



*Filters: Cost Center Name Not Equal To DoNotReport; Billing Period Equal To 201403All Meter CodesAll Group Names*

**elpaso**

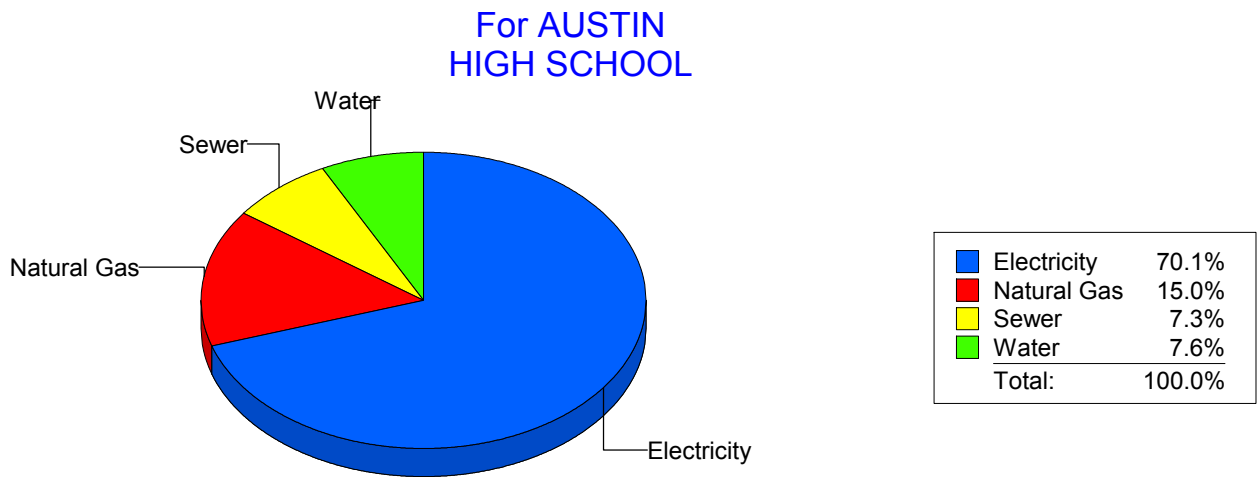
Energy CAP

Cost Avoidance Program

**Cost Summary Graph**

Grouped by Energy Type

Energy Type	Use	Units	Meter Cost	Special Charges	Total Cost	Avg Unit Cost	% of Total Cost
<b>Site: AUSTIN HIGH SCHOOL - AUSTIN HIGH SCHOOL</b>							
Electricity	118,497	KWH	\$13,116.45	\$0.00	\$13,116.45	0.1107	70.11%
Natural Gas	3,689	CCF	\$2,800.48	\$0.00	\$2,800.48	0.7591	14.97%
Water	483	CCF	\$1,426.33	\$0.00	\$1,426.33	2.9531	7.62%
Sewer	560	CCF	\$1,365.90	\$0.00	\$1,365.90	2.4391	7.30%
<b>Total Cost:</b>			<b>\$18,709.16</b>	<b>\$0.00</b>	<b>\$18,709.16</b>		



*Filters: Cost Center Name Not Equal To DoNotReport; Billing Period Equal To 201403All Meter CodesAll Group Names*

**elpaso**

Energy CAP

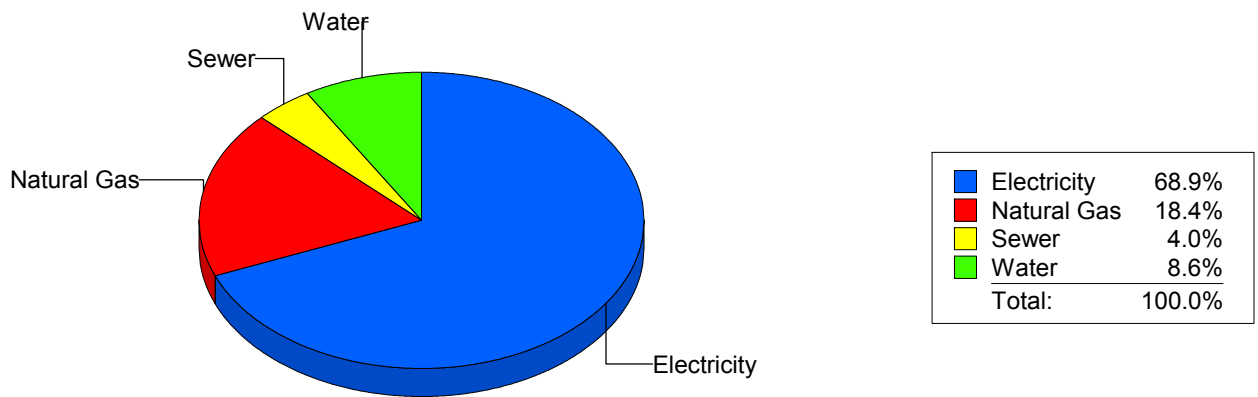
Cost Avoidance Program

**Cost Summary Graph**

Grouped by Energy Type

Energy Type	Use	Units	Meter Cost	Special Charges	Total Cost	Avg Unit Cost	% of Total Cost
<b>Site: BARRON - BARRON</b>							
Electricity	45,747	KWH	\$5,953.81	\$0.00	\$5,953.81	0.1301	68.93%
Natural Gas	2,070	CCF	\$1,592.09	\$0.00	\$1,592.09	0.7691	18.43%
Water	120	CCF	\$746.42	\$0.00	\$746.42	6.2202	8.64%
Sewer	66	CCF	\$345.45	\$0.00	\$345.45	5.2341	4.00%
<b>Total Cost:</b>			<b>\$8,637.77</b>	<b>\$0.00</b>	<b>\$8,637.77</b>		

For BARRON



*Filters: Cost Center Name Not Equal To DoNotReport; Billing Period Equal To 201403All Meter CodesAll Group Names*

**elpaso**

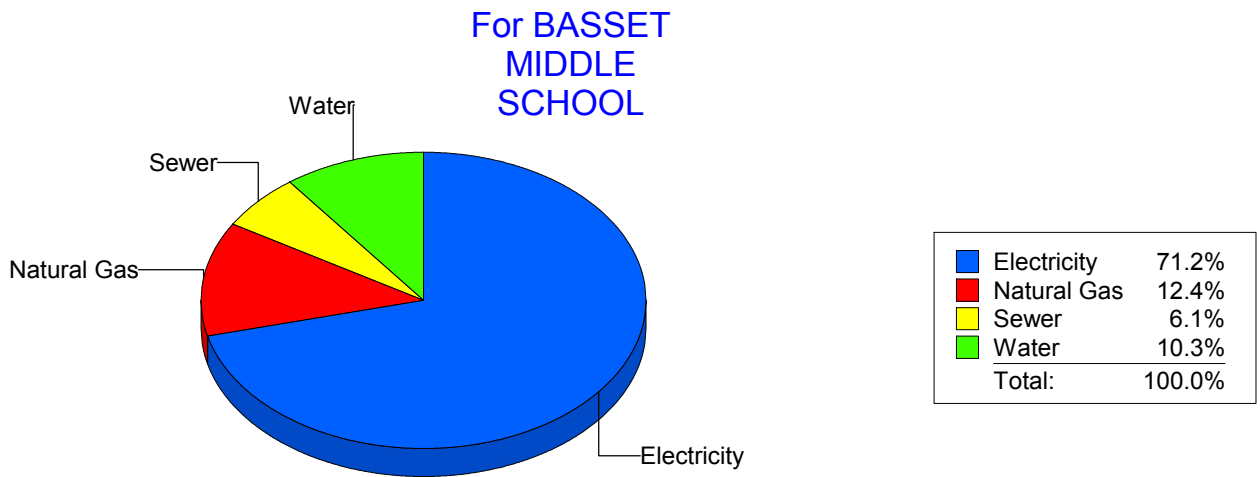
Energy CAP

Cost Avoidance Program

**Cost Summary Graph**

Grouped by Energy Type

Energy Type	Use	Units	Meter Cost	Special Charges	Total Cost	Avg Unit Cost	% of Total Cost
<b>Site: BASSET MIDDLE SCHOOL - BASSET MIDDLE SCHOOL</b>							
Electricity	51,897	KWH	\$6,633.05	\$0.00	\$6,633.05	0.1278	71.17%
Natural Gas	1,461	CCF	\$1,156.64	\$0.00	\$1,156.64	0.7917	12.41%
Water	440	CCF	\$957.18	\$0.00	\$957.18	2.1754	10.27%
Sewer	307	CCF	\$572.49	\$0.00	\$572.49	1.8648	6.14%
<b>Total Cost:</b>			<b>\$9,319.36</b>	<b>\$0.00</b>	<b>\$9,319.36</b>		



*Filters: Cost Center Name Not Equal To DoNotReport; Billing Period Equal To 201403All Meter CodesAll Group Names*



**el Paso**

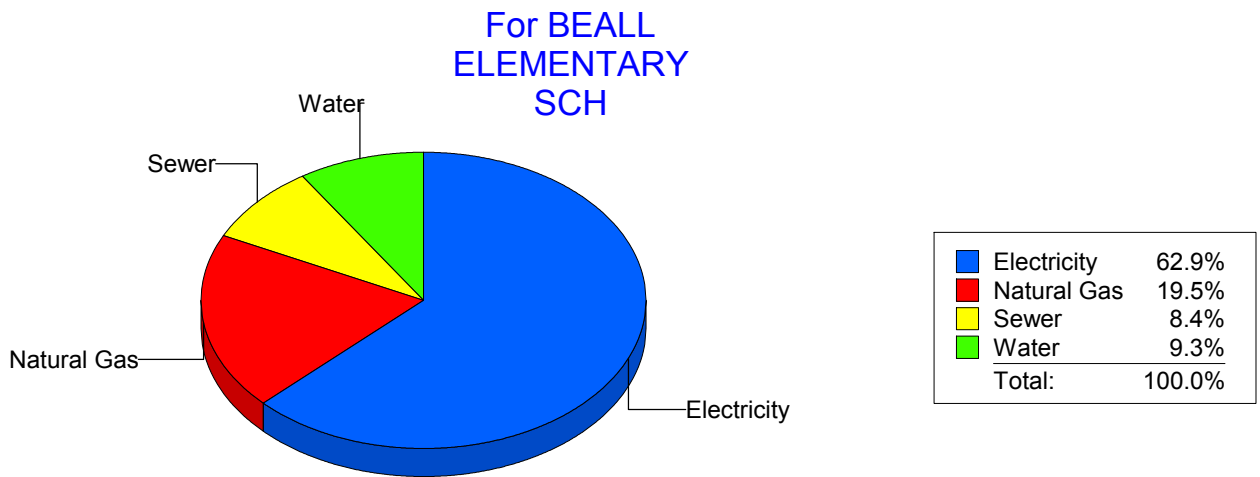
Energy CAP

Cost Avoidance Program

**Cost Summary Graph**

Grouped by Energy Type

Energy Type	Use	Units	Meter Cost	Special Charges	Total Cost	Avg Unit Cost	% of Total Cost
<b>Site: BEALL ELEMENTARY SCH - BEALL ELEMENTARY SCH</b>							
Electricity	16,468	KWH	\$2,038.86	\$0.00	\$2,038.86	0.1238	62.86%
Natural Gas	728	CCF	\$632.06	\$0.00	\$632.06	0.8682	19.49%
Water	106	CCF	\$300.75	\$0.00	\$300.75	2.8373	9.27%
Sewer	89	CCF	\$271.65	\$0.00	\$271.65	3.0522	8.38%
<b>Total Cost:</b>			<b>\$3,243.32</b>	<b>\$0.00</b>	<b>\$3,243.32</b>		



*Filters: Cost Center Name Not Equal To DoNotReport; Billing Period Equal To 201403All Meter CodesAll Group Names*

**el Paso**

Energy CAP

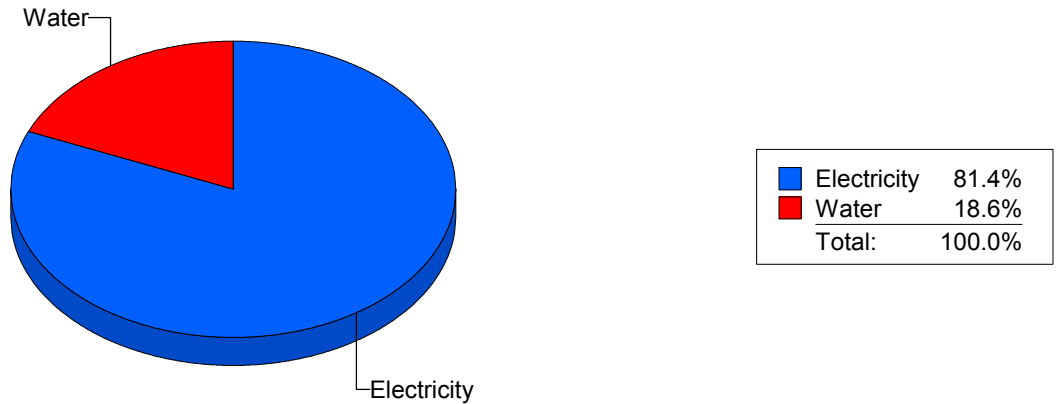
Cost Avoidance Program

**Cost Summary Graph**

Grouped by Energy Type

Energy Type	Use	Units	Meter Cost	Special Charges	Total Cost	Avg Unit Cost	% of Total Cost
<b>Site: BLISS ELEMENTARY - BLISS ELEMENTARY</b>							
Electricity		8,775 KWH	\$1,793.49	\$0.00	\$1,793.49	0.2044	81.40%
Water		176 CCF	\$409.95	\$0.00	\$409.95	2.3293	18.60%
<b>Total Cost:</b>			<b>\$2,203.44</b>	<b>\$0.00</b>	<b>\$2,203.44</b>		

For BLISS ELEMENTARY



*Filters: Cost Center Name Not Equal To DoNotReport; Billing Period Equal To 201403All Meter CodesAll Group Names*

**elpaso**

Energy CAP

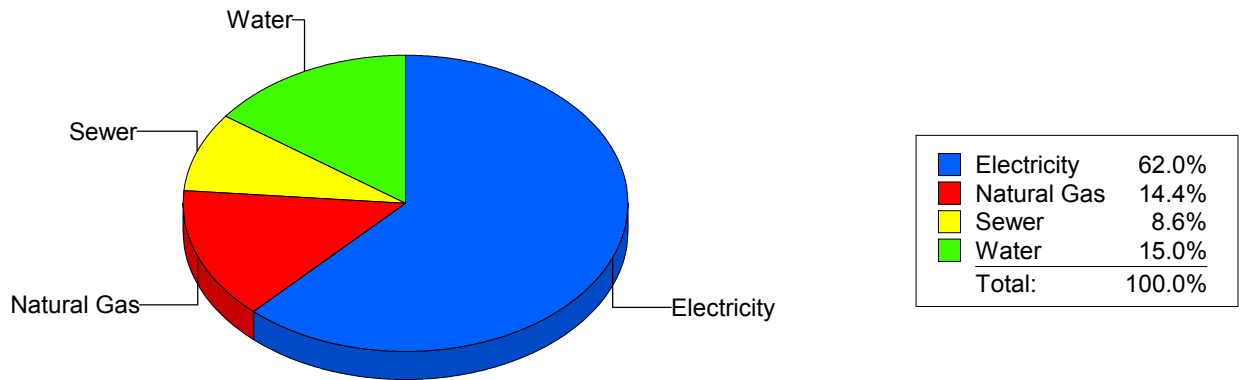
Cost Avoidance Program

**Cost Summary Graph**

Grouped by Energy Type

Energy Type	Use	Units	Meter Cost	Special Charges	Total Cost	Avg Unit Cost	% of Total Cost
<b>Site: BOND - BOND ELEMENTARY</b>							
Electricity	18,560	KWH	\$2,726.28	\$0.00	\$2,726.28	0.1469	62.02%
Natural Gas	730	CCF	\$632.15	\$0.00	\$632.15	0.8660	14.38%
Water	230	CCF	\$659.72	\$0.00	\$659.72	2.8683	15.01%
Sewer	117	CCF	\$377.61	\$0.00	\$377.61	3.2274	8.59%
<b>Total Cost:</b>			<b>\$4,395.76</b>	<b>\$0.00</b>	<b>\$4,395.76</b>		

For BOND ELEMENTARY



*Filters: Cost Center Name Not Equal To DoNotReport; Billing Period Equal To 201403All Meter CodesAll Group Names*

**el paso**

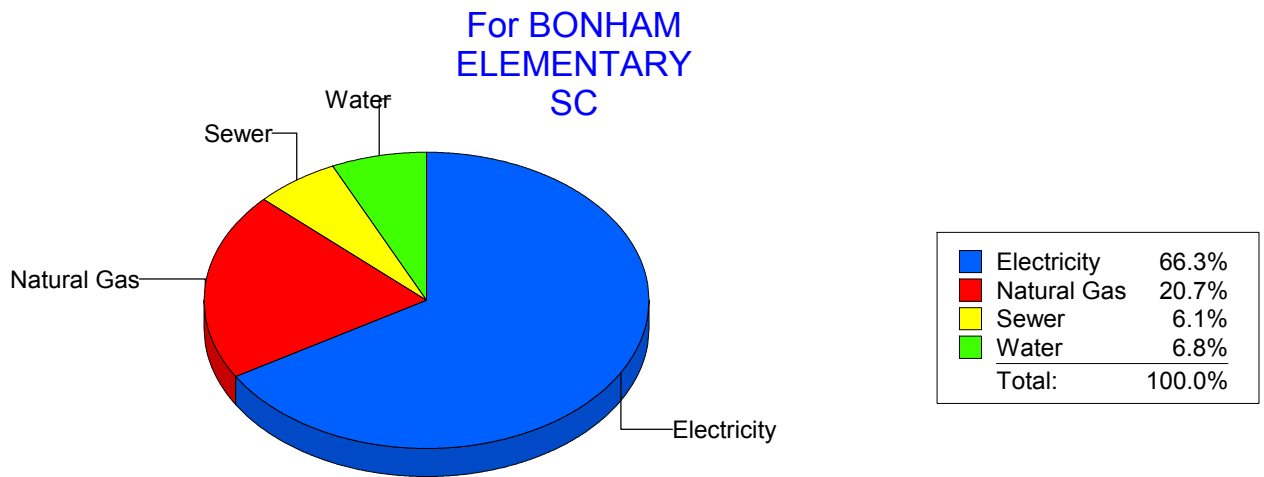
Energy CAP

Cost Avoidance Program

**Cost Summary Graph**

Grouped by Energy Type

Energy Type	Use	Units	Meter Cost	Special Charges	Total Cost	Avg Unit Cost	% of Total Cost
<b>Site: BONHAM ELEMENTARY SC - BONHAM ELEMENTARY SC</b>							
Electricity	18,788	KWH	\$3,311.67	\$0.00	\$3,311.67	0.1763	66.30%
Natural Gas	1,372	CCF	\$1,034.54	\$0.00	\$1,034.54	0.7540	20.71%
Water	139	CCF	\$341.90	\$0.00	\$341.90	2.4597	6.84%
Sewer	127	CCF	\$307.02	\$0.00	\$307.02	2.4175	6.15%
<b>Total Cost:</b>			<b>\$4,995.13</b>	<b>\$0.00</b>	<b>\$4,995.13</b>		



*Filters: Cost Center Name Not Equal To DoNotReport; Billing Period Equal To 201403All Meter CodesAll Group Names*

**elpaso**

Energy CAP

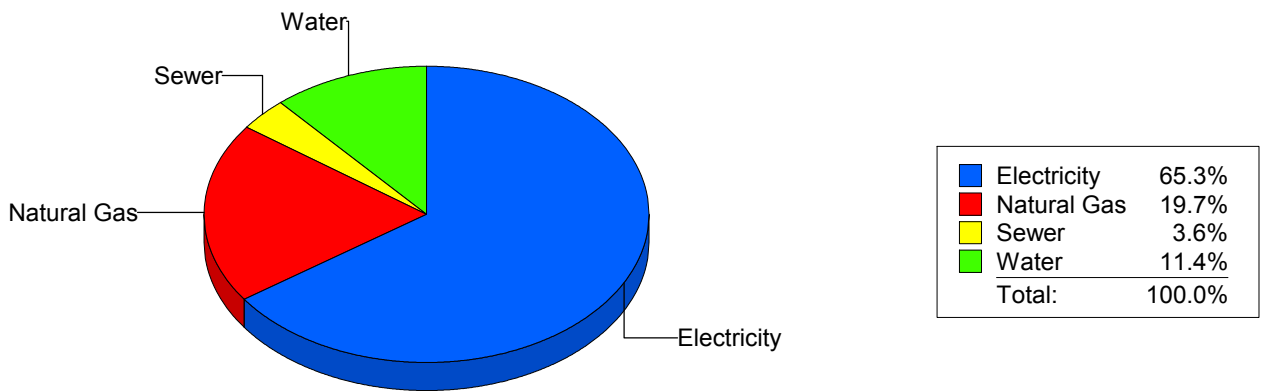
Cost Avoidance Program

**Cost Summary Graph**

Grouped by Energy Type

Energy Type	Use	Units	Meter Cost	Special Charges	Total Cost	Avg Unit Cost	% of Total Cost
<b>Site: BOWIE HIGH SCHOOL - BOWIE HIGH SCHOOL</b>							
Electricity	246,703	KWH	\$20,903.53	\$0.00	\$20,903.53	0.0847	65.31%
Natural Gas	8,786	CCF	\$6,297.28	\$0.00	\$6,297.28	0.7167	19.67%
Water	2,404	CCF	\$3,653.13	\$0.00	\$3,653.13	1.5196	11.41%
Sewer	513	CCF	\$1,153.32	\$0.00	\$1,153.32	2.2482	3.60%
<b>Total Cost:</b>			<b>\$32,007.26</b>	<b>\$0.00</b>	<b>\$32,007.26</b>		

For BOWIE HIGH SCHOOL



*Filters: Cost Center Name Not Equal To DoNotReport; Billing Period Equal To 201403All Meter CodesAll Group Names*

**elpaso**

Energy CAP

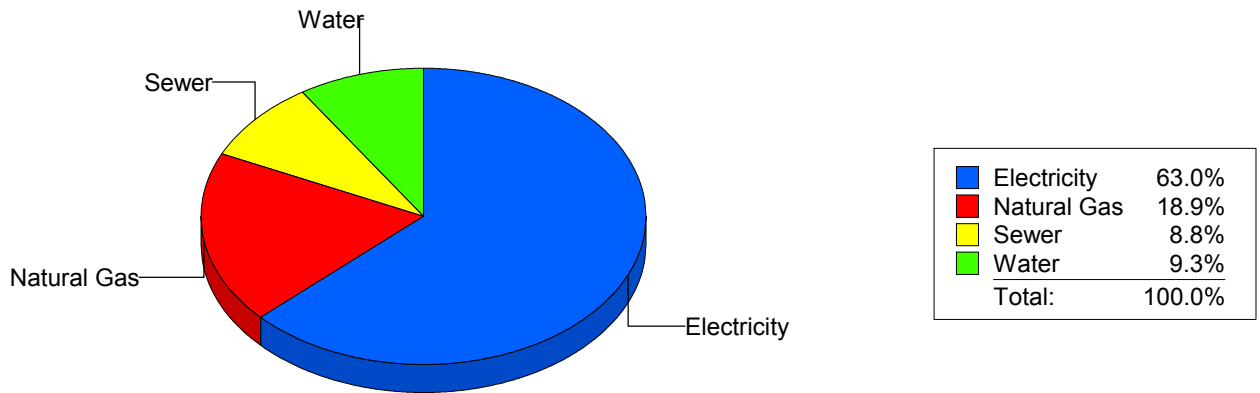
Cost Avoidance Program

**Cost Summary Graph**

Grouped by Energy Type

Energy Type	Use	Units	Meter Cost	Special Charges	Total Cost	Avg Unit Cost	% of Total Cost
<b>Site: BRADLEY ELEMENTARY - BRADLEY ELEMENTARY</b>							
Electricity	18,300	KWH	\$2,229.14	\$0.00	\$2,229.14	0.1218	62.98%
Natural Gas	859	CCF	\$670.37	\$0.00	\$670.37	0.7804	18.94%
Water	77	CCF	\$329.37	\$0.00	\$329.37	4.2775	9.31%
Sewer	59	CCF	\$310.65	\$0.00	\$310.65	5.2653	8.78%
<b>Total Cost:</b>			<b>\$3,539.53</b>	<b>\$0.00</b>	<b>\$3,539.53</b>		

For BRADLEY ELEMENTARY



*Filters: Cost Center Name Not Equal To DoNotReport; Billing Period Equal To 201403All Meter CodesAll Group Names*

**el Paso**

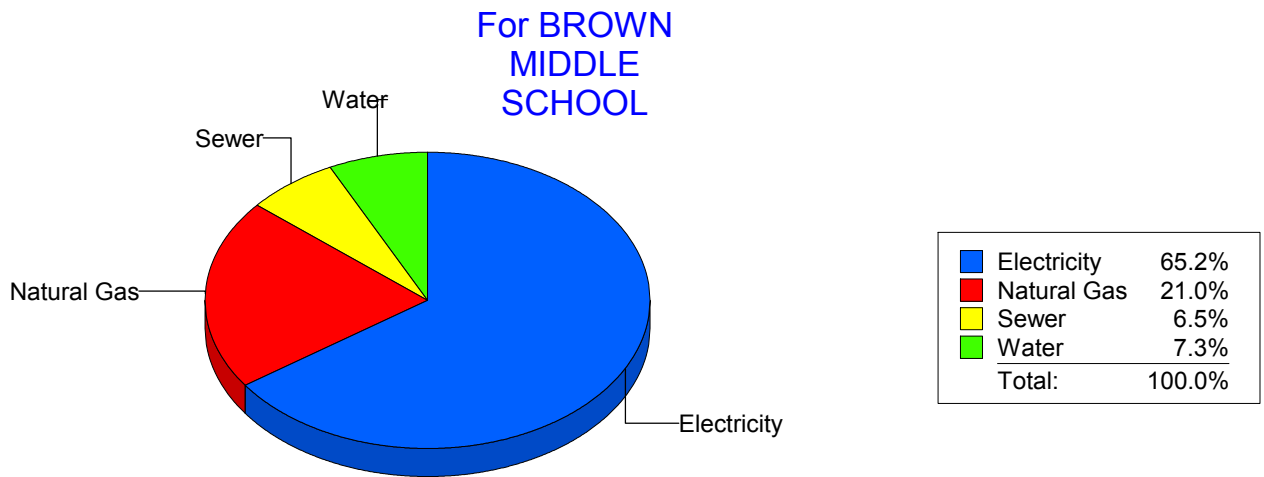
Energy CAP

Cost Avoidance Program

**Cost Summary Graph**

Grouped by Energy Type

Energy Type	Use	Units	Meter Cost	Special Charges	Total Cost	Avg Unit Cost	% of Total Cost
<b>Site: BROWN MIDDLE SCHOOL - BROWN MIDDLE SCHOOL</b>							
Electricity	73,800	KWH	\$7,742.10	\$0.00	\$7,742.10	0.1049	65.21%
Natural Gas	3,434	CCF	\$2,493.73	\$0.00	\$2,493.73	0.7262	21.00%
Water	395	CCF	\$864.77	\$0.00	\$864.77	2.1893	7.28%
Sewer	393	CCF	\$771.57	\$0.00	\$771.57	1.9633	6.50%
<b>Total Cost:</b>			<b>\$11,872.17</b>	<b>\$0.00</b>	<b>\$11,872.17</b>		



*Filters: Cost Center Name Not Equal To DoNotReport; Billing Period Equal To 201403All Meter CodesAll Group Names*

**elpaso**

Energy CAP

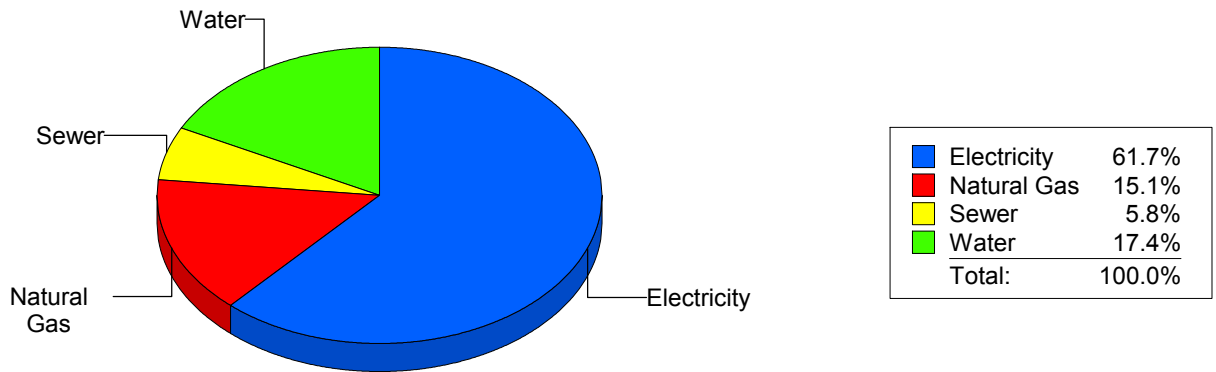
Cost Avoidance Program

**Cost Summary Graph**

Grouped by Energy Type

Energy Type	Use	Units	Meter Cost	Special Charges	Total Cost	Avg Unit Cost	% of Total Cost
<b>Site: BURGESS HIGH SCHOOL - BURGESS HIGH SCHOOL</b>							
Electricity	79,934	KWH	\$9,016.89	\$0.00	\$9,016.89	0.1128	61.69%
Natural Gas	2,861	CCF	\$2,205.30	\$0.00	\$2,205.30	0.7708	15.09%
Water	818	CCF	\$2,541.03	\$0.00	\$2,541.03	3.1064	17.38%
Sewer	345	CCF	\$854.16	\$0.00	\$854.16	2.4758	5.84%
<b>Total Cost:</b>			<b>\$14,617.38</b>	<b>\$0.00</b>	<b>\$14,617.38</b>		

For BURGESS HIGH SCHOOL



*Filters: Cost Center Name Not Equal To DoNotReport; Billing Period Equal To 201403All Meter CodesAll Group Names*



**el Paso**

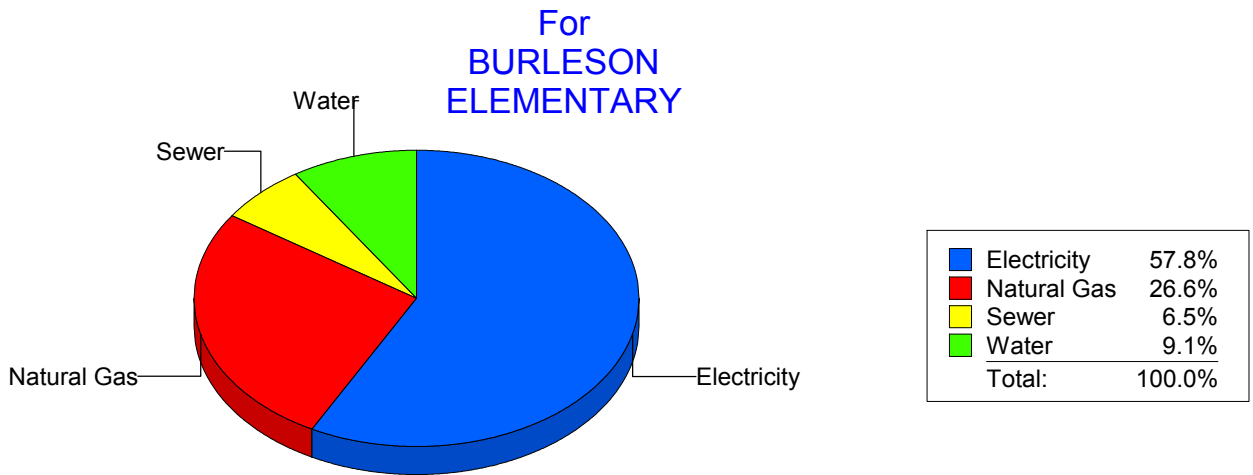
Energy CAP

Cost Avoidance Program

**Cost Summary Graph**

Grouped by Energy Type

Energy Type	Use	Units	Meter Cost	Special Charges	Total Cost	Avg Unit Cost	% of Total Cost
<b>Site: BURLESON ELEMENTARY - BURLESON ELEMENTARY</b>							
Electricity	17,935	KWH	\$2,107.23	\$0.00	\$2,107.23	0.1175	57.83%
Natural Gas	1,130	CCF	\$969.39	\$0.00	\$969.39	0.8579	26.60%
Water	139	CCF	\$332.09	\$0.00	\$332.09	2.3891	9.11%
Sewer	73	CCF	\$235.38	\$0.00	\$235.38	3.2244	6.46%
<b>Total Cost:</b>			<b>\$3,644.09</b>	<b>\$0.00</b>	<b>\$3,644.09</b>		



*Filters: Cost Center Name Not Equal To DoNotReport; Billing Period Equal To 201403All Meter CodesAll Group Names*

**el paso**

Energy CAP

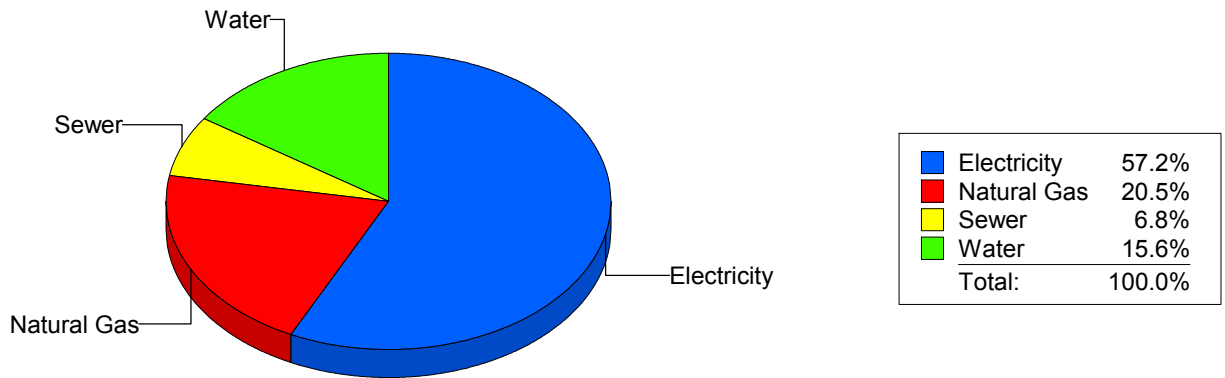
Cost Avoidance Program

**Cost Summary Graph**

Grouped by Energy Type

Energy Type	Use	Units	Meter Cost	Special Charges	Total Cost	Avg Unit Cost	% of Total Cost
<b>Site: BURNET ELEMENTARY - BURNET ELEMENTARY</b>							
Electricity	16,579	KWH	\$2,342.21	\$0.00	\$2,342.21	0.1413	57.17%
Natural Gas	937	CCF	\$839.66	\$0.00	\$839.66	0.8961	20.49%
Water	236	CCF	\$637.18	\$0.00	\$637.18	2.6999	15.55%
Sewer	104	CCF	\$278.16	\$0.00	\$278.16	2.6746	6.79%
<b>Total Cost:</b>			<b>\$4,097.21</b>	<b>\$0.00</b>	<b>\$4,097.21</b>		

For BURNET ELEMENTARY



*Filters: Cost Center Name Not Equal To DoNotReport; Billing Period Equal To 201403All Meter CodesAll Group Names*

**elpaso**

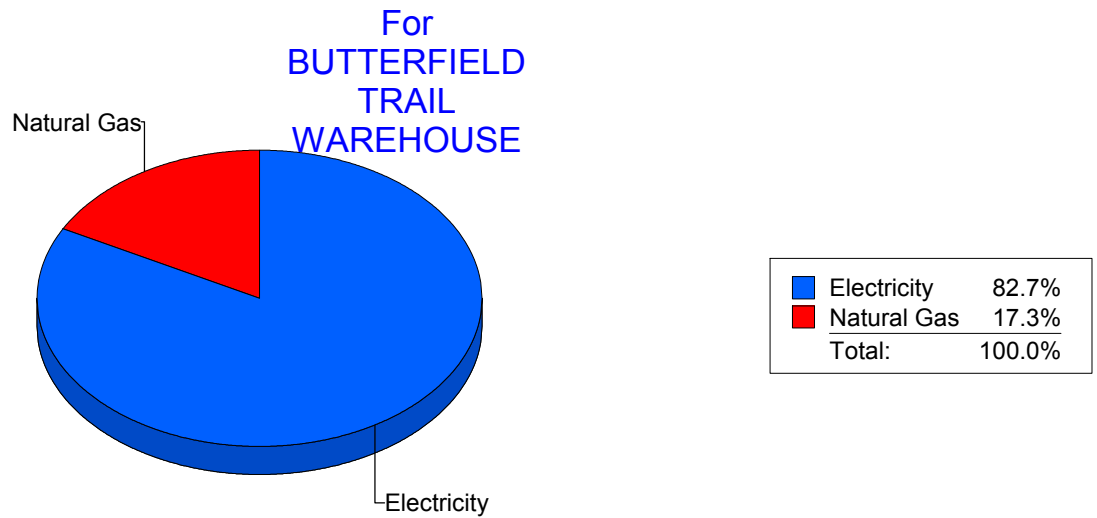
Energy CAP

Cost Avoidance Program

**Cost Summary Graph**

Grouped by Energy Type

Energy Type	Use	Units	Meter Cost	Special Charges	Total Cost	Avg Unit Cost	% of Total Cost
<b>Site: BUTTERFIELDTRAILWAREHOUSE - BUTTERFIELD TRAIL WAREHOUSE</b>							
Electricity	2,300	KWH	\$296.35	\$0.00	\$296.35	0.1288	82.69%
Natural Gas	0	CCF	\$62.04	\$0.00	\$62.04	0.0000	17.31%
<b>Total Cost:</b>			<b>\$358.39</b>	<b>\$0.00</b>	<b>\$358.39</b>		



*Filters: Cost Center Name Not Equal To DoNotReport; Billing Period Equal To 201403All Meter CodesAll Group Names*

**elpaso**

Energy CAP

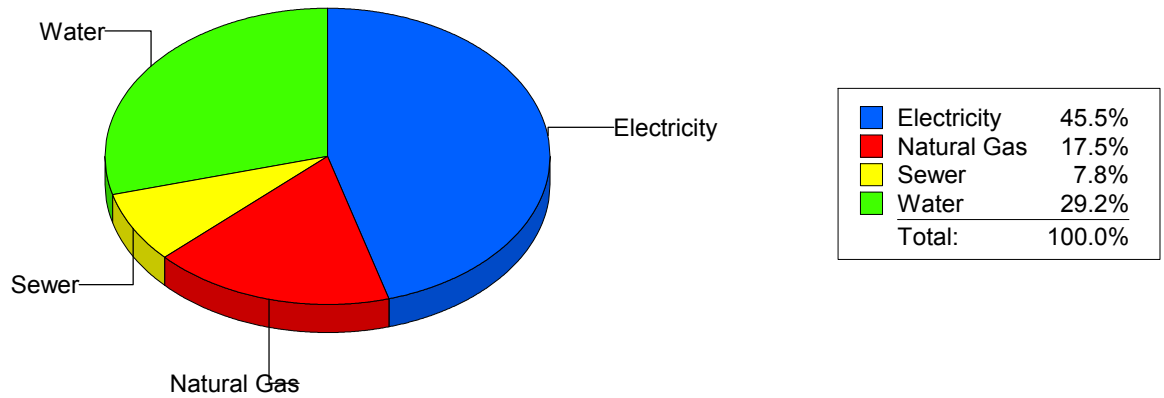
Cost Avoidance Program

**Cost Summary Graph**

Grouped by Energy Type

Energy Type	Use	Units	Meter Cost	Special Charges	Total Cost	Avg Unit Cost	% of Total Cost
<b>Site: CANYON HILLS MIDDLE - CANYON HILLS MIDDLE</b>							
Electricity	46,510	KWH	\$4,981.91	\$0.00	\$4,981.91	0.1071	45.49%
Natural Gas	2,535	CCF	\$1,918.00	\$0.00	\$1,918.00	0.7566	17.51%
Water	958	CCF	\$3,195.19	\$0.00	\$3,195.19	3.3353	29.17%
Sewer	289	CCF	\$857.28	\$0.00	\$857.28	2.9664	7.83%
<b>Total Cost:</b>			<b>\$10,952.38</b>	<b>\$0.00</b>	<b>\$10,952.38</b>		

For CANYON HILLS MIDDLE



*Filters: Cost Center Name Not Equal To DoNotReport; Billing Period Equal To 201403All Meter CodesAll Group Names*

**elpaso**

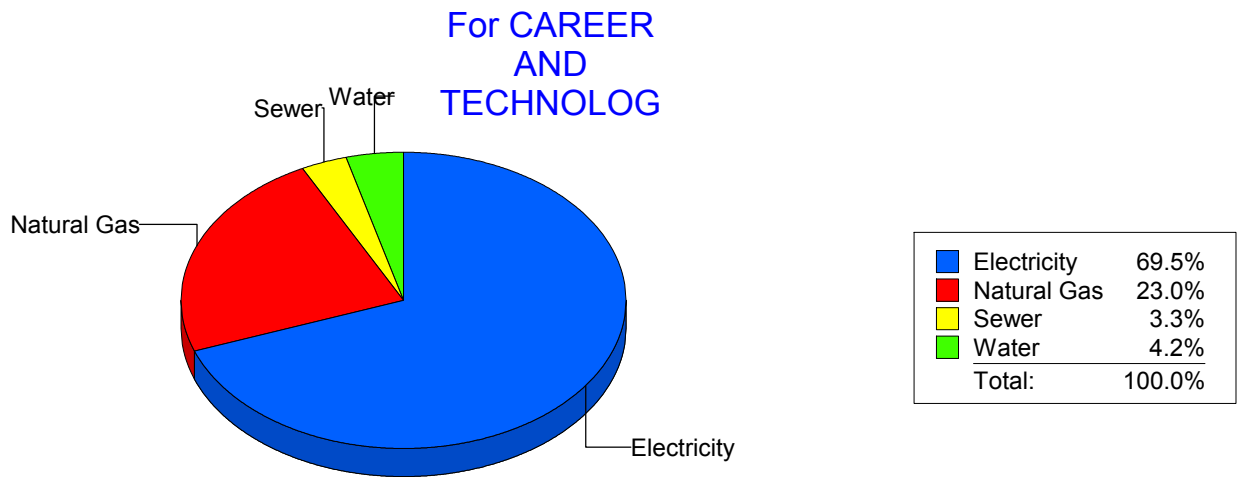
Energy CAP

Cost Avoidance Program

**Cost Summary Graph**

Grouped by Energy Type

Energy Type	Use	Units	Meter Cost	Special Charges	Total Cost	Avg Unit Cost	% of Total Cost
<b>Site: CAREER AND TECHNOLOG - CAREER AND TECHNOLOG</b>							
Electricity	79,024	KWH	\$8,154.23	\$0.00	\$8,154.23	0.1032	69.52%
Natural Gas	3,728	CCF	\$2,699.33	\$0.00	\$2,699.33	0.7241	23.01%
Water	184	CCF	\$491.79	\$0.00	\$491.79	2.6728	4.19%
Sewer	132	CCF	\$384.50	\$0.00	\$384.50	2.9129	3.28%
<b>Total Cost:</b>			<b>\$11,729.85</b>	<b>\$0.00</b>	<b>\$11,729.85</b>		



*Filters: Cost Center Name Not Equal To DoNotReport; Billing Period Equal To 201403All Meter CodesAll Group Names*

**elpaso**

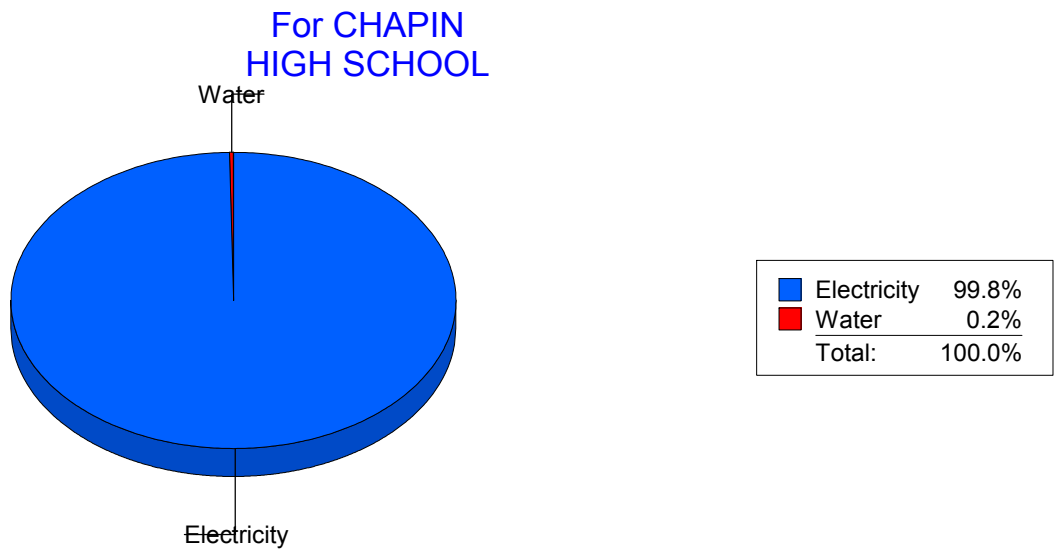
Energy CAP

Cost Avoidance Program

**Cost Summary Graph**

Grouped by Energy Type

Energy Type	Use	Units	Meter Cost	Special Charges	Total Cost	Avg Unit Cost	% of Total Cost
<b>Site: CHAPIN HIGH SCHOOL - CHAPIN HIGH SCHOOL</b>							
Electricity	194,990	KWH	\$19,416.45	\$0.00	\$19,416.45	0.0996	99.76%
Water	0	CCF	\$47.20	\$0.00	\$47.20	0.0000	0.24%
<b>Total Cost:</b>			<b>\$19,463.65</b>	<b>\$0.00</b>	<b>\$19,463.65</b>		



*Filters: Cost Center Name Not Equal To DoNotReport; Billing Period Equal To 201403All Meter CodesAll Group Names*

**el paso**

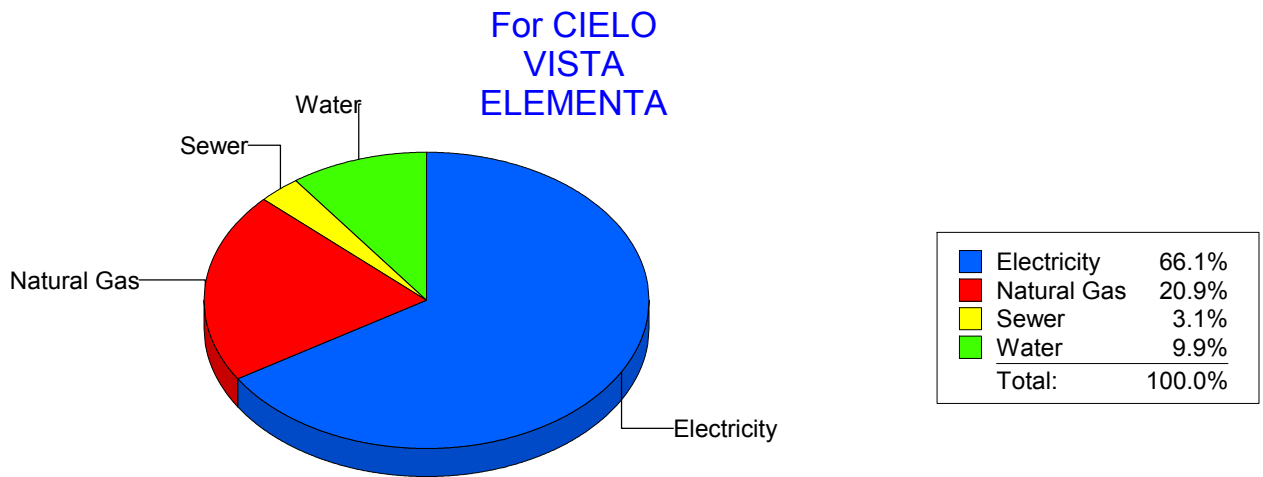
Energy CAP

Cost Avoidance Program

**Cost Summary Graph**

Grouped by Energy Type

Energy Type	Use	Units	Meter Cost	Special Charges	Total Cost	Avg Unit Cost	% of Total Cost
<b>Site: CIELO VISTA ELEMENTA - CIELO VISTA ELEMENTA</b>							
Electricity	37,240	KWH	\$4,631.47	\$0.00	\$4,631.47	0.1244	66.10%
Natural Gas	1,904	CCF	\$1,467.04	\$0.00	\$1,467.04	0.7705	20.94%
Water	215	CCF	\$692.70	\$0.00	\$692.70	3.2219	9.89%
Sewer	48	CCF	\$215.07	\$0.00	\$215.07	4.4806	3.07%
<b>Total Cost:</b>			<b>\$7,006.28</b>	<b>\$0.00</b>	<b>\$7,006.28</b>		



*Filters: Cost Center Name Not Equal To DoNotReport; Billing Period Equal To 201403All Meter CodesAll Group Names*

**el paso**

Energy CAP

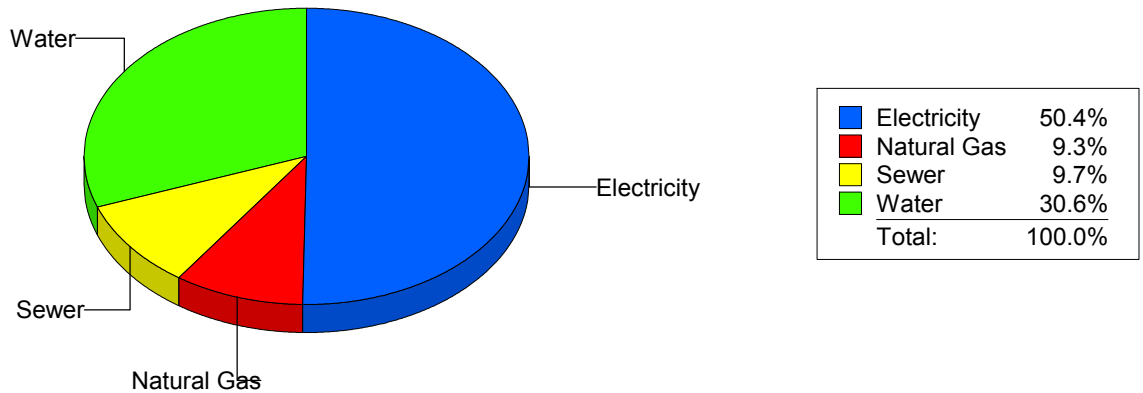
Cost Avoidance Program

**Cost Summary Graph**

Grouped by Energy Type

Energy Type	Use	Units	Meter Cost	Special Charges	Total Cost	Avg Unit Cost	% of Total Cost
Site: CLARDY ELEMENTARY SC - CLARDY ELEMENTARY SC							
Electricity	22,215	KWH	\$2,891.32	\$0.00	\$2,891.32	0.1302	50.39%
Natural Gas	596	CCF	\$535.59	\$0.00	\$535.59	0.8986	9.33%
Water	657	CCF	\$1,753.80	\$0.00	\$1,753.80	2.6694	30.57%
Sewer	247	CCF	\$557.01	\$0.00	\$557.01	2.2551	9.71%
<b>Total Cost:</b>			<b>\$5,737.72</b>	<b>\$0.00</b>	<b>\$5,737.72</b>		

For CLARDY  
ELEMENTARY  
SC



*Filters: Cost Center Name Not Equal To DoNotReport; Billing Period Equal To 201403All Meter CodesAll Group Names*



**elpaso**

Energy CAP

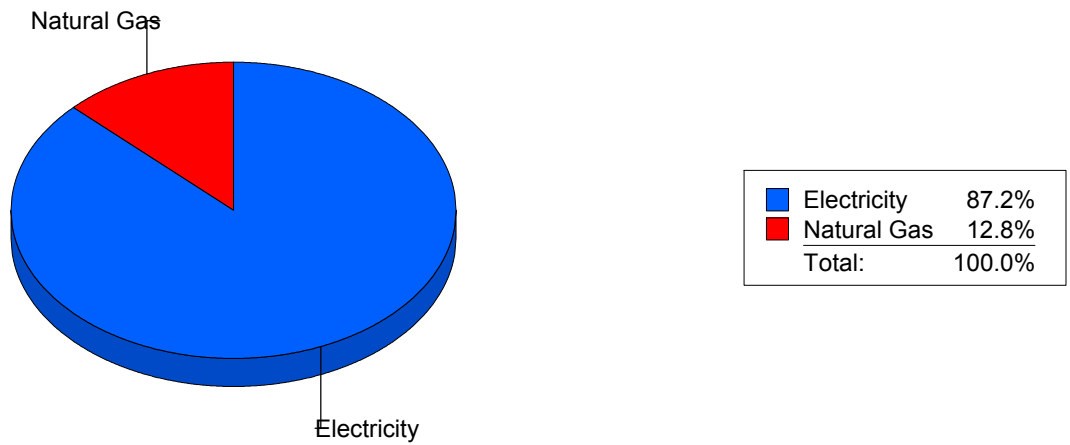
Cost Avoidance Program

**Cost Summary Graph**

Grouped by Energy Type

Energy Type	Use	Units	Meter Cost	Special Charges	Total Cost	Avg Unit Cost	% of Total Cost
<b>Site: CLENDININ - CLENDININ</b>							
Electricity	34,500	KWH	\$4,539.96	\$0.00	\$4,539.96	0.1316	87.23%
Natural Gas	851	CCF	\$664.69	\$0.00	\$664.69	0.7811	12.77%
<b>Total Cost:</b>			<b>\$5,204.65</b>	<b>\$0.00</b>	<b>\$5,204.65</b>		

For CLENDININ



*Filters: Cost Center Name Not Equal To DoNotReport; Billing Period Equal To 201403All Meter CodesAll Group Names*

**elpaso**

Energy CAP

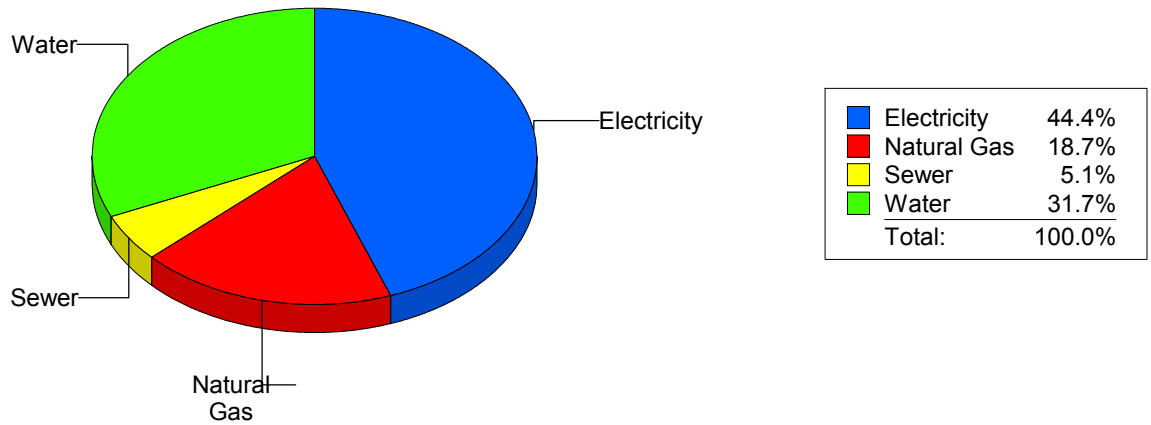
Cost Avoidance Program

**Cost Summary Graph**

Grouped by Energy Type

Energy Type	Use	Units	Meter Cost	Special Charges	Total Cost	Avg Unit Cost	% of Total Cost
<b>Site: COLDWELL INTERMEDIAT - COLDWELL INTERMEDIAT</b>							
Electricity	21,846	KWH	\$2,535.03	\$0.00	\$2,535.03	0.1160	44.43%
Natural Gas	1,253	CCF	\$1,068.76	\$0.00	\$1,068.76	0.8530	18.73%
Water	393	CCF	\$1,809.14	\$0.00	\$1,809.14	4.6034	31.71%
Sewer	76	CCF	\$293.03	\$0.00	\$293.03	3.8557	5.14%
<b>Total Cost:</b>			<b>\$5,705.96</b>	<b>\$0.00</b>	<b>\$5,705.96</b>		

For  
COLDWELL  
INTERMEDIAT



*Filters: Cost Center Name Not Equal To DoNotReport; Billing Period Equal To 201403All Meter CodesAll Group Names*

**elpaso**

Energy CAP

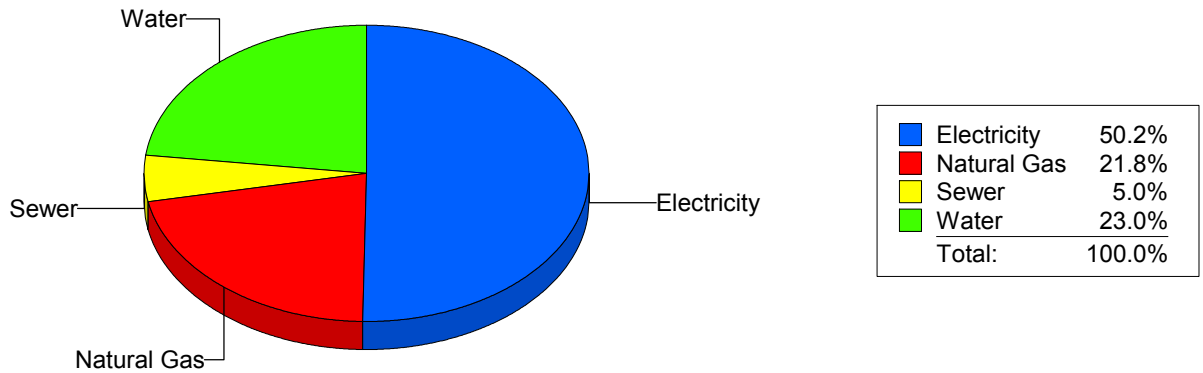
Cost Avoidance Program

**Cost Summary Graph**

Grouped by Energy Type

Energy Type	Use	Units	Meter Cost	Special Charges	Total Cost	Avg Unit Cost	% of Total Cost
<b>Site: COLLINS ELEMENTARY - COLLINS ELEMENTARY</b>							
Electricity	33,681	KWH	\$4,131.80	\$0.00	\$4,131.80	0.1227	50.21%
Natural Gas	2,356	CCF	\$1,790.20	\$0.00	\$1,790.20	0.7598	21.75%
Water	522	CCF	\$1,895.23	\$0.00	\$1,895.23	3.6307	23.03%
Sewer	191	CCF	\$412.41	\$0.00	\$412.41	2.1592	5.01%
<b>Total Cost:</b>			<b>\$8,229.64</b>	<b>\$0.00</b>	<b>\$8,229.64</b>		

For COLLINS ELEMENTARY



*Filters: Cost Center Name Not Equal To DoNotReport; Billing Period Equal To 201403All Meter CodesAll Group Names*

**elpaso**

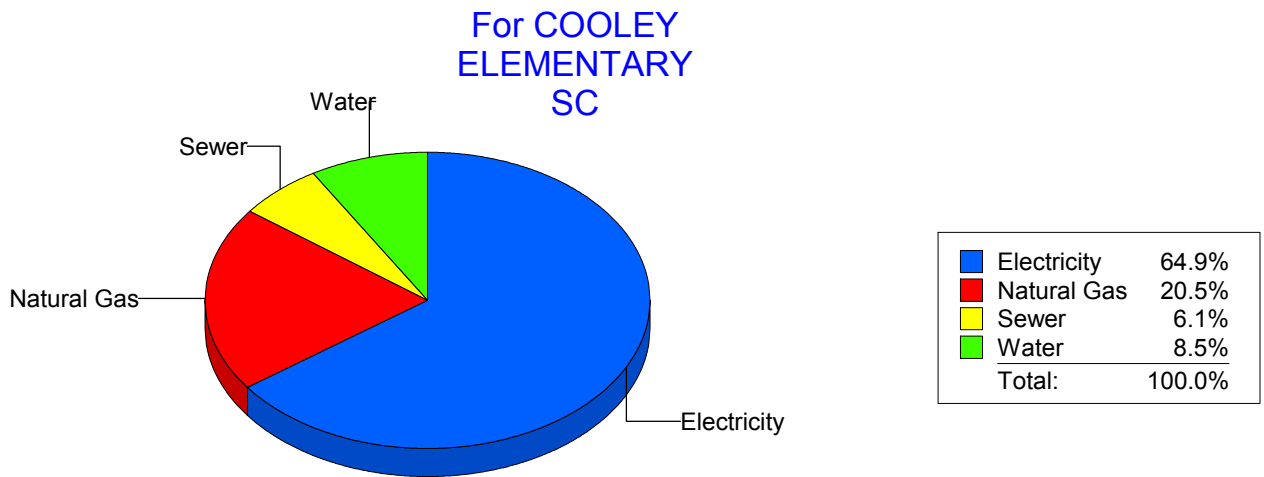
Energy CAP

Cost Avoidance Program

**Cost Summary Graph**

Grouped by Energy Type

Energy Type	Use	Units	Meter Cost	Special Charges	Total Cost	Avg Unit Cost	% of Total Cost
<b>Site: COOLEY ELEMENTARY SC - COOLEY ELEMENTARY SC</b>							
Electricity	70,200	KWH	\$6,420.67	\$0.00	\$6,420.67	0.0915	64.90%
Natural Gas	2,699	CCF	\$2,028.67	\$0.00	\$2,028.67	0.7516	20.50%
Water	198	CCF	\$838.44	\$0.00	\$838.44	4.2345	8.47%
Sewer	146	CCF	\$605.78	\$0.00	\$605.78	4.1492	6.12%
<b>Total Cost:</b>			<b>\$9,893.56</b>	<b>\$0.00</b>	<b>\$9,893.56</b>		



*Filters: Cost Center Name Not Equal To DoNotReport; Billing Period Equal To 201403All Meter CodesAll Group Names*

**elpaso**

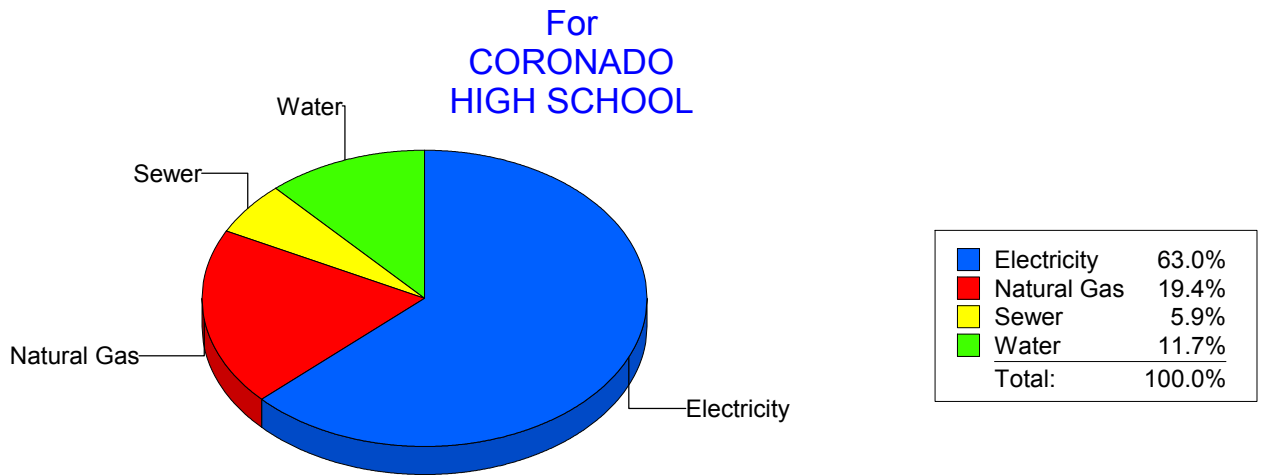
Energy CAP

Cost Avoidance Program

**Cost Summary Graph**

Grouped by Energy Type

Energy Type	Use	Units	Meter Cost	Special Charges	Total Cost	Avg Unit Cost	% of Total Cost
<b>Site: CORONADO HIGH SCHOOL - CORONADO HIGH SCHOOL</b>							
Electricity	146,281	KWH	\$16,533.84	\$0.00	\$16,533.84	0.1130	63.04%
Natural Gas	6,975	CCF	\$5,086.08	\$0.00	\$5,086.08	0.7292	19.39%
Water	1,988	CCF	\$3,057.78	\$0.00	\$3,057.78	1.5381	11.66%
Sewer	893	CCF	\$1,550.75	\$0.00	\$1,550.75	1.7366	5.91%
<b>Total Cost:</b>			<b>\$26,228.45</b>	<b>\$0.00</b>	<b>\$26,228.45</b>		



*Filters: Cost Center Name Not Equal To DoNotReport; Billing Period Equal To 201403All Meter CodesAll Group Names*

**elpaso**

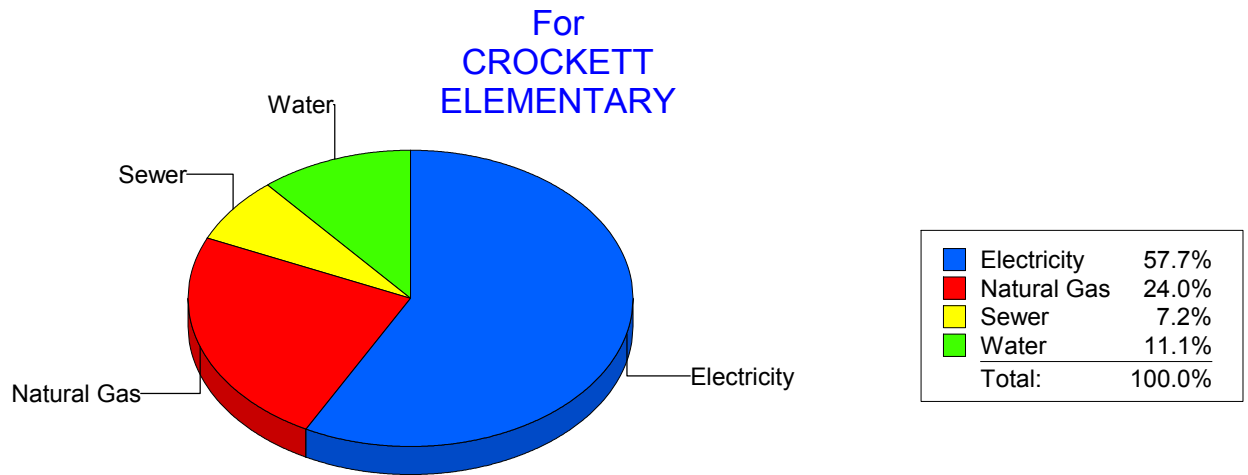
Energy CAP

Cost Avoidance Program

**Cost Summary Graph**

Grouped by Energy Type

Energy Type	Use	Units	Meter Cost	Special Charges	Total Cost	Avg Unit Cost	% of Total Cost
<b>Site: CROCKETT - CROCKETT ELEMENTARY</b>							
Electricity	20,000	KWH	\$2,381.60	\$0.00	\$2,381.60	0.1191	57.72%
Natural Gas	1,309	CCF	\$989.81	\$0.00	\$989.81	0.7562	23.99%
Water	175	CCF	\$458.46	\$0.00	\$458.46	2.6198	11.11%
Sewer	117	CCF	\$296.10	\$0.00	\$296.10	2.5308	7.18%
<b>Total Cost:</b>			<b>\$4,125.97</b>	<b>\$0.00</b>	<b>\$4,125.97</b>		



*Filters: Cost Center Name Not Equal To DoNotReport; Billing Period Equal To 201403All Meter CodesAll Group Names*

**elpaso**

Energy CAP

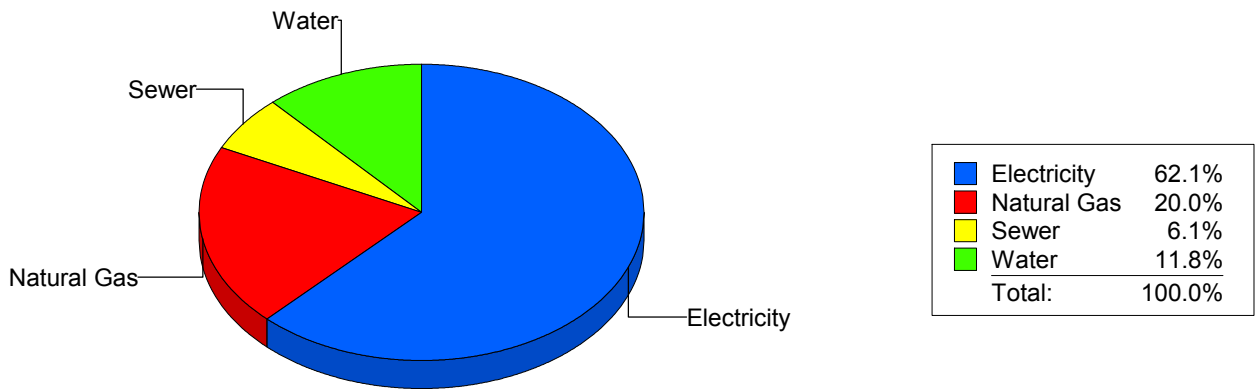
Cost Avoidance Program

**Cost Summary Graph**

Grouped by Energy Type

Energy Type	Use	Units	Meter Cost	Special Charges	Total Cost	Avg Unit Cost	% of Total Cost
<b>Site: CROSBY ELEMENTARY - CROSBY ELEMENTARY</b>							
Electricity	22,481	KWH	\$2,699.74	\$0.00	\$2,699.74	0.1201	62.12%
Natural Gas	1,067	CCF	\$871.27	\$0.00	\$871.27	0.8166	20.05%
Water	191	CCF	\$511.86	\$0.00	\$511.86	2.6799	11.78%
Sewer	93	CCF	\$262.98	\$0.00	\$262.98	2.8277	6.05%
<b>Total Cost:</b>			<b>\$4,345.85</b>	<b>\$0.00</b>	<b>\$4,345.85</b>		

For CROSBY ELEMENTARY



*Filters: Cost Center Name Not Equal To DoNotReport; Billing Period Equal To 201403All Meter CodesAll Group Names*

**elpaso**

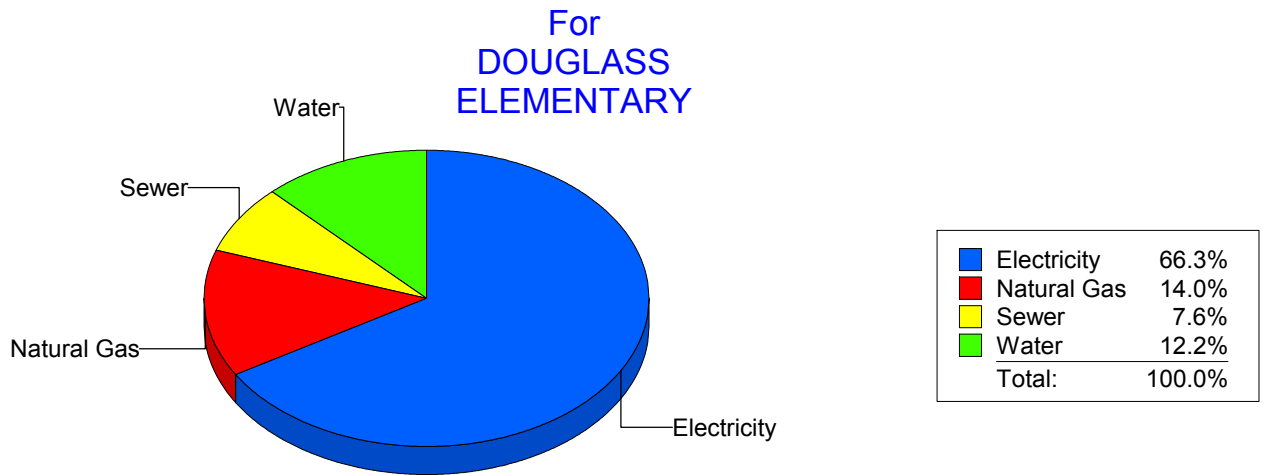
Energy CAP

Cost Avoidance Program

**Cost Summary Graph**

Grouped by Energy Type

Energy Type	Use	Units	Meter Cost	Special Charges	Total Cost	Avg Unit Cost	% of Total Cost
<b>Site: DOUGLASS ELEMENTARY - DOUGLASS ELEMENTARY</b>							
Electricity	27,737	KWH	\$2,977.54	\$0.00	\$2,977.54	0.1073	66.29%
Natural Gas	720	CCF	\$627.31	\$0.00	\$627.31	0.8713	13.97%
Water	194	CCF	\$546.63	\$0.00	\$546.63	2.8177	12.17%
Sewer	112	CCF	\$340.23	\$0.00	\$340.23	3.0378	7.57%
<b>Total Cost:</b>			<b>\$4,491.71</b>	<b>\$0.00</b>	<b>\$4,491.71</b>		



*Filters: Cost Center Name Not Equal To DoNotReport; Billing Period Equal To 201403All Meter CodesAll Group Names*



**elpaso**

Energy CAP

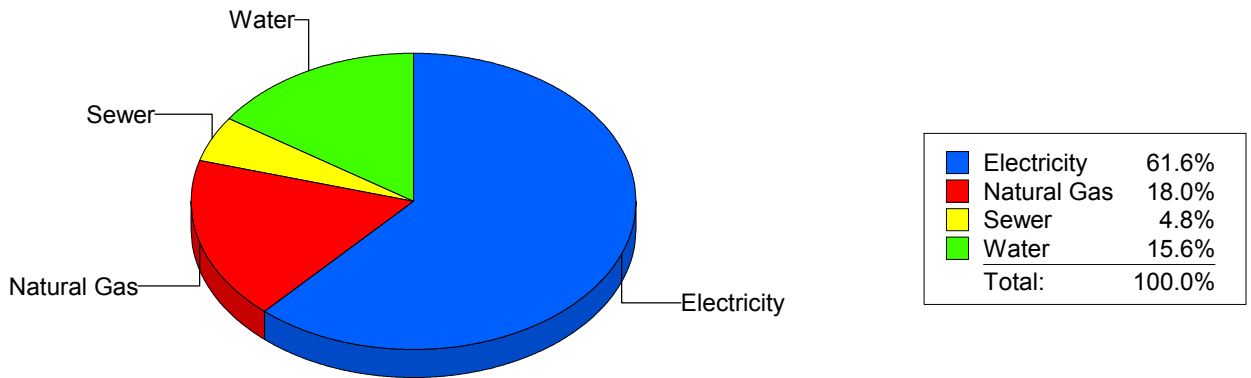
Cost Avoidance Program

**Cost Summary Graph**

Grouped by Energy Type

Energy Type	Use	Units	Meter Cost	Special Charges	Total Cost	Avg Unit Cost	% of Total Cost
Site: DOWELL ELEMENTARY - DOWELL ELEMENTARY							
Electricity	13,932	KWH	\$1,711.86	\$0.00	\$1,711.86	0.1229	61.60%
Natural Gas	618	CCF	\$499.18	\$0.00	\$499.18	0.8077	17.96%
Water	179	CCF	\$434.58	\$0.00	\$434.58	2.4278	15.64%
Sewer	58	CCF	\$133.55	\$0.00	\$133.55	2.3026	4.81%
<b>Total Cost:</b>			<b>\$2,779.17</b>	<b>\$0.00</b>	<b>\$2,779.17</b>		

For DOWELL ELEMENTARY



*Filters: Cost Center Name Not Equal To DoNotReport; Billing Period Equal To 201403All Meter CodesAll Group Names*

**el paso**

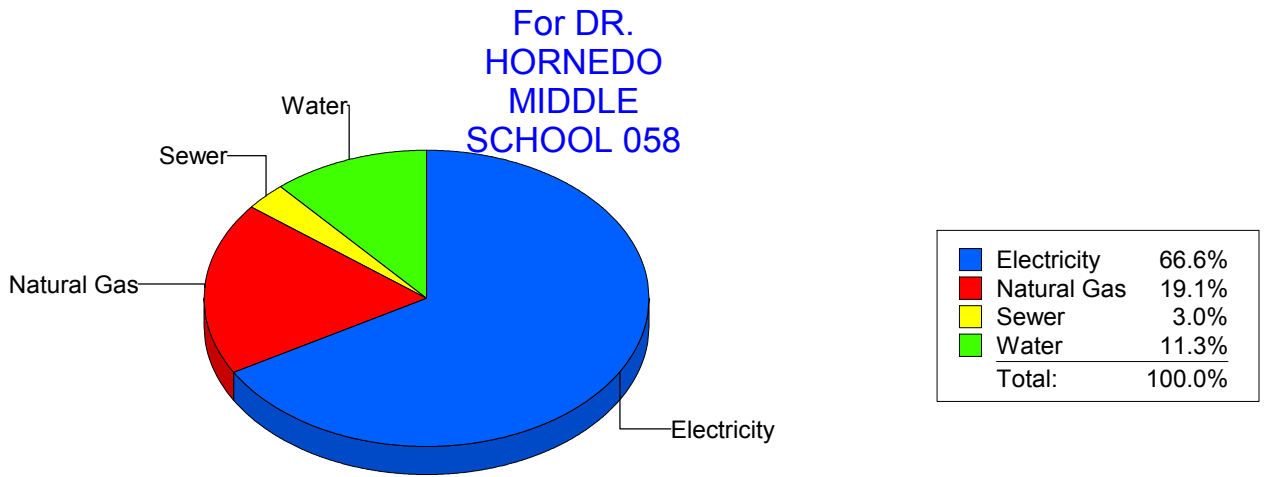
Energy CAP

Cost Avoidance Program

**Cost Summary Graph**

Grouped by Energy Type

Energy Type	Use	Units	Meter Cost	Special Charges	Total Cost	Avg Unit Cost	% of Total Cost
<b>Site: DRHORNEDOMIDDLESCHOOL - DR. HORNEDO MIDDLE SCHOOL 058</b>							
Electricity	80,000	KWH	\$8,345.23	\$0.00	\$8,345.23	0.1043	66.58%
Natural Gas	3,289	CCF	\$2,392.36	\$0.00	\$2,392.36	0.7274	19.09%
Water	372	CCF	\$1,422.38	\$0.00	\$1,422.38	3.8236	11.35%
Sewer	105	CCF	\$374.13	\$0.00	\$374.13	3.5631	2.98%
<b>Total Cost:</b>			<b>\$12,534.10</b>	<b>\$0.00</b>	<b>\$12,534.10</b>		



*Filters: Cost Center Name Not Equal To DoNotReport; Billing Period Equal To 201403All Meter CodesAll Group Names*

**el Paso**

Energy CAP

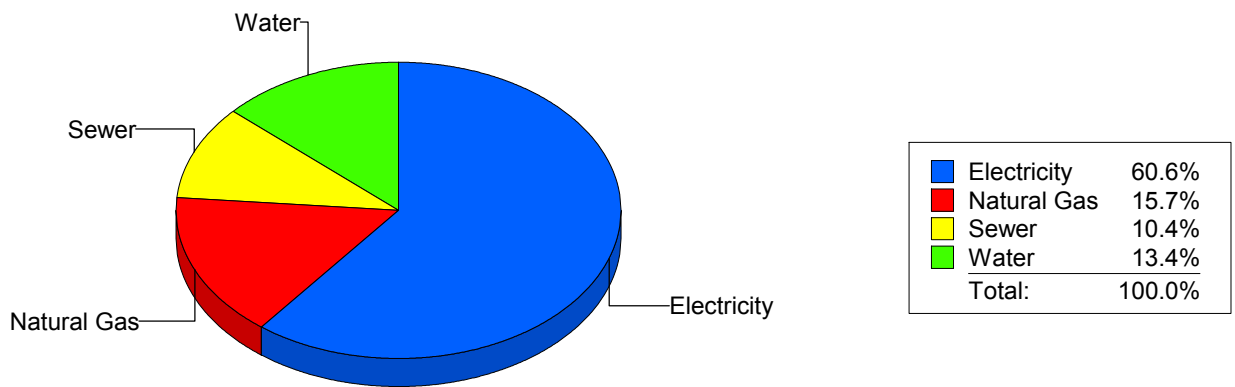
Cost Avoidance Program

**Cost Summary Graph**

Grouped by Energy Type

Energy Type	Use	Units	Meter Cost	Special Charges	Total Cost	Avg Unit Cost	% of Total Cost
<b>Site: DR. L.A. NIXON ELEME - DR. L.A. NIXON ELEME</b>							
Electricity	29,820	KWH	\$3,789.90	\$0.00	\$3,789.90	0.1271	60.61%
Natural Gas	1,219	CCF	\$980.28	\$0.00	\$980.28	0.8042	15.68%
Water	376	CCF	\$835.44	\$0.00	\$835.44	2.2219	13.36%
Sewer	274	CCF	\$647.78	\$0.00	\$647.78	2.3642	10.36%
<b>Total Cost:</b>			<b>\$6,253.40</b>	<b>\$0.00</b>	<b>\$6,253.40</b>		

For DR. L.A. NIXON ELEME



*Filters: Cost Center Name Not Equal To DoNotReport; Billing Period Equal To 201403All Meter CodesAll Group Names*

**el paso**

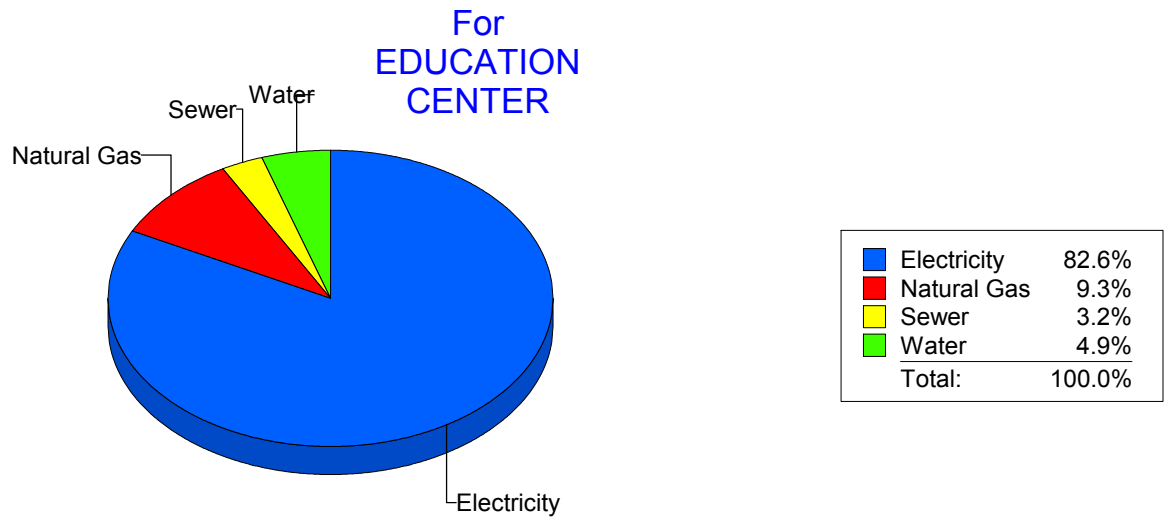
Energy CAP

Cost Avoidance Program

**Cost Summary Graph**

Grouped by Energy Type

Energy Type	Use	Units	Meter Cost	Special Charges	Total Cost	Avg Unit Cost	% of Total Cost
<b>Site: EDUCATION CENTER - EDUCATION CENTER</b>							
Electricity	221,051	KWH	\$20,022.29	\$0.00	\$20,022.29	0.0906	82.60%
Natural Gas	3,096	CCF	\$2,257.39	\$0.00	\$2,257.39	0.7291	9.31%
Water	505	CCF	\$1,184.34	\$0.00	\$1,184.34	2.3452	4.89%
Sewer	368	CCF	\$777.50	\$0.00	\$777.50	2.1128	3.21%
<b>Total Cost:</b>			<b>\$24,241.52</b>	<b>\$0.00</b>	<b>\$24,241.52</b>		



*Filters: Cost Center Name Not Equal To DoNotReport; Billing Period Equal To 201403All Meter CodesAll Group Names*

**elpaso**

Energy CAP

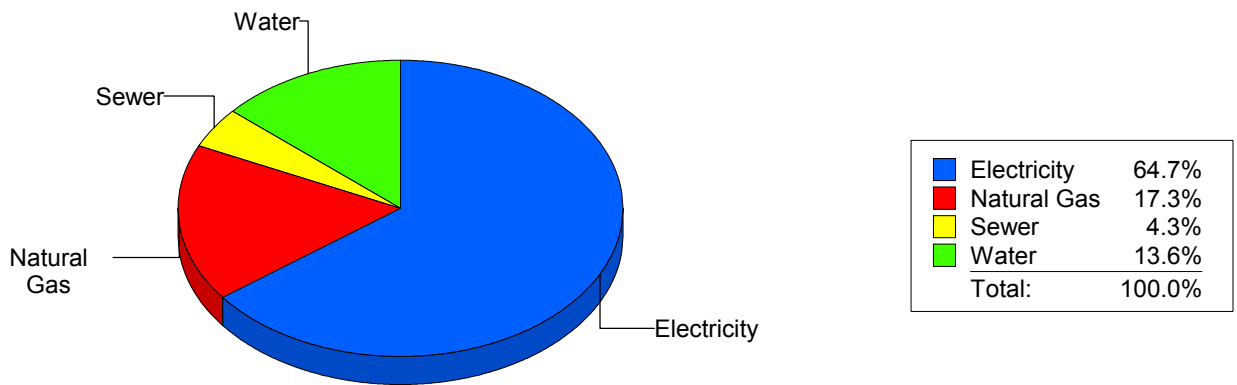
Cost Avoidance Program

**Cost Summary Graph**

Grouped by Energy Type

Energy Type	Use	Units	Meter Cost	Special Charges	Total Cost	Avg Unit Cost	% of Total Cost
<b>Site: EL PASO HIGH SCHOOL - EL PASO HIGH SCHOOL</b>							
Electricity	134,830	KWH	\$14,871.86	\$0.00	\$14,871.86	0.1103	64.71%
Natural Gas	5,123	CCF	\$3,980.63	\$0.00	\$3,980.63	0.7770	17.32%
Water	1,046	CCF	\$3,135.51	\$0.00	\$3,135.51	2.9976	13.64%
Sewer	399	CCF	\$996.00	\$0.00	\$996.00	2.4962	4.33%
<b>Total Cost:</b>			<b>\$22,984.00</b>	<b>\$0.00</b>	<b>\$22,984.00</b>		

For EL PASO HIGH SCHOOL



*Filters: Cost Center Name Not Equal To DoNotReport; Billing Period Equal To 201403All Meter CodesAll Group Names*

**el Paso**

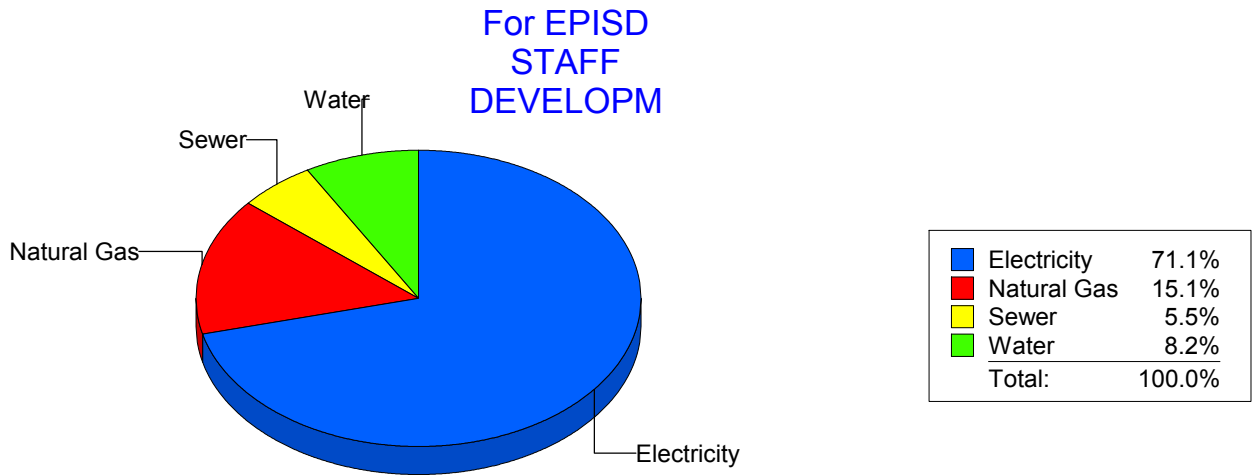
Energy CAP

Cost Avoidance Program

**Cost Summary Graph**

Grouped by Energy Type

Energy Type	Use	Units	Meter Cost	Special Charges	Total Cost	Avg Unit Cost	% of Total Cost
<b>Site: EPISD STAFF DEVELOPM - EPISD STAFF DEVELOPM</b>							
Electricity	9,800	KWH	\$1,110.76	\$0.00	\$1,110.76	0.1133	71.09%
Natural Gas	255	CCF	\$236.36	\$0.00	\$236.36	0.9269	15.13%
Water	38	CCF	\$128.64	\$0.00	\$128.64	3.3853	8.23%
Sewer	24	CCF	\$86.63	\$0.00	\$86.63	3.6096	5.54%
<b>Total Cost:</b>			<b>\$1,562.39</b>	<b>\$0.00</b>	<b>\$1,562.39</b>		



*Filters: Cost Center Name Not Equal To DoNotReport; Billing Period Equal To 201403All Meter CodesAll Group Names*

**elpaso**

Energy CAP

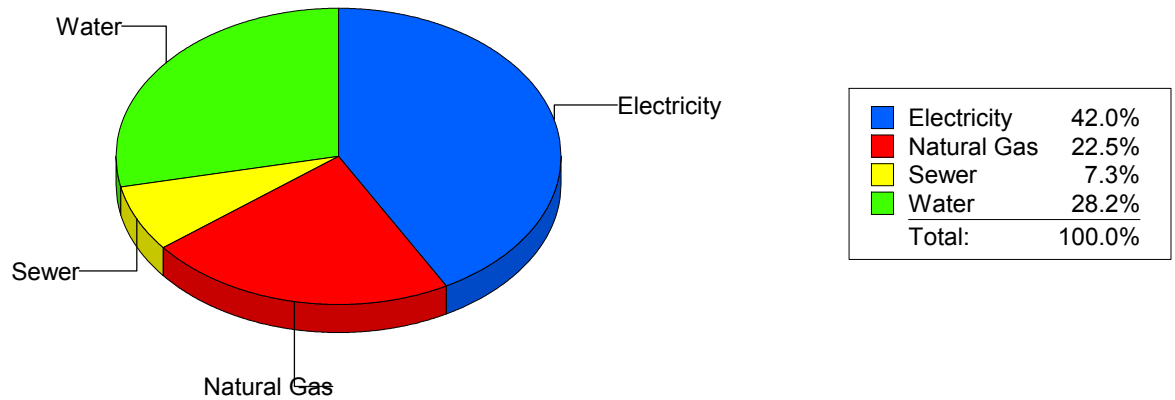
Cost Avoidance Program

**Cost Summary Graph**

Grouped by Energy Type

Energy Type	Use	Units	Meter Cost	Special Charges	Total Cost	Avg Unit Cost	% of Total Cost
<b>Site: FANNIN ELEMENTARY - FANNIN ELEMENTARY</b>							
Electricity	18,746	KWH	\$2,228.10	\$0.00	\$2,228.10	0.1189	41.96%
Natural Gas	1,432	CCF	\$1,193.12	\$0.00	\$1,193.12	0.8332	22.47%
Water	446	CCF	\$1,499.10	\$0.00	\$1,499.10	3.3612	28.23%
Sewer	126	CCF	\$390.03	\$0.00	\$390.03	3.0955	7.34%
<b>Total Cost:</b>			<b>\$5,310.35</b>	<b>\$0.00</b>	<b>\$5,310.35</b>		

For FANNIN ELEMENTARY



*Filters: Cost Center Name Not Equal To DoNotReport; Billing Period Equal To 201403All Meter CodesAll Group Names*

**el paso**

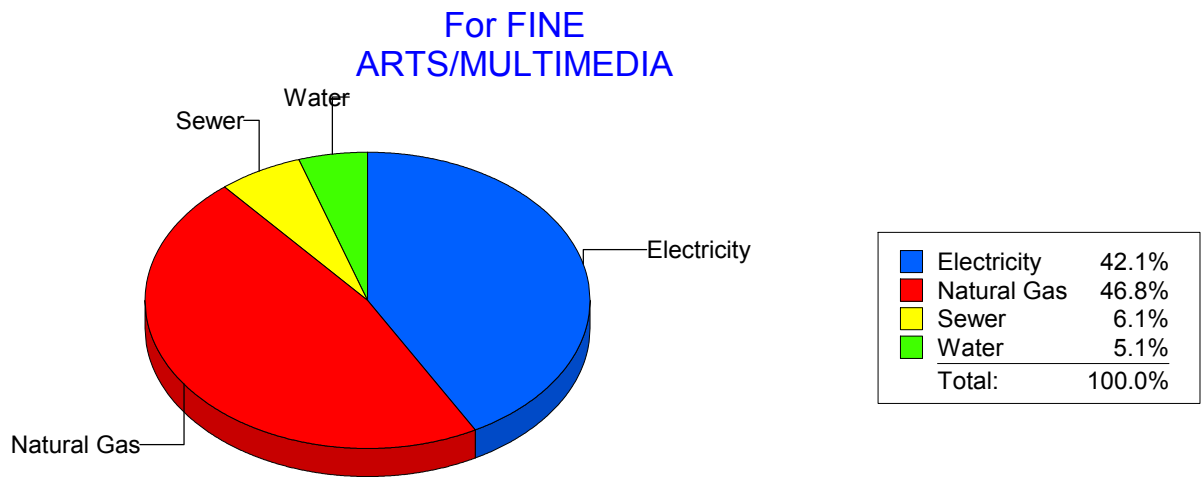
Energy CAP

Cost Avoidance Program

**Cost Summary Graph**

Grouped by Energy Type

Energy Type	Use	Units	Meter Cost	Special Charges	Total Cost	Avg Unit Cost	% of Total Cost
<b>Site: FINE ARTS/MULTIMEDIA - FINE ARTS/MULTIMEDIA</b>							
Electricity	9,855	KWH	\$1,101.56	\$0.00	\$1,101.56	0.1118	42.08%
Natural Gas	1,640	CCF	\$1,224.80	\$0.00	\$1,224.80	0.7468	46.78%
Water	42	CCF	\$133.25	\$0.00	\$133.25	3.1726	5.09%
Sewer	66	CCF	\$158.40	\$0.00	\$158.40	2.4000	6.05%
<b>Total Cost:</b>			<b>\$2,618.01</b>	<b>\$0.00</b>	<b>\$2,618.01</b>		



*Filters: Cost Center Name Not Equal To DoNotReport; Billing Period Equal To 201403All Meter CodesAll Group Names*



**elpaso**

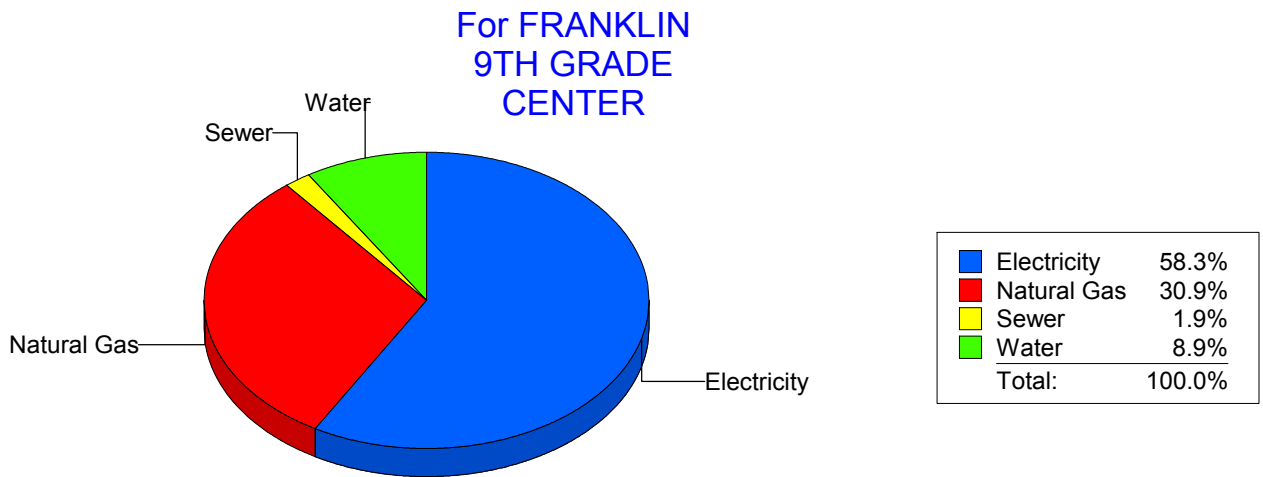
Energy CAP

Cost Avoidance Program

**Cost Summary Graph**

Grouped by Energy Type

Energy Type	Use	Units	Meter Cost	Special Charges	Total Cost	Avg Unit Cost	% of Total Cost
<b>Site: FRANKLIN9THGRADECENTER - FRANKLIN 9TH GRADE CENTER</b>							
Electricity	115,000	KWH	\$11,712.56	\$0.00	\$11,712.56	0.1018	58.29%
Natural Gas	8,746	CCF	\$6,208.22	\$0.00	\$6,208.22	0.7098	30.89%
Water	1,285	CCF	\$1,794.33	\$0.00	\$1,794.33	1.3964	8.93%
Sewer	109	CCF	\$379.65	\$0.00	\$379.65	3.4830	1.89%
<b>Total Cost:</b>			<b>\$20,094.76</b>	<b>\$0.00</b>	<b>\$20,094.76</b>		



*Filters: Cost Center Name Not Equal To DoNotReport; Billing Period Equal To 201403All Meter CodesAll Group Names*

**elpaso**

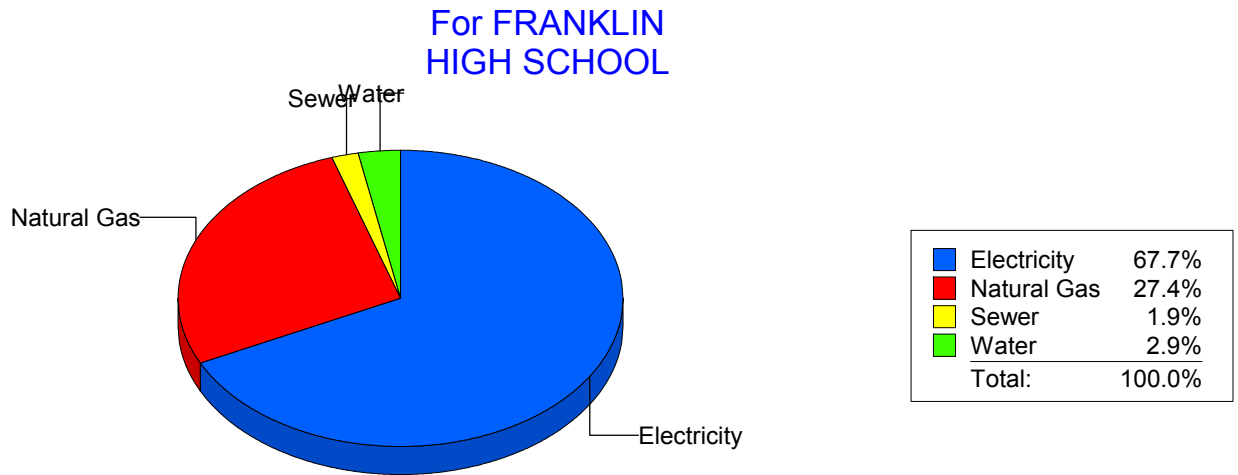
Energy CAP

Cost Avoidance Program

**Cost Summary Graph**

Grouped by Energy Type

Energy Type	Use	Units	Meter Cost	Special Charges	Total Cost	Avg Unit Cost	% of Total Cost
<b>Site: FRANKLIN HIGH SCHOOL - FRANKLIN HIGH SCHOOL</b>							
Electricity	230,002	KWH	\$22,428.11	\$0.00	\$22,428.11	0.0975	67.73%
Natural Gas	12,758	CCF	\$9,069.54	\$0.00	\$9,069.54	0.7109	27.39%
Water	465	CCF	\$973.97	\$0.00	\$973.97	2.0946	2.94%
Sewer	299	CCF	\$641.85	\$0.00	\$641.85	2.1467	1.94%
<b>Total Cost:</b>			<b>\$33,113.47</b>	<b>\$0.00</b>	<b>\$33,113.47</b>		



*Filters: Cost Center Name Not Equal To DoNotReport; Billing Period Equal To 201403All Meter CodesAll Group Names*

**elpaso**

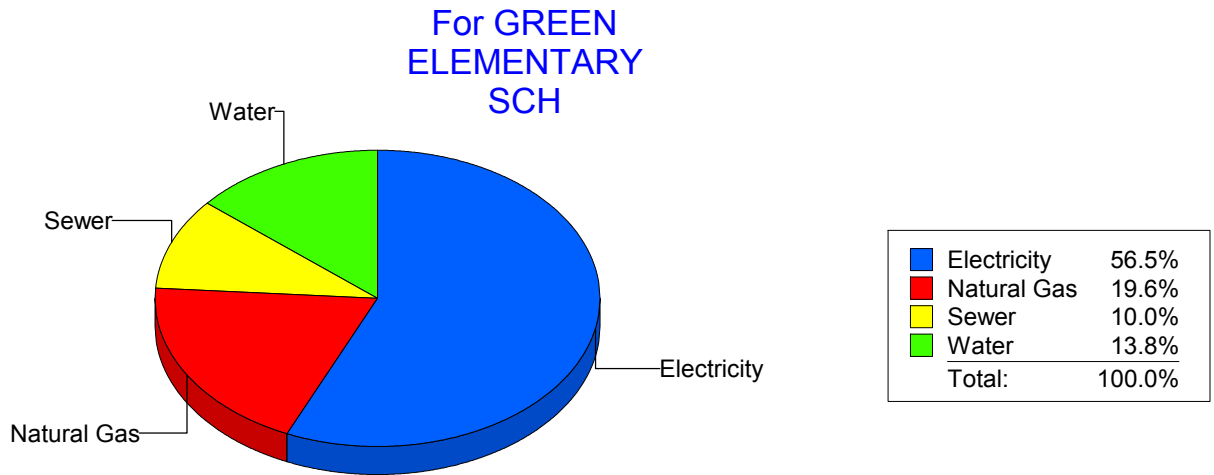
Energy CAP

Cost Avoidance Program

**Cost Summary Graph**

Grouped by Energy Type

Energy Type	Use	Units	Meter Cost	Special Charges	Total Cost	Avg Unit Cost	% of Total Cost
<b>Site: GREEN ELEMENTARY SCH - GREEN ELEMENTARY SCH</b>							
Electricity	26,100	KWH	\$2,891.08	\$0.00	\$2,891.08	0.1108	56.54%
Natural Gas	1,254	CCF	\$1,004.09	\$0.00	\$1,004.09	0.8007	19.64%
Water	251	CCF	\$707.86	\$0.00	\$707.86	2.8202	13.84%
Sewer	155	CCF	\$510.45	\$0.00	\$510.45	3.2932	9.98%
<b>Total Cost:</b>			<b>\$5,113.48</b>	<b>\$0.00</b>	<b>\$5,113.48</b>		



*Filters: Cost Center Name Not Equal To DoNotReport; Billing Period Equal To 201403All Meter CodesAll Group Names*

**elpaso**

Energy CAP

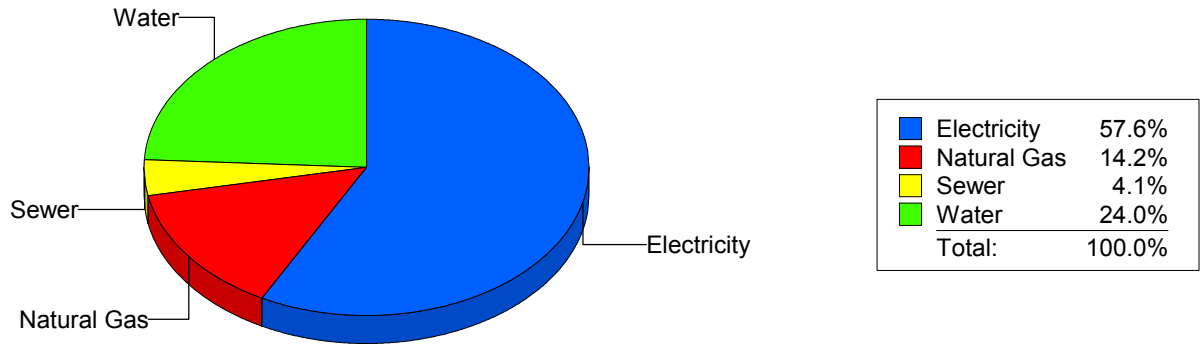
Cost Avoidance Program

**Cost Summary Graph**

Grouped by Energy Type

Energy Type	Use	Units	Meter Cost	Special Charges	Total Cost	Avg Unit Cost	% of Total Cost
<b>Site: GUILLEN MIDDLE SCHOO - GUILLEN MIDDLE SCHOO</b>							
Electricity	78,596	KWH	\$8,096.32	\$0.00	\$8,096.32	0.1030	57.65%
Natural Gas	2,642	CCF	\$1,996.66	\$0.00	\$1,996.66	0.7557	14.22%
Water	1,046	CCF	\$3,374.95	\$0.00	\$3,374.95	3.2265	24.03%
Sewer	261	CCF	\$576.33	\$0.00	\$576.33	2.2082	4.10%
<b>Total Cost:</b>			<b>\$14,044.26</b>	<b>\$0.00</b>	<b>\$14,044.26</b>		

For GUILLEN MIDDLE SCHOO



*Filters: Cost Center Name Not Equal To DoNotReport; Billing Period Equal To 201403All Meter CodesAll Group Names*

**elpaso**

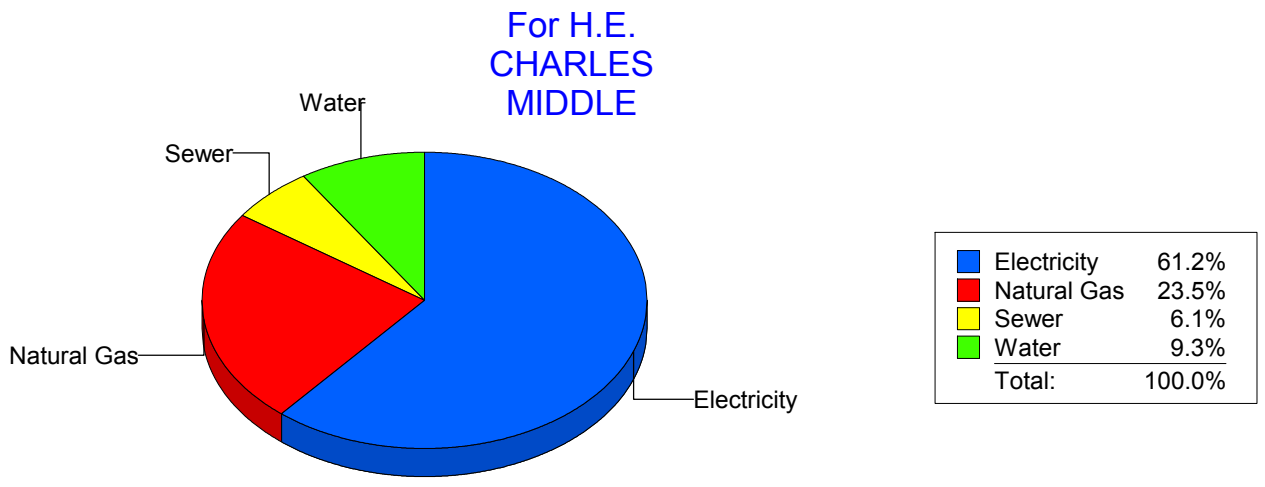
Energy CAP

Cost Avoidance Program

**Cost Summary Graph**

Grouped by Energy Type

Energy Type	Use	Units	Meter Cost	Special Charges	Total Cost	Avg Unit Cost	% of Total Cost
<b>Site: H.E. CHARLES MIDDLE - H.E. CHARLES MIDDLE</b>							
Electricity	52,120	KWH	\$6,285.56	\$0.00	\$6,285.56	0.1206	61.17%
Natural Gas	3,239	CCF	\$2,412.09	\$0.00	\$2,412.09	0.7447	23.48%
Water	460	CCF	\$950.45	\$0.00	\$950.45	2.0662	9.25%
Sewer	288	CCF	\$626.67	\$0.00	\$626.67	2.1759	6.10%
<b>Total Cost:</b>			<b>\$10,274.77</b>	<b>\$0.00</b>	<b>\$10,274.77</b>		



*Filters: Cost Center Name Not Equal To DoNotReport; Billing Period Equal To 201403All Meter CodesAll Group Names*

**elpaso**

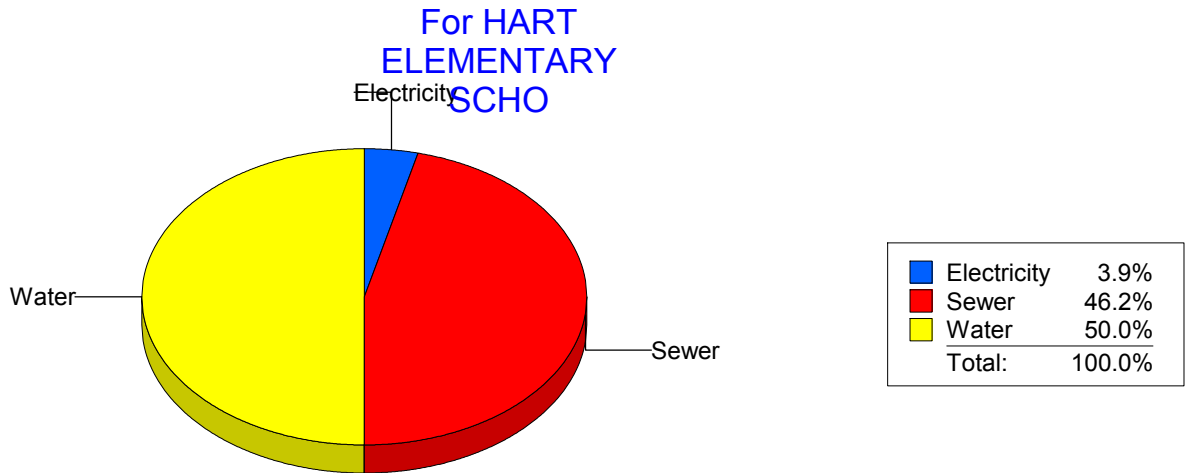
Energy CAP

Cost Avoidance Program

**Cost Summary Graph**

Grouped by Energy Type

Energy Type	Use	Units	Meter Cost	Special Charges	Total Cost	Avg Unit Cost	% of Total Cost
Site: HART ELEMENTARY SCHO - HART ELEMENTARY SCHO							
Electricity		11 KWH	\$17.86	\$0.00	\$17.86	1.6236	3.86%
Water		54 CCF	\$231.20	\$0.00	\$231.20	4.2815	49.97%
Sewer		39 CCF	\$213.58	\$0.00	\$213.58	5.4764	46.17%
<b>Total Cost:</b>			<b>\$462.64</b>	<b>\$0.00</b>	<b>\$462.64</b>		



*Filters: Cost Center Name Not Equal To DoNotReport; Billing Period Equal To 201403All Meter CodesAll Group Names*

**el Paso**

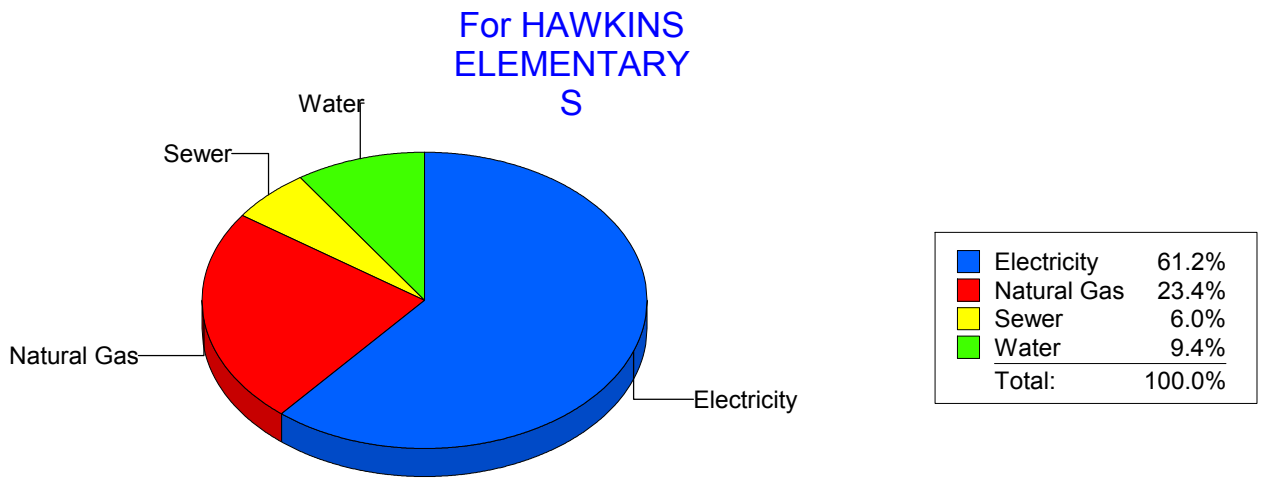
Energy CAP

Cost Avoidance Program

**Cost Summary Graph**

Grouped by Energy Type

Energy Type	Use	Units	Meter Cost	Special Charges	Total Cost	Avg Unit Cost	% of Total Cost
<b>Site: HAWKINS ELEMENTARY S - HAWKINS ELEMENTARY S</b>							
Electricity	19,741	KWH	\$2,020.73	\$0.00	\$2,020.73	0.1024	61.18%
Natural Gas	1,004	CCF	\$773.29	\$0.00	\$773.29	0.7702	23.41%
Water	91	CCF	\$309.22	\$0.00	\$309.22	3.3980	9.36%
Sewer	47	CCF	\$199.50	\$0.00	\$199.50	4.2447	6.04%
<b>Total Cost:</b>			<b>\$3,302.74</b>	<b>\$0.00</b>	<b>\$3,302.74</b>		



*Filters: Cost Center Name Not Equal To DoNotReport; Billing Period Equal To 201403All Meter CodesAll Group Names*

**elpaso**

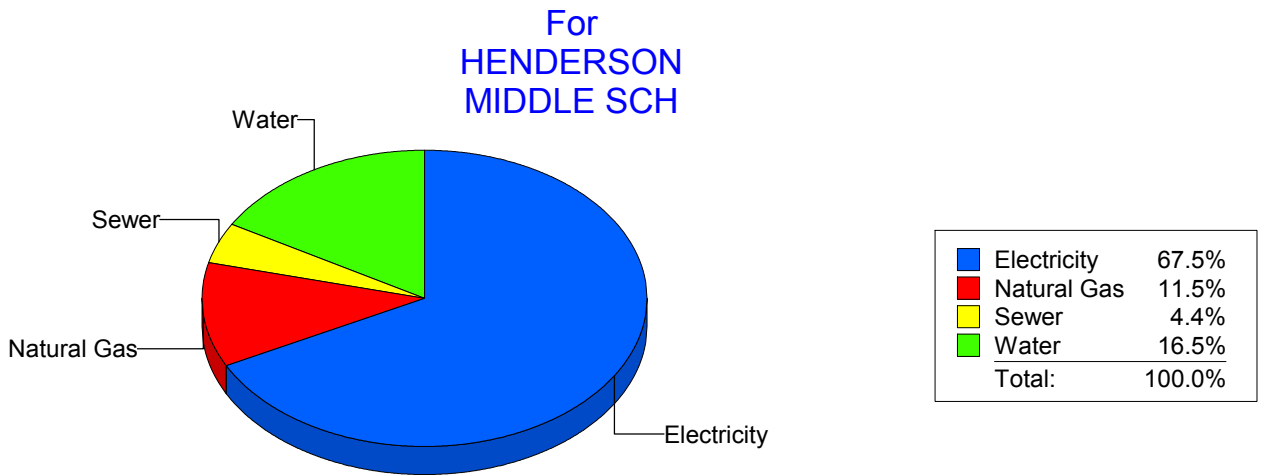
Energy CAP

Cost Avoidance Program

**Cost Summary Graph**

Grouped by Energy Type

Energy Type	Use	Units	Meter Cost	Special Charges	Total Cost	Avg Unit Cost	% of Total Cost
<b>Site: HENDERSON MIDDLE SCH - HENDERSON MIDDLE SCH</b>							
Electricity	34,820	KWH	\$3,862.16	\$0.00	\$3,862.16	0.1109	67.50%
Natural Gas	844	CCF	\$659.71	\$0.00	\$659.71	0.7816	11.53%
Water	407	CCF	\$946.49	\$0.00	\$946.49	2.3255	16.54%
Sewer	135	CCF	\$253.62	\$0.00	\$253.62	1.8787	4.43%
<b>Total Cost:</b>			<b>\$5,721.98</b>	<b>\$0.00</b>	<b>\$5,721.98</b>		



*Filters: Cost Center Name Not Equal To DoNotReport; Billing Period Equal To 201403All Meter CodesAll Group Names*



**el paso**

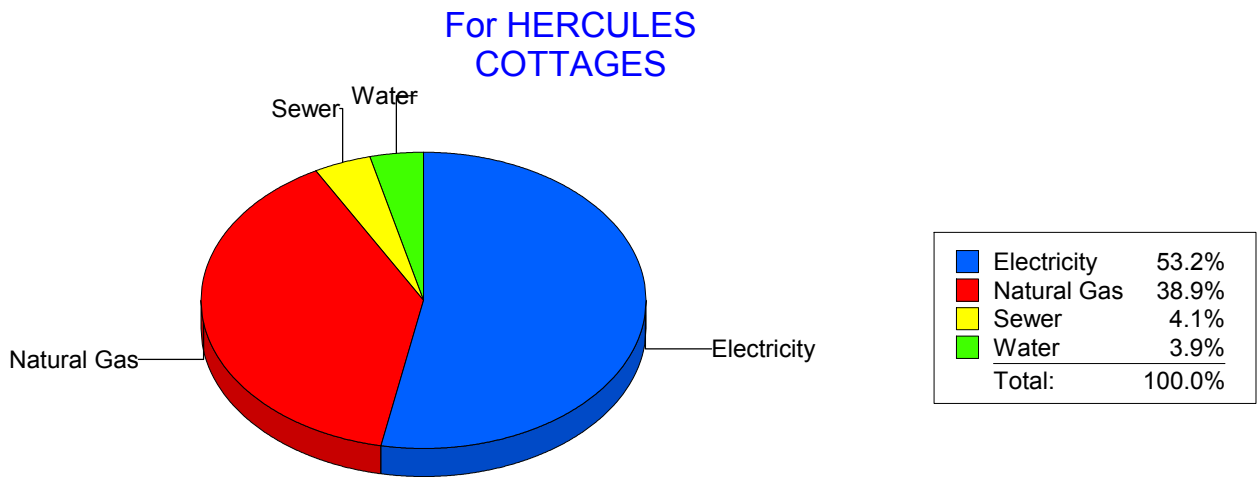
Energy CAP

Cost Avoidance Program

**Cost Summary Graph**

Grouped by Energy Type

Energy Type	Use	Units	Meter Cost	Special Charges	Total Cost	Avg Unit Cost	% of Total Cost
<b>Site: HERCULES COTTAGES - HERCULES COTTAGES</b>							
Electricity	3,071	KWH	\$556.28	\$0.00	\$556.28	0.1811	53.17%
Natural Gas	158	CCF	\$406.53	\$0.00	\$406.53	2.5730	38.86%
Water	4	CCF	\$40.95	\$0.00	\$40.95	10.2375	3.91%
Sewer	7	CCF	\$42.45	\$0.00	\$42.45	6.0643	4.06%
<b>Total Cost:</b>			<b>\$1,046.21</b>	<b>\$0.00</b>	<b>\$1,046.21</b>		



*Filters: Cost Center Name Not Equal To DoNotReport; Billing Period Equal To 201403All Meter CodesAll Group Names*

**elpaso**

Energy CAP

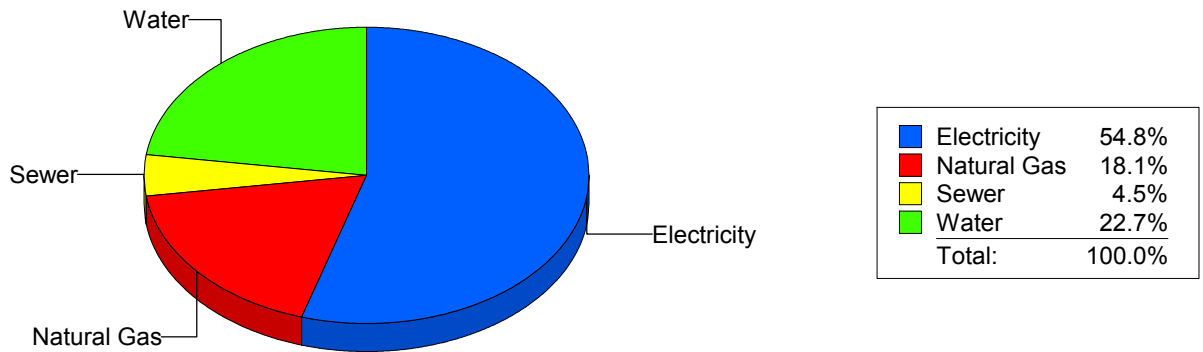
Cost Avoidance Program

**Cost Summary Graph**

Grouped by Energy Type

Energy Type	Use	Units	Meter Cost	Special Charges	Total Cost	Avg Unit Cost	% of Total Cost
<b>Site: HERRERA - HERRERA ELEMENTARY</b>							
Electricity	47,600	KWH	\$4,954.41	\$0.00	\$4,954.41	0.1041	54.76%
Natural Gas	2,221	CCF	\$1,637.23	\$0.00	\$1,637.23	0.7372	18.10%
Water	583	CCF	\$2,052.58	\$0.00	\$2,052.58	3.5207	22.69%
Sewer	126	CCF	\$403.11	\$0.00	\$403.11	3.1993	4.46%
<b>Total Cost:</b>			<b>\$9,047.33</b>	<b>\$0.00</b>	<b>\$9,047.33</b>		

For HERRERA ELEMENTARY



*Filters: Cost Center Name Not Equal To DoNotReport; Billing Period Equal To 201403All Meter CodesAll Group Names*

**elpaso**

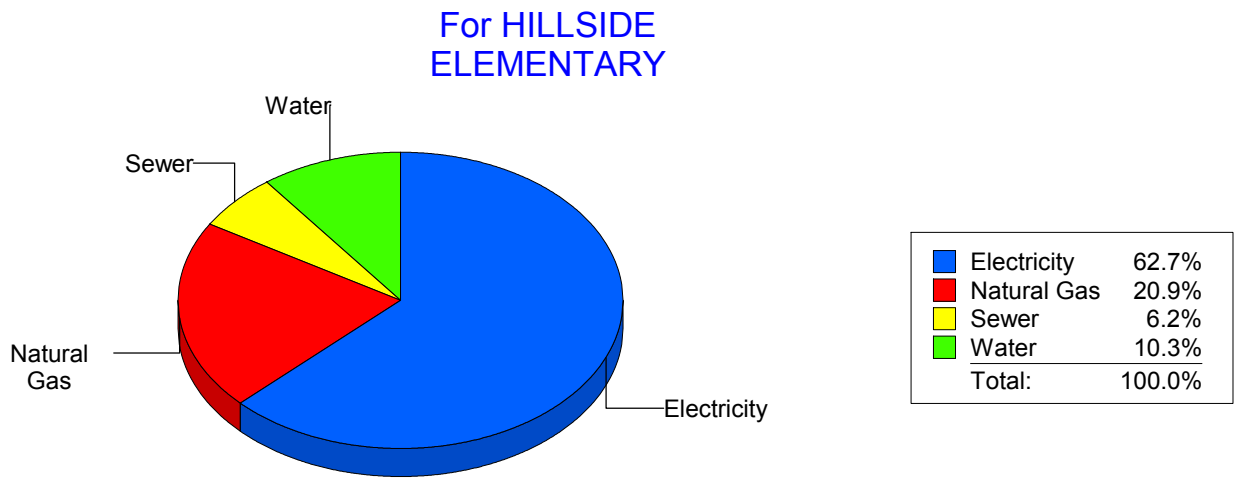
Energy CAP

Cost Avoidance Program

**Cost Summary Graph**

Grouped by Energy Type

Energy Type	Use	Units	Meter Cost	Special Charges	Total Cost	Avg Unit Cost	% of Total Cost
<b>Site: HILLSIDE ELEMENTARY - HILLSIDE ELEMENTARY</b>							
Electricity	27,250	KWH	\$3,736.99	\$0.00	\$3,736.99	0.1371	62.66%
Natural Gas	1,435	CCF	\$1,243.69	\$0.00	\$1,243.69	0.8667	20.85%
Water	178	CCF	\$615.42	\$0.00	\$615.42	3.4574	10.32%
Sewer	110	CCF	\$367.95	\$0.00	\$367.95	3.3450	6.17%
<b>Total Cost:</b>			<b>\$5,964.05</b>	<b>\$0.00</b>	<b>\$5,964.05</b>		



*Filters: Cost Center Name Not Equal To DoNotReport; Billing Period Equal To 201403All Meter CodesAll Group Names*

**elpaso**

Energy CAP

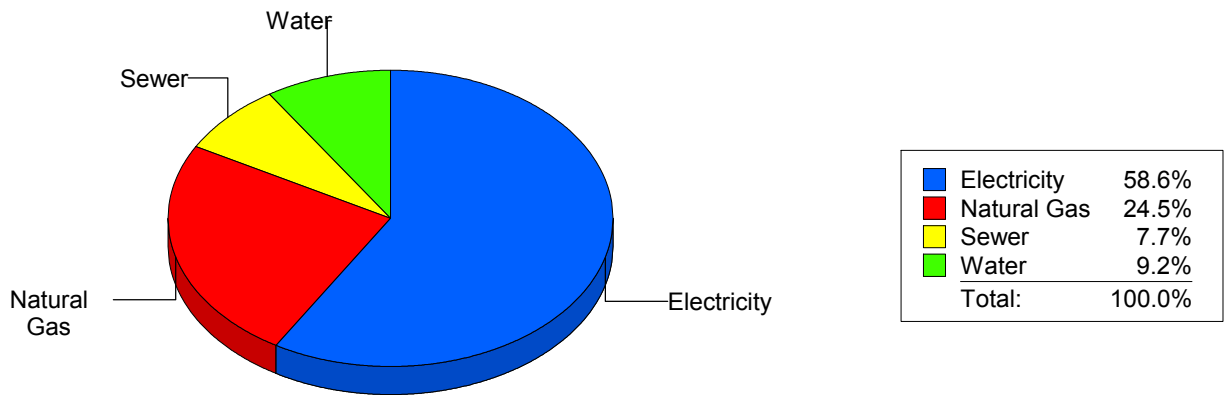
Cost Avoidance Program

**Cost Summary Graph**

Grouped by Energy Type

Energy Type	Use	Units	Meter Cost	Special Charges	Total Cost	Avg Unit Cost	% of Total Cost
<b>Site: HOUSTON INTERMEDIATE - HOUSTON INTERMEDIATE</b>							
Electricity	23,420	KWH	\$2,471.44	\$0.00	\$2,471.44	0.1055	58.59%
Natural Gas	1,197	CCF	\$1,032.46	\$0.00	\$1,032.46	0.8625	24.48%
Water	111	CCF	\$387.85	\$0.00	\$387.85	3.4941	9.19%
Sewer	72	CCF	\$326.44	\$0.00	\$326.44	4.5339	7.74%
<b>Total Cost:</b>			<b>\$4,218.19</b>	<b>\$0.00</b>	<b>\$4,218.19</b>		

For HOUSTON INTERMEDIATE



*Filters: Cost Center Name Not Equal To DoNotReport; Billing Period Equal To 201403All Meter CodesAll Group Names*

**elpaso**

Energy CAP

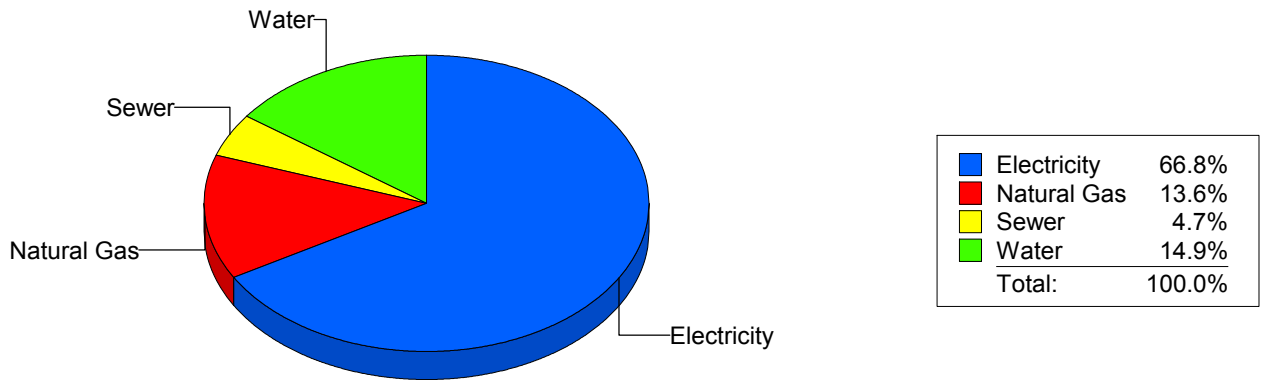
Cost Avoidance Program

**Cost Summary Graph**

Grouped by Energy Type

Energy Type	Use	Units	Meter Cost	Special Charges	Total Cost	Avg Unit Cost	% of Total Cost
<b>Site: MOYE - HR MOYE</b>							
Electricity	43,080	KWH	\$4,756.12	\$0.00	\$4,756.12	0.1104	66.79%
Natural Gas	1,276	CCF	\$966.37	\$0.00	\$966.37	0.7573	13.57%
Water	213	CCF	\$1,063.22	\$0.00	\$1,063.22	4.9916	14.93%
Sewer	77	CCF	\$335.49	\$0.00	\$335.49	4.3570	4.71%
<b>Total Cost:</b>			<b>\$7,121.20</b>	<b>\$0.00</b>	<b>\$7,121.20</b>		

For HR MOYE



*Filters: Cost Center Name Not Equal To DoNotReport; Billing Period Equal To 201403All Meter CodesAll Group Names*

**el Paso**

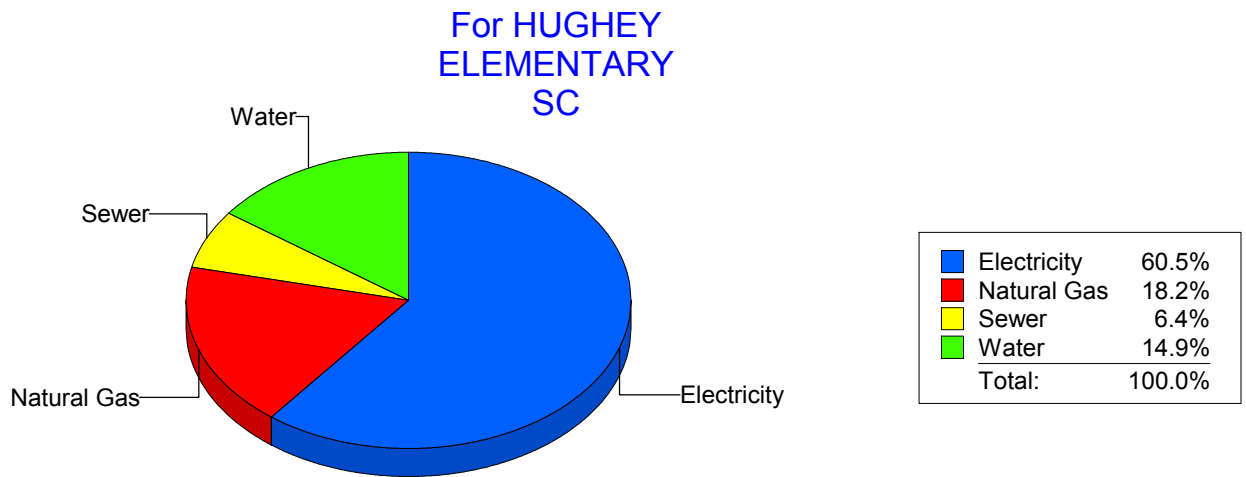
Energy CAP

Cost Avoidance Program

**Cost Summary Graph**

Grouped by Energy Type

Energy Type	Use	Units	Meter Cost	Special Charges	Total Cost	Avg Unit Cost	% of Total Cost
<b>Site: HUGHEY ELEMENTARY SC - HUGHEY ELEMENTARY SC</b>							
Electricity	26,907	KWH	\$3,077.58	\$0.00	\$3,077.58	0.1144	60.46%
Natural Gas	1,069	CCF	\$927.52	\$0.00	\$927.52	0.8677	18.22%
Water	269	CCF	\$758.61	\$0.00	\$758.61	2.8201	14.90%
Sewer	139	CCF	\$326.46	\$0.00	\$326.46	2.3486	6.41%
<b>Total Cost:</b>			<b>\$5,090.17</b>	<b>\$0.00</b>	<b>\$5,090.17</b>		



*Filters: Cost Center Name Not Equal To DoNotReport; Billing Period Equal To 201403All Meter CodesAll Group Names*

**el Paso**

Energy CAP

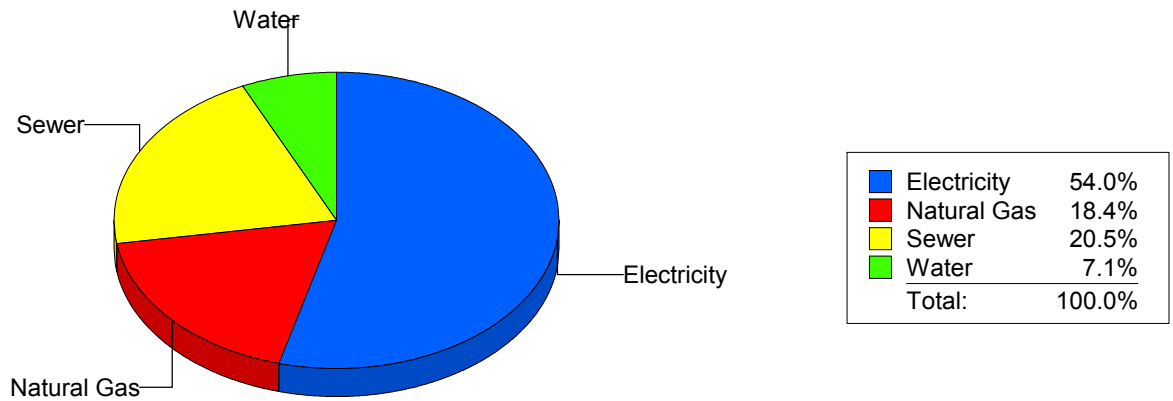
Cost Avoidance Program

**Cost Summary Graph**

Grouped by Energy Type

Energy Type	Use	Units	Meter Cost	Special Charges	Total Cost	Avg Unit Cost	% of Total Cost
<b>Site: IRVIN HIGH SCHOOL - IRVIN HIGH SCHOOL</b>							
Electricity	81,674	KWH	\$8,688.80	\$0.00	\$8,688.80	0.1064	54.03%
Natural Gas	4,017	CCF	\$2,963.45	\$0.00	\$2,963.45	0.7377	18.43%
Water	1,544	CCF	\$1,134.15	\$0.00	\$1,134.15	0.7346	7.05%
Sewer	714	CCF	\$3,294.51	\$0.00	\$3,294.51	4.6142	20.49%
<b>Total Cost:</b>			<b>\$16,080.91</b>	<b>\$0.00</b>	<b>\$16,080.91</b>		

For IRVIN HIGH SCHOOL



*Filters: Cost Center Name Not Equal To DoNotReport; Billing Period Equal To 201403All Meter CodesAll Group Names*

**el Paso**

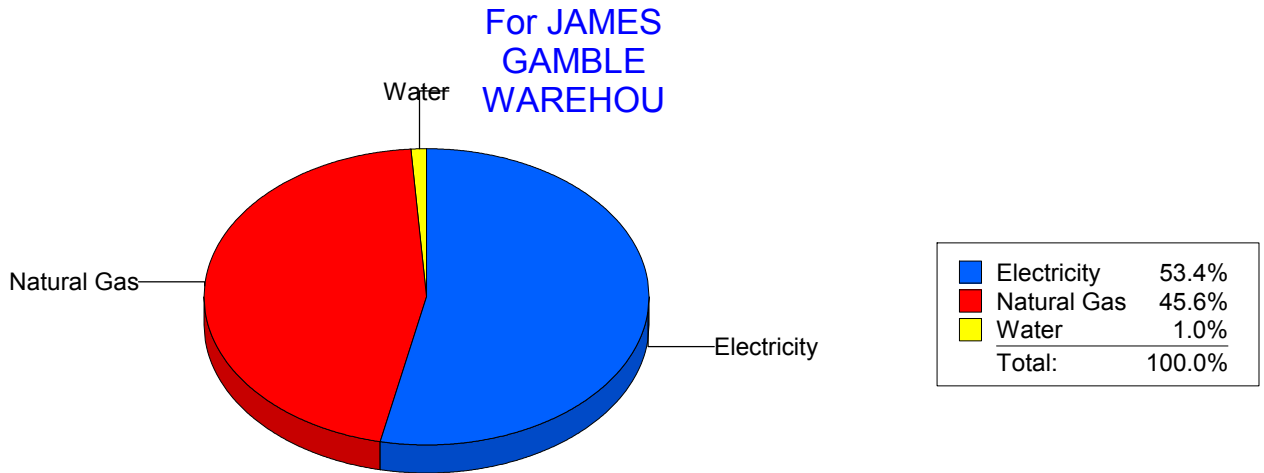
Energy CAP

Cost Avoidance Program

**Cost Summary Graph**

Grouped by Energy Type

Energy Type	Use	Units	Meter Cost	Special Charges	Total Cost	Avg Unit Cost	% of Total Cost
Site: JAMES GAMBLE WAREHOU - JAMES GAMBLE WAREHOU							
Electricity	22,700	KWH	\$2,017.91	\$0.00	\$2,017.91	0.0889	53.38%
Natural Gas	2,342	CCF	\$1,723.14	\$0.00	\$1,723.14	0.7358	45.58%
Water	0	CCF	\$39.32	\$0.00	\$39.32	0.0000	1.04%
<b>Total Cost:</b>			<b>\$3,780.37</b>	<b>\$0.00</b>	<b>\$3,780.37</b>		



*Filters: Cost Center Name Not Equal To DoNotReport; Billing Period Equal To 201403All Meter CodesAll Group Names*



**elpaso**

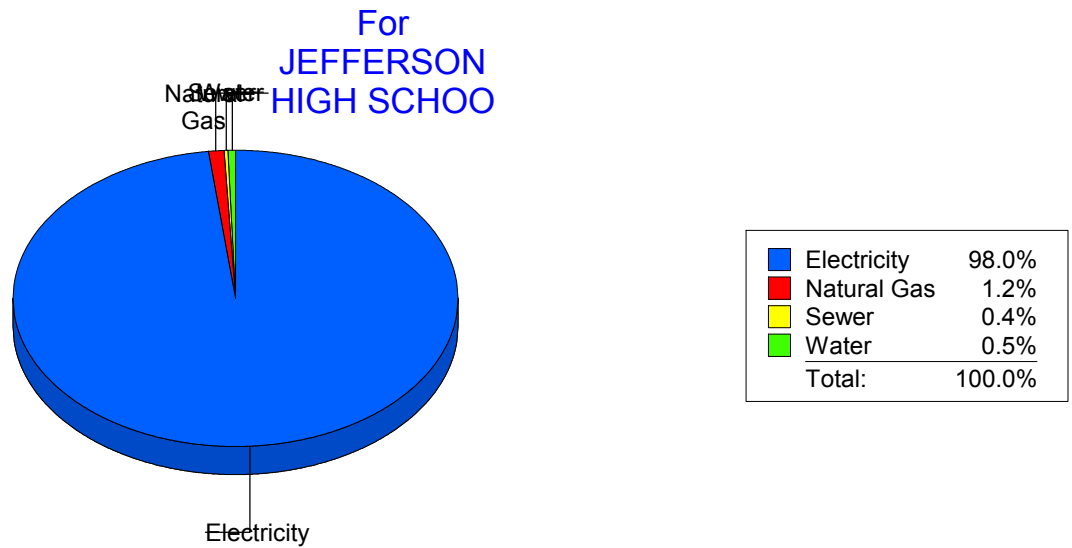
Energy CAP

Cost Avoidance Program

**Cost Summary Graph**

Grouped by Energy Type

Energy Type	Use	Units	Meter Cost	Special Charges	Total Cost	Avg Unit Cost	% of Total Cost
<b>Site: JEFFERSON HIGH SCHOO - JEFFERSON HIGH SCHOO</b>							
Electricity	77,914	KWH	\$179,646.46	\$0.00	\$179,646.46	2.3057	97.98%
Natural Gas	2,340	CCF	\$2,115.73	\$0.00	\$2,115.73	0.9042	1.15%
Water	414	CCF	\$941.45	\$0.00	\$941.45	2.2740	0.51%
Sewer	200	CCF	\$648.67	\$0.00	\$648.67	3.2434	0.35%
<b>Total Cost:</b>			<b>\$183,352.31</b>	<b>\$0.00</b>	<b>\$183,352.31</b>		



*Filters: Cost Center Name Not Equal To DoNotReport; Billing Period Equal To 201403All Meter CodesAll Group Names*

**el Paso**

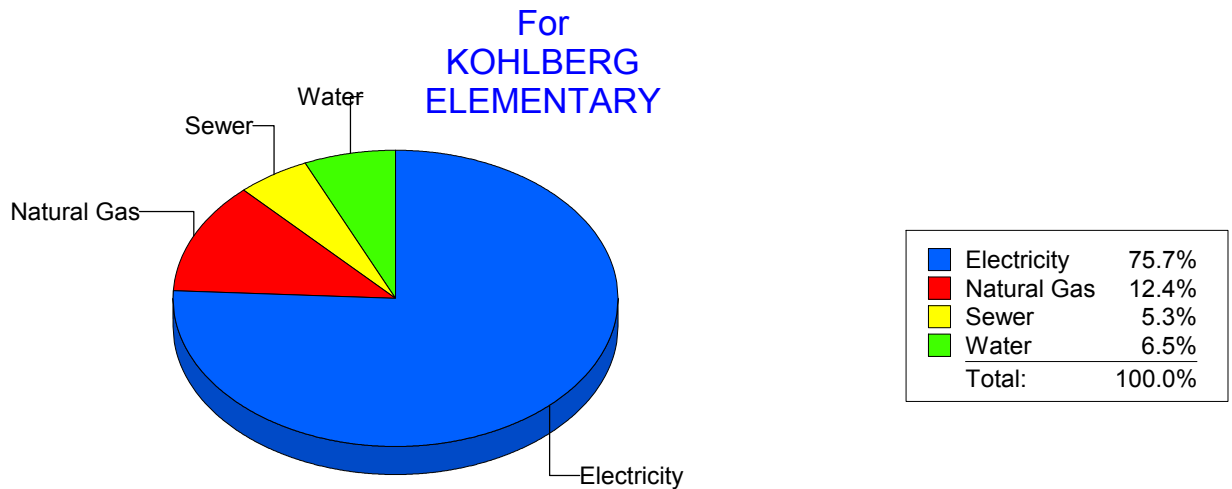
Energy CAP

Cost Avoidance Program

**Cost Summary Graph**

Grouped by Energy Type

Energy Type	Use	Units	Meter Cost	Special Charges	Total Cost	Avg Unit Cost	% of Total Cost
<b>Site: KOHLBERG ELEMENTARY - KOHLBERG ELEMENTARY</b>							
Electricity	38,900	KWH	\$4,989.27	\$0.00	\$4,989.27	0.1283	75.72%
Natural Gas	982	CCF	\$817.13	\$0.00	\$817.13	0.8321	12.40%
Water	145	CCF	\$430.95	\$0.00	\$430.95	2.9721	6.54%
Sewer	108	CCF	\$351.38	\$0.00	\$351.38	3.2535	5.33%
<b>Total Cost:</b>			<b>\$6,588.73</b>	<b>\$0.00</b>	<b>\$6,588.73</b>		



*Filters: Cost Center Name Not Equal To DoNotReport; Billing Period Equal To 201403All Meter CodesAll Group Names*

**elpaso**

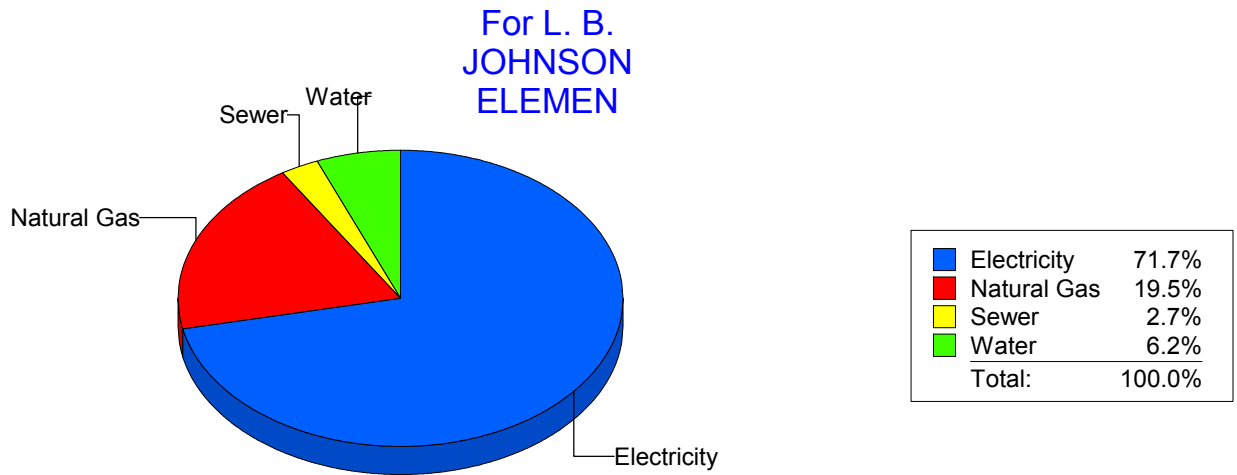
Energy CAP

Cost Avoidance Program

**Cost Summary Graph**

Grouped by Energy Type

Energy Type	Use	Units	Meter Cost	Special Charges	Total Cost	Avg Unit Cost	% of Total Cost
Site: L. B. JOHNSON ELEMEN - L. B. JOHNSON ELEMEN							
Electricity	43,650	KWH	\$5,440.38	\$0.00	\$5,440.38	0.1246	71.68%
Natural Gas	1,919	CCF	\$1,476.48	\$0.00	\$1,476.48	0.7694	19.45%
Water	186	CCF	\$471.34	\$0.00	\$471.34	2.5341	6.21%
Sewer	38	CCF	\$201.27	\$0.00	\$201.27	5.2966	2.65%
<b>Total Cost:</b>			<b>\$7,589.47</b>	<b>\$0.00</b>	<b>\$7,589.47</b>		



*Filters: Cost Center Name Not Equal To DoNotReport; Billing Period Equal To 201403All Meter CodesAll Group Names*

**el paso**

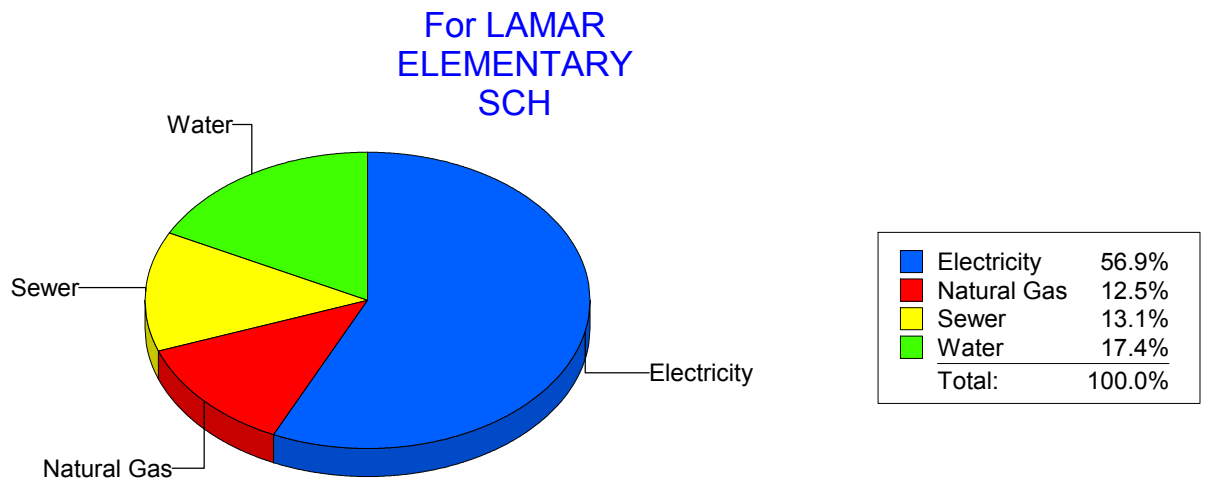
Energy CAP

Cost Avoidance Program

**Cost Summary Graph**

Grouped by Energy Type

Energy Type	Use	Units	Meter Cost	Special Charges	Total Cost	Avg Unit Cost	% of Total Cost
<b>Site: LAMAR ELEMENTARY SCH - LAMAR ELEMENTARY SCH</b>							
Electricity	24,300	KWH	\$2,720.07	\$0.00	\$2,720.07	0.1119	56.88%
Natural Gas	597	CCF	\$599.04	\$0.00	\$599.04	1.0034	12.53%
Water	300	CCF	\$834.07	\$0.00	\$834.07	2.7802	17.44%
Sewer	191	CCF	\$628.56	\$0.00	\$628.56	3.2909	13.15%
<b>Total Cost:</b>			<b>\$4,781.74</b>	<b>\$0.00</b>	<b>\$4,781.74</b>		



*Filters: Cost Center Name Not Equal To DoNotReport; Billing Period Equal To 201403All Meter CodesAll Group Names*

**elpaso**

Energy CAP

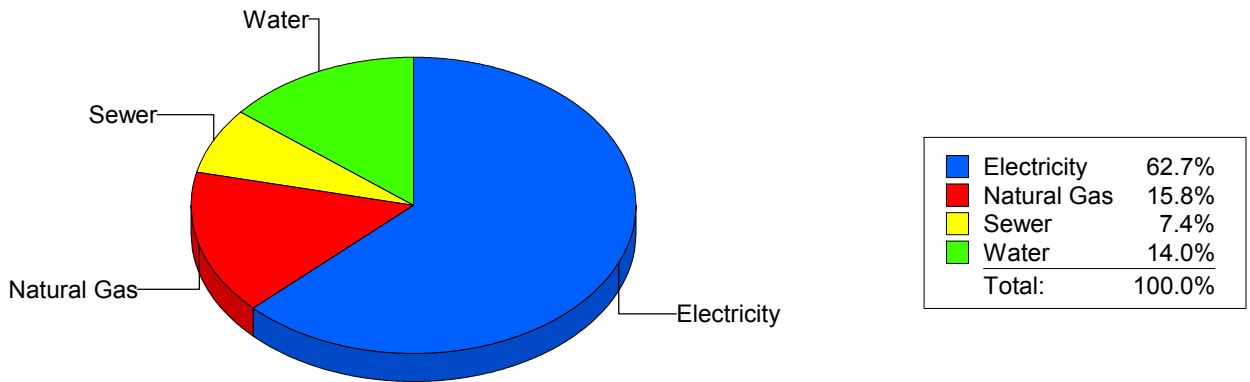
Cost Avoidance Program

**Cost Summary Graph**

Grouped by Energy Type

Energy Type	Use	Units	Meter Cost	Special Charges	Total Cost	Avg Unit Cost	% of Total Cost
<b>Site: LEE ELEMENTARY - LEE ELEMENTARY</b>							
Electricity	21,800	KWH	\$3,513.50	\$0.00	\$3,513.50	0.1612	62.74%
Natural Gas	1,160	CCF	\$884.02	\$0.00	\$884.02	0.7621	15.79%
Water	187	CCF	\$786.13	\$0.00	\$786.13	4.2039	14.04%
Sewer	97	CCF	\$416.60	\$0.00	\$416.60	4.2948	7.44%
<b>Total Cost:</b>			<b>\$5,600.25</b>	<b>\$0.00</b>	<b>\$5,600.25</b>		

For LEE ELEMENTARY



*Filters: Cost Center Name Not Equal To DoNotReport; Billing Period Equal To 201403All Meter CodesAll Group Names*

**elpaso**

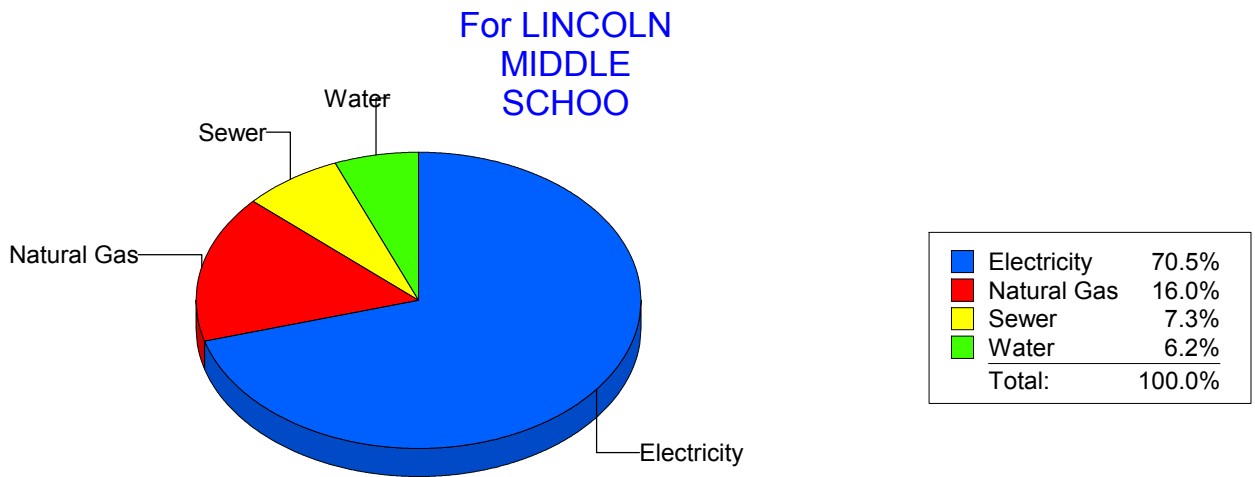
Energy CAP

Cost Avoidance Program

**Cost Summary Graph**

Grouped by Energy Type

Energy Type	Use	Units	Meter Cost	Special Charges	Total Cost	Avg Unit Cost	% of Total Cost
<b>Site: LINCOLN MIDDLE SCHOO - LINCOLN MIDDLE SCHOO</b>							
Electricity	81,550	KWH	\$10,158.45	\$0.00	\$10,158.45	0.1246	70.55%
Natural Gas	3,170	CCF	\$2,309.14	\$0.00	\$2,309.14	0.7284	16.04%
Water	481	CCF	\$885.75	\$0.00	\$885.75	1.8415	6.15%
Sewer	650	CCF	\$1,045.83	\$0.00	\$1,045.83	1.6090	7.26%
<b>Total Cost:</b>			<b>\$14,399.17</b>	<b>\$0.00</b>	<b>\$14,399.17</b>		



*Filters: Cost Center Name Not Equal To DoNotReport; Billing Period Equal To 201403All Meter CodesAll Group Names*

**elpaso**

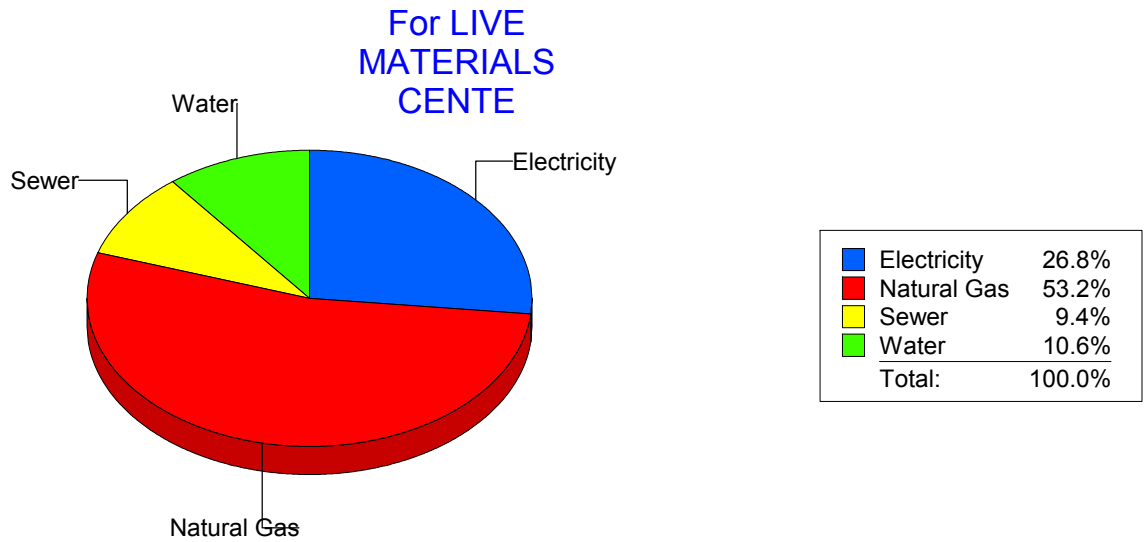
Energy CAP

Cost Avoidance Program

**Cost Summary Graph**

Grouped by Energy Type

Energy Type	Use	Units	Meter Cost	Special Charges	Total Cost	Avg Unit Cost	% of Total Cost
<b>Site: LIVE MATERIALS CENTE - LIVE MATERIALS CENTE</b>							
Electricity		309 KWH	\$66.46	\$0.00	\$66.46	0.2151	26.80%
Natural Gas		13 CCF	\$132.00	\$0.00	\$132.00	10.1538	53.23%
Water		2 CCF	\$26.26	\$0.00	\$26.26	13.1300	10.59%
Sewer		1 CCF	\$23.24	\$0.00	\$23.24	23.2400	9.37%
<b>Total Cost:</b>			<b>\$247.96</b>	<b>\$0.00</b>	<b>\$247.96</b>		



*Filters: Cost Center Name Not Equal To DoNotReport; Billing Period Equal To 201403All Meter CodesAll Group Names*

**elpaso**

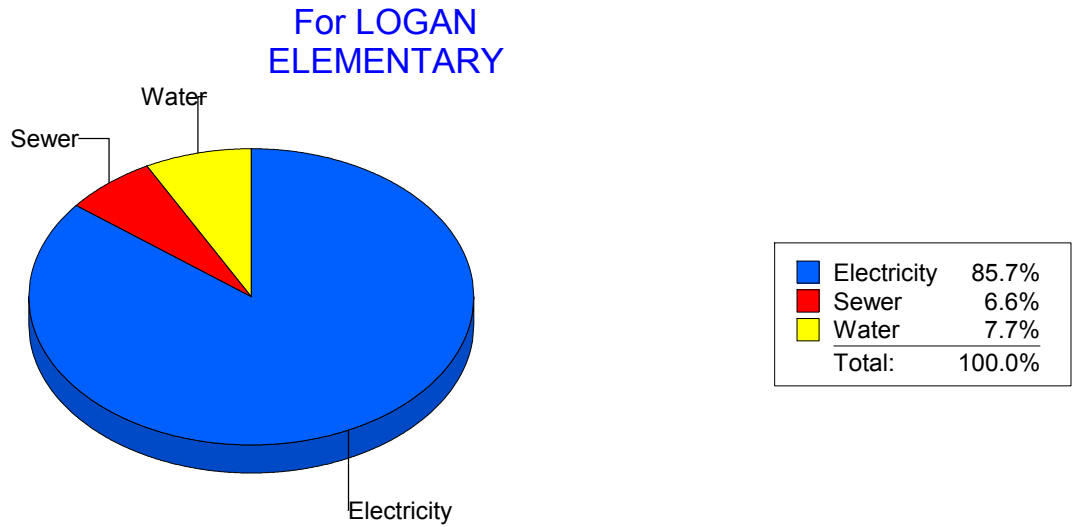
Energy CAP

Cost Avoidance Program

**Cost Summary Graph**

Grouped by Energy Type

Energy Type	Use	Units	Meter Cost	Special Charges	Total Cost	Avg Unit Cost	% of Total Cost
<b>Site: LOGAN ELEMENTARY - LOGAN ELEMENTARY</b>							
Electricity	20,300	KWH	\$2,904.16	\$0.00	\$2,904.16	0.1431	85.66%
Water	125	CCF	\$262.73	\$0.00	\$262.73	2.1018	7.75%
Sewer	113	CCF	\$223.26	\$0.00	\$223.26	1.9758	6.59%
<b>Total Cost:</b>			<b>\$3,390.15</b>	<b>\$0.00</b>	<b>\$3,390.15</b>		



*Filters: Cost Center Name Not Equal To DoNotReport; Billing Period Equal To 201403All Meter CodesAll Group Names*



**elpaso**

Energy CAP

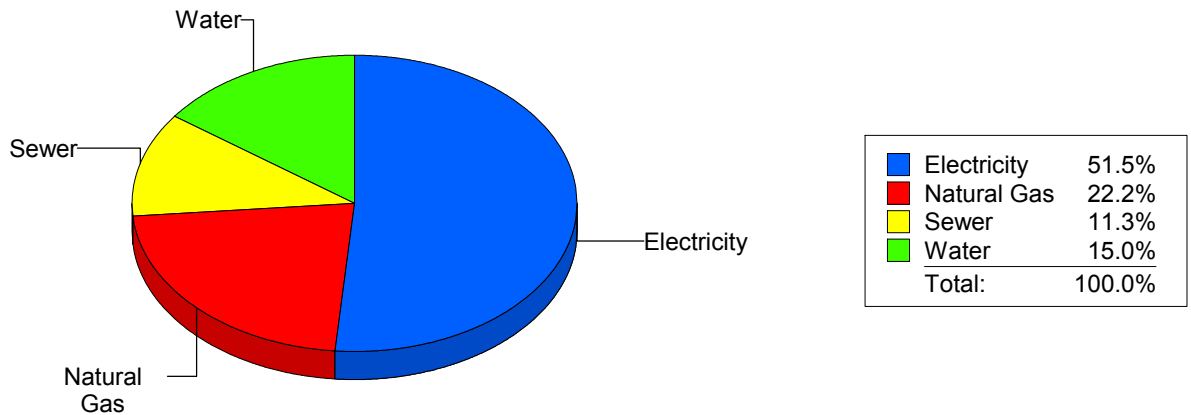
Cost Avoidance Program

**Cost Summary Graph**

Grouped by Energy Type

Energy Type	Use	Units	Meter Cost	Special Charges	Total Cost	Avg Unit Cost	% of Total Cost
<b>Site: LUNDY - LUNDY</b>							
Electricity	48,400	KWH	\$5,073.28	\$0.00	\$5,073.28	0.1048	51.50%
Natural Gas	2,915	CCF	\$2,184.94	\$0.00	\$2,184.94	0.7496	22.18%
Water	427	CCF	\$1,480.62	\$0.00	\$1,480.62	3.4675	15.03%
Sewer	640	CCF	\$1,112.43	\$0.00	\$1,112.43	1.7382	11.29%
<b>Total Cost:</b>			<b>\$9,851.27</b>	<b>\$0.00</b>	<b>\$9,851.27</b>		

For LUNDY



*Filters: Cost Center Name Not Equal To DoNotReport; Billing Period Equal To 201403All Meter CodesAll Group Names*

**elpaso**

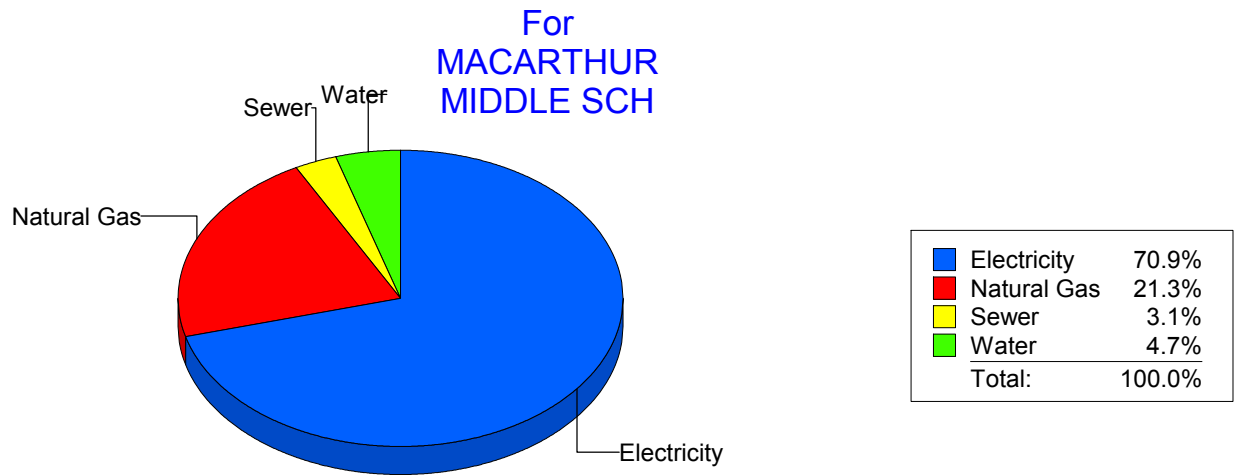
Energy CAP

Cost Avoidance Program

**Cost Summary Graph**

Grouped by Energy Type

Energy Type	Use	Units	Meter Cost	Special Charges	Total Cost	Avg Unit Cost	% of Total Cost
<b>Site: MACARTHUR MIDDLE SCH - MACARTHUR MIDDLE SCH</b>							
Electricity	69,240	KWH	\$7,565.88	\$0.00	\$7,565.88	0.1093	70.89%
Natural Gas	3,121	CCF	\$2,274.86	\$0.00	\$2,274.86	0.7289	21.32%
Water	188	CCF	\$496.40	\$0.00	\$496.40	2.6404	4.65%
Sewer	135	CCF	\$335.13	\$0.00	\$335.13	2.4824	3.14%
<b>Total Cost:</b>			<b>\$10,672.27</b>	<b>\$0.00</b>	<b>\$10,672.27</b>		



*Filters: Cost Center Name Not Equal To DoNotReport; Billing Period Equal To 201403All Meter CodesAll Group Names*

**elpaso**

Energy CAP

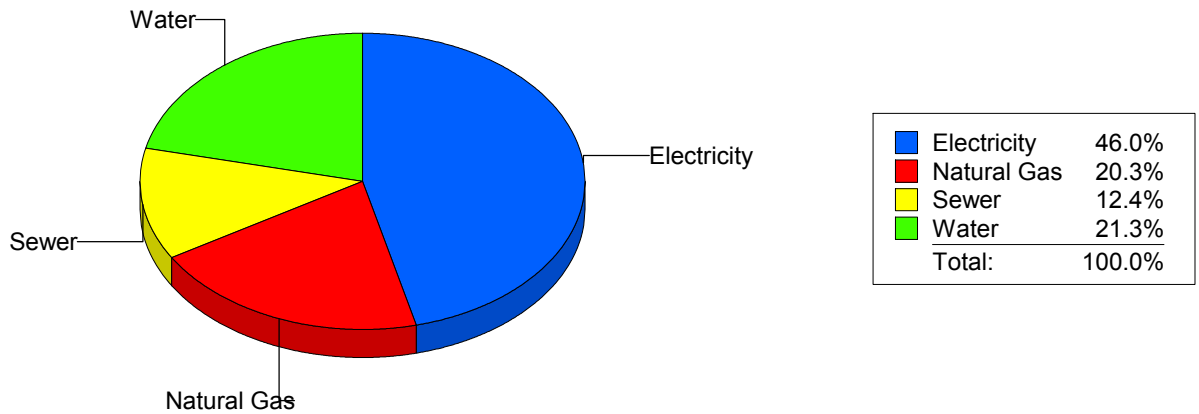
Cost Avoidance Program

**Cost Summary Graph**

Grouped by Energy Type

Energy Type	Use	Units	Meter Cost	Special Charges	Total Cost	Avg Unit Cost	% of Total Cost
<b>Site: MAGOFFIN MIDDLE SCHO - MAGOFFIN MIDDLE SCHO</b>							
Electricity	13,421	KWH	\$1,649.18	\$0.00	\$1,649.18	0.1229	45.98%
Natural Gas	941	CCF	\$728.32	\$0.00	\$728.32	0.7740	20.31%
Water	181	CCF	\$763.41	\$0.00	\$763.41	4.2177	21.28%
Sewer	157	CCF	\$445.89	\$0.00	\$445.89	2.8401	12.43%
<b>Total Cost:</b>			<b>\$3,586.80</b>	<b>\$0.00</b>	<b>\$3,586.80</b>		

For MAGOFFIN MIDDLE SCHO



*Filters: Cost Center Name Not Equal To DoNotReport; Billing Period Equal To 201403All Meter CodesAll Group Names*

**el Paso**

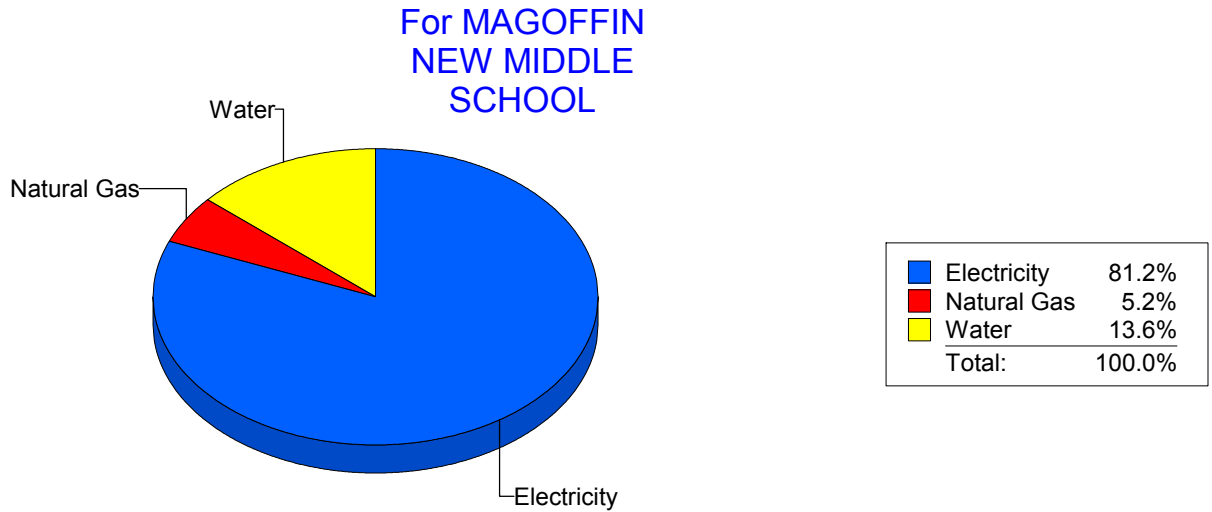
Energy CAP

Cost Avoidance Program

**Cost Summary Graph**

Grouped by Energy Type

Energy Type	Use	Units	Meter Cost	Special Charges	Total Cost	Avg Unit Cost	% of Total Cost
<b>Site: MAGOFFINMIDDLESCHOOLN047 - MAGOFFIN NEW MIDDLE SCHOOL</b>							
Electricity	77,600	KWH	\$7,794.81	\$0.00	\$7,794.81	0.1004	81.21%
Natural Gas	619	CCF	\$499.97	\$0.00	\$499.97	0.8077	5.21%
Water	291	CCF	\$1,303.73	\$0.00	\$1,303.73	4.4802	13.58%
<b>Total Cost:</b>			<b>\$9,598.51</b>	<b>\$0.00</b>	<b>\$9,598.51</b>		



*Filters: Cost Center Name Not Equal To DoNotReport; Billing Period Equal To 201403All Meter CodesAll Group Names*

**elpaso**

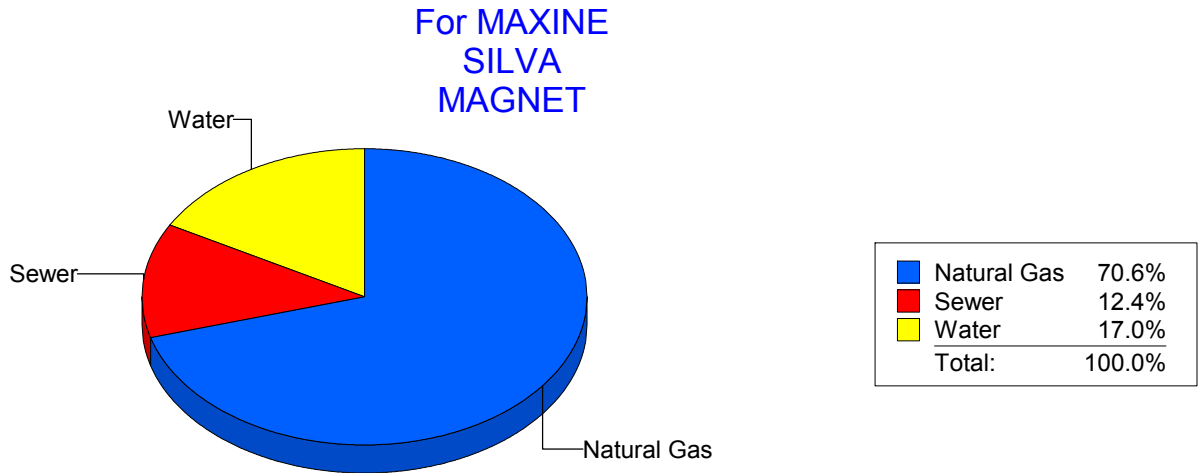
Energy CAP

Cost Avoidance Program

**Cost Summary Graph**

Grouped by Energy Type

Energy Type	Use	Units	Meter Cost	Special Charges	Total Cost	Avg Unit Cost	% of Total Cost
<b>Site: MAXINE SILVA MAGNET - MAXINE SILVA MAGNET</b>							
Natural Gas		1,966 CCF	\$1,456.24	\$0.00	\$1,456.24	0.7407	70.57%
Water		123 CCF	\$350.87	\$0.00	\$350.87	2.8526	17.00%
Sewer		78 CCF	\$256.47	\$0.00	\$256.47	3.2881	12.43%
<b>Total Cost:</b>			<b>\$2,063.58</b>	<b>\$0.00</b>	<b>\$2,063.58</b>		



*Filters: Cost Center Name Not Equal To DoNotReport; Billing Period Equal To 201403All Meter CodesAll Group Names*

**elpaso**

Energy CAP

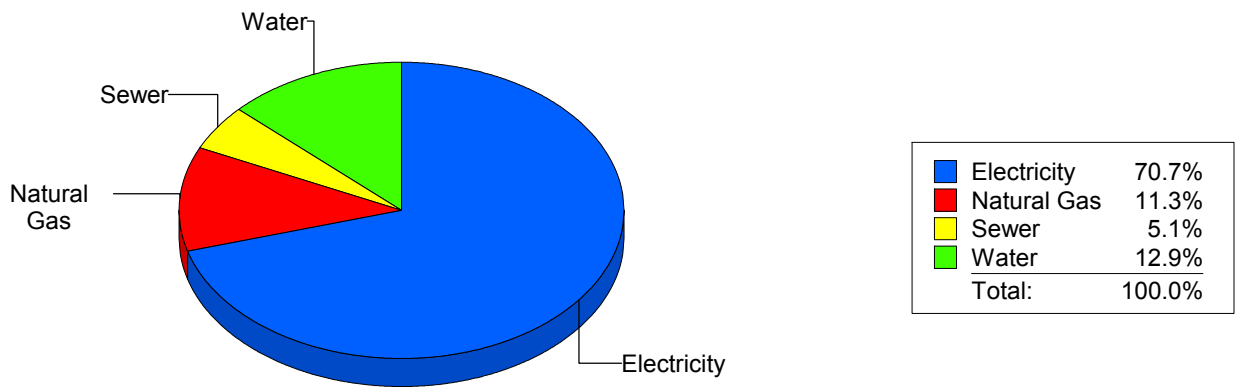
Cost Avoidance Program

**Cost Summary Graph**

Grouped by Energy Type

Energy Type	Use	Units	Meter Cost	Special Charges	Total Cost	Avg Unit Cost	% of Total Cost
<b>Site: MESITA ELEMENTARY - MESITA ELEMENTARY</b>							
Electricity	57,000	KWH	\$6,403.14	\$0.00	\$6,403.14	0.1123	70.67%
Natural Gas	1,268	CCF	\$1,019.32	\$0.00	\$1,019.32	0.8039	11.25%
Water	317	CCF	\$1,171.04	\$0.00	\$1,171.04	3.6941	12.93%
Sewer	175	CCF	\$466.59	\$0.00	\$466.59	2.6662	5.15%
<b>Total Cost:</b>			<b>\$9,060.09</b>	<b>\$0.00</b>	<b>\$9,060.09</b>		

For MESITA ELEMENTARY



*Filters: Cost Center Name Not Equal To DoNotReport; Billing Period Equal To 201403All Meter CodesAll Group Names*

**elpaso**

Energy CAP

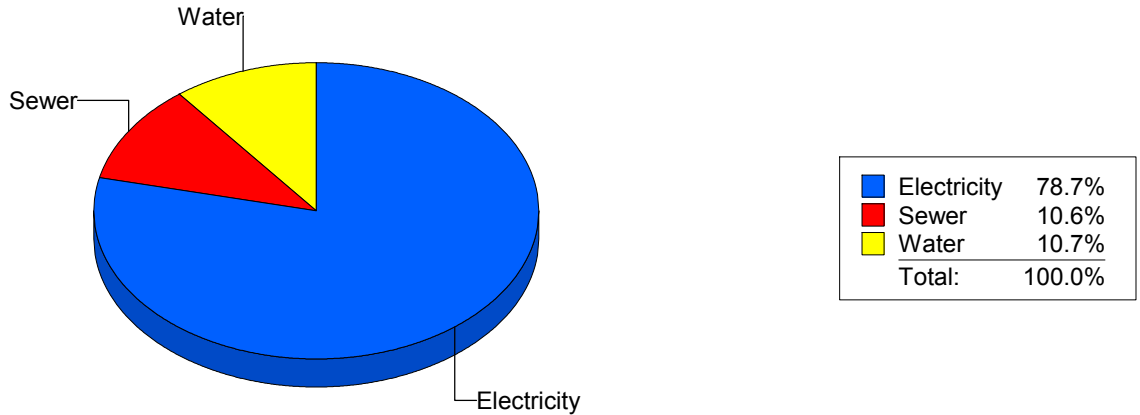
Cost Avoidance Program

**Cost Summary Graph**

Grouped by Energy Type

Energy Type	Use	Units	Meter Cost	Special Charges	Total Cost	Avg Unit Cost	% of Total Cost
<b>Site: MILAM ELEMENTARY - MILAM ELEMENTARY</b>							
Electricity	18,360	KWH	\$2,468.82	\$0.00	\$2,468.82	0.1345	78.68%
Water	128	CCF	\$335.07	\$0.00	\$335.07	2.6177	10.68%
Sewer	134	CCF	\$333.75	\$0.00	\$333.75	2.4907	10.64%
<b>Total Cost:</b>			<b>\$3,137.64</b>	<b>\$0.00</b>	<b>\$3,137.64</b>		

For MILAM ELEMENTARY



*Filters: Cost Center Name Not Equal To DoNotReport; Billing Period Equal To 201403All Meter CodesAll Group Names*

**el paso**

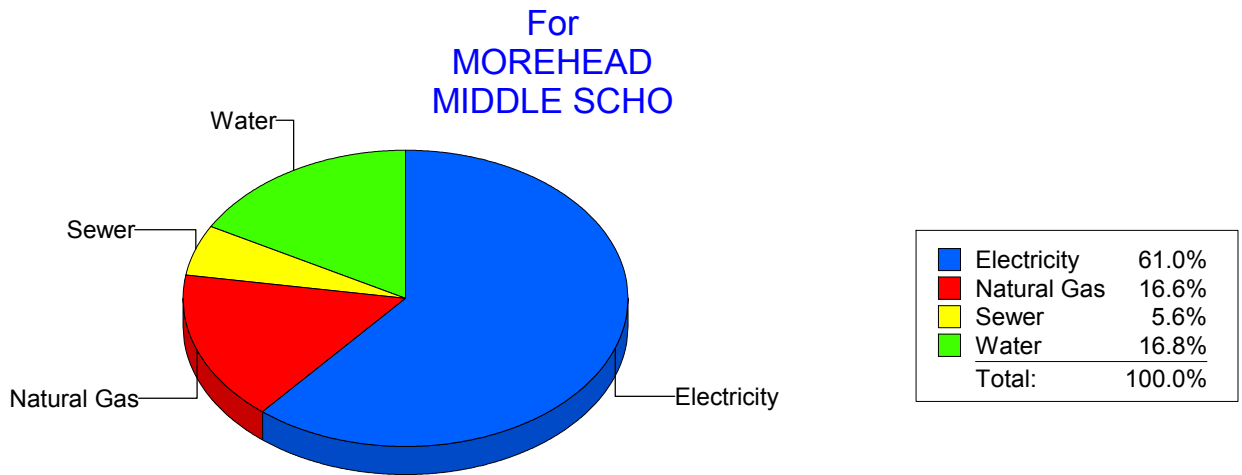
Energy CAP

Cost Avoidance Program

**Cost Summary Graph**

Grouped by Energy Type

Energy Type	Use	Units	Meter Cost	Special Charges	Total Cost	Avg Unit Cost	% of Total Cost
<b>Site: MOREHEAD MIDDLE SCHO - MOREHEAD MIDDLE SCHO</b>							
Electricity	69,247	KWH	\$6,995.21	\$0.00	\$6,995.21	0.1010	61.03%
Natural Gas	2,593	CCF	\$1,901.32	\$0.00	\$1,901.32	0.7333	16.59%
Water	923	CCF	\$1,926.94	\$0.00	\$1,926.94	2.0877	16.81%
Sewer	296	CCF	\$637.71	\$0.00	\$637.71	2.1544	5.56%
<b>Total Cost:</b>			<b>\$11,461.18</b>	<b>\$0.00</b>	<b>\$11,461.18</b>		



*Filters: Cost Center Name Not Equal To DoNotReport; Billing Period Equal To 201403All Meter CodesAll Group Names*



**el Paso**

Energy CAP

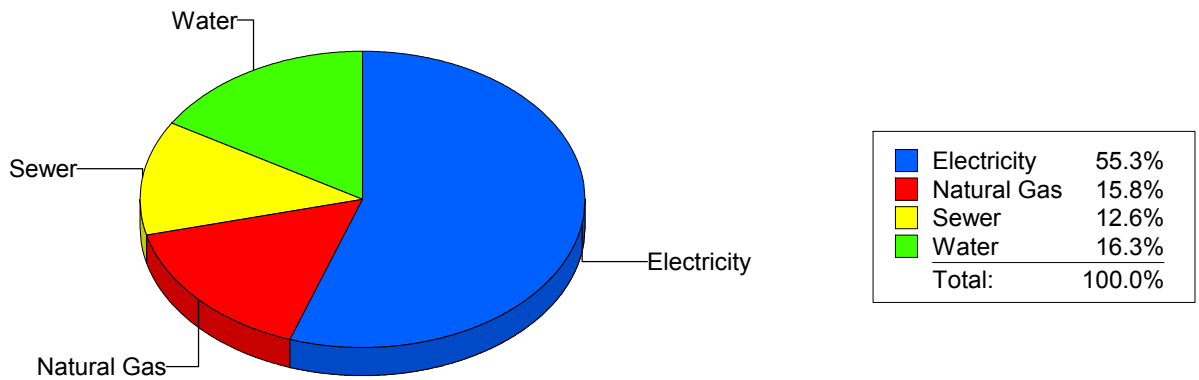
Cost Avoidance Program

**Cost Summary Graph**

Grouped by Energy Type

Energy Type	Use	Units	Meter Cost	Special Charges	Total Cost	Avg Unit Cost	% of Total Cost
<b>Site: NEWMAN ELEMENTARY - NEWMAN ELEMENTARY</b>							
Electricity	17,389	KWH	\$2,713.95	\$0.00	\$2,713.95	0.1561	55.31%
Natural Gas	837	CCF	\$774.69	\$0.00	\$774.69	0.9256	15.79%
Water	411	CCF	\$801.85	\$0.00	\$801.85	1.9510	16.34%
Sewer	359	CCF	\$616.25	\$0.00	\$616.25	1.7166	12.56%
<b>Total Cost:</b>			<b>\$4,906.74</b>	<b>\$0.00</b>	<b>\$4,906.74</b>		

For NEWMAN ELEMENTARY



*Filters: Cost Center Name Not Equal To DoNotReport; Billing Period Equal To 201403All Meter CodesAll Group Names*

**el paso**

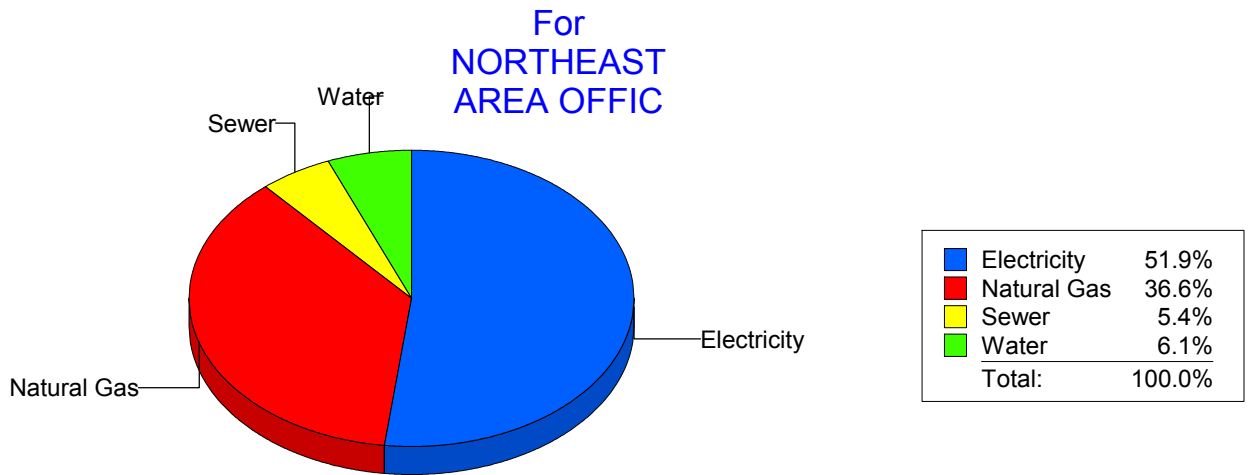
Energy CAP

Cost Avoidance Program

**Cost Summary Graph**

Grouped by Energy Type

Energy Type	Use	Units	Meter Cost	Special Charges	Total Cost	Avg Unit Cost	% of Total Cost
<b>Site: NORTHEAST AREA OFFIC - NORTHEAST AREA OFFIC</b>							
Electricity	3,000	KWH	\$486.14	\$0.00	\$486.14	0.1620	51.90%
Natural Gas	155	CCF	\$342.68	\$0.00	\$342.68	2.2108	36.59%
Water	7	CCF	\$57.20	\$0.00	\$57.20	8.1714	6.11%
Sewer	5	CCF	\$50.62	\$0.00	\$50.62	10.1240	5.40%
<b>Total Cost:</b>			<b>\$936.64</b>	<b>\$0.00</b>	<b>\$936.64</b>		



*Filters: Cost Center Name Not Equal To DoNotReport; Billing Period Equal To 201403All Meter CodesAll Group Names*

**el paso**

Energy CAP

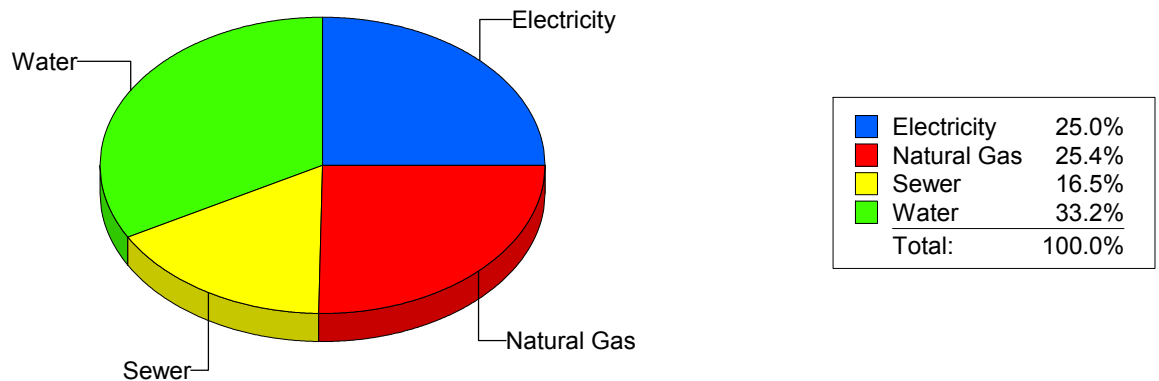
Cost Avoidance Program

**Cost Summary Graph**

Grouped by Energy Type

Energy Type	Use	Units	Meter Cost	Special Charges	Total Cost	Avg Unit Cost	% of Total Cost
<b>Site: NORTHEAST AREA TRANS - NORTHEAST AREA TRANS</b>							
Electricity	4,011	KWH	\$444.67	\$0.00	\$444.67	0.1109	24.96%
Natural Gas	465	CCF	\$451.93	\$0.00	\$451.93	0.9719	25.37%
Water	143	CCF	\$590.80	\$0.00	\$590.80	4.1315	33.16%
Sewer	47	CCF	\$294.09	\$0.00	\$294.09	6.2572	16.51%
<b>Total Cost:</b>			<b>\$1,781.49</b>	<b>\$0.00</b>	<b>\$1,781.49</b>		

For  
NORTHEAST  
AREA TRANS



*Filters: Cost Center Name Not Equal To DoNotReport; Billing Period Equal To 201403All Meter CodesAll Group Names*

**el paso**

Energy CAP

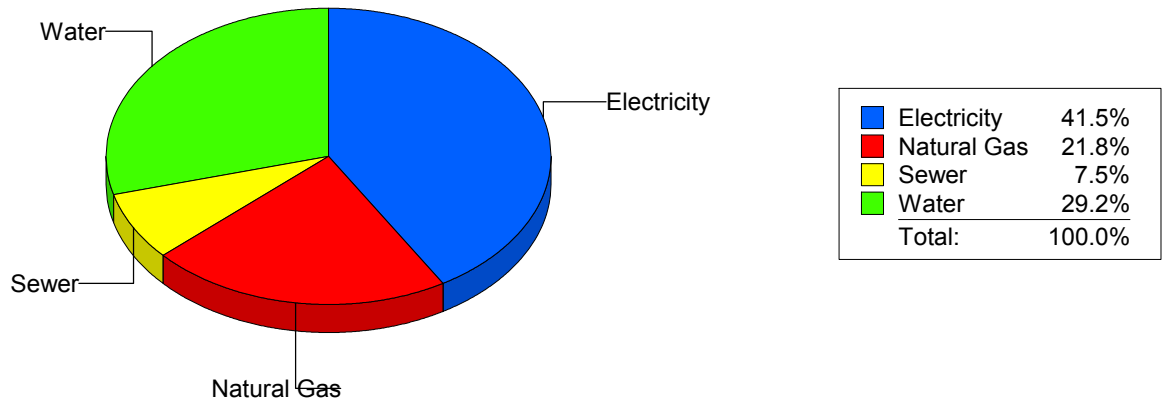
Cost Avoidance Program

**Cost Summary Graph**

Grouped by Energy Type

Energy Type	Use	Units	Meter Cost	Special Charges	Total Cost	Avg Unit Cost	% of Total Cost
Site: OCCUPATIONAL CTR. - OCCUPATIONAL CTR.							
Electricity	3,100	KWH	\$356.32	\$0.00	\$356.32	0.1149	41.47%
Natural Gas	188	CCF	\$187.37	\$0.00	\$187.37	0.9966	21.81%
Water	40	CCF	\$250.91	\$0.00	\$250.91	6.2728	29.20%
Sewer	8	CCF	\$64.55	\$0.00	\$64.55	8.0688	7.51%
<b>Total Cost:</b>			<b>\$859.15</b>	<b>\$0.00</b>	<b>\$859.15</b>		

For OCCUPATIONAL CTR.



*Filters: Cost Center Name Not Equal To DoNotReport; Billing Period Equal To 201403All Meter CodesAll Group Names*

**elpaso**

Energy CAP

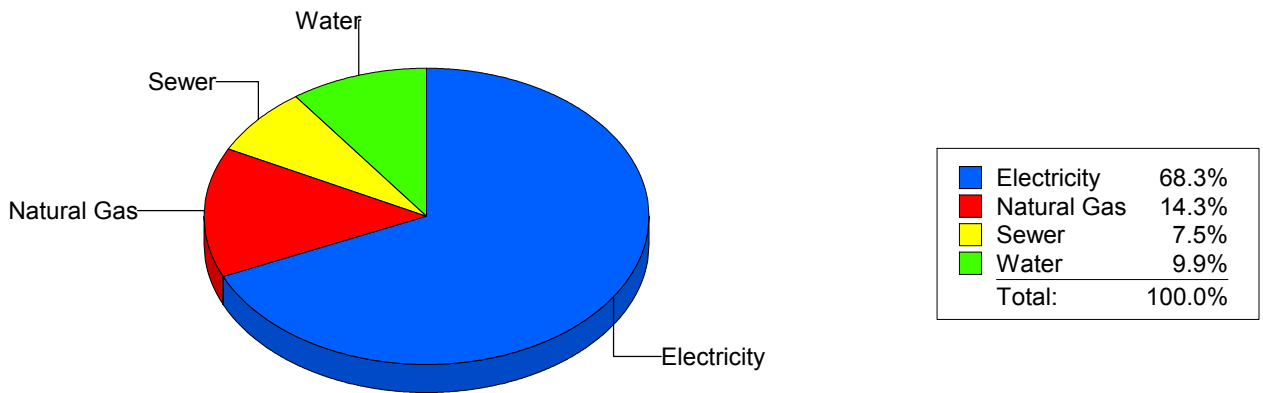
Cost Avoidance Program

**Cost Summary Graph**

Grouped by Energy Type

Energy Type	Use	Units	Meter Cost	Special Charges	Total Cost	Avg Unit Cost	% of Total Cost
<b>Site: PARK ELEMENTARY - PARK ELEMENTARY</b>							
Electricity	21,905	KWH	\$3,519.42	\$0.00	\$3,519.42	0.1607	68.31%
Natural Gas	875	CCF	\$735.18	\$0.00	\$735.18	0.8402	14.27%
Water	211	CCF	\$510.38	\$0.00	\$510.38	2.4189	9.91%
Sewer	144	CCF	\$386.87	\$0.00	\$386.87	2.6866	7.51%
<b>Total Cost:</b>			<b>\$5,151.85</b>	<b>\$0.00</b>	<b>\$5,151.85</b>		

For PARK ELEMENTARY



*Filters: Cost Center Name Not Equal To DoNotReport; Billing Period Equal To 201403All Meter CodesAll Group Names*

**elpaso**

Energy CAP

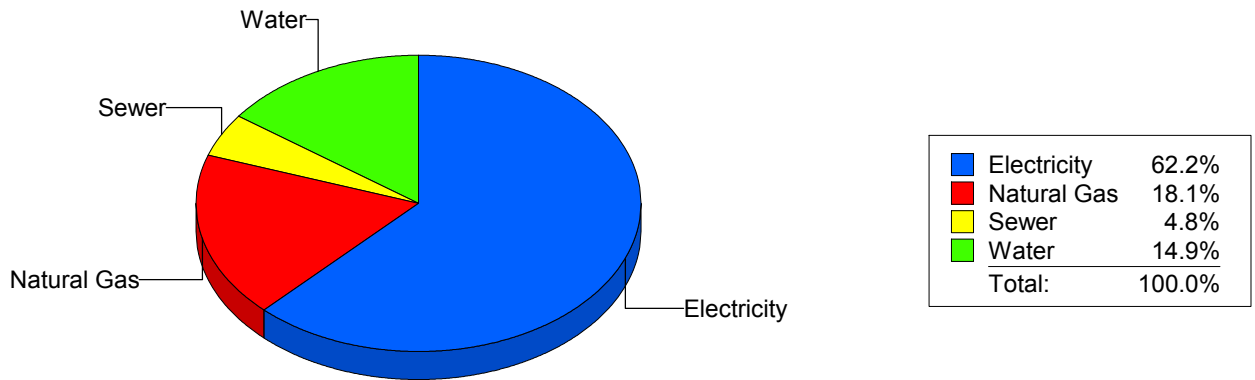
Cost Avoidance Program

**Cost Summary Graph**

Grouped by Energy Type

Energy Type	Use	Units	Meter Cost	Special Charges	Total Cost	Avg Unit Cost	% of Total Cost
<b>Site: PAUL MORENO - PAUL MORENO</b>							
Electricity	42,000	KWH	\$4,686.15	\$0.00	\$4,686.15	0.1116	62.18%
Natural Gas	1,758	CCF	\$1,365.79	\$0.00	\$1,365.79	0.7769	18.12%
Water	302	CCF	\$1,124.72	\$0.00	\$1,124.72	3.7242	14.92%
Sewer	114	CCF	\$359.66	\$0.00	\$359.66	3.1549	4.77%
<b>Total Cost:</b>			<b>\$7,536.32</b>	<b>\$0.00</b>	<b>\$7,536.32</b>		

For PAUL MORENO



*Filters: Cost Center Name Not Equal To DoNotReport; Billing Period Equal To 201403All Meter CodesAll Group Names*

**elpaso**

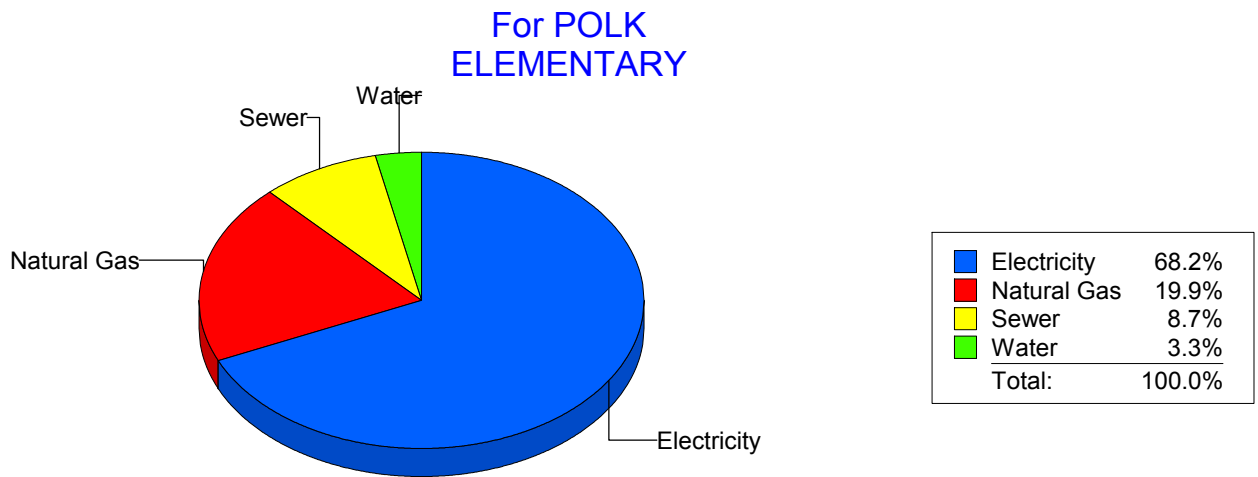
Energy CAP

Cost Avoidance Program

**Cost Summary Graph**

Grouped by Energy Type

Energy Type	Use	Units	Meter Cost	Special Charges	Total Cost	Avg Unit Cost	% of Total Cost
<b>Site: POLK ELEMENTARY - POLK ELEMENTARY</b>							
Electricity	23,400	KWH	\$3,092.26	\$0.00	\$3,092.26	0.1321	68.21%
Natural Gas	1,106	CCF	\$899.97	\$0.00	\$899.97	0.8137	19.85%
Water	8	CCF	\$147.87	\$0.00	\$147.87	18.4838	3.26%
Sewer	177	CCF	\$393.09	\$0.00	\$393.09	2.2208	8.67%
<b>Total Cost:</b>			<b>\$4,533.19</b>	<b>\$0.00</b>	<b>\$4,533.19</b>		



*Filters: Cost Center Name Not Equal To DoNotReport; Billing Period Equal To 201403All Meter CodesAll Group Names*

**elpaso**

Energy CAP

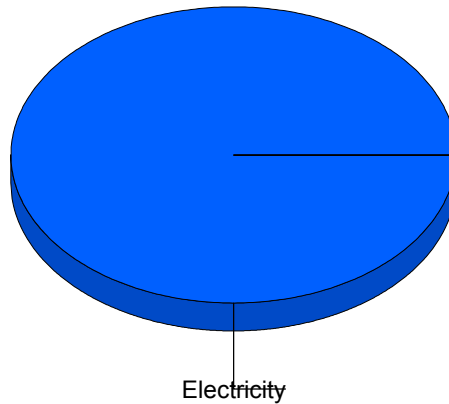
Cost Avoidance Program

**Cost Summary Graph**

Grouped by Energy Type

Energy Type	Use	Units	Meter Cost	Special Charges	Total Cost	Avg Unit Cost	% of Total Cost
Site: POWELL - POWELL							
Electricity	36,960	KWH	\$4,122.07	\$0.00	\$4,122.07	0.1115	100.00%
<b>Total Cost:</b>			<b>\$4,122.07</b>	<b>\$0.00</b>	<b>\$4,122.07</b>		

For POWELL



■ Electricity	100.0%
Total:	100.0%

*Filters: Cost Center Name Not Equal To DoNotReport; Billing Period Equal To 201403All Meter CodesAll Group Names*



**elpaso**

Energy CAP

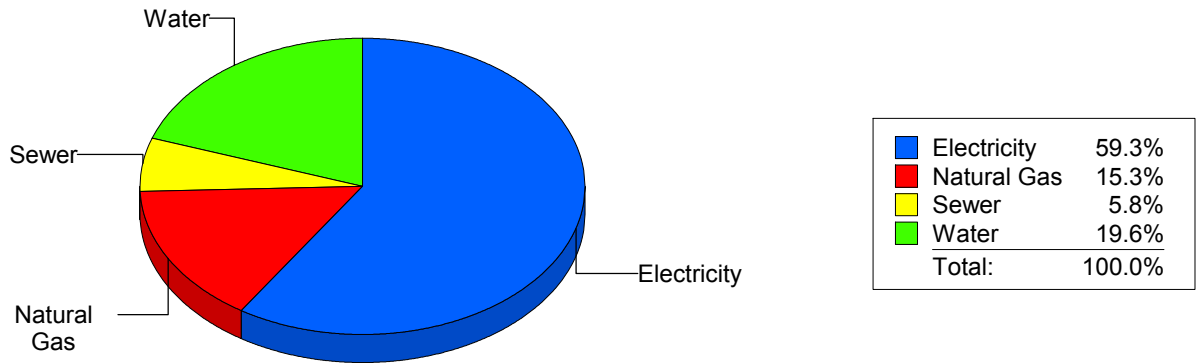
Cost Avoidance Program

**Cost Summary Graph**

Grouped by Energy Type

Energy Type	Use	Units	Meter Cost	Special Charges	Total Cost	Avg Unit Cost	% of Total Cost
<b>Site: PUTNAM ELEMENTARY - PUTNAM ELEMENTARY</b>							
Electricity	25,258	KWH	\$3,252.56	\$0.00	\$3,252.56	0.1288	59.25%
Natural Gas	1,016	CCF	\$840.83	\$0.00	\$840.83	0.8276	15.32%
Water	421	CCF	\$1,075.82	\$0.00	\$1,075.82	2.5554	19.60%
Sewer	175	CCF	\$320.15	\$0.00	\$320.15	1.8294	5.83%
<b>Total Cost:</b>			<b>\$5,489.36</b>	<b>\$0.00</b>	<b>\$5,489.36</b>		

For PUTNAM ELEMENTARY



*Filters: Cost Center Name Not Equal To DoNotReport; Billing Period Equal To 201403All Meter CodesAll Group Names*

**elpaso**

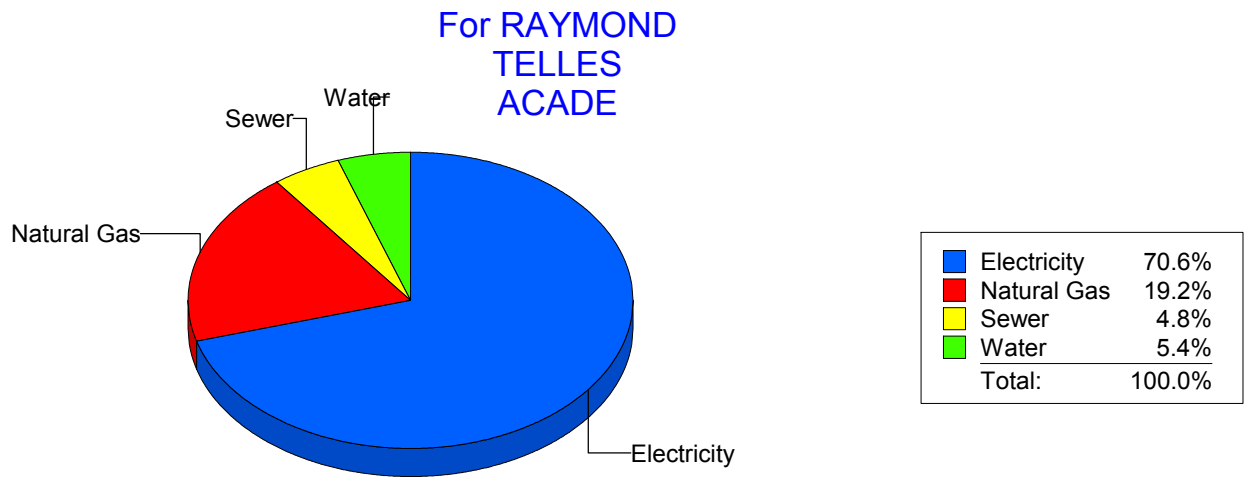
Energy CAP

Cost Avoidance Program

**Cost Summary Graph**

Grouped by Energy Type

Energy Type	Use	Units	Meter Cost	Special Charges	Total Cost	Avg Unit Cost	% of Total Cost
<b>Site: RAYMOND TELLES ACADE - RAYMOND TELLES ACADE</b>							
Electricity	30,200	KWH	\$3,325.97	\$0.00	\$3,325.97	0.1101	70.65%
Natural Gas	1,187	CCF	\$903.20	\$0.00	\$903.20	0.7609	19.18%
Water	60	CCF	\$252.59	\$0.00	\$252.59	4.2098	5.37%
Sewer	56	CCF	\$226.11	\$0.00	\$226.11	4.0377	4.80%
<b>Total Cost:</b>			<b>\$4,707.87</b>	<b>\$0.00</b>	<b>\$4,707.87</b>		



*Filters: Cost Center Name Not Equal To DoNotReport; Billing Period Equal To 201403All Meter CodesAll Group Names*

**el paso**

Energy CAP

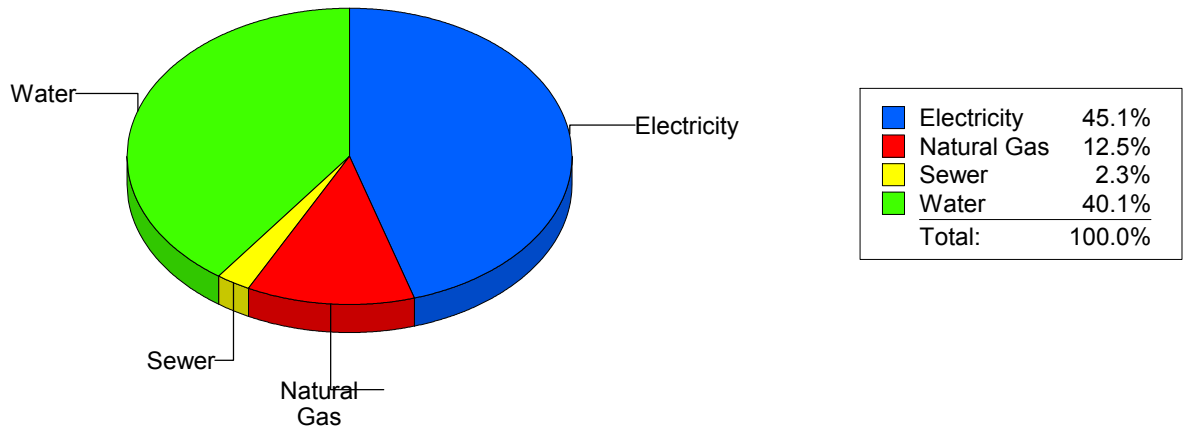
Cost Avoidance Program

**Cost Summary Graph**

Grouped by Energy Type

Energy Type	Use	Units	Meter Cost	Special Charges	Total Cost	Avg Unit Cost	% of Total Cost
<b>Site: RICHARDSON MIDDLE - RICHARDSON MIDDLE</b>							
Electricity	62,400	KWH	\$7,346.53	\$0.00	\$7,346.53	0.1177	45.14%
Natural Gas	2,770	CCF	\$2,026.99	\$0.00	\$2,026.99	0.7318	12.46%
Water	1,280	CCF	\$6,529.34	\$0.00	\$6,529.34	5.1010	40.12%
Sewer	161	CCF	\$371.01	\$0.00	\$371.01	2.3044	2.28%
<b>Total Cost:</b>			<b>\$16,273.87</b>	<b>\$0.00</b>	<b>\$16,273.87</b>		

For  
RICHARDSON  
MIDDLE



*Filters: Cost Center Name Not Equal To DoNotReport; Billing Period Equal To 201403All Meter CodesAll Group Names*

**elpaso**

Energy CAP

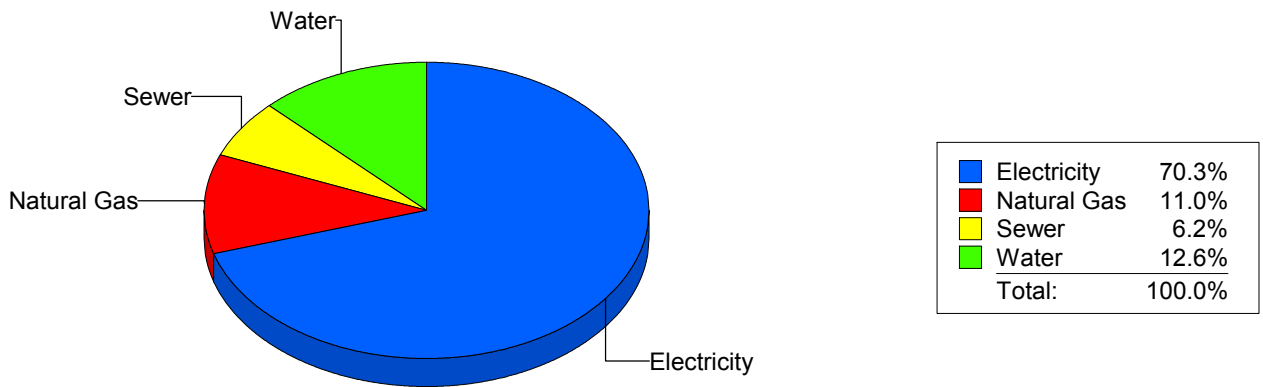
Cost Avoidance Program

**Cost Summary Graph**

Grouped by Energy Type

Energy Type	Use	Units	Meter Cost	Special Charges	Total Cost	Avg Unit Cost	% of Total Cost
<b>Site: RIVERA ELEMENTARY - RIVERA ELEMENTARY</b>							
Electricity	38,400	KWH	\$4,477.67	\$0.00	\$4,477.67	0.1166	70.27%
Natural Gas	898	CCF	\$698.05	\$0.00	\$698.05	0.7773	10.96%
Water	293	CCF	\$800.12	\$0.00	\$800.12	2.7308	12.56%
Sewer	179	CCF	\$395.85	\$0.00	\$395.85	2.2115	6.21%
<b>Total Cost:</b>			<b>\$6,371.69</b>	<b>\$0.00</b>	<b>\$6,371.69</b>		

For RIVERA ELEMENTARY



*Filters: Cost Center Name Not Equal To DoNotReport; Billing Period Equal To 201403All Meter CodesAll Group Names*

**elpaso**

Energy CAP

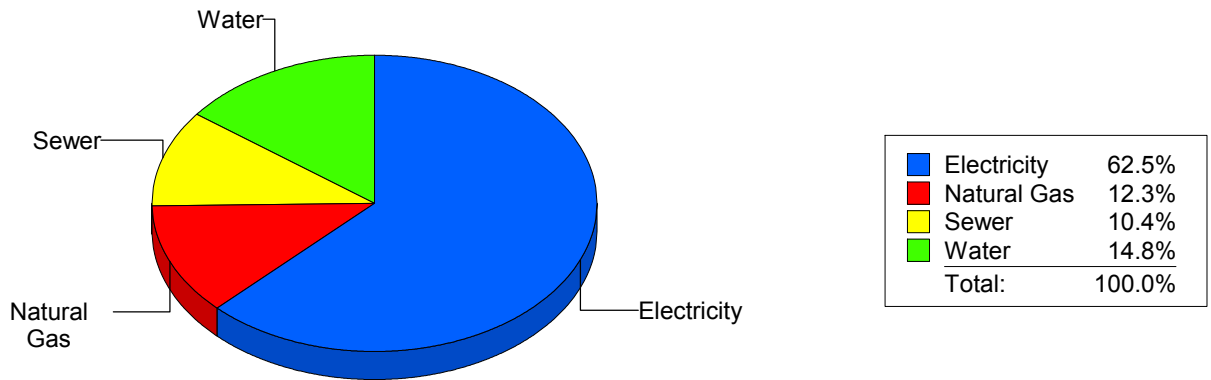
Cost Avoidance Program

**Cost Summary Graph**

Grouped by Energy Type

Energy Type	Use	Units	Meter Cost	Special Charges	Total Cost	Avg Unit Cost	% of Total Cost
<b>Site: ROBERTS ELEMENTARY - ROBERTS ELEMENTARY</b>							
Electricity	29,063	KWH	\$3,328.30	\$0.00	\$3,328.30	0.1145	62.47%
Natural Gas	751	CCF	\$654.52	\$0.00	\$654.52	0.8715	12.29%
Water	392	CCF	\$789.13	\$0.00	\$789.13	2.0131	14.81%
Sewer	287	CCF	\$555.82	\$0.00	\$555.82	1.9367	10.43%
<b>Total Cost:</b>			<b>\$5,327.77</b>	<b>\$0.00</b>	<b>\$5,327.77</b>		

For ROBERTS ELEMENTARY



*Filters: Cost Center Name Not Equal To DoNotReport; Billing Period Equal To 201403All Meter CodesAll Group Names*

**elpaso**

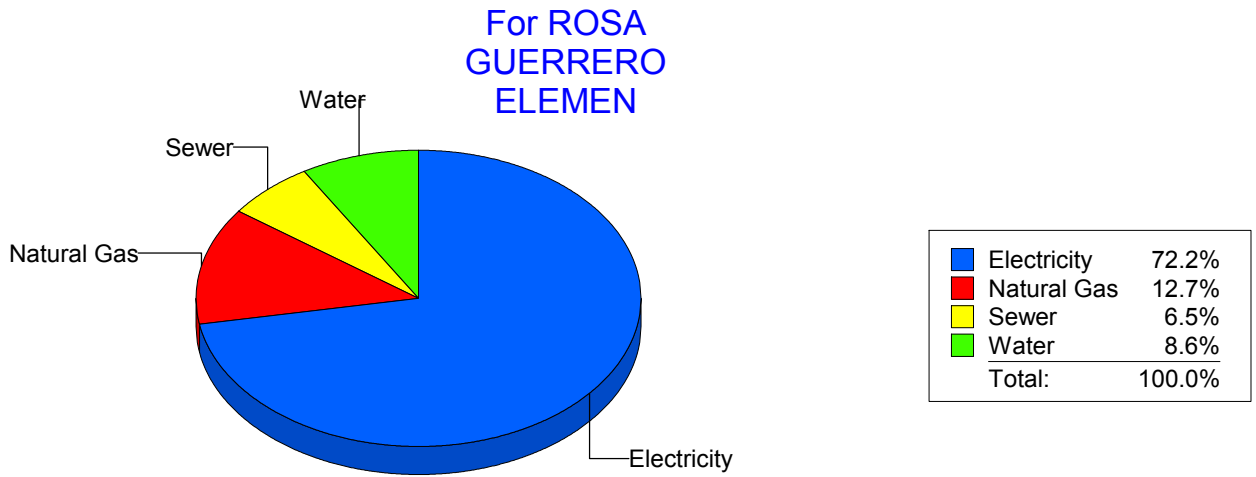
Energy CAP

Cost Avoidance Program

**Cost Summary Graph**

Grouped by Energy Type

Energy Type	Use	Units	Meter Cost	Special Charges	Total Cost	Avg Unit Cost	% of Total Cost
<b>Site: ROSA GUERRERO ELEMEN - ROSA GUERRERO ELEMEN</b>							
Electricity	31,280	KWH	\$4,700.81	\$0.00	\$4,700.81	0.1503	72.16%
Natural Gas	1,007	CCF	\$830.43	\$0.00	\$830.43	0.8247	12.75%
Water	250	CCF	\$563.04	\$0.00	\$563.04	2.2522	8.64%
Sewer	148	CCF	\$420.39	\$0.00	\$420.39	2.8405	6.45%
<b>Total Cost:</b>			<b>\$6,514.67</b>	<b>\$0.00</b>	<b>\$6,514.67</b>		



*Filters: Cost Center Name Not Equal To DoNotReport; Billing Period Equal To 201403All Meter CodesAll Group Names*

**el Paso**

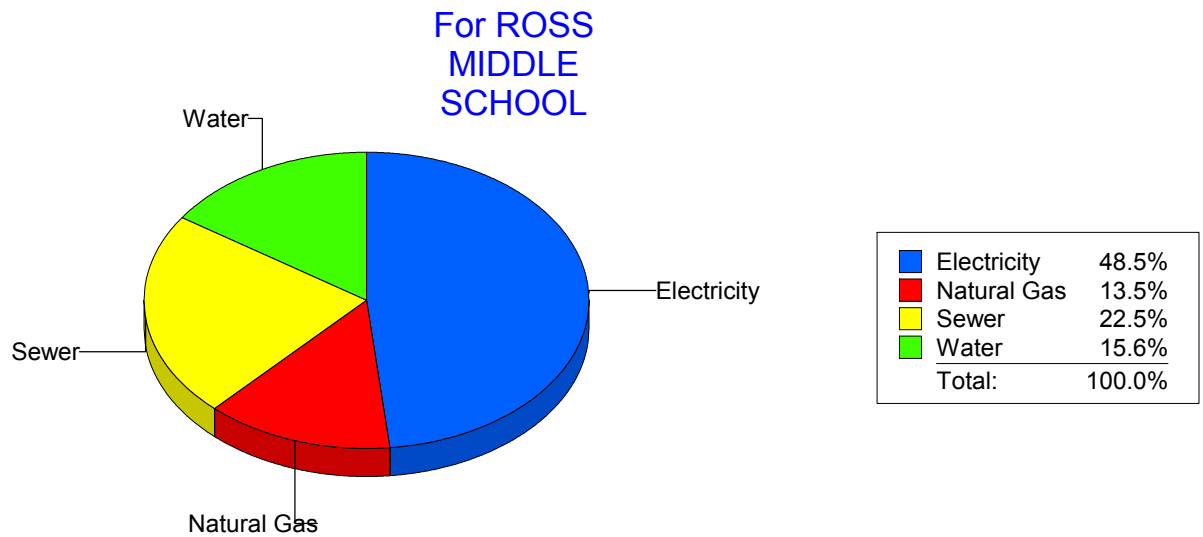
Energy CAP

Cost Avoidance Program

**Cost Summary Graph**

Grouped by Energy Type

Energy Type	Use	Units	Meter Cost	Special Charges	Total Cost	Avg Unit Cost	% of Total Cost
<b>Site: ROSS MIDDLE SCHOOL - ROSS MIDDLE SCHOOL</b>							
Electricity	43,777	KWH	\$5,044.84	\$0.00	\$5,044.84	0.1152	48.47%
Natural Gas	1,895	CCF	\$1,405.83	\$0.00	\$1,405.83	0.7419	13.51%
Water	952	CCF	\$1,620.51	\$0.00	\$1,620.51	1.7022	15.57%
Sewer	1,586	CCF	\$2,337.51	\$0.00	\$2,337.51	1.4738	22.46%
<b>Total Cost:</b>			<b>\$10,408.69</b>	<b>\$0.00</b>	<b>\$10,408.69</b>		



*Filters: Cost Center Name Not Equal To DoNotReport; Billing Period Equal To 201403All Meter CodesAll Group Names*

**elpaso**

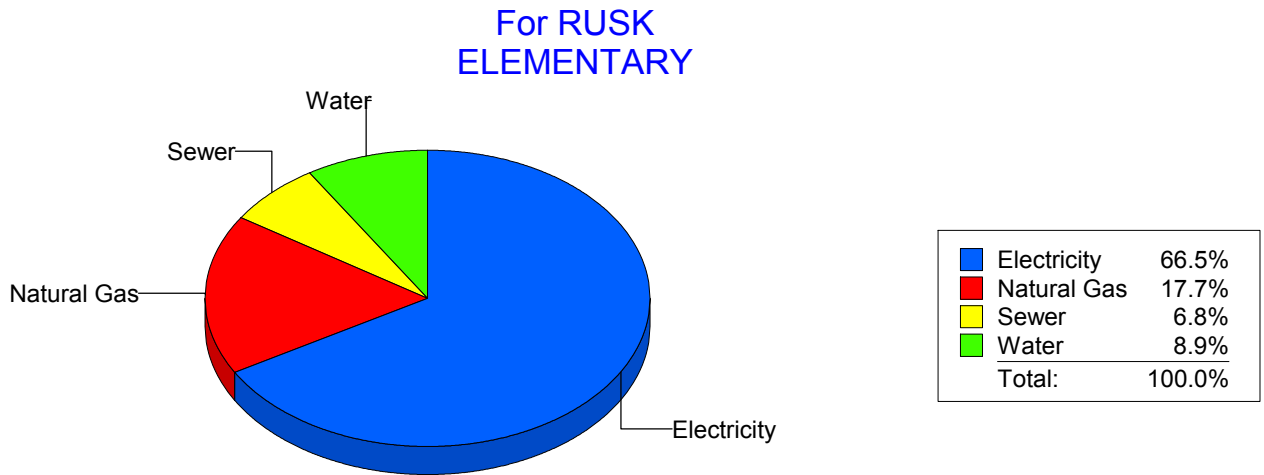
Energy CAP

Cost Avoidance Program

**Cost Summary Graph**

Grouped by Energy Type

Energy Type	Use	Units	Meter Cost	Special Charges	Total Cost	Avg Unit Cost	% of Total Cost
<b>Site: RUSK ELEMENTARY - RUSK ELEMENTARY</b>							
Electricity	19,394	KWH	\$2,407.07	\$0.00	\$2,407.07	0.1241	66.54%
Natural Gas	654	CCF	\$640.81	\$0.00	\$640.81	0.9798	17.71%
Water	113	CCF	\$323.31	\$0.00	\$323.31	2.8612	8.94%
Sewer	73	CCF	\$246.31	\$0.00	\$246.31	3.3741	6.81%
<b>Total Cost:</b>			<b>\$3,617.50</b>	<b>\$0.00</b>	<b>\$3,617.50</b>		



*Filters: Cost Center Name Not Equal To DoNotReport; Billing Period Equal To 201403All Meter CodesAll Group Names*



**el paso**

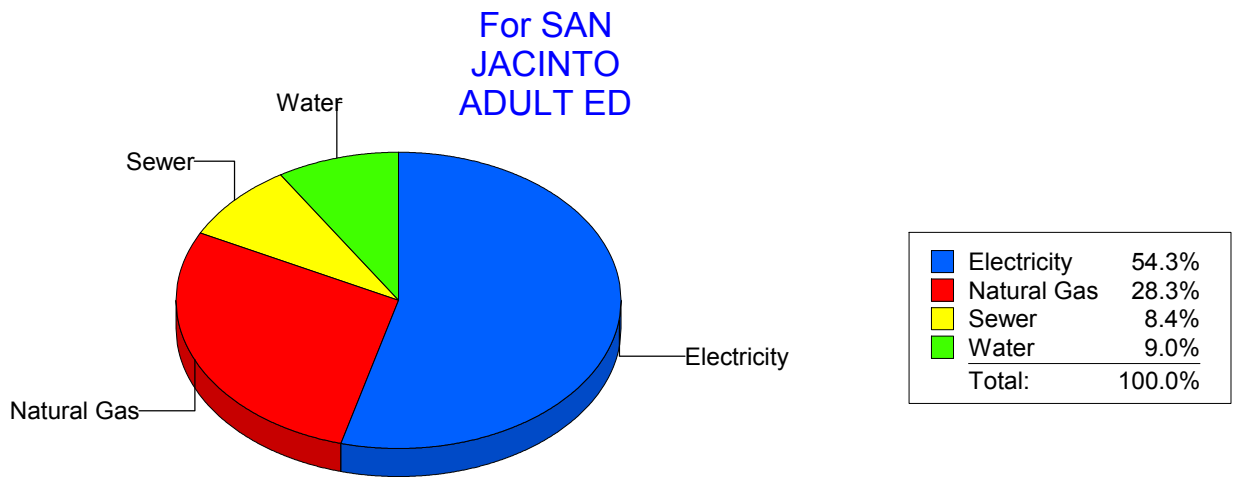
Energy CAP

Cost Avoidance Program

**Cost Summary Graph**

Grouped by Energy Type

Energy Type	Use	Units	Meter Cost	Special Charges	Total Cost	Avg Unit Cost	% of Total Cost
<b>Site: SAN JACINTO ADULT ED - SAN JACINTO ADULT ED</b>							
Electricity	5,000	KWH	\$664.62	\$0.00	\$664.62	0.1329	54.31%
Natural Gas	405	CCF	\$346.12	\$0.00	\$346.12	0.8546	28.28%
Water	27	CCF	\$109.85	\$0.00	\$109.85	4.0685	8.98%
Sewer	26	CCF	\$103.20	\$0.00	\$103.20	3.9692	8.43%
<b>Total Cost:</b>			<b>\$1,223.79</b>	<b>\$0.00</b>	<b>\$1,223.79</b>		



*Filters: Cost Center Name Not Equal To DoNotReport; Billing Period Equal To 201403All Meter CodesAll Group Names*

**elpaso**

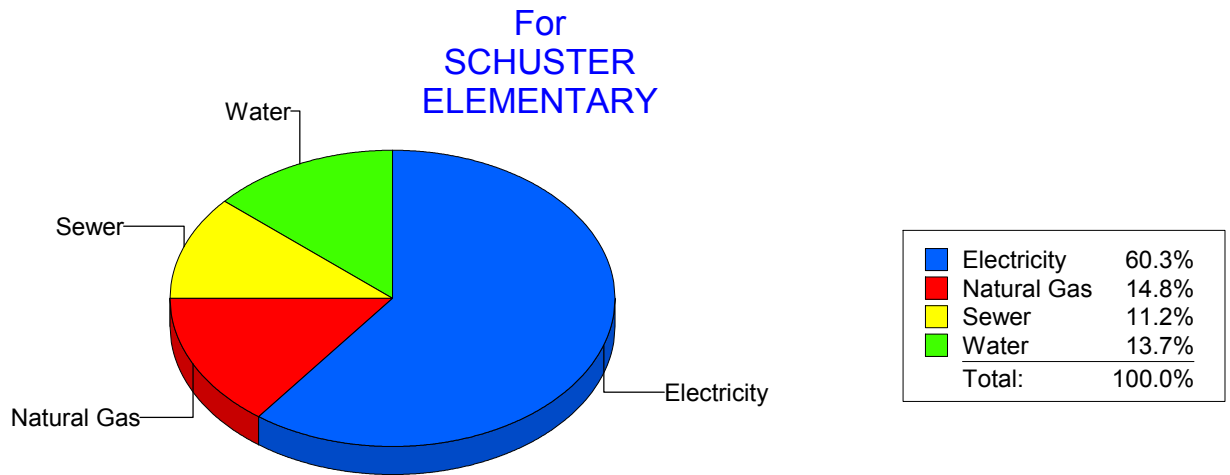
Energy CAP

Cost Avoidance Program

**Cost Summary Graph**

Grouped by Energy Type

Energy Type	Use	Units	Meter Cost	Special Charges	Total Cost	Avg Unit Cost	% of Total Cost
<b>Site: SCHUSTER ELEMENTARY - SCHUSTER ELEMENTARY</b>							
Electricity	15,278	KWH	\$1,778.88	\$0.00	\$1,778.88	0.1164	60.33%
Natural Gas	528	CCF	\$435.37	\$0.00	\$435.37	0.8246	14.77%
Water	216	CCF	\$404.69	\$0.00	\$404.69	1.8736	13.73%
Sewer	190	CCF	\$329.52	\$0.00	\$329.52	1.7343	11.18%
<b>Total Cost:</b>			<b>\$2,948.46</b>	<b>\$0.00</b>	<b>\$2,948.46</b>		



*Filters: Cost Center Name Not Equal To DoNotReport; Billing Period Equal To 201403All Meter CodesAll Group Names*

**elpaso**

Energy CAP

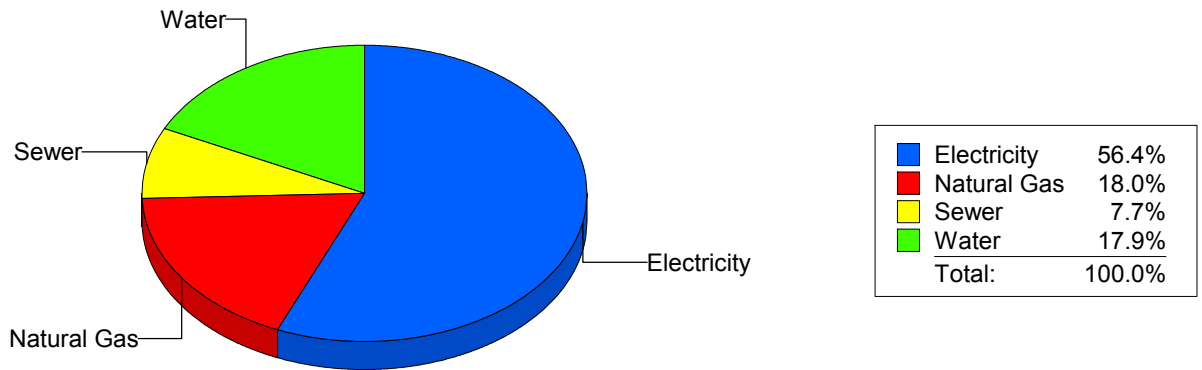
Cost Avoidance Program

**Cost Summary Graph**

Grouped by Energy Type

Energy Type	Use	Units	Meter Cost	Special Charges	Total Cost	Avg Unit Cost	% of Total Cost
<b>Site: STANTON ELEMENTARY - STANTON ELEMENTARY</b>							
Electricity	18,409	KWH	\$2,741.06	\$0.00	\$2,741.06	0.1489	56.37%
Natural Gas	1,075	CCF	\$876.23	\$0.00	\$876.23	0.8151	18.02%
Water	382	CCF	\$870.53	\$0.00	\$870.53	2.2789	17.90%
Sewer	184	CCF	\$374.75	\$0.00	\$374.75	2.0367	7.71%
<b>Total Cost:</b>			<b>\$4,862.57</b>	<b>\$0.00</b>	<b>\$4,862.57</b>		

For STANTON ELEMENTARY



*Filters: Cost Center Name Not Equal To DoNotReport; Billing Period Equal To 201403All Meter CodesAll Group Names*

**elpaso**

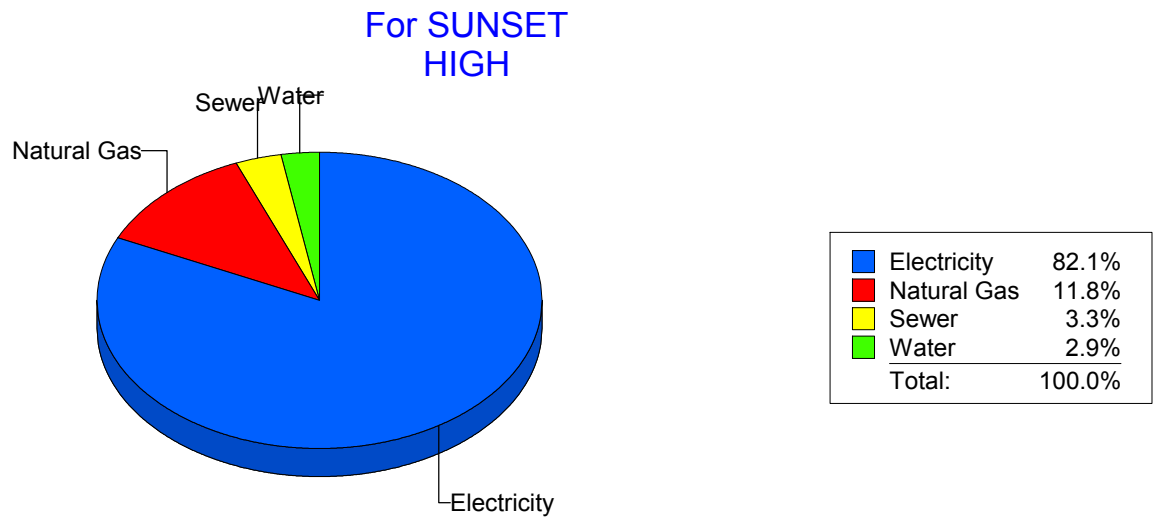
Energy CAP

Cost Avoidance Program

**Cost Summary Graph**

Grouped by Energy Type

Energy Type	Use	Units	Meter Cost	Special Charges	Total Cost	Avg Unit Cost	% of Total Cost
<b>Site: SUNSET HIGH - SUNSET HIGH</b>							
Electricity	16,640	KWH	\$2,148.07	\$0.00	\$2,148.07	0.1291	82.06%
Natural Gas	354	CCF	\$308.75	\$0.00	\$308.75	0.8722	11.80%
Water	5	CCF	\$75.53	\$0.00	\$75.53	15.1060	2.89%
Sewer	13	CCF	\$85.26	\$0.00	\$85.26	6.5585	3.26%
<b>Total Cost:</b>			<b>\$2,617.61</b>	<b>\$0.00</b>	<b>\$2,617.61</b>		



*Filters: Cost Center Name Not Equal To DoNotReport; Billing Period Equal To 201403All Meter CodesAll Group Names*

**elpaso**

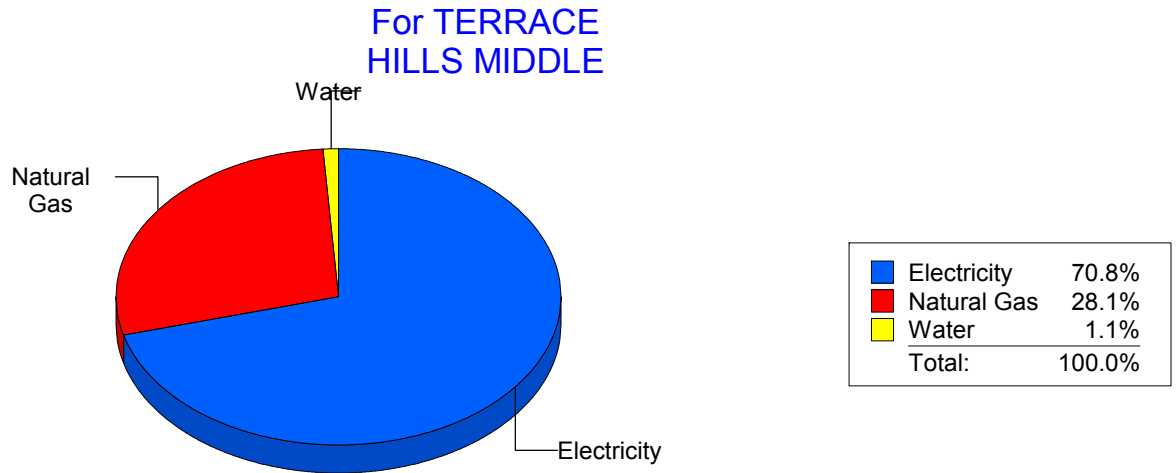
Energy CAP

Cost Avoidance Program

**Cost Summary Graph**

Grouped by Energy Type

Energy Type	Use	Units	Meter Cost	Special Charges	Total Cost	Avg Unit Cost	% of Total Cost
<b>Site: TERRACE HILLS MIDDLE - TERRACE HILLS MIDDLE</b>							
Electricity	21,300	KWH	\$2,608.16	\$0.00	\$2,608.16	0.1224	70.84%
Natural Gas	1,286	CCF	\$1,034.06	\$0.00	\$1,034.06	0.8041	28.09%
Water	0	CCF	\$39.32	\$0.00	\$39.32	0.0000	1.07%
<b>Total Cost:</b>			<b>\$3,681.54</b>	<b>\$0.00</b>	<b>\$3,681.54</b>		



*Filters: Cost Center Name Not Equal To DoNotReport; Billing Period Equal To 201403All Meter CodesAll Group Names*

**el paso**

Energy CAP

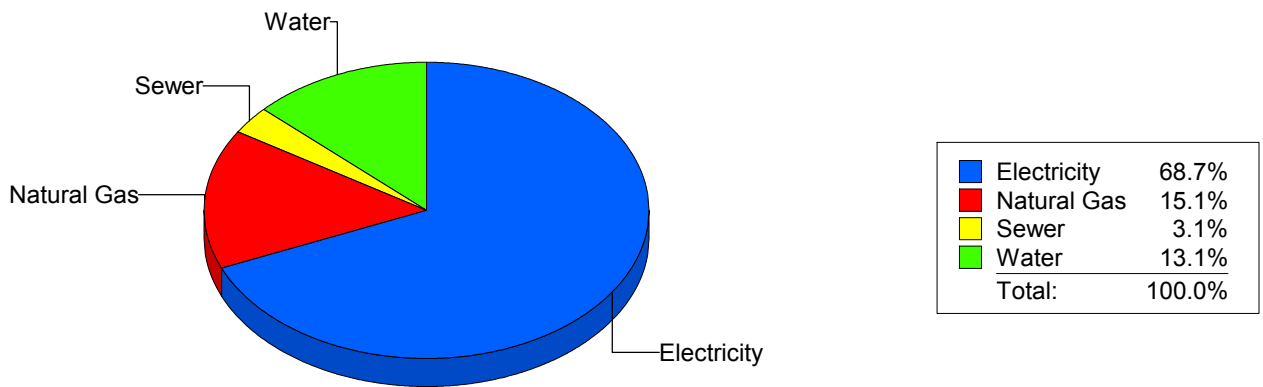
Cost Avoidance Program

**Cost Summary Graph**

Grouped by Energy Type

Energy Type	Use	Units	Meter Cost	Special Charges	Total Cost	Avg Unit Cost	% of Total Cost
<b>Site: TIPPIN - TIPPIN ELEMENTARY</b>							
Electricity	52,200	KWH	\$6,283.45	\$0.00	\$6,283.45	0.1204	68.65%
Natural Gas	1,865	CCF	\$1,384.23	\$0.00	\$1,384.23	0.7422	15.12%
Water	215	CCF	\$1,202.00	\$0.00	\$1,202.00	5.5907	13.13%
Sewer	97	CCF	\$282.69	\$0.00	\$282.69	2.9143	3.09%
<b>Total Cost:</b>			<b>\$9,152.37</b>	<b>\$0.00</b>	<b>\$9,152.37</b>		

For TIPPIN ELEMENTARY



*Filters: Cost Center Name Not Equal To DoNotReport; Billing Period Equal To 201403All Meter CodesAll Group Names*

**elpaso**

Energy CAP

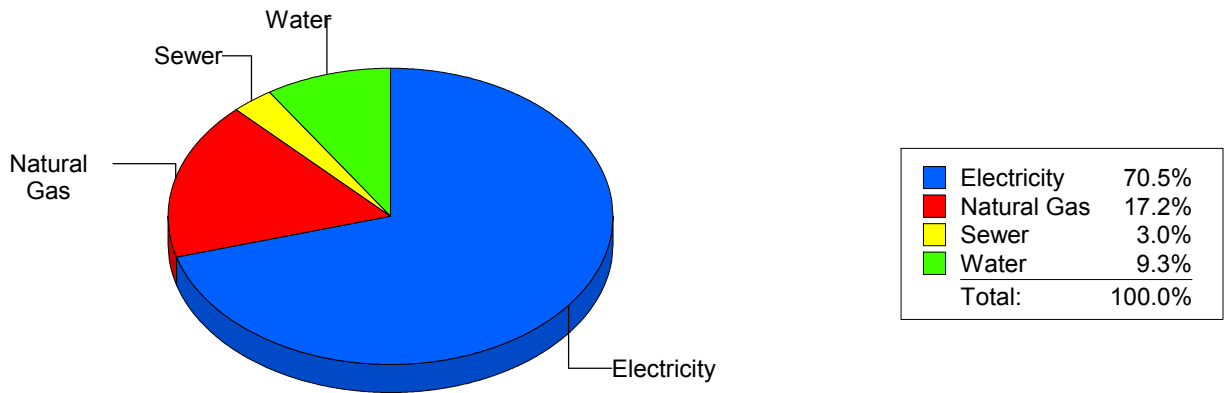
Cost Avoidance Program

**Cost Summary Graph**

Grouped by Energy Type

Energy Type	Use	Units	Meter Cost	Special Charges	Total Cost	Avg Unit Cost	% of Total Cost
<b>Site: TOMLEA - TOM LEA</b>							
Electricity	49,120	KWH	\$6,129.57	\$0.00	\$6,129.57	0.1248	70.51%
Natural Gas	2,025	CCF	\$1,498.11	\$0.00	\$1,498.11	0.7398	17.23%
Water	212	CCF	\$805.48	\$0.00	\$805.48	3.7994	9.27%
Sewer	81	CCF	\$260.61	\$0.00	\$260.61	3.2174	3.00%
<b>Total Cost:</b>			<b>\$8,693.77</b>	<b>\$0.00</b>	<b>\$8,693.77</b>		

For TOM LEA



*Filters: Cost Center Name Not Equal To DoNotReport; Billing Period Equal To 201403All Meter CodesAll Group Names*

**el paso**

Energy CAP

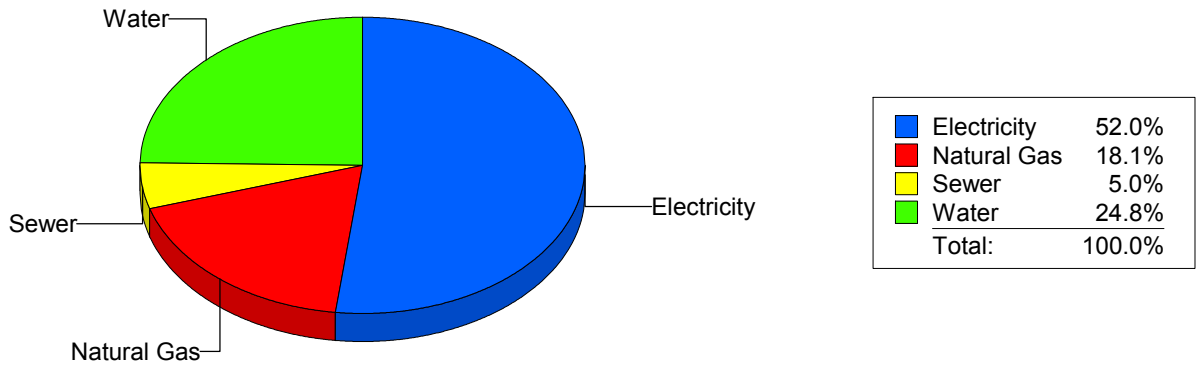
Cost Avoidance Program

**Cost Summary Graph**

Grouped by Energy Type

Energy Type	Use	Units	Meter Cost	Special Charges	Total Cost	Avg Unit Cost	% of Total Cost
<b>Site: TRAVIS ELEMENTARY SC - TRAVIS ELEMENTARY SC</b>							
Electricity	18,723	KWH	\$2,205.68	\$0.00	\$2,205.68	0.1178	52.03%
Natural Gas	910	CCF	\$768.60	\$0.00	\$768.60	0.8446	18.13%
Water	234	CCF	\$1,053.25	\$0.00	\$1,053.25	4.5011	24.84%
Sewer	66	CCF	\$211.91	\$0.00	\$211.91	3.2108	5.00%
<b>Total Cost:</b>			<b>\$4,239.44</b>	<b>\$0.00</b>	<b>\$4,239.44</b>		

For TRAVIS  
ELEMENTARY  
SC



*Filters: Cost Center Name Not Equal To DoNotReport; Billing Period Equal To 201403All Meter CodesAll Group Names*



**elpaso**

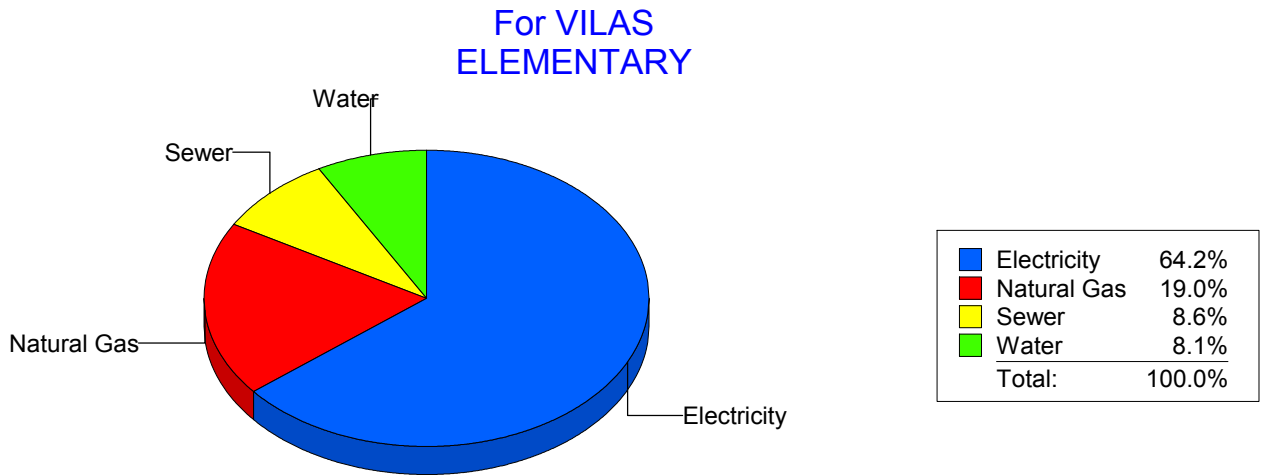
Energy CAP

Cost Avoidance Program

**Cost Summary Graph**

Grouped by Energy Type

Energy Type	Use	Units	Meter Cost	Special Charges	Total Cost	Avg Unit Cost	% of Total Cost
<b>Site: VILAS ELEMENTARY - VILAS ELEMENTARY</b>							
Electricity	20,103	KWH	\$3,171.68	\$0.00	\$3,171.68	0.1578	64.21%
Natural Gas	1,088	CCF	\$939.40	\$0.00	\$939.40	0.8634	19.02%
Water	84	CCF	\$401.96	\$0.00	\$401.96	4.7852	8.14%
Sewer	114	CCF	\$426.60	\$0.00	\$426.60	3.7421	8.64%
<b>Total Cost:</b>			<b>\$4,939.64</b>	<b>\$0.00</b>	<b>\$4,939.64</b>		



*Filters: Cost Center Name Not Equal To DoNotReport; Billing Period Equal To 201403All Meter CodesAll Group Names*

**elpaso**

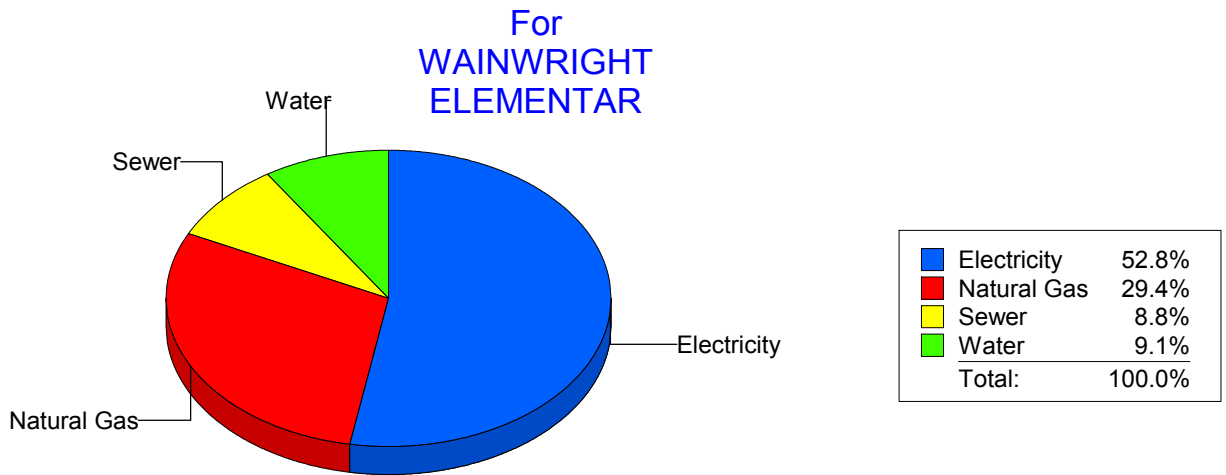
Energy CAP

Cost Avoidance Program

**Cost Summary Graph**

Grouped by Energy Type

Energy Type	Use	Units	Meter Cost	Special Charges	Total Cost	Avg Unit Cost	% of Total Cost
<b>Site: WAINWRIGHT ELEMENTAR - WAINWRIGHT ELEMENTAR</b>							
Electricity	8,629	KWH	\$1,077.78	\$0.00	\$1,077.78	0.1249	52.78%
Natural Gas	684	CCF	\$599.94	\$0.00	\$599.94	0.8771	29.38%
Water	32	CCF	\$185.38	\$0.00	\$185.38	5.7931	9.08%
Sewer	32	CCF	\$178.74	\$0.00	\$178.74	5.5856	8.75%
<b>Total Cost:</b>			<b>\$2,041.84</b>	<b>\$0.00</b>	<b>\$2,041.84</b>		



*Filters: Cost Center Name Not Equal To DoNotReport; Billing Period Equal To 201403All Meter CodesAll Group Names*

**elpaso**

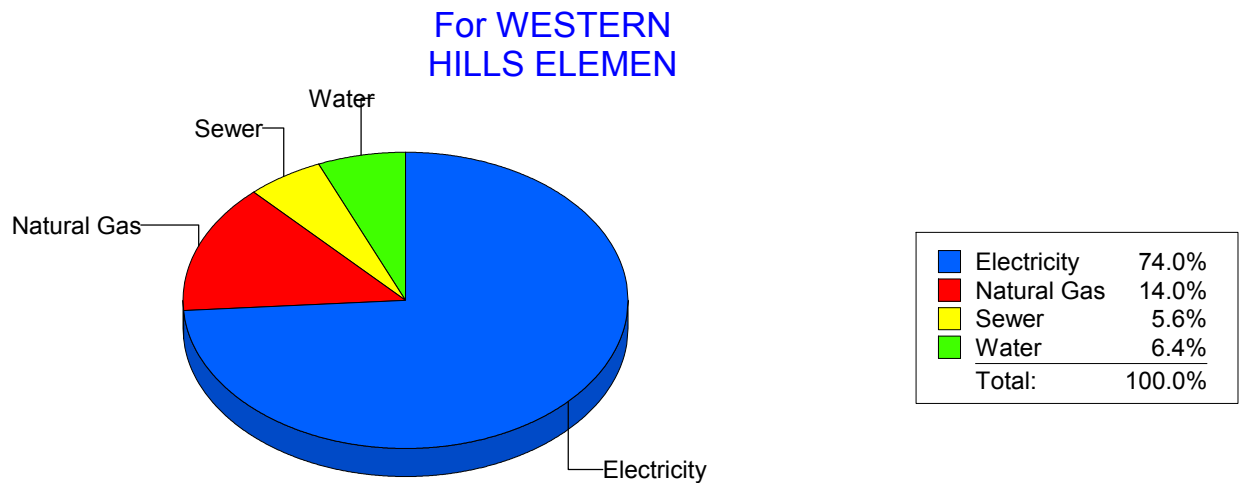
Energy CAP

Cost Avoidance Program

**Cost Summary Graph**

Grouped by Energy Type

Energy Type	Use	Units	Meter Cost	Special Charges	Total Cost	Avg Unit Cost	% of Total Cost
<b>Site: WESTERN HILLS ELEMEN - WESTERN HILLS ELEMEN</b>							
Electricity	34,680	KWH	\$4,249.88	\$0.00	\$4,249.88	0.1225	73.97%
Natural Gas	1,046	CCF	\$803.10	\$0.00	\$803.10	0.7678	13.98%
Water	91	CCF	\$368.22	\$0.00	\$368.22	4.0464	6.41%
Sewer	69	CCF	\$324.45	\$0.00	\$324.45	4.7022	5.65%
<b>Total Cost:</b>			<b>\$5,745.65</b>	<b>\$0.00</b>	<b>\$5,745.65</b>		



*Filters: Cost Center Name Not Equal To DoNotReport; Billing Period Equal To 201403All Meter CodesAll Group Names*

**elpaso**

Energy CAP

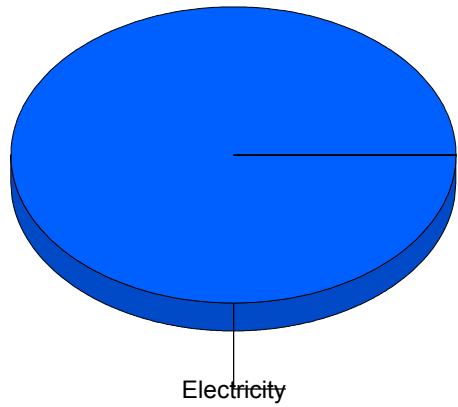
Cost Avoidance Program

**Cost Summary Graph**

Grouped by Energy Type

Energy Type	Use	Units	Meter Cost	Special Charges	Total Cost	Avg Unit Cost	% of Total Cost
Site: WESTSIDE TRANSPORTAT - WESTSIDE TRANSPORTAT							
Electricity	2,254	KWH	\$274.59	\$0.00	\$274.59	0.1218	100.00%
<b>Total Cost:</b>			<b>\$274.59</b>	<b>\$0.00</b>	<b>\$274.59</b>		

For WESTSIDE TRANSPORTAT



Electricity	100.0%
Total:	100.0%

*Filters: Cost Center Name Not Equal To DoNotReport; Billing Period Equal To 201403All Meter CodesAll Group Names*

**elpaso**

Energy CAP

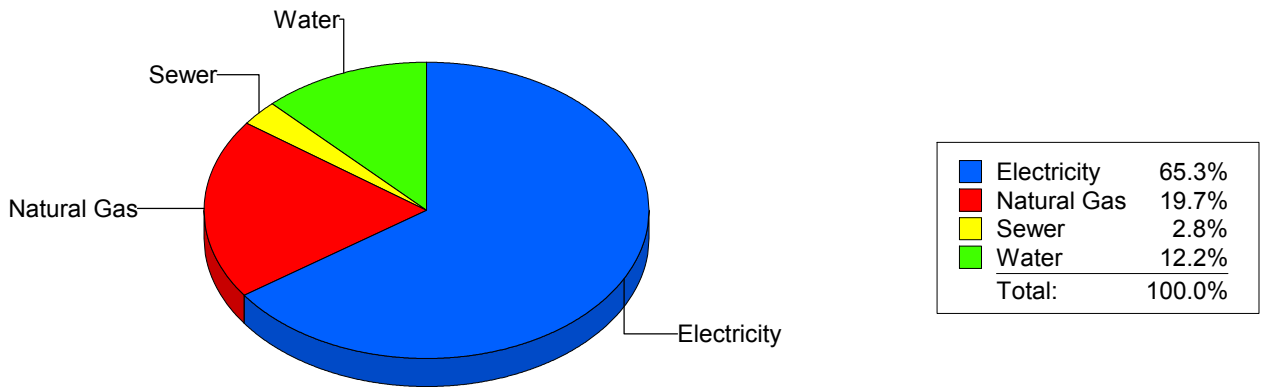
Cost Avoidance Program

**Cost Summary Graph**

Grouped by Energy Type

Energy Type	Use	Units	Meter Cost	Special Charges	Total Cost	Avg Unit Cost	% of Total Cost
<b>Site: WHITAKER ELEMENTARY - WHITAKER ELEMENTARY</b>							
Electricity	59,160	KWH	\$6,068.22	\$0.00	\$6,068.22	0.1026	65.30%
Natural Gas	2,496	CCF	\$1,832.46	\$0.00	\$1,832.46	0.7342	19.72%
Water	393	CCF	\$1,129.31	\$0.00	\$1,129.31	2.8736	12.15%
Sewer	83	CCF	\$263.37	\$0.00	\$263.37	3.1731	2.83%
<b>Total Cost:</b>			<b>\$9,293.36</b>	<b>\$0.00</b>	<b>\$9,293.36</b>		

For WHITAKER ELEMENTARY



*Filters: Cost Center Name Not Equal To DoNotReport; Billing Period Equal To 201403All Meter CodesAll Group Names*

**elpaso**

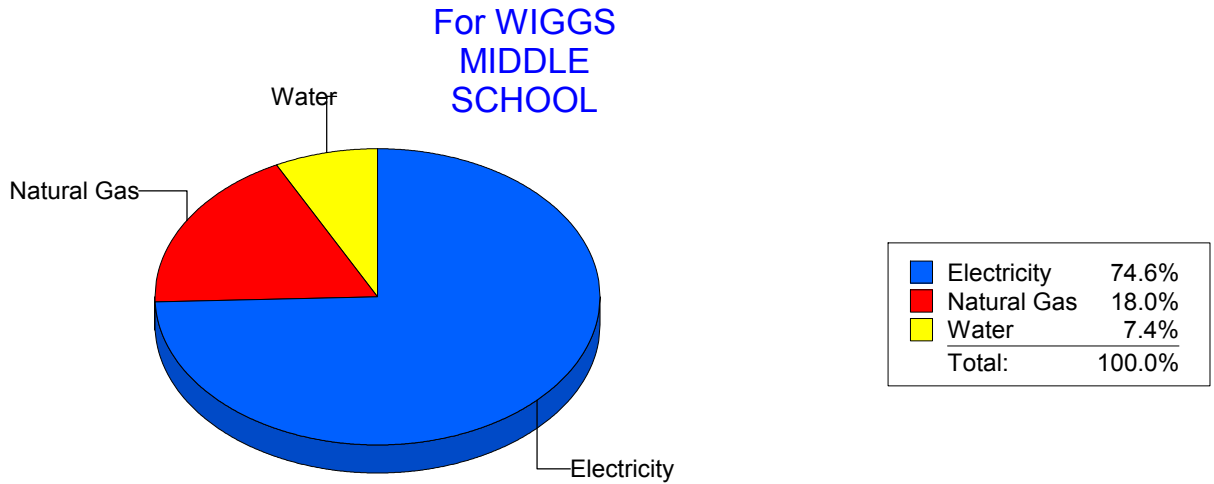
Energy CAP

Cost Avoidance Program

**Cost Summary Graph**

Grouped by Energy Type

Energy Type	Use	Units	Meter Cost	Special Charges	Total Cost	Avg Unit Cost	% of Total Cost
<b>Site: WIGGS MIDDLE SCHOOL - WIGGS MIDDLE SCHOOL</b>							
Electricity	41,280	KWH	\$4,894.31	\$0.00	\$4,894.31	0.1186	74.58%
Natural Gas	1,583	CCF	\$1,184.31	\$0.00	\$1,184.31	0.7481	18.05%
Water	114	CCF	\$484.03	\$0.00	\$484.03	4.2459	7.38%
<b>Total Cost:</b>			<b>\$6,562.65</b>	<b>\$0.00</b>	<b>\$6,562.65</b>		



*Filters: Cost Center Name Not Equal To DoNotReport; Billing Period Equal To 201403All Meter CodesAll Group Names*

**el paso**

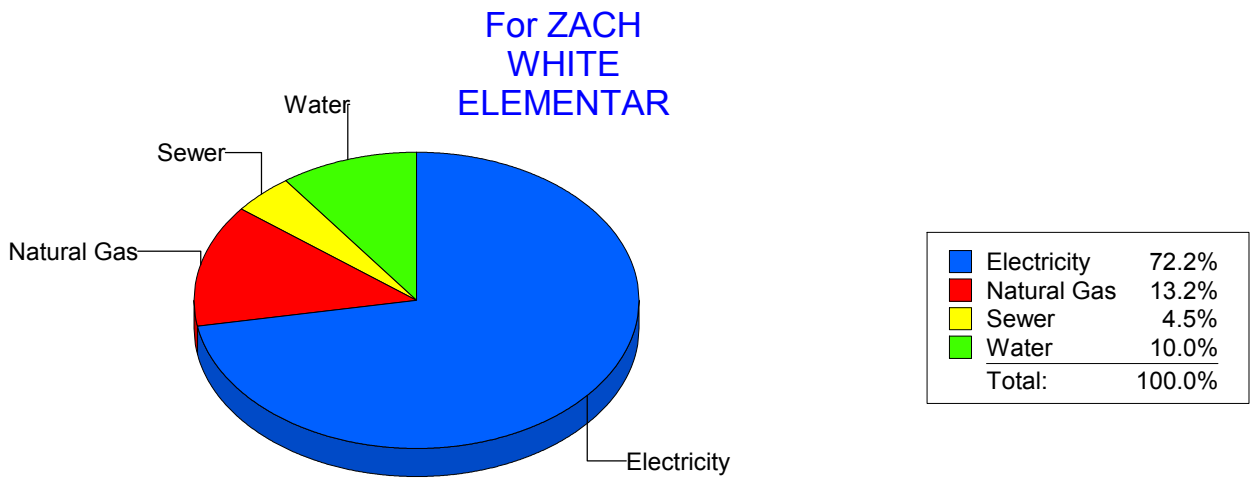
Energy CAP

Cost Avoidance Program

**Cost Summary Graph**

Grouped by Energy Type

Energy Type	Use	Units	Meter Cost	Special Charges	Total Cost	Avg Unit Cost	% of Total Cost
<b>Site: ZACH WHITE ELEMENTAR - ZACH WHITE ELEMENTAR</b>							
Electricity	40,200	KWH	\$6,221.66	\$0.00	\$6,221.66	0.1548	72.22%
Natural Gas	1,448	CCF	\$1,141.29	\$0.00	\$1,141.29	0.7882	13.25%
Water	240	CCF	\$864.96	\$0.00	\$864.96	3.6040	10.04%
Sewer	183	CCF	\$387.18	\$0.00	\$387.18	2.1157	4.49%
<b>Total Cost:</b>			<b>\$8,615.09</b>	<b>\$0.00</b>	<b>\$8,615.09</b>		



*Filters: Cost Center Name Not Equal To DoNotReport; Billing Period Equal To 201403All Meter CodesAll Group Names*

**elpaso**

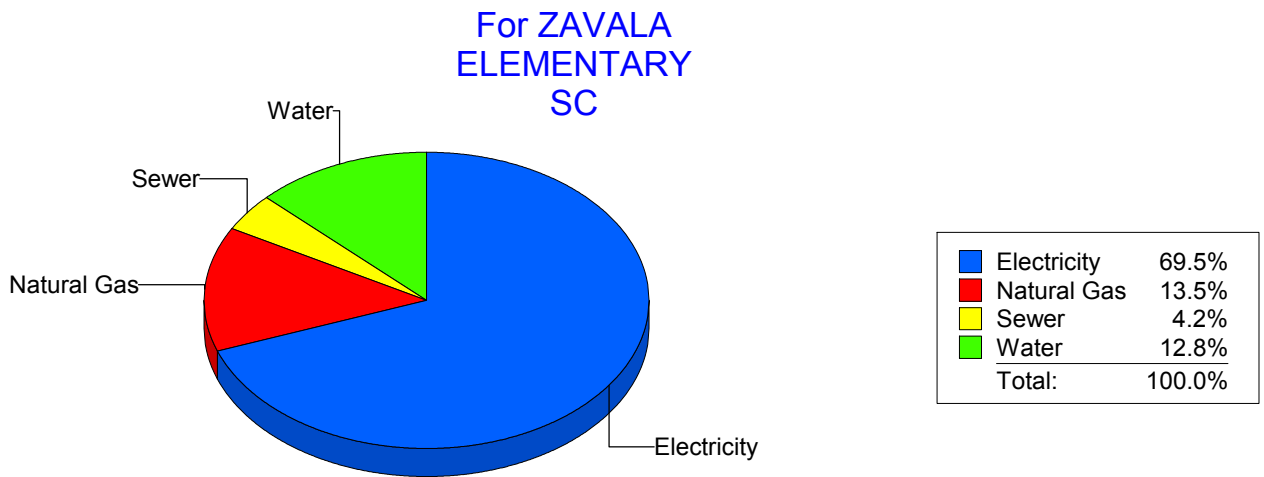
Energy CAP

Cost Avoidance Program

**Cost Summary Graph**

Grouped by Energy Type

Energy Type	Use	Units	Meter Cost	Special Charges	Total Cost	Avg Unit Cost	% of Total Cost
<b>Site: ZAVALA ELEMENTARY SC - ZAVALA ELEMENTARY SC</b>							
Electricity	21,750	KWH	\$2,150.09	\$0.00	\$2,150.09	0.0989	69.47%
Natural Gas	502	CCF	\$416.91	\$0.00	\$416.91	0.8305	13.47%
Water	109	CCF	\$397.19	\$0.00	\$397.19	3.6439	12.83%
Sewer	46	CCF	\$130.80	\$0.00	\$130.80	2.8435	4.23%
<b>Total Cost:</b>			<b>\$3,094.99</b>	<b>\$0.00</b>	<b>\$3,094.99</b>		



*Filters: Cost Center Name Not Equal To DoNotReport; Billing Period Equal To 201403All Meter CodesAll Group Names*



**elpaso**

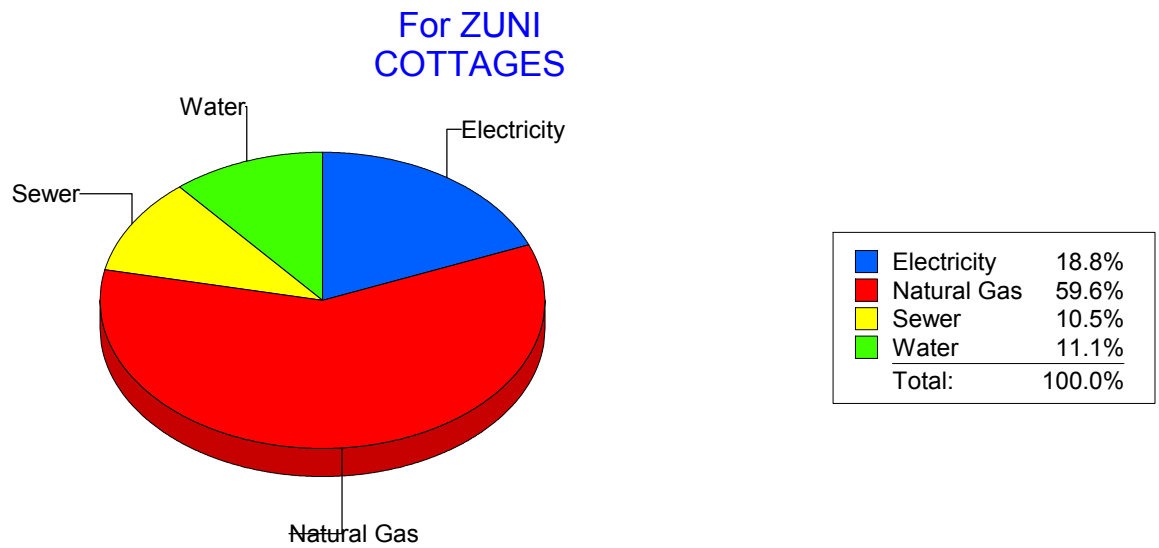
Energy CAP

Cost Avoidance Program

**Cost Summary Graph**

Grouped by Energy Type

Energy Type	Use	Units	Meter Cost	Special Charges	Total Cost	Avg Unit Cost	% of Total Cost
<b>Site: ZUNI COTTAGES - ZUNI COTTAGES</b>							
Electricity		45 KWH	\$39.21	\$0.00	\$39.21	0.8713	18.82%
Natural Gas		0 CCF	\$124.08	\$0.00	\$124.08	0.0000	59.57%
Water		0 CCF	\$23.14	\$0.00	\$23.14	0.0000	11.11%
Sewer		0 CCF	\$21.86	\$0.00	\$21.86	0.0000	10.49%
<b>Total Cost:</b>			<b>\$208.29</b>	<b>\$0.00</b>	<b>\$208.29</b>		



*Filters: Cost Center Name Not Equal To DoNotReport; Billing Period Equal To 201403All Meter CodesAll Group Names*

**el paso**

Energy CAP

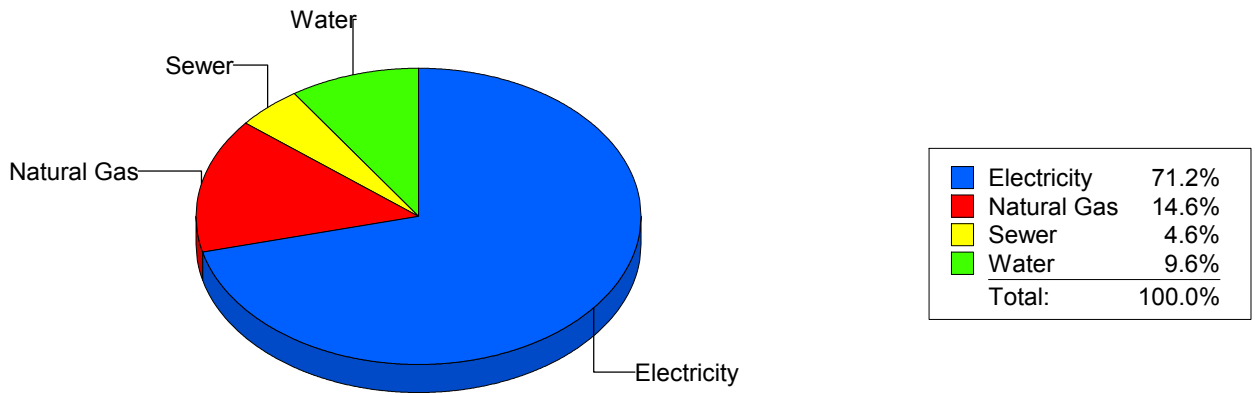
Cost Avoidance Program

**Cost Summary Graph**

Grouped by Energy Type

Energy Type	Use	Units	Meter Cost	Special Charges	Total Cost	Avg Unit Cost	% of Total Cost
<b>All Sites</b>							
Electricity	4,641,711	KWH	\$688,281.21	\$0.00	\$688,281.21	0.1483	71.24%
Natural Gas	183,597	CCF	\$140,886.34	\$0.00	\$140,886.34	0.7674	14.58%
Water	34,630	CCF	\$92,329.87	\$0.00	\$92,329.87	2.6662	9.56%
Sewer	18,007	CCF	\$44,605.18	\$0.00	\$44,605.18	2.4771	4.62%
<b>Total Cost:</b>			<b>\$966,102.60</b>	<b>\$0.00</b>	<b>\$966,102.60</b>		

For All Sites



*Filters: Cost Center Name Not Equal To DoNotReport; Billing Period Equal To 201403All Meter CodesAll Group Names*