

elpaso

Energy CAP

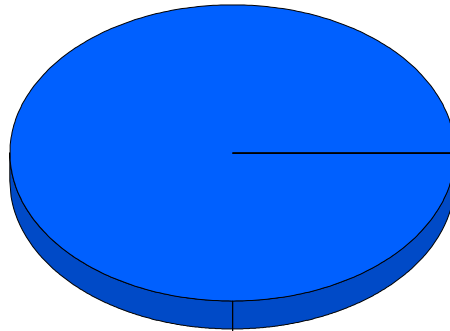
Cost Avoidance Program

Cost Summary Graph

Grouped by Energy Type

Energy Type	Use	Units	Meter Cost	Special Charges	Total Cost	Avg Unit Cost	% of Total Cost
Site: ALAMO ELEMENTARY SCH - ALAMO ELEMENTARY SCH							
Electricity	10,250	KWH	\$959.80	\$0.00	\$959.80	0.0936	100.00%
Total Cost:			\$959.80	\$0.00	\$959.80		

For ALAMO
ELEMENTARY
SCH



Electricity	100.0%
Total:	100.0%

Filters: Cost Center Name Not Equal To DoNotReport; Billing Period Equal To 201304All Meter CodesAll Group Names

elpaso

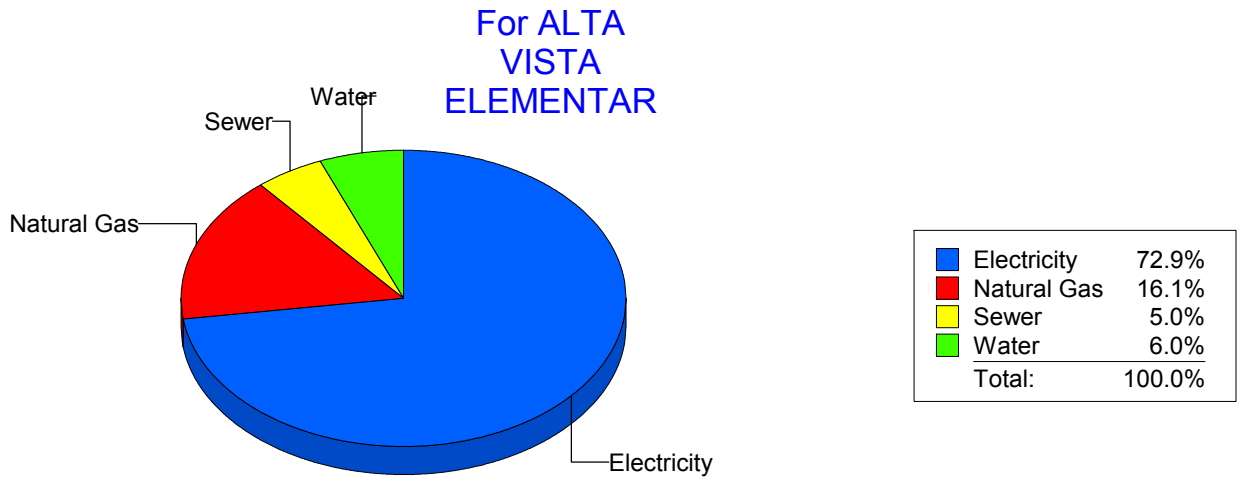
Energy CAP

Cost Avoidance Program

Cost Summary Graph

Grouped by Energy Type

Energy Type	Use	Units	Meter Cost	Special Charges	Total Cost	Avg Unit Cost	% of Total Cost
Site: ALTA VISTA ELEMENTAR - ALTA VISTA ELEMENTAR							
Electricity	31,500	KWH	\$3,062.63	\$0.00	\$3,062.63	0.0972	72.85%
Natural Gas	1,031	CCF	\$677.03	\$0.00	\$677.03	0.6567	16.10%
Water	119	CCF	\$253.37	\$0.00	\$253.37	2.1292	6.03%
Sewer	104	CCF	\$210.84	\$0.00	\$210.84	2.0273	5.02%
Total Cost:			\$4,203.87	\$0.00	\$4,203.87		



Filters: Cost Center Name Not Equal To DoNotReport; Billing Period Equal To 201304All Meter CodesAll Group Names

elpaso

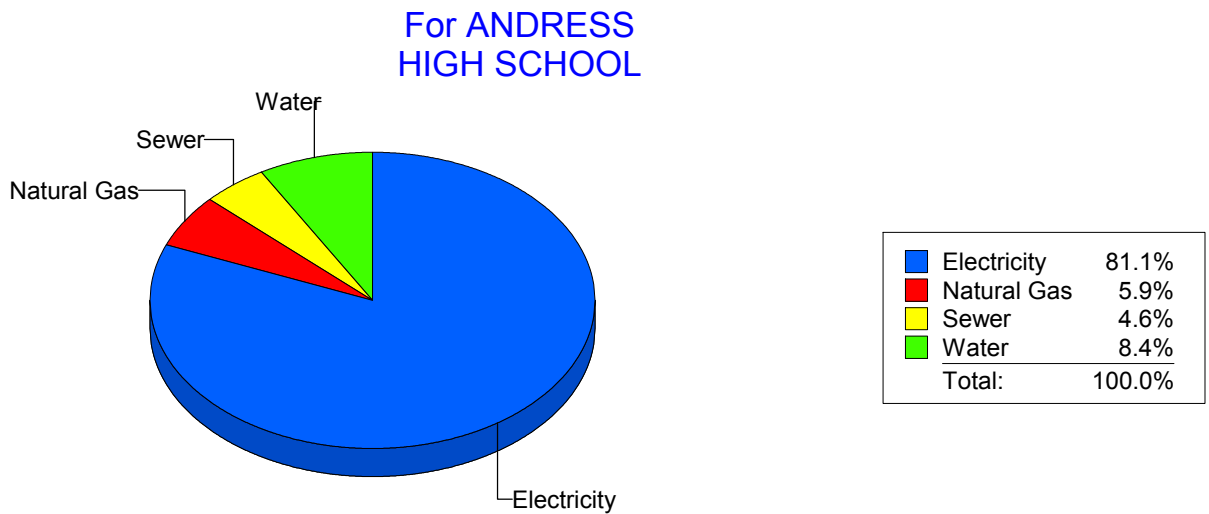
Energy CAP

Cost Avoidance Program

Cost Summary Graph

Grouped by Energy Type

Energy Type	Use	Units	Meter Cost	Special Charges	Total Cost	Avg Unit Cost	% of Total Cost
Site: ANDRESS HIGH SCHOOL - ANDRESS HIGH SCHOOL							
Electricity	151,576	KWH	\$18,398.62	\$0.00	\$18,398.62	0.1214	81.05%
Natural Gas	2,097	CCF	\$1,334.15	\$0.00	\$1,334.15	0.6362	5.88%
Water	1,111	CCF	\$1,917.31	\$0.00	\$1,917.31	1.7258	8.45%
Sewer	653	CCF	\$1,049.97	\$0.00	\$1,049.97	1.6079	4.63%
Total Cost:			\$22,700.05	\$0.00	\$22,700.05		

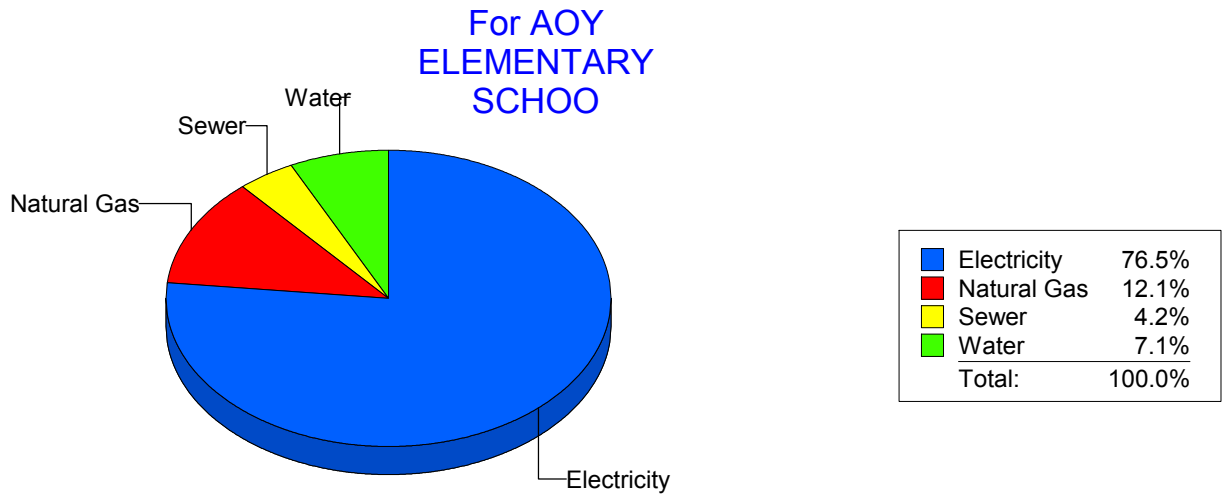


Filters: Cost Center Name Not Equal To DoNotReport; Billing Period Equal To 201304All Meter CodesAll Group Names

Cost Summary Graph

Grouped by Energy Type

Energy Type	Use	Units	Meter Cost	Special Charges	Total Cost	Avg Unit Cost	% of Total Cost
Site: AOY ELEMENTARY SCHOO - AOY ELEMENTARY SCHOO							
Electricity	73,350	KWH	\$7,566.37	\$0.00	\$7,566.37	0.1032	76.54%
Natural Gas	1,934	CCF	\$1,199.57	\$0.00	\$1,199.57	0.6203	12.14%
Water	169	CCF	\$701.03	\$0.00	\$701.03	4.1481	7.09%
Sewer	98	CCF	\$417.98	\$0.00	\$417.98	4.2651	4.23%
Total Cost:			\$9,884.95	\$0.00	\$9,884.95		



Filters: Cost Center Name Not Equal To DoNotReport; Billing Period Equal To 201304All Meter CodesAll Group Names

elpaso

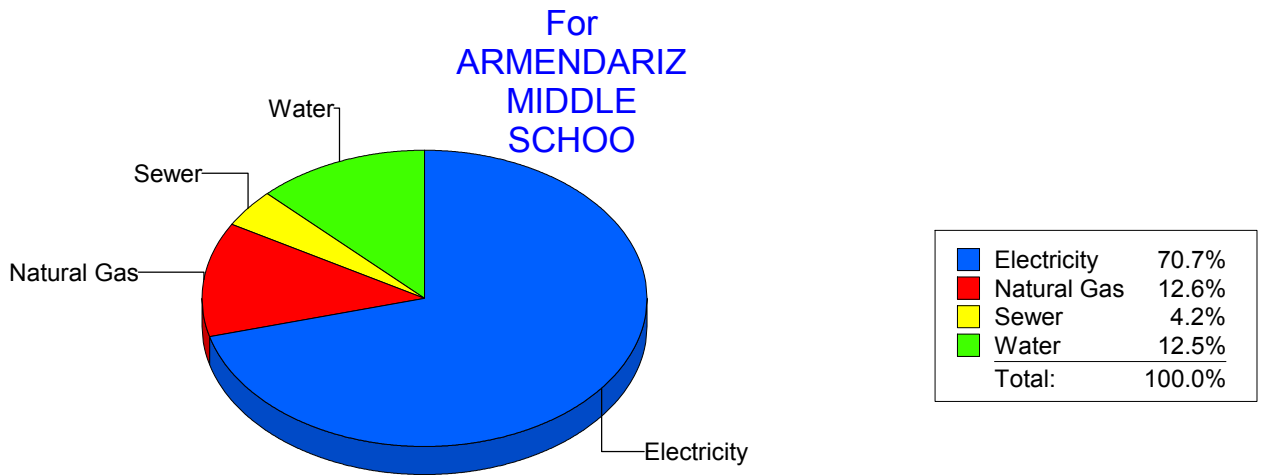
Energy CAP

Cost Avoidance Program

Cost Summary Graph

Grouped by Energy Type

Energy Type	Use	Units	Meter Cost	Special Charges	Total Cost	Avg Unit Cost	% of Total Cost
Site: ARMENDARIZ MIDDLE SCHOO - ARMENDARIZ MIDDLE SCHOO							
Electricity	85,500	KWH	\$7,483.44	\$0.00	\$7,483.44	0.0875	70.75%
Natural Gas	2,228	CCF	\$1,328.49	\$0.00	\$1,328.49	0.5963	12.56%
Water	560	CCF	\$1,323.67	\$0.00	\$1,323.67	2.3637	12.51%
Sewer	154	CCF	\$441.75	\$0.00	\$441.75	2.8685	4.18%
Total Cost:			\$10,577.35	\$0.00	\$10,577.35		



Filters: Cost Center Name Not Equal To DoNotReport; Billing Period Equal To 201304All Meter CodesAll Group Names

elpaso

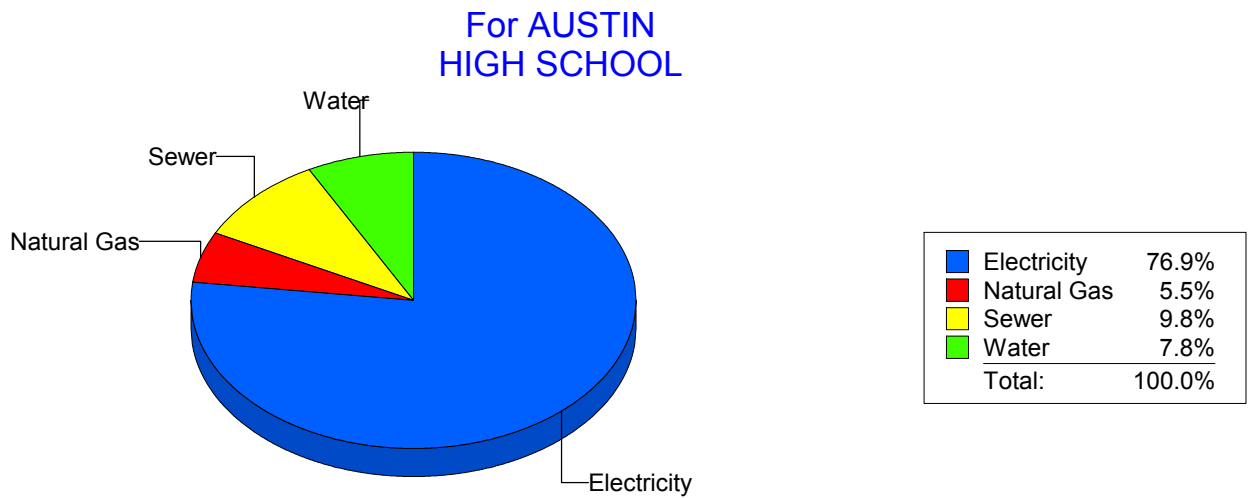
Energy CAP

Cost Avoidance Program

Cost Summary Graph

Grouped by Energy Type

Energy Type	Use	Units	Meter Cost	Special Charges	Total Cost	Avg Unit Cost	% of Total Cost
Site: AUSTIN HIGH SCHOOL - AUSTIN HIGH SCHOOL							
Electricity	169,864	KWH	\$15,296.66	\$0.00	\$15,296.66	0.0901	76.88%
Natural Gas	1,690	CCF	\$1,096.60	\$0.00	\$1,096.60	0.6489	5.51%
Water	522	CCF	\$1,546.53	\$0.00	\$1,546.53	2.9627	7.77%
Sewer	988	CCF	\$1,956.54	\$0.00	\$1,956.54	1.9803	9.83%
Total Cost:			\$19,896.33	\$0.00	\$19,896.33		



Filters: Cost Center Name Not Equal To DoNotReport; Billing Period Equal To 201304All Meter CodesAll Group Names

elpaso

Energy CAP

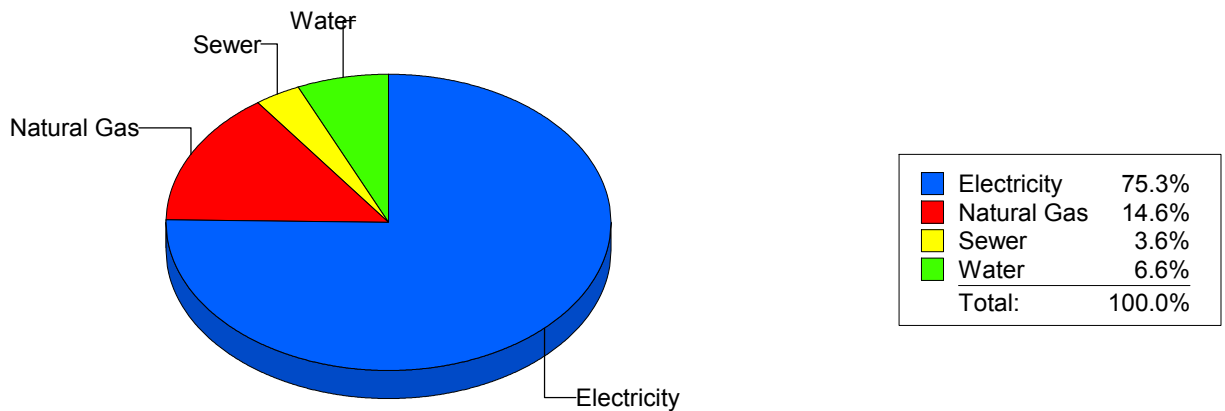
Cost Avoidance Program

Cost Summary Graph

Grouped by Energy Type

Energy Type	Use	Units	Meter Cost	Special Charges	Total Cost	Avg Unit Cost	% of Total Cost
Site: BARRON - BARRON							
Electricity	69,902	KWH	\$7,157.72	\$0.00	\$7,157.72	0.1024	75.29%
Natural Gas	2,255	CCF	\$1,386.60	\$0.00	\$1,386.60	0.6149	14.59%
Water	103	CCF	\$623.44	\$0.00	\$623.44	6.0528	6.56%
Sewer	61	CCF	\$338.55	\$0.00	\$338.55	5.5500	3.56%
Total Cost:			\$9,506.31	\$0.00	\$9,506.31		

For BARRON



Filters: Cost Center Name Not Equal To DoNotReport; Billing Period Equal To 201304All Meter CodesAll Group Names

el Paso

Energy CAP

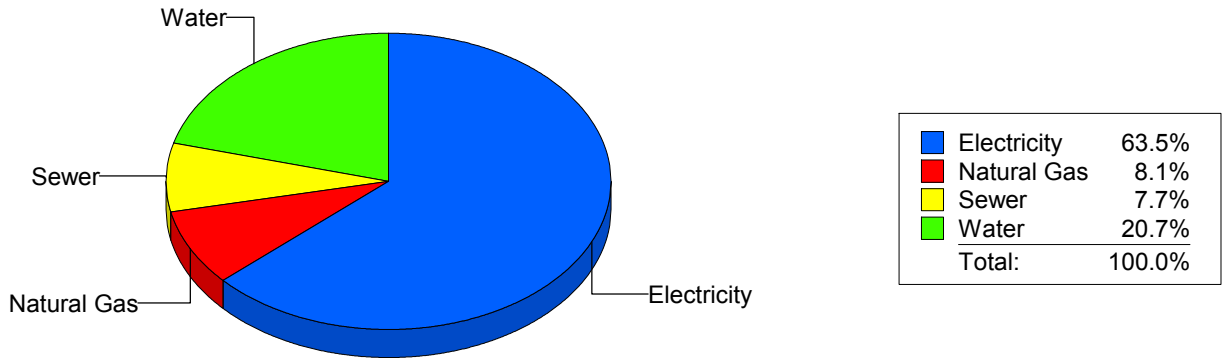
Cost Avoidance Program

Cost Summary Graph

Grouped by Energy Type

Energy Type	Use	Units	Meter Cost	Special Charges	Total Cost	Avg Unit Cost	% of Total Cost
Site: BASSET MIDDLE SCHOOL - BASSET MIDDLE SCHOOL							
Electricity	61,941	KWH	\$6,297.20	\$0.00	\$6,297.20	0.1017	63.47%
Natural Gas	1,257	CCF	\$802.51	\$0.00	\$802.51	0.6384	8.09%
Water	994	CCF	\$2,054.48	\$0.00	\$2,054.48	2.0669	20.71%
Sewer	448	CCF	\$767.07	\$0.00	\$767.07	1.7122	7.73%
Total Cost:			\$9,921.26	\$0.00	\$9,921.26		

For BASSET MIDDLE SCHOOL



Filters: Cost Center Name Not Equal To DoNotReport; Billing Period Equal To 201304All Meter CodesAll Group Names

elpaso

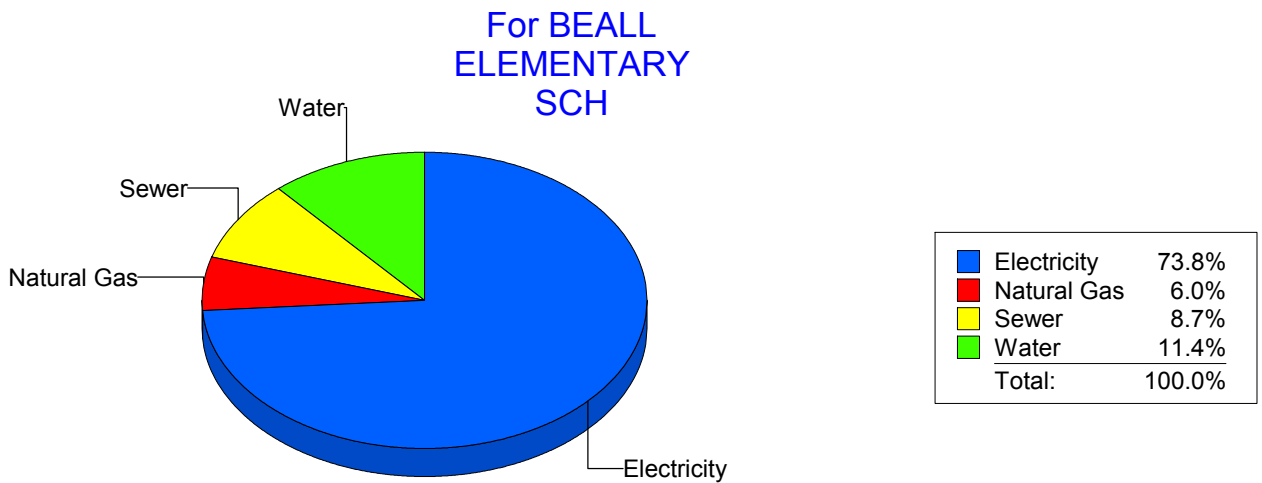
Energy CAP

Cost Avoidance Program

Cost Summary Graph

Grouped by Energy Type

Energy Type	Use	Units	Meter Cost	Special Charges	Total Cost	Avg Unit Cost	% of Total Cost
Site: BEALL ELEMENTARY SCH - BEALL ELEMENTARY SCH							
Electricity	26,941	KWH	\$2,553.02	\$0.00	\$2,553.02	0.0948	73.81%
Natural Gas	225	CCF	\$207.98	\$0.00	\$207.98	0.9244	6.01%
Water	167	CCF	\$395.91	\$0.00	\$395.91	2.3707	11.45%
Sewer	111	CCF	\$302.01	\$0.00	\$302.01	2.7208	8.73%
Total Cost:			\$3,458.92	\$0.00	\$3,458.92		



Filters: Cost Center Name Not Equal To DoNotReport; Billing Period Equal To 201304All Meter CodesAll Group Names

elpaso

Energy CAP

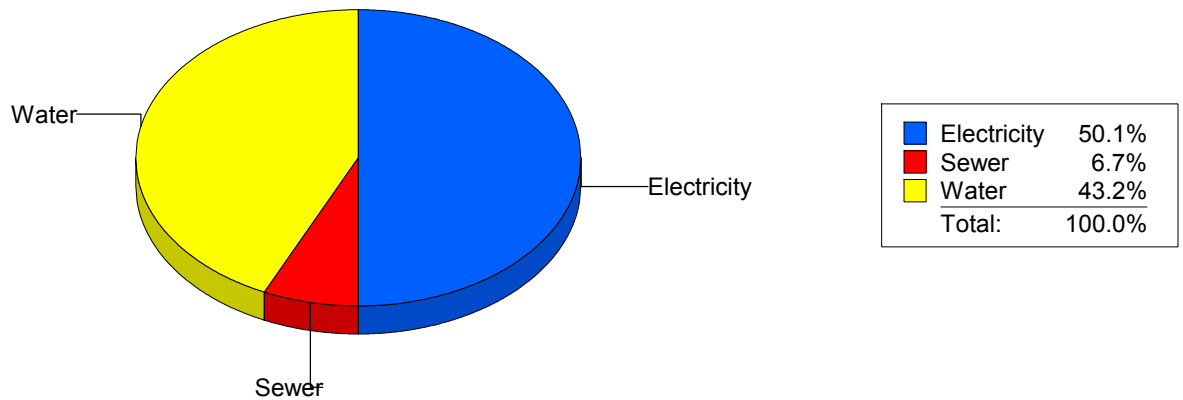
Cost Avoidance Program

Cost Summary Graph

Grouped by Energy Type

Energy Type	Use	Units	Meter Cost	Special Charges	Total Cost	Avg Unit Cost	% of Total Cost
Site: BLISS ELEMENTARY - BLISS ELEMENTARY							
Electricity	24,533	KWH	\$2,368.60	\$0.00	\$2,368.60	0.0965	50.09%
Water	548	CCF	\$2,041.26	\$0.00	\$2,041.26	3.7249	43.17%
Sewer	123	CCF	\$318.57	\$0.00	\$318.57	2.5900	6.74%
Total Cost:			\$4,728.43	\$0.00	\$4,728.43		

For BLISS ELEMENTARY



Filters: Cost Center Name Not Equal To DoNotReport; Billing Period Equal To 201304All Meter CodesAll Group Names

elpaso

Energy CAP

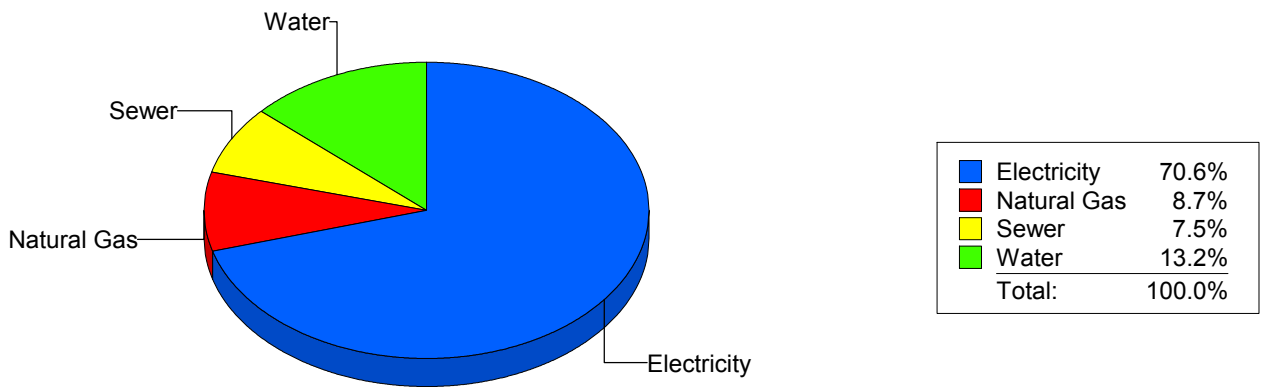
Cost Avoidance Program

Cost Summary Graph

Grouped by Energy Type

Energy Type	Use	Units	Meter Cost	Special Charges	Total Cost	Avg Unit Cost	% of Total Cost
Site: BOND - BOND ELEMENTARY							
Electricity	28,811	KWH	\$3,144.81	\$0.00	\$3,144.81	0.1092	70.60%
Natural Gas	531	CCF	\$385.70	\$0.00	\$385.70	0.7264	8.66%
Water	175	CCF	\$588.76	\$0.00	\$588.76	3.3643	13.22%
Sewer	86	CCF	\$334.83	\$0.00	\$334.83	3.8934	7.52%
Total Cost:			\$4,454.10	\$0.00	\$4,454.10		

For BOND ELEMENTARY



Filters: Cost Center Name Not Equal To DoNotReport; Billing Period Equal To 201304All Meter CodesAll Group Names

el paso

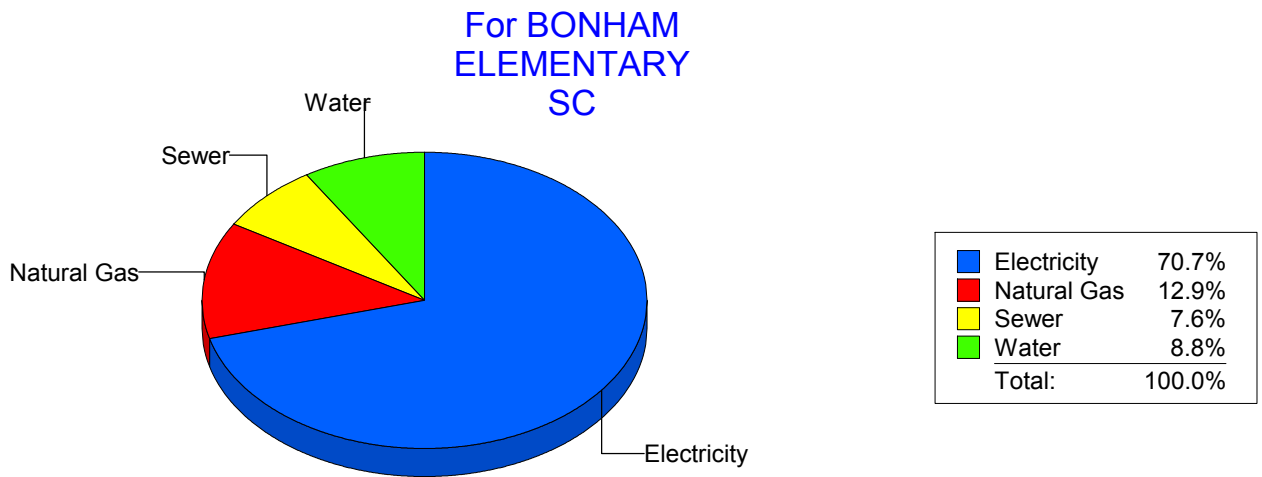
Energy CAP

Cost Avoidance Program

Cost Summary Graph

Grouped by Energy Type

Energy Type	Use	Units	Meter Cost	Special Charges	Total Cost	Avg Unit Cost	% of Total Cost
Site: BONHAM ELEMENTARY SC - BONHAM ELEMENTARY SC							
Electricity	23,912	KWH	\$3,204.60	\$0.00	\$3,204.60	0.1340	70.74%
Natural Gas	943	CCF	\$585.97	\$0.00	\$585.97	0.6214	12.94%
Water	174	CCF	\$396.50	\$0.00	\$396.50	2.2787	8.75%
Sewer	153	CCF	\$342.90	\$0.00	\$342.90	2.2412	7.57%
Total Cost:			\$4,529.97	\$0.00	\$4,529.97		



Filters: Cost Center Name Not Equal To DoNotReport; Billing Period Equal To 201304All Meter CodesAll Group Names

elpaso

Energy CAP

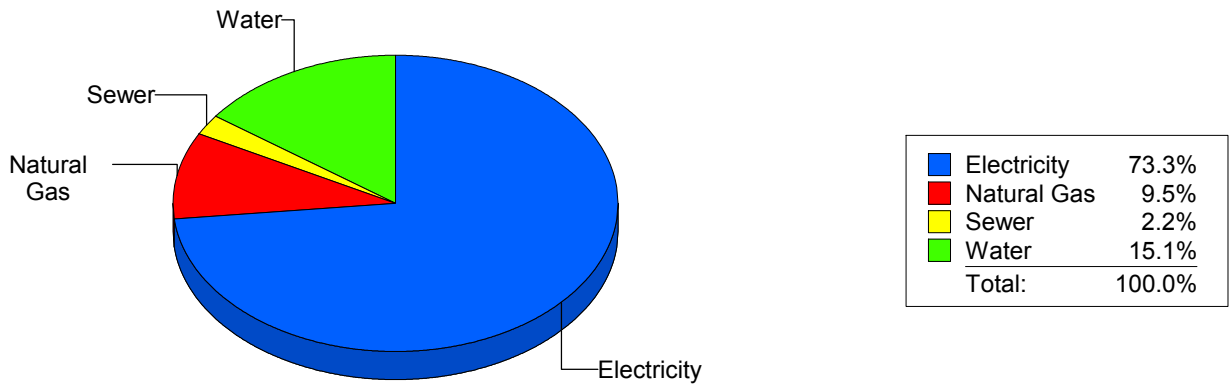
Cost Avoidance Program

Cost Summary Graph

Grouped by Energy Type

Energy Type	Use	Units	Meter Cost	Special Charges	Total Cost	Avg Unit Cost	% of Total Cost
Site: BOWIE HIGH SCHOOL - BOWIE HIGH SCHOOL							
Electricity	274,179	KWH	\$30,035.04	\$0.00	\$30,035.04	0.1095	73.29%
Natural Gas	6,637	CCF	\$3,874.43	\$0.00	\$3,874.43	0.5838	9.45%
Water	4,168	CCF	\$6,171.59	\$0.00	\$6,171.59	1.4807	15.06%
Sewer	328	CCF	\$898.02	\$0.00	\$898.02	2.7379	2.19%
Total Cost:			\$40,979.08	\$0.00	\$40,979.08		

For BOWIE HIGH SCHOOL



Filters: Cost Center Name Not Equal To DoNotReport; Billing Period Equal To 201304All Meter CodesAll Group Names

el paso

Energy CAP

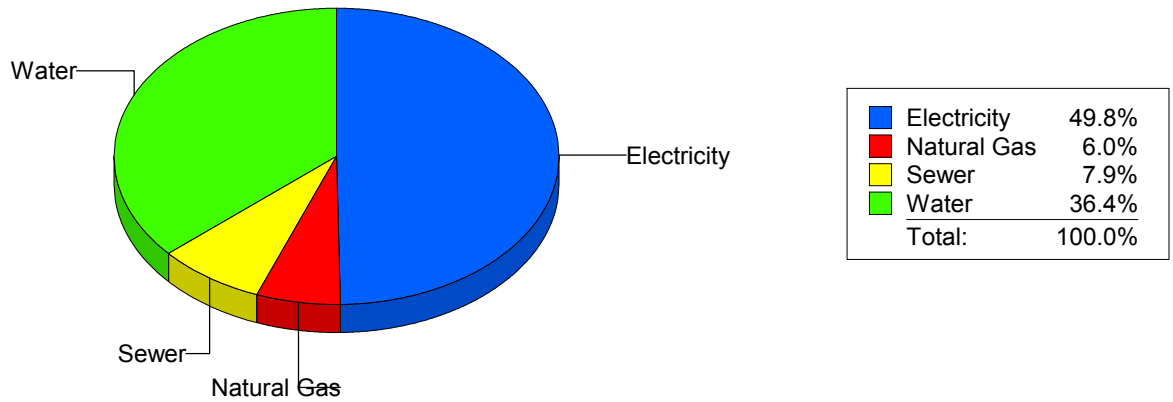
Cost Avoidance Program

Cost Summary Graph

Grouped by Energy Type

Energy Type	Use	Units	Meter Cost	Special Charges	Total Cost	Avg Unit Cost	% of Total Cost
Site: BRADLEY ELEMENTARY - BRADLEY ELEMENTARY							
Electricity	25,200	KWH	\$2,661.26	\$0.00	\$2,661.26	0.1056	49.78%
Natural Gas	481	CCF	\$318.63	\$0.00	\$318.63	0.6624	5.96%
Water	540	CCF	\$1,944.17	\$0.00	\$1,944.17	3.6003	36.36%
Sewer	140	CCF	\$422.43	\$0.00	\$422.43	3.0174	7.90%
Total Cost:			\$5,346.49	\$0.00	\$5,346.49		

For BRADLEY ELEMENTARY



Filters: Cost Center Name Not Equal To DoNotReport; Billing Period Equal To 201304All Meter CodesAll Group Names

elpaso

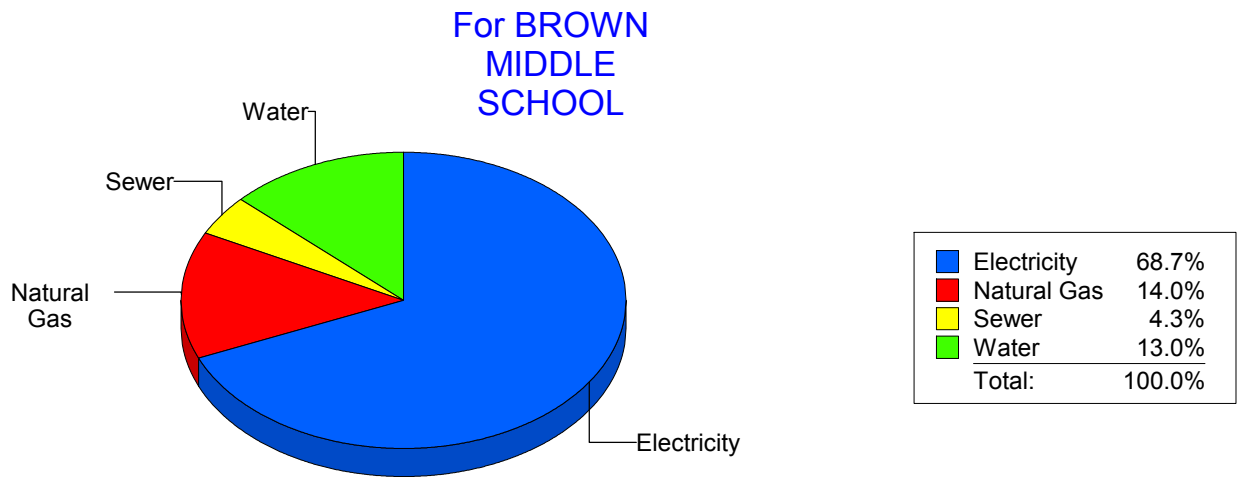
Energy CAP

Cost Avoidance Program

Cost Summary Graph

Grouped by Energy Type

Energy Type	Use	Units	Meter Cost	Special Charges	Total Cost	Avg Unit Cost	% of Total Cost
Site: BROWN MIDDLE SCHOOL - BROWN MIDDLE SCHOOL							
Electricity	125,200	KWH	\$9,929.37	\$0.00	\$9,929.37	0.0793	68.66%
Natural Gas	3,435	CCF	\$2,021.50	\$0.00	\$2,021.50	0.5885	13.98%
Water	721	CCF	\$1,884.25	\$0.00	\$1,884.25	2.6134	13.03%
Sewer	288	CCF	\$626.67	\$0.00	\$626.67	2.1759	4.33%
Total Cost:			\$14,461.79	\$0.00	\$14,461.79		



Filters: Cost Center Name Not Equal To DoNotReport; Billing Period Equal To 201304All Meter CodesAll Group Names

elpaso

Energy CAP

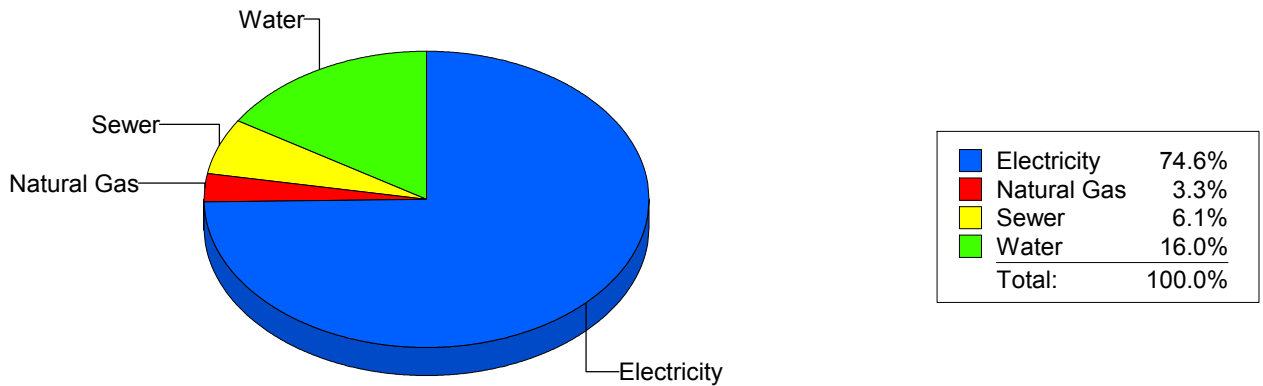
Cost Avoidance Program

Cost Summary Graph

Grouped by Energy Type

Energy Type	Use	Units	Meter Cost	Special Charges	Total Cost	Avg Unit Cost	% of Total Cost
Site: BURGES HIGH SCHOOL - BURGES HIGH SCHOOL							
Electricity	114,940	KWH	\$10,984.85	\$0.00	\$10,984.85	0.0956	74.64%
Natural Gas	614	CCF	\$478.67	\$0.00	\$478.67	0.7796	3.25%
Water	625	CCF	\$2,360.26	\$0.00	\$2,360.26	3.7764	16.04%
Sewer	373	CCF	\$892.80	\$0.00	\$892.80	2.3936	6.07%
Total Cost:			\$14,716.58	\$0.00	\$14,716.58		

For BURGES HIGH SCHOOL



Filters: Cost Center Name Not Equal To DoNotReport; Billing Period Equal To 201304All Meter CodesAll Group Names

el paso

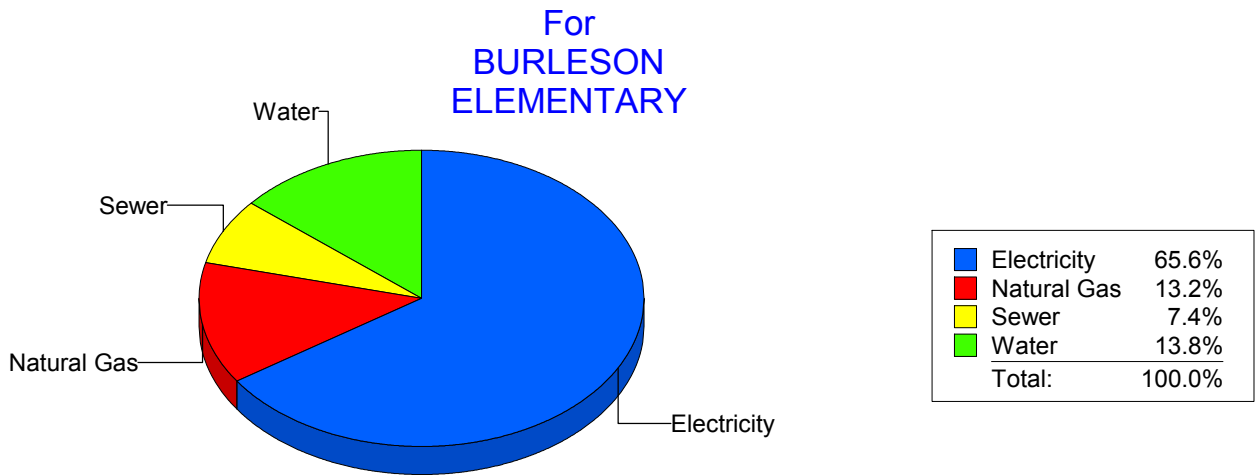
Energy CAP

Cost Avoidance Program

Cost Summary Graph

Grouped by Energy Type

Energy Type	Use	Units	Meter Cost	Special Charges	Total Cost	Avg Unit Cost	% of Total Cost
Site: BURLESON ELEMENTARY - BURLESON ELEMENTARY							
Electricity	23,792	KWH	\$2,318.33	\$0.00	\$2,318.33	0.0974	65.60%
Natural Gas	589	CCF	\$465.86	\$0.00	\$465.86	0.7909	13.18%
Water	209	CCF	\$488.34	\$0.00	\$488.34	2.3366	13.82%
Sewer	92	CCF	\$261.60	\$0.00	\$261.60	2.8435	7.40%
Total Cost:			\$3,534.13	\$0.00	\$3,534.13		



Filters: Cost Center Name Not Equal To DoNotReport; Billing Period Equal To 201304All Meter CodesAll Group Names

el paso

Energy CAP

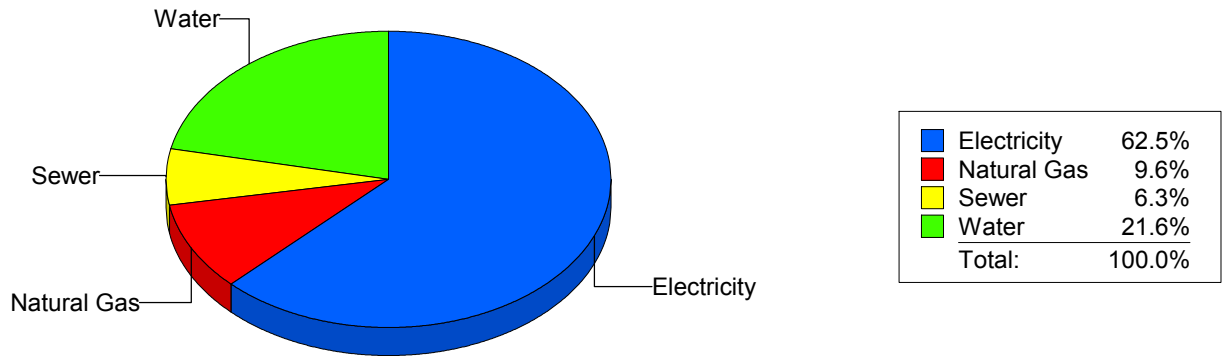
Cost Avoidance Program

Cost Summary Graph

Grouped by Energy Type

Energy Type	Use	Units	Meter Cost	Special Charges	Total Cost	Avg Unit Cost	% of Total Cost
Site: BURNET ELEMENTARY - BURNET ELEMENTARY							
Electricity	22,369	KWH	\$2,647.10	\$0.00	\$2,647.10	0.1183	62.54%
Natural Gas	492	CCF	\$407.48	\$0.00	\$407.48	0.8282	9.63%
Water	289	CCF	\$912.25	\$0.00	\$912.25	3.1566	21.55%
Sewer	95	CCF	\$265.74	\$0.00	\$265.74	2.7973	6.28%
Total Cost:			\$4,232.57	\$0.00	\$4,232.57		

For BURNET ELEMENTARY



Filters: Cost Center Name Not Equal To DoNotReport; Billing Period Equal To 201304All Meter CodesAll Group Names

elpaso

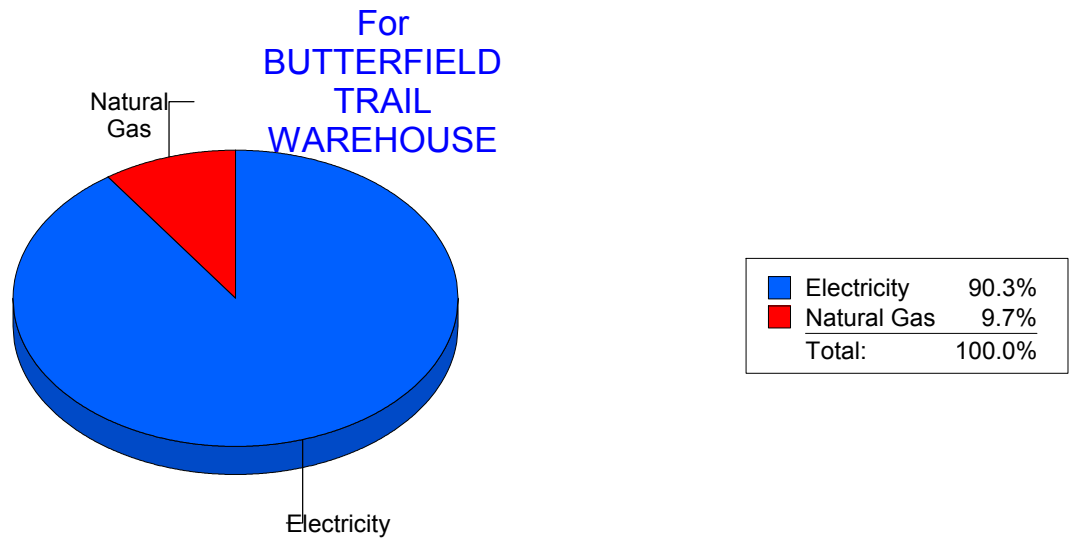
Energy CAP

Cost Avoidance Program

Cost Summary Graph

Grouped by Energy Type

Energy Type	Use	Units	Meter Cost	Special Charges	Total Cost	Avg Unit Cost	% of Total Cost
Site: BUTTERFIELDTRAILWAREHOUSE - BUTTERFIELD TRAIL WAREHOUSE							
Electricity	4,100	KWH	\$400.04	\$0.00	\$400.04	0.0976	90.29%
Natural Gas	1	CCF	\$43.00	\$0.00	\$43.00	43.0000	9.71%
Total Cost:			\$443.04	\$0.00	\$443.04		



Filters: Cost Center Name Not Equal To DoNotReport; Billing Period Equal To 201304All Meter CodesAll Group Names

el paso

Energy CAP

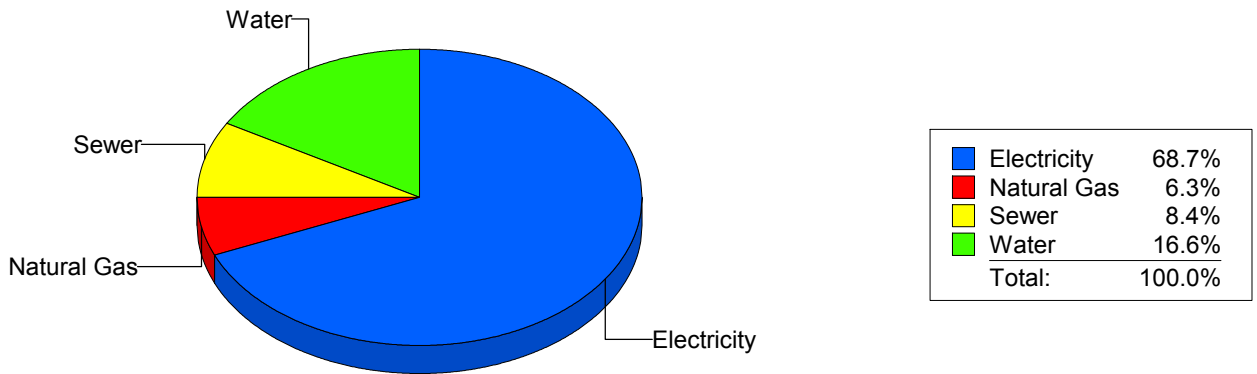
Cost Avoidance Program

Cost Summary Graph

Grouped by Energy Type

Energy Type	Use	Units	Meter Cost	Special Charges	Total Cost	Avg Unit Cost	% of Total Cost
Site: CANYON HILLS MIDDLE - CANYON HILLS MIDDLE							
Electricity	66,550	KWH	\$6,286.36	\$0.00	\$6,286.36	0.0945	68.66%
Natural Gas	868	CCF	\$576.35	\$0.00	\$576.35	0.6640	6.29%
Water	511	CCF	\$1,524.29	\$0.00	\$1,524.29	2.9830	16.65%
Sewer	225	CCF	\$768.96	\$0.00	\$768.96	3.4176	8.40%
Total Cost:			\$9,155.96	\$0.00	\$9,155.96		

For CANYON HILLS MIDDLE



Filters: Cost Center Name Not Equal To DoNotReport; Billing Period Equal To 201304All Meter CodesAll Group Names

el paso

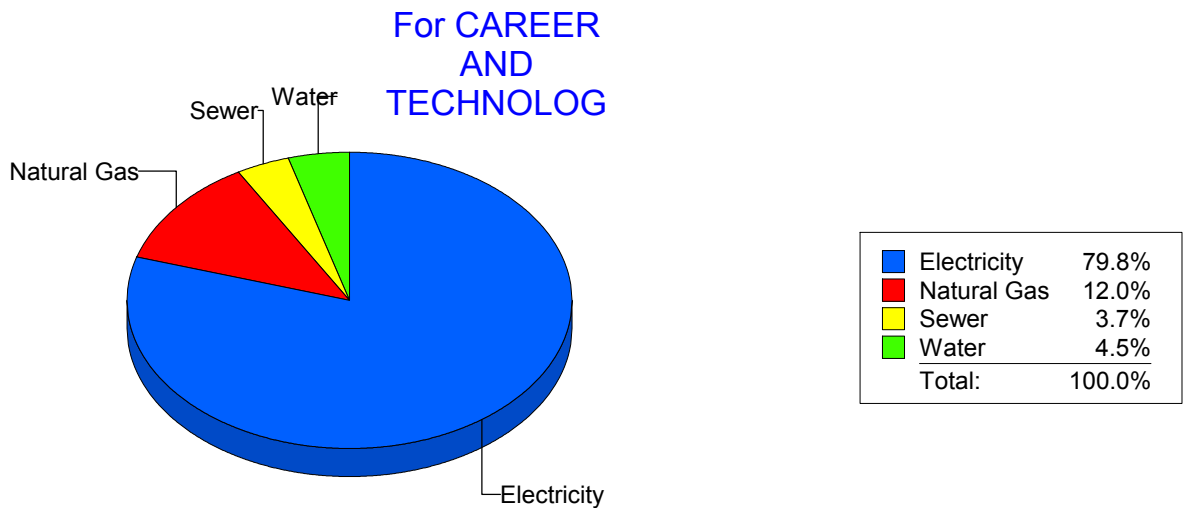
Energy CAP

Cost Avoidance Program

Cost Summary Graph

Grouped by Energy Type

Energy Type	Use	Units	Meter Cost	Special Charges	Total Cost	Avg Unit Cost	% of Total Cost
Site: CAREER AND TECHNOLOG - CAREER AND TECHNOLOG							
Electricity	94,377	KWH	\$8,873.64	\$0.00	\$8,873.64	0.0940	79.77%
Natural Gas	2,245	CCF	\$1,338.32	\$0.00	\$1,338.32	0.5961	12.03%
Water	191	CCF	\$502.71	\$0.00	\$502.71	2.6320	4.52%
Sewer	150	CCF	\$409.34	\$0.00	\$409.34	2.7289	3.68%
Total Cost:			\$11,124.01	\$0.00	\$11,124.01		



Filters: Cost Center Name Not Equal To DoNotReport; Billing Period Equal To 201304All Meter CodesAll Group Names

elpaso

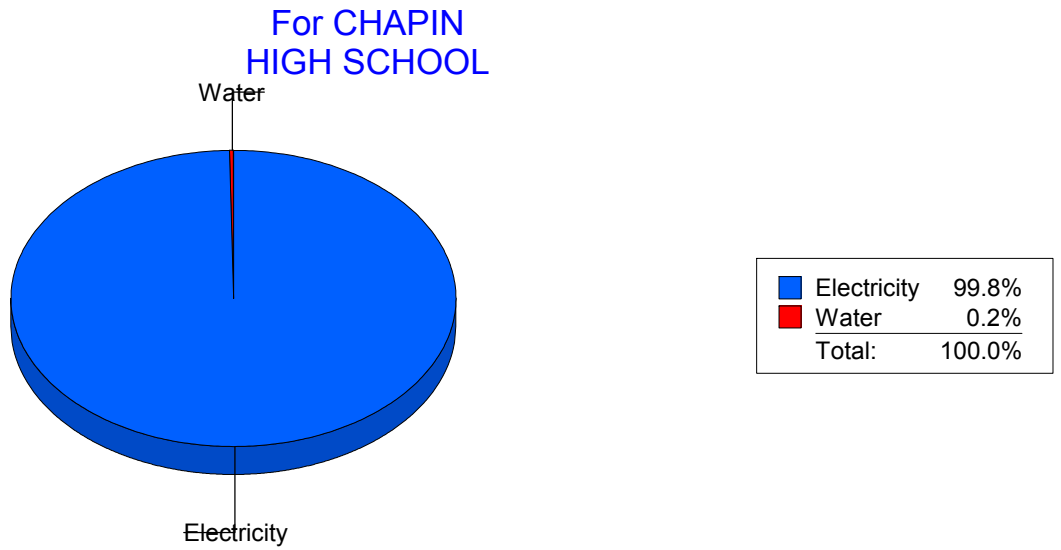
Energy CAP

Cost Avoidance Program

Cost Summary Graph

Grouped by Energy Type

Energy Type	Use	Units	Meter Cost	Special Charges	Total Cost	Avg Unit Cost	% of Total Cost
Site: CHAPIN HIGH SCHOOL - CHAPIN HIGH SCHOOL							
Electricity	301,513	KWH	\$25,523.53	\$0.00	\$25,523.53	0.0847	99.82%
Water	0	CCF	\$47.20	\$0.00	\$47.20	0.0000	0.18%
Total Cost:			\$25,570.73	\$0.00	\$25,570.73		



Filters: Cost Center Name Not Equal To DoNotReport; Billing Period Equal To 201304All Meter CodesAll Group Names

el paso

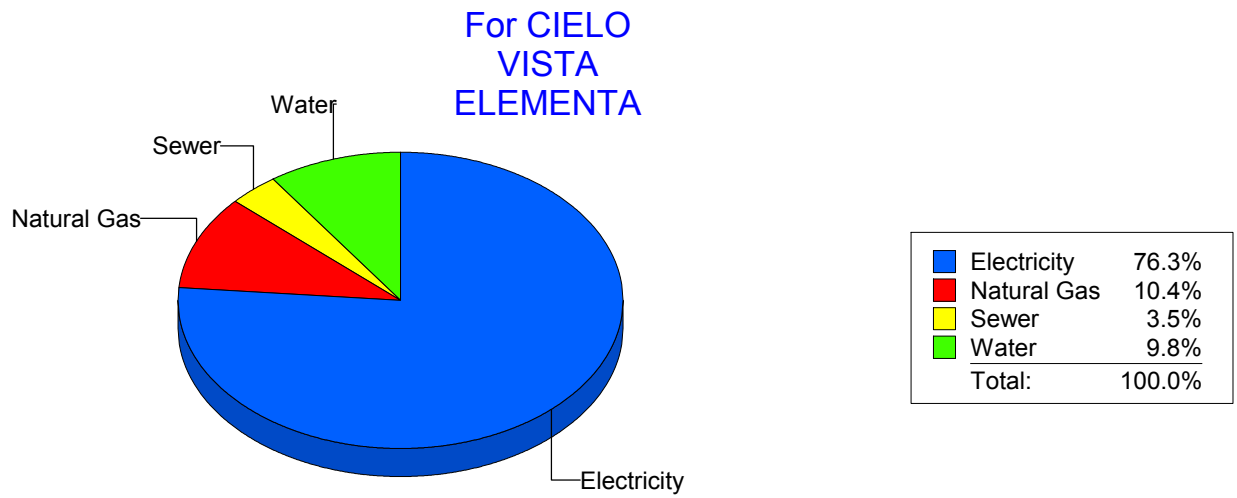
Energy CAP

Cost Avoidance Program

Cost Summary Graph

Grouped by Energy Type

Energy Type	Use	Units	Meter Cost	Special Charges	Total Cost	Avg Unit Cost	% of Total Cost
Site: CIELO VISTA ELEMENTA - CIELO VISTA ELEMENTA							
Electricity	50,380	KWH	\$5,292.15	\$0.00	\$5,292.15	0.1050	76.31%
Natural Gas	1,121	CCF	\$723.52	\$0.00	\$723.52	0.6454	10.43%
Water	255	CCF	\$678.32	\$0.00	\$678.32	2.6601	9.78%
Sewer	67	CCF	\$241.29	\$0.00	\$241.29	3.6013	3.48%
Total Cost:			\$6,935.28	\$0.00	\$6,935.28		



Filters: Cost Center Name Not Equal To DoNotReport; Billing Period Equal To 201304All Meter CodesAll Group Names

elpaso

Energy CAP

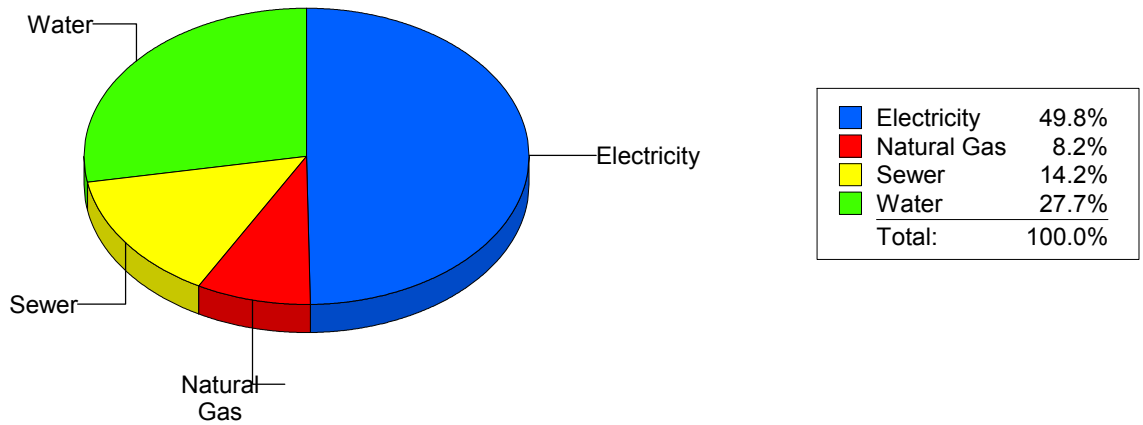
Cost Avoidance Program

Cost Summary Graph

Grouped by Energy Type

Energy Type	Use	Units	Meter Cost	Special Charges	Total Cost	Avg Unit Cost	% of Total Cost
Site: CLARDY ELEMENTARY SC - CLARDY ELEMENTARY SC							
Electricity	30,384	KWH	\$2,186.32	\$0.00	\$2,186.32	0.0720	49.83%
Natural Gas	485	CCF	\$359.10	\$0.00	\$359.10	0.7404	8.19%
Water	559	CCF	\$1,217.20	\$0.00	\$1,217.20	2.1775	27.74%
Sewer	296	CCF	\$624.63	\$0.00	\$624.63	2.1102	14.24%
Total Cost:			\$4,387.25	\$0.00	\$4,387.25		

For CLARDY
ELEMENTARY
SC



Filters: Cost Center Name Not Equal To DoNotReport; Billing Period Equal To 201304All Meter CodesAll Group Names

elpaso

Energy CAP

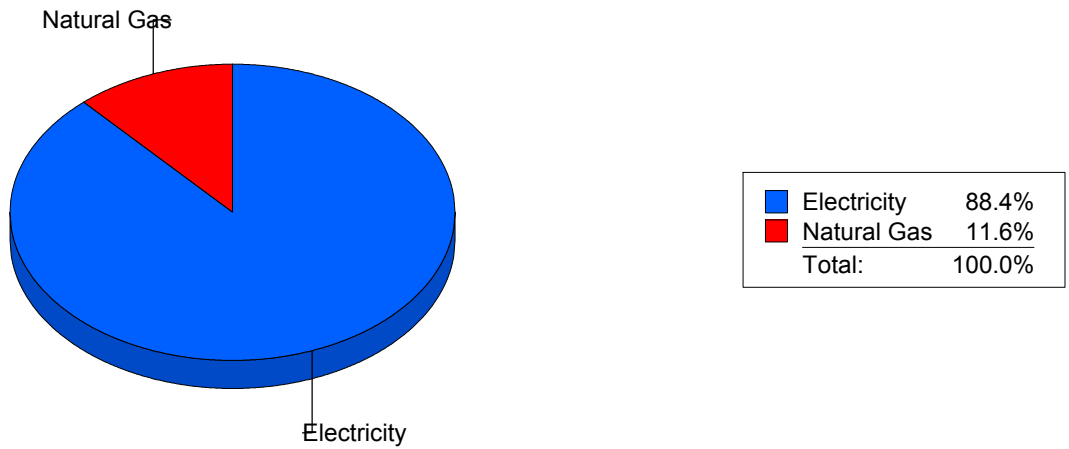
Cost Avoidance Program

Cost Summary Graph

Grouped by Energy Type

Energy Type	Use	Units	Meter Cost	Special Charges	Total Cost	Avg Unit Cost	% of Total Cost
Site: CLENDININ - CLENDININ							
Electricity	50,600	KWH	\$5,252.25	\$0.00	\$5,252.25	0.1038	88.39%
Natural Gas	1,123	CCF	\$689.97	\$0.00	\$689.97	0.6144	11.61%
Total Cost:			\$5,942.22	\$0.00	\$5,942.22		

For CLENDININ



Filters: Cost Center Name Not Equal To DoNotReport; Billing Period Equal To 201304All Meter CodesAll Group Names

el paso

Energy CAP

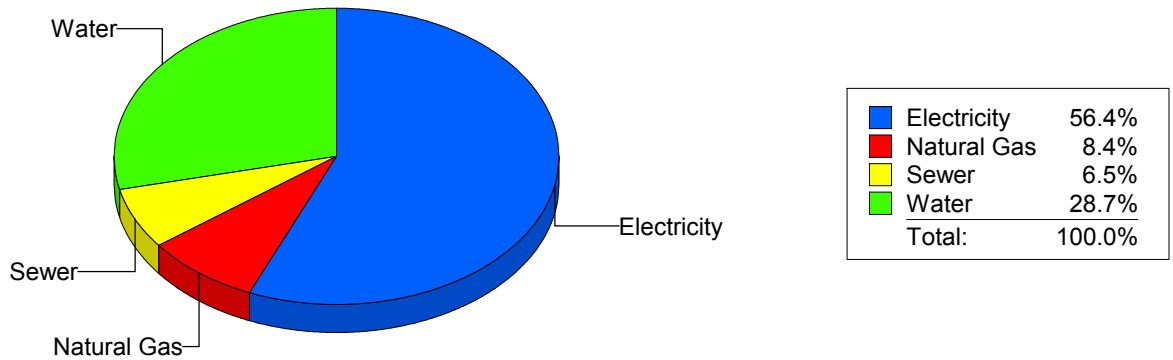
Cost Avoidance Program

Cost Summary Graph

Grouped by Energy Type

Energy Type	Use	Units	Meter Cost	Special Charges	Total Cost	Avg Unit Cost	% of Total Cost
Site: COLDWELL INTERMEDIAT - COLDWELL INTERMEDIAT							
Electricity	29,554	KWH	\$2,862.48	\$0.00	\$2,862.48	0.0969	56.44%
Natural Gas	516	CCF	\$423.70	\$0.00	\$423.70	0.8211	8.35%
Water	320	CCF	\$1,455.70	\$0.00	\$1,455.70	4.5491	28.70%
Sewer	103	CCF	\$330.29	\$0.00	\$330.29	3.2067	6.51%
Total Cost:			\$5,072.17	\$0.00	\$5,072.17		

For
COLDWELL
INTERMEDIAT



Filters: Cost Center Name Not Equal To DoNotReport; Billing Period Equal To 201304All Meter CodesAll Group Names

elpaso

Energy CAP

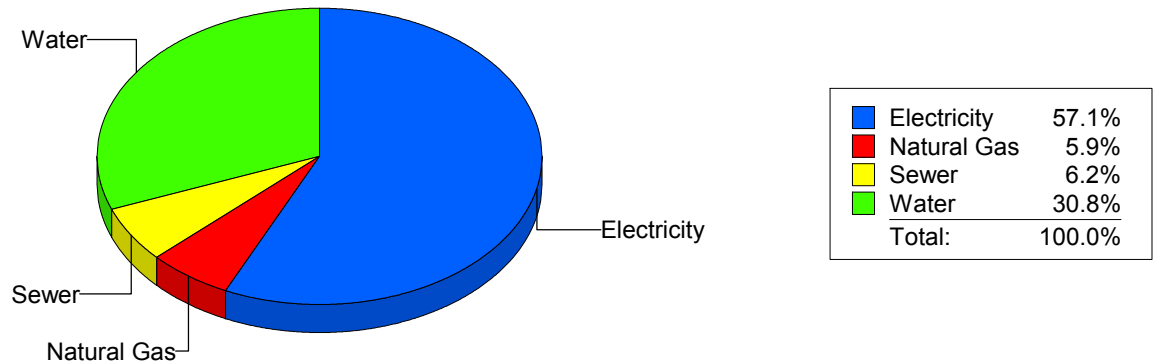
Cost Avoidance Program

Cost Summary Graph

Grouped by Energy Type

Energy Type	Use	Units	Meter Cost	Special Charges	Total Cost	Avg Unit Cost	% of Total Cost
Site: COLLINS ELEMENTARY - COLLINS ELEMENTARY							
Electricity	41,097	KWH	\$4,176.52	\$0.00	\$4,176.52	0.1016	57.08%
Natural Gas	604	CCF	\$432.60	\$0.00	\$432.60	0.7162	5.91%
Water	686	CCF	\$2,254.47	\$0.00	\$2,254.47	3.2864	30.81%
Sewer	221	CCF	\$453.81	\$0.00	\$453.81	2.0534	6.20%
Total Cost:			\$7,317.40	\$0.00	\$7,317.40		

For COLLINS ELEMENTARY



Filters: Cost Center Name Not Equal To DoNotReport; Billing Period Equal To 201304All Meter CodesAll Group Names

elpaso

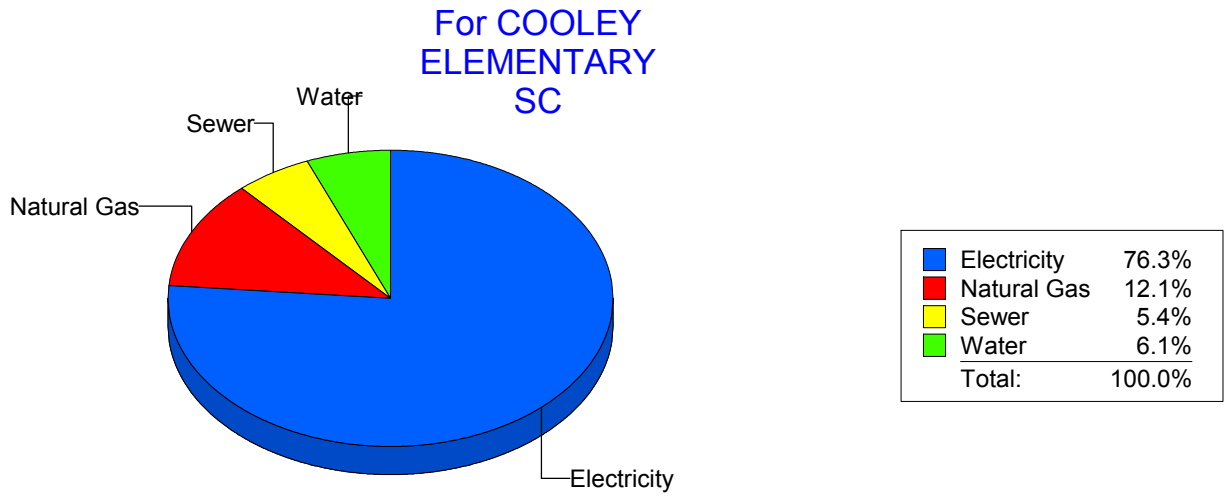
Energy CAP

Cost Avoidance Program

Cost Summary Graph

Grouped by Energy Type

Energy Type	Use	Units	Meter Cost	Special Charges	Total Cost	Avg Unit Cost	% of Total Cost
Site: COOLEY ELEMENTARY SC - COOLEY ELEMENTARY SC							
Electricity	93,800	KWH	\$9,912.61	\$0.00	\$9,912.61	0.1057	76.35%
Natural Gas	2,583	CCF	\$1,570.07	\$0.00	\$1,570.07	0.6078	12.09%
Water	263	CCF	\$794.62	\$0.00	\$794.62	3.0214	6.12%
Sewer	219	CCF	\$706.52	\$0.00	\$706.52	3.2261	5.44%
Total Cost:			\$12,983.82	\$0.00	\$12,983.82		



Filters: Cost Center Name Not Equal To DoNotReport; Billing Period Equal To 201304All Meter CodesAll Group Names

elpaso

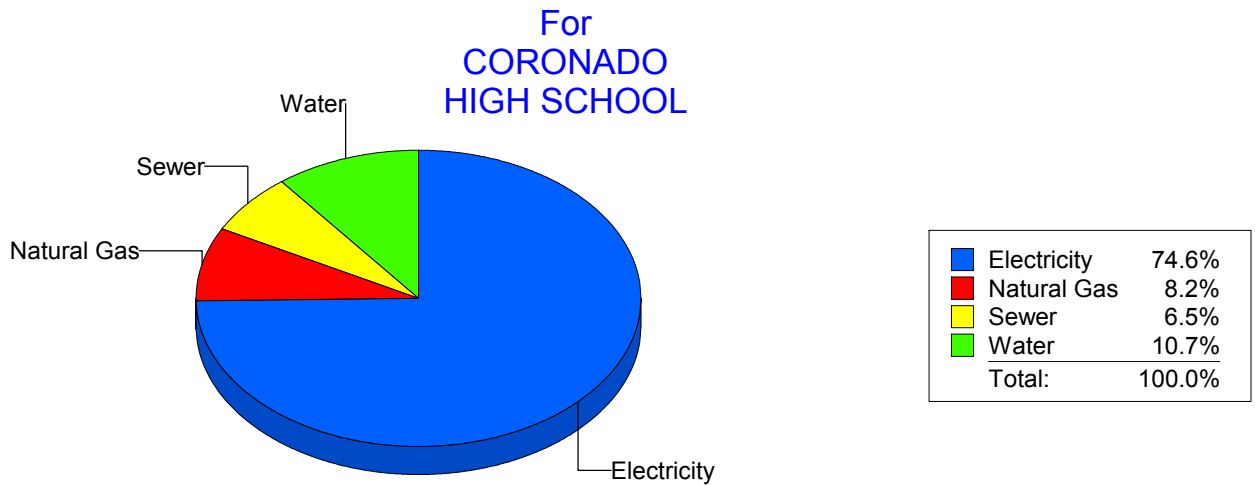
Energy CAP

Cost Avoidance Program

Cost Summary Graph

Grouped by Energy Type

Energy Type	Use	Units	Meter Cost	Special Charges	Total Cost	Avg Unit Cost	% of Total Cost
Site: CORONADO HIGH SCHOOL - CORONADO HIGH SCHOOL							
Electricity	219,607	KWH	\$21,630.86	\$0.00	\$21,630.86	0.0985	74.63%
Natural Gas	3,911	CCF	\$2,370.87	\$0.00	\$2,370.87	0.6062	8.18%
Water	1,753	CCF	\$3,088.88	\$0.00	\$3,088.88	1.7621	10.66%
Sewer	1,141	CCF	\$1,892.99	\$0.00	\$1,892.99	1.6591	6.53%
Total Cost:			\$28,983.60	\$0.00	\$28,983.60		



Filters: Cost Center Name Not Equal To DoNotReport; Billing Period Equal To 201304All Meter CodesAll Group Names

elpaso

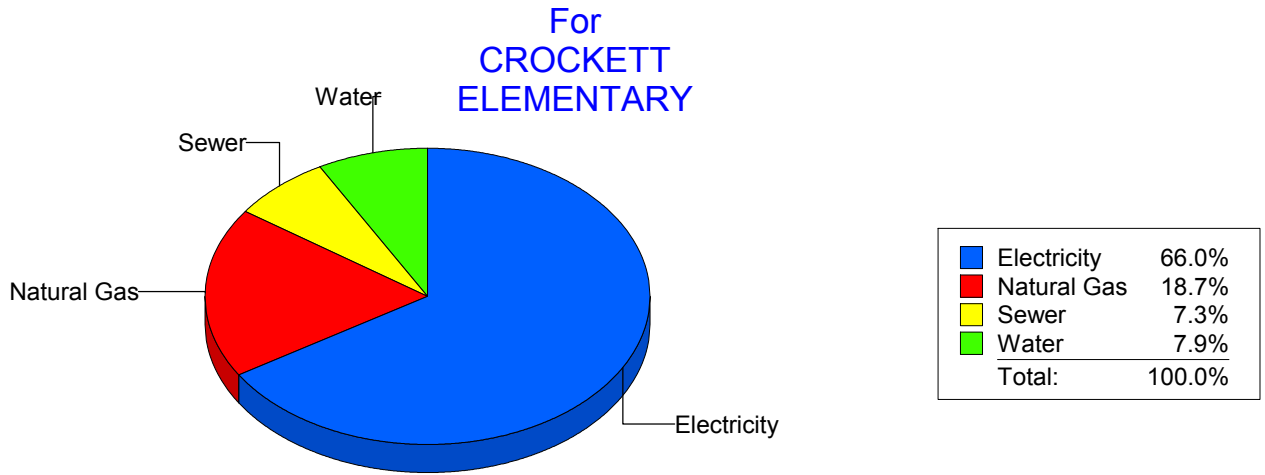
Energy CAP

Cost Avoidance Program

Cost Summary Graph

Grouped by Energy Type

Energy Type	Use	Units	Meter Cost	Special Charges	Total Cost	Avg Unit Cost	% of Total Cost
Site: CROCKETT - CROCKETT ELEMENTARY							
Electricity	29,200	KWH	\$2,847.61	\$0.00	\$2,847.61	0.0975	66.03%
Natural Gas	1,325	CCF	\$806.70	\$0.00	\$806.70	0.6088	18.71%
Water	98	CCF	\$342.58	\$0.00	\$342.58	3.4957	7.94%
Sewer	131	CCF	\$315.42	\$0.00	\$315.42	2.4078	7.31%
Total Cost:			\$4,312.31	\$0.00	\$4,312.31		



Filters: Cost Center Name Not Equal To DoNotReport; Billing Period Equal To 201304All Meter CodesAll Group Names

el paso

Energy CAP

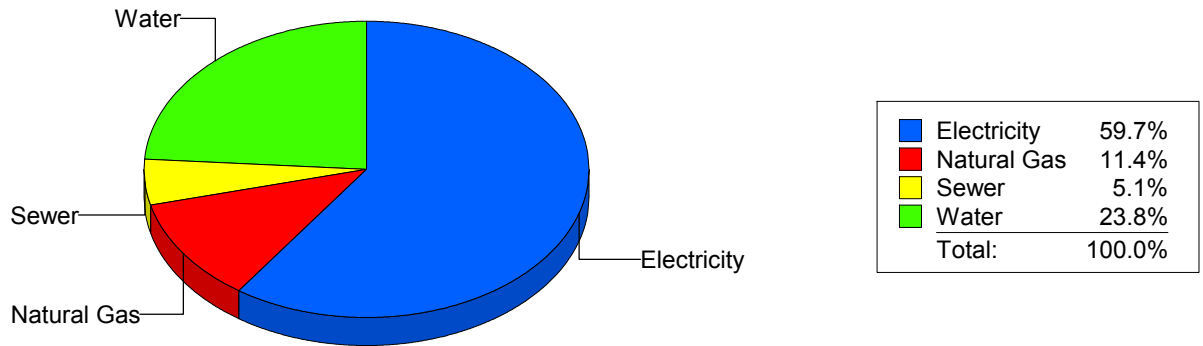
Cost Avoidance Program

Cost Summary Graph

Grouped by Energy Type

Energy Type	Use	Units	Meter Cost	Special Charges	Total Cost	Avg Unit Cost	% of Total Cost
Site: CROSBY ELEMENTARY - CROSBY ELEMENTARY							
Electricity	32,696	KWH	\$3,316.64	\$0.00	\$3,316.64	0.1014	59.70%
Natural Gas	965	CCF	\$633.61	\$0.00	\$633.61	0.6566	11.40%
Water	382	CCF	\$1,323.39	\$0.00	\$1,323.39	3.4644	23.82%
Sewer	107	CCF	\$282.30	\$0.00	\$282.30	2.6383	5.08%
Total Cost:			\$5,555.94	\$0.00	\$5,555.94		

For CROSBY ELEMENTARY



Filters: Cost Center Name Not Equal To DoNotReport; Billing Period Equal To 201304All Meter CodesAll Group Names

el paso

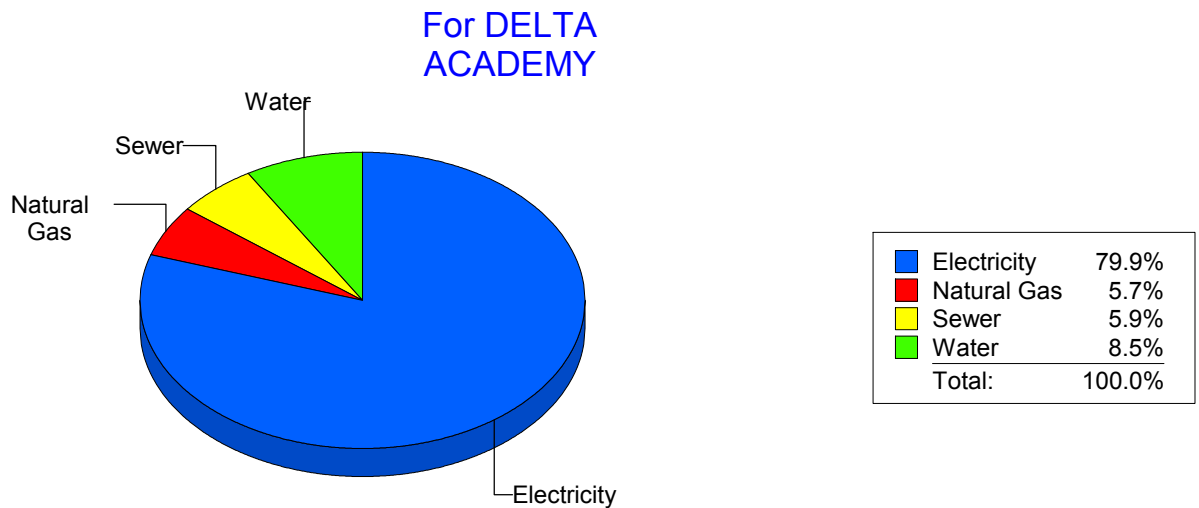
Energy CAP

Cost Avoidance Program

Cost Summary Graph

Grouped by Energy Type

Energy Type	Use	Units	Meter Cost	Special Charges	Total Cost	Avg Unit Cost	% of Total Cost
Site: DELTA ACADEMY - DELTA ACADEMY							
Electricity	10,613	KWH	\$756.57	\$0.00	\$756.57	0.0713	79.90%
Natural Gas	79	CCF	\$53.50	\$0.00	\$53.50	0.6772	5.65%
Water	28	CCF	\$80.52	\$0.00	\$80.52	2.8757	8.50%
Sewer	18	CCF	\$56.26	\$0.00	\$56.26	3.1256	5.94%
Total Cost:			\$946.85	\$0.00	\$946.85		



Filters: Cost Center Name Not Equal To DoNotReport; Billing Period Equal To 201304All Meter CodesAll Group Names

el paso

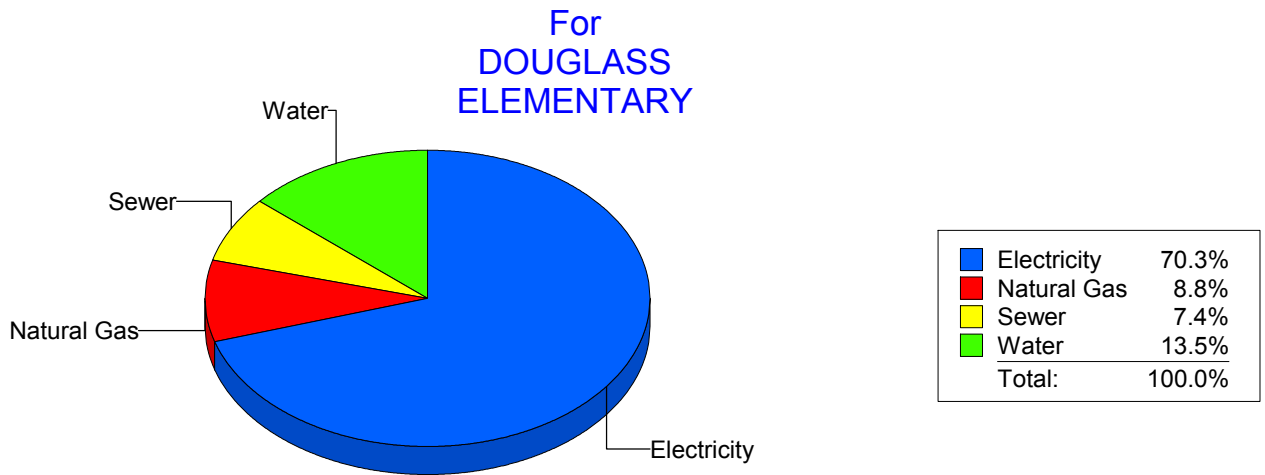
Energy CAP

Cost Avoidance Program

Cost Summary Graph

Grouped by Energy Type

Energy Type	Use	Units	Meter Cost	Special Charges	Total Cost	Avg Unit Cost	% of Total Cost
Site: DOUGLASS ELEMENTARY - DOUGLASS ELEMENTARY							
Electricity	39,664	KWH	\$3,617.46	\$0.00	\$3,617.46	0.0912	70.28%
Natural Gas	646	CCF	\$453.69	\$0.00	\$453.69	0.7023	8.81%
Water	275	CCF	\$694.19	\$0.00	\$694.19	2.5243	13.49%
Sewer	142	CCF	\$381.63	\$0.00	\$381.63	2.6875	7.41%
Total Cost:			\$5,146.97	\$0.00	\$5,146.97		



Filters: Cost Center Name Not Equal To DoNotReport; Billing Period Equal To 201304All Meter CodesAll Group Names

elpaso

Energy CAP

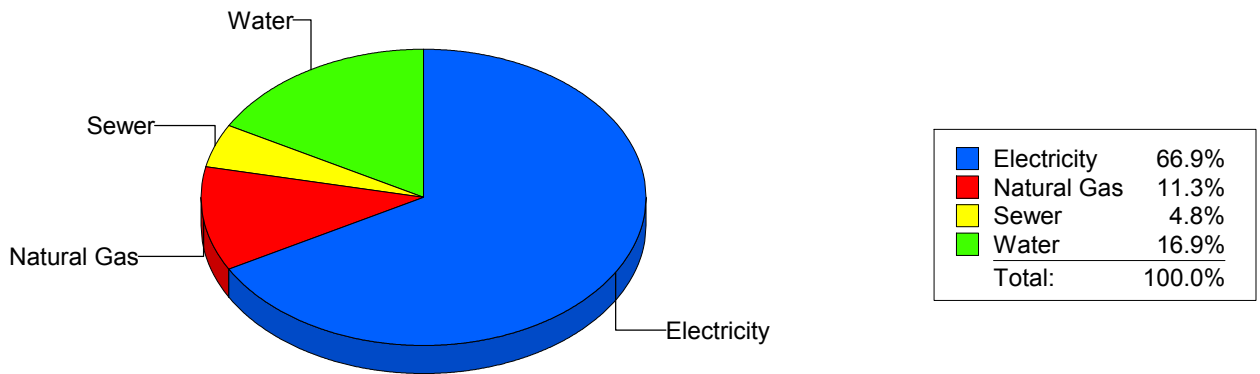
Cost Avoidance Program

Cost Summary Graph

Grouped by Energy Type

Energy Type	Use	Units	Meter Cost	Special Charges	Total Cost	Avg Unit Cost	% of Total Cost
Site: DOWELL ELEMENTARY - DOWELL ELEMENTARY							
Electricity	20,357	KWH	\$1,970.45	\$0.00	\$1,970.45	0.0968	66.95%
Natural Gas	505	CCF	\$332.71	\$0.00	\$332.71	0.6588	11.30%
Water	193	CCF	\$498.36	\$0.00	\$498.36	2.5822	16.93%
Sewer	64	CCF	\$141.83	\$0.00	\$141.83	2.2161	4.82%
Total Cost:			\$2,943.35	\$0.00	\$2,943.35		

For DOWELL ELEMENTARY



Filters: Cost Center Name Not Equal To DoNotReport; Billing Period Equal To 201304All Meter CodesAll Group Names

el paso

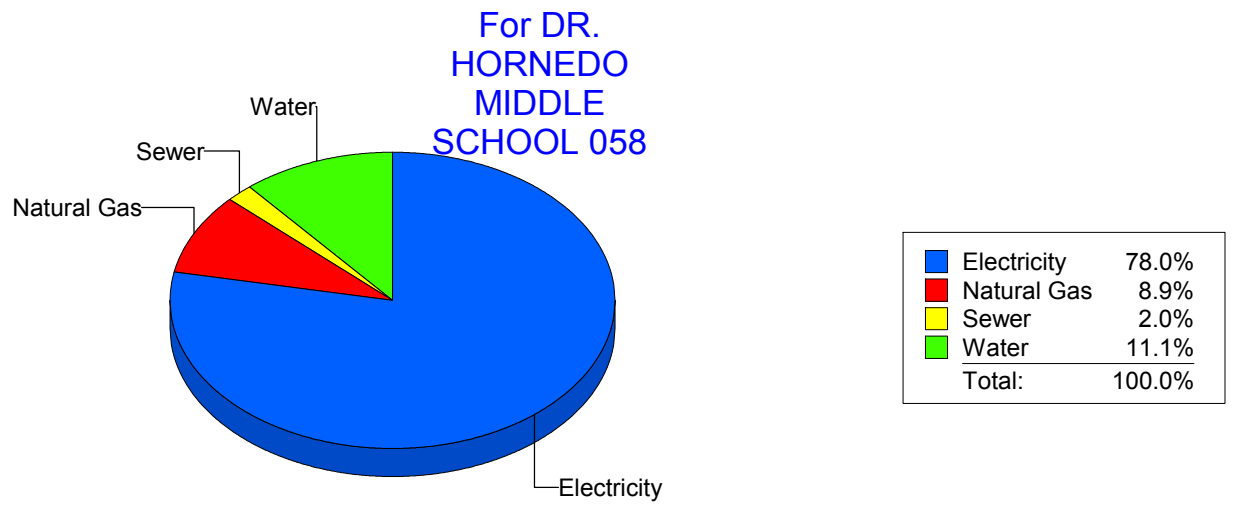
Energy CAP

Cost Avoidance Program

Cost Summary Graph

Grouped by Energy Type

Energy Type	Use	Units	Meter Cost	Special Charges	Total Cost	Avg Unit Cost	% of Total Cost
Site: DRHORNEDOMIDDLESCHOOL - DR. HORNEDO MIDDLE SCHOOL 058							
Electricity	100,200	KWH	\$13,889.20	\$0.00	\$13,889.20	0.1386	78.01%
Natural Gas	2,666	CCF	\$1,581.57	\$0.00	\$1,581.57	0.5932	8.88%
Water	529	CCF	\$1,970.46	\$0.00	\$1,970.46	3.7249	11.07%
Sewer	97	CCF	\$363.09	\$0.00	\$363.09	3.7432	2.04%
Total Cost:			\$17,804.32	\$0.00	\$17,804.32		



Filters: Cost Center Name Not Equal To DoNotReport; Billing Period Equal To 201304All Meter CodesAll Group Names

el Paso

Energy CAP

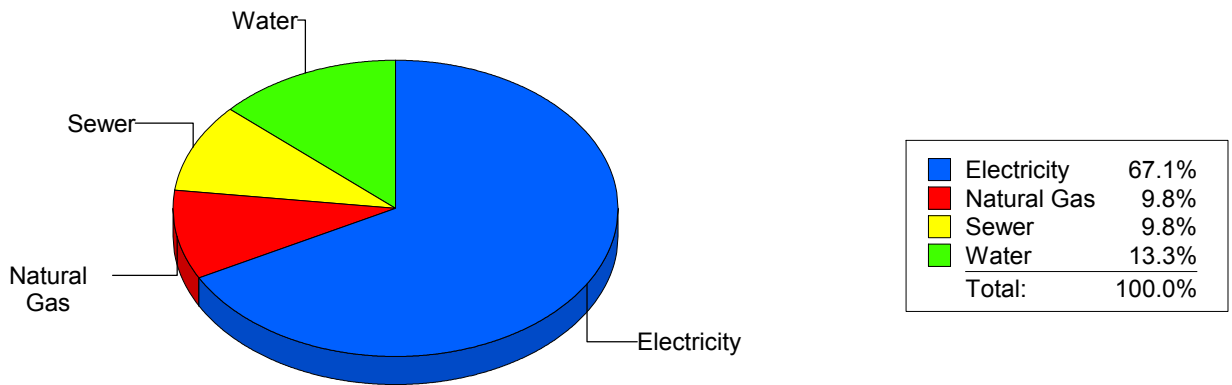
Cost Avoidance Program

Cost Summary Graph

Grouped by Energy Type

Energy Type	Use	Units	Meter Cost	Special Charges	Total Cost	Avg Unit Cost	% of Total Cost
Site: DR. L.A. NIXON ELEME - DR. L.A. NIXON ELEME							
Electricity	38,400	KWH	\$3,696.07	\$0.00	\$3,696.07	0.0963	67.09%
Natural Gas	789	CCF	\$539.42	\$0.00	\$539.42	0.6837	9.79%
Water	310	CCF	\$732.48	\$0.00	\$732.48	2.3628	13.29%
Sewer	197	CCF	\$541.52	\$0.00	\$541.52	2.7488	9.83%
Total Cost:			\$5,509.49	\$0.00	\$5,509.49		

For DR. L.A. NIXON ELEME



Filters: Cost Center Name Not Equal To DoNotReport; Billing Period Equal To 201304All Meter CodesAll Group Names

elpaso

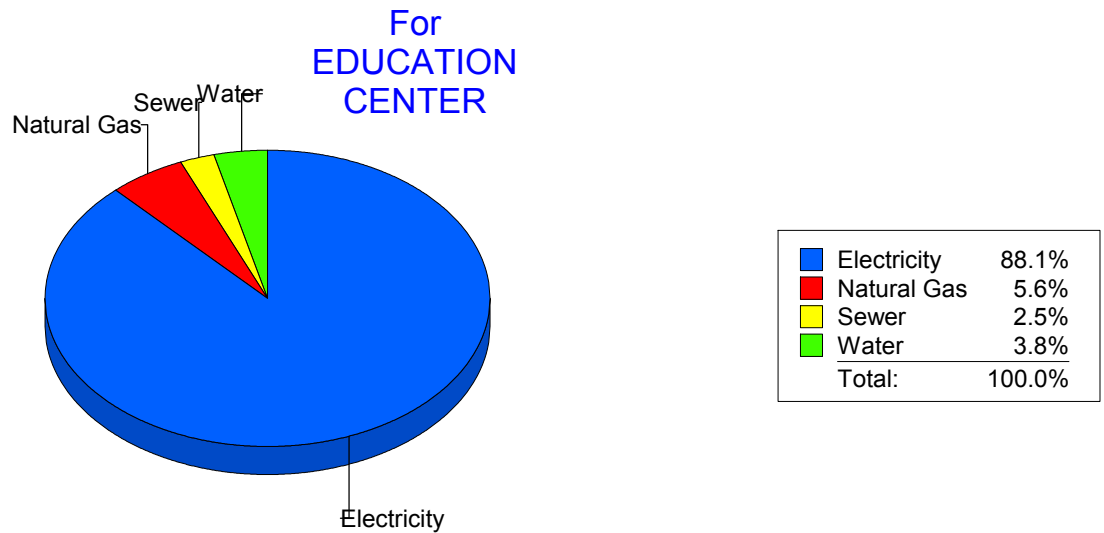
Energy CAP

Cost Avoidance Program

Cost Summary Graph

Grouped by Energy Type

Energy Type	Use	Units	Meter Cost	Special Charges	Total Cost	Avg Unit Cost	% of Total Cost
Site: EDUCATION CENTER - EDUCATION CENTER							
Electricity	270,868	KWH	\$22,425.23	\$0.00	\$22,425.23	0.0828	88.11%
Natural Gas	2,410	CCF	\$1,433.65	\$0.00	\$1,433.65	0.5949	5.63%
Water	360	CCF	\$958.14	\$0.00	\$958.14	2.6615	3.76%
Sewer	264	CCF	\$633.98	\$0.00	\$633.98	2.4014	2.49%
Total Cost:			\$25,451.00	\$0.00	\$25,451.00		



Filters: Cost Center Name Not Equal To DoNotReport; Billing Period Equal To 201304All Meter CodesAll Group Names

elpaso

Energy CAP

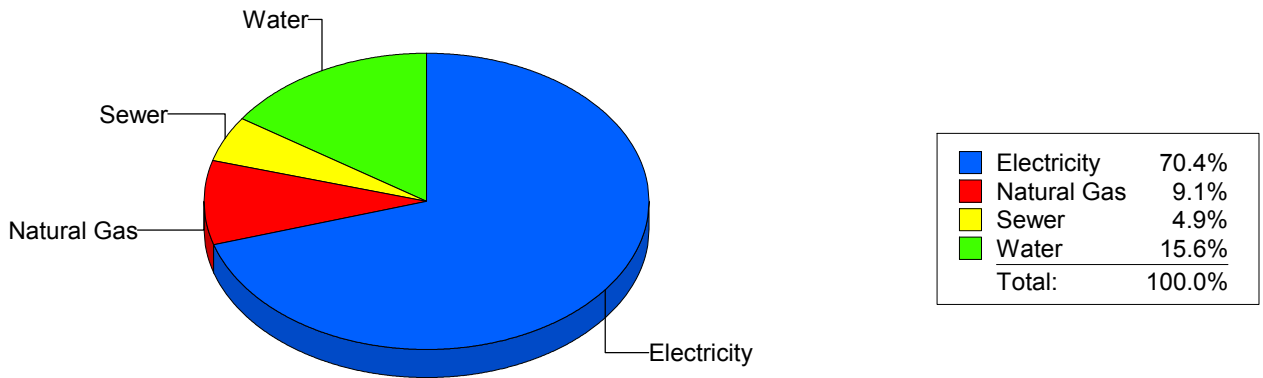
Cost Avoidance Program

Cost Summary Graph

Grouped by Energy Type

Energy Type	Use	Units	Meter Cost	Special Charges	Total Cost	Avg Unit Cost	% of Total Cost
Site: EL PASO HIGH SCHOOL - EL PASO HIGH SCHOOL							
Electricity	174,302	KWH	\$16,609.12	\$0.00	\$16,609.12	0.0953	70.38%
Natural Gas	3,343	CCF	\$2,154.50	\$0.00	\$2,154.50	0.6445	9.13%
Water	1,350	CCF	\$3,675.46	\$0.00	\$3,675.46	2.7226	15.57%
Sewer	518	CCF	\$1,160.22	\$0.00	\$1,160.22	2.2398	4.92%
Total Cost:			\$23,599.30	\$0.00	\$23,599.30		

For EL PASO HIGH SCHOOL



Filters: Cost Center Name Not Equal To DoNotReport; Billing Period Equal To 201304All Meter CodesAll Group Names

elpaso

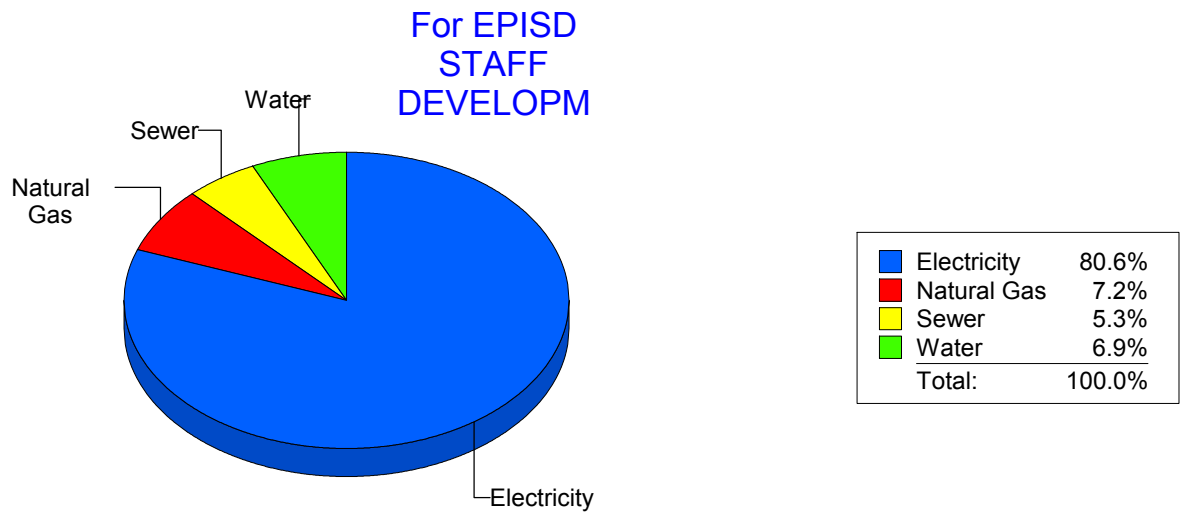
Energy CAP

Cost Avoidance Program

Cost Summary Graph

Grouped by Energy Type

Energy Type	Use	Units	Meter Cost	Special Charges	Total Cost	Avg Unit Cost	% of Total Cost
Site: EPISD STAFF DEVELOPM - EPISD STAFF DEVELOPM							
Electricity	13,240	KWH	\$1,303.07	\$0.00	\$1,303.07	0.0984	80.62%
Natural Gas	143	CCF	\$116.43	\$0.00	\$116.43	0.8142	7.20%
Water	27	CCF	\$111.48	\$0.00	\$111.48	4.1289	6.90%
Sewer	23	CCF	\$85.25	\$0.00	\$85.25	3.7065	5.27%
Total Cost:			\$1,616.23	\$0.00	\$1,616.23		



Filters: Cost Center Name Not Equal To DoNotReport; Billing Period Equal To 201304All Meter CodesAll Group Names

el Paso

Energy CAP

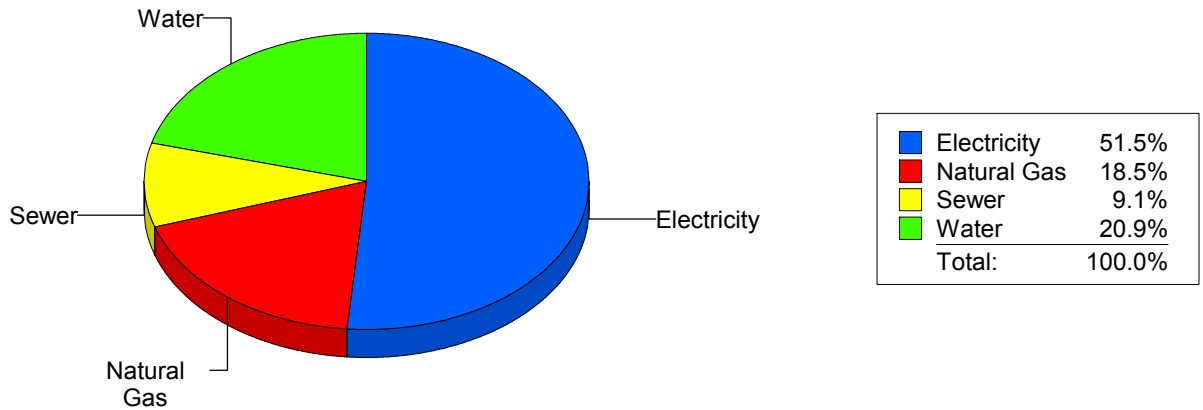
Cost Avoidance Program

Cost Summary Graph

Grouped by Energy Type

Energy Type	Use	Units	Meter Cost	Special Charges	Total Cost	Avg Unit Cost	% of Total Cost
Site: FANNIN ELEMENTARY - FANNIN ELEMENTARY							
Electricity	22,435	KWH	\$2,239.19	\$0.00	\$2,239.19	0.0998	51.50%
Natural Gas	1,180	CCF	\$804.39	\$0.00	\$804.39	0.6817	18.50%
Water	329	CCF	\$907.61	\$0.00	\$907.61	2.7587	20.87%
Sewer	131	CCF	\$396.93	\$0.00	\$396.93	3.0300	9.13%
Total Cost:			\$4,348.12	\$0.00	\$4,348.12		

For FANNIN ELEMENTARY



Filters: Cost Center Name Not Equal To DoNotReport; Billing Period Equal To 201304All Meter CodesAll Group Names

el Paso

Energy CAP

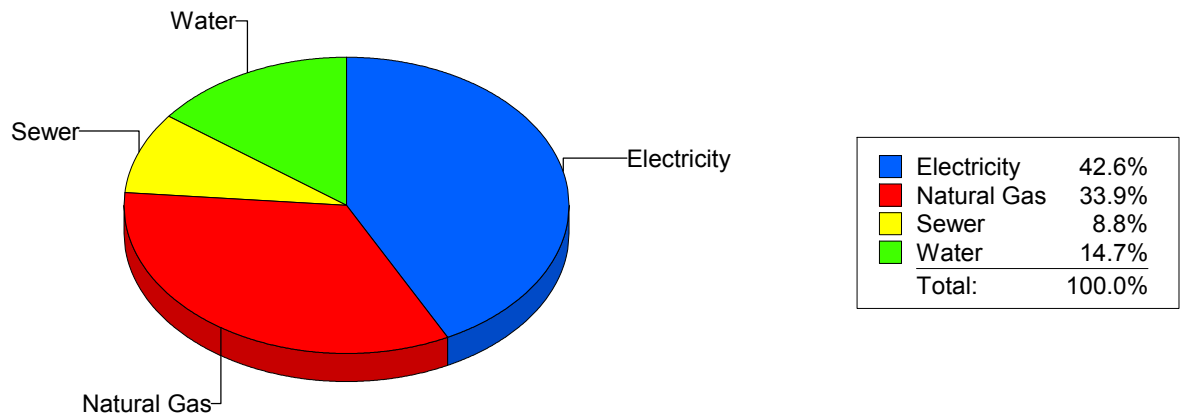
Cost Avoidance Program

Cost Summary Graph

Grouped by Energy Type

Energy Type	Use	Units	Meter Cost	Special Charges	Total Cost	Avg Unit Cost	% of Total Cost
Site: FINE ARTS/MULTIMEDIA - FINE ARTS/MULTIMEDIA							
Electricity	10,973	KWH	\$1,078.19	\$0.00	\$1,078.19	0.0983	42.61%
Natural Gas	1,413	CCF	\$857.54	\$0.00	\$857.54	0.6069	33.89%
Water	190	CCF	\$372.61	\$0.00	\$372.61	1.9611	14.73%
Sewer	112	CCF	\$221.88	\$0.00	\$221.88	1.9811	8.77%
Total Cost:			\$2,530.22	\$0.00	\$2,530.22		

For FINE ARTS/MULTIMEDIA



Filters: Cost Center Name Not Equal To DoNotReport; Billing Period Equal To 201304All Meter CodesAll Group Names

elpaso

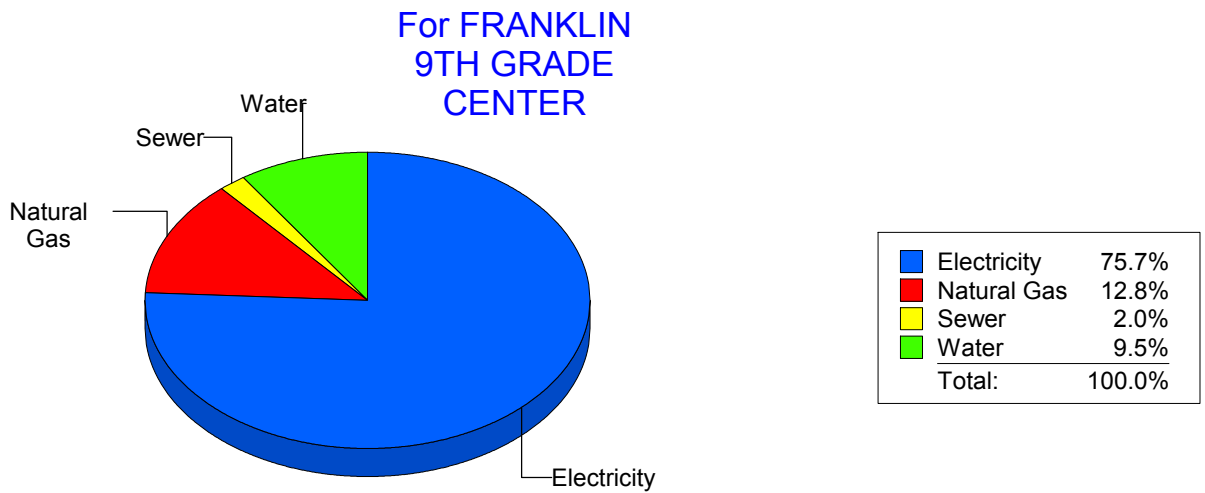
Energy CAP

Cost Avoidance Program

Cost Summary Graph

Grouped by Energy Type

Energy Type	Use	Units	Meter Cost	Special Charges	Total Cost	Avg Unit Cost	% of Total Cost
Site: FRANKLIN9THGRADECENTER - FRANKLIN 9TH GRADE CENTER							
Electricity	163,000	KWH	\$13,493.89	\$0.00	\$13,493.89	0.0828	75.72%
Natural Gas	3,890	CCF	\$2,279.77	\$0.00	\$2,279.77	0.5861	12.79%
Water	1,304	CCF	\$1,687.22	\$0.00	\$1,687.22	1.2939	9.47%
Sewer	95	CCF	\$360.33	\$0.00	\$360.33	3.7929	2.02%
Total Cost:			\$17,821.21	\$0.00	\$17,821.21		



Filters: Cost Center Name Not Equal To DoNotReport; Billing Period Equal To 201304All Meter CodesAll Group Names

elpaso

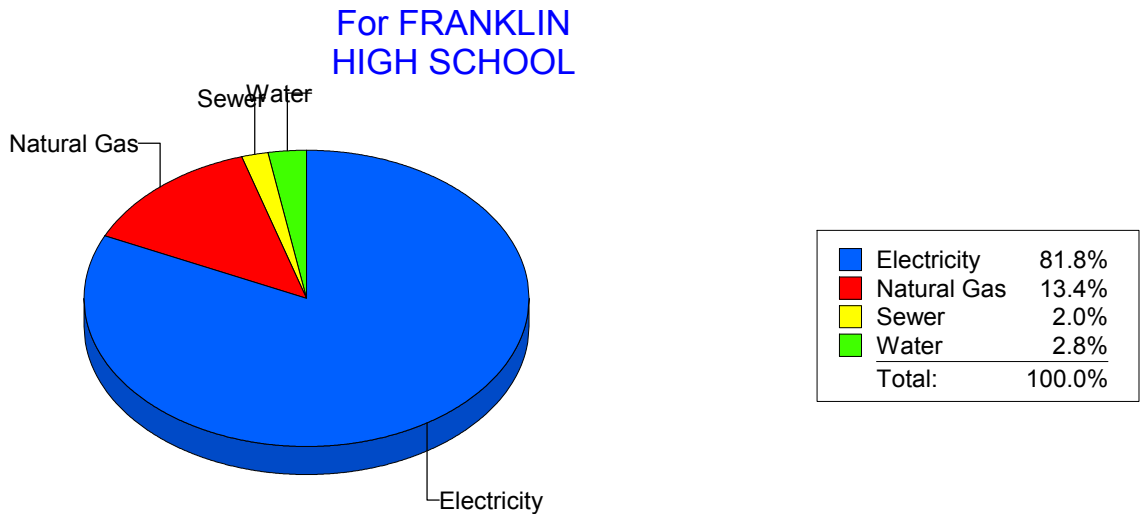
Energy CAP

Cost Avoidance Program

Cost Summary Graph

Grouped by Energy Type

Energy Type	Use	Units	Meter Cost	Special Charges	Total Cost	Avg Unit Cost	% of Total Cost
Site: FRANKLIN HIGH SCHOOL - FRANKLIN HIGH SCHOOL							
Electricity	329,730	KWH	\$27,078.58	\$0.00	\$27,078.58	0.0821	81.85%
Natural Gas	7,635	CCF	\$4,442.38	\$0.00	\$4,442.38	0.5818	13.43%
Water	428	CCF	\$916.25	\$0.00	\$916.25	2.1408	2.77%
Sewer	303	CCF	\$647.37	\$0.00	\$647.37	2.1365	1.96%
Total Cost:			\$33,084.58	\$0.00	\$33,084.58		



Filters: Cost Center Name Not Equal To DoNotReport; Billing Period Equal To 201304All Meter CodesAll Group Names

el paso

Energy CAP

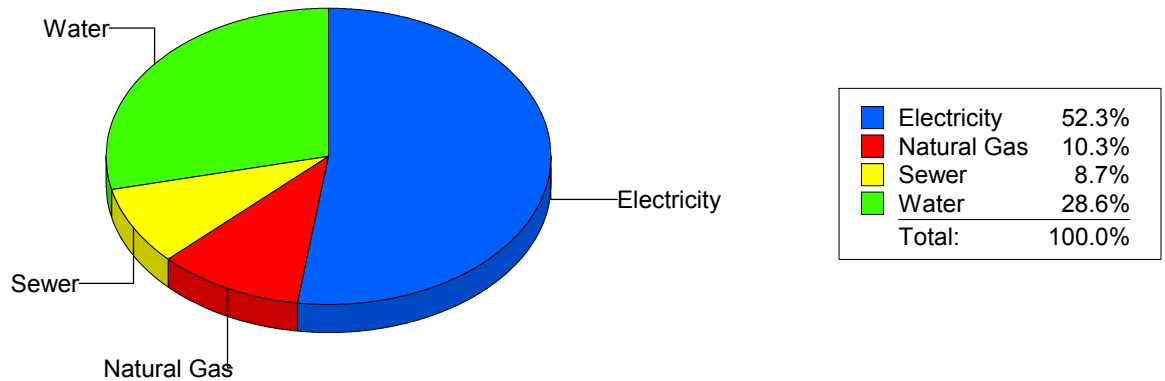
Cost Avoidance Program

Cost Summary Graph

Grouped by Energy Type

Energy Type	Use	Units	Meter Cost	Special Charges	Total Cost	Avg Unit Cost	% of Total Cost
Site: GREEN ELEMENTARY SCH - GREEN ELEMENTARY SCH							
Electricity	37,500	KWH	\$3,112.38	\$0.00	\$3,112.38	0.0830	52.34%
Natural Gas	936	CCF	\$614.92	\$0.00	\$614.92	0.6570	10.34%
Water	505	CCF	\$1,701.94	\$0.00	\$1,701.94	3.3702	28.62%
Sewer	160	CCF	\$517.35	\$0.00	\$517.35	3.2334	8.70%
Total Cost:			\$5,946.59	\$0.00	\$5,946.59		

For GREEN ELEMENTARY SCH



Filters: Cost Center Name Not Equal To DoNotReport; Billing Period Equal To 201304All Meter CodesAll Group Names

el Paso

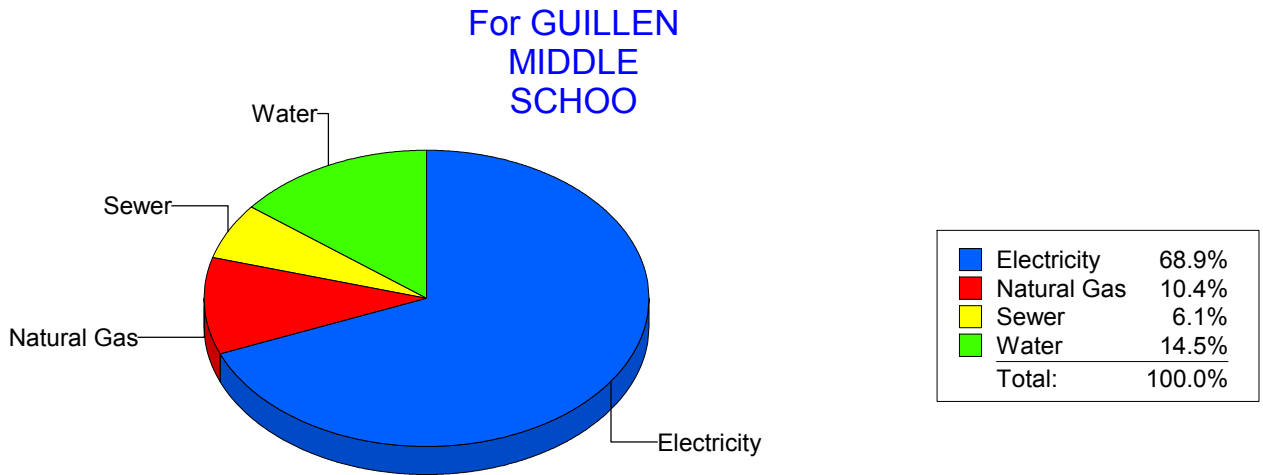
Energy CAP

Cost Avoidance Program

Cost Summary Graph

Grouped by Energy Type

Energy Type	Use	Units	Meter Cost	Special Charges	Total Cost	Avg Unit Cost	% of Total Cost
Site: GUILLEN MIDDLE SCHOOL - GUILLEN MIDDLE SCHOOL							
Electricity	77,115	KWH	\$6,946.15	\$0.00	\$6,946.15	0.0901	68.95%
Natural Gas	1,677	CCF	\$1,051.17	\$0.00	\$1,051.17	0.6268	10.43%
Water	700	CCF	\$1,465.08	\$0.00	\$1,465.08	2.0930	14.54%
Sewer	287	CCF	\$612.21	\$0.00	\$612.21	2.1331	6.08%
Total Cost:			\$10,074.61	\$0.00	\$10,074.61		



Filters: Cost Center Name Not Equal To DoNotReport; Billing Period Equal To 201304All Meter CodesAll Group Names

el Paso

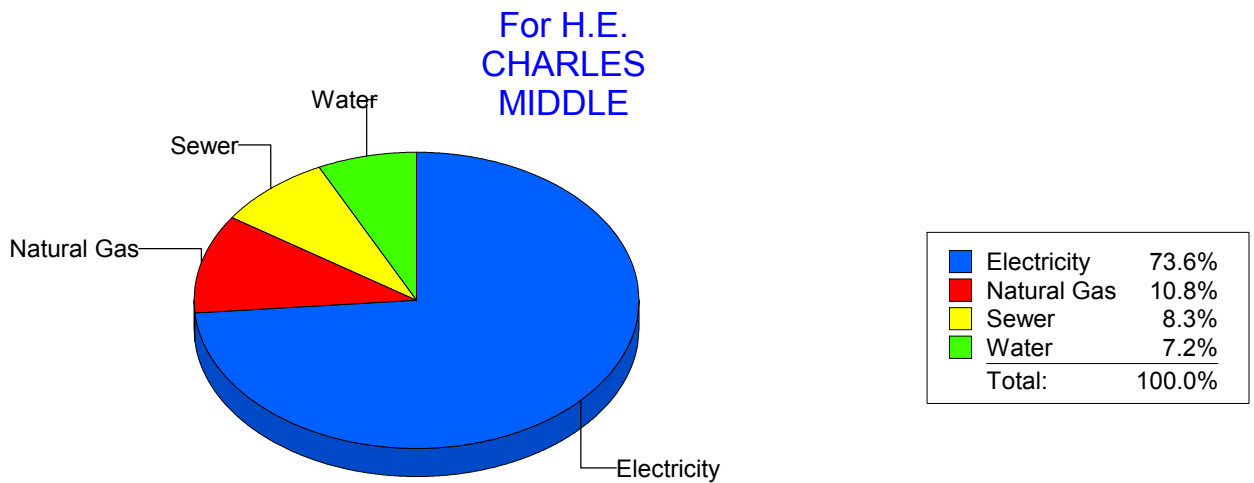
Energy CAP

Cost Avoidance Program

Cost Summary Graph

Grouped by Energy Type

Energy Type	Use	Units	Meter Cost	Special Charges	Total Cost	Avg Unit Cost	% of Total Cost
Site: H.E. CHARLES MIDDLE - H.E. CHARLES MIDDLE							
Electricity	79,187	KWH	\$7,825.18	\$0.00	\$7,825.18	0.0988	73.63%
Natural Gas	1,857	CCF	\$1,149.14	\$0.00	\$1,149.14	0.6188	10.81%
Water	343	CCF	\$767.93	\$0.00	\$767.93	2.2389	7.23%
Sewer	476	CCF	\$886.11	\$0.00	\$886.11	1.8616	8.34%
Total Cost:			\$10,628.36	\$0.00	\$10,628.36		



Filters: Cost Center Name Not Equal To DoNotReport; Billing Period Equal To 201304All Meter CodesAll Group Names

el Paso

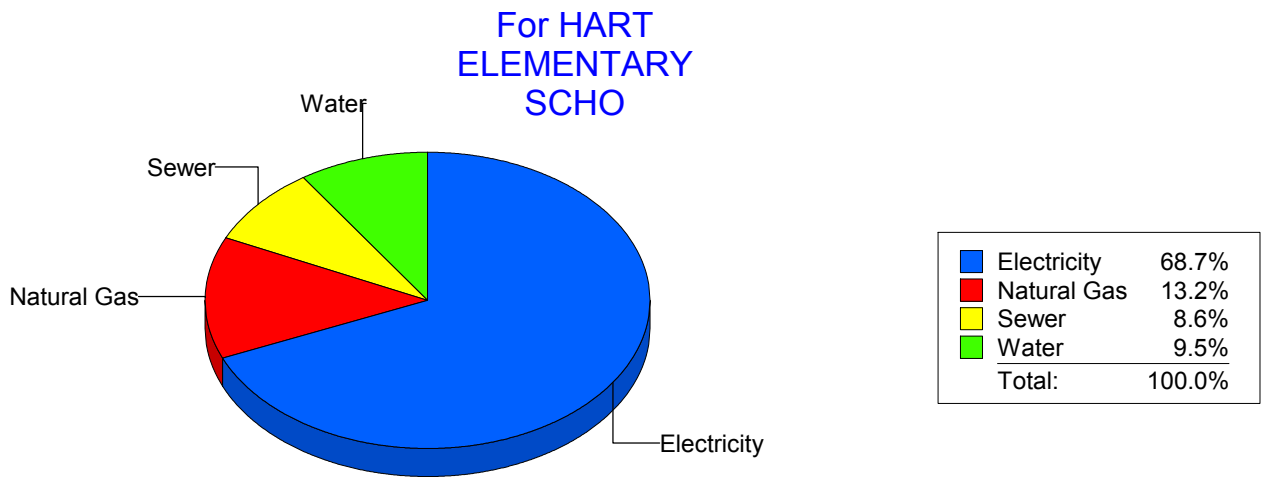
Energy CAP

Cost Avoidance Program

Cost Summary Graph

Grouped by Energy Type

Energy Type	Use	Units	Meter Cost	Special Charges	Total Cost	Avg Unit Cost	% of Total Cost
Site: HART ELEMENTARY SCHO - HART ELEMENTARY SCHO							
Electricity	21,772	KWH	\$2,279.58	\$0.00	\$2,279.58	0.1047	68.73%
Natural Gas	684	CCF	\$436.31	\$0.00	\$436.31	0.6379	13.16%
Water	107	CCF	\$313.88	\$0.00	\$313.88	2.9335	9.46%
Sewer	92	CCF	\$286.72	\$0.00	\$286.72	3.1165	8.65%
Total Cost:			\$3,316.49	\$0.00	\$3,316.49		



Filters: Cost Center Name Not Equal To DoNotReport; Billing Period Equal To 201304All Meter CodesAll Group Names

el paso

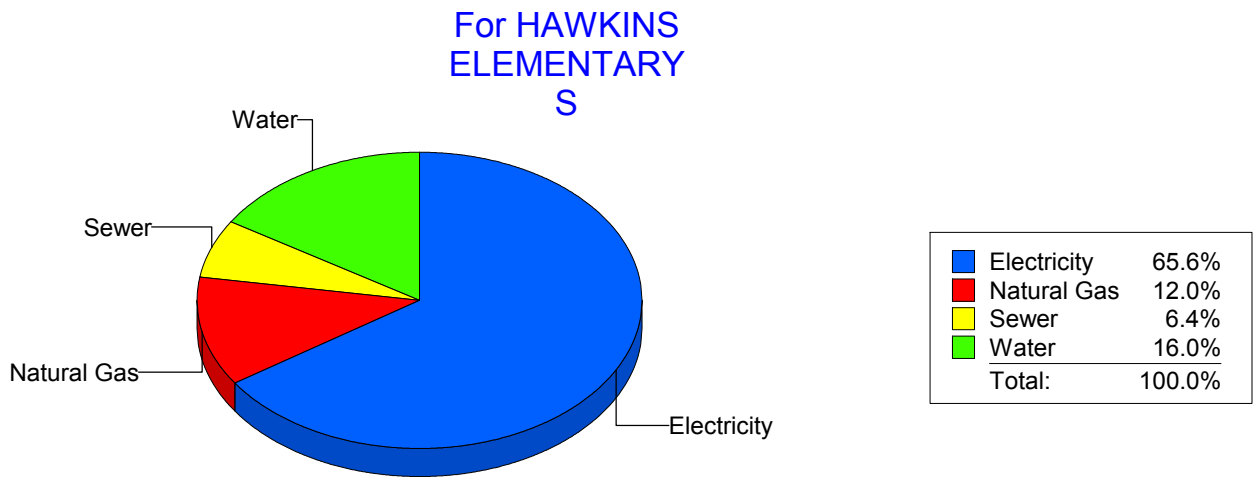
Energy CAP

Cost Avoidance Program

Cost Summary Graph

Grouped by Energy Type

Energy Type	Use	Units	Meter Cost	Special Charges	Total Cost	Avg Unit Cost	% of Total Cost
Site: HAWKINS ELEMENTARY S - HAWKINS ELEMENTARY S							
Electricity	25,174	KWH	\$2,131.37	\$0.00	\$2,131.37	0.0847	65.62%
Natural Gas	602	CCF	\$388.94	\$0.00	\$388.94	0.6461	11.98%
Water	138	CCF	\$519.81	\$0.00	\$519.81	3.7667	16.00%
Sewer	53	CCF	\$207.78	\$0.00	\$207.78	3.9204	6.40%
Total Cost:			\$3,247.90	\$0.00	\$3,247.90		



Filters: Cost Center Name Not Equal To DoNotReport; Billing Period Equal To 201304All Meter CodesAll Group Names

el Paso

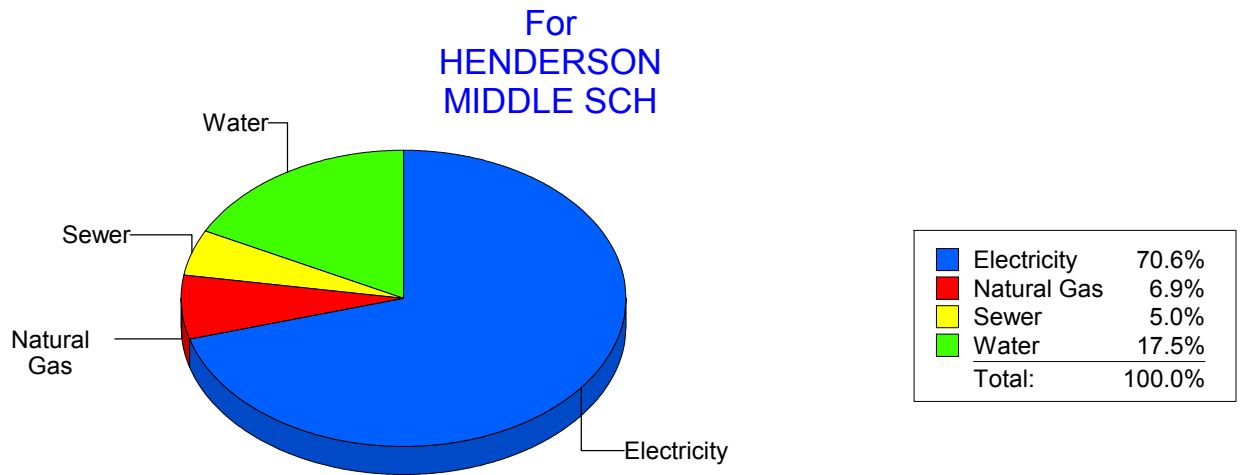
Energy CAP

Cost Avoidance Program

Cost Summary Graph

Grouped by Energy Type

Energy Type	Use	Units	Meter Cost	Special Charges	Total Cost	Avg Unit Cost	% of Total Cost
Site: HENDERSON MIDDLE SCH - HENDERSON MIDDLE SCH							
Electricity	52,773	KWH	\$4,923.36	\$0.00	\$4,923.36	0.0933	70.60%
Natural Gas	761	CCF	\$480.81	\$0.00	\$480.81	0.6318	6.89%
Water	576	CCF	\$1,220.79	\$0.00	\$1,220.79	2.1194	17.51%
Sewer	204	CCF	\$348.84	\$0.00	\$348.84	1.7100	5.00%
Total Cost:			\$6,973.80	\$0.00	\$6,973.80		



Filters: Cost Center Name Not Equal To DoNotReport; Billing Period Equal To 201304All Meter CodesAll Group Names

el paso

Energy CAP

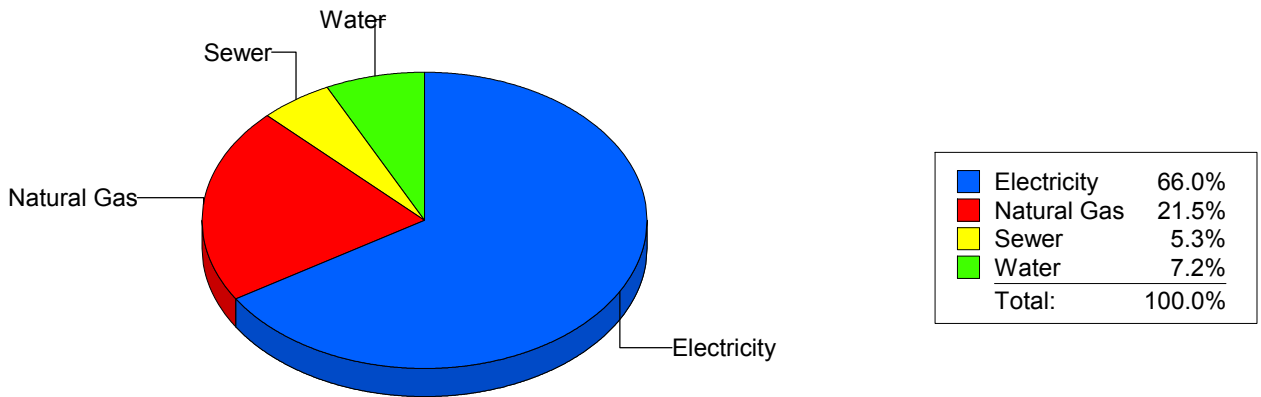
Cost Avoidance Program

Cost Summary Graph

Grouped by Energy Type

Energy Type	Use	Units	Meter Cost	Special Charges	Total Cost	Avg Unit Cost	% of Total Cost
Site: HERCULES COTTAGES - HERCULES COTTAGES							
Electricity		4,310 KWH	\$683.34	\$0.00	\$683.34	0.1585	65.98%
Natural Gas		22 CCF	\$223.15	\$0.00	\$223.15	10.1432	21.55%
Water		24 CCF	\$74.27	\$0.00	\$74.27	3.0946	7.17%
Sewer		16 CCF	\$54.87	\$0.00	\$54.87	3.4294	5.30%
Total Cost:			\$1,035.63	\$0.00	\$1,035.63		

For HERCULES COTTAGES



Filters: Cost Center Name Not Equal To DoNotReport; Billing Period Equal To 201304All Meter CodesAll Group Names

elpaso

Energy CAP

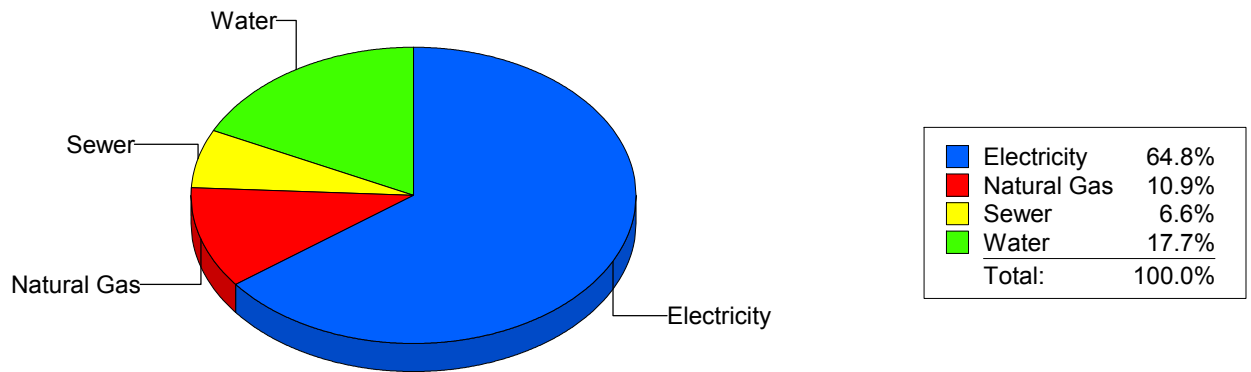
Cost Avoidance Program

Cost Summary Graph

Grouped by Energy Type

Energy Type	Use	Units	Meter Cost	Special Charges	Total Cost	Avg Unit Cost	% of Total Cost
Site: HERRERA - HERRERA ELEMENTARY							
Electricity	65,000	KWH	\$5,807.51	\$0.00	\$5,807.51	0.0893	64.76%
Natural Gas	1,628	CCF	\$981.78	\$0.00	\$981.78	0.6031	10.95%
Water	455	CCF	\$1,587.90	\$0.00	\$1,587.90	3.4899	17.71%
Sewer	262	CCF	\$590.79	\$0.00	\$590.79	2.2549	6.59%
Total Cost:			\$8,967.98	\$0.00	\$8,967.98		

For HERRERA ELEMENTARY



Filters: Cost Center Name Not Equal To DoNotReport; Billing Period Equal To 201304All Meter CodesAll Group Names

elpaso

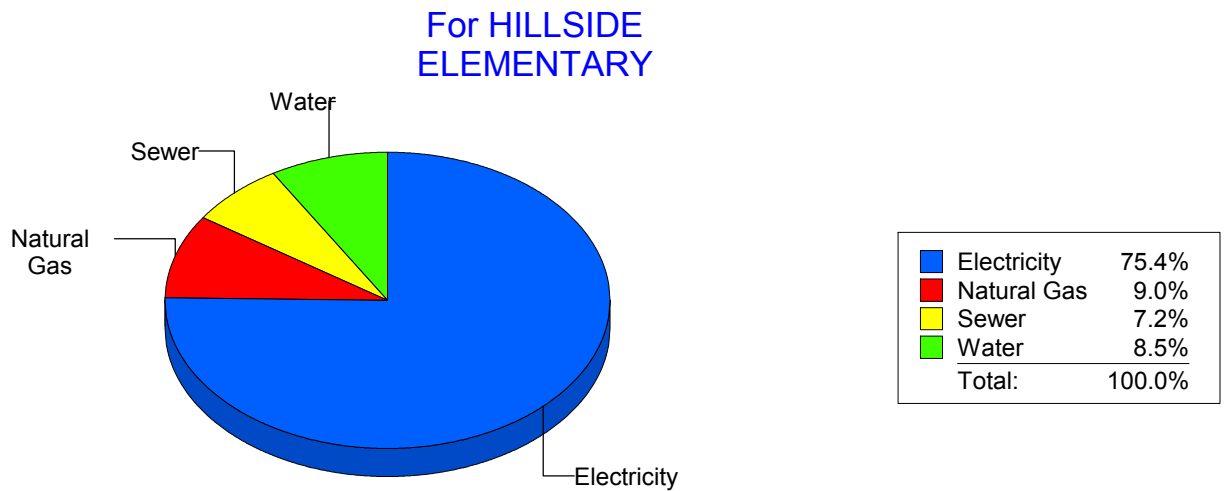
Energy CAP

Cost Avoidance Program

Cost Summary Graph

Grouped by Energy Type

Energy Type	Use	Units	Meter Cost	Special Charges	Total Cost	Avg Unit Cost	% of Total Cost
Site: HILLSIDE ELEMENTARY - HILLSIDE ELEMENTARY							
Electricity	36,100	KWH	\$3,728.76	\$0.00	\$3,728.76	0.1033	75.37%
Natural Gas	497	CCF	\$442.86	\$0.00	\$442.86	0.8911	8.95%
Water	140	CCF	\$421.52	\$0.00	\$421.52	3.0109	8.52%
Sewer	100	CCF	\$354.15	\$0.00	\$354.15	3.5415	7.16%
Total Cost:			\$4,947.29	\$0.00	\$4,947.29		



Filters: Cost Center Name Not Equal To DoNotReport; Billing Period Equal To 201304All Meter CodesAll Group Names

elpaso

Energy CAP

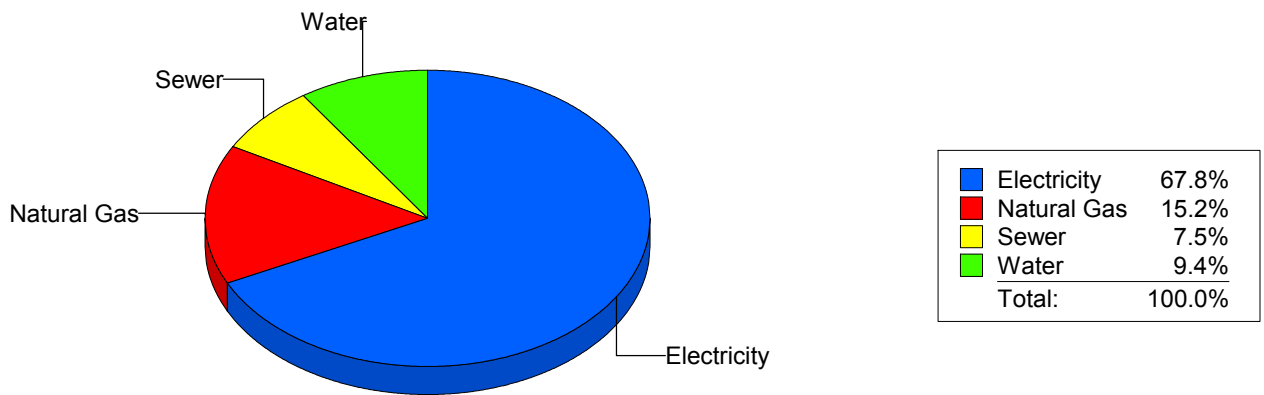
Cost Avoidance Program

Cost Summary Graph

Grouped by Energy Type

Energy Type	Use	Units	Meter Cost	Special Charges	Total Cost	Avg Unit Cost	% of Total Cost
Site: HOUSTON INTERMEDIATE - HOUSTON INTERMEDIATE							
Electricity	37,649	KWH	\$3,278.06	\$0.00	\$3,278.06	0.0871	67.78%
Natural Gas	1,082	CCF	\$736.44	\$0.00	\$736.44	0.6806	15.23%
Water	155	CCF	\$456.49	\$0.00	\$456.49	2.9451	9.44%
Sewer	100	CCF	\$365.08	\$0.00	\$365.08	3.6508	7.55%
Total Cost:			\$4,836.07	\$0.00	\$4,836.07		

For HOUSTON INTERMEDIATE



Filters: Cost Center Name Not Equal To DoNotReport; Billing Period Equal To 201304All Meter CodesAll Group Names

elpaso

Energy CAP

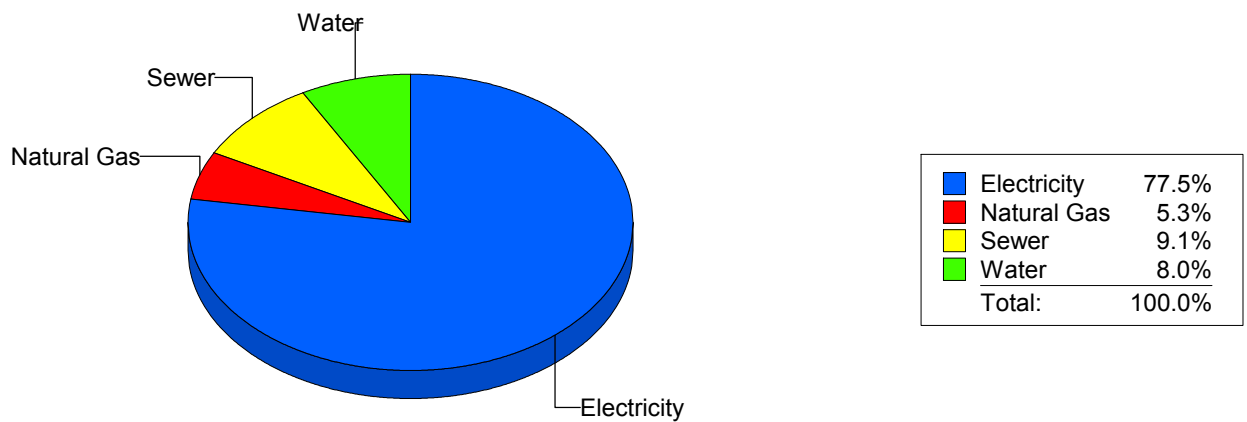
Cost Avoidance Program

Cost Summary Graph

Grouped by Energy Type

Energy Type	Use	Units	Meter Cost	Special Charges	Total Cost	Avg Unit Cost	% of Total Cost
Site: MOYE - HR MOYE							
Electricity	60,360	KWH	\$5,509.49	\$0.00	\$5,509.49	0.0913	77.55%
Natural Gas	582	CCF	\$377.38	\$0.00	\$377.38	0.6484	5.31%
Water	143	CCF	\$571.89	\$0.00	\$571.89	3.9992	8.05%
Sewer	302	CCF	\$645.99	\$0.00	\$645.99	2.1390	9.09%
Total Cost:			\$7,104.75	\$0.00	\$7,104.75		

For HR MOYE



Filters: Cost Center Name Not Equal To DoNotReport; Billing Period Equal To 201304All Meter CodesAll Group Names

elpaso

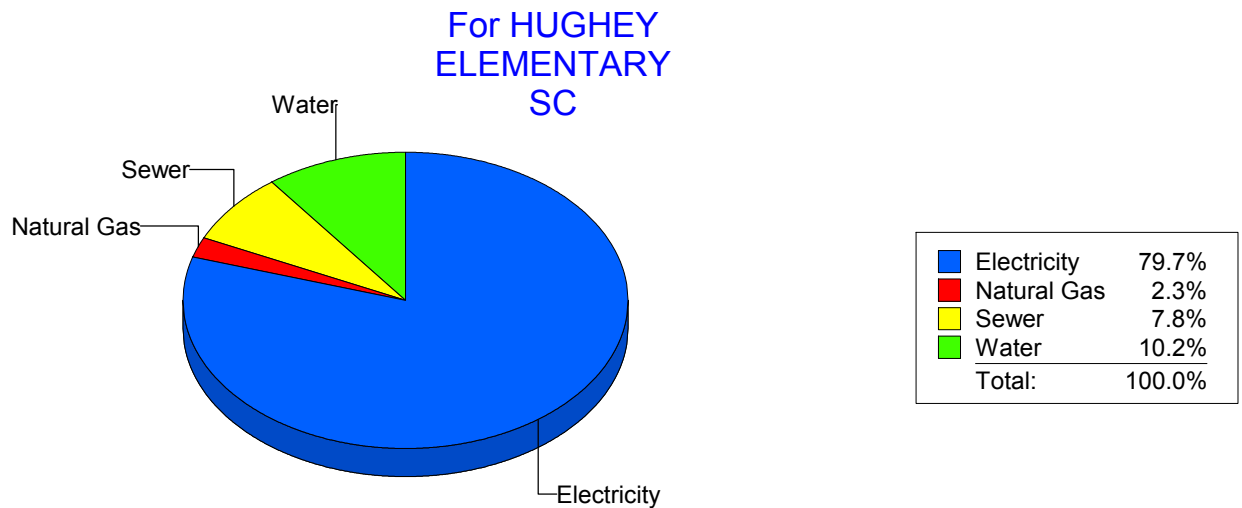
Energy CAP

Cost Avoidance Program

Cost Summary Graph

Grouped by Energy Type

Energy Type	Use	Units	Meter Cost	Special Charges	Total Cost	Avg Unit Cost	% of Total Cost
Site: HUGHEY ELEMENTARY SC - HUGHEY ELEMENTARY SC							
Electricity	35,470	KWH	\$3,829.52	\$0.00	\$3,829.52	0.1080	79.73%
Natural Gas	55	CCF	\$111.52	\$0.00	\$111.52	2.0276	2.32%
Water	111	CCF	\$488.81	\$0.00	\$488.81	4.4037	10.18%
Sewer	65	CCF	\$373.17	\$0.00	\$373.17	5.7411	7.77%
Total Cost:			\$4,803.02	\$0.00	\$4,803.02		



Filters: Cost Center Name Not Equal To DoNotReport; Billing Period Equal To 201304All Meter CodesAll Group Names

elpaso

Energy CAP

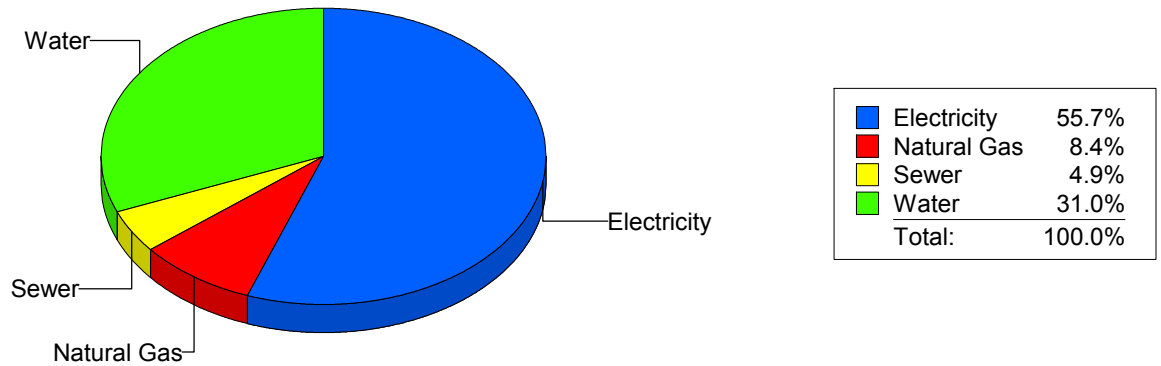
Cost Avoidance Program

Cost Summary Graph

Grouped by Energy Type

Energy Type	Use	Units	Meter Cost	Special Charges	Total Cost	Avg Unit Cost	% of Total Cost
Site: IRVIN HIGH SCHOOL - IRVIN HIGH SCHOOL							
Electricity	107,061	KWH	\$9,787.41	\$0.00	\$9,787.41	0.0914	55.69%
Natural Gas	2,412	CCF	\$1,477.32	\$0.00	\$1,477.32	0.6125	8.41%
Water	1,785	CCF	\$5,449.68	\$0.00	\$5,449.68	3.0530	31.01%
Sewer	515	CCF	\$859.53	\$0.00	\$859.53	1.6690	4.89%
Total Cost:			\$17,573.94	\$0.00	\$17,573.94		

For IRVIN HIGH SCHOOL



Filters: Cost Center Name Not Equal To DoNotReport; Billing Period Equal To 201304All Meter CodesAll Group Names

el Paso

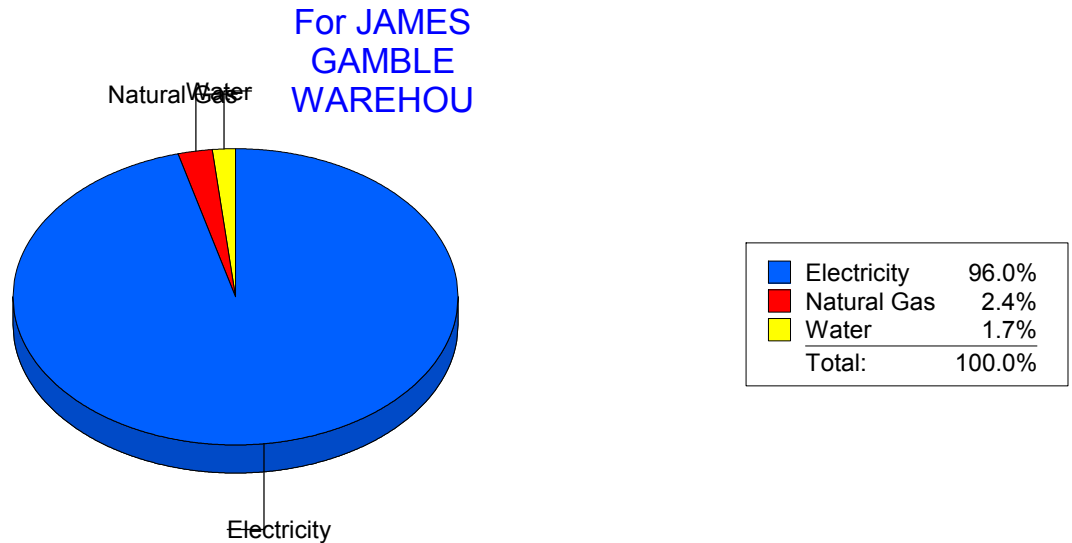
Energy CAP

Cost Avoidance Program

Cost Summary Graph

Grouped by Energy Type

Energy Type	Use	Units	Meter Cost	Special Charges	Total Cost	Avg Unit Cost	% of Total Cost
Site: JAMES GAMBLE WAREHOU - JAMES GAMBLE WAREHOU							
Electricity	26,400	KWH	\$2,255.87	\$0.00	\$2,255.87	0.0854	95.96%
Natural Gas	27	CCF	\$55.66	\$0.00	\$55.66	2.0615	2.37%
Water	0	CCF	\$39.32	\$0.00	\$39.32	0.0000	1.67%
Total Cost:			\$2,350.85	\$0.00	\$2,350.85		



Filters: Cost Center Name Not Equal To DoNotReport; Billing Period Equal To 201304All Meter CodesAll Group Names

elpaso

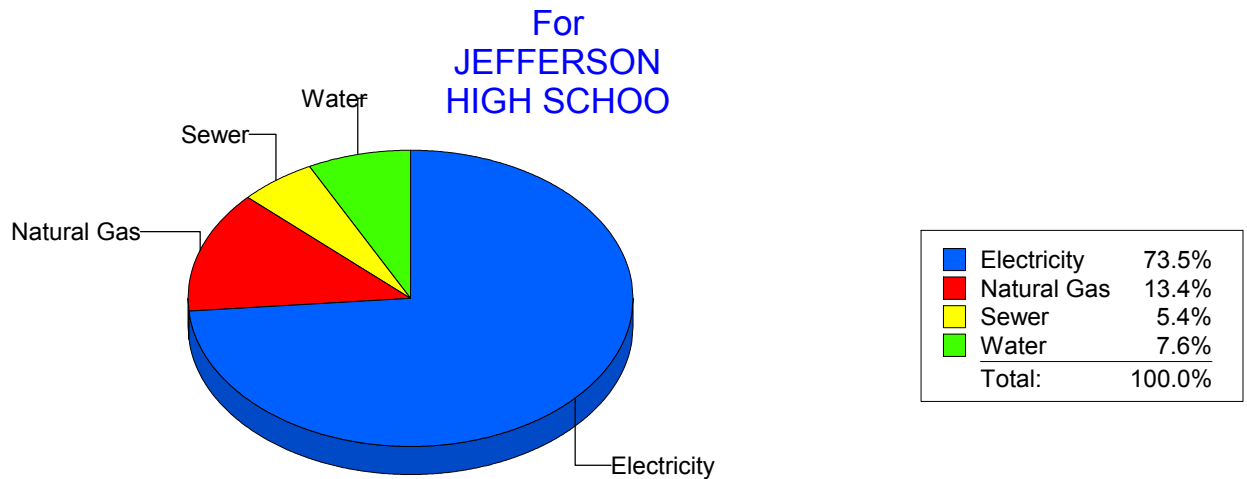
Energy CAP

Cost Avoidance Program

Cost Summary Graph

Grouped by Energy Type

Energy Type	Use	Units	Meter Cost	Special Charges	Total Cost	Avg Unit Cost	% of Total Cost
Site: JEFFERSON HIGH SCHOO - JEFFERSON HIGH SCHOO							
Electricity	114,720	KWH	\$11,071.25	\$0.00	\$11,071.25	0.0965	73.54%
Natural Gas	2,951	CCF	\$2,018.44	\$0.00	\$2,018.44	0.6840	13.41%
Water	564	CCF	\$1,149.59	\$0.00	\$1,149.59	2.0383	7.64%
Sewer	321	CCF	\$815.65	\$0.00	\$815.65	2.5410	5.42%
Total Cost:			\$15,054.93	\$0.00	\$15,054.93		



Filters: Cost Center Name Not Equal To DoNotReport; Billing Period Equal To 201304All Meter CodesAll Group Names

elpaso

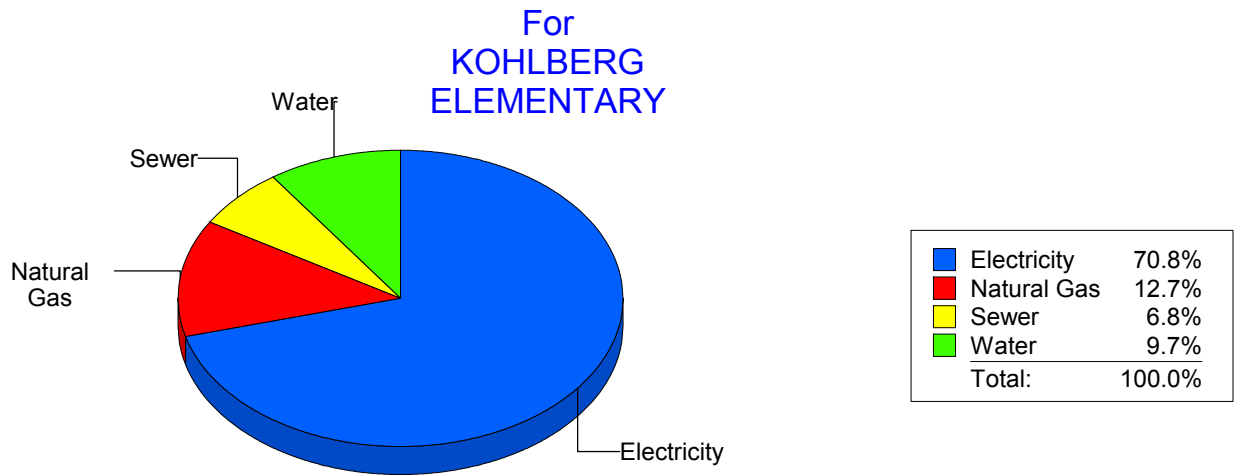
Energy CAP

Cost Avoidance Program

Cost Summary Graph

Grouped by Energy Type

Energy Type	Use	Units	Meter Cost	Special Charges	Total Cost	Avg Unit Cost	% of Total Cost
Site: KOHLBERG ELEMENTARY - KOHLBERG ELEMENTARY							
Electricity	51,180	KWH	\$4,786.83	\$0.00	\$4,786.83	0.0935	70.78%
Natural Gas	1,168	CCF	\$858.94	\$0.00	\$858.94	0.7354	12.70%
Water	288	CCF	\$654.03	\$0.00	\$654.03	2.2709	9.67%
Sewer	189	CCF	\$463.16	\$0.00	\$463.16	2.4506	6.85%
Total Cost:			\$6,762.96	\$0.00	\$6,762.96		



Filters: Cost Center Name Not Equal To DoNotReport; Billing Period Equal To 201304All Meter CodesAll Group Names

el paso

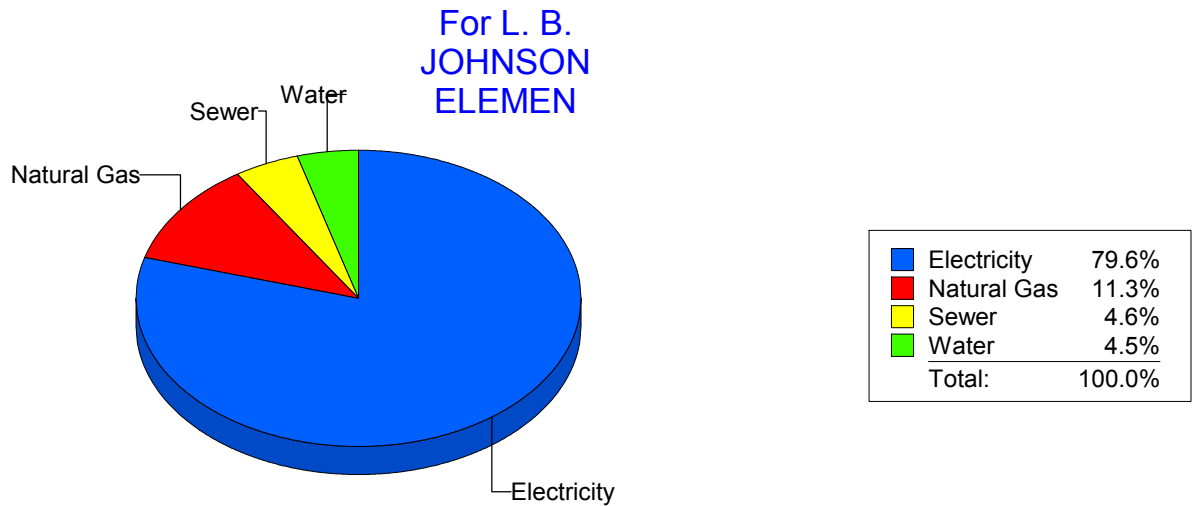
Energy CAP

Cost Avoidance Program

Cost Summary Graph

Grouped by Energy Type

Energy Type	Use	Units	Meter Cost	Special Charges	Total Cost	Avg Unit Cost	% of Total Cost
Site: L. B. JOHNSON ELEMEN - L. B. JOHNSON ELEMEN							
Electricity	57,650	KWH	\$5,934.45	\$0.00	\$5,934.45	0.1029	79.58%
Natural Gas	1,316	CCF	\$841.03	\$0.00	\$841.03	0.6391	11.28%
Water	147	CCF	\$336.66	\$0.00	\$336.66	2.2902	4.51%
Sewer	142	CCF	\$344.79	\$0.00	\$344.79	2.4281	4.62%
Total Cost:			\$7,456.93	\$0.00	\$7,456.93		



Filters: Cost Center Name Not Equal To DoNotReport; Billing Period Equal To 201304All Meter CodesAll Group Names

elpaso

Energy CAP

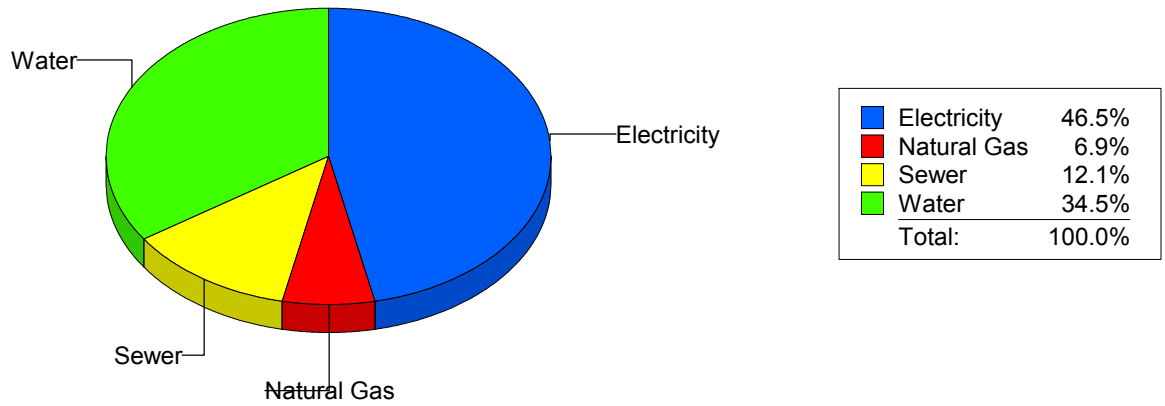
Cost Avoidance Program

Cost Summary Graph

Grouped by Energy Type

Energy Type	Use	Units	Meter Cost	Special Charges	Total Cost	Avg Unit Cost	% of Total Cost
Site: LAMAR ELEMENTARY SCH - LAMAR ELEMENTARY SCH							
Electricity	30,900	KWH	\$2,922.75	\$0.00	\$2,922.75	0.0946	46.53%
Natural Gas	528	CCF	\$430.53	\$0.00	\$430.53	0.8154	6.85%
Water	679	CCF	\$2,166.78	\$0.00	\$2,166.78	3.1911	34.50%
Sewer	287	CCF	\$761.04	\$0.00	\$761.04	2.6517	12.12%
Total Cost:			\$6,281.10	\$0.00	\$6,281.10		

For LAMAR
ELEMENTARY
SCH



Filters: Cost Center Name Not Equal To DoNotReport; Billing Period Equal To 201304All Meter CodesAll Group Names

elpaso

Energy CAP

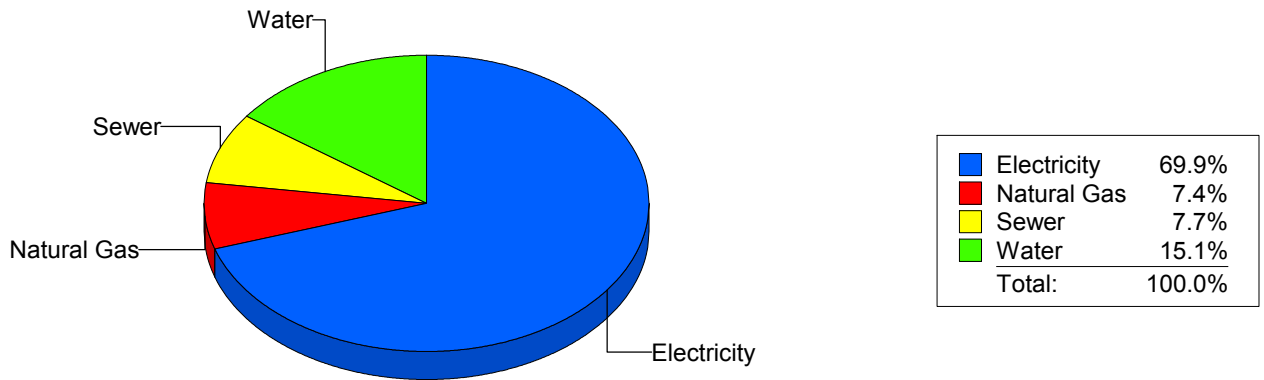
Cost Avoidance Program

Cost Summary Graph

Grouped by Energy Type

Energy Type	Use	Units	Meter Cost	Special Charges	Total Cost	Avg Unit Cost	% of Total Cost
Site: LEE ELEMENTARY - LEE ELEMENTARY							
Electricity	32,100	KWH	\$3,943.46	\$0.00	\$3,943.46	0.1228	69.89%
Natural Gas	650	CCF	\$416.68	\$0.00	\$416.68	0.6410	7.39%
Water	229	CCF	\$850.30	\$0.00	\$850.30	3.7131	15.07%
Sewer	108	CCF	\$431.78	\$0.00	\$431.78	3.9980	7.65%
Total Cost:			\$5,642.22	\$0.00	\$5,642.22		

For LEE ELEMENTARY



Filters: Cost Center Name Not Equal To DoNotReport; Billing Period Equal To 201304All Meter CodesAll Group Names

elpaso

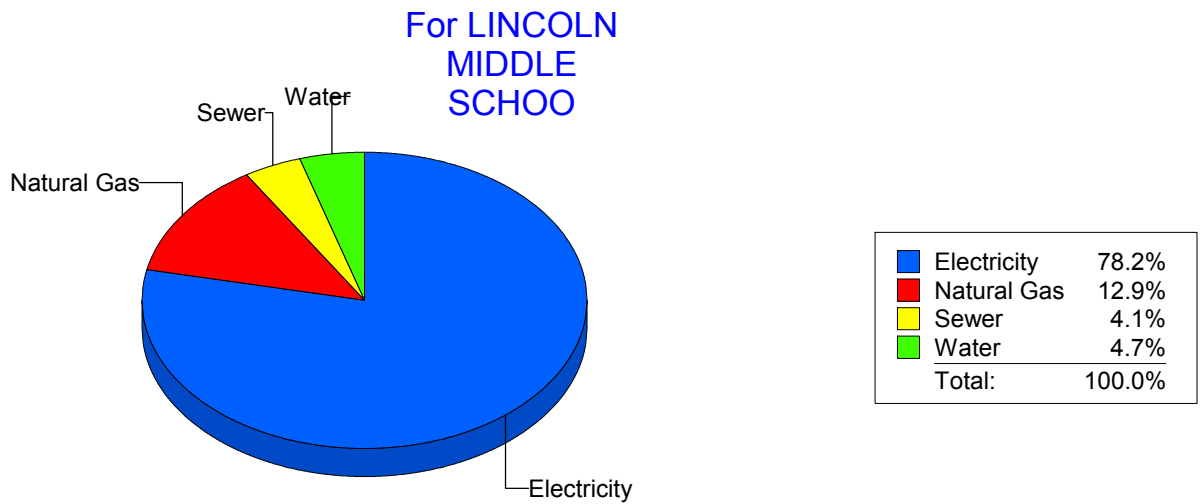
Energy CAP

Cost Avoidance Program

Cost Summary Graph

Grouped by Energy Type

Energy Type	Use	Units	Meter Cost	Special Charges	Total Cost	Avg Unit Cost	% of Total Cost
Site: LINCOLN MIDDLE SCHOO - LINCOLN MIDDLE SCHOO							
Electricity	128,100	KWH	\$12,182.47	\$0.00	\$12,182.47	0.0951	78.22%
Natural Gas	3,422	CCF	\$2,014.13	\$0.00	\$2,014.13	0.5886	12.93%
Water	383	CCF	\$732.87	\$0.00	\$732.87	1.9135	4.71%
Sewer	359	CCF	\$644.25	\$0.00	\$644.25	1.7946	4.14%
Total Cost:			\$15,573.72	\$0.00	\$15,573.72		



Filters: Cost Center Name Not Equal To DoNotReport; Billing Period Equal To 201304All Meter CodesAll Group Names

el Paso

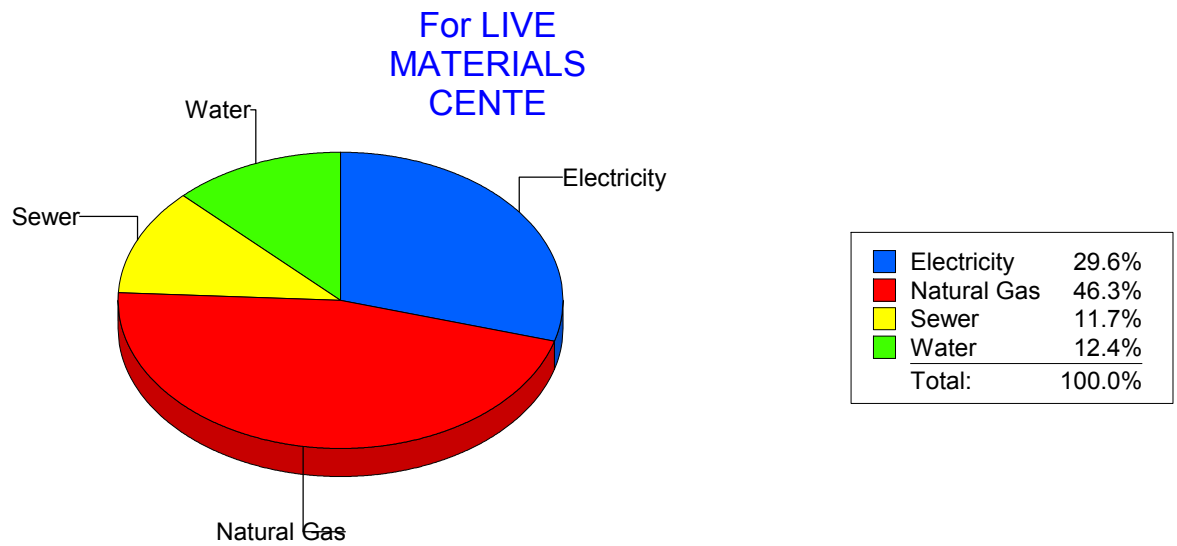
Energy CAP

Cost Avoidance Program

Cost Summary Graph

Grouped by Energy Type

Energy Type	Use	Units	Meter Cost	Special Charges	Total Cost	Avg Unit Cost	% of Total Cost
Site: LIVE MATERIALS CENTE - LIVE MATERIALS CENTE							
Electricity		241 KWH	\$58.69	\$0.00	\$58.69	0.2435	29.58%
Natural Gas		14 CCF	\$91.77	\$0.00	\$91.77	6.5550	46.26%
Water		1 CCF	\$24.70	\$0.00	\$24.70	24.7000	12.45%
Sewer		1 CCF	\$23.24	\$0.00	\$23.24	23.2400	11.71%
Total Cost:			\$198.40	\$0.00	\$198.40		



Filters: Cost Center Name Not Equal To DoNotReport; Billing Period Equal To 201304All Meter CodesAll Group Names

elpaso

Energy CAP

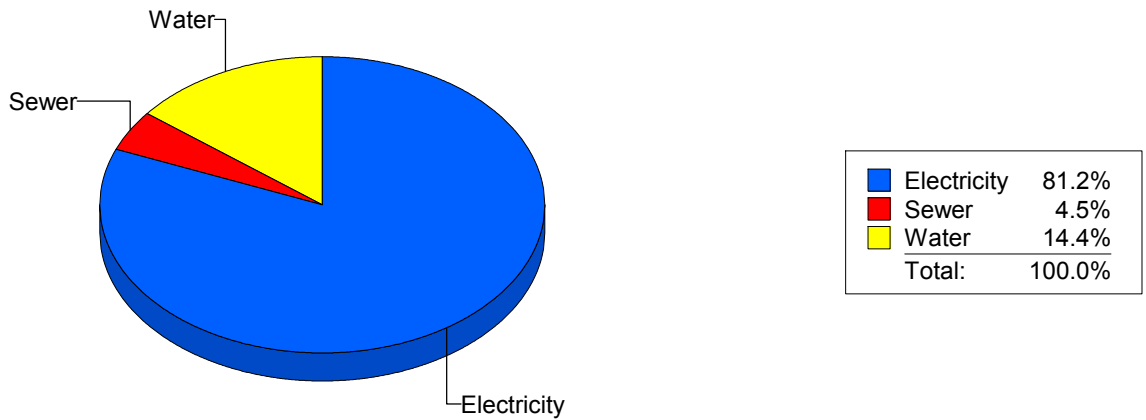
Cost Avoidance Program

Cost Summary Graph

Grouped by Energy Type

Energy Type	Use	Units	Meter Cost	Special Charges	Total Cost	Avg Unit Cost	% of Total Cost
Site: LOGAN ELEMENTARY - LOGAN ELEMENTARY							
Electricity	27,400	KWH	\$3,085.30	\$0.00	\$3,085.30	0.1126	81.16%
Water	201	CCF	\$546.65	\$0.00	\$546.65	2.7197	14.38%
Sewer	74	CCF	\$169.44	\$0.00	\$169.44	2.2897	4.46%
Total Cost:			\$3,801.39	\$0.00	\$3,801.39		

For LOGAN ELEMENTARY



Filters: Cost Center Name Not Equal To DoNotReport; Billing Period Equal To 201304All Meter CodesAll Group Names

elpaso

Energy CAP

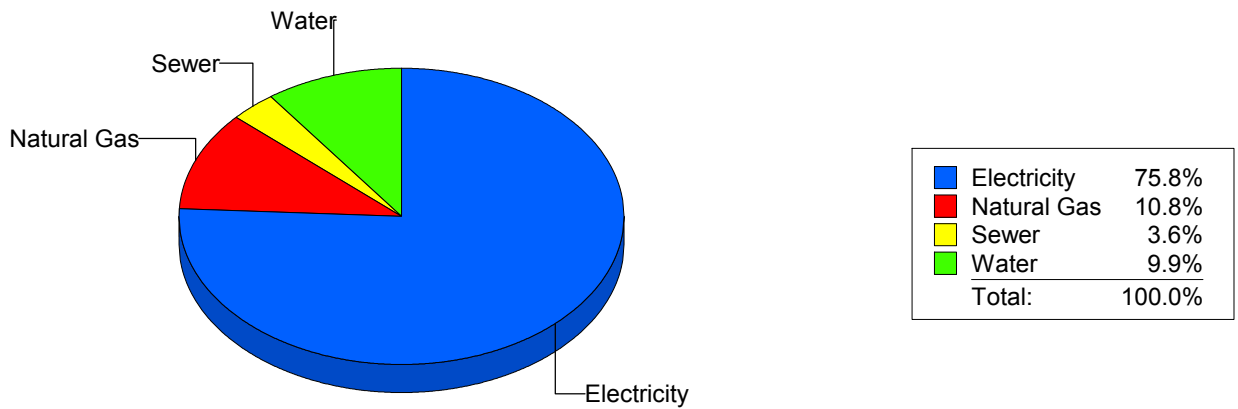
Cost Avoidance Program

Cost Summary Graph

Grouped by Energy Type

Energy Type	Use	Units	Meter Cost	Special Charges	Total Cost	Avg Unit Cost	% of Total Cost
Site: LUNDY - LUNDY							
Electricity	64,600	KWH	\$7,784.18	\$0.00	\$7,784.18	0.1205	75.78%
Natural Gas	1,786	CCF	\$1,106.94	\$0.00	\$1,106.94	0.6198	10.78%
Water	266	CCF	\$1,013.22	\$0.00	\$1,013.22	3.8091	9.86%
Sewer	100	CCF	\$367.23	\$0.00	\$367.23	3.6723	3.58%
Total Cost:			\$10,271.57	\$0.00	\$10,271.57		

For LUNDY



Filters: Cost Center Name Not Equal To DoNotReport; Billing Period Equal To 201304All Meter CodesAll Group Names

elpaso

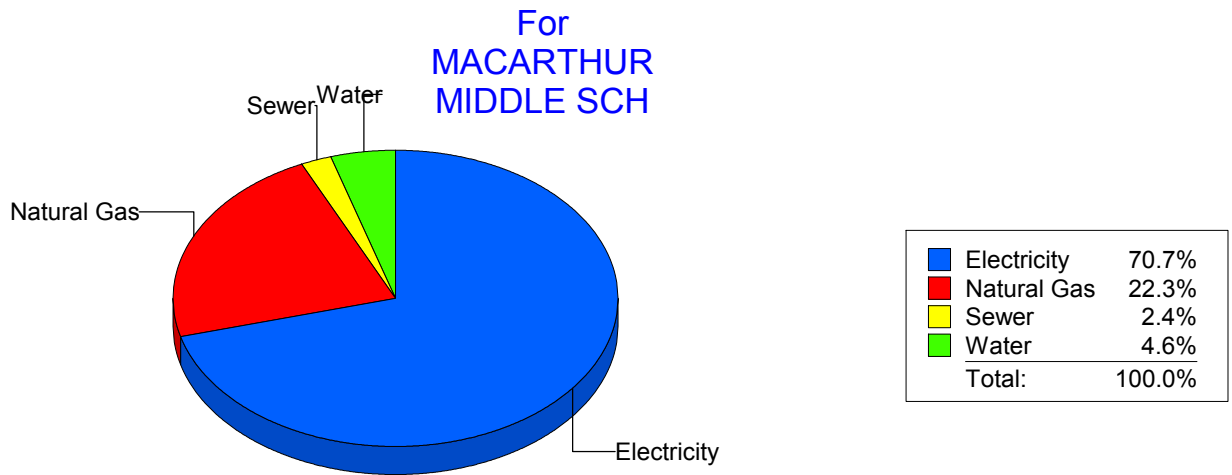
Energy CAP

Cost Avoidance Program

Cost Summary Graph

Grouped by Energy Type

Energy Type	Use	Units	Meter Cost	Special Charges	Total Cost	Avg Unit Cost	% of Total Cost
Site: MACARTHUR MIDDLE SCH - MACARTHUR MIDDLE SCH							
Electricity	108,640	KWH	\$9,531.27	\$0.00	\$9,531.27	0.0877	70.75%
Natural Gas	5,166	CCF	\$3,004.07	\$0.00	\$3,004.07	0.5815	22.30%
Water	186	CCF	\$618.36	\$0.00	\$618.36	3.3245	4.59%
Sewer	123	CCF	\$318.57	\$0.00	\$318.57	2.5900	2.36%
Total Cost:			\$13,472.27	\$0.00	\$13,472.27		



Filters: Cost Center Name Not Equal To DoNotReport; Billing Period Equal To 201304All Meter CodesAll Group Names

elpaso

Energy CAP

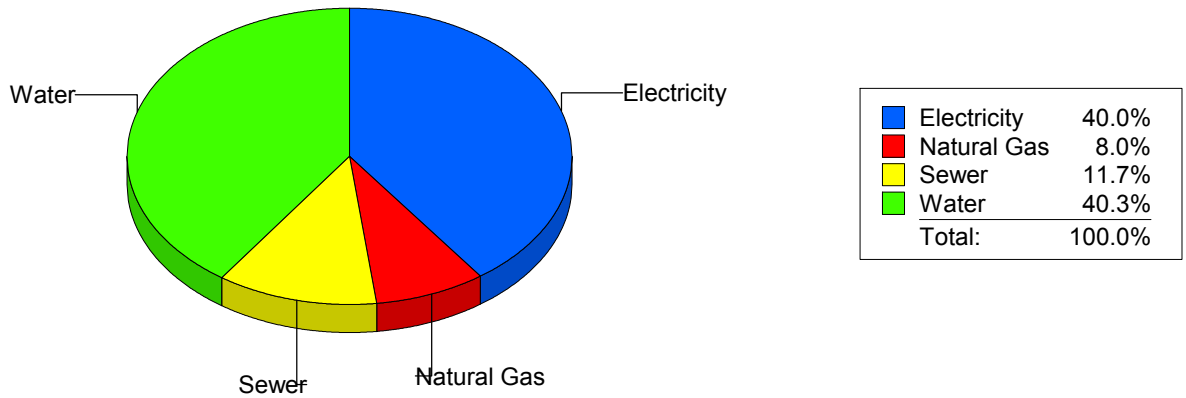
Cost Avoidance Program

Cost Summary Graph

Grouped by Energy Type

Energy Type	Use	Units	Meter Cost	Special Charges	Total Cost	Avg Unit Cost	% of Total Cost
Site: MAGOFFIN MIDDLE SCHO - MAGOFFIN MIDDLE SCHO							
Electricity	17,730	KWH	\$1,953.73	\$0.00	\$1,953.73	0.1102	40.02%
Natural Gas	601	CCF	\$388.29	\$0.00	\$388.29	0.6461	7.95%
Water	837	CCF	\$1,968.01	\$0.00	\$1,968.01	2.3513	40.32%
Sewer	248	CCF	\$571.47	\$0.00	\$571.47	2.3043	11.71%
Total Cost:			\$4,881.50	\$0.00	\$4,881.50		

For MAGOFFIN MIDDLE SCHO



Filters: Cost Center Name Not Equal To DoNotReport; Billing Period Equal To 201304All Meter CodesAll Group Names

elpaso

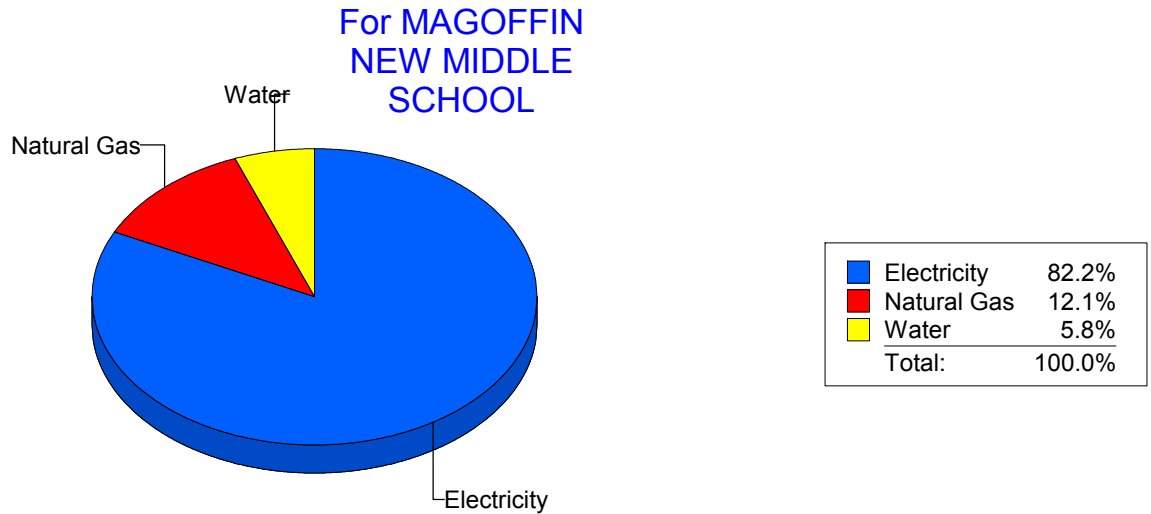
Energy CAP

Cost Avoidance Program

Cost Summary Graph

Grouped by Energy Type

Energy Type	Use	Units	Meter Cost	Special Charges	Total Cost	Avg Unit Cost	% of Total Cost
Site: MAGOFFINMIDDLESCHOOLN047 - MAGOFFIN NEW MIDDLE SCHOOL							
Electricity	111,600	KWH	\$9,624.87	\$0.00	\$9,624.87	0.0862	82.17%
Natural Gas	2,376	CCF	\$1,414.00	\$0.00	\$1,414.00	0.5951	12.07%
Water	120	CCF	\$674.45	\$0.00	\$674.45	5.6204	5.76%
Total Cost:			\$11,713.32	\$0.00	\$11,713.32		



Filters: Cost Center Name Not Equal To DoNotReport; Billing Period Equal To 201304All Meter CodesAll Group Names

elpaso

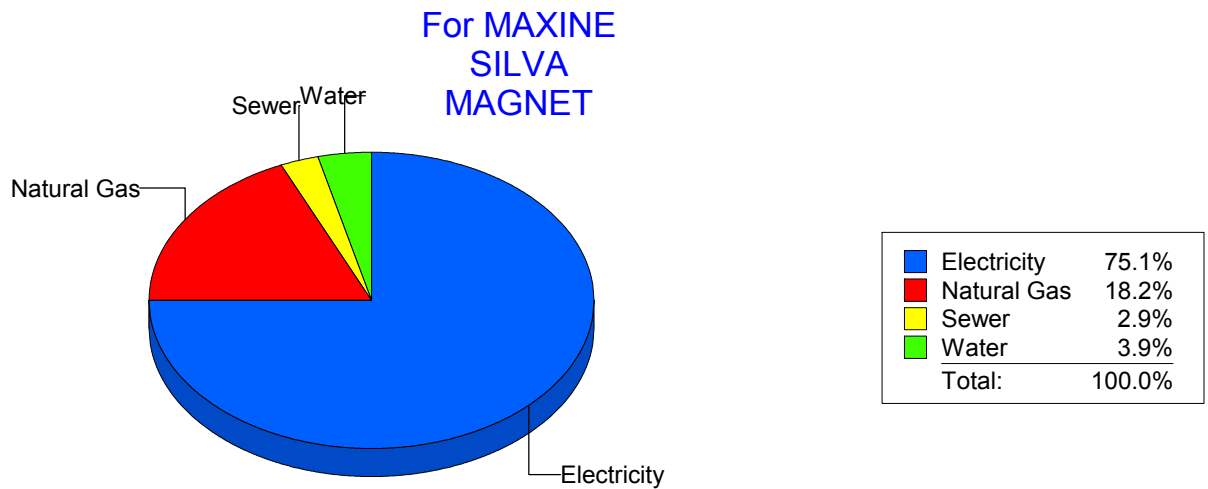
Energy CAP

Cost Avoidance Program

Cost Summary Graph

Grouped by Energy Type

Energy Type	Use	Units	Meter Cost	Special Charges	Total Cost	Avg Unit Cost	% of Total Cost
Site: MAXINE SILVA MAGNET - MAXINE SILVA MAGNET							
Electricity	82,200	KWH	\$6,877.17	\$0.00	\$6,877.17	0.0837	75.10%
Natural Gas	2,807	CCF	\$1,663.06	\$0.00	\$1,663.06	0.5925	18.16%
Water	125	CCF	\$353.99	\$0.00	\$353.99	2.8319	3.87%
Sewer	83	CCF	\$263.37	\$0.00	\$263.37	3.1731	2.88%
Total Cost:			\$9,157.59	\$0.00	\$9,157.59		



Filters: Cost Center Name Not Equal To DoNotReport; Billing Period Equal To 201304All Meter CodesAll Group Names

el Paso

Energy CAP

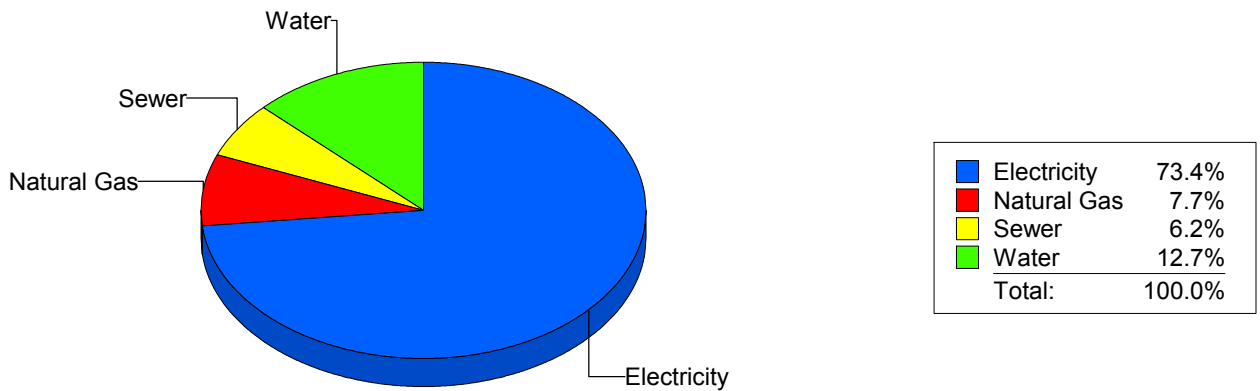
Cost Avoidance Program

Cost Summary Graph

Grouped by Energy Type

Energy Type	Use	Units	Meter Cost	Special Charges	Total Cost	Avg Unit Cost	% of Total Cost
Site: MESITA ELEMENTARY - MESITA ELEMENTARY							
Electricity	86,760	KWH	\$8,239.71	\$0.00	\$8,239.71	0.0950	73.42%
Natural Gas	1,349	CCF	\$862.03	\$0.00	\$862.03	0.6390	7.68%
Water	563	CCF	\$1,429.72	\$0.00	\$1,429.72	2.5395	12.74%
Sewer	335	CCF	\$691.53	\$0.00	\$691.53	2.0643	6.16%
Total Cost:			\$11,222.99	\$0.00	\$11,222.99		

For MESITA ELEMENTARY



Filters: Cost Center Name Not Equal To DoNotReport; Billing Period Equal To 201304All Meter CodesAll Group Names

elpaso

Energy CAP

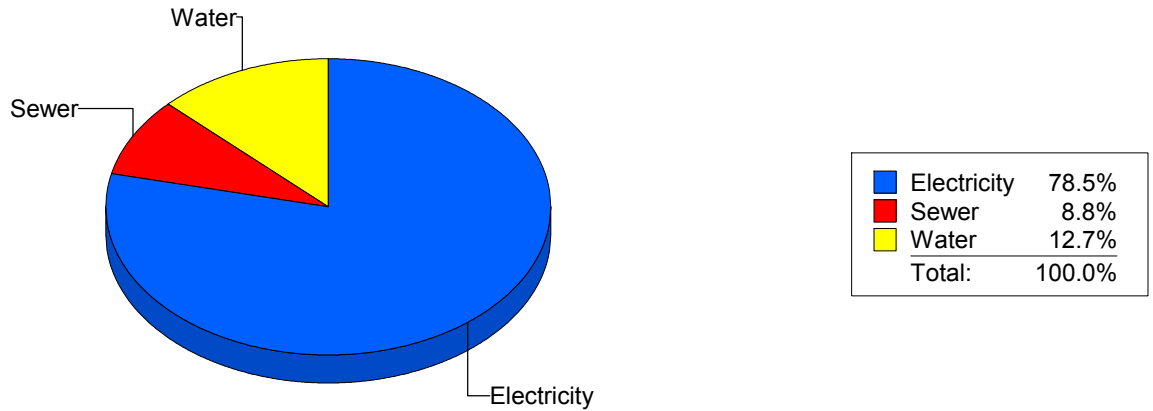
Cost Avoidance Program

Cost Summary Graph

Grouped by Energy Type

Energy Type	Use	Units	Meter Cost	Special Charges	Total Cost	Avg Unit Cost	% of Total Cost
Site: MILAM ELEMENTARY - MILAM ELEMENTARY							
Electricity	22,440	KWH	\$1,985.19	\$0.00	\$1,985.19	0.0885	78.51%
Water	102	CCF	\$319.95	\$0.00	\$319.95	3.1368	12.65%
Sewer	54	CCF	\$223.35	\$0.00	\$223.35	4.1361	8.83%
Total Cost:			\$2,528.49	\$0.00	\$2,528.49		

For MILAM ELEMENTARY



Filters: Cost Center Name Not Equal To DoNotReport; Billing Period Equal To 201304All Meter CodesAll Group Names

elpaso

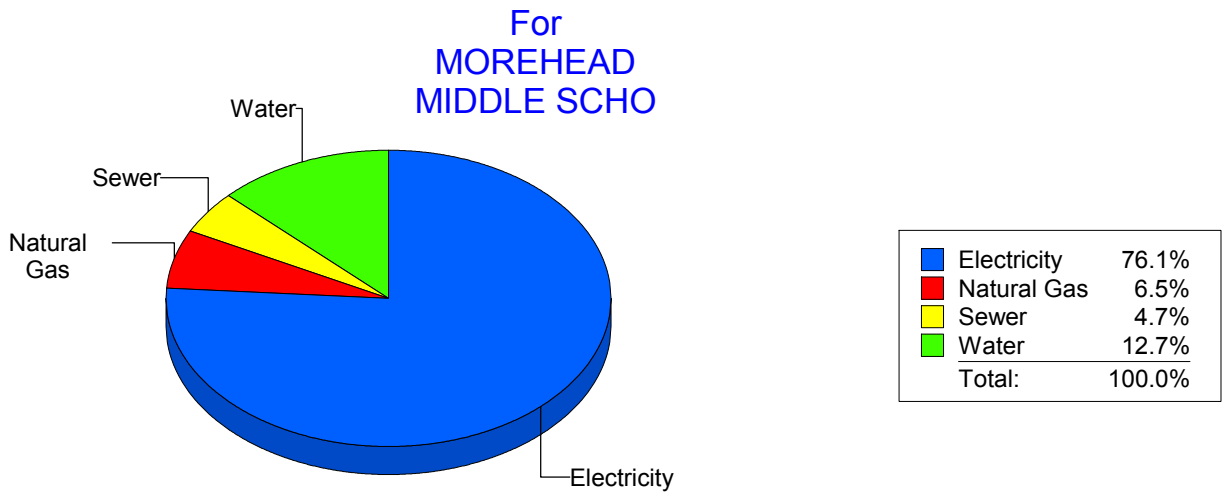
Energy CAP

Cost Avoidance Program

Cost Summary Graph

Grouped by Energy Type

Energy Type	Use	Units	Meter Cost	Special Charges	Total Cost	Avg Unit Cost	% of Total Cost
Site: MOREHEAD MIDDLE SCHO - MOREHEAD MIDDLE SCHO							
Electricity	91,917	KWH	\$8,854.86	\$0.00	\$8,854.86	0.0963	76.07%
Natural Gas	1,247	CCF	\$761.63	\$0.00	\$761.63	0.6108	6.54%
Water	1,037	CCF	\$1,480.97	\$0.00	\$1,480.97	1.4281	12.72%
Sewer	227	CCF	\$542.49	\$0.00	\$542.49	2.3898	4.66%
Total Cost:			\$11,639.95	\$0.00	\$11,639.95		



Filters: Cost Center Name Not Equal To DoNotReport; Billing Period Equal To 201304All Meter CodesAll Group Names

elpaso

Energy CAP

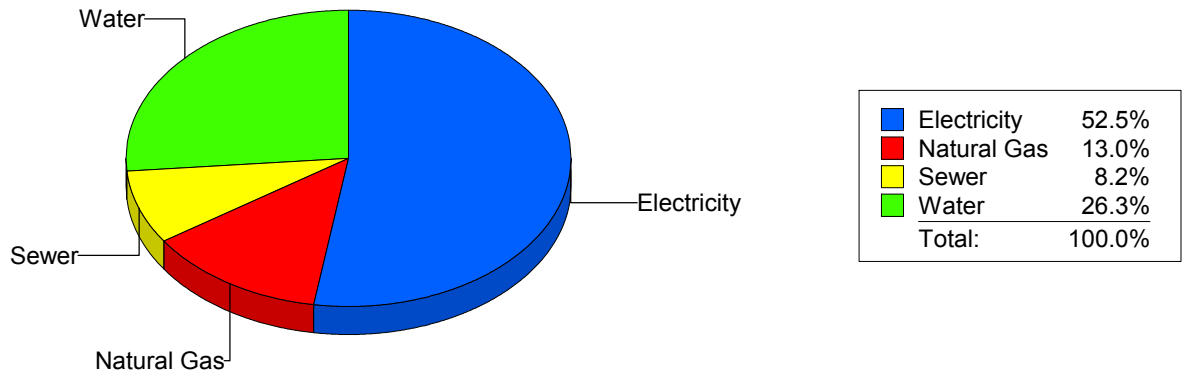
Cost Avoidance Program

Cost Summary Graph

Grouped by Energy Type

Energy Type	Use	Units	Meter Cost	Special Charges	Total Cost	Avg Unit Cost	% of Total Cost
Site: NEWMAN ELEMENTARY - NEWMAN ELEMENTARY							
Electricity	27,253	KWH	\$2,770.01	\$0.00	\$2,770.01	0.1016	52.49%
Natural Gas	973	CCF	\$683.50	\$0.00	\$683.50	0.7025	12.95%
Water	551	CCF	\$1,389.13	\$0.00	\$1,389.13	2.5211	26.33%
Sewer	227	CCF	\$434.09	\$0.00	\$434.09	1.9123	8.23%
Total Cost:			\$5,276.73	\$0.00	\$5,276.73		

For NEWMAN ELEMENTARY



Filters: Cost Center Name Not Equal To DoNotReport; Billing Period Equal To 201304All Meter CodesAll Group Names

el paso

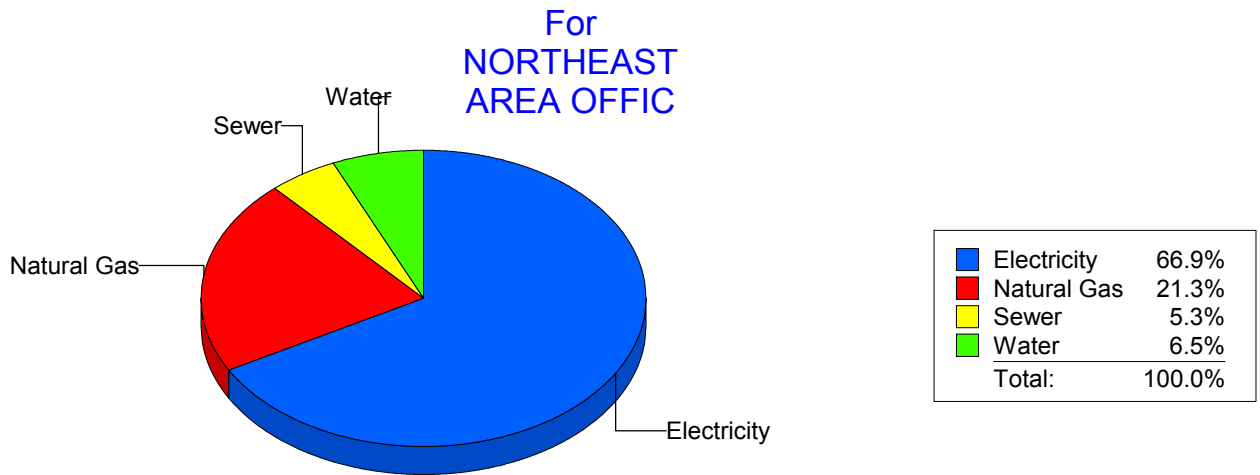
Energy CAP

Cost Avoidance Program

Cost Summary Graph

Grouped by Energy Type

Energy Type	Use	Units	Meter Cost	Special Charges	Total Cost	Avg Unit Cost	% of Total Cost
Site: NORTHEAST AREA OFFIC - NORTHEAST AREA OFFIC							
Electricity	5,760	KWH	\$696.77	\$0.00	\$696.77	0.1210	66.89%
Natural Gas	108	CCF	\$222.05	\$0.00	\$222.05	2.0560	21.32%
Water	14	CCF	\$68.12	\$0.00	\$68.12	4.8657	6.54%
Sewer	8	CCF	\$54.76	\$0.00	\$54.76	6.8450	5.26%
Total Cost:			\$1,041.70	\$0.00	\$1,041.70		



Filters: Cost Center Name Not Equal To DoNotReport; Billing Period Equal To 201304All Meter CodesAll Group Names

el paso

Energy CAP

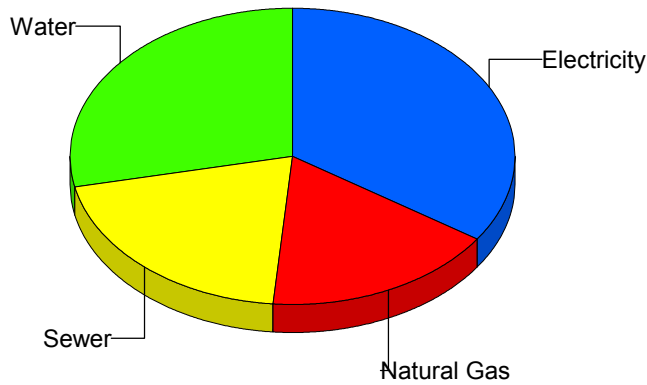
Cost Avoidance Program

Cost Summary Graph

Grouped by Energy Type

Energy Type	Use	Units	Meter Cost	Special Charges	Total Cost	Avg Unit Cost	% of Total Cost
Site: NORTHEAST AREA TRANS - NORTHEAST AREA TRANS							
Electricity	5,146	KWH	\$490.23	\$0.00	\$490.23	0.0953	34.41%
Natural Gas	290	CCF	\$242.33	\$0.00	\$242.33	0.8356	17.01%
Water	95	CCF	\$401.97	\$0.00	\$401.97	4.2313	28.22%
Sewer	44	CCF	\$289.95	\$0.00	\$289.95	6.5898	20.35%
Total Cost:			\$1,424.48	\$0.00	\$1,424.48		

For
NORTHEAST
AREA TRANS



Electricity	34.4%
Natural Gas	17.0%
Sewer	20.4%
Water	28.2%
Total:	100.0%

Filters: Cost Center Name Not Equal To DoNotReport; Billing Period Equal To 201304All Meter CodesAll Group Names

elpaso

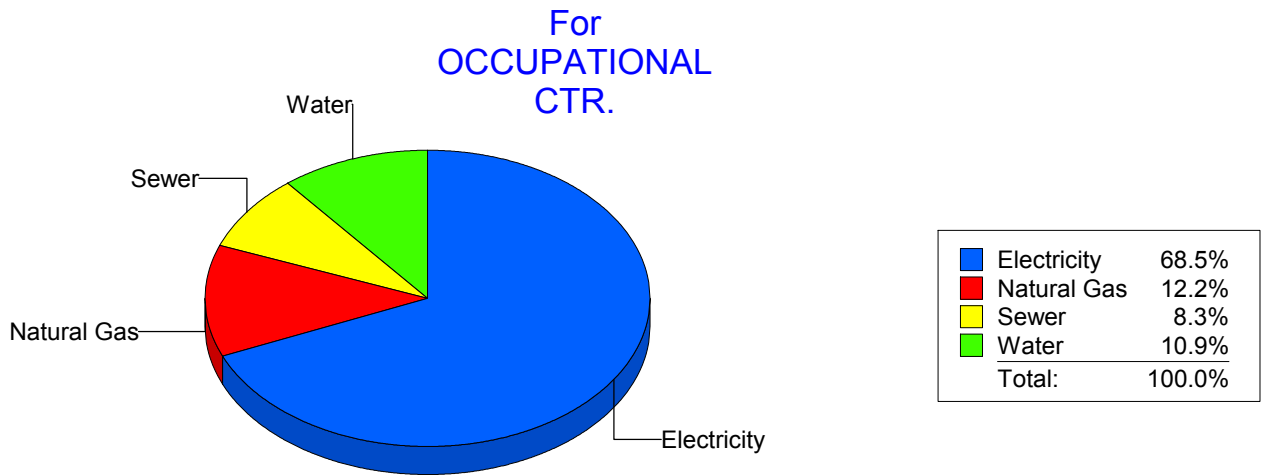
Energy CAP

Cost Avoidance Program

Cost Summary Graph

Grouped by Energy Type

Energy Type	Use	Units	Meter Cost	Special Charges	Total Cost	Avg Unit Cost	% of Total Cost
Site: OCCUPATIONAL CTR. - OCCUPATIONAL CTR.							
Electricity	4,400	KWH	\$485.45	\$0.00	\$485.45	0.1103	68.48%
Natural Gas	26	CCF	\$86.83	\$0.00	\$86.83	3.3396	12.25%
Water	5	CCF	\$77.59	\$0.00	\$77.59	15.5180	10.95%
Sewer	4	CCF	\$59.03	\$0.00	\$59.03	14.7575	8.33%
Total Cost:			\$708.90	\$0.00	\$708.90		



Filters: Cost Center Name Not Equal To DoNotReport; Billing Period Equal To 201304All Meter CodesAll Group Names

el paso

Energy CAP

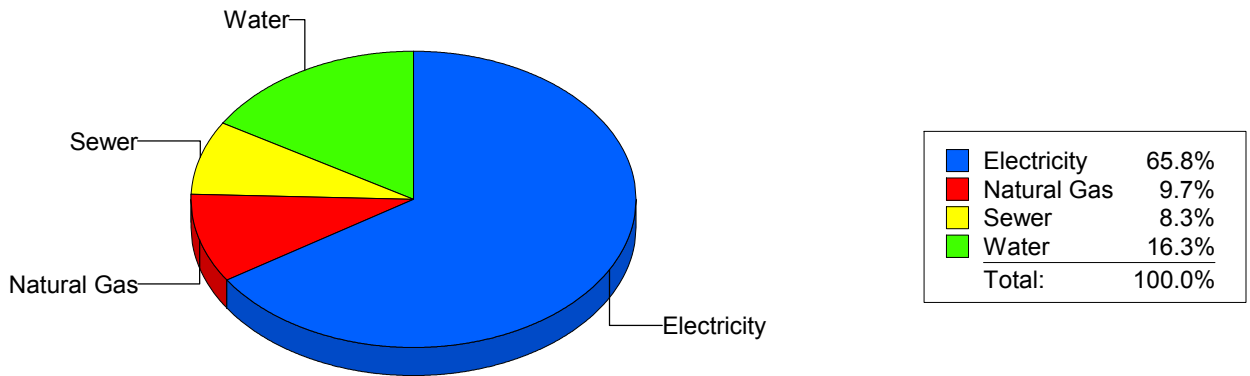
Cost Avoidance Program

Cost Summary Graph

Grouped by Energy Type

Energy Type	Use	Units	Meter Cost	Special Charges	Total Cost	Avg Unit Cost	% of Total Cost
Site: PARK ELEMENTARY - PARK ELEMENTARY							
Electricity	31,508	KWH	\$3,458.54	\$0.00	\$3,458.54	0.1098	65.76%
Natural Gas	744	CCF	\$507.83	\$0.00	\$507.83	0.6826	9.66%
Water	357	CCF	\$854.74	\$0.00	\$854.74	2.3942	16.25%
Sewer	181	CCF	\$437.93	\$0.00	\$437.93	2.4195	8.33%
Total Cost:			\$5,259.04	\$0.00	\$5,259.04		

For PARK ELEMENTARY



Filters: Cost Center Name Not Equal To DoNotReport; Billing Period Equal To 201304All Meter CodesAll Group Names

elpaso

Energy CAP

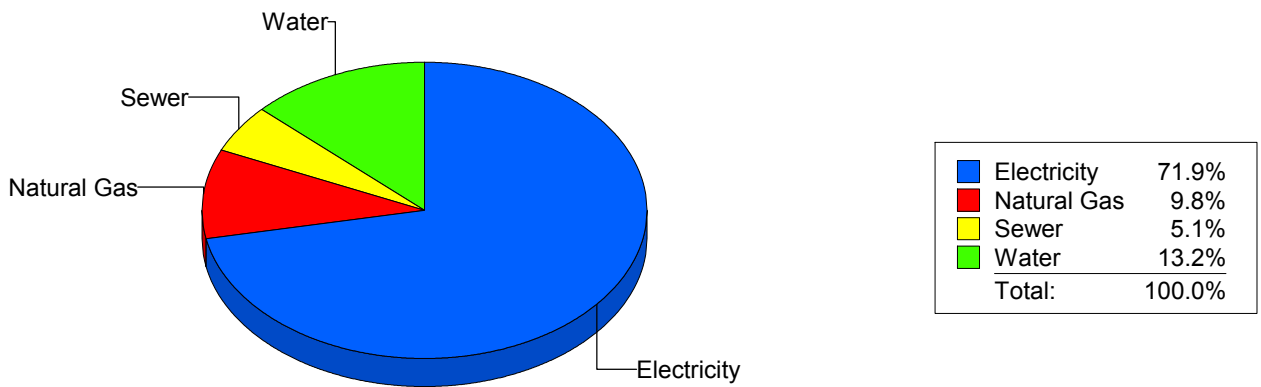
Cost Avoidance Program

Cost Summary Graph

Grouped by Energy Type

Energy Type	Use	Units	Meter Cost	Special Charges	Total Cost	Avg Unit Cost	% of Total Cost
Site: PAUL MORENO - PAUL MORENO							
Electricity	60,000	KWH	\$5,467.07	\$0.00	\$5,467.07	0.0911	71.88%
Natural Gas	1,156	CCF	\$748.76	\$0.00	\$748.76	0.6477	9.84%
Water	255	CCF	\$1,002.64	\$0.00	\$1,002.64	3.9319	13.18%
Sewer	134	CCF	\$387.26	\$0.00	\$387.26	2.8900	5.09%
Total Cost:			\$7,605.73	\$0.00	\$7,605.73		

For PAUL MORENO



Filters: Cost Center Name Not Equal To DoNotReport; Billing Period Equal To 201304All Meter CodesAll Group Names

elpaso

Energy CAP

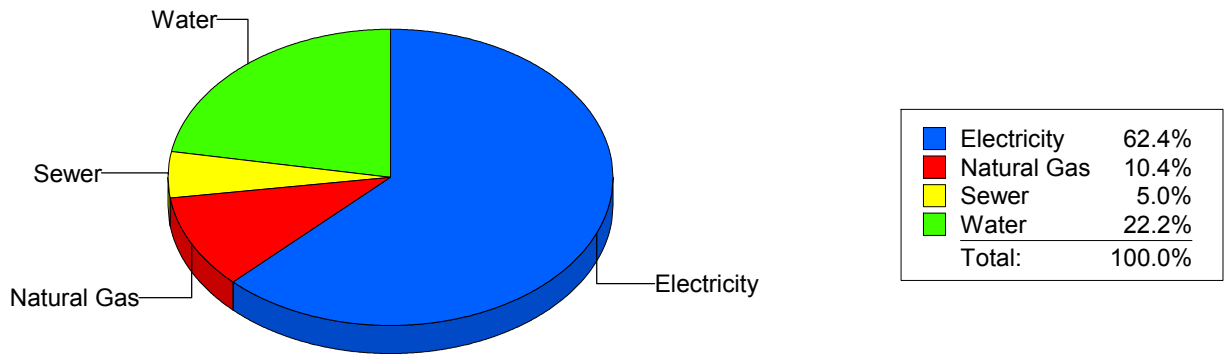
Cost Avoidance Program

Cost Summary Graph

Grouped by Energy Type

Energy Type	Use	Units	Meter Cost	Special Charges	Total Cost	Avg Unit Cost	% of Total Cost
Site: POLK ELEMENTARY - POLK ELEMENTARY							
Electricity	35,200	KWH	\$3,450.98	\$0.00	\$3,450.98	0.0980	62.40%
Natural Gas	868	CCF	\$576.77	\$0.00	\$576.77	0.6645	10.43%
Water	347	CCF	\$1,225.26	\$0.00	\$1,225.26	3.5310	22.16%
Sewer	93	CCF	\$277.17	\$0.00	\$277.17	2.9803	5.01%
Total Cost:			\$5,530.18	\$0.00	\$5,530.18		

For POLK ELEMENTARY



Filters: Cost Center Name Not Equal To DoNotReport; Billing Period Equal To 201304All Meter CodesAll Group Names

elpaso

Energy CAP

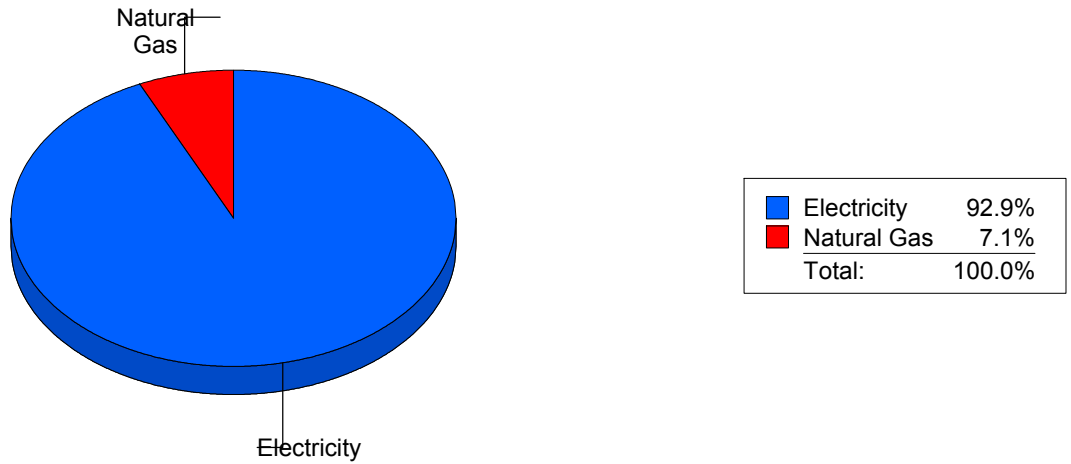
Cost Avoidance Program

Cost Summary Graph

Grouped by Energy Type

Energy Type	Use	Units	Meter Cost	Special Charges	Total Cost	Avg Unit Cost	% of Total Cost
Site: POWELL - POWELL							
Electricity	54,000	KWH	\$5,506.51	\$0.00	\$5,506.51	0.1020	92.92%
Natural Gas	655	CCF	\$419.56	\$0.00	\$419.56	0.6405	7.08%
Total Cost:			\$5,926.07	\$0.00	\$5,926.07		

For POWELL



Filters: Cost Center Name Not Equal To DoNotReport; Billing Period Equal To 201304All Meter CodesAll Group Names

el paso

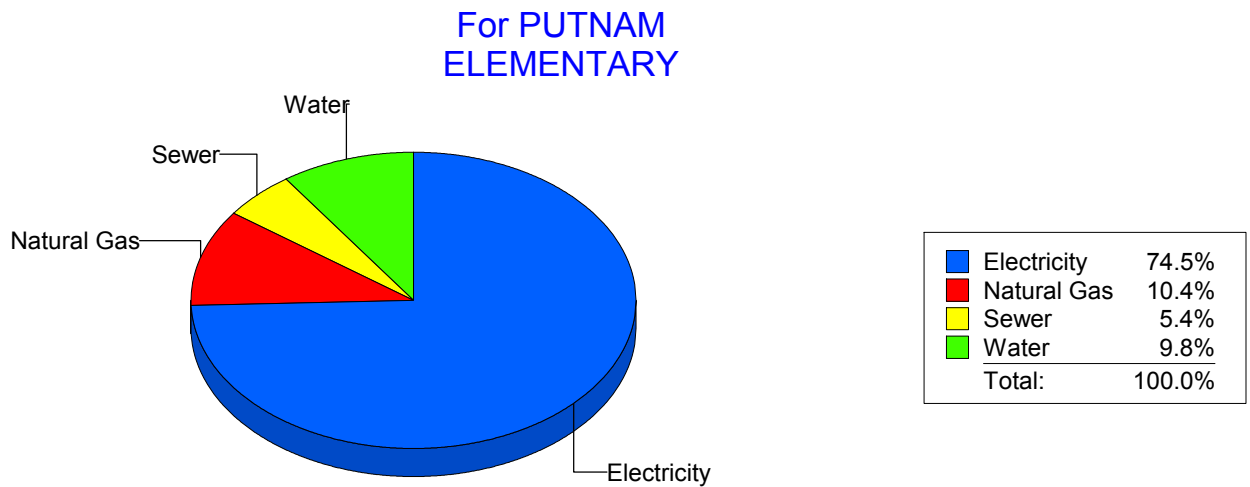
Energy CAP

Cost Avoidance Program

Cost Summary Graph

Grouped by Energy Type

Energy Type	Use	Units	Meter Cost	Special Charges	Total Cost	Avg Unit Cost	% of Total Cost
Site: PUTNAM ELEMENTARY - PUTNAM ELEMENTARY							
Electricity	30,187	KWH	\$3,302.37	\$0.00	\$3,302.37	0.1094	74.51%
Natural Gas	651	CCF	\$459.09	\$0.00	\$459.09	0.7052	10.36%
Water	210	CCF	\$433.43	\$0.00	\$433.43	2.0640	9.78%
Sewer	115	CCF	\$237.35	\$0.00	\$237.35	2.0639	5.36%
Total Cost:			\$4,432.24	\$0.00	\$4,432.24		



Filters: Cost Center Name Not Equal To DoNotReport; Billing Period Equal To 201304All Meter CodesAll Group Names

elpaso

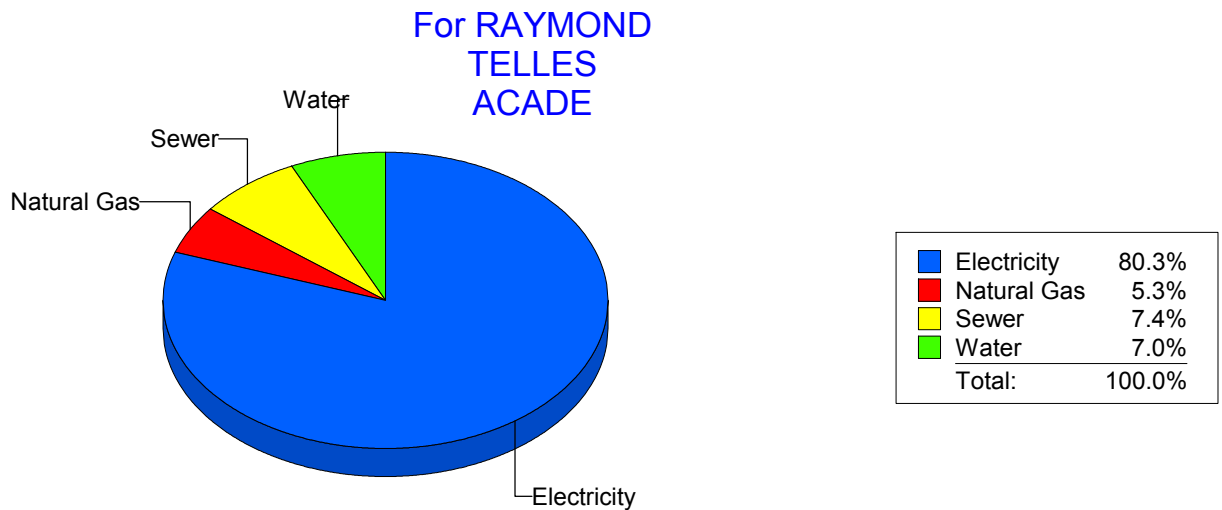
Energy CAP

Cost Avoidance Program

Cost Summary Graph

Grouped by Energy Type

Energy Type	Use	Units	Meter Cost	Special Charges	Total Cost	Avg Unit Cost	% of Total Cost
Site: RAYMOND TELLES ACADE - RAYMOND TELLES ACADE							
Electricity	37,200	KWH	\$3,487.18	\$0.00	\$3,487.18	0.0937	80.29%
Natural Gas	334	CCF	\$230.68	\$0.00	\$230.68	0.6907	5.31%
Water	92	CCF	\$302.51	\$0.00	\$302.51	3.2882	6.97%
Sewer	126	CCF	\$322.71	\$0.00	\$322.71	2.5612	7.43%
Total Cost:			\$4,343.08	\$0.00	\$4,343.08		



Filters: Cost Center Name Not Equal To DoNotReport; Billing Period Equal To 201304All Meter CodesAll Group Names

elpaso

Energy CAP

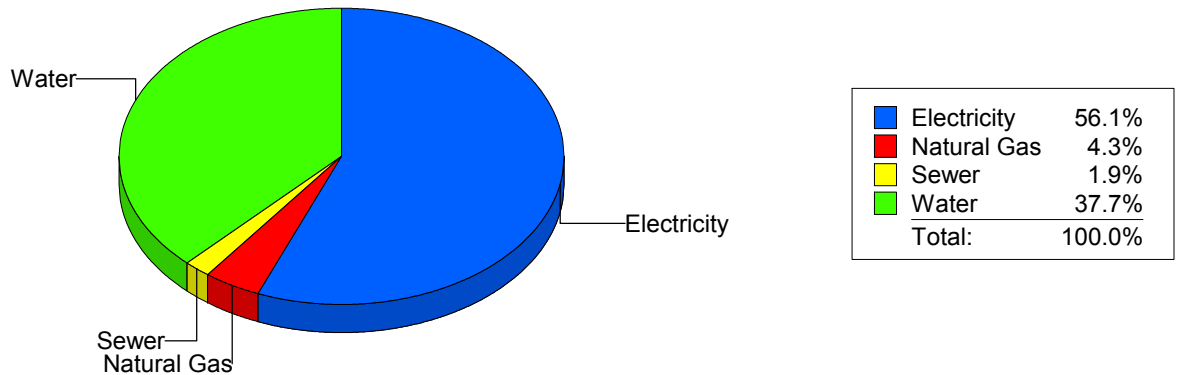
Cost Avoidance Program

Cost Summary Graph

Grouped by Energy Type

Energy Type	Use	Units	Meter Cost	Special Charges	Total Cost	Avg Unit Cost	% of Total Cost
Site: RICHARDSON MIDDLE - RICHARDSON MIDDLE							
Electricity	85,800	KWH	\$7,968.47	\$0.00	\$7,968.47	0.0929	56.05%
Natural Gas	982	CCF	\$608.50	\$0.00	\$608.50	0.6197	4.28%
Water	1,029	CCF	\$5,362.39	\$0.00	\$5,362.39	5.2113	37.72%
Sewer	93	CCF	\$277.17	\$0.00	\$277.17	2.9803	1.95%
Total Cost:			\$14,216.53	\$0.00	\$14,216.53		

For
RICHARDSON
MIDDLE



Filters: Cost Center Name Not Equal To DoNotReport; Billing Period Equal To 201304All Meter CodesAll Group Names

elpaso

Energy CAP

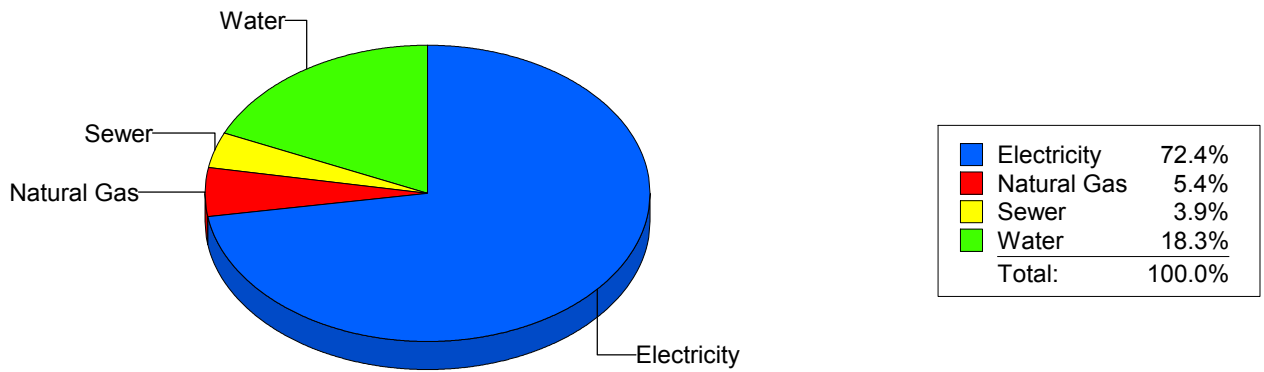
Cost Avoidance Program

Cost Summary Graph

Grouped by Energy Type

Energy Type	Use	Units	Meter Cost	Special Charges	Total Cost	Avg Unit Cost	% of Total Cost
Site: RIVERA ELEMENTARY - RIVERA ELEMENTARY							
Electricity	61,080	KWH	\$6,824.79	\$0.00	\$6,824.79	0.1117	72.41%
Natural Gas	808	CCF	\$507.96	\$0.00	\$507.96	0.6287	5.39%
Water	529	CCF	\$1,725.84	\$0.00	\$1,725.84	3.2625	18.31%
Sewer	158	CCF	\$366.87	\$0.00	\$366.87	2.3220	3.89%
Total Cost:			\$9,425.46	\$0.00	\$9,425.46		

For RIVERA ELEMENTARY



Filters: Cost Center Name Not Equal To DoNotReport; Billing Period Equal To 201304All Meter CodesAll Group Names

elpaso

Energy CAP

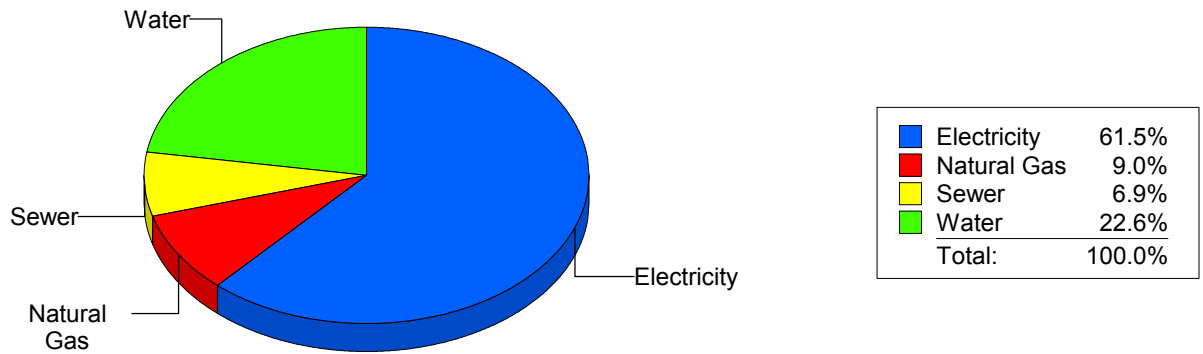
Cost Avoidance Program

Cost Summary Graph

Grouped by Energy Type

Energy Type	Use	Units	Meter Cost	Special Charges	Total Cost	Avg Unit Cost	% of Total Cost
Site: ROBERTS ELEMENTARY - ROBERTS ELEMENTARY							
Electricity	43,781	KWH	\$3,684.59	\$0.00	\$3,684.59	0.0842	61.53%
Natural Gas	792	CCF	\$540.08	\$0.00	\$540.08	0.6819	9.02%
Water	499	CCF	\$1,352.49	\$0.00	\$1,352.49	2.7104	22.59%
Sewer	182	CCF	\$410.92	\$0.00	\$410.92	2.2578	6.86%
Total Cost:			\$5,988.08	\$0.00	\$5,988.08		

For ROBERTS ELEMENTARY



Filters: Cost Center Name Not Equal To DoNotReport; Billing Period Equal To 201304All Meter CodesAll Group Names

elpaso

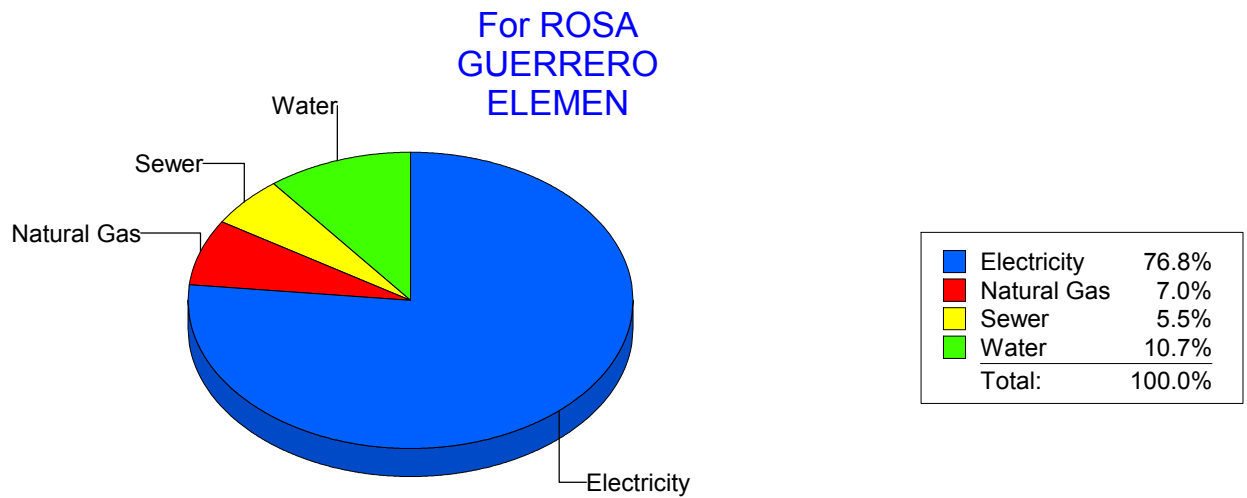
Energy CAP

Cost Avoidance Program

Cost Summary Graph

Grouped by Energy Type

Energy Type	Use	Units	Meter Cost	Special Charges	Total Cost	Avg Unit Cost	% of Total Cost
Site: ROSA GUERRERO ELEMEN - ROSA GUERRERO ELEMEN							
Electricity	44,980	KWH	\$5,252.11	\$0.00	\$5,252.11	0.1168	76.79%
Natural Gas	687	CCF	\$480.14	\$0.00	\$480.14	0.6989	7.02%
Water	333	CCF	\$731.04	\$0.00	\$731.04	2.1953	10.69%
Sewer	116	CCF	\$376.23	\$0.00	\$376.23	3.2434	5.50%
Total Cost:			\$6,839.52	\$0.00	\$6,839.52		



Filters: Cost Center Name Not Equal To DoNotReport; Billing Period Equal To 201304All Meter CodesAll Group Names

elpaso

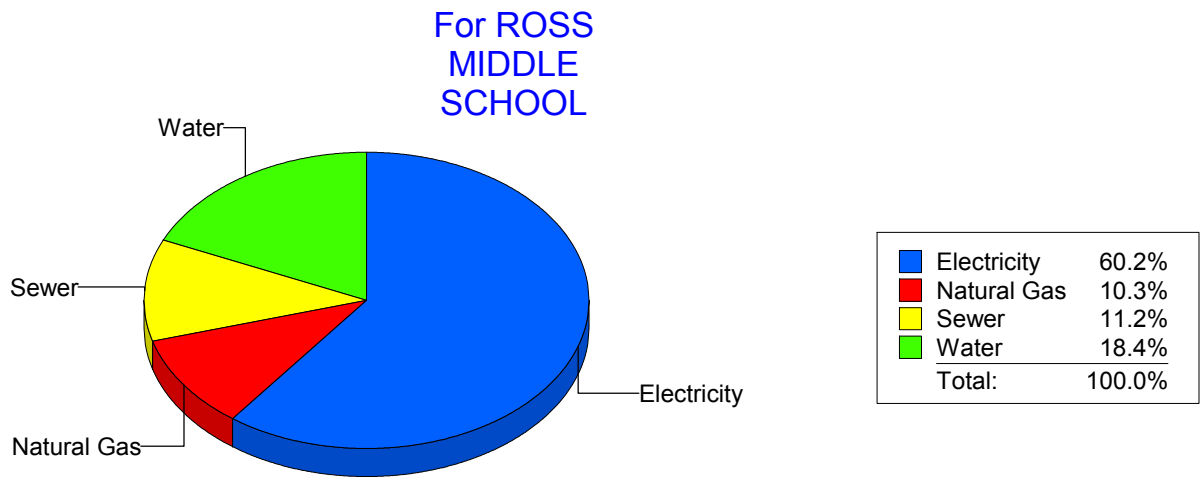
Energy CAP

Cost Avoidance Program

Cost Summary Graph

Grouped by Energy Type

Energy Type	Use	Units	Meter Cost	Special Charges	Total Cost	Avg Unit Cost	% of Total Cost
Site: ROSS MIDDLE SCHOOL - ROSS MIDDLE SCHOOL							
Electricity	52,113	KWH	\$5,723.76	\$0.00	\$5,723.76	0.1098	60.19%
Natural Gas	1,619	CCF	\$976.59	\$0.00	\$976.59	0.6032	10.27%
Water	1,033	CCF	\$1,746.87	\$0.00	\$1,746.87	1.6911	18.37%
Sewer	662	CCF	\$1,062.39	\$0.00	\$1,062.39	1.6048	11.17%
Total Cost:			\$9,509.61	\$0.00	\$9,509.61		



Filters: Cost Center Name Not Equal To DoNotReport; Billing Period Equal To 201304All Meter CodesAll Group Names

elpaso

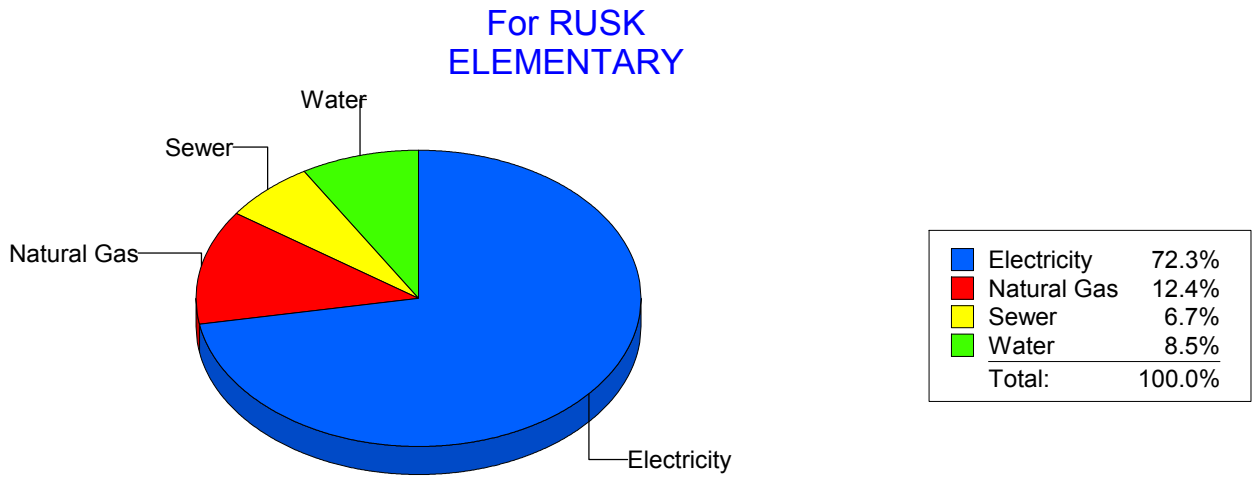
Energy CAP

Cost Avoidance Program

Cost Summary Graph

Grouped by Energy Type

Energy Type	Use	Units	Meter Cost	Special Charges	Total Cost	Avg Unit Cost	% of Total Cost
Site: RUSK ELEMENTARY - RUSK ELEMENTARY							
Electricity	29,264	KWH	\$2,853.42	\$0.00	\$2,853.42	0.0975	72.31%
Natural Gas	640	CCF	\$491.12	\$0.00	\$491.12	0.7674	12.45%
Water	121	CCF	\$335.79	\$0.00	\$335.79	2.7751	8.51%
Sewer	87	CCF	\$265.63	\$0.00	\$265.63	3.0532	6.73%
Total Cost:			\$3,945.96	\$0.00	\$3,945.96		



Filters: Cost Center Name Not Equal To DoNotReport; Billing Period Equal To 201304All Meter CodesAll Group Names

elpaso

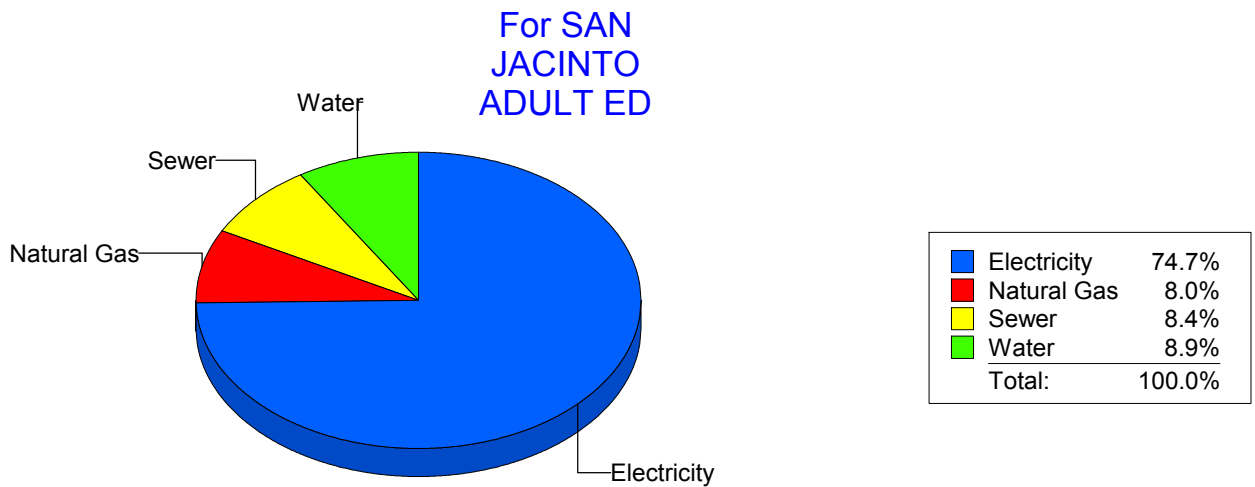
Energy CAP

Cost Avoidance Program

Cost Summary Graph

Grouped by Energy Type

Energy Type	Use	Units	Meter Cost	Special Charges	Total Cost	Avg Unit Cost	% of Total Cost
Site: SAN JACINTO ADULT ED - SAN JACINTO ADULT ED							
Electricity	8,100	KWH	\$1,002.14	\$0.00	\$1,002.14	0.1237	74.69%
Natural Gas	128	CCF	\$107.56	\$0.00	\$107.56	0.8403	8.02%
Water	33	CCF	\$119.21	\$0.00	\$119.21	3.6124	8.88%
Sewer	33	CCF	\$112.86	\$0.00	\$112.86	3.4200	8.41%
Total Cost:			\$1,341.77	\$0.00	\$1,341.77		



Filters: Cost Center Name Not Equal To DoNotReport; Billing Period Equal To 201304All Meter CodesAll Group Names

el Paso

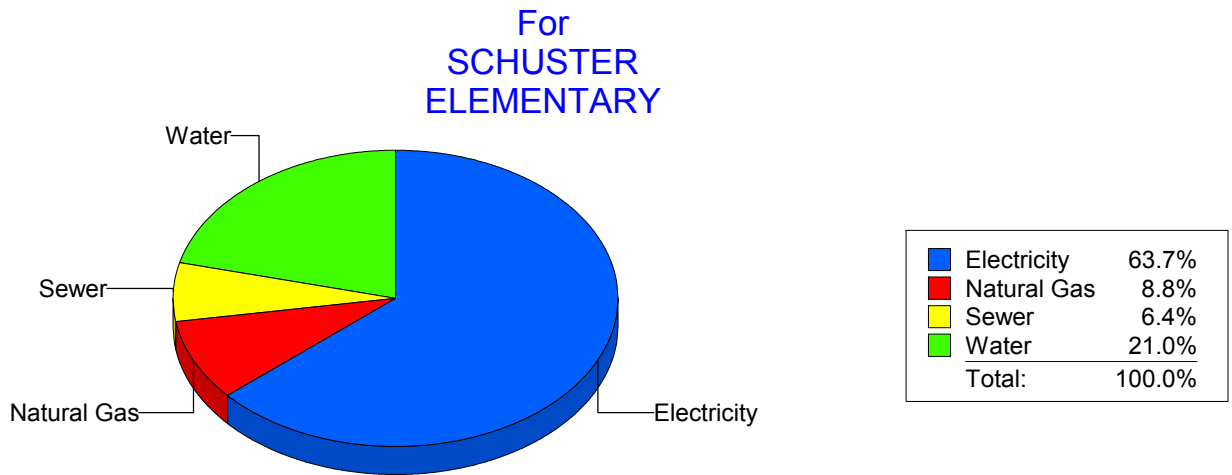
Energy CAP

Cost Avoidance Program

Cost Summary Graph

Grouped by Energy Type

Energy Type	Use	Units	Meter Cost	Special Charges	Total Cost	Avg Unit Cost	% of Total Cost
Site: SCHUSTER ELEMENTARY - SCHUSTER ELEMENTARY							
Electricity	18,682	KWH	\$1,790.51	\$0.00	\$1,790.51	0.0958	63.74%
Natural Gas	362	CCF	\$247.42	\$0.00	\$247.42	0.6835	8.81%
Water	221	CCF	\$590.57	\$0.00	\$590.57	2.6723	21.02%
Sewer	82	CCF	\$180.48	\$0.00	\$180.48	2.2010	6.43%
Total Cost:			\$2,808.98	\$0.00	\$2,808.98		



Filters: Cost Center Name Not Equal To DoNotReport; Billing Period Equal To 201304All Meter CodesAll Group Names

elpaso

Energy CAP

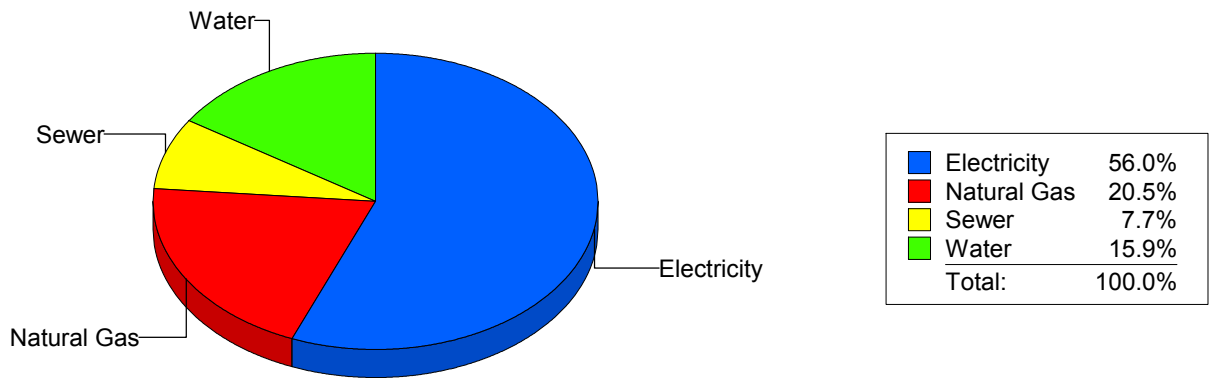
Cost Avoidance Program

Cost Summary Graph

Grouped by Energy Type

Energy Type	Use	Units	Meter Cost	Special Charges	Total Cost	Avg Unit Cost	% of Total Cost
Site: STANTON ELEMENTARY - STANTON ELEMENTARY							
Electricity	26,202	KWH	\$2,918.92	\$0.00	\$2,918.92	0.1114	55.99%
Natural Gas	1,707	CCF	\$1,066.99	\$0.00	\$1,066.99	0.6251	20.47%
Water	389	CCF	\$826.33	\$0.00	\$826.33	2.1242	15.85%
Sewer	203	CCF	\$400.97	\$0.00	\$400.97	1.9752	7.69%
Total Cost:			\$5,213.21	\$0.00	\$5,213.21		

For STANTON ELEMENTARY



Filters: Cost Center Name Not Equal To DoNotReport; Billing Period Equal To 201304All Meter CodesAll Group Names

elpaso

Energy CAP

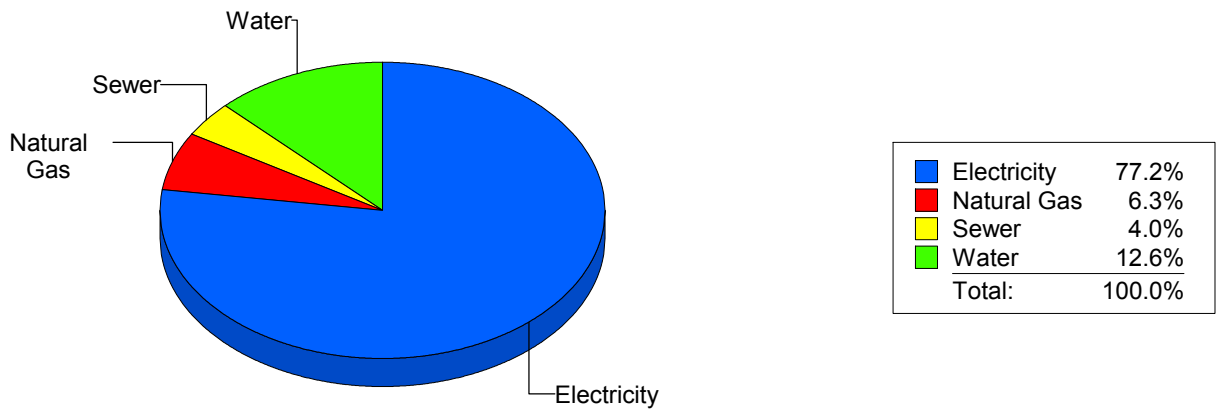
Cost Avoidance Program

Cost Summary Graph

Grouped by Energy Type

Energy Type	Use	Units	Meter Cost	Special Charges	Total Cost	Avg Unit Cost	% of Total Cost
Site: SUNSET HIGH - SUNSET HIGH							
Electricity	19,200	KWH	\$1,771.55	\$0.00	\$1,771.55	0.0923	77.22%
Natural Gas	188	CCF	\$143.48	\$0.00	\$143.48	0.7632	6.25%
Water	68	CCF	\$288.29	\$0.00	\$288.29	4.2396	12.57%
Sewer	17	CCF	\$90.78	\$0.00	\$90.78	5.3400	3.96%
Total Cost:			\$2,294.10	\$0.00	\$2,294.10		

For SUNSET HIGH



Filters: Cost Center Name Not Equal To DoNotReport; Billing Period Equal To 201304All Meter CodesAll Group Names

elpaso

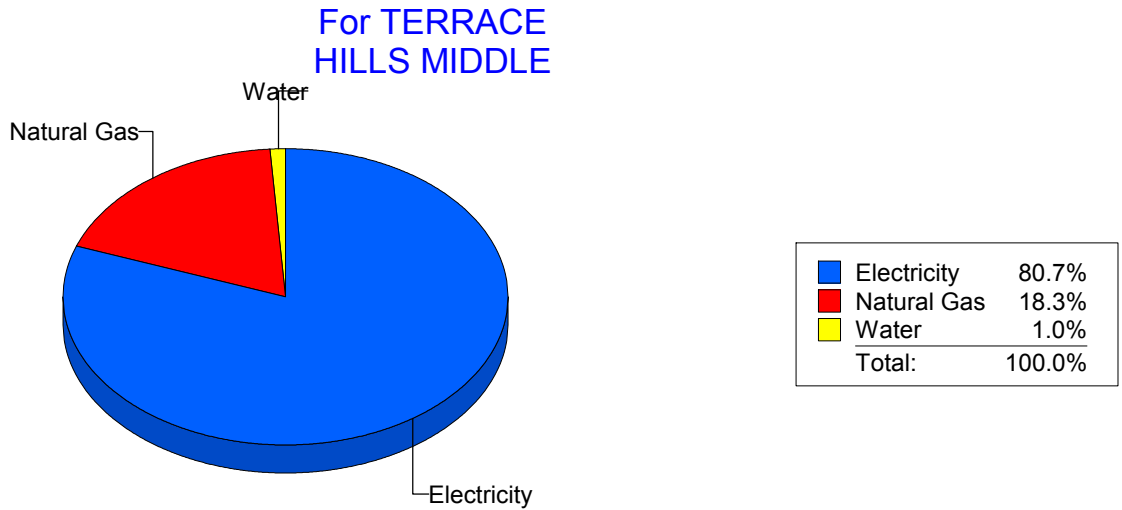
Energy CAP

Cost Avoidance Program

Cost Summary Graph

Grouped by Energy Type

Energy Type	Use	Units	Meter Cost	Special Charges	Total Cost	Avg Unit Cost	% of Total Cost
Site: TERRACE HILLS MIDDLE - TERRACE HILLS MIDDLE							
Electricity	32,550	KWH	\$3,055.40	\$0.00	\$3,055.40	0.0939	80.65%
Natural Gas	1,066	CCF	\$693.69	\$0.00	\$693.69	0.6507	18.31%
Water	0	CCF	\$39.32	\$0.00	\$39.32	0.0000	1.04%
Total Cost:			\$3,788.41	\$0.00	\$3,788.41		



Filters: Cost Center Name Not Equal To DoNotReport; Billing Period Equal To 201304All Meter CodesAll Group Names

elpaso

Energy CAP

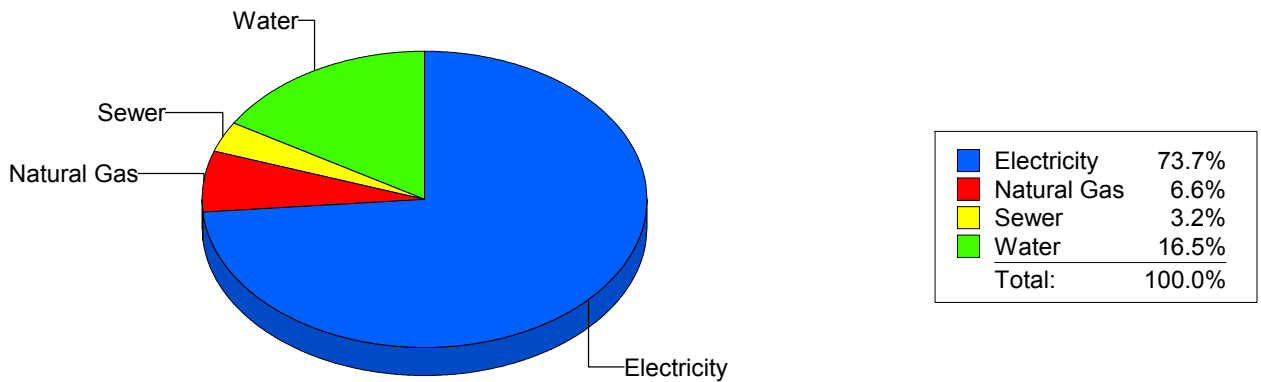
Cost Avoidance Program

Cost Summary Graph

Grouped by Energy Type

Energy Type	Use	Units	Meter Cost	Special Charges	Total Cost	Avg Unit Cost	% of Total Cost
Site: TIPPIN - TIPPIN ELEMENTARY							
Electricity	82,800	KWH	\$7,358.01	\$0.00	\$7,358.01	0.0889	73.67%
Natural Gas	1,078	CCF	\$663.98	\$0.00	\$663.98	0.6159	6.65%
Water	340	CCF	\$1,645.57	\$0.00	\$1,645.57	4.8399	16.48%
Sewer	124	CCF	\$319.95	\$0.00	\$319.95	2.5802	3.20%
Total Cost:			\$9,987.51	\$0.00	\$9,987.51		

For TIPPIN ELEMENTARY



Filters: Cost Center Name Not Equal To DoNotReport; Billing Period Equal To 201304All Meter CodesAll Group Names

elpaso

Energy CAP

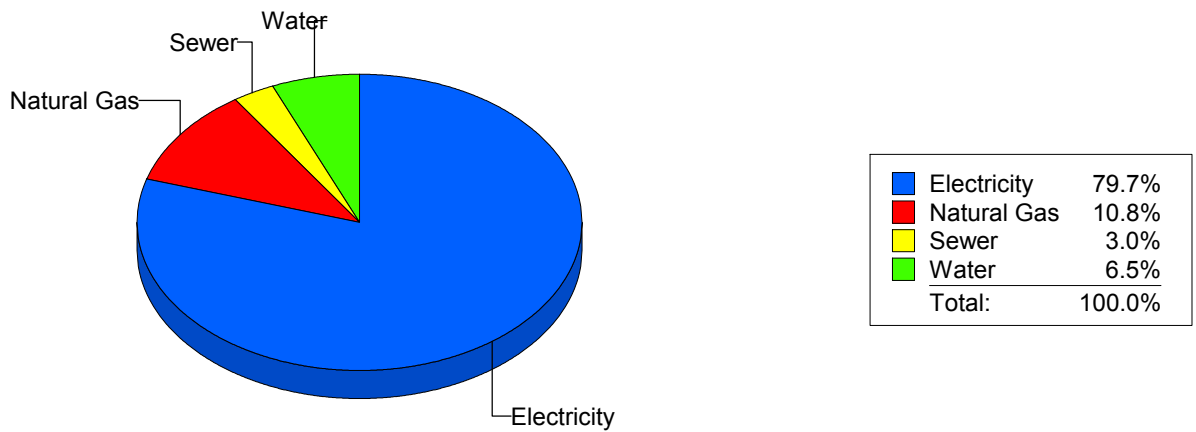
Cost Avoidance Program

Cost Summary Graph

Grouped by Energy Type

Energy Type	Use	Units	Meter Cost	Special Charges	Total Cost	Avg Unit Cost	% of Total Cost
Site: TOMLEA - TOM LEA							
Electricity	65,400	KWH	\$6,681.52	\$0.00	\$6,681.52	0.1022	79.68%
Natural Gas	1,492	CCF	\$903.19	\$0.00	\$903.19	0.6054	10.77%
Water	152	CCF	\$546.52	\$0.00	\$546.52	3.5955	6.52%
Sewer	76	CCF	\$253.71	\$0.00	\$253.71	3.3383	3.03%
Total Cost:			\$8,384.94	\$0.00	\$8,384.94		

For TOM LEA



Filters: Cost Center Name Not Equal To DoNotReport; Billing Period Equal To 201304All Meter CodesAll Group Names

elpaso

Energy CAP

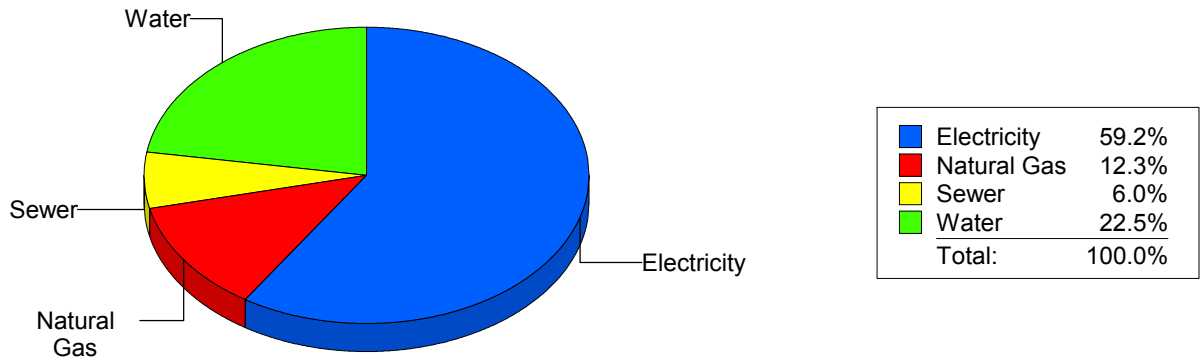
Cost Avoidance Program

Cost Summary Graph

Grouped by Energy Type

Energy Type	Use	Units	Meter Cost	Special Charges	Total Cost	Avg Unit Cost	% of Total Cost
Site: TRAVIS ELEMENTARY SC - TRAVIS ELEMENTARY SC							
Electricity	25,083	KWH	\$2,336.21	\$0.00	\$2,336.21	0.0931	59.25%
Natural Gas	693	CCF	\$484.02	\$0.00	\$484.02	0.6984	12.28%
Water	279	CCF	\$886.10	\$0.00	\$886.10	3.1760	22.47%
Sewer	84	CCF	\$236.75	\$0.00	\$236.75	2.8185	6.00%
Total Cost:			\$3,943.08	\$0.00	\$3,943.08		

For TRAVIS
ELEMENTARY
SC



Filters: Cost Center Name Not Equal To DoNotReport; Billing Period Equal To 201304All Meter CodesAll Group Names

elpaso

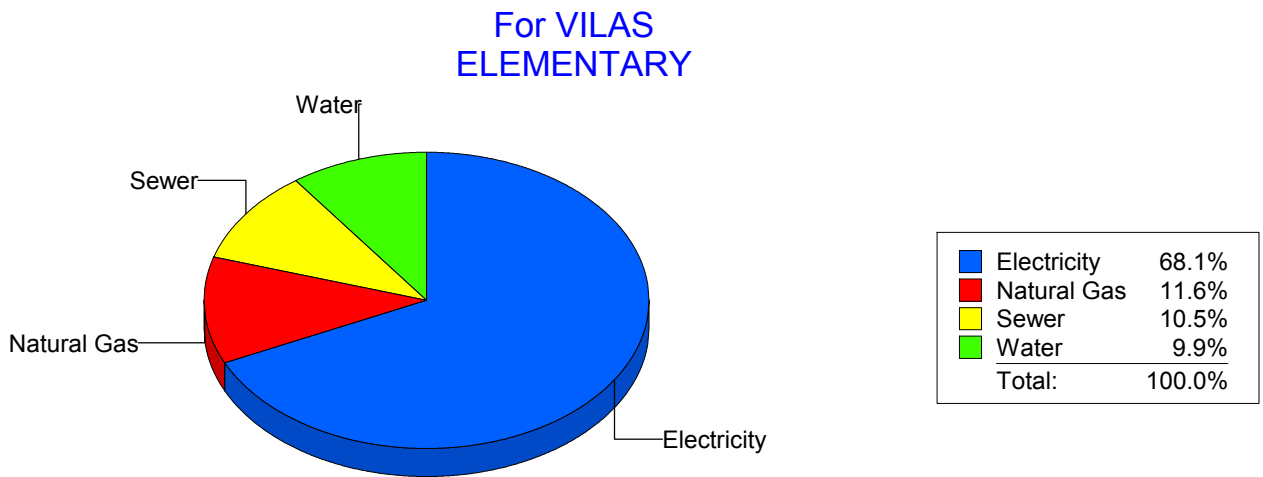
Energy CAP

Cost Avoidance Program

Cost Summary Graph

Grouped by Energy Type

Energy Type	Use	Units	Meter Cost	Special Charges	Total Cost	Avg Unit Cost	% of Total Cost
Site: VILAS ELEMENTARY - VILAS ELEMENTARY							
Electricity	41,548	KWH	\$4,656.35	\$0.00	\$4,656.35	0.1121	68.08%
Natural Gas	1,166	CCF	\$793.34	\$0.00	\$793.34	0.6804	11.60%
Water	259	CCF	\$674.96	\$0.00	\$674.96	2.6060	9.87%
Sewer	323	CCF	\$715.02	\$0.00	\$715.02	2.2137	10.45%
Total Cost:			\$6,839.67	\$0.00	\$6,839.67		



Filters: Cost Center Name Not Equal To DoNotReport; Billing Period Equal To 201304All Meter CodesAll Group Names

elpaso

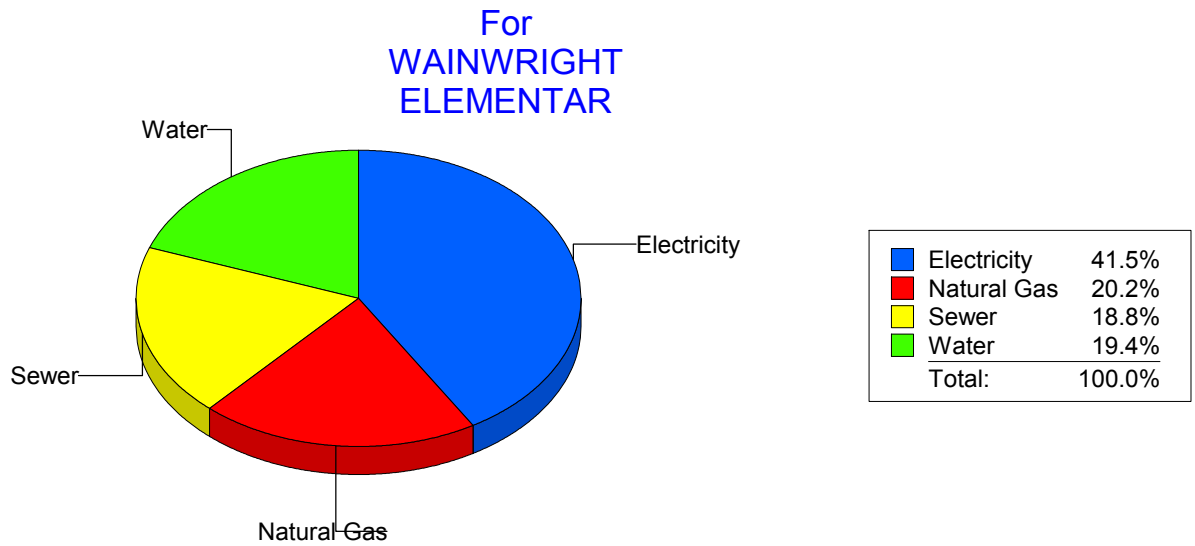
Energy CAP

Cost Avoidance Program

Cost Summary Graph

Grouped by Energy Type

Energy Type	Use	Units	Meter Cost	Special Charges	Total Cost	Avg Unit Cost	% of Total Cost
Site: WAINWRIGHT ELEMENTAR - WAINWRIGHT ELEMENTAR							
Electricity	5,440	KWH	\$466.80	\$0.00	\$466.80	0.0858	41.51%
Natural Gas	266	CCF	\$227.63	\$0.00	\$227.63	0.8558	20.24%
Water	53	CCF	\$218.14	\$0.00	\$218.14	4.1158	19.40%
Sewer	56	CCF	\$211.92	\$0.00	\$211.92	3.7843	18.85%
Total Cost:			\$1,124.49	\$0.00	\$1,124.49		



Filters: Cost Center Name Not Equal To DoNotReport; Billing Period Equal To 201304All Meter CodesAll Group Names

elpaso

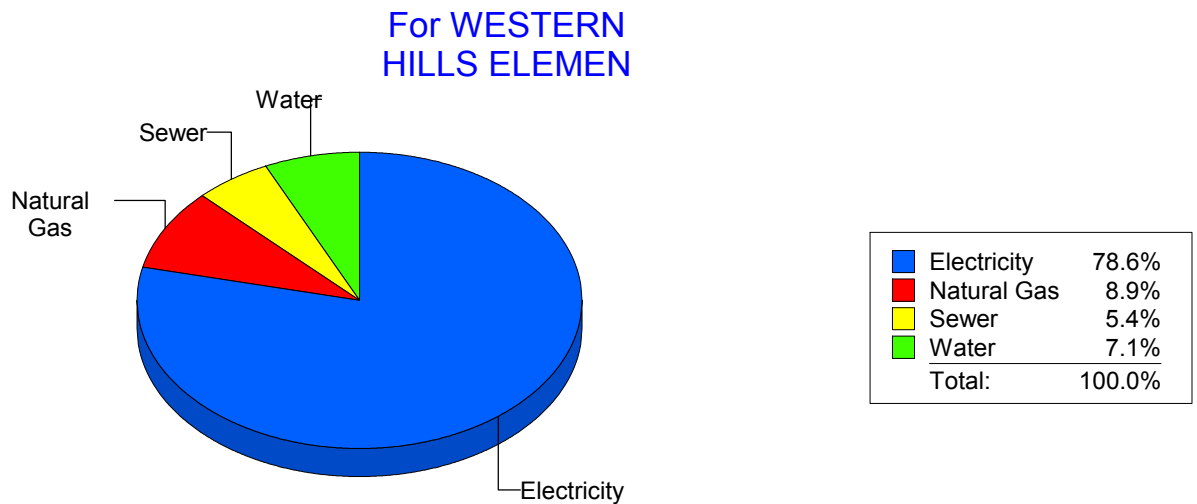
Energy CAP

Cost Avoidance Program

Cost Summary Graph

Grouped by Energy Type

Energy Type	Use	Units	Meter Cost	Special Charges	Total Cost	Avg Unit Cost	% of Total Cost
Site: WESTERN HILLS ELEMEN - WESTERN HILLS ELEMEN							
Electricity	50,160	KWH	\$4,999.44	\$0.00	\$4,999.44	0.0997	78.62%
Natural Gas	906	CCF	\$564.59	\$0.00	\$564.59	0.6232	8.88%
Water	154	CCF	\$450.00	\$0.00	\$450.00	2.9221	7.08%
Sewer	84	CCF	\$345.15	\$0.00	\$345.15	4.1089	5.43%
Total Cost:			\$6,359.18	\$0.00	\$6,359.18		



Filters: Cost Center Name Not Equal To DoNotReport; Billing Period Equal To 201304All Meter CodesAll Group Names

elpaso

Energy CAP

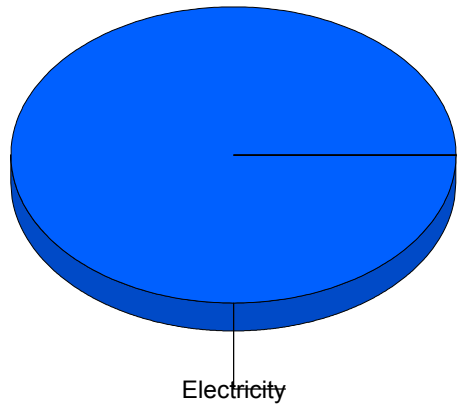
Cost Avoidance Program

Cost Summary Graph

Grouped by Energy Type

Energy Type	Use	Units	Meter Cost	Special Charges	Total Cost	Avg Unit Cost	% of Total Cost
Site: WESTSIDE TRANSPORTAT - WESTSIDE TRANSPORTAT							
Electricity	2,215	KWH	\$266.18	\$0.00	\$266.18	0.1202	100.00%
Total Cost:			\$266.18	\$0.00	\$266.18		

For WESTSIDE TRANSPORTAT



■ Electricity	100.0%
Total:	100.0%

Filters: Cost Center Name Not Equal To DoNotReport; Billing Period Equal To 201304All Meter CodesAll Group Names

elpaso

Energy CAP

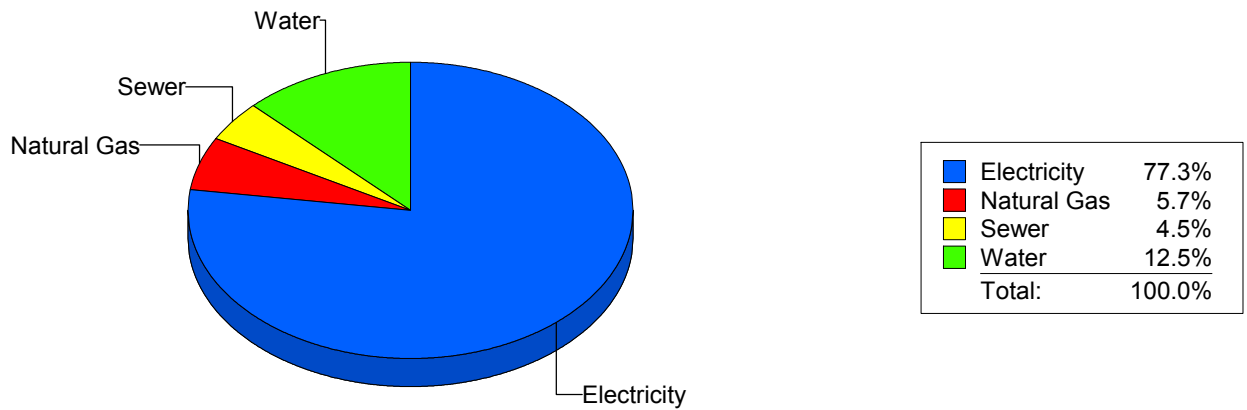
Cost Avoidance Program

Cost Summary Graph

Grouped by Energy Type

Energy Type	Use	Units	Meter Cost	Special Charges	Total Cost	Avg Unit Cost	% of Total Cost
Site: WHITAKER ELEMENTARY - WHITAKER ELEMENTARY							
Electricity	81,360	KWH	\$7,188.34	\$0.00	\$7,188.34	0.0884	77.31%
Natural Gas	842	CCF	\$527.62	\$0.00	\$527.62	0.6266	5.67%
Water	472	CCF	\$1,165.45	\$0.00	\$1,165.45	2.4692	12.53%
Sewer	194	CCF	\$416.55	\$0.00	\$416.55	2.1472	4.48%
Total Cost:			\$9,297.96	\$0.00	\$9,297.96		

For WHITAKER ELEMENTARY



Filters: Cost Center Name Not Equal To DoNotReport; Billing Period Equal To 201304All Meter CodesAll Group Names

el Paso

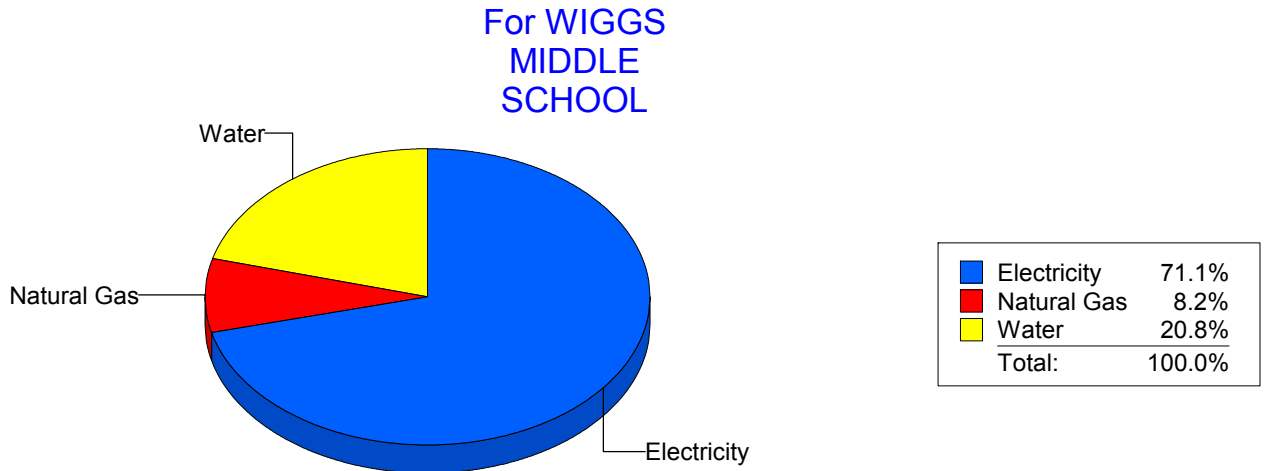
Energy CAP

Cost Avoidance Program

Cost Summary Graph

Grouped by Energy Type

Energy Type	Use	Units	Meter Cost	Special Charges	Total Cost	Avg Unit Cost	% of Total Cost
Site: WIGGS MIDDLE SCHOOL - WIGGS MIDDLE SCHOOL							
Electricity	52,720	KWH	\$5,191.70	\$0.00	\$5,191.70	0.0985	71.06%
Natural Gas	962	CCF	\$596.95	\$0.00	\$596.95	0.6205	8.17%
Water	471	CCF	\$1,517.82	\$0.00	\$1,517.82	3.2225	20.77%
Total Cost:			\$7,306.47	\$0.00	\$7,306.47		



Filters: Cost Center Name Not Equal To DoNotReport; Billing Period Equal To 201304All Meter CodesAll Group Names

el Paso

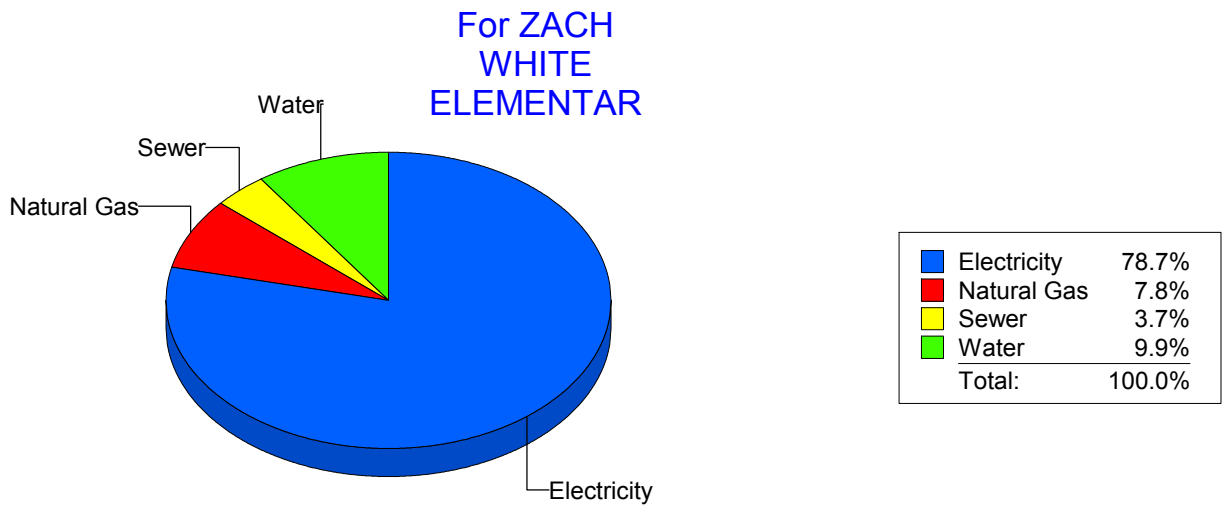
Energy CAP

Cost Avoidance Program

Cost Summary Graph

Grouped by Energy Type

Energy Type	Use	Units	Meter Cost	Special Charges	Total Cost	Avg Unit Cost	% of Total Cost
Site: ZACH WHITE ELEMENTAR - ZACH WHITE ELEMENTAR							
Electricity	59,700	KWH	\$5,767.75	\$0.00	\$5,767.75	0.0966	78.66%
Natural Gas	850	CCF	\$570.18	\$0.00	\$570.18	0.6708	7.78%
Water	273	CCF	\$722.87	\$0.00	\$722.87	2.6479	9.86%
Sewer	99	CCF	\$271.26	\$0.00	\$271.26	2.7400	3.70%
Total Cost:			\$7,332.06	\$0.00	\$7,332.06		



Filters: Cost Center Name Not Equal To DoNotReport; Billing Period Equal To 201304All Meter CodesAll Group Names

elpaso

Energy CAP

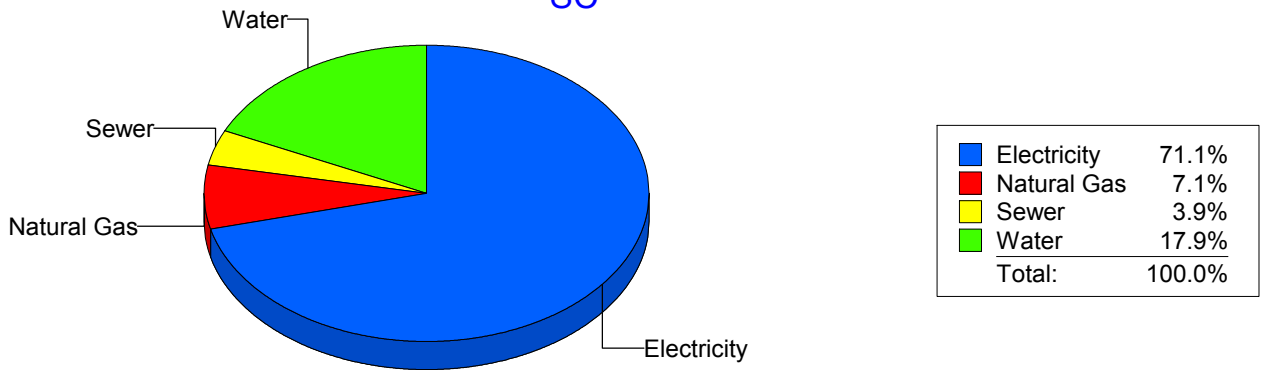
Cost Avoidance Program

Cost Summary Graph

Grouped by Energy Type

Energy Type	Use	Units	Meter Cost	Special Charges	Total Cost	Avg Unit Cost	% of Total Cost
Site: ZAVALA ELEMENTARY SC - ZAVALA ELEMENTARY SC							
Electricity	28,750	KWH	\$2,357.27	\$0.00	\$2,357.27	0.0820	71.08%
Natural Gas	343	CCF	\$236.06	\$0.00	\$236.06	0.6882	7.12%
Water	152	CCF	\$595.18	\$0.00	\$595.18	3.9157	17.95%
Sewer	44	CCF	\$128.04	\$0.00	\$128.04	2.9100	3.86%
Total Cost:			\$3,316.55	\$0.00	\$3,316.55		

For ZAVALA
ELEMENTARY
SC



Filters: Cost Center Name Not Equal To DoNotReport; Billing Period Equal To 201304All Meter CodesAll Group Names

elpaso

Energy CAP

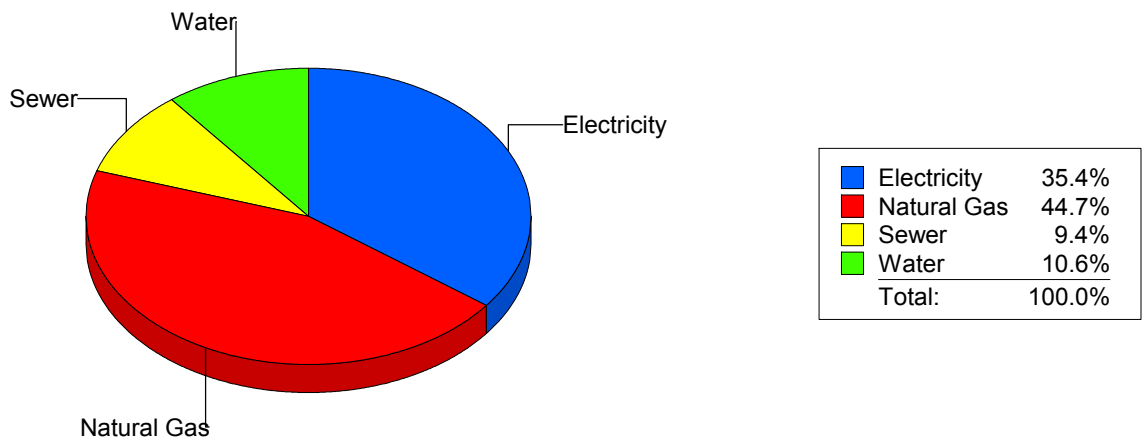
Cost Avoidance Program

Cost Summary Graph

Grouped by Energy Type

Energy Type	Use	Units	Meter Cost	Special Charges	Total Cost	Avg Unit Cost	% of Total Cost
Site: ZUNI COTTAGES - ZUNI COTTAGES							
Electricity		516 KWH	\$87.51	\$0.00	\$87.51	0.1696	35.35%
Natural Gas		53 CCF	\$110.54	\$0.00	\$110.54	2.0857	44.65%
Water		2 CCF	\$26.26	\$0.00	\$26.26	13.1300	10.61%
Sewer		1 CCF	\$23.24	\$0.00	\$23.24	23.2400	9.39%
Total Cost:			\$247.55	\$0.00	\$247.55		

For ZUNI COTTAGES



Filters: Cost Center Name Not Equal To DoNotReport; Billing Period Equal To 201304All Meter CodesAll Group Names

elpaso

Energy CAP

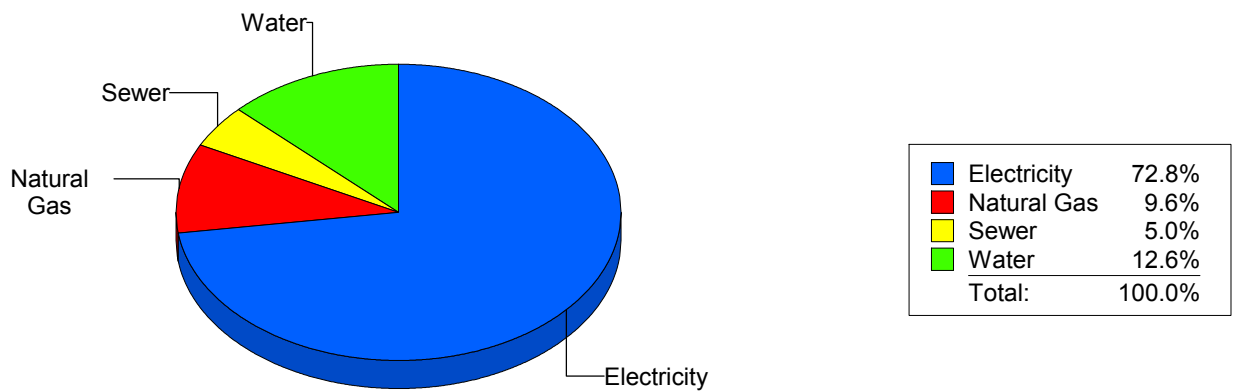
Cost Avoidance Program

Cost Summary Graph

Grouped by Energy Type

Energy Type	Use	Units	Meter Cost	Special Charges	Total Cost	Avg Unit Cost	% of Total Cost
All Sites							
Electricity	6,483,547	KWH	\$623,039.46	\$0.00	\$623,039.46	0.0961	72.83%
Natural Gas	128,523	CCF	\$81,706.50	\$0.00	\$81,706.50	0.6357	9.55%
Water	41,233	CCF	\$108,159.22	\$0.00	\$108,159.22	2.6231	12.64%
Sewer	17,852	CCF	\$42,564.20	\$0.00	\$42,564.20	2.3843	4.98%
Total Cost:			\$855,469.38	\$0.00	\$855,469.38		

For All Sites



Filters: Cost Center Name Not Equal To DoNotReport; Billing Period Equal To 201304All Meter CodesAll Group Names