

elpaso

Energy CAP

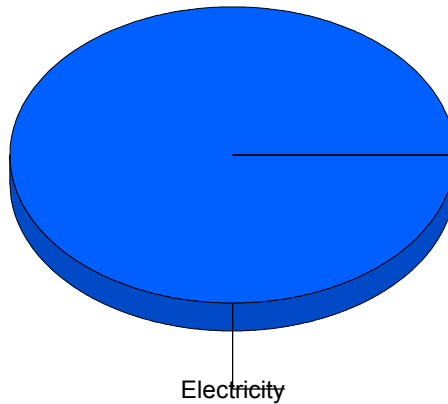
Cost Avoidance Program

Cost Summary Graph

Grouped by Energy Type

Energy Type	Use	Units	Meter Cost	Special Charges	Total Cost	Avg Unit Cost	% of Total Cost
Site: ALAMO ELEMENTARY SCH - ALAMO ELEMENTARY SCH							
Electricity	10,250	KWH	\$959.80	\$0.00	\$959.80	0.0936	100.00%
Total Cost:			\$959.80	\$0.00	\$959.80		

For ALAMO
ELEMENTARY
SCH



Electricity	100.0%
Total:	100.0%

Filters: Cost Center Name Not Equal To DoNotReport; Billing Period Equal To 201303All Meter CodesAll Group Names

elpaso

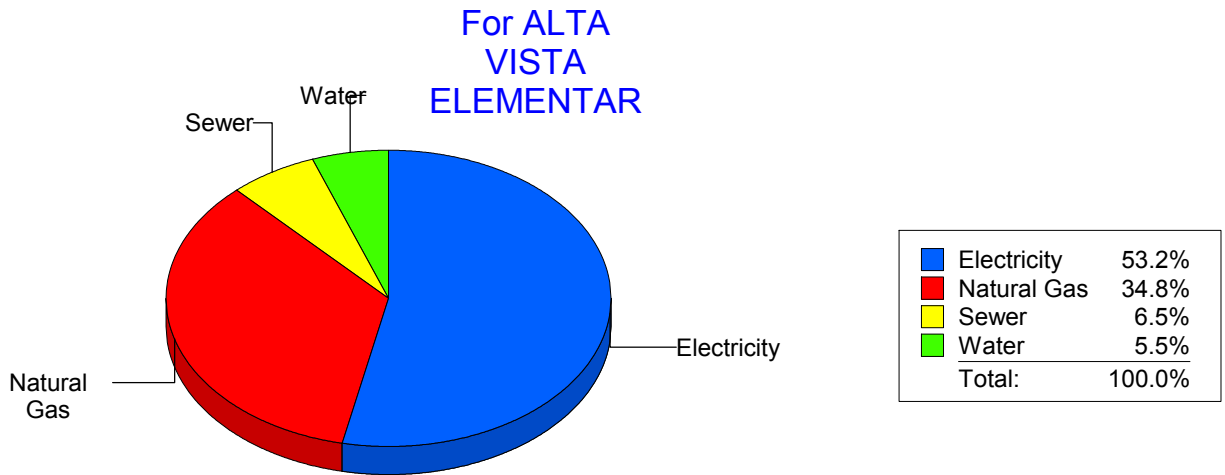
Energy CAP

Cost Avoidance Program

Cost Summary Graph

Grouped by Energy Type

Energy Type	Use	Units	Meter Cost	Special Charges	Total Cost	Avg Unit Cost	% of Total Cost
Site: ALTA VISTA ELEMENTAR - ALTA VISTA ELEMENTAR							
Electricity	22,200	KWH	\$2,554.85	\$0.00	\$2,554.85	0.1151	53.22%
Natural Gas	2,999	CCF	\$1,668.58	\$0.00	\$1,668.58	0.5564	34.76%
Water	127	CCF	\$265.85	\$0.00	\$265.85	2.0933	5.54%
Sewer	104	CCF	\$310.84	\$0.00	\$310.84	2.9888	6.48%
Total Cost:			\$4,800.12	\$0.00	\$4,800.12		



Filters: Cost Center Name Not Equal To DoNotReport; Billing Period Equal To 201303All Meter CodesAll Group Names

el Paso

Energy CAP

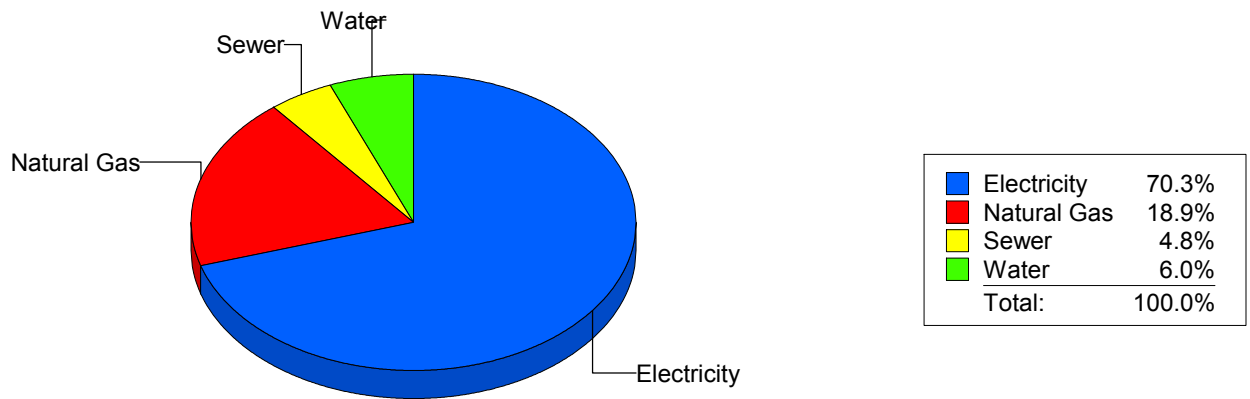
Cost Avoidance Program

Cost Summary Graph

Grouped by Energy Type

Energy Type	Use	Units	Meter Cost	Special Charges	Total Cost	Avg Unit Cost	% of Total Cost
Site: ANDRESS HIGH SCHOOL - ANDRESS HIGH SCHOOL							
Electricity	132,569	KWH	\$15,389.42	\$0.00	\$15,389.42	0.1161	70.28%
Natural Gas	7,661	CCF	\$4,137.28	\$0.00	\$4,137.28	0.5400	18.90%
Water	759	CCF	\$1,319.43	\$0.00	\$1,319.43	1.7384	6.03%
Sewer	653	CCF	\$1,049.97	\$0.00	\$1,049.97	1.6079	4.80%
Total Cost:			\$21,896.10	\$0.00	\$21,896.10		

For ANDRESS HIGH SCHOOL



Filters: Cost Center Name Not Equal To DoNotReport; Billing Period Equal To 201303All Meter CodesAll Group Names

el Paso

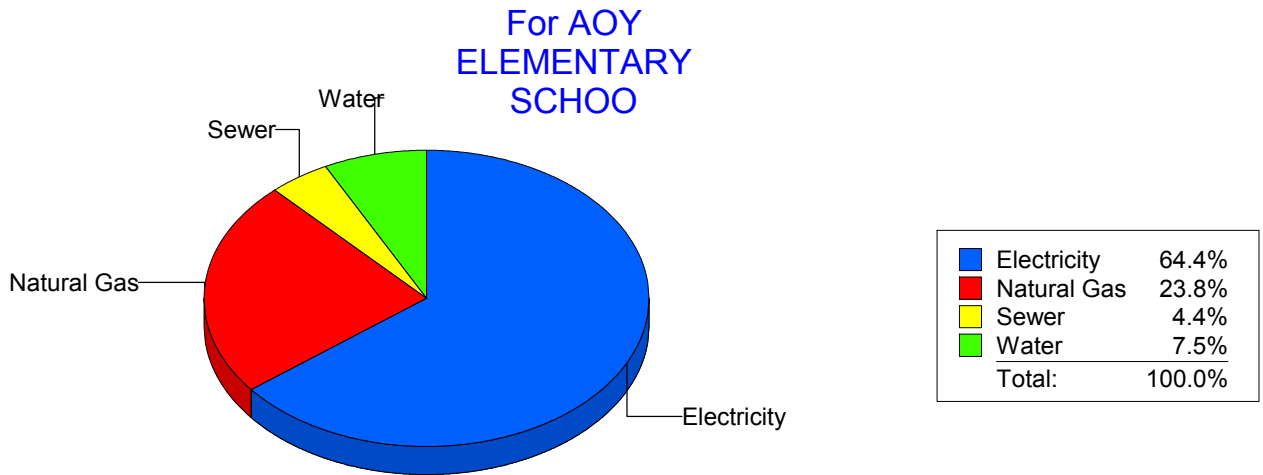
Energy CAP

Cost Avoidance Program

Cost Summary Graph

Grouped by Energy Type

Energy Type	Use	Units	Meter Cost	Special Charges	Total Cost	Avg Unit Cost	% of Total Cost
Site: AOY ELEMENTARY SCHOO - AOY ELEMENTARY SCHOO							
Electricity	46,554	KWH	\$6,181.66	\$0.00	\$6,181.66	0.1328	64.37%
Natural Gas	4,174	CCF	\$2,280.81	\$0.00	\$2,280.81	0.5464	23.75%
Water	183	CCF	\$722.87	\$0.00	\$722.87	3.9501	7.53%
Sewer	98	CCF	\$417.98	\$0.00	\$417.98	4.2651	4.35%
Total Cost:			\$9,603.32	\$0.00	\$9,603.32		



Filters: Cost Center Name Not Equal To DoNotReport; Billing Period Equal To 201303All Meter CodesAll Group Names

elpaso

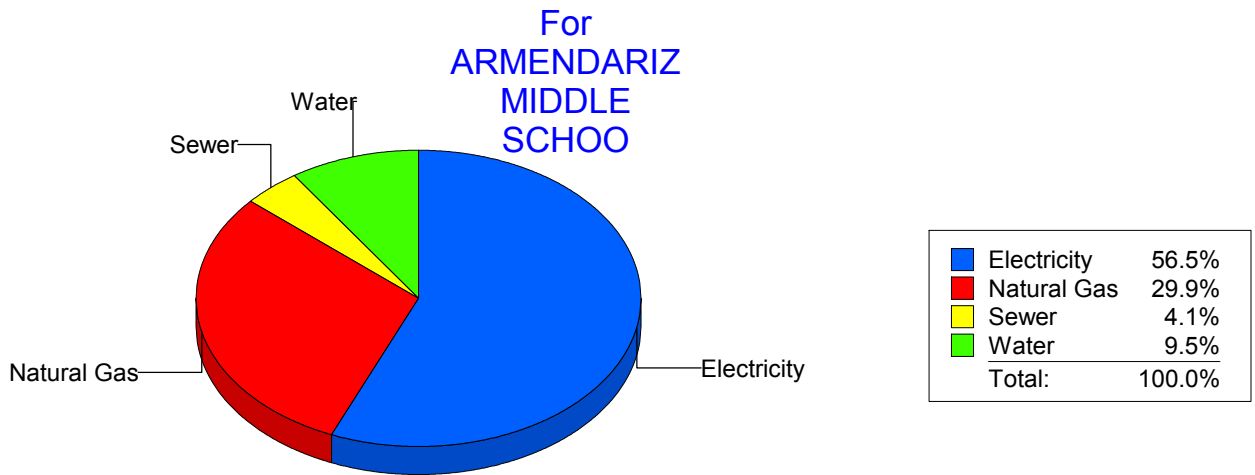
Energy CAP

Cost Avoidance Program

Cost Summary Graph

Grouped by Energy Type

Energy Type	Use	Units	Meter Cost	Special Charges	Total Cost	Avg Unit Cost	% of Total Cost
Site: ARMENDARIZ MIDDLE SCHOO - ARMENDARIZ MIDDLE SCHOO							
Electricity	60,000	KWH	\$6,134.19	\$0.00	\$6,134.19	0.1022	56.46%
Natural Gas	6,106	CCF	\$3,253.01	\$0.00	\$3,253.01	0.5328	29.94%
Water	339	CCF	\$1,036.56	\$0.00	\$1,036.56	3.0577	9.54%
Sewer	154	CCF	\$441.75	\$0.00	\$441.75	2.8685	4.07%
Total Cost:			\$10,865.51	\$0.00	\$10,865.51		



Filters: Cost Center Name Not Equal To DoNotReport; Billing Period Equal To 201303All Meter CodesAll Group Names

el Paso

Energy CAP

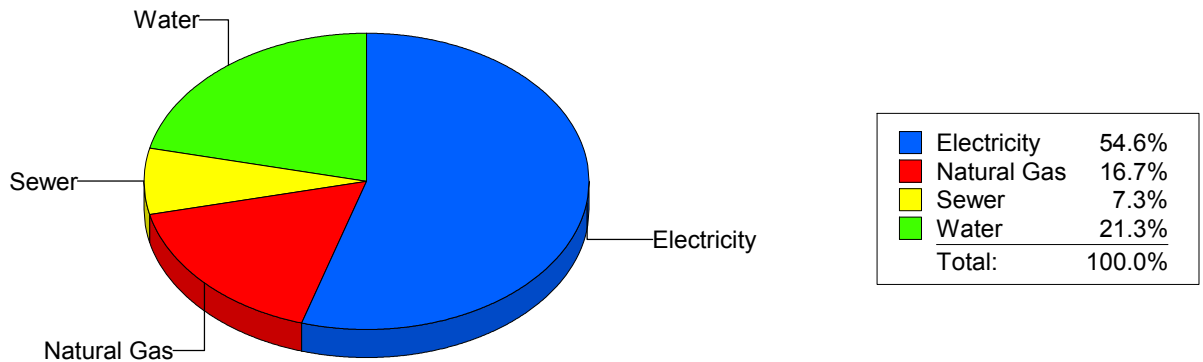
Cost Avoidance Program

Cost Summary Graph

Grouped by Energy Type

Energy Type	Use	Units	Meter Cost	Special Charges	Total Cost	Avg Unit Cost	% of Total Cost
Site: AUSTIN HIGH SCHOOL - AUSTIN HIGH SCHOOL							
Electricity	152,401	KWH	\$14,676.83	\$0.00	\$14,676.83	0.0963	54.64%
Natural Gas	8,290	CCF	\$4,496.76	\$0.00	\$4,496.76	0.5424	16.74%
Water	1,398	CCF	\$5,728.98	\$0.00	\$5,728.98	4.0980	21.33%
Sewer	988	CCF	\$1,956.54	\$0.00	\$1,956.54	1.9803	7.28%
Total Cost:			\$26,859.11	\$0.00	\$26,859.11		

For AUSTIN HIGH SCHOOL



Filters: Cost Center Name Not Equal To DoNotReport; Billing Period Equal To 201303All Meter CodesAll Group Names

elpaso

Energy CAP

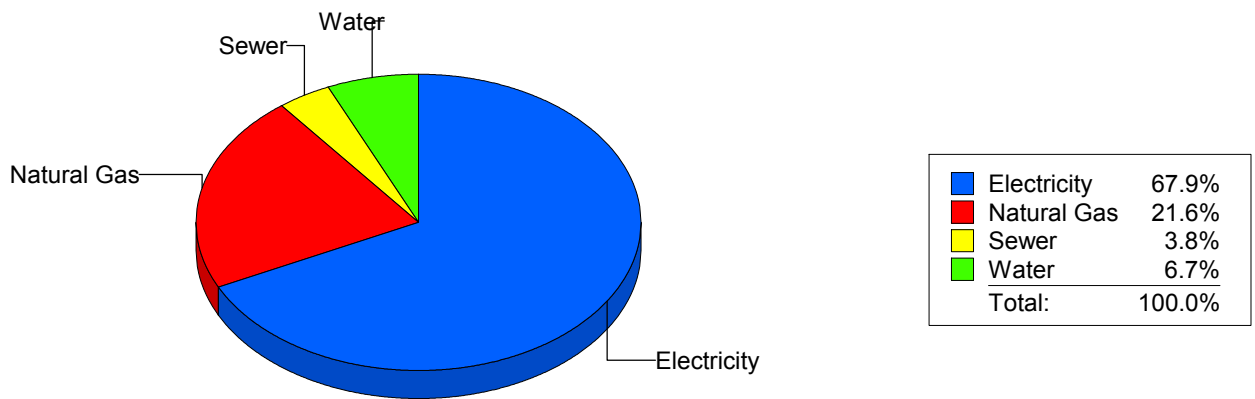
Cost Avoidance Program

Cost Summary Graph

Grouped by Energy Type

Energy Type	Use	Units	Meter Cost	Special Charges	Total Cost	Avg Unit Cost	% of Total Cost
Site: BARRON - BARRON							
Electricity	45,902	KWH	\$6,128.52	\$0.00	\$6,128.52	0.1335	67.90%
Natural Gas	3,532	CCF	\$1,953.45	\$0.00	\$1,953.45	0.5531	21.64%
Water	91	CCF	\$604.72	\$0.00	\$604.72	6.6453	6.70%
Sewer	61	CCF	\$338.55	\$0.00	\$338.55	5.5500	3.75%
Total Cost:			\$9,025.24	\$0.00	\$9,025.24		

For BARRON



Filters: Cost Center Name Not Equal To DoNotReport; Billing Period Equal To 201303All Meter CodesAll Group Names

elpaso

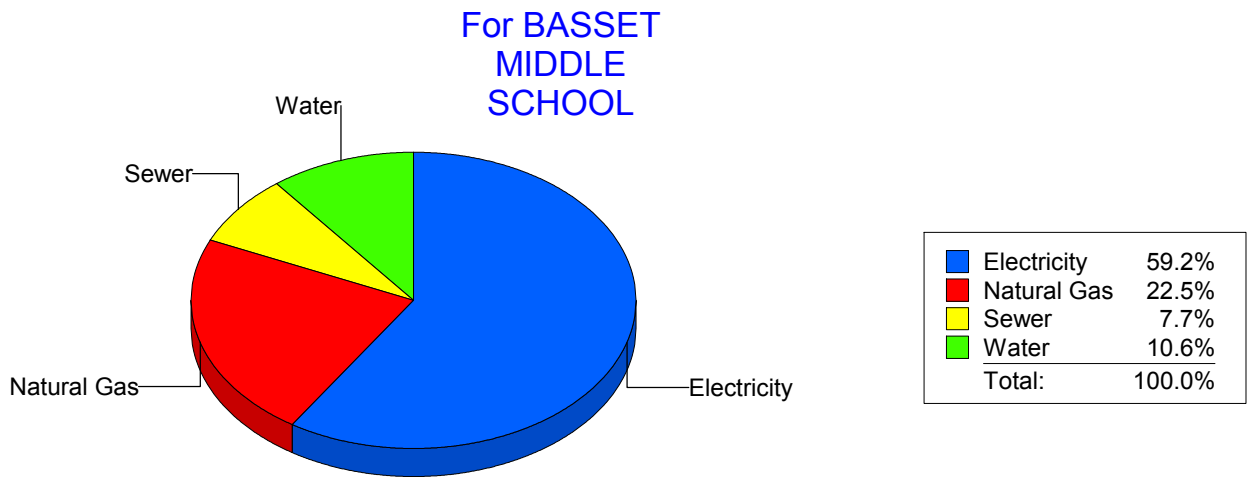
Energy CAP

Cost Avoidance Program

Cost Summary Graph

Grouped by Energy Type

Energy Type	Use	Units	Meter Cost	Special Charges	Total Cost	Avg Unit Cost	% of Total Cost
Site: BASSET MIDDLE SCHOOL - BASSET MIDDLE SCHOOL							
Electricity	47,465	KWH	\$5,905.72	\$0.00	\$5,905.72	0.1244	59.23%
Natural Gas	4,082	CCF	\$2,240.29	\$0.00	\$2,240.29	0.5488	22.47%
Water	500	CCF	\$1,058.43	\$0.00	\$1,058.43	2.1169	10.61%
Sewer	448	CCF	\$767.07	\$0.00	\$767.07	1.7122	7.69%
Total Cost:			\$9,971.51	\$0.00	\$9,971.51		



Filters: Cost Center Name Not Equal To DoNotReport; Billing Period Equal To 201303All Meter CodesAll Group Names

el paso

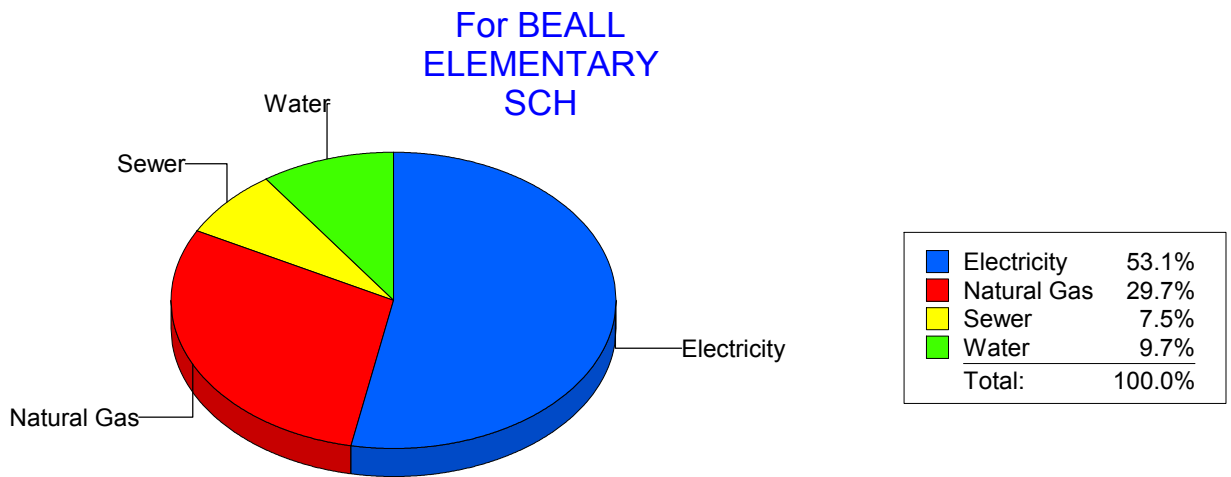
Energy CAP

Cost Avoidance Program

Cost Summary Graph

Grouped by Energy Type

Energy Type	Use	Units	Meter Cost	Special Charges	Total Cost	Avg Unit Cost	% of Total Cost
Site: BEALL ELEMENTARY SCH - BEALL ELEMENTARY SCH							
Electricity	19,287	KWH	\$2,129.90	\$0.00	\$2,129.90	0.1104	53.08%
Natural Gas	2,090	CCF	\$1,191.24	\$0.00	\$1,191.24	0.5700	29.69%
Water	163	CCF	\$389.67	\$0.00	\$389.67	2.3906	9.71%
Sewer	111	CCF	\$302.01	\$0.00	\$302.01	2.7208	7.53%
Total Cost:			\$4,012.82	\$0.00	\$4,012.82		



Filters: Cost Center Name Not Equal To DoNotReport; Billing Period Equal To 201303All Meter CodesAll Group Names

elpaso

Energy CAP

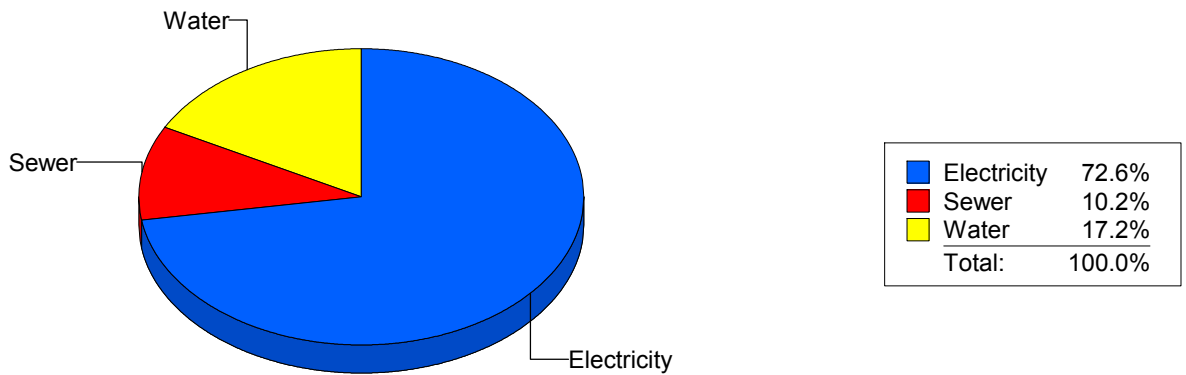
Cost Avoidance Program

Cost Summary Graph

Grouped by Energy Type

Energy Type	Use	Units	Meter Cost	Special Charges	Total Cost	Avg Unit Cost	% of Total Cost
Site: BLISS ELEMENTARY - BLISS ELEMENTARY							
Electricity	18,912	KWH	\$2,257.05	\$0.00	\$2,257.05	0.1193	72.58%
Water	227	CCF	\$534.03	\$0.00	\$534.03	2.3526	17.17%
Sewer	123	CCF	\$318.57	\$0.00	\$318.57	2.5900	10.24%
Total Cost:			\$3,109.65	\$0.00	\$3,109.65		

For BLISS ELEMENTARY



Filters: Cost Center Name Not Equal To DoNotReport; Billing Period Equal To 201303All Meter CodesAll Group Names

elpaso

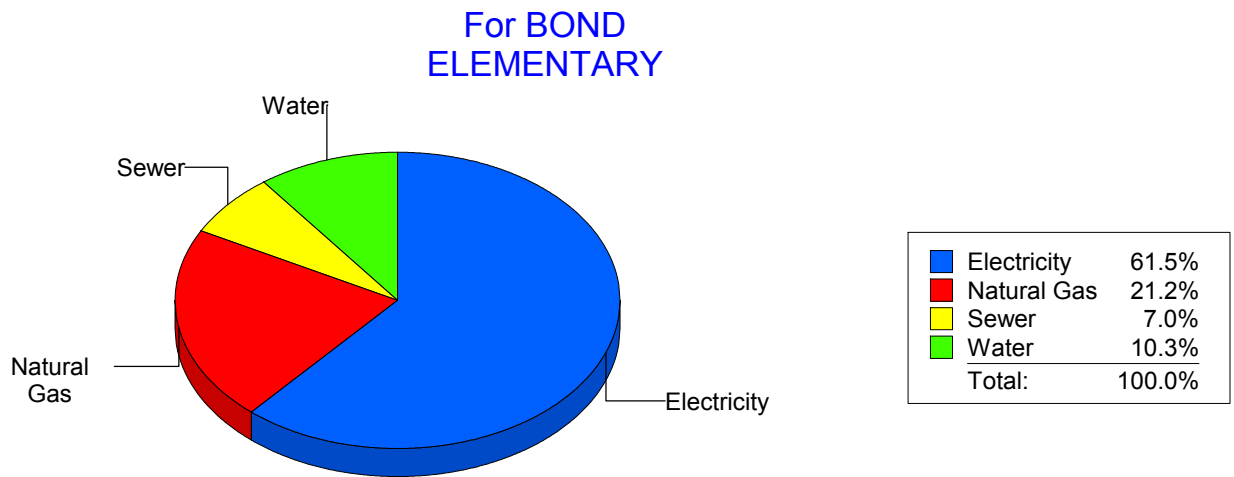
Energy CAP

Cost Avoidance Program

Cost Summary Graph

Grouped by Energy Type

Energy Type	Use	Units	Meter Cost	Special Charges	Total Cost	Avg Unit Cost	% of Total Cost
Site: BOND - BOND ELEMENTARY							
Electricity	19,978	KWH	\$2,931.01	\$0.00	\$2,931.01	0.1467	61.45%
Natural Gas	1,754	CCF	\$1,011.77	\$0.00	\$1,011.77	0.5768	21.21%
Water	155	CCF	\$491.84	\$0.00	\$491.84	3.1732	10.31%
Sewer	86	CCF	\$334.83	\$0.00	\$334.83	3.8934	7.02%
Total Cost:			\$4,769.45	\$0.00	\$4,769.45		



Filters: Cost Center Name Not Equal To DoNotReport; Billing Period Equal To 201303All Meter CodesAll Group Names

elpaso

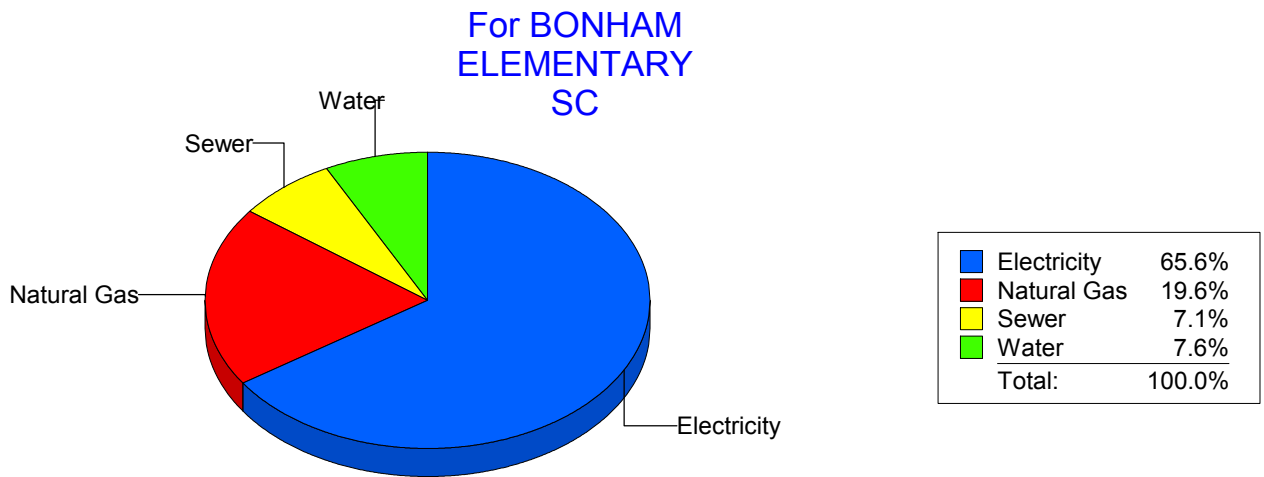
Energy CAP

Cost Avoidance Program

Cost Summary Graph

Grouped by Energy Type

Energy Type	Use	Units	Meter Cost	Special Charges	Total Cost	Avg Unit Cost	% of Total Cost
Site: BONHAM ELEMENTARY SC - BONHAM ELEMENTARY SC							
Electricity	19,770	KWH	\$3,152.34	\$0.00	\$3,152.34	0.1595	65.63%
Natural Gas	1,698	CCF	\$942.59	\$0.00	\$942.59	0.5551	19.62%
Water	154	CCF	\$365.30	\$0.00	\$365.30	2.3721	7.61%
Sewer	153	CCF	\$342.90	\$0.00	\$342.90	2.2412	7.14%
Total Cost:			\$4,803.13	\$0.00	\$4,803.13		



Filters: Cost Center Name Not Equal To DoNotReport; Billing Period Equal To 201303All Meter CodesAll Group Names

el Paso

Energy CAP

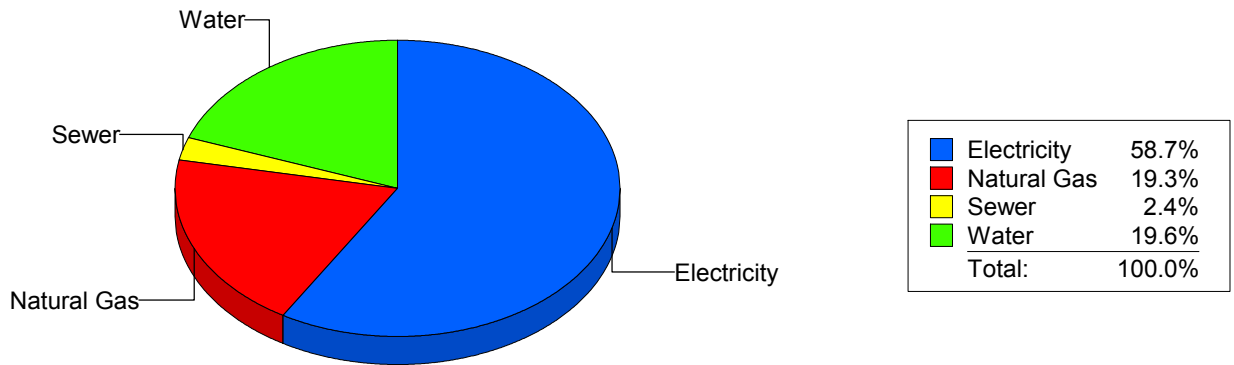
Cost Avoidance Program

Cost Summary Graph

Grouped by Energy Type

Energy Type	Use	Units	Meter Cost	Special Charges	Total Cost	Avg Unit Cost	% of Total Cost
Site: BOWIE HIGH SCHOOL - BOWIE HIGH SCHOOL							
Electricity	233,112	KWH	\$21,589.57	\$0.00	\$21,589.57	0.0926	58.68%
Natural Gas	13,410	CCF	\$7,108.75	\$0.00	\$7,108.75	0.5301	19.32%
Water	4,491	CCF	\$7,197.45	\$0.00	\$7,197.45	1.6026	19.56%
Sewer	328	CCF	\$898.02	\$0.00	\$898.02	2.7379	2.44%
Total Cost:			\$36,793.79	\$0.00	\$36,793.79		

For BOWIE HIGH SCHOOL



Filters: Cost Center Name Not Equal To DoNotReport; Billing Period Equal To 201303All Meter CodesAll Group Names

el Paso

Energy CAP

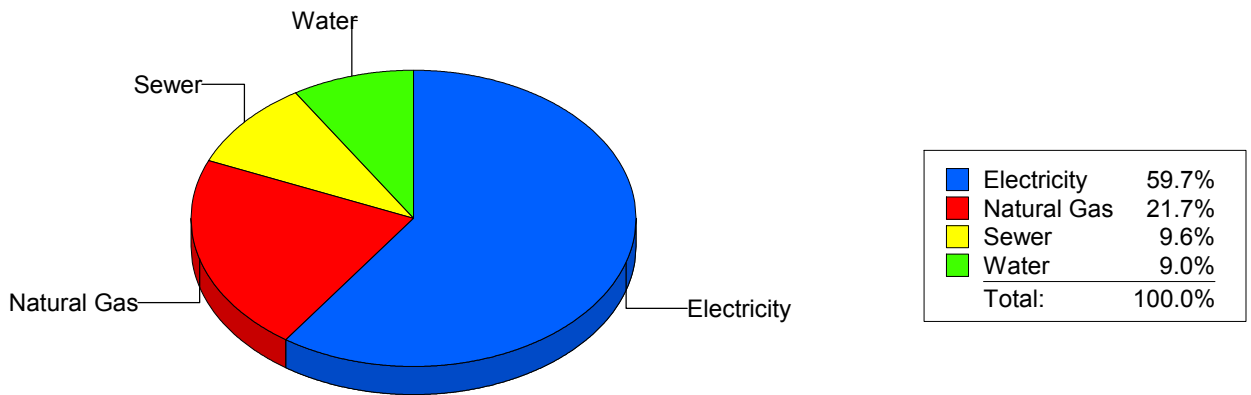
Cost Avoidance Program

Cost Summary Graph

Grouped by Energy Type

Energy Type	Use	Units	Meter Cost	Special Charges	Total Cost	Avg Unit Cost	% of Total Cost
Site: BRADLEY ELEMENTARY - BRADLEY ELEMENTARY							
Electricity	23,200	KWH	\$2,634.79	\$0.00	\$2,634.79	0.1136	59.73%
Natural Gas	1,729	CCF	\$959.07	\$0.00	\$959.07	0.5547	21.74%
Water	119	CCF	\$394.89	\$0.00	\$394.89	3.3184	8.95%
Sewer	140	CCF	\$422.43	\$0.00	\$422.43	3.0174	9.58%
Total Cost:			\$4,411.18	\$0.00	\$4,411.18		

For BRADLEY ELEMENTARY



Filters: Cost Center Name Not Equal To DoNotReport; Billing Period Equal To 201303All Meter CodesAll Group Names

el Paso

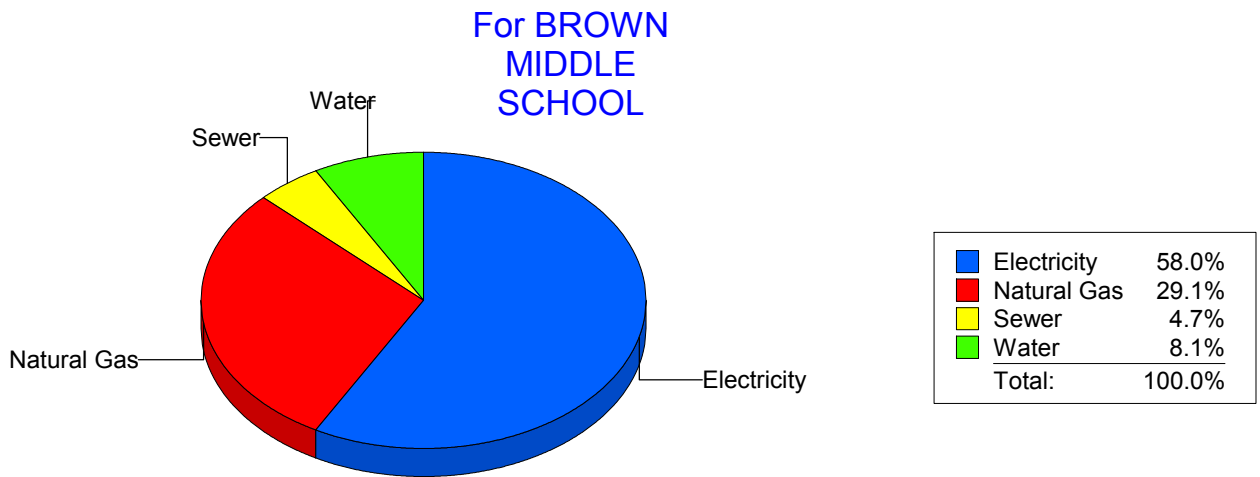
Energy CAP

Cost Avoidance Program

Cost Summary Graph

Grouped by Energy Type

Energy Type	Use	Units	Meter Cost	Special Charges	Total Cost	Avg Unit Cost	% of Total Cost
Site: BROWN MIDDLE SCHOOL - BROWN MIDDLE SCHOOL							
Electricity	80,600	KWH	\$7,695.08	\$0.00	\$7,695.08	0.0955	58.02%
Natural Gas	7,276	CCF	\$3,862.73	\$0.00	\$3,862.73	0.5309	29.12%
Water	502	CCF	\$1,078.33	\$0.00	\$1,078.33	2.1481	8.13%
Sewer	288	CCF	\$626.67	\$0.00	\$626.67	2.1759	4.73%
Total Cost:			\$13,262.81	\$0.00	\$13,262.81		



Filters: Cost Center Name Not Equal To DoNotReport; Billing Period Equal To 201303All Meter CodesAll Group Names

elpaso

Energy CAP

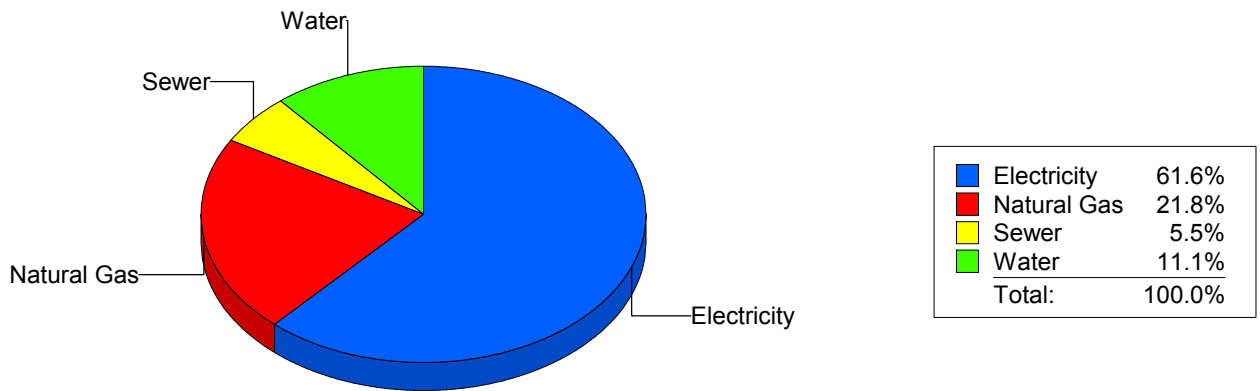
Cost Avoidance Program

Cost Summary Graph

Grouped by Energy Type

Energy Type	Use	Units	Meter Cost	Special Charges	Total Cost	Avg Unit Cost	% of Total Cost
Site: BURGESS HIGH SCHOOL - BURGESS HIGH SCHOOL							
Electricity	91,475	KWH	\$9,970.62	\$0.00	\$9,970.62	0.1090	61.61%
Natural Gas	6,468	CCF	\$3,523.86	\$0.00	\$3,523.86	0.5448	21.77%
Water	488	CCF	\$1,796.74	\$0.00	\$1,796.74	3.6818	11.10%
Sewer	373	CCF	\$892.80	\$0.00	\$892.80	2.3936	5.52%
Total Cost:			\$16,184.02	\$0.00	\$16,184.02		

For BURGESS HIGH SCHOOL



Filters: Cost Center Name Not Equal To DoNotReport; Billing Period Equal To 201303All Meter CodesAll Group Names

elpaso

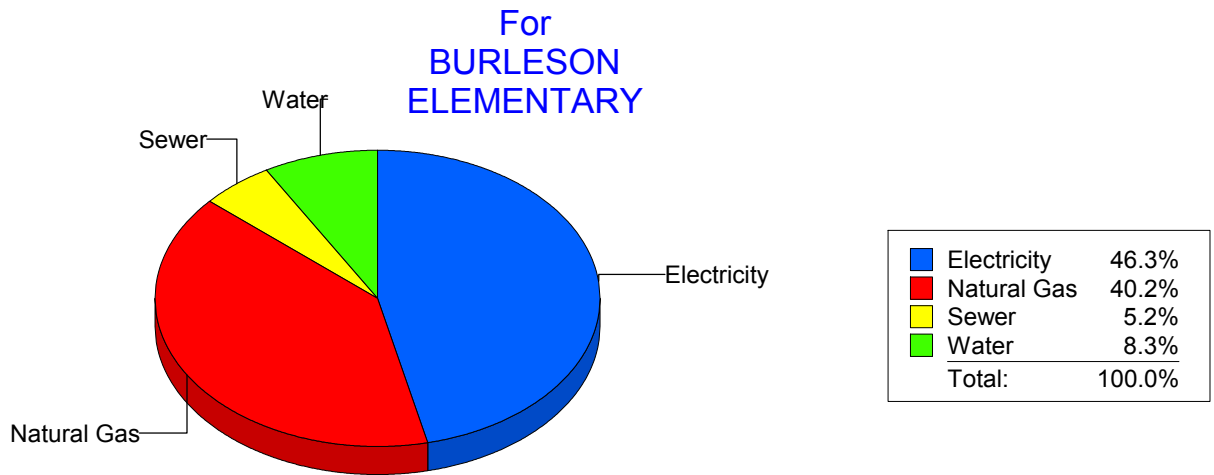
Energy CAP

Cost Avoidance Program

Cost Summary Graph

Grouped by Energy Type

Energy Type	Use	Units	Meter Cost	Special Charges	Total Cost	Avg Unit Cost	% of Total Cost
Site: BURLESON ELEMENTARY - BURLESON ELEMENTARY							
Electricity	23,439	KWH	\$2,305.69	\$0.00	\$2,305.69	0.0984	46.27%
Natural Gas	3,543	CCF	\$2,002.43	\$0.00	\$2,002.43	0.5652	40.18%
Water	194	CCF	\$413.35	\$0.00	\$413.35	2.1307	8.30%
Sewer	92	CCF	\$261.60	\$0.00	\$261.60	2.8435	5.25%
Total Cost:			\$4,983.07	\$0.00	\$4,983.07		



Filters: Cost Center Name Not Equal To DoNotReport; Billing Period Equal To 201303All Meter CodesAll Group Names

elpaso

Energy CAP

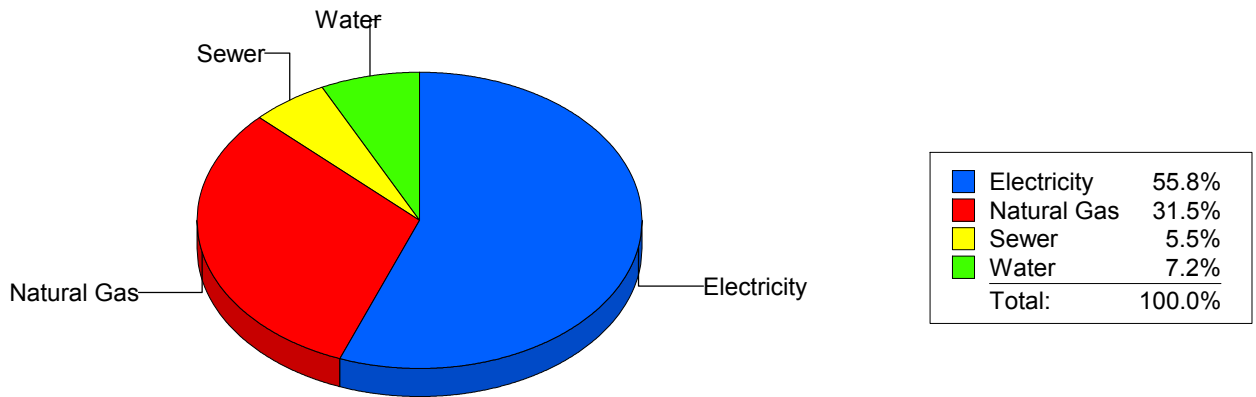
Cost Avoidance Program

Cost Summary Graph

Grouped by Energy Type

Energy Type	Use	Units	Meter Cost	Special Charges	Total Cost	Avg Unit Cost	% of Total Cost
Site: BURNET ELEMENTARY - BURNET ELEMENTARY							
Electricity	17,538	KWH	\$2,674.91	\$0.00	\$2,674.91	0.1525	55.84%
Natural Gas	2,615	CCF	\$1,506.87	\$0.00	\$1,506.87	0.5762	31.46%
Water	133	CCF	\$342.94	\$0.00	\$342.94	2.5785	7.16%
Sewer	95	CCF	\$265.74	\$0.00	\$265.74	2.7973	5.55%
Total Cost:			\$4,790.46	\$0.00	\$4,790.46		

For BURNET ELEMENTARY



Filters: Cost Center Name Not Equal To DoNotReport; Billing Period Equal To 201303All Meter CodesAll Group Names

elpaso

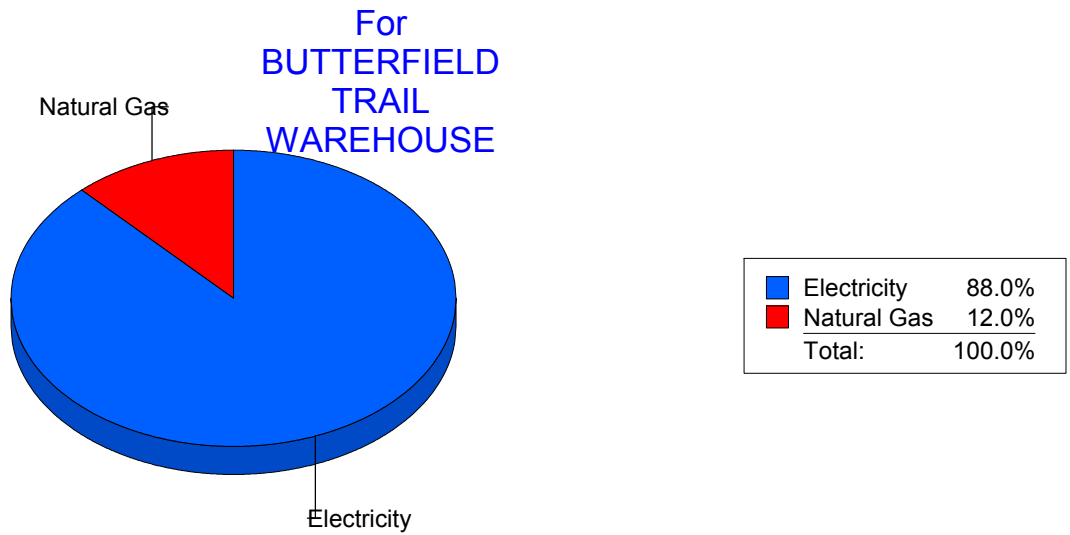
Energy CAP

Cost Avoidance Program

Cost Summary Graph

Grouped by Energy Type

Energy Type	Use	Units	Meter Cost	Special Charges	Total Cost	Avg Unit Cost	% of Total Cost
Site: BUTTERFIELDTRAILWAREHOUSE - BUTTERFIELD TRAIL WAREHOUSE							
Electricity	2,800	KWH	\$307.52	\$0.00	\$307.52	0.1098	88.03%
Natural Gas	0	CCF	\$41.82	\$0.00	\$41.82	0.0000	11.97%
Total Cost:			\$349.34	\$0.00	\$349.34		



Filters: Cost Center Name Not Equal To DoNotReport; Billing Period Equal To 201303All Meter CodesAll Group Names

el Paso

Energy CAP

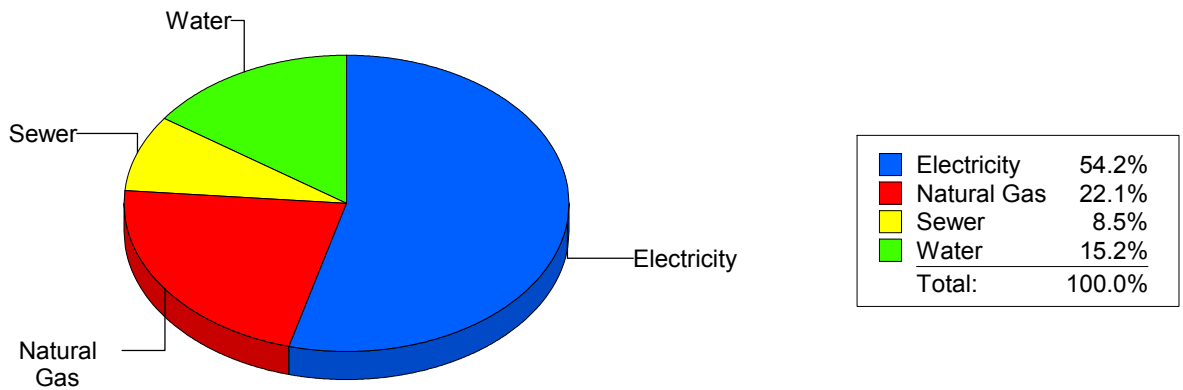
Cost Avoidance Program

Cost Summary Graph

Grouped by Energy Type

Energy Type	Use	Units	Meter Cost	Special Charges	Total Cost	Avg Unit Cost	% of Total Cost
Site: CANYON HILLS MIDDLE - CANYON HILLS MIDDLE							
Electricity	45,380	KWH	\$4,897.97	\$0.00	\$4,897.97	0.1079	54.15%
Natural Gas	3,613	CCF	\$2,000.73	\$0.00	\$2,000.73	0.5538	22.12%
Water	469	CCF	\$1,377.09	\$0.00	\$1,377.09	2.9362	15.23%
Sewer	225	CCF	\$768.96	\$0.00	\$768.96	3.4176	8.50%
Total Cost:			\$9,044.75	\$0.00	\$9,044.75		

For CANYON HILLS MIDDLE



Filters: Cost Center Name Not Equal To DoNotReport; Billing Period Equal To 201303All Meter CodesAll Group Names

elpaso

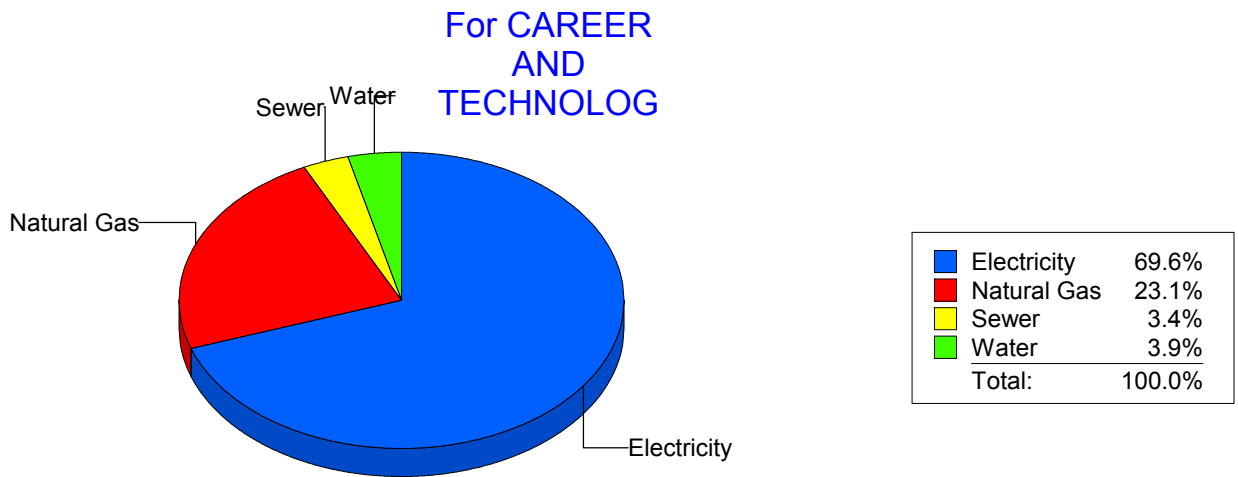
Energy CAP

Cost Avoidance Program

Cost Summary Graph

Grouped by Energy Type

Energy Type	Use	Units	Meter Cost	Special Charges	Total Cost	Avg Unit Cost	% of Total Cost
Site: CAREER AND TECHNOLOG - CAREER AND TECHNOLOG							
Electricity	78,104	KWH	\$8,423.26	\$0.00	\$8,423.26	0.1078	69.64%
Natural Gas	5,218	CCF	\$2,790.25	\$0.00	\$2,790.25	0.5347	23.07%
Water	172	CCF	\$473.07	\$0.00	\$473.07	2.7504	3.91%
Sewer	150	CCF	\$409.34	\$0.00	\$409.34	2.7289	3.38%
Total Cost:			\$12,095.92	\$0.00	\$12,095.92		



Filters: Cost Center Name Not Equal To DoNotReport; Billing Period Equal To 201303All Meter CodesAll Group Names

elpaso

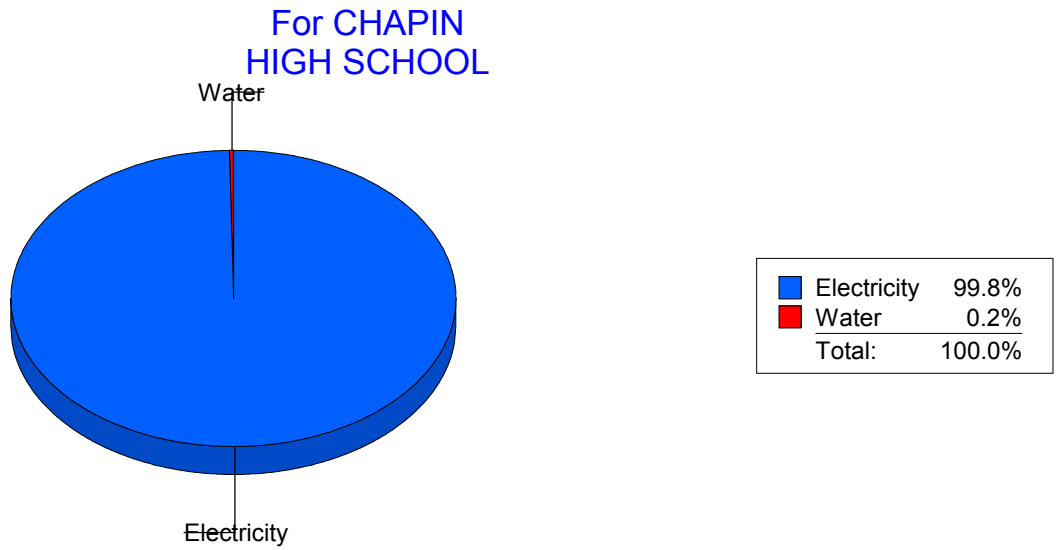
Energy CAP

Cost Avoidance Program

Cost Summary Graph

Grouped by Energy Type

Energy Type	Use	Units	Meter Cost	Special Charges	Total Cost	Avg Unit Cost	% of Total Cost
Site: CHAPIN HIGH SCHOOL - CHAPIN HIGH SCHOOL							
Electricity	219,308	KWH	\$21,067.14	\$0.00	\$21,067.14	0.0961	99.78%
Water	0	CCF	\$47.20	\$0.00	\$47.20	0.0000	0.22%
Total Cost:			\$21,114.34	\$0.00	\$21,114.34		



Filters: Cost Center Name Not Equal To DoNotReport; Billing Period Equal To 201303All Meter CodesAll Group Names

elpaso

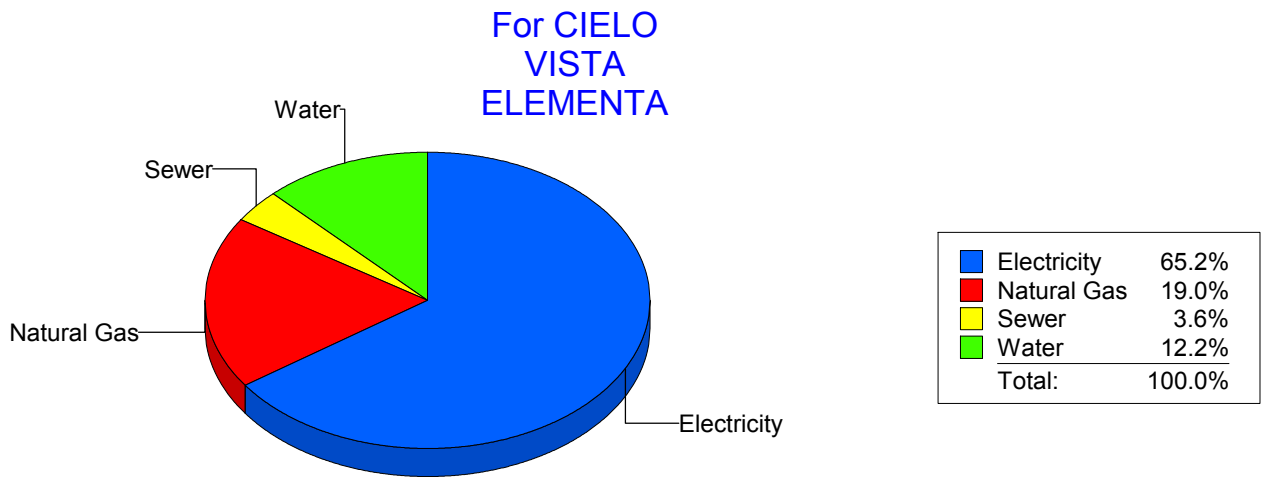
Energy CAP

Cost Avoidance Program

Cost Summary Graph

Grouped by Energy Type

Energy Type	Use	Units	Meter Cost	Special Charges	Total Cost	Avg Unit Cost	% of Total Cost
Site: CIELO VISTA ELEMENTA - CIELO VISTA ELEMENTA							
Electricity	36,560	KWH	\$4,342.38	\$0.00	\$4,342.38	0.1188	65.21%
Natural Gas	2,229	CCF	\$1,263.96	\$0.00	\$1,263.96	0.5671	18.98%
Water	228	CCF	\$811.56	\$0.00	\$811.56	3.5595	12.19%
Sewer	67	CCF	\$241.29	\$0.00	\$241.29	3.6013	3.62%
Total Cost:			\$6,659.19	\$0.00	\$6,659.19		



Filters: Cost Center Name Not Equal To DoNotReport; Billing Period Equal To 201303All Meter CodesAll Group Names

elpaso

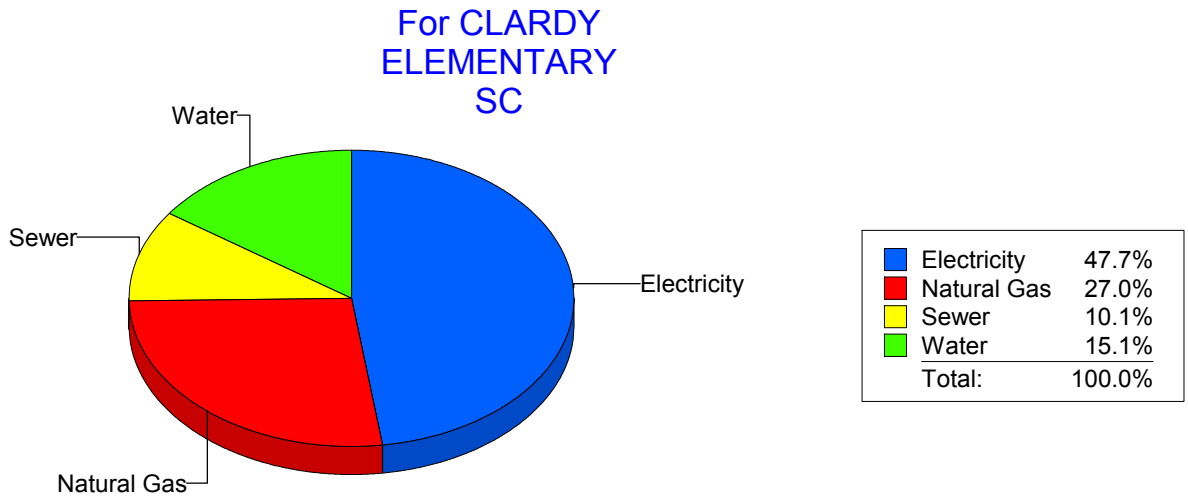
Energy CAP

Cost Avoidance Program

Cost Summary Graph

Grouped by Energy Type

Energy Type	Use	Units	Meter Cost	Special Charges	Total Cost	Avg Unit Cost	% of Total Cost
Site: CLARDY ELEMENTARY SC - CLARDY ELEMENTARY SC							
Electricity	23,765	KWH	\$2,951.90	\$0.00	\$2,951.90	0.1242	47.74%
Natural Gas	2,993	CCF	\$1,670.18	\$0.00	\$1,670.18	0.5580	27.01%
Water	470	CCF	\$936.32	\$0.00	\$936.32	1.9922	15.14%
Sewer	296	CCF	\$624.63	\$0.00	\$624.63	2.1102	10.10%
Total Cost:			\$6,183.03	\$0.00	\$6,183.03		



Filters: Cost Center Name Not Equal To DoNotReport; Billing Period Equal To 201303All Meter CodesAll Group Names

elpaso

Energy CAP

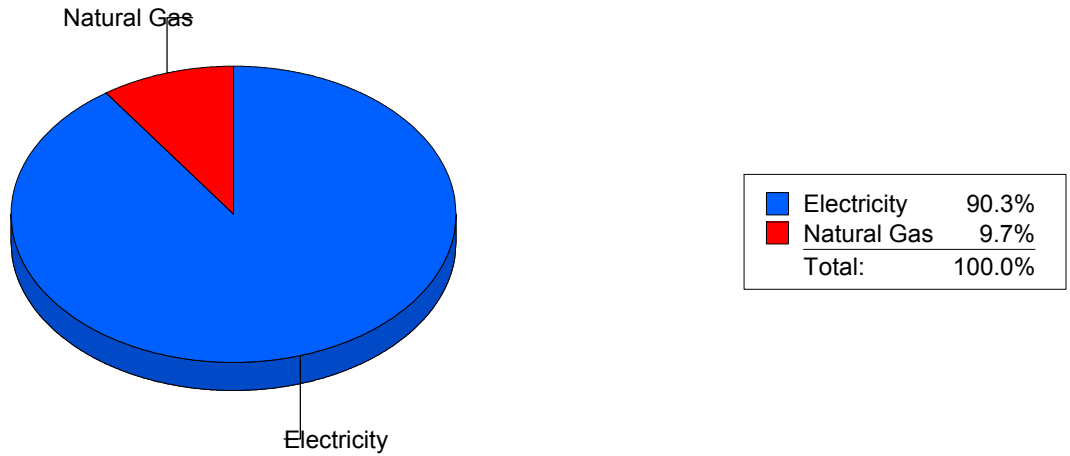
Cost Avoidance Program

Cost Summary Graph

Grouped by Energy Type

Energy Type	Use	Units	Meter Cost	Special Charges	Total Cost	Avg Unit Cost	% of Total Cost
Site: CLENDININ - CLENDININ							
Electricity	33,500	KWH	\$9,938.15	\$0.00	\$9,938.15	0.2967	90.34%
Natural Gas	1,925	CCF	\$1,063.20	\$0.00	\$1,063.20	0.5523	9.66%
Total Cost:			\$11,001.35	\$0.00	\$11,001.35		

For CLENDININ



Filters: Cost Center Name Not Equal To DoNotReport; Billing Period Equal To 201303All Meter CodesAll Group Names

elpaso

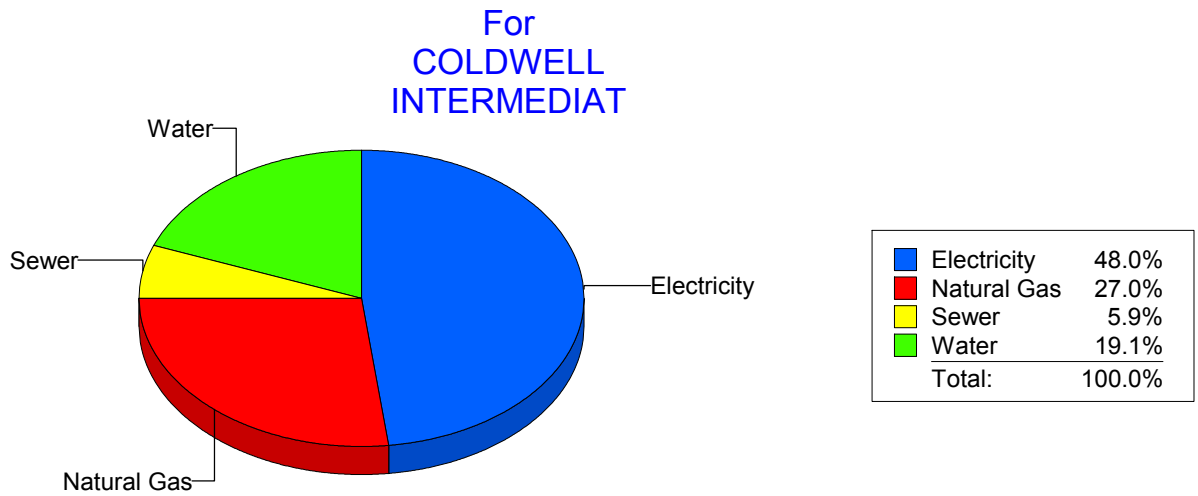
Energy CAP

Cost Avoidance Program

Cost Summary Graph

Grouped by Energy Type

Energy Type	Use	Units	Meter Cost	Special Charges	Total Cost	Avg Unit Cost	% of Total Cost
Site: COLDWELL INTERMEDIAT - COLDWELL INTERMEDIAT							
Electricity	23,439	KWH	\$2,696.49	\$0.00	\$2,696.49	0.1150	48.00%
Natural Gas	2,638	CCF	\$1,518.78	\$0.00	\$1,518.78	0.5757	27.04%
Water	228	CCF	\$1,072.09	\$0.00	\$1,072.09	4.7021	19.08%
Sewer	103	CCF	\$330.29	\$0.00	\$330.29	3.2067	5.88%
Total Cost:			\$5,617.65	\$0.00	\$5,617.65		



Filters: Cost Center Name Not Equal To DoNotReport; Billing Period Equal To 201303All Meter CodesAll Group Names

el Paso

Energy CAP

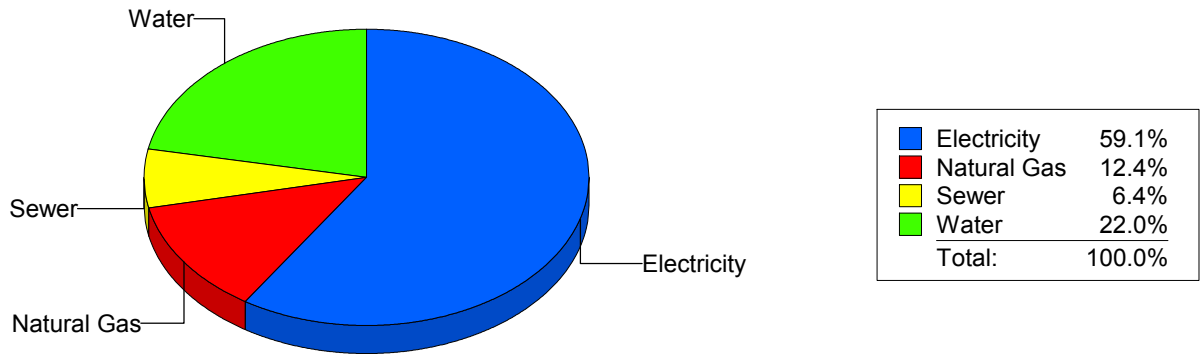
Cost Avoidance Program

Cost Summary Graph

Grouped by Energy Type

Energy Type	Use	Units	Meter Cost	Special Charges	Total Cost	Avg Unit Cost	% of Total Cost
Site: COLLINS ELEMENTARY - COLLINS ELEMENTARY							
Electricity	33,263	KWH	\$4,179.69	\$0.00	\$4,179.69	0.1257	59.12%
Natural Gas	1,501	CCF	\$878.30	\$0.00	\$878.30	0.5851	12.42%
Water	425	CCF	\$1,558.41	\$0.00	\$1,558.41	3.6668	22.04%
Sewer	221	CCF	\$453.81	\$0.00	\$453.81	2.0534	6.42%
Total Cost:			\$7,070.21	\$0.00	\$7,070.21		

For COLLINS ELEMENTARY



Filters: Cost Center Name Not Equal To DoNotReport; Billing Period Equal To 201303All Meter CodesAll Group Names

el Paso

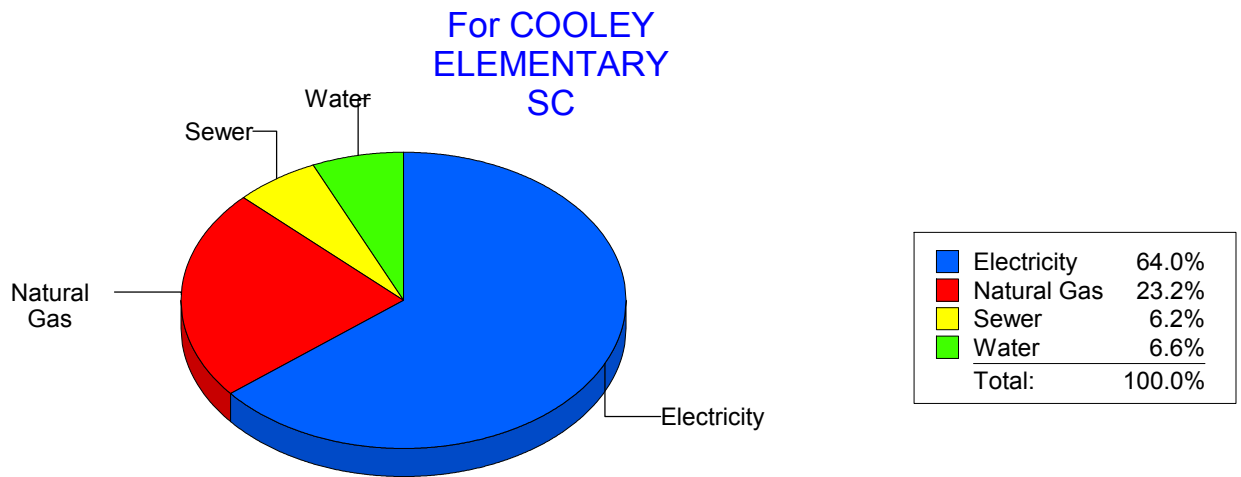
Energy CAP

Cost Avoidance Program

Cost Summary Graph

Grouped by Energy Type

Energy Type	Use	Units	Meter Cost	Special Charges	Total Cost	Avg Unit Cost	% of Total Cost
Site: COOLEY ELEMENTARY SC - COOLEY ELEMENTARY SC							
Electricity	74,200	KWH	\$7,319.82	\$0.00	\$7,319.82	0.0986	64.04%
Natural Gas	4,861	CCF	\$2,651.45	\$0.00	\$2,651.45	0.5455	23.20%
Water	236	CCF	\$752.50	\$0.00	\$752.50	3.1886	6.58%
Sewer	219	CCF	\$706.52	\$0.00	\$706.52	3.2261	6.18%
Total Cost:			\$11,430.29	\$0.00	\$11,430.29		



Filters: Cost Center Name Not Equal To DoNotReport; Billing Period Equal To 201303All Meter CodesAll Group Names

elpaso

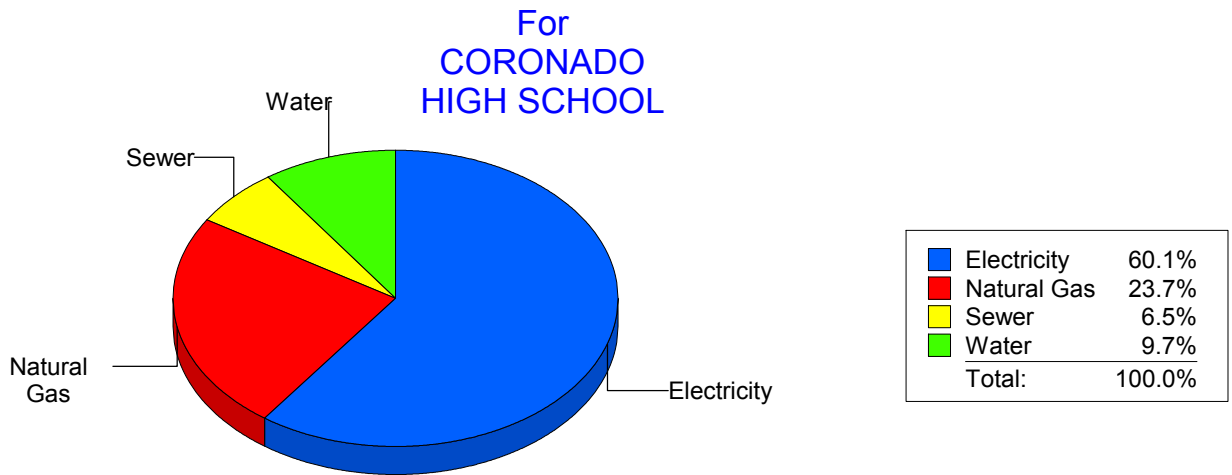
Energy CAP

Cost Avoidance Program

Cost Summary Graph

Grouped by Energy Type

Energy Type	Use	Units	Meter Cost	Special Charges	Total Cost	Avg Unit Cost	% of Total Cost
Site: CORONADO HIGH SCHOOL - CORONADO HIGH SCHOOL							
Electricity	154,368	KWH	\$17,478.76	\$0.00	\$17,478.76	0.1132	60.05%
Natural Gas	12,964	CCF	\$6,902.81	\$0.00	\$6,902.81	0.5325	23.72%
Water	1,643	CCF	\$2,832.20	\$0.00	\$2,832.20	1.7238	9.73%
Sewer	1,141	CCF	\$1,892.99	\$0.00	\$1,892.99	1.6591	6.50%
Total Cost:			\$29,106.76	\$0.00	\$29,106.76		



Filters: Cost Center Name Not Equal To DoNotReport; Billing Period Equal To 201303All Meter CodesAll Group Names

elpaso

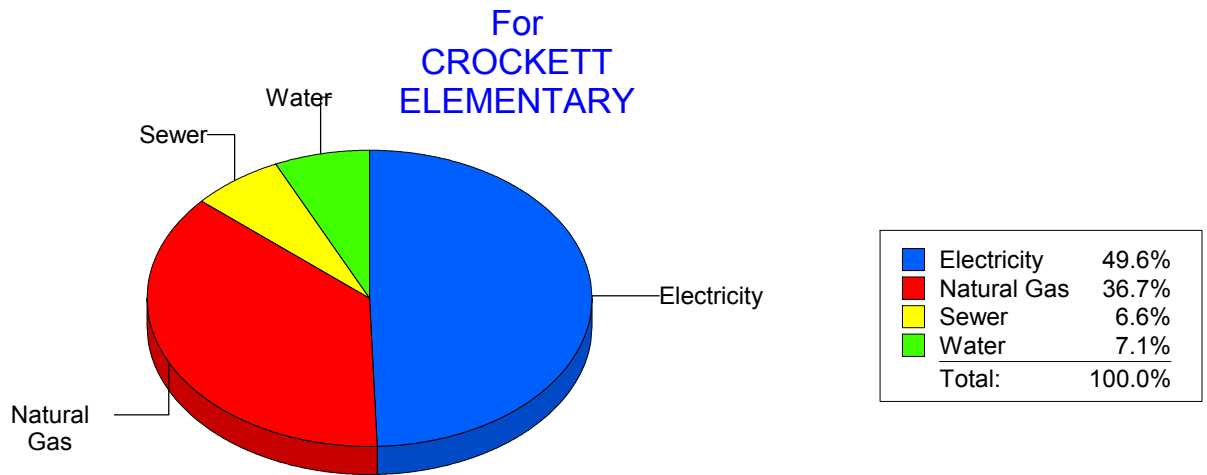
Energy CAP

Cost Avoidance Program

Cost Summary Graph

Grouped by Energy Type

Energy Type	Use	Units	Meter Cost	Special Charges	Total Cost	Avg Unit Cost	% of Total Cost
Site: CROCKETT - CROCKETT ELEMENTARY							
Electricity	20,600	KWH	\$2,364.67	\$0.00	\$2,364.67	0.1148	49.58%
Natural Gas	4,694	CCF	\$1,752.17	\$0.00	\$1,752.17	0.3733	36.74%
Water	100	CCF	\$337.22	\$0.00	\$337.22	3.3722	7.07%
Sewer	131	CCF	\$315.42	\$0.00	\$315.42	2.4078	6.61%
Total Cost:			\$4,769.48	\$0.00	\$4,769.48		



Filters: Cost Center Name Not Equal To DoNotReport; Billing Period Equal To 201303All Meter CodesAll Group Names

elpaso

Energy CAP

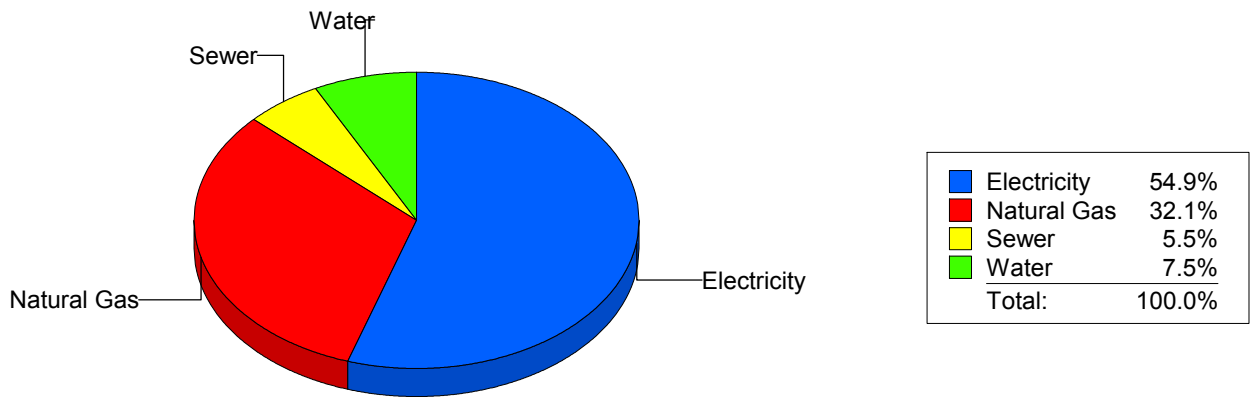
Cost Avoidance Program

Cost Summary Graph

Grouped by Energy Type

Energy Type	Use	Units	Meter Cost	Special Charges	Total Cost	Avg Unit Cost	% of Total Cost
Site: CROSBY ELEMENTARY - CROSBY ELEMENTARY							
Electricity	24,796	KWH	\$2,821.91	\$0.00	\$2,821.91	0.1138	54.92%
Natural Gas	2,960	CCF	\$1,650.87	\$0.00	\$1,650.87	0.5577	32.13%
Water	159	CCF	\$383.50	\$0.00	\$383.50	2.4119	7.46%
Sewer	107	CCF	\$282.30	\$0.00	\$282.30	2.6383	5.49%
Total Cost:			\$5,138.58	\$0.00	\$5,138.58		

For CROSBY ELEMENTARY



Filters: Cost Center Name Not Equal To DoNotReport; Billing Period Equal To 201303All Meter CodesAll Group Names

elpaso

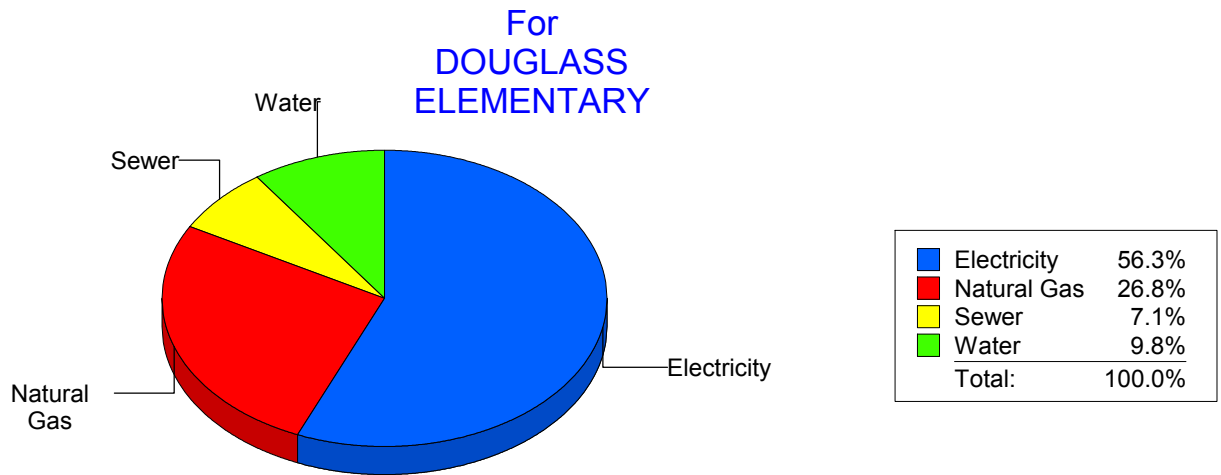
Energy CAP

Cost Avoidance Program

Cost Summary Graph

Grouped by Energy Type

Energy Type	Use	Units	Meter Cost	Special Charges	Total Cost	Avg Unit Cost	% of Total Cost
Site: DOUGLASS ELEMENTARY - DOUGLASS ELEMENTARY							
Electricity	28,796	KWH	\$3,040.68	\$0.00	\$3,040.68	0.1056	56.32%
Natural Gas	2,587	CCF	\$1,448.86	\$0.00	\$1,448.86	0.5601	26.84%
Water	217	CCF	\$527.39	\$0.00	\$527.39	2.4304	9.77%
Sewer	142	CCF	\$381.63	\$0.00	\$381.63	2.6875	7.07%
Total Cost:			\$5,398.56	\$0.00	\$5,398.56		



Filters: Cost Center Name Not Equal To DoNotReport; Billing Period Equal To 201303All Meter CodesAll Group Names

elpaso

Energy CAP

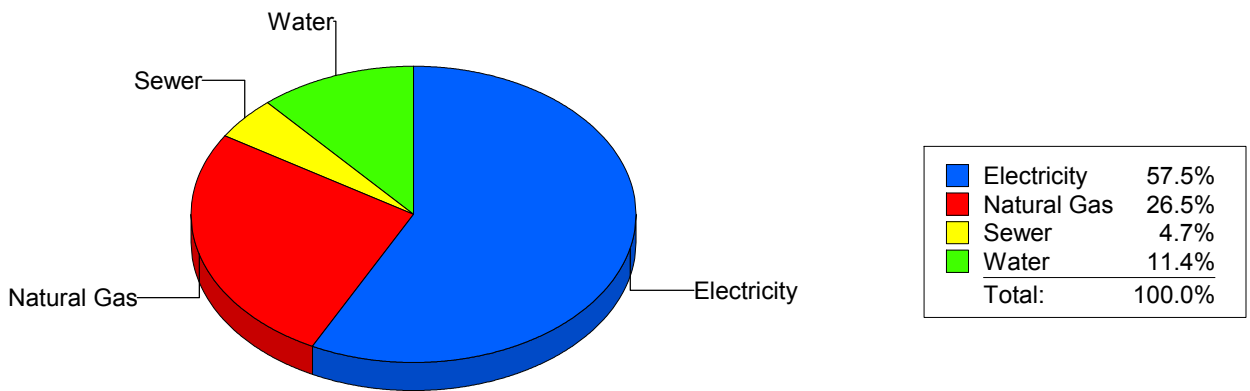
Cost Avoidance Program

Cost Summary Graph

Grouped by Energy Type

Energy Type	Use	Units	Meter Cost	Special Charges	Total Cost	Avg Unit Cost	% of Total Cost
Site: DOWELL ELEMENTARY - DOWELL ELEMENTARY							
Electricity	15,449	KWH	\$1,742.57	\$0.00	\$1,742.57	0.1128	57.46%
Natural Gas	1,435	CCF	\$802.82	\$0.00	\$802.82	0.5595	26.47%
Water	132	CCF	\$345.51	\$0.00	\$345.51	2.6175	11.39%
Sewer	64	CCF	\$141.83	\$0.00	\$141.83	2.2161	4.68%
Total Cost:			\$3,032.73	\$0.00	\$3,032.73		

For DOWELL ELEMENTARY



Filters: Cost Center Name Not Equal To DoNotReport; Billing Period Equal To 201303All Meter CodesAll Group Names

elpaso

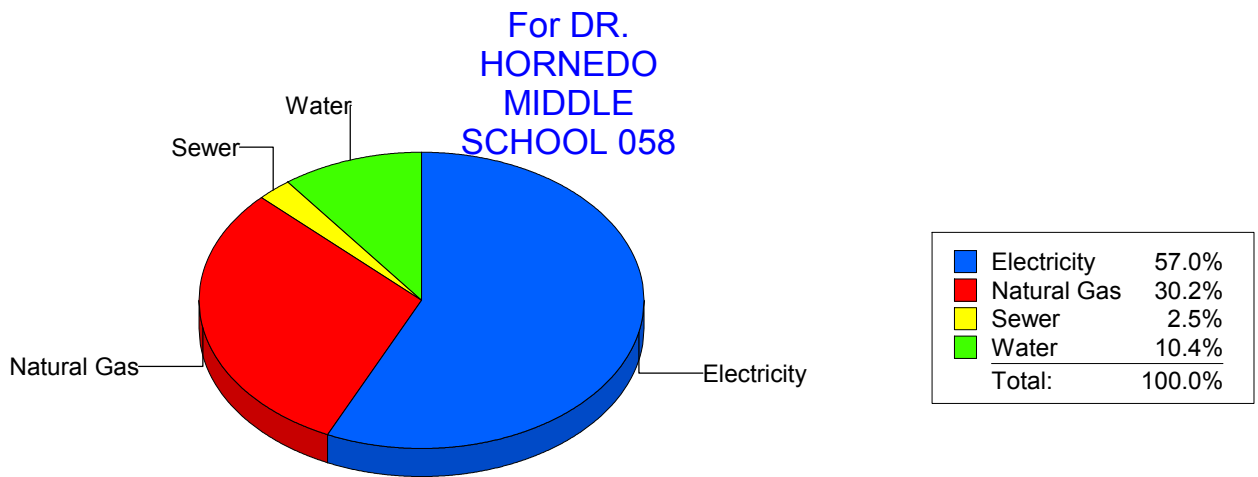
Energy CAP

Cost Avoidance Program

Cost Summary Graph

Grouped by Energy Type

Energy Type	Use	Units	Meter Cost	Special Charges	Total Cost	Avg Unit Cost	% of Total Cost
Site: DRHORNEDOMIDDLESCHOOL - DR. HORNEDO MIDDLE SCHOOL 058							
Electricity	82,600	KWH	\$8,384.92	\$0.00	\$8,384.92	0.1015	56.96%
Natural Gas	8,385	CCF	\$4,440.66	\$0.00	\$4,440.66	0.5296	30.17%
Water	399	CCF	\$1,532.34	\$0.00	\$1,532.34	3.8405	10.41%
Sewer	97	CCF	\$363.09	\$0.00	\$363.09	3.7432	2.47%
Total Cost:			\$14,721.01	\$0.00	\$14,721.01		



Filters: Cost Center Name Not Equal To DoNotReport; Billing Period Equal To 201303All Meter CodesAll Group Names

elpaso

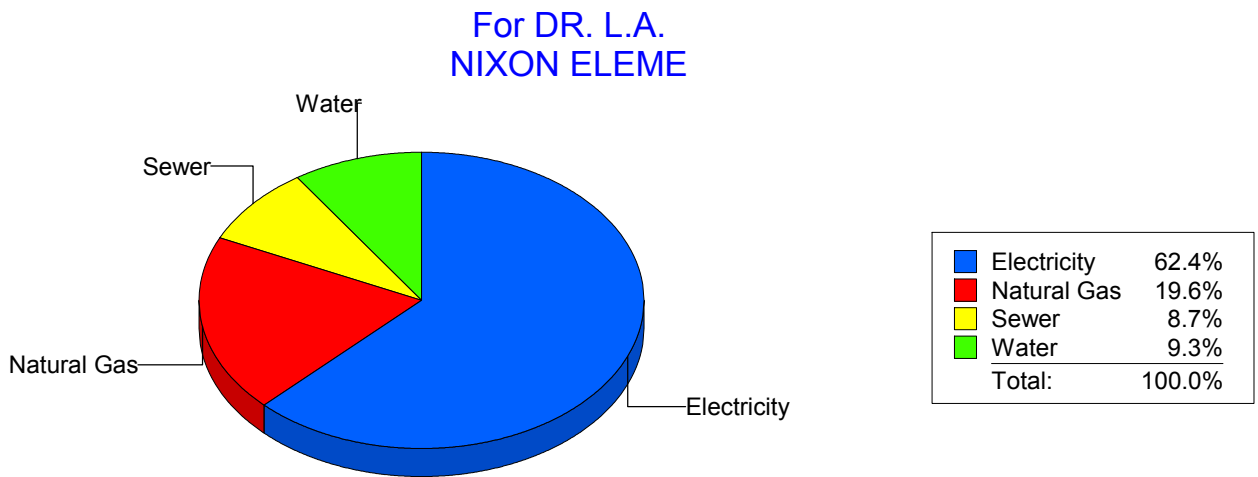
Energy CAP

Cost Avoidance Program

Cost Summary Graph

Grouped by Energy Type

Energy Type	Use	Units	Meter Cost	Special Charges	Total Cost	Avg Unit Cost	% of Total Cost
Site: DR. L.A. NIXON ELEME - DR. L.A. NIXON ELEME							
Electricity	33,040	KWH	\$3,891.39	\$0.00	\$3,891.39	0.1178	62.39%
Natural Gas	2,161	CCF	\$1,221.48	\$0.00	\$1,221.48	0.5652	19.58%
Water	214	CCF	\$582.72	\$0.00	\$582.72	2.7230	9.34%
Sewer	197	CCF	\$541.52	\$0.00	\$541.52	2.7488	8.68%
Total Cost:			\$6,237.11	\$0.00	\$6,237.11		



Filters: Cost Center Name Not Equal To DoNotReport; Billing Period Equal To 201303All Meter CodesAll Group Names

elpaso

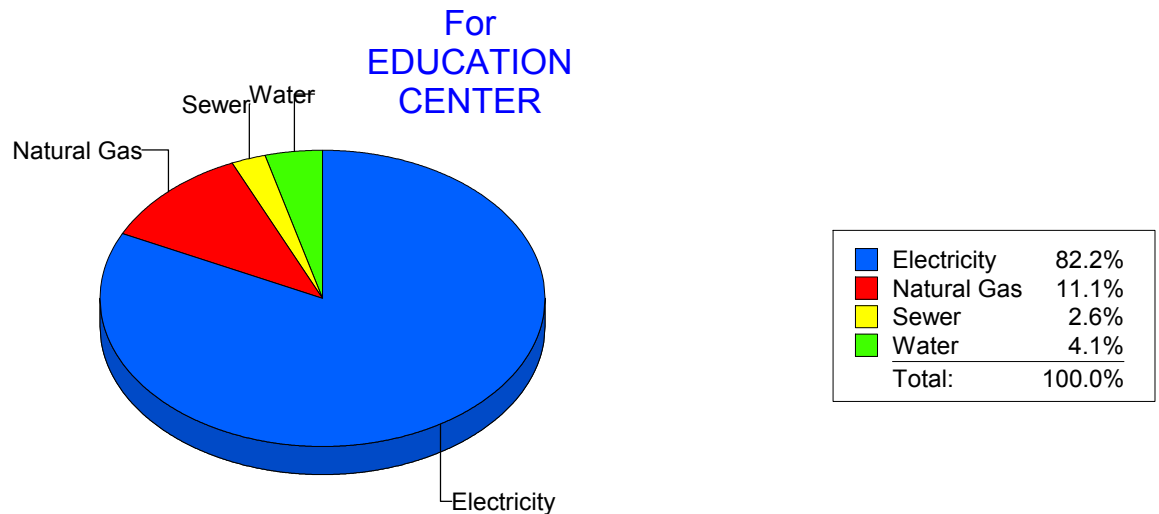
Energy CAP

Cost Avoidance Program

Cost Summary Graph

Grouped by Energy Type

Energy Type	Use	Units	Meter Cost	Special Charges	Total Cost	Avg Unit Cost	% of Total Cost
Site: EDUCATION CENTER - EDUCATION CENTER							
Electricity	226,781	KWH	\$20,414.63	\$0.00	\$20,414.63	0.0900	82.24%
Natural Gas	5,163	CCF	\$2,761.59	\$0.00	\$2,761.59	0.5349	11.13%
Water	395	CCF	\$1,012.74	\$0.00	\$1,012.74	2.5639	4.08%
Sewer	264	CCF	\$633.98	\$0.00	\$633.98	2.4014	2.55%
Total Cost:			\$24,822.94	\$0.00	\$24,822.94		



Filters: Cost Center Name Not Equal To DoNotReport; Billing Period Equal To 201303All Meter CodesAll Group Names

elpaso

Energy CAP

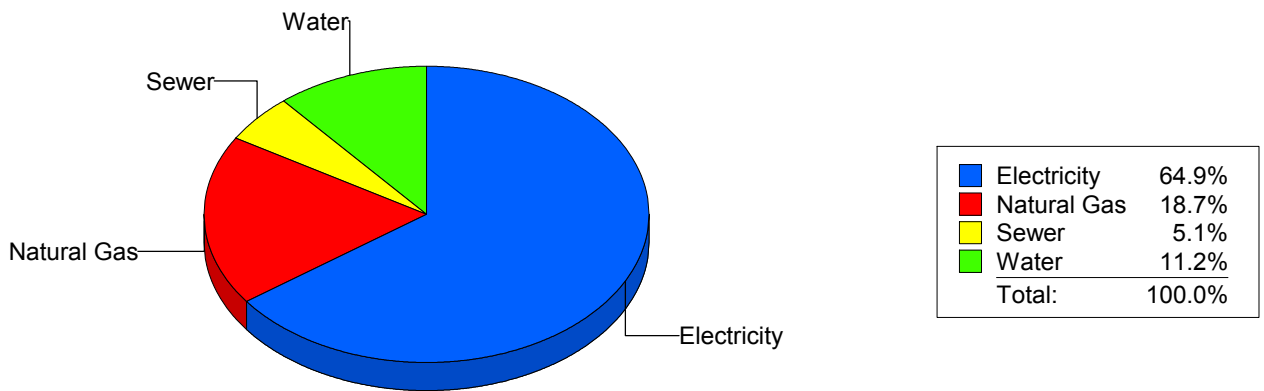
Cost Avoidance Program

Cost Summary Graph

Grouped by Energy Type

Energy Type	Use	Units	Meter Cost	Special Charges	Total Cost	Avg Unit Cost	% of Total Cost
Site: EL PASO HIGH SCHOOL - EL PASO HIGH SCHOOL							
Electricity	116,172	KWH	\$14,775.94	\$0.00	\$14,775.94	0.1272	64.94%
Natural Gas	7,627	CCF	\$4,260.28	\$0.00	\$4,260.28	0.5586	18.72%
Water	913	CCF	\$2,556.58	\$0.00	\$2,556.58	2.8002	11.24%
Sewer	518	CCF	\$1,160.22	\$0.00	\$1,160.22	2.2398	5.10%
Total Cost:			\$22,753.02	\$0.00	\$22,753.02		

For EL PASO HIGH SCHOOL



Filters: Cost Center Name Not Equal To DoNotReport; Billing Period Equal To 201303All Meter CodesAll Group Names

elpaso

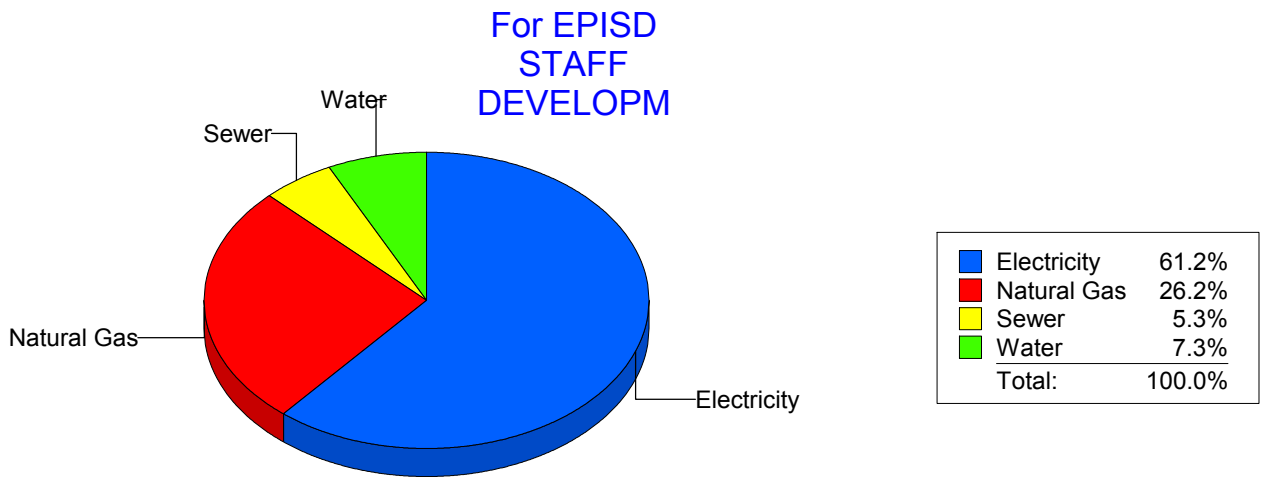
Energy CAP

Cost Avoidance Program

Cost Summary Graph

Grouped by Energy Type

Energy Type	Use	Units	Meter Cost	Special Charges	Total Cost	Avg Unit Cost	% of Total Cost
Site: EPISD STAFF DEVELOPM - EPISD STAFF DEVELOPM							
Electricity	9,280	KWH	\$984.70	\$0.00	\$984.70	0.1061	61.18%
Natural Gas	718	CCF	\$421.90	\$0.00	\$421.90	0.5876	26.21%
Water	31	CCF	\$117.72	\$0.00	\$117.72	3.7974	7.31%
Sewer	23	CCF	\$85.25	\$0.00	\$85.25	3.7065	5.30%
Total Cost:			\$1,609.57	\$0.00	\$1,609.57		



Filters: Cost Center Name Not Equal To DoNotReport; Billing Period Equal To 201303All Meter CodesAll Group Names

elpaso

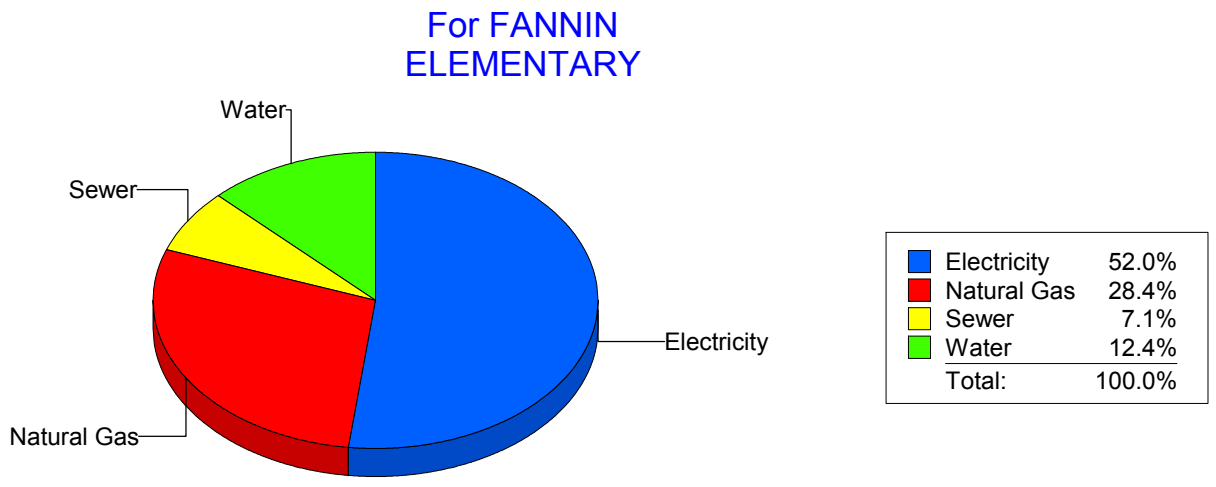
Energy CAP

Cost Avoidance Program

Cost Summary Graph

Grouped by Energy Type

Energy Type	Use	Units	Meter Cost	Special Charges	Total Cost	Avg Unit Cost	% of Total Cost
Site: FANNIN ELEMENTARY - FANNIN ELEMENTARY							
Electricity	19,962	KWH	\$2,896.69	\$0.00	\$2,896.69	0.1451	52.02%
Natural Gas	2,763	CCF	\$1,583.24	\$0.00	\$1,583.24	0.5730	28.43%
Water	208	CCF	\$691.34	\$0.00	\$691.34	3.3238	12.42%
Sewer	131	CCF	\$396.93	\$0.00	\$396.93	3.0300	7.13%
Total Cost:			\$5,568.20	\$0.00	\$5,568.20		



Filters: Cost Center Name Not Equal To DoNotReport; Billing Period Equal To 201303All Meter CodesAll Group Names

el paso

Energy CAP

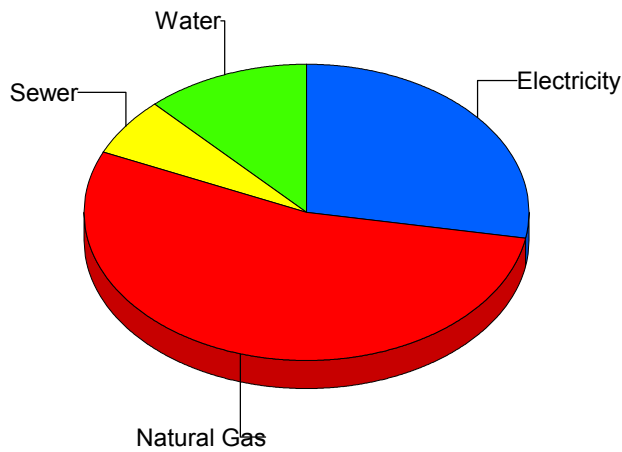
Cost Avoidance Program

Cost Summary Graph

Grouped by Energy Type

Energy Type	Use	Units	Meter Cost	Special Charges	Total Cost	Avg Unit Cost	% of Total Cost
Site: FINE ARTS/MULTIMEDIA - FINE ARTS/MULTIMEDIA							
Electricity	8,615	KWH	\$994.01	\$0.00	\$994.01	0.1154	27.88%
Natural Gas	3,551	CCF	\$1,921.52	\$0.00	\$1,921.52	0.5411	53.90%
Water	205	CCF	\$427.81	\$0.00	\$427.81	2.0869	12.00%
Sewer	112	CCF	\$221.88	\$0.00	\$221.88	1.9811	6.22%
Total Cost:			\$3,565.22	\$0.00	\$3,565.22		

For FINE ARTS/MULTIMEDIA



Electricity	27.9%
Natural Gas	53.9%
Sewer	6.2%
Water	12.0%
Total:	100.0%

Filters: Cost Center Name Not Equal To DoNotReport; Billing Period Equal To 201303All Meter CodesAll Group Names

elpaso

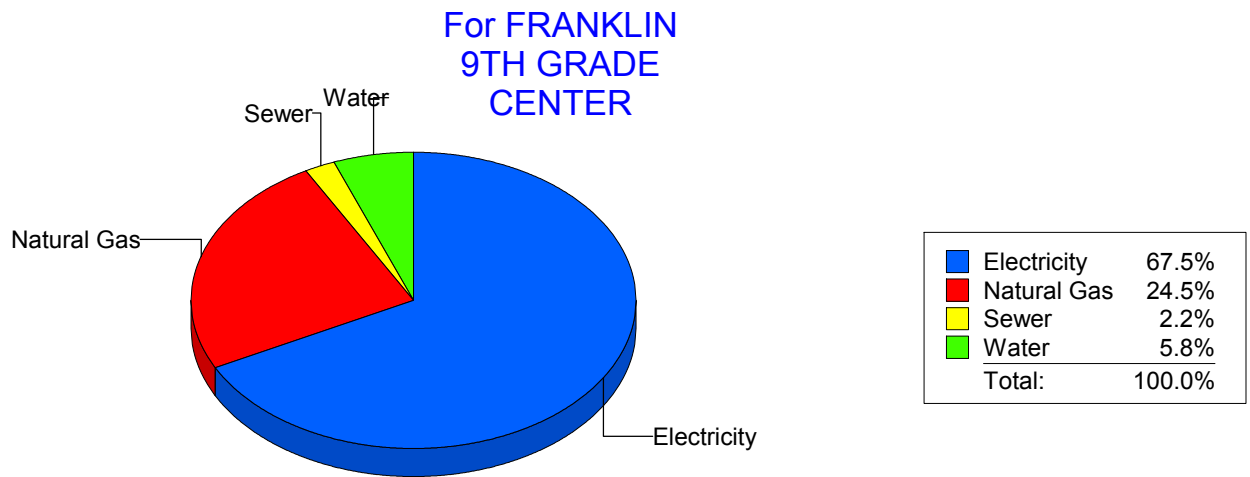
Energy CAP

Cost Avoidance Program

Cost Summary Graph

Grouped by Energy Type

Energy Type	Use	Units	Meter Cost	Special Charges	Total Cost	Avg Unit Cost	% of Total Cost
Site: FRANKLIN9THGRADECENTER - FRANKLIN 9TH GRADE CENTER							
Electricity	112,000	KWH	\$11,091.88	\$0.00	\$11,091.88	0.0990	67.52%
Natural Gas	7,592	CCF	\$4,027.41	\$0.00	\$4,027.41	0.5305	24.52%
Water	632	CCF	\$946.84	\$0.00	\$946.84	1.4982	5.76%
Sewer	95	CCF	\$360.33	\$0.00	\$360.33	3.7929	2.19%
Total Cost:			\$16,426.46	\$0.00	\$16,426.46		



Filters: Cost Center Name Not Equal To DoNotReport; Billing Period Equal To 201303All Meter CodesAll Group Names

elpaso

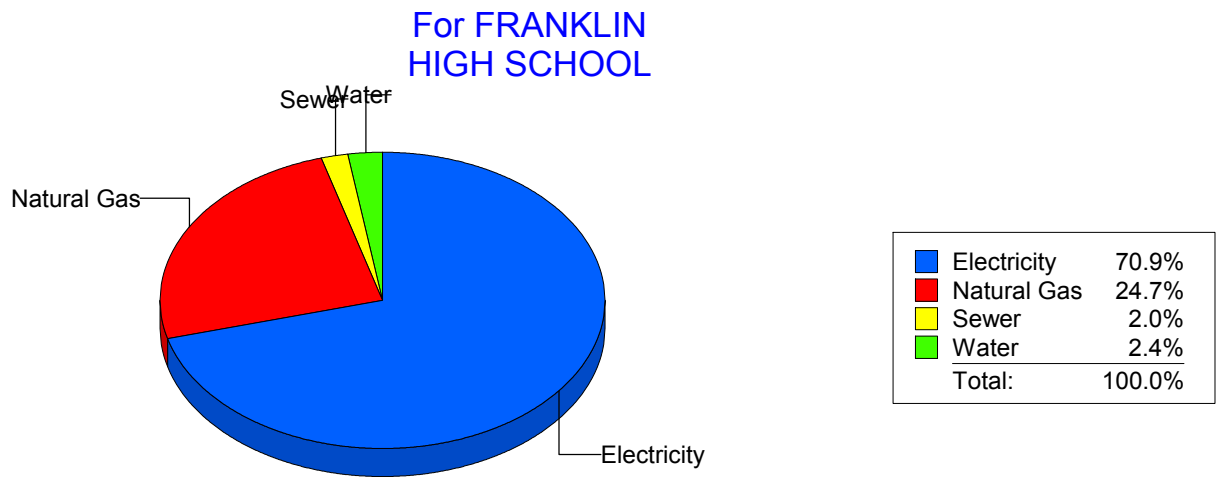
Energy CAP

Cost Avoidance Program

Cost Summary Graph

Grouped by Energy Type

Energy Type	Use	Units	Meter Cost	Special Charges	Total Cost	Avg Unit Cost	% of Total Cost
Site: FRANKLIN HIGH SCHOOL - FRANKLIN HIGH SCHOOL							
Electricity	234,114	KWH	\$23,218.09	\$0.00	\$23,218.09	0.0992	70.93%
Natural Gas	15,290	CCF	\$8,075.57	\$0.00	\$8,075.57	0.5282	24.67%
Water	348	CCF	\$791.45	\$0.00	\$791.45	2.2743	2.42%
Sewer	303	CCF	\$647.37	\$0.00	\$647.37	2.1365	1.98%
Total Cost:			\$32,732.48	\$0.00	\$32,732.48		



Filters: Cost Center Name Not Equal To DoNotReport; Billing Period Equal To 201303All Meter CodesAll Group Names

el paso

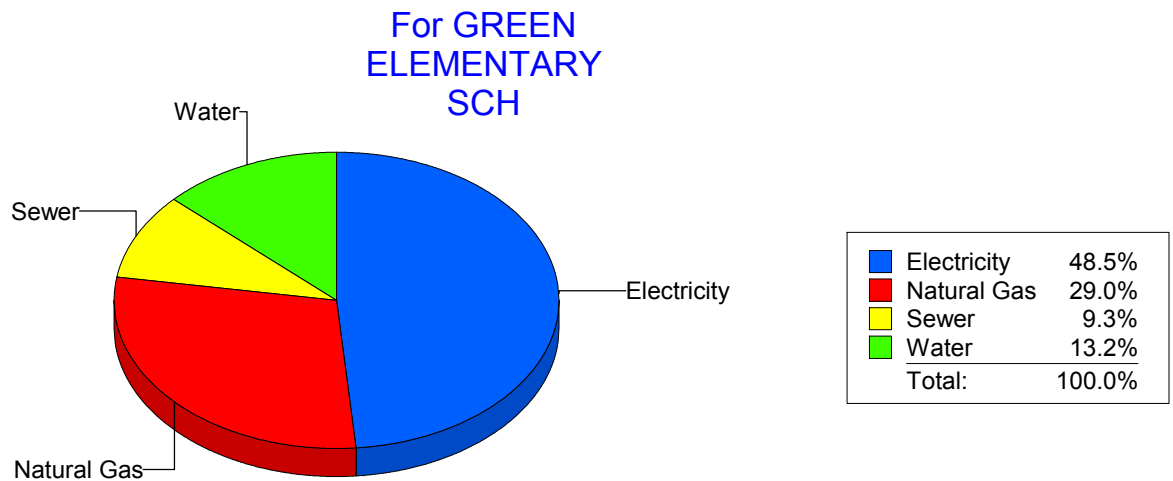
Energy CAP

Cost Avoidance Program

Cost Summary Graph

Grouped by Energy Type

Energy Type	Use	Units	Meter Cost	Special Charges	Total Cost	Avg Unit Cost	% of Total Cost
Site: GREEN ELEMENTARY SCH - GREEN ELEMENTARY SCH							
Electricity	27,000	KWH	\$2,695.45	\$0.00	\$2,695.45	0.0998	48.52%
Natural Gas	2,877	CCF	\$1,609.43	\$0.00	\$1,609.43	0.5594	28.97%
Water	267	CCF	\$732.82	\$0.00	\$732.82	2.7446	13.19%
Sewer	160	CCF	\$517.35	\$0.00	\$517.35	3.2334	9.31%
Total Cost:			\$5,555.05	\$0.00	\$5,555.05		



Filters: Cost Center Name Not Equal To DoNotReport; Billing Period Equal To 201303All Meter CodesAll Group Names

elpaso

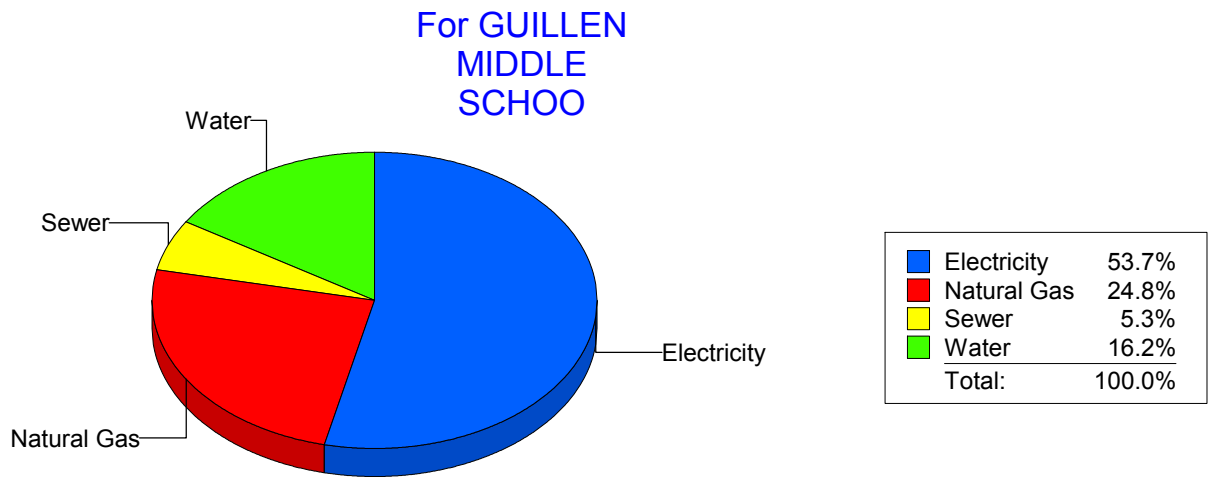
Energy CAP

Cost Avoidance Program

Cost Summary Graph

Grouped by Energy Type

Energy Type	Use	Units	Meter Cost	Special Charges	Total Cost	Avg Unit Cost	% of Total Cost
Site: GUILLEN MIDDLE SCHOO - GUILLEN MIDDLE SCHOO							
Electricity	59,830	KWH	\$6,153.64	\$0.00	\$6,153.64	0.1029	53.70%
Natural Gas	5,190	CCF	\$2,838.40	\$0.00	\$2,838.40	0.5469	24.77%
Water	656	CCF	\$1,855.19	\$0.00	\$1,855.19	2.8280	16.19%
Sewer	287	CCF	\$612.21	\$0.00	\$612.21	2.1331	5.34%
Total Cost:			\$11,459.44	\$0.00	\$11,459.44		



Filters: Cost Center Name Not Equal To DoNotReport; Billing Period Equal To 201303All Meter CodesAll Group Names

elpaso

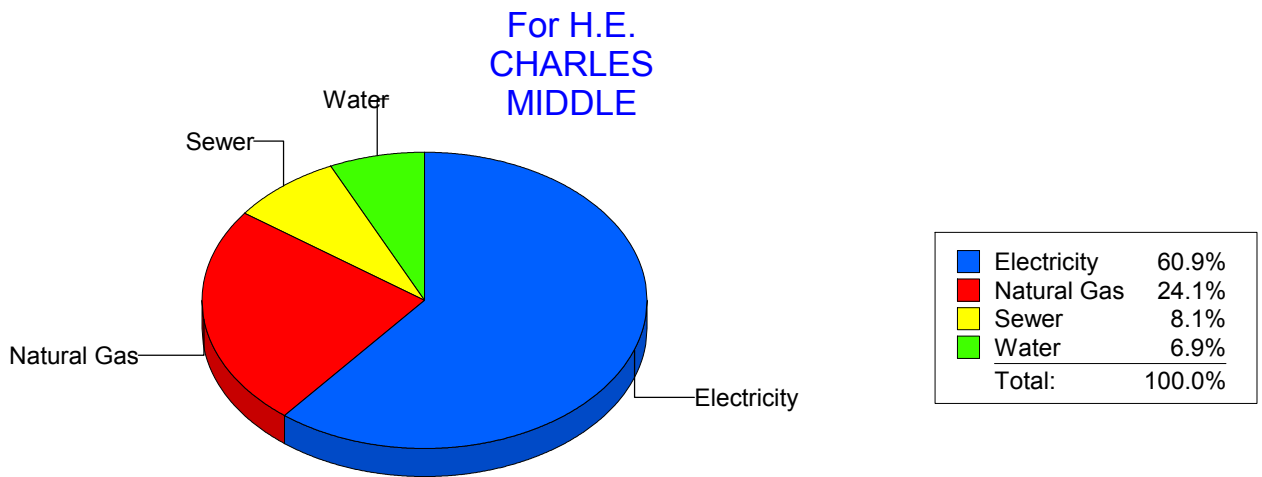
Energy CAP

Cost Avoidance Program

Cost Summary Graph

Grouped by Energy Type

Energy Type	Use	Units	Meter Cost	Special Charges	Total Cost	Avg Unit Cost	% of Total Cost
Site: H.E. CHARLES MIDDLE - H.E. CHARLES MIDDLE							
Electricity	56,220	KWH	\$6,622.35	\$0.00	\$6,622.35	0.1178	60.87%
Natural Gas	4,824	CCF	\$2,625.05	\$0.00	\$2,625.05	0.5442	24.13%
Water	329	CCF	\$746.09	\$0.00	\$746.09	2.2678	6.86%
Sewer	476	CCF	\$886.11	\$0.00	\$886.11	1.8616	8.14%
Total Cost:			\$10,879.60	\$0.00	\$10,879.60		



Filters: Cost Center Name Not Equal To DoNotReport; Billing Period Equal To 201303All Meter CodesAll Group Names

elpaso

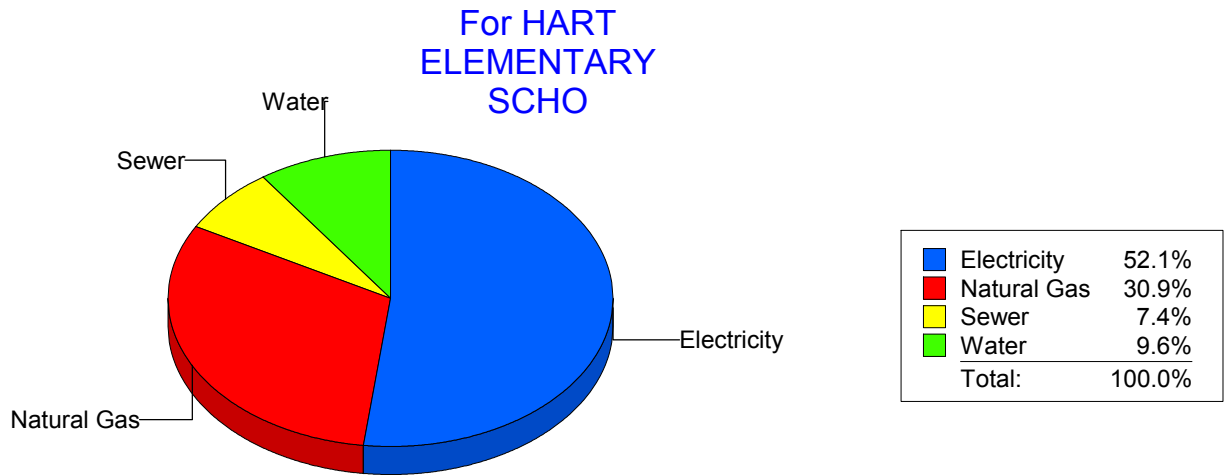
Energy CAP

Cost Avoidance Program

Cost Summary Graph

Grouped by Energy Type

Energy Type	Use	Units	Meter Cost	Special Charges	Total Cost	Avg Unit Cost	% of Total Cost
Site: HART ELEMENTARY SCHO - HART ELEMENTARY SCHO							
Electricity	16,225	KWH	\$2,021.69	\$0.00	\$2,021.69	0.1246	52.06%
Natural Gas	2,186	CCF	\$1,201.88	\$0.00	\$1,201.88	0.5498	30.95%
Water	145	CCF	\$373.16	\$0.00	\$373.16	2.5735	9.61%
Sewer	92	CCF	\$286.72	\$0.00	\$286.72	3.1165	7.38%
Total Cost:			\$3,883.45	\$0.00	\$3,883.45		



Filters: Cost Center Name Not Equal To DoNotReport; Billing Period Equal To 201303All Meter CodesAll Group Names

elpaso

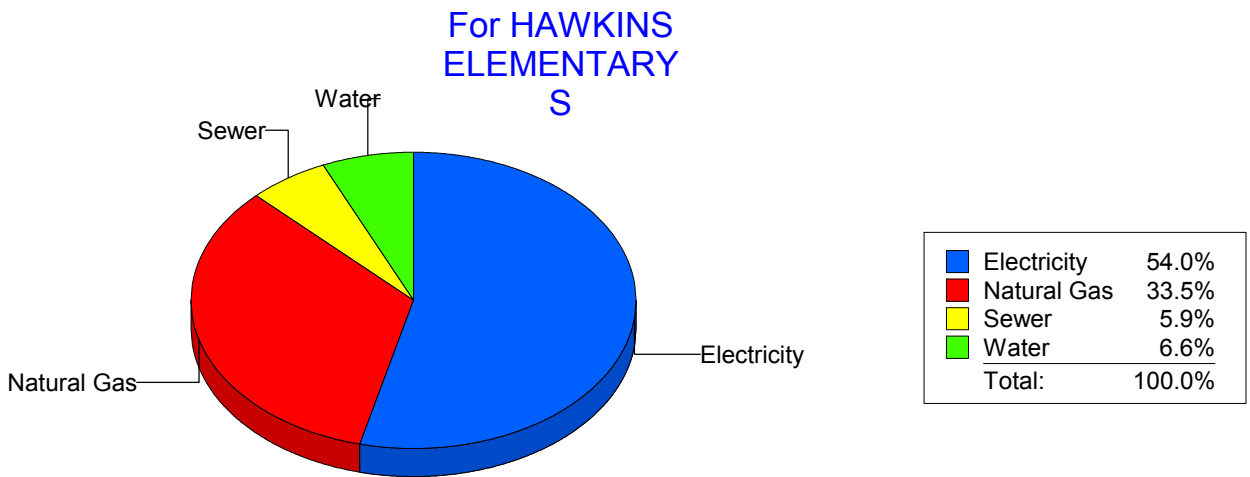
Energy CAP

Cost Avoidance Program

Cost Summary Graph

Grouped by Energy Type

Energy Type	Use	Units	Meter Cost	Special Charges	Total Cost	Avg Unit Cost	% of Total Cost
Site: HAWKINS ELEMENTARY S - HAWKINS ELEMENTARY S							
Electricity	19,894	KWH	\$1,914.82	\$0.00	\$1,914.82	0.0963	54.02%
Natural Gas	2,160	CCF	\$1,188.06	\$0.00	\$1,188.06	0.5500	33.52%
Water	63	CCF	\$233.74	\$0.00	\$233.74	3.7102	6.59%
Sewer	53	CCF	\$207.78	\$0.00	\$207.78	3.9204	5.86%
Total Cost:			\$3,544.40	\$0.00	\$3,544.40		



Filters: Cost Center Name Not Equal To DoNotReport; Billing Period Equal To 201303All Meter CodesAll Group Names

elpaso

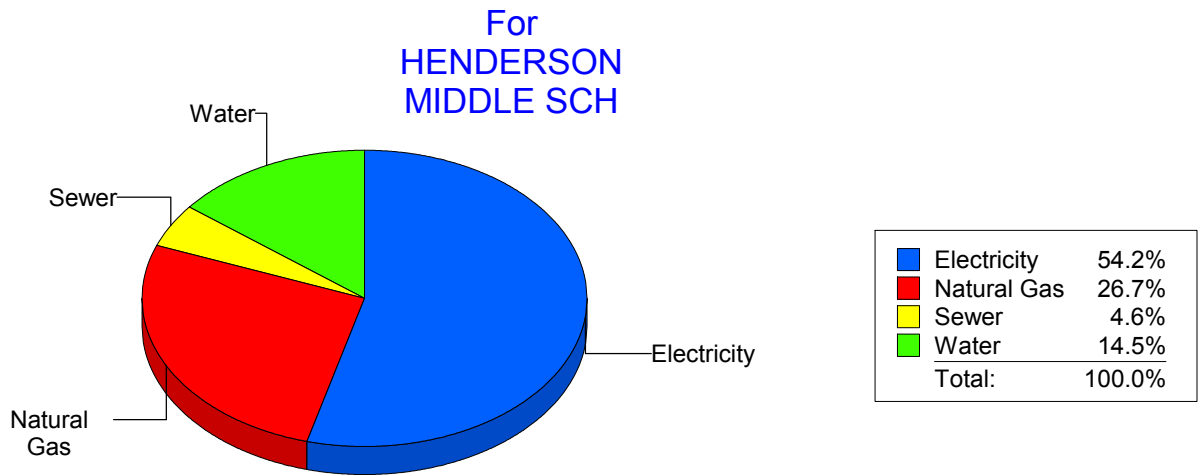
Energy CAP

Cost Avoidance Program

Cost Summary Graph

Grouped by Energy Type

Energy Type	Use	Units	Meter Cost	Special Charges	Total Cost	Avg Unit Cost	% of Total Cost
Site: HENDERSON MIDDLE SCH - HENDERSON MIDDLE SCH							
Electricity	36,897	KWH	\$4,110.68	\$0.00	\$4,110.68	0.1114	54.18%
Natural Gas	3,749	CCF	\$2,024.71	\$0.00	\$2,024.71	0.5401	26.69%
Water	510	CCF	\$1,102.22	\$0.00	\$1,102.22	2.1612	14.53%
Sewer	204	CCF	\$348.84	\$0.00	\$348.84	1.7100	4.60%
Total Cost:			\$7,586.45	\$0.00	\$7,586.45		



Filters: Cost Center Name Not Equal To DoNotReport; Billing Period Equal To 201303All Meter CodesAll Group Names

elpaso

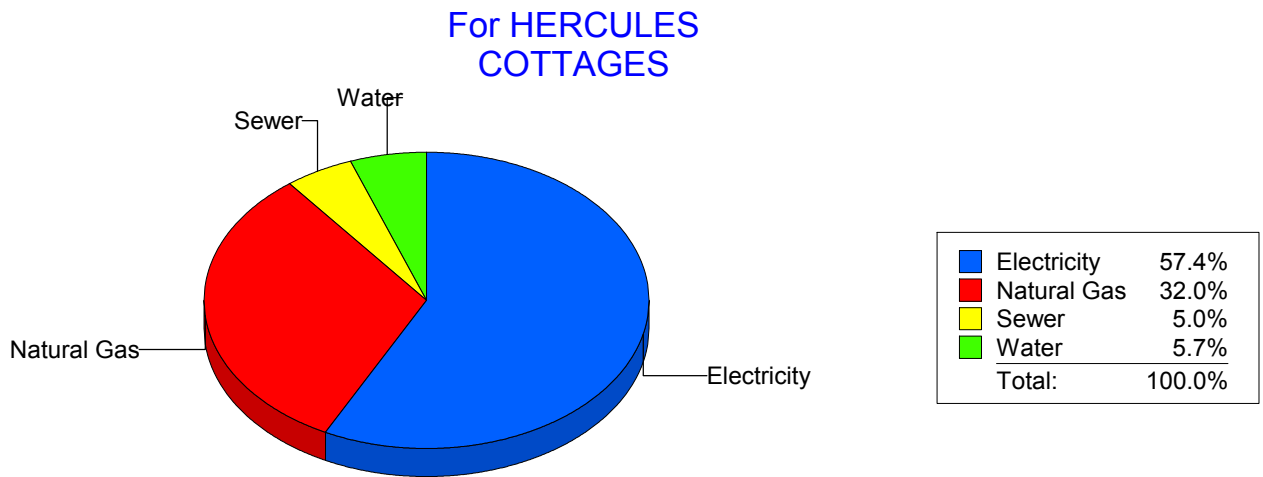
Energy CAP

Cost Avoidance Program

Cost Summary Graph

Grouped by Energy Type

Energy Type	Use	Units	Meter Cost	Special Charges	Total Cost	Avg Unit Cost	% of Total Cost
Site: HERCULES COTTAGES - HERCULES COTTAGES							
Electricity		3,770 KWH	\$634.94	\$0.00	\$634.94	0.1684	57.37%
Natural Gas		322 CCF	\$354.05	\$0.00	\$354.05	1.0995	31.99%
Water		18 CCF	\$62.79	\$0.00	\$62.79	3.4883	5.67%
Sewer		16 CCF	\$54.87	\$0.00	\$54.87	3.4294	4.96%
Total Cost:			\$1,106.65	\$0.00	\$1,106.65		



Filters: Cost Center Name Not Equal To DoNotReport; Billing Period Equal To 201303All Meter CodesAll Group Names

elpaso

Energy CAP

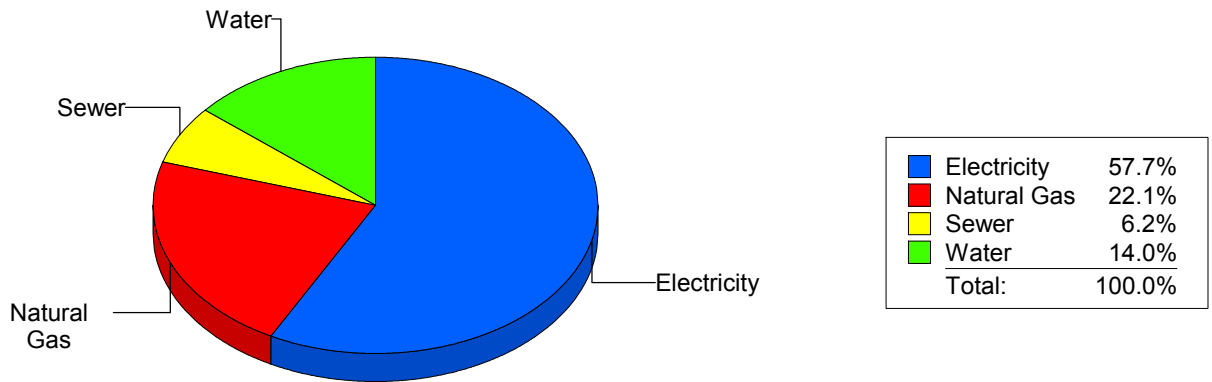
Cost Avoidance Program

Cost Summary Graph

Grouped by Energy Type

Energy Type	Use	Units	Meter Cost	Special Charges	Total Cost	Avg Unit Cost	% of Total Cost
Site: HERRERA - HERRERA ELEMENTARY							
Electricity	47,200	KWH	\$5,472.62	\$0.00	\$5,472.62	0.1159	57.65%
Natural Gas	3,896	CCF	\$2,101.31	\$0.00	\$2,101.31	0.5394	22.14%
Water	363	CCF	\$1,327.78	\$0.00	\$1,327.78	3.6578	13.99%
Sewer	262	CCF	\$590.79	\$0.00	\$590.79	2.2549	6.22%
Total Cost:			\$9,492.50	\$0.00	\$9,492.50		

For HERRERA ELEMENTARY



Filters: Cost Center Name Not Equal To DoNotReport; Billing Period Equal To 201303All Meter CodesAll Group Names

el paso

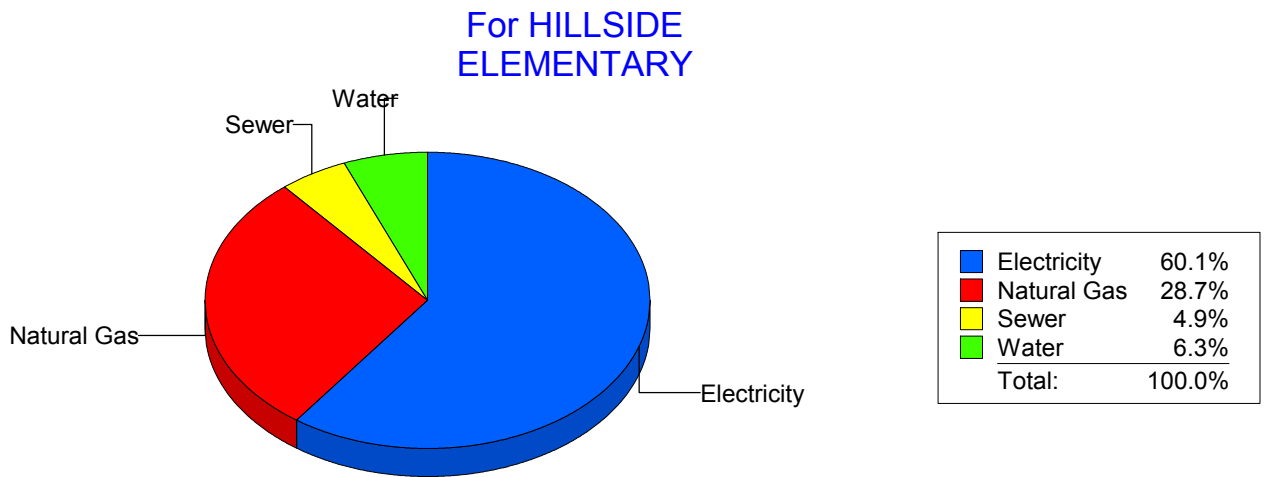
Energy CAP

Cost Avoidance Program

Cost Summary Graph

Grouped by Energy Type

Energy Type	Use	Units	Meter Cost	Special Charges	Total Cost	Avg Unit Cost	% of Total Cost
Site: HILLSIDE ELEMENTARY - HILLSIDE ELEMENTARY							
Electricity	32,058	KWH	\$4,308.19	\$0.00	\$4,308.19	0.1344	60.10%
Natural Gas	3,593	CCF	\$2,058.19	\$0.00	\$2,058.19	0.5728	28.71%
Water	157	CCF	\$448.04	\$0.00	\$448.04	2.8538	6.25%
Sewer	100	CCF	\$354.15	\$0.00	\$354.15	3.5415	4.94%
Total Cost:			\$7,168.57	\$0.00	\$7,168.57		



Filters: Cost Center Name Not Equal To DoNotReport; Billing Period Equal To 201303All Meter CodesAll Group Names

elpaso

Energy CAP

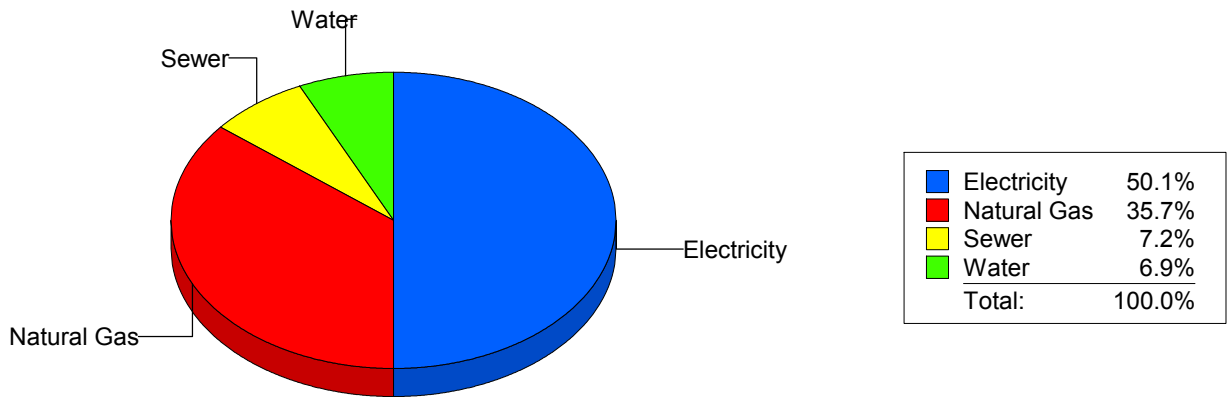
Cost Avoidance Program

Cost Summary Graph

Grouped by Energy Type

Energy Type	Use	Units	Meter Cost	Special Charges	Total Cost	Avg Unit Cost	% of Total Cost
Site: HOUSTON INTERMEDIATE - HOUSTON INTERMEDIATE							
Electricity	23,603	KWH	\$2,531.09	\$0.00	\$2,531.09	0.1072	50.11%
Natural Gas	3,187	CCF	\$1,804.79	\$0.00	\$1,804.79	0.5663	35.73%
Water	87	CCF	\$350.41	\$0.00	\$350.41	4.0277	6.94%
Sewer	100	CCF	\$365.08	\$0.00	\$365.08	3.6508	7.23%
Total Cost:			\$5,051.37	\$0.00	\$5,051.37		

For HOUSTON INTERMEDIATE



Filters: Cost Center Name Not Equal To DoNotReport; Billing Period Equal To 201303All Meter CodesAll Group Names

elpaso

Energy CAP

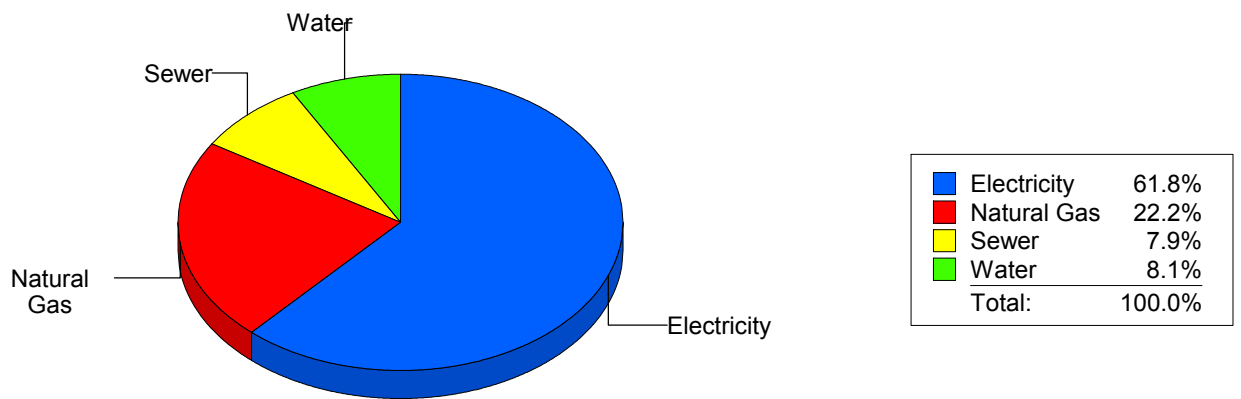
Cost Avoidance Program

Cost Summary Graph

Grouped by Energy Type

Energy Type	Use	Units	Meter Cost	Special Charges	Total Cost	Avg Unit Cost	% of Total Cost
Site: MOYE - HR MOYE							
Electricity	48,000	KWH	\$5,056.24	\$0.00	\$5,056.24	0.1053	61.78%
Natural Gas	3,349	CCF	\$1,816.27	\$0.00	\$1,816.27	0.5423	22.19%
Water	182	CCF	\$666.12	\$0.00	\$666.12	3.6600	8.14%
Sewer	302	CCF	\$645.99	\$0.00	\$645.99	2.1390	7.89%
Total Cost:			\$8,184.62	\$0.00	\$8,184.62		

For HR MOYE



Filters: Cost Center Name Not Equal To DoNotReport; Billing Period Equal To 201303All Meter CodesAll Group Names

elpaso

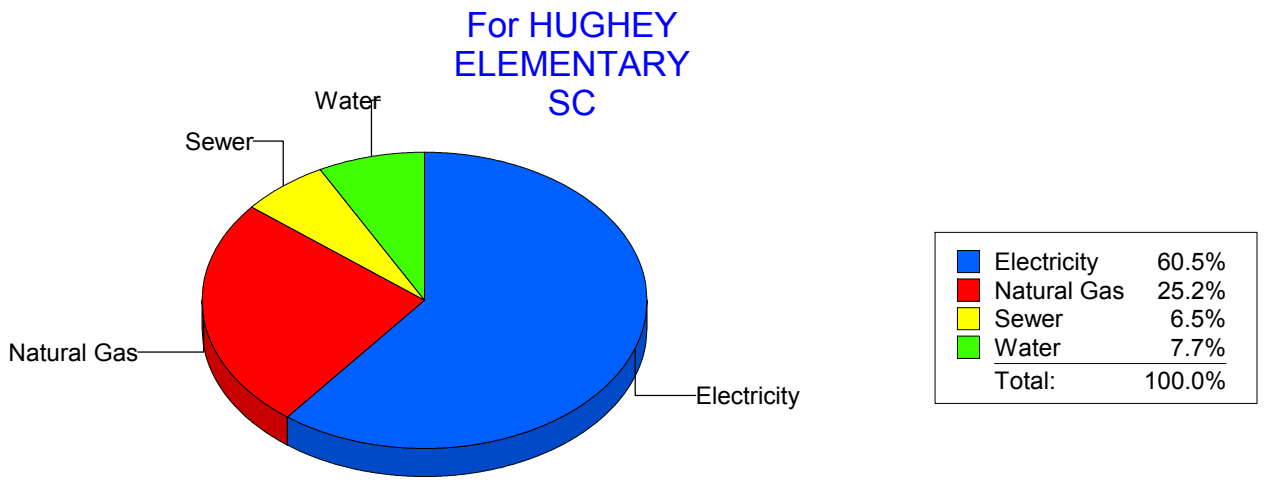
Energy CAP

Cost Avoidance Program

Cost Summary Graph

Grouped by Energy Type

Energy Type	Use	Units	Meter Cost	Special Charges	Total Cost	Avg Unit Cost	% of Total Cost
Site: HUGHEY ELEMENTARY SC - HUGHEY ELEMENTARY SC							
Electricity	27,676	KWH	\$3,476.72	\$0.00	\$3,476.72	0.1256	60.55%
Natural Gas	2,587	CCF	\$1,449.79	\$0.00	\$1,449.79	0.5604	25.25%
Water	95	CCF	\$442.65	\$0.00	\$442.65	4.6595	7.71%
Sewer	65	CCF	\$373.17	\$0.00	\$373.17	5.7411	6.50%
Total Cost:			\$5,742.33	\$0.00	\$5,742.33		



Filters: Cost Center Name Not Equal To DoNotReport; Billing Period Equal To 201303All Meter CodesAll Group Names

elpaso

Energy CAP

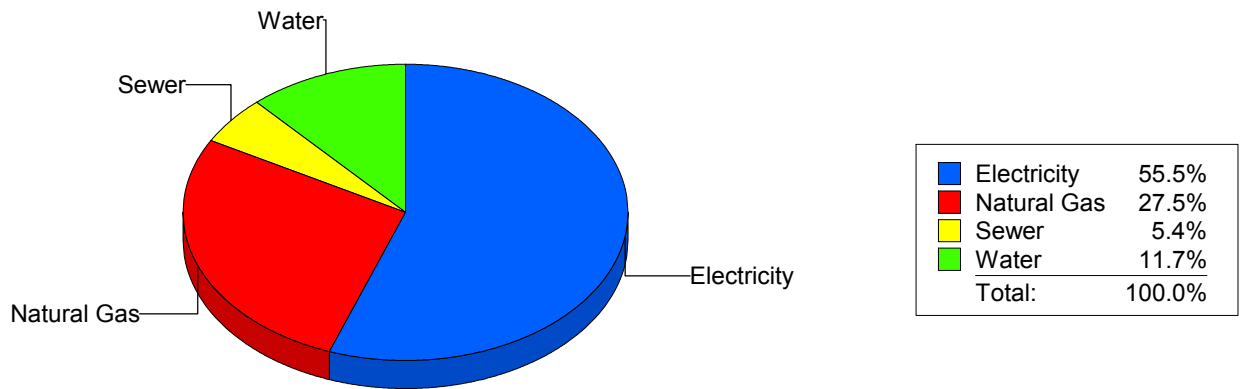
Cost Avoidance Program

Cost Summary Graph

Grouped by Energy Type

Energy Type	Use	Units	Meter Cost	Special Charges	Total Cost	Avg Unit Cost	% of Total Cost
Site: IRVIN HIGH SCHOOL - IRVIN HIGH SCHOOL							
Electricity	84,663	KWH	\$8,803.18	\$0.00	\$8,803.18	0.1040	55.48%
Natural Gas	8,143	CCF	\$4,356.37	\$0.00	\$4,356.37	0.5350	27.45%
Water	960	CCF	\$1,849.23	\$0.00	\$1,849.23	1.9263	11.65%
Sewer	515	CCF	\$859.53	\$0.00	\$859.53	1.6690	5.42%
Total Cost:			\$15,868.31	\$0.00	\$15,868.31		

For IRVIN HIGH SCHOOL



Filters: Cost Center Name Not Equal To DoNotReport; Billing Period Equal To 201303All Meter CodesAll Group Names

el Paso

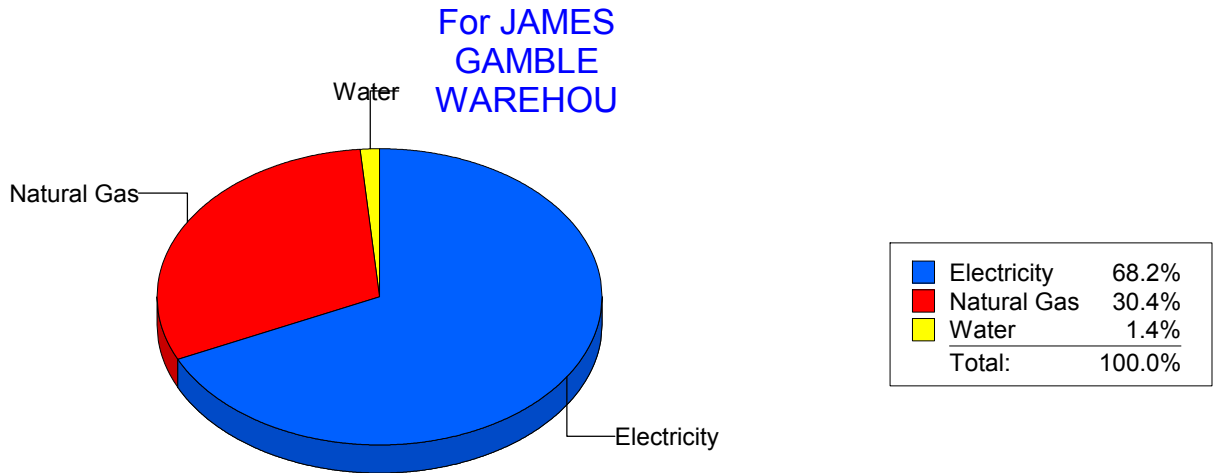
Energy CAP

Cost Avoidance Program

Cost Summary Graph

Grouped by Energy Type

Energy Type	Use	Units	Meter Cost	Special Charges	Total Cost	Avg Unit Cost	% of Total Cost
Site: JAMES GAMBLE WAREHOU - JAMES GAMBLE WAREHOU							
Electricity	21,300	KWH	\$1,947.63	\$0.00	\$1,947.63	0.0914	68.18%
Natural Gas	1,560	CCF	\$869.48	\$0.00	\$869.48	0.5574	30.44%
Water	0	CCF	\$39.32	\$0.00	\$39.32	0.0000	1.38%
Total Cost:			\$2,856.43	\$0.00	\$2,856.43		



Filters: Cost Center Name Not Equal To DoNotReport; Billing Period Equal To 201303All Meter CodesAll Group Names

elpaso

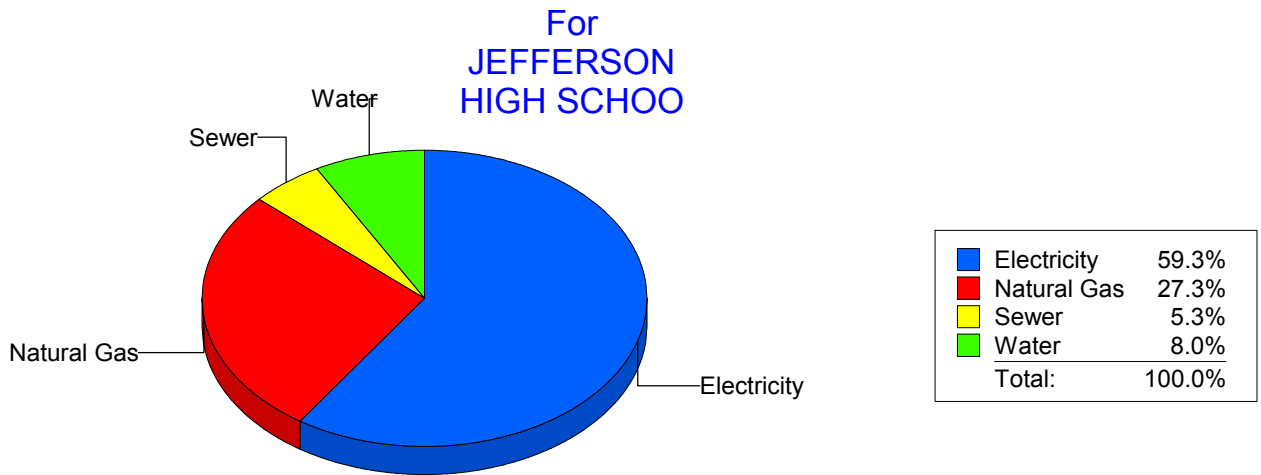
Energy CAP

Cost Avoidance Program

Cost Summary Graph

Grouped by Energy Type

Energy Type	Use	Units	Meter Cost	Special Charges	Total Cost	Avg Unit Cost	% of Total Cost
Site: JEFFERSON HIGH SCHOO - JEFFERSON HIGH SCHOO							
Electricity	80,619	KWH	\$9,053.54	\$0.00	\$9,053.54	0.1123	59.31%
Natural Gas	7,277	CCF	\$4,170.71	\$0.00	\$4,170.71	0.5731	27.32%
Water	487	CCF	\$1,224.63	\$0.00	\$1,224.63	2.5146	8.02%
Sewer	321	CCF	\$815.65	\$0.00	\$815.65	2.5410	5.34%
Total Cost:			\$15,264.53	\$0.00	\$15,264.53		



Filters: Cost Center Name Not Equal To DoNotReport; Billing Period Equal To 201303All Meter CodesAll Group Names

elpaso

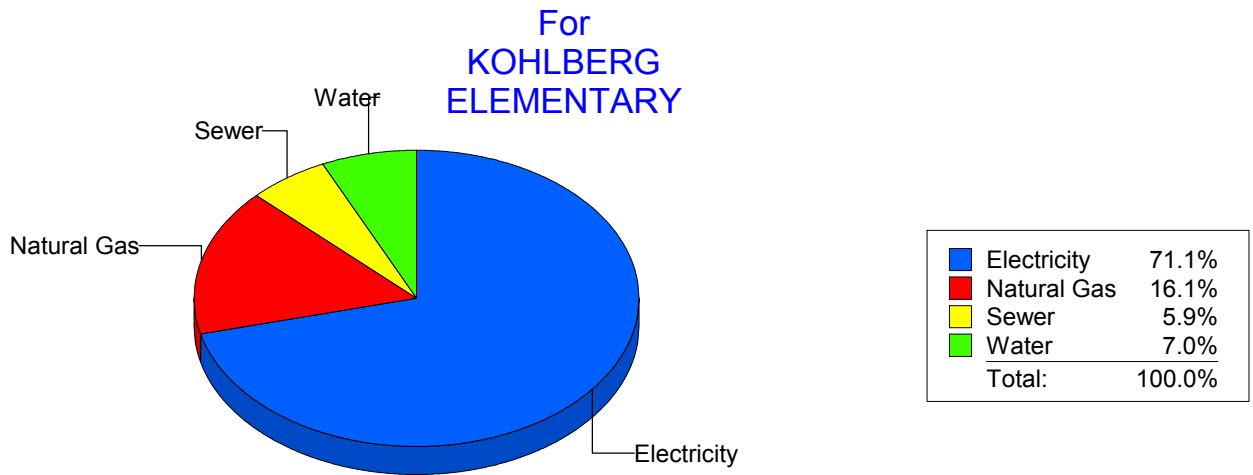
Energy CAP

Cost Avoidance Program

Cost Summary Graph

Grouped by Energy Type

Energy Type	Use	Units	Meter Cost	Special Charges	Total Cost	Avg Unit Cost	% of Total Cost
Site: KOHLBERG ELEMENTARY - KOHLBERG ELEMENTARY							
Electricity	40,600	KWH	\$5,597.54	\$0.00	\$5,597.54	0.1379	71.05%
Natural Gas	2,249	CCF	\$1,269.62	\$0.00	\$1,269.62	0.5645	16.12%
Water	220	CCF	\$547.95	\$0.00	\$547.95	2.4907	6.96%
Sewer	189	CCF	\$463.16	\$0.00	\$463.16	2.4506	5.88%
Total Cost:			\$7,878.27	\$0.00	\$7,878.27		



Filters: Cost Center Name Not Equal To DoNotReport; Billing Period Equal To 201303All Meter CodesAll Group Names

elpaso

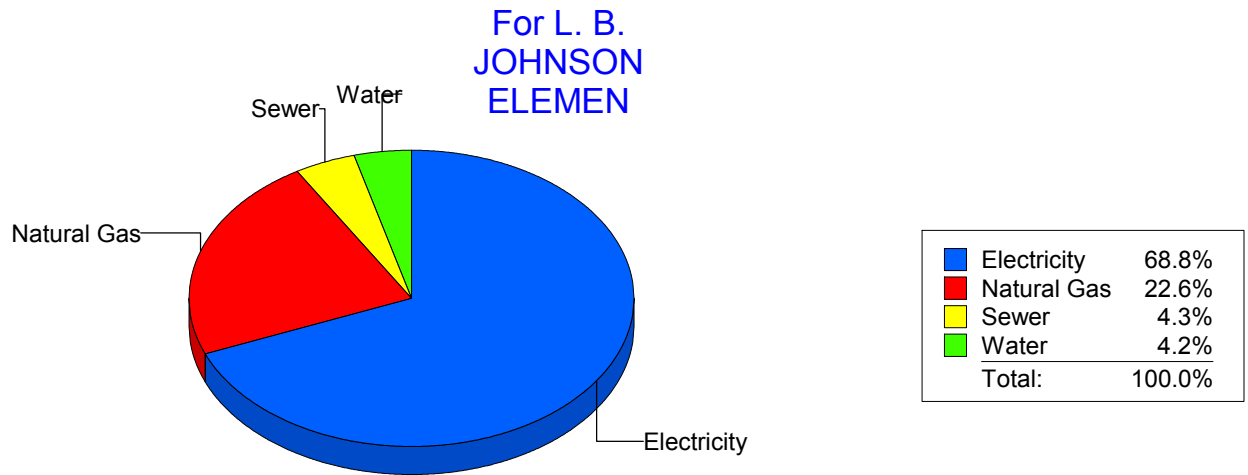
Energy CAP

Cost Avoidance Program

Cost Summary Graph

Grouped by Energy Type

Energy Type	Use	Units	Meter Cost	Special Charges	Total Cost	Avg Unit Cost	% of Total Cost
Site: L. B. JOHNSON ELEMEN - L. B. JOHNSON ELEMEN							
Electricity	39,950	KWH	\$5,512.34	\$0.00	\$5,512.34	0.1380	68.82%
Natural Gas	3,274	CCF	\$1,814.10	\$0.00	\$1,814.10	0.5541	22.65%
Water	145	CCF	\$339.04	\$0.00	\$339.04	2.3382	4.23%
Sewer	142	CCF	\$344.79	\$0.00	\$344.79	2.4281	4.30%
Total Cost:			\$8,010.27	\$0.00	\$8,010.27		



Filters: Cost Center Name Not Equal To DoNotReport; Billing Period Equal To 201303All Meter CodesAll Group Names

elpaso

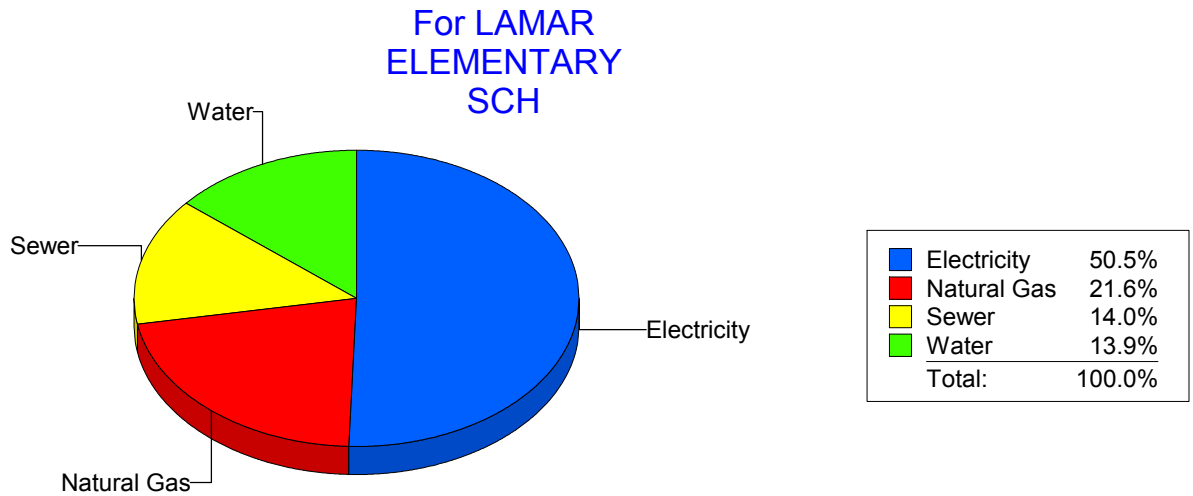
Energy CAP

Cost Avoidance Program

Cost Summary Graph

Grouped by Energy Type

Energy Type	Use	Units	Meter Cost	Special Charges	Total Cost	Avg Unit Cost	% of Total Cost
Site: LAMAR ELEMENTARY SCH - LAMAR ELEMENTARY SCH							
Electricity	25,200	KWH	\$2,750.21	\$0.00	\$2,750.21	0.1091	50.52%
Natural Gas	1,997	CCF	\$1,176.48	\$0.00	\$1,176.48	0.5891	21.61%
Water	268	CCF	\$756.59	\$0.00	\$756.59	2.8231	13.90%
Sewer	287	CCF	\$761.04	\$0.00	\$761.04	2.6517	13.98%
Total Cost:			\$5,444.32	\$0.00	\$5,444.32		



Filters: Cost Center Name Not Equal To DoNotReport; Billing Period Equal To 201303All Meter CodesAll Group Names

elpaso

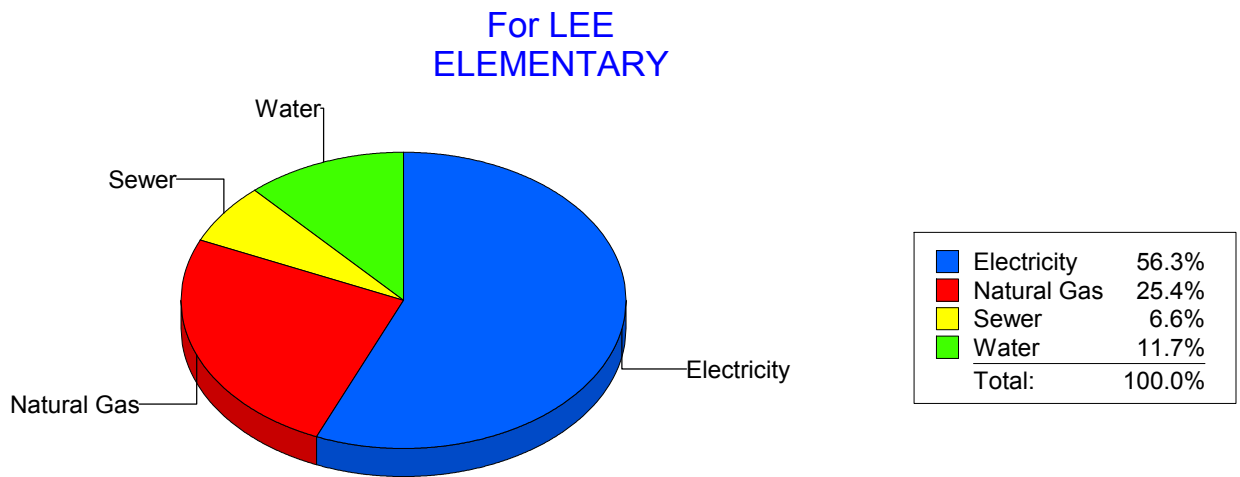
Energy CAP

Cost Avoidance Program

Cost Summary Graph

Grouped by Energy Type

Energy Type	Use	Units	Meter Cost	Special Charges	Total Cost	Avg Unit Cost	% of Total Cost
Site: LEE ELEMENTARY - LEE ELEMENTARY							
Electricity	25,290	KWH	\$3,708.00	\$0.00	\$3,708.00	0.1466	56.30%
Natural Gas	3,080	CCF	\$1,676.07	\$0.00	\$1,676.07	0.5442	25.45%
Water	180	CCF	\$770.71	\$0.00	\$770.71	4.2817	11.70%
Sewer	108	CCF	\$431.78	\$0.00	\$431.78	3.9980	6.56%
Total Cost:			\$6,586.56	\$0.00	\$6,586.56		



Filters: Cost Center Name Not Equal To DoNotReport; Billing Period Equal To 201303All Meter CodesAll Group Names

elpaso

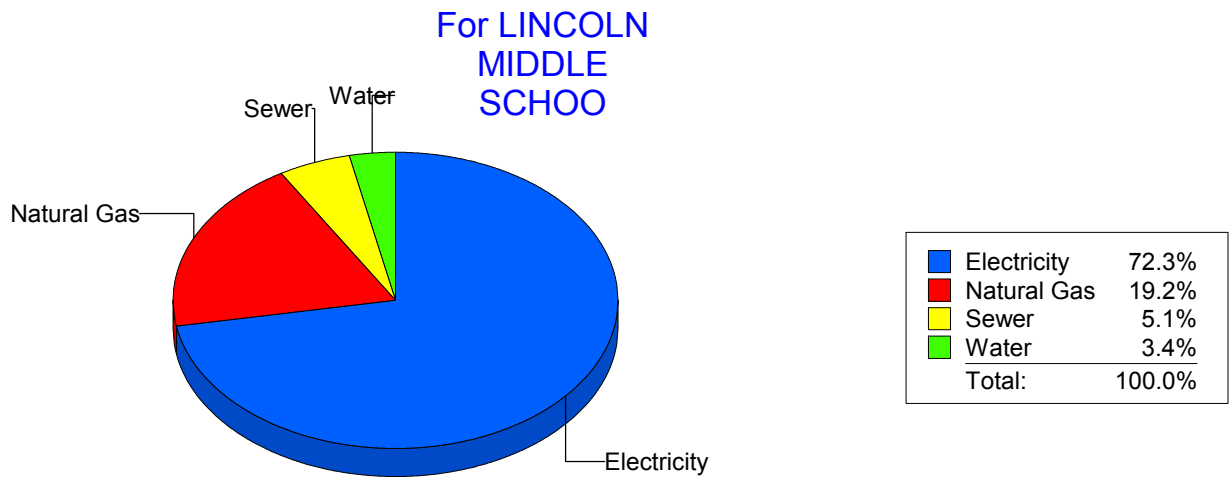
Energy CAP

Cost Avoidance Program

Cost Summary Graph

Grouped by Energy Type

Energy Type	Use	Units	Meter Cost	Special Charges	Total Cost	Avg Unit Cost	% of Total Cost
Site: LINCOLN MIDDLE SCHOO - LINCOLN MIDDLE SCHOO							
Electricity	71,600	KWH	\$9,144.21	\$0.00	\$9,144.21	0.1277	72.34%
Natural Gas	4,518	CCF	\$2,425.47	\$0.00	\$2,425.47	0.5368	19.19%
Water	187	CCF	\$427.11	\$0.00	\$427.11	2.2840	3.38%
Sewer	359	CCF	\$644.25	\$0.00	\$644.25	1.7946	5.10%
Total Cost:			\$12,641.04	\$0.00	\$12,641.04		



Filters: Cost Center Name Not Equal To DoNotReport; Billing Period Equal To 201303All Meter CodesAll Group Names

elpaso

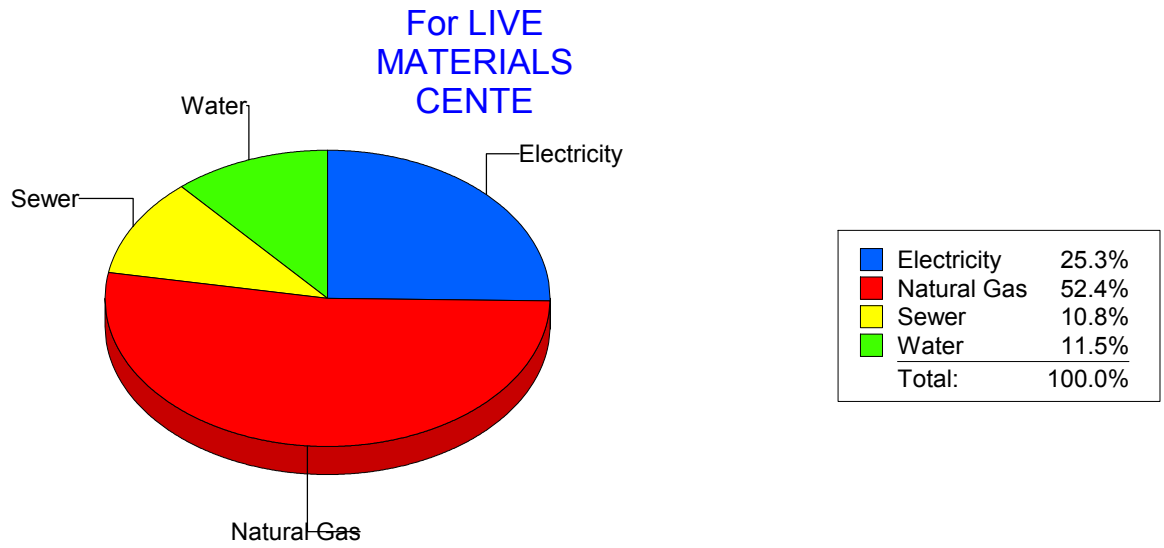
Energy CAP

Cost Avoidance Program

Cost Summary Graph

Grouped by Energy Type

Energy Type	Use	Units	Meter Cost	Special Charges	Total Cost	Avg Unit Cost	% of Total Cost
Site: LIVE MATERIALS CENTE - LIVE MATERIALS CENTE							
Electricity		198 KWH	\$54.17	\$0.00	\$54.17	0.2736	25.26%
Natural Gas		66 CCF	\$112.38	\$0.00	\$112.38	1.7027	52.39%
Water		1 CCF	\$24.70	\$0.00	\$24.70	24.7000	11.52%
Sewer		1 CCF	\$23.24	\$0.00	\$23.24	23.2400	10.84%
Total Cost:			\$214.49	\$0.00	\$214.49		



Filters: Cost Center Name Not Equal To DoNotReport; Billing Period Equal To 201303All Meter CodesAll Group Names

elpaso

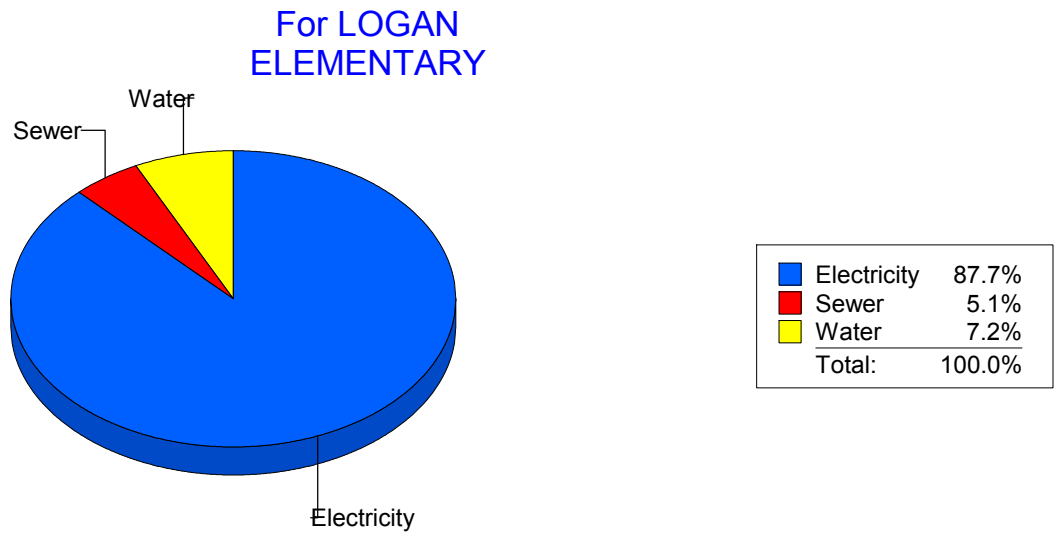
Energy CAP

Cost Avoidance Program

Cost Summary Graph

Grouped by Energy Type

Energy Type	Use	Units	Meter Cost	Special Charges	Total Cost	Avg Unit Cost	% of Total Cost
Site: LOGAN ELEMENTARY - LOGAN ELEMENTARY							
Electricity	21,580	KWH	\$2,906.72	\$0.00	\$2,906.72	0.1347	87.67%
Water	110	CCF	\$239.33	\$0.00	\$239.33	2.1757	7.22%
Sewer	74	CCF	\$169.44	\$0.00	\$169.44	2.2897	5.11%
Total Cost:			\$3,315.49	\$0.00	\$3,315.49		



Filters: Cost Center Name Not Equal To DoNotReport; Billing Period Equal To 201303All Meter CodesAll Group Names

elpaso

Energy CAP

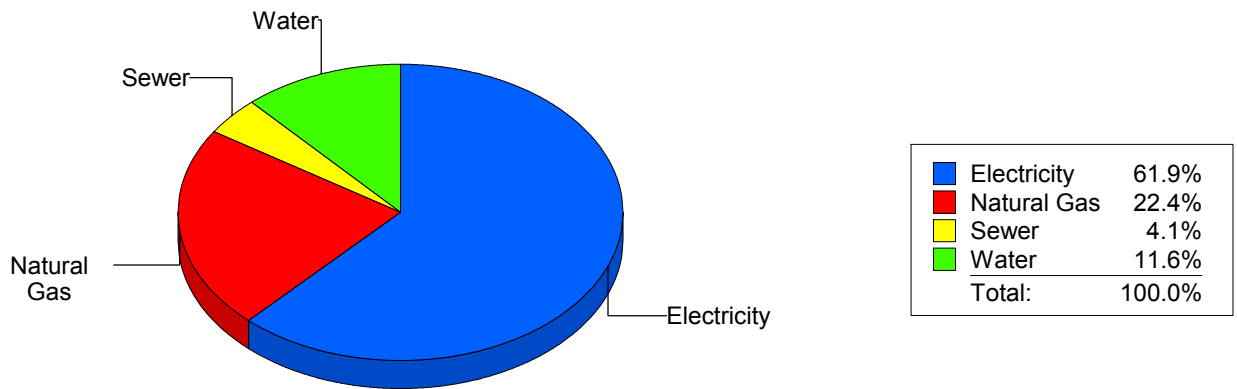
Cost Avoidance Program

Cost Summary Graph

Grouped by Energy Type

Energy Type	Use	Units	Meter Cost	Special Charges	Total Cost	Avg Unit Cost	% of Total Cost
Site: LUNDY - LUNDY							
Electricity	54,600	KWH	\$5,572.03	\$0.00	\$5,572.03	0.1021	61.91%
Natural Gas	3,660	CCF	\$2,014.54	\$0.00	\$2,014.54	0.5504	22.38%
Water	267	CCF	\$1,046.58	\$0.00	\$1,046.58	3.9198	11.63%
Sewer	100	CCF	\$367.23	\$0.00	\$367.23	3.6723	4.08%
Total Cost:			\$9,000.38	\$0.00	\$9,000.38		

For LUNDY



Filters: Cost Center Name Not Equal To DoNotReport; Billing Period Equal To 201303All Meter CodesAll Group Names

elpaso

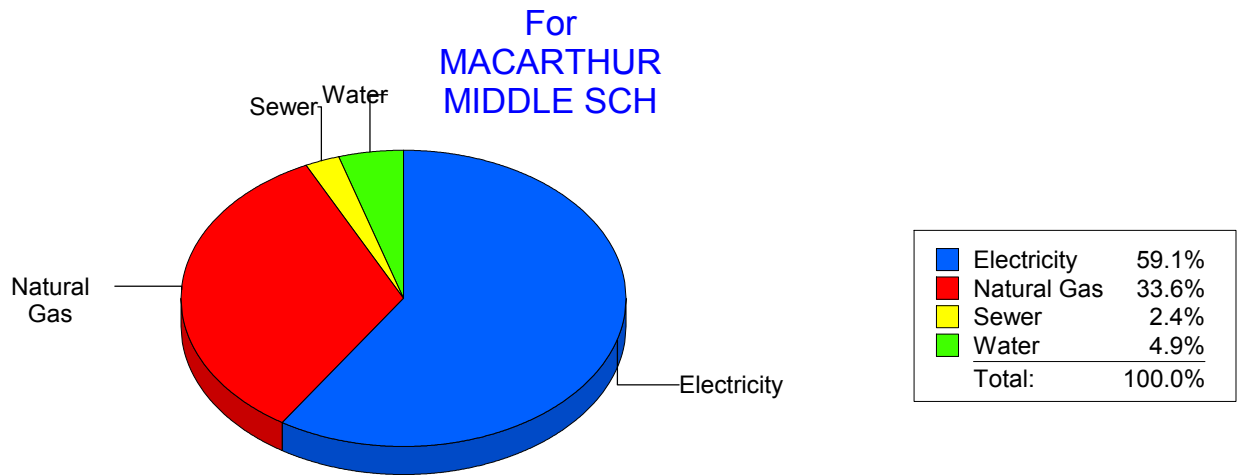
Energy CAP

Cost Avoidance Program

Cost Summary Graph

Grouped by Energy Type

Energy Type	Use	Units	Meter Cost	Special Charges	Total Cost	Avg Unit Cost	% of Total Cost
Site: MACARTHUR MIDDLE SCH - MACARTHUR MIDDLE SCH							
Electricity	74,680	KWH	\$7,927.40	\$0.00	\$7,927.40	0.1062	59.13%
Natural Gas	8,520	CCF	\$4,511.03	\$0.00	\$4,511.03	0.5295	33.65%
Water	204	CCF	\$650.68	\$0.00	\$650.68	3.1896	4.85%
Sewer	123	CCF	\$318.57	\$0.00	\$318.57	2.5900	2.38%
Total Cost:			\$13,407.68	\$0.00	\$13,407.68		



Filters: Cost Center Name Not Equal To DoNotReport; Billing Period Equal To 201303All Meter CodesAll Group Names

el Paso

Energy CAP

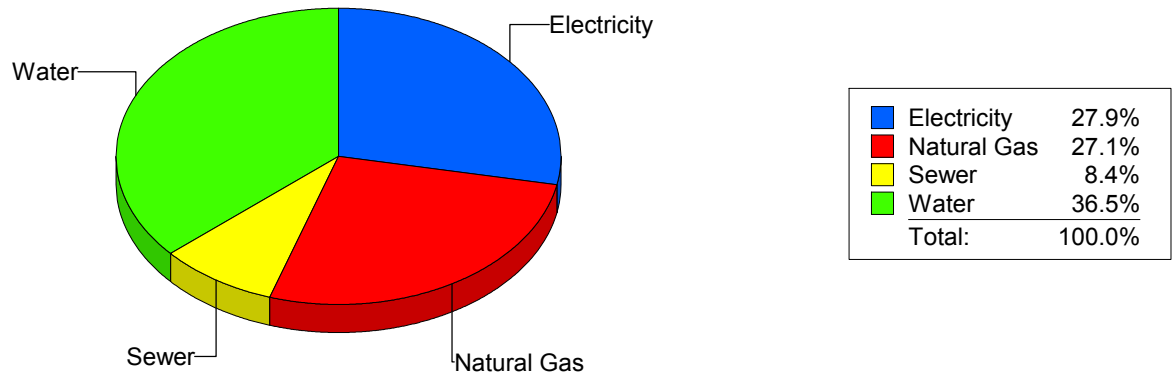
Cost Avoidance Program

Cost Summary Graph

Grouped by Energy Type

Energy Type	Use	Units	Meter Cost	Special Charges	Total Cost	Avg Unit Cost	% of Total Cost
Site: MAGOFFIN MIDDLE SCHO - MAGOFFIN MIDDLE SCHO							
Electricity	16,301	KWH	\$1,901.02	\$0.00	\$1,901.02	0.1166	27.93%
Natural Gas	3,409	CCF	\$1,847.71	\$0.00	\$1,847.71	0.5420	27.15%
Water	848	CCF	\$2,485.62	\$0.00	\$2,485.62	2.9312	36.52%
Sewer	248	CCF	\$571.47	\$0.00	\$571.47	2.3043	8.40%
Total Cost:			\$6,805.82	\$0.00	\$6,805.82		

For MAGOFFIN MIDDLE SCHO



Filters: Cost Center Name Not Equal To DoNotReport; Billing Period Equal To 201303All Meter CodesAll Group Names

elpaso

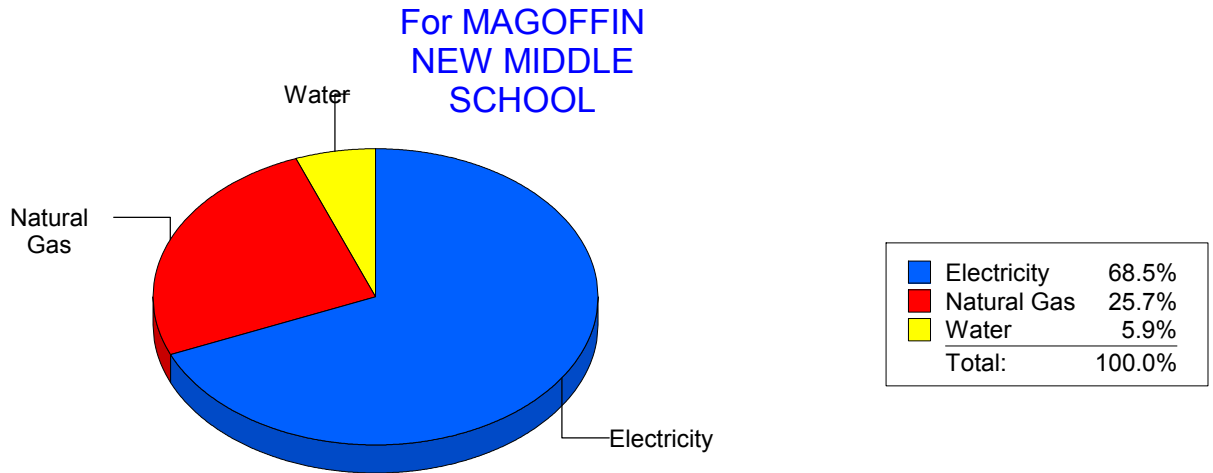
Energy CAP

Cost Avoidance Program

Cost Summary Graph

Grouped by Energy Type

Energy Type	Use	Units	Meter Cost	Special Charges	Total Cost	Avg Unit Cost	% of Total Cost
Site: MAGOFFINMIDDLESCHOOLN047 - MAGOFFIN NEW MIDDLE SCHOOL							
Electricity	87,600	KWH	\$8,743.91	\$0.00	\$8,743.91	0.0998	68.48%
Natural Gas	6,152	CCF	\$3,276.98	\$0.00	\$3,276.98	0.5327	25.66%
Water	140	CCF	\$748.05	\$0.00	\$748.05	5.3432	5.86%
Total Cost:			\$12,768.94	\$0.00	\$12,768.94		



Filters: Cost Center Name Not Equal To DoNotReport; Billing Period Equal To 201303All Meter CodesAll Group Names

elpaso

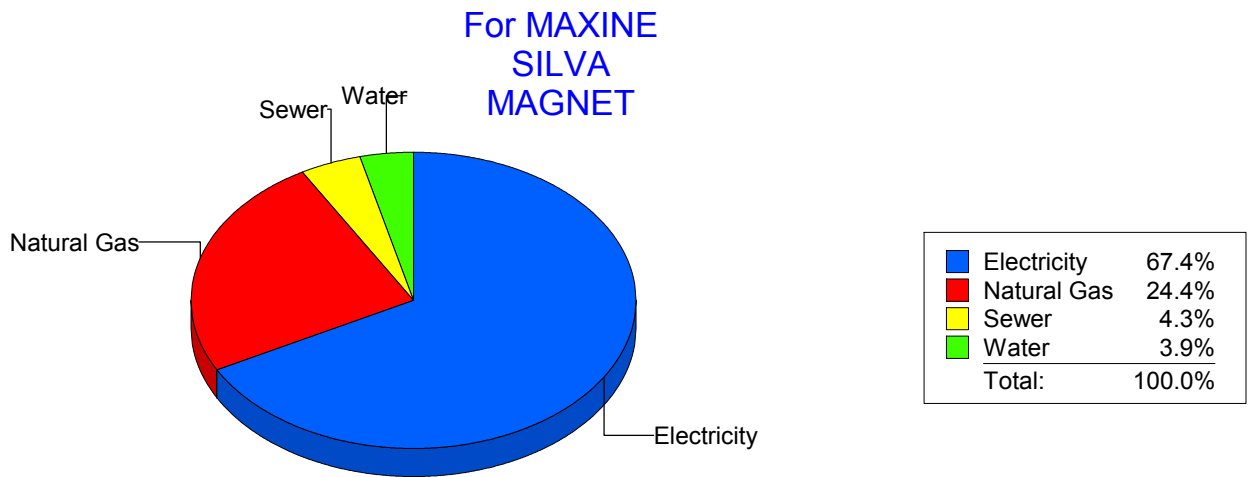
Energy CAP

Cost Avoidance Program

Cost Summary Graph

Grouped by Energy Type

Energy Type	Use	Units	Meter Cost	Special Charges	Total Cost	Avg Unit Cost	% of Total Cost
Site: MAXINE SILVA MAGNET - MAXINE SILVA MAGNET							
Electricity	51,600	KWH	\$5,702.81	\$0.00	\$5,702.81	0.1105	67.35%
Natural Gas	3,834	CCF	\$2,069.00	\$0.00	\$2,069.00	0.5396	24.44%
Water	111	CCF	\$332.15	\$0.00	\$332.15	2.9923	3.92%
Sewer	83	CCF	\$363.37	\$0.00	\$363.37	4.3780	4.29%
Total Cost:			\$8,467.33	\$0.00	\$8,467.33		



Filters: Cost Center Name Not Equal To DoNotReport; Billing Period Equal To 201303All Meter CodesAll Group Names

el paso

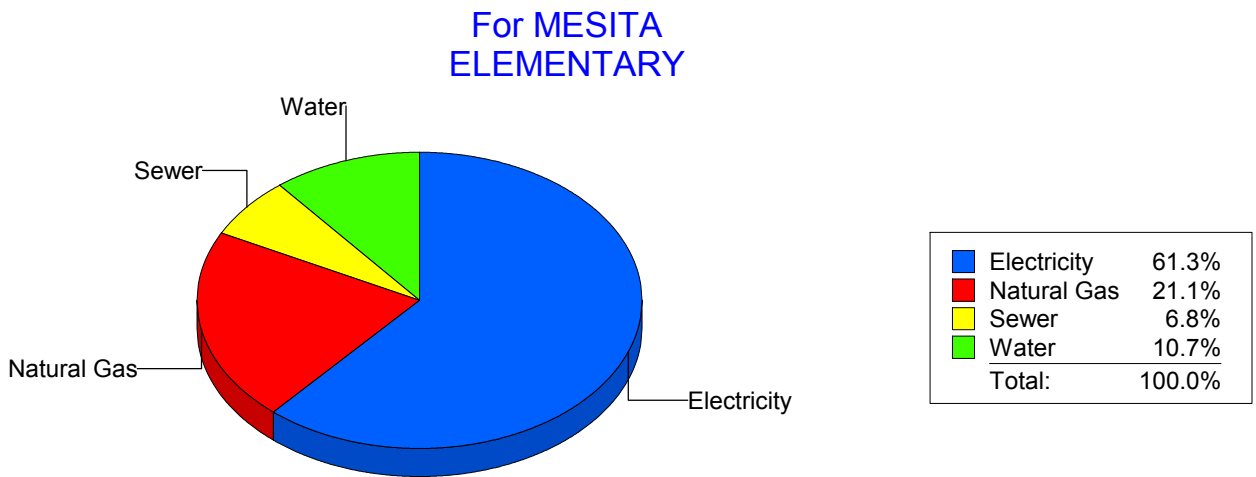
Energy CAP

Cost Avoidance Program

Cost Summary Graph

Grouped by Energy Type

Energy Type	Use	Units	Meter Cost	Special Charges	Total Cost	Avg Unit Cost	% of Total Cost
Site: MESITA ELEMENTARY - MESITA ELEMENTARY							
Electricity	51,600	KWH	\$6,206.86	\$0.00	\$6,206.86	0.1203	61.33%
Natural Gas	3,887	CCF	\$2,134.76	\$0.00	\$2,134.76	0.5492	21.09%
Water	365	CCF	\$1,086.92	\$0.00	\$1,086.92	2.9779	10.74%
Sewer	335	CCF	\$691.53	\$0.00	\$691.53	2.0643	6.83%
Total Cost:			\$10,120.07	\$0.00	\$10,120.07		



Filters: Cost Center Name Not Equal To DoNotReport; Billing Period Equal To 201303All Meter CodesAll Group Names

elpaso

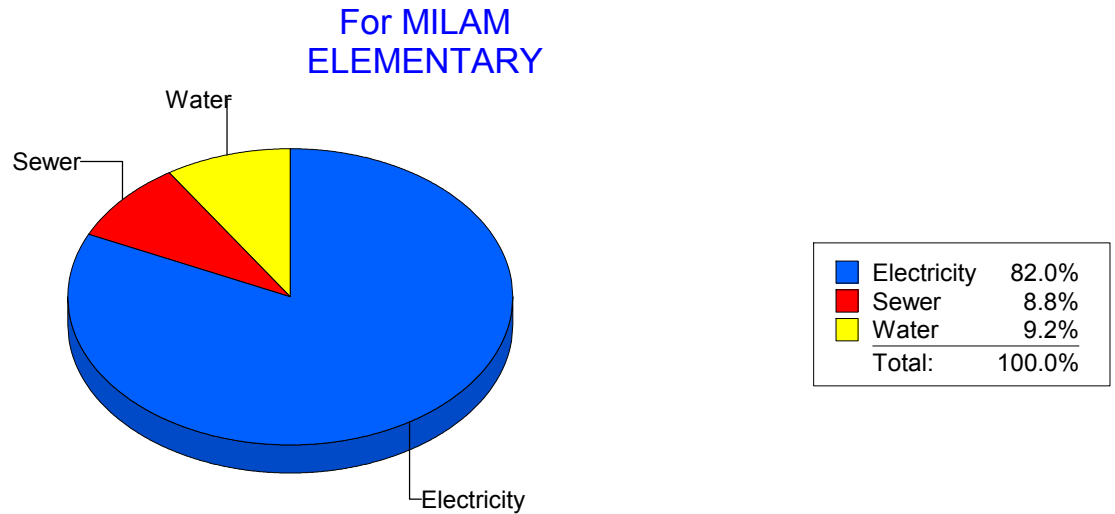
Energy CAP

Cost Avoidance Program

Cost Summary Graph

Grouped by Energy Type

Energy Type	Use	Units	Meter Cost	Special Charges	Total Cost	Avg Unit Cost	% of Total Cost
Site: MILAM ELEMENTARY - MILAM ELEMENTARY							
Electricity	18,360	KWH	\$2,092.49	\$0.00	\$2,092.49	0.1140	82.02%
Water	64	CCF	\$235.23	\$0.00	\$235.23	3.6755	9.22%
Sewer	54	CCF	\$223.35	\$0.00	\$223.35	4.1361	8.76%
Total Cost:			\$2,551.07	\$0.00	\$2,551.07		



Filters: Cost Center Name Not Equal To DoNotReport; Billing Period Equal To 201303All Meter CodesAll Group Names

elpaso

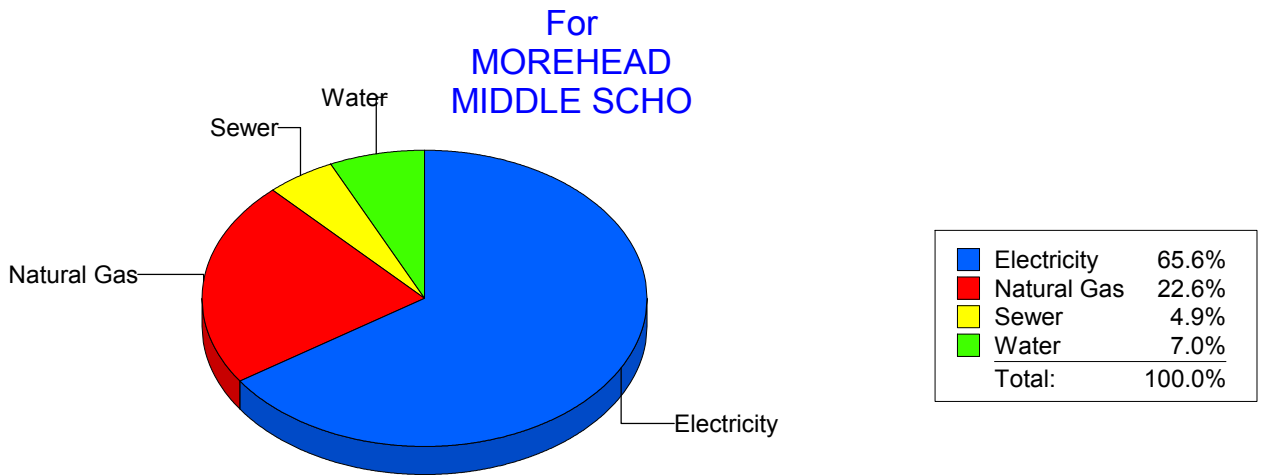
Energy CAP

Cost Avoidance Program

Cost Summary Graph

Grouped by Energy Type

Energy Type	Use	Units	Meter Cost	Special Charges	Total Cost	Avg Unit Cost	% of Total Cost
Site: MOREHEAD MIDDLE SCHO - MOREHEAD MIDDLE SCHO							
Electricity	63,169	KWH	\$7,315.39	\$0.00	\$7,315.39	0.1158	65.57%
Natural Gas	4,694	CCF	\$2,517.19	\$0.00	\$2,517.19	0.5363	22.56%
Water	407	CCF	\$781.42	\$0.00	\$781.42	1.9200	7.00%
Sewer	227	CCF	\$542.49	\$0.00	\$542.49	2.3898	4.86%
Total Cost:			\$11,156.49	\$0.00	\$11,156.49		



Filters: Cost Center Name Not Equal To DoNotReport; Billing Period Equal To 201303All Meter CodesAll Group Names

el paso

Energy CAP

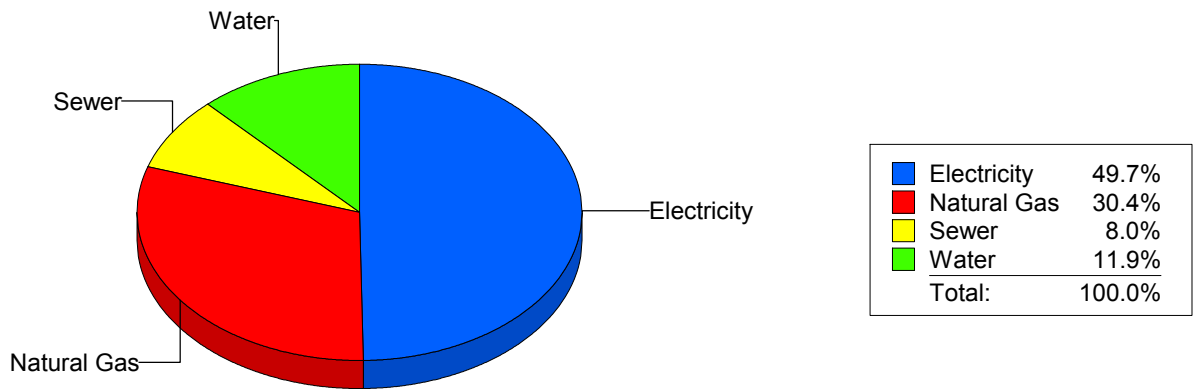
Cost Avoidance Program

Cost Summary Graph

Grouped by Energy Type

Energy Type	Use	Units	Meter Cost	Special Charges	Total Cost	Avg Unit Cost	% of Total Cost
Site: NEWMAN ELEMENTARY - NEWMAN ELEMENTARY							
Electricity	20,344	KWH	\$2,710.93	\$0.00	\$2,710.93	0.1333	49.75%
Natural Gas	2,909	CCF	\$1,654.03	\$0.00	\$1,654.03	0.5686	30.35%
Water	314	CCF	\$650.53	\$0.00	\$650.53	2.0718	11.94%
Sewer	227	CCF	\$434.09	\$0.00	\$434.09	1.9123	7.97%
Total Cost:			\$5,449.58	\$0.00	\$5,449.58		

For NEWMAN ELEMENTARY



Filters: Cost Center Name Not Equal To DoNotReport; Billing Period Equal To 201303All Meter CodesAll Group Names

elpaso

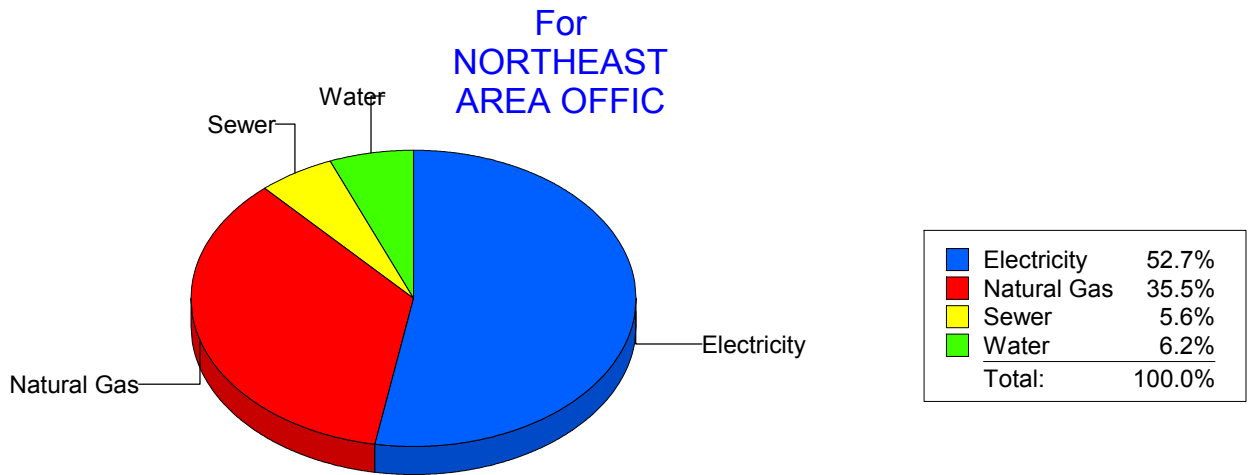
Energy CAP

Cost Avoidance Program

Cost Summary Graph

Grouped by Energy Type

Energy Type	Use	Units	Meter Cost	Special Charges	Total Cost	Avg Unit Cost	% of Total Cost
Site: NORTHEAST AREA OFFIC - NORTHEAST AREA OFFIC							
Electricity	3,600	KWH	\$516.39	\$0.00	\$516.39	0.1434	52.71%
Natural Gas	392	CCF	\$348.28	\$0.00	\$348.28	0.8885	35.55%
Water	9	CCF	\$60.32	\$0.00	\$60.32	6.7022	6.16%
Sewer	8	CCF	\$54.76	\$0.00	\$54.76	6.8450	5.59%
Total Cost:			\$979.75	\$0.00	\$979.75		



Filters: Cost Center Name Not Equal To DoNotReport; Billing Period Equal To 201303All Meter CodesAll Group Names

elpaso

Energy CAP

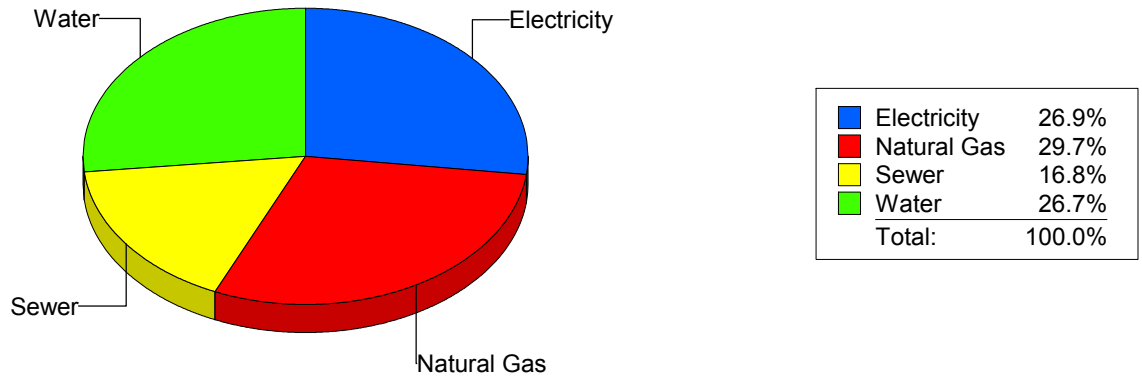
Cost Avoidance Program

Cost Summary Graph

Grouped by Energy Type

Energy Type	Use	Units	Meter Cost	Special Charges	Total Cost	Avg Unit Cost	% of Total Cost
Site: NORTHEAST AREA TRANS - NORTHEAST AREA TRANS							
Electricity	4,411	KWH	\$465.06	\$0.00	\$465.06	0.1054	26.90%
Natural Gas	828	CCF	\$512.82	\$0.00	\$512.82	0.6193	29.67%
Water	111	CCF	\$460.85	\$0.00	\$460.85	4.1518	26.66%
Sewer	44	CCF	\$289.95	\$0.00	\$289.95	6.5898	16.77%
Total Cost:			\$1,728.68	\$0.00	\$1,728.68		

For
NORTHEAST
AREA TRANS



Filters: Cost Center Name Not Equal To DoNotReport; Billing Period Equal To 201303All Meter CodesAll Group Names

el paso

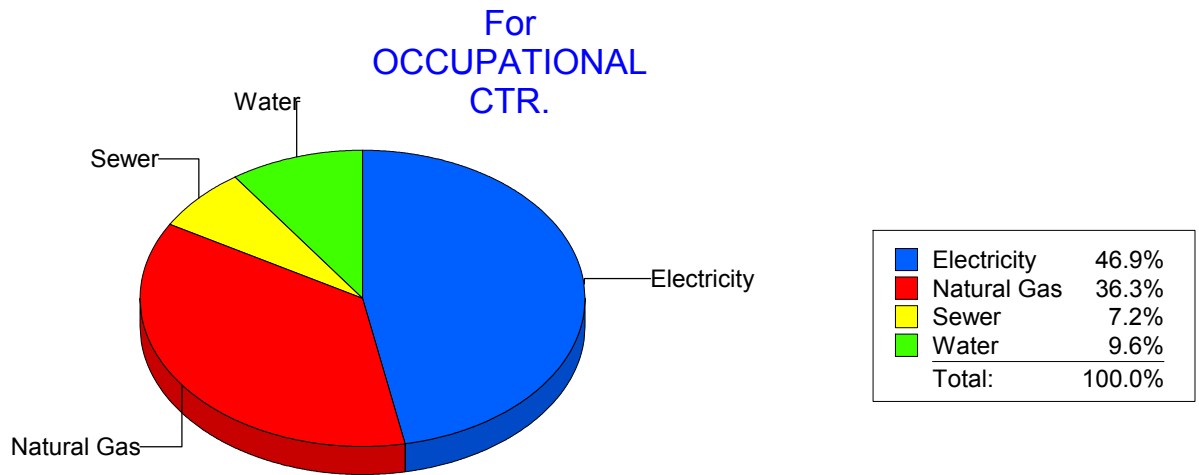
Energy CAP

Cost Avoidance Program

Cost Summary Graph

Grouped by Energy Type

Energy Type	Use	Units	Meter Cost	Special Charges	Total Cost	Avg Unit Cost	% of Total Cost
Site: OCCUPATIONAL CTR. - OCCUPATIONAL CTR.							
Electricity		3,300 KWH	\$387.14	\$0.00	\$387.14	0.1173	46.91%
Natural Gas		489 CCF	\$299.97	\$0.00	\$299.97	0.6134	36.35%
Water		6 CCF	\$79.15	\$0.00	\$79.15	13.1917	9.59%
Sewer		4 CCF	\$59.03	\$0.00	\$59.03	14.7575	7.15%
Total Cost:			\$825.29	\$0.00	\$825.29		



Filters: Cost Center Name Not Equal To DoNotReport; Billing Period Equal To 201303All Meter CodesAll Group Names

elpaso

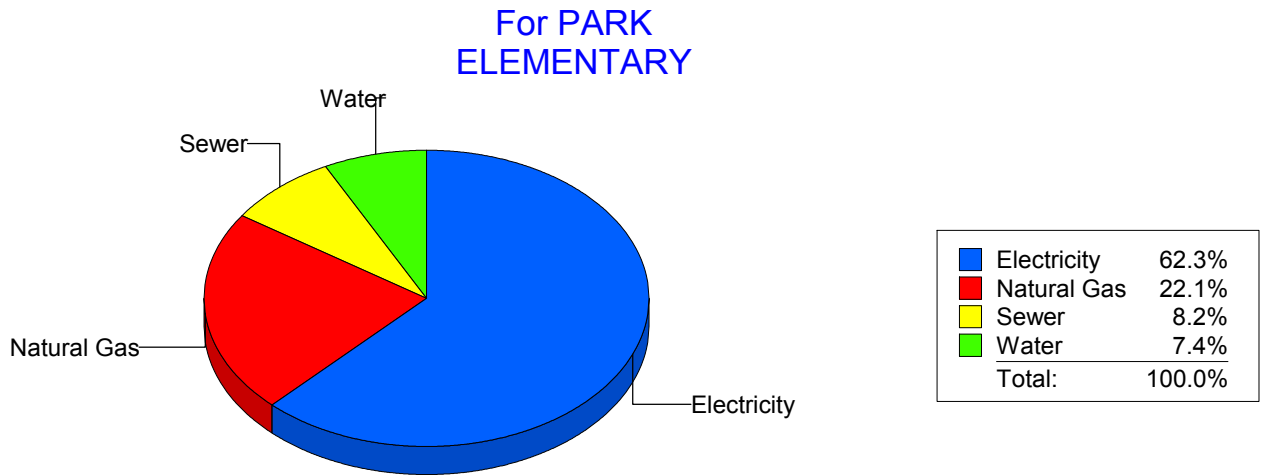
Energy CAP

Cost Avoidance Program

Cost Summary Graph

Grouped by Energy Type

Energy Type	Use	Units	Meter Cost	Special Charges	Total Cost	Avg Unit Cost	% of Total Cost
Site: PARK ELEMENTARY - PARK ELEMENTARY							
Electricity	24,823	KWH	\$3,345.08	\$0.00	\$3,345.08	0.1348	62.32%
Natural Gas	2,084	CCF	\$1,188.26	\$0.00	\$1,188.26	0.5702	22.14%
Water	138	CCF	\$396.50	\$0.00	\$396.50	2.8732	7.39%
Sewer	181	CCF	\$437.93	\$0.00	\$437.93	2.4195	8.16%
Total Cost:			\$5,367.77	\$0.00	\$5,367.77		



Filters: Cost Center Name Not Equal To DoNotReport; Billing Period Equal To 201303All Meter CodesAll Group Names

elpaso

Energy CAP

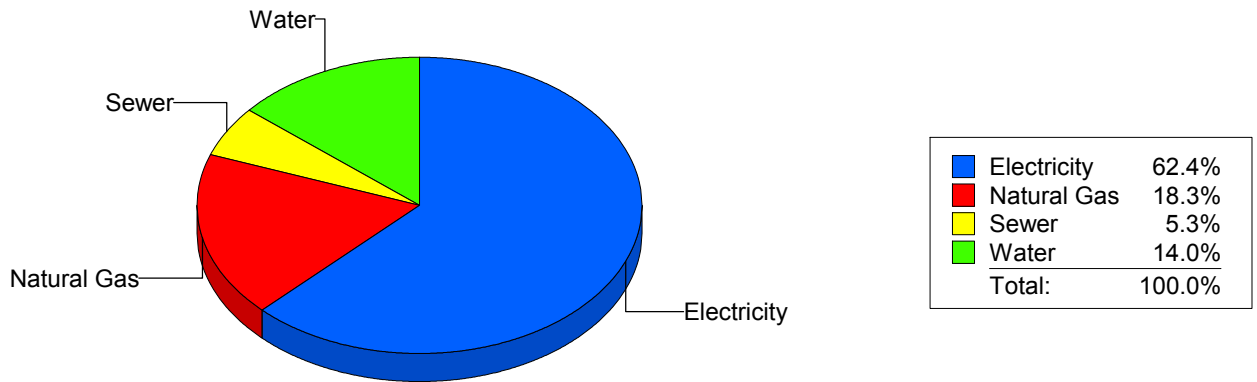
Cost Avoidance Program

Cost Summary Graph

Grouped by Energy Type

Energy Type	Use	Units	Meter Cost	Special Charges	Total Cost	Avg Unit Cost	% of Total Cost
Site: PAUL MORENO - PAUL MORENO							
Electricity	37,800	KWH	\$4,546.20	\$0.00	\$4,546.20	0.1203	62.39%
Natural Gas	2,365	CCF	\$1,331.55	\$0.00	\$1,331.55	0.5630	18.27%
Water	222	CCF	\$1,021.65	\$0.00	\$1,021.65	4.6020	14.02%
Sewer	134	CCF	\$387.26	\$0.00	\$387.26	2.8900	5.31%
Total Cost:			\$7,286.66	\$0.00	\$7,286.66		

For PAUL MORENO



Filters: Cost Center Name Not Equal To DoNotReport; Billing Period Equal To 201303All Meter CodesAll Group Names

elpaso

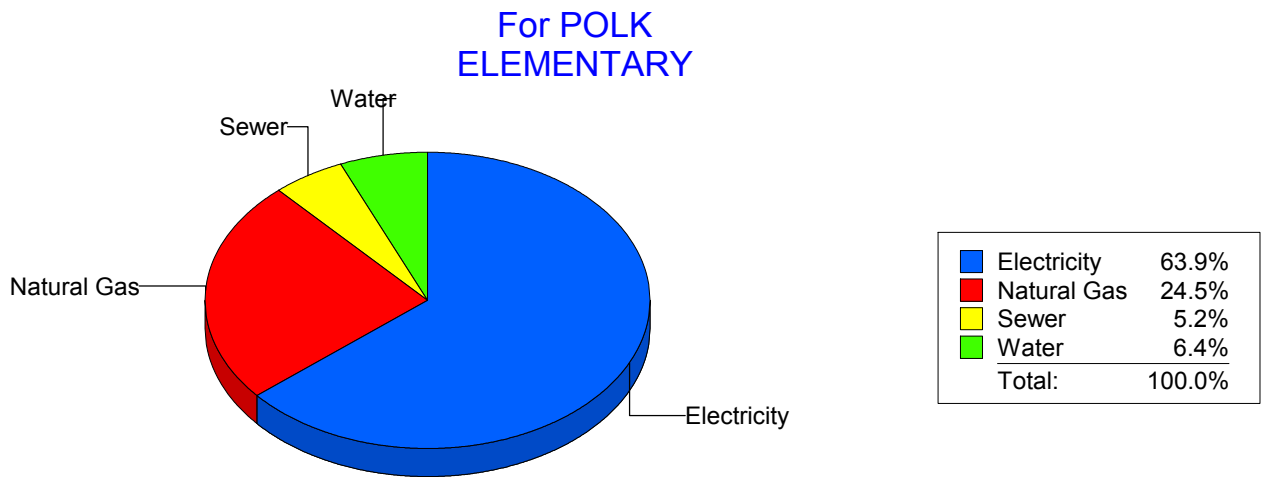
Energy CAP

Cost Avoidance Program

Cost Summary Graph

Grouped by Energy Type

Energy Type	Use	Units	Meter Cost	Special Charges	Total Cost	Avg Unit Cost	% of Total Cost
Site: POLK ELEMENTARY - POLK ELEMENTARY							
Electricity	26,700	KWH	\$3,386.67	\$0.00	\$3,386.67	0.1268	63.87%
Natural Gas	2,289	CCF	\$1,297.00	\$0.00	\$1,297.00	0.5666	24.46%
Water	132	CCF	\$341.31	\$0.00	\$341.31	2.5857	6.44%
Sewer	93	CCF	\$277.17	\$0.00	\$277.17	2.9803	5.23%
Total Cost:			\$5,302.15	\$0.00	\$5,302.15		



Filters: Cost Center Name Not Equal To DoNotReport; Billing Period Equal To 201303All Meter CodesAll Group Names

elpaso

Energy CAP

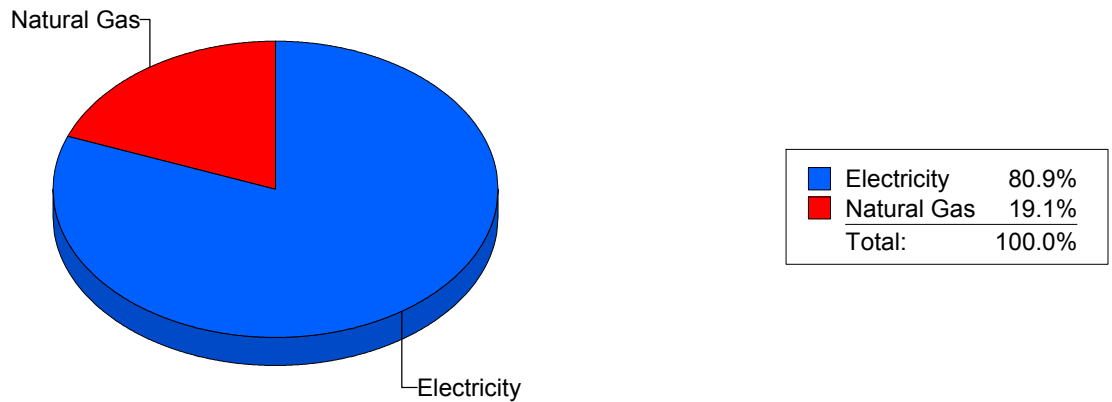
Cost Avoidance Program

Cost Summary Graph

Grouped by Energy Type

Energy Type	Use	Units	Meter Cost	Special Charges	Total Cost	Avg Unit Cost	% of Total Cost
Site: POWELL - POWELL							
Electricity	33,720	KWH	\$4,037.10	\$0.00	\$4,037.10	0.1197	80.86%
Natural Gas	1,723	CCF	\$955.88	\$0.00	\$955.88	0.5548	19.14%
Total Cost:			\$4,992.98	\$0.00	\$4,992.98		

For POWELL



Filters: Cost Center Name Not Equal To DoNotReport; Billing Period Equal To 201303All Meter CodesAll Group Names

el Paso

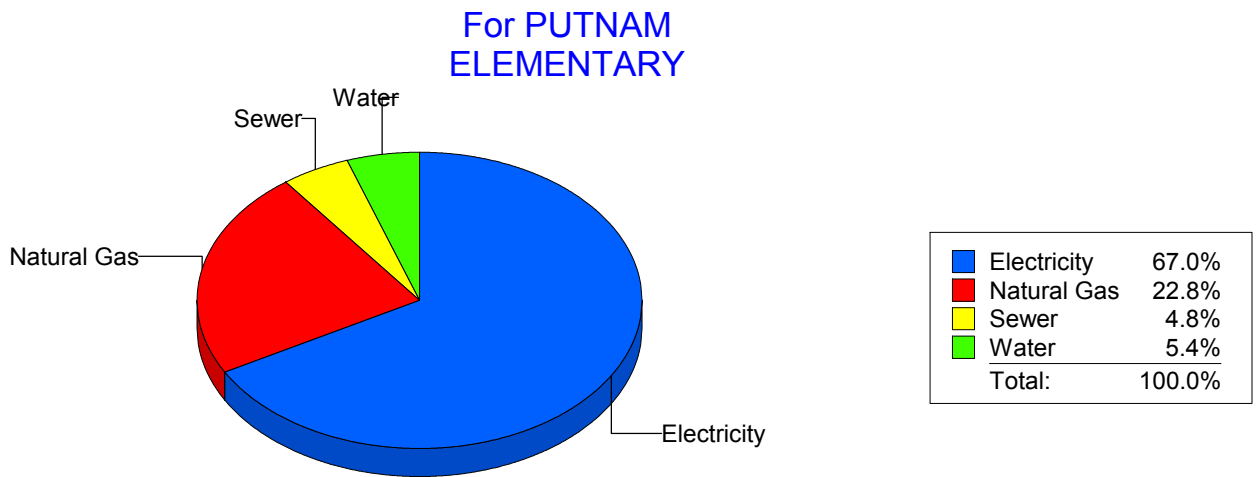
Energy CAP

Cost Avoidance Program

Cost Summary Graph

Grouped by Energy Type

Energy Type	Use	Units	Meter Cost	Special Charges	Total Cost	Avg Unit Cost	% of Total Cost
Site: PUTNAM ELEMENTARY - PUTNAM ELEMENTARY							
Electricity	23,769	KWH	\$3,330.27	\$0.00	\$3,330.27	0.1401	67.01%
Natural Gas	1,993	CCF	\$1,134.06	\$0.00	\$1,134.06	0.5690	22.82%
Water	127	CCF	\$267.91	\$0.00	\$267.91	2.1095	5.39%
Sewer	115	CCF	\$237.35	\$0.00	\$237.35	2.0639	4.78%
Total Cost:			\$4,969.59	\$0.00	\$4,969.59		



Filters: Cost Center Name Not Equal To DoNotReport; Billing Period Equal To 201303All Meter CodesAll Group Names

elpaso

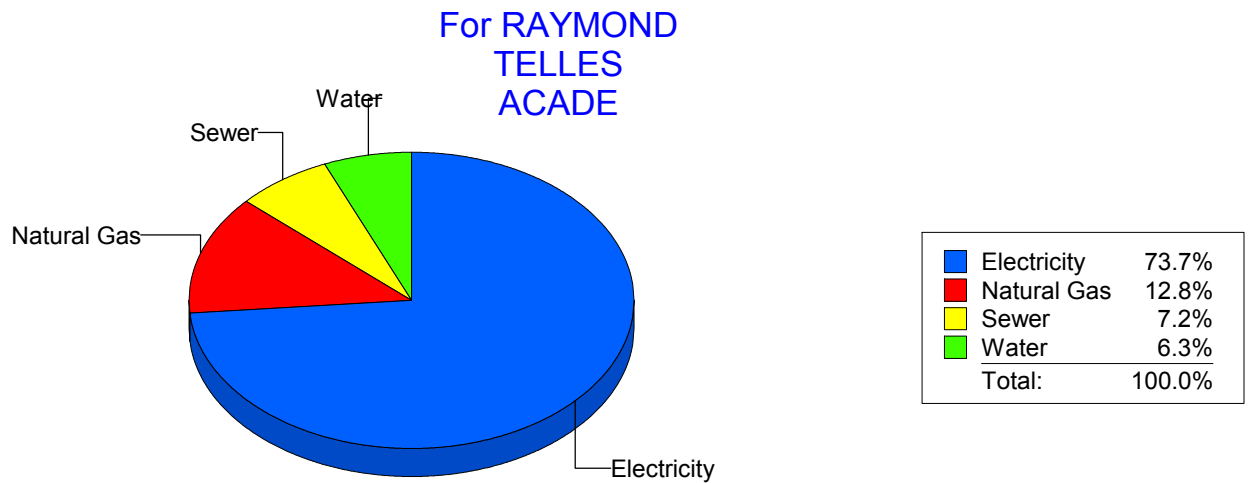
Energy CAP

Cost Avoidance Program

Cost Summary Graph

Grouped by Energy Type

Energy Type	Use	Units	Meter Cost	Special Charges	Total Cost	Avg Unit Cost	% of Total Cost
Site: RAYMOND TELLES ACADE - RAYMOND TELLES ACADE							
Electricity	28,000	KWH	\$3,309.09	\$0.00	\$3,309.09	0.1182	73.72%
Natural Gas	1,008	CCF	\$575.97	\$0.00	\$575.97	0.5714	12.83%
Water	78	CCF	\$280.67	\$0.00	\$280.67	3.5983	6.25%
Sewer	126	CCF	\$322.71	\$0.00	\$322.71	2.5612	7.19%
Total Cost:			\$4,488.44	\$0.00	\$4,488.44		



Filters: Cost Center Name Not Equal To DoNotReport; Billing Period Equal To 201303All Meter CodesAll Group Names

elpaso

Energy CAP

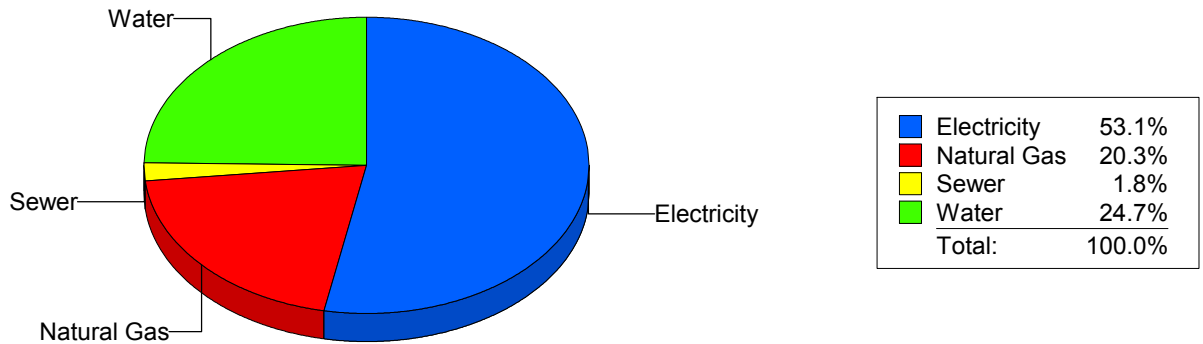
Cost Avoidance Program

Cost Summary Graph

Grouped by Energy Type

Energy Type	Use	Units	Meter Cost	Special Charges	Total Cost	Avg Unit Cost	% of Total Cost
Site: RICHARDSON MIDDLE - RICHARDSON MIDDLE							
Electricity	72,600	KWH	\$8,048.78	\$0.00	\$8,048.78	0.1109	53.14%
Natural Gas	5,764	CCF	\$3,074.78	\$0.00	\$3,074.78	0.5334	20.30%
Water	703	CCF	\$3,744.54	\$0.00	\$3,744.54	5.3265	24.72%
Sewer	93	CCF	\$277.17	\$0.00	\$277.17	2.9803	1.83%
Total Cost:			\$15,145.27	\$0.00	\$15,145.27		

For
RICHARDSON
MIDDLE



Filters: Cost Center Name Not Equal To DoNotReport; Billing Period Equal To 201303All Meter CodesAll Group Names

elpaso

Energy CAP

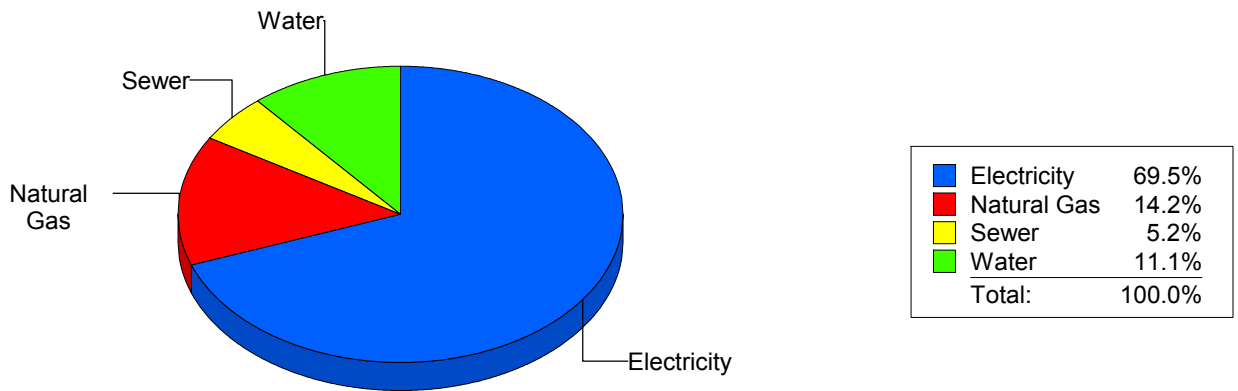
Cost Avoidance Program

Cost Summary Graph

Grouped by Energy Type

Energy Type	Use	Units	Meter Cost	Special Charges	Total Cost	Avg Unit Cost	% of Total Cost
Site: RIVERA ELEMENTARY - RIVERA ELEMENTARY							
Electricity	44,520	KWH	\$4,947.64	\$0.00	\$4,947.64	0.1111	69.55%
Natural Gas	1,825	CCF	\$1,010.07	\$0.00	\$1,010.07	0.5535	14.20%
Water	255	CCF	\$789.60	\$0.00	\$789.60	3.0965	11.10%
Sewer	158	CCF	\$366.87	\$0.00	\$366.87	2.3220	5.16%
Total Cost:			\$7,114.18	\$0.00	\$7,114.18		

For RIVERA ELEMENTARY



Filters: Cost Center Name Not Equal To DoNotReport; Billing Period Equal To 201303All Meter CodesAll Group Names

elpaso

Energy CAP

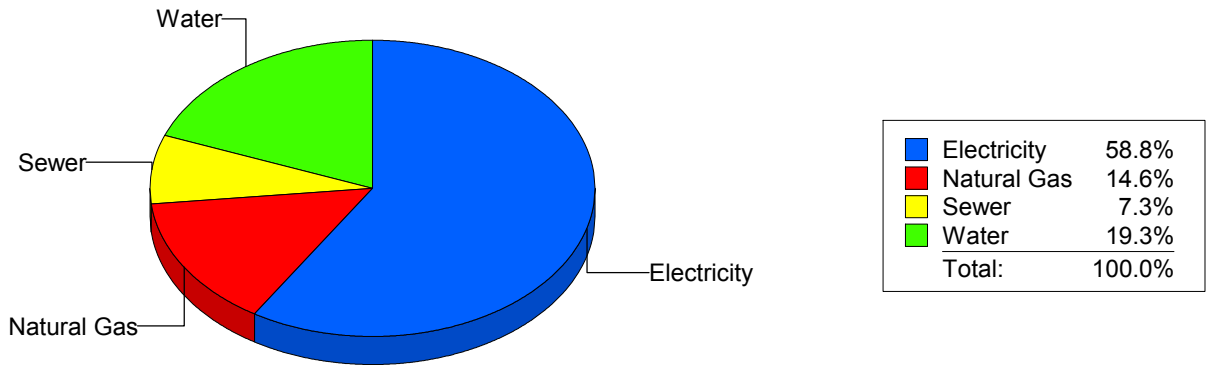
Cost Avoidance Program

Cost Summary Graph

Grouped by Energy Type

Energy Type	Use	Units	Meter Cost	Special Charges	Total Cost	Avg Unit Cost	% of Total Cost
Site: ROBERTS ELEMENTARY - ROBERTS ELEMENTARY							
Electricity	31,542	KWH	\$3,292.22	\$0.00	\$3,292.22	0.1044	58.80%
Natural Gas	1,383	CCF	\$815.88	\$0.00	\$815.88	0.5899	14.57%
Water	425	CCF	\$1,080.17	\$0.00	\$1,080.17	2.5416	19.29%
Sewer	182	CCF	\$410.92	\$0.00	\$410.92	2.2578	7.34%
Total Cost:			\$5,599.19	\$0.00	\$5,599.19		

For ROBERTS ELEMENTARY



Filters: Cost Center Name Not Equal To DoNotReport; Billing Period Equal To 201303All Meter CodesAll Group Names

elpaso

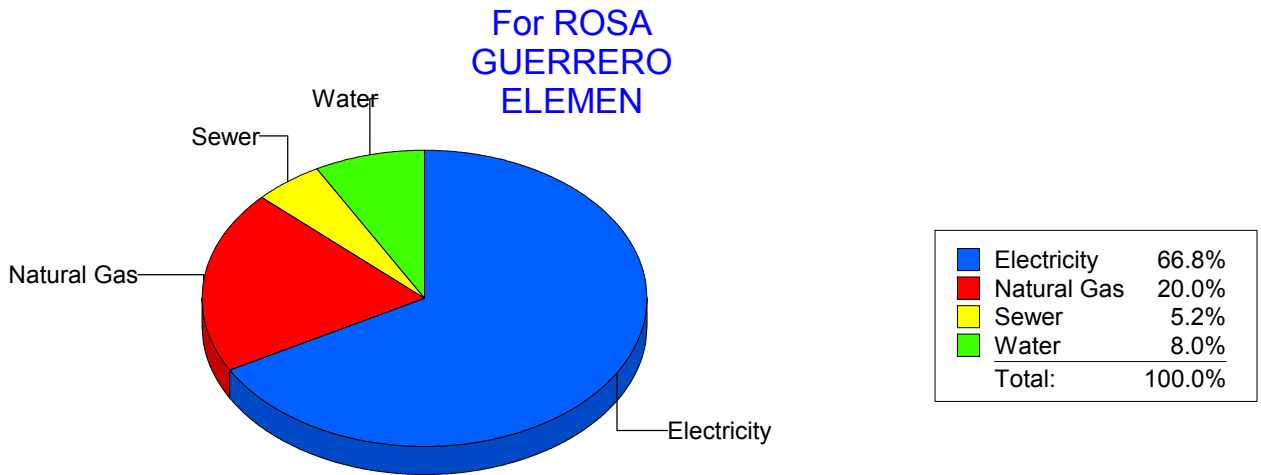
Energy CAP

Cost Avoidance Program

Cost Summary Graph

Grouped by Energy Type

Energy Type	Use	Units	Meter Cost	Special Charges	Total Cost	Avg Unit Cost	% of Total Cost
Site: ROSA GUERRERO ELEMEN - ROSA GUERRERO ELEMEN							
Electricity	33,920	KWH	\$4,830.16	\$0.00	\$4,830.16	0.1424	66.82%
Natural Gas	2,578	CCF	\$1,447.03	\$0.00	\$1,447.03	0.5613	20.02%
Water	250	CCF	\$575.12	\$0.00	\$575.12	2.3005	7.96%
Sewer	116	CCF	\$376.23	\$0.00	\$376.23	3.2434	5.20%
Total Cost:			\$7,228.54	\$0.00	\$7,228.54		



Filters: Cost Center Name Not Equal To DoNotReport; Billing Period Equal To 201303All Meter CodesAll Group Names

el paso

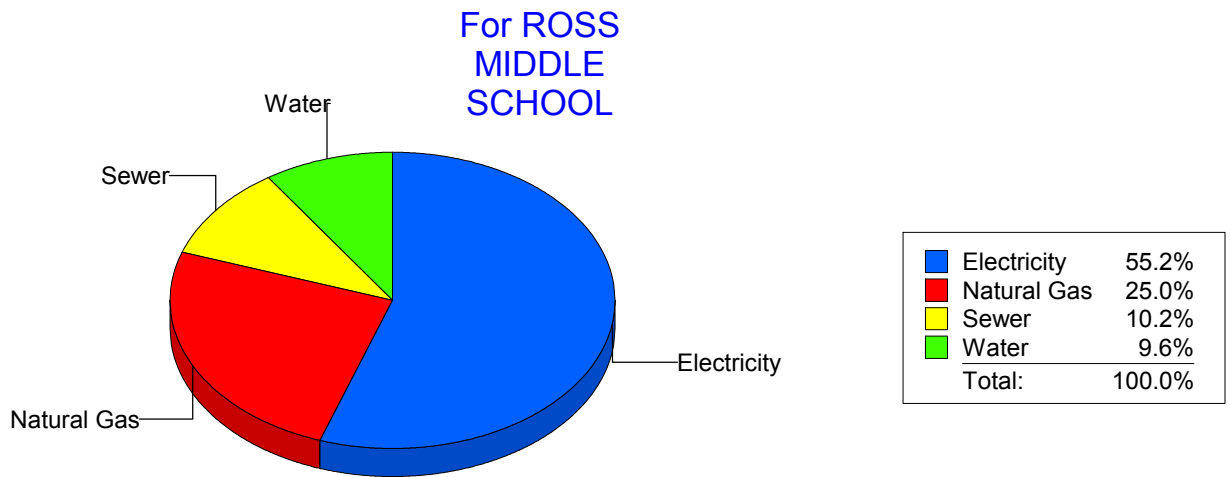
Energy CAP

Cost Avoidance Program

Cost Summary Graph

Grouped by Energy Type

Energy Type	Use	Units	Meter Cost	Special Charges	Total Cost	Avg Unit Cost	% of Total Cost
Site: ROSS MIDDLE SCHOOL - ROSS MIDDLE SCHOOL							
Electricity	43,158	KWH	\$5,775.60	\$0.00	\$5,775.60	0.1338	55.25%
Natural Gas	4,885	CCF	\$2,616.72	\$0.00	\$2,616.72	0.5357	25.03%
Water	554	CCF	\$999.63	\$0.00	\$999.63	1.8044	9.56%
Sewer	662	CCF	\$1,062.39	\$0.00	\$1,062.39	1.6048	10.16%
Total Cost:			\$10,454.34	\$0.00	\$10,454.34		



Filters: Cost Center Name Not Equal To DoNotReport; Billing Period Equal To 201303All Meter CodesAll Group Names

elpaso

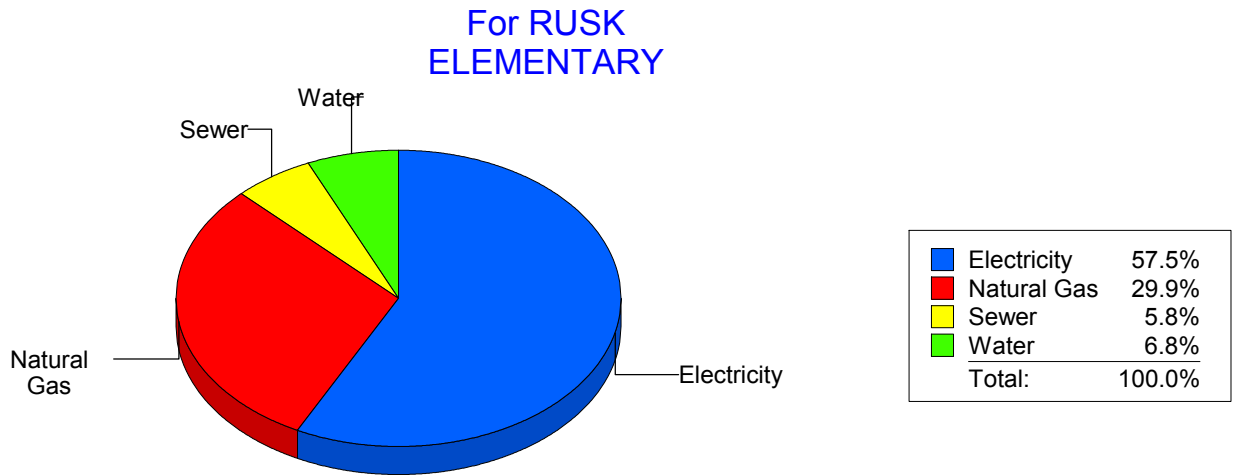
Energy CAP

Cost Avoidance Program

Cost Summary Graph

Grouped by Energy Type

Energy Type	Use	Units	Meter Cost	Special Charges	Total Cost	Avg Unit Cost	% of Total Cost
Site: RUSK ELEMENTARY - RUSK ELEMENTARY							
Electricity	21,524	KWH	\$2,654.67	\$0.00	\$2,654.67	0.1233	57.51%
Natural Gas	2,392	CCF	\$1,381.80	\$0.00	\$1,381.80	0.5777	29.93%
Water	107	CCF	\$313.95	\$0.00	\$313.95	2.9341	6.80%
Sewer	87	CCF	\$265.63	\$0.00	\$265.63	3.0532	5.75%
Total Cost:			\$4,616.05	\$0.00	\$4,616.05		



Filters: Cost Center Name Not Equal To DoNotReport; Billing Period Equal To 201303All Meter CodesAll Group Names

el paso

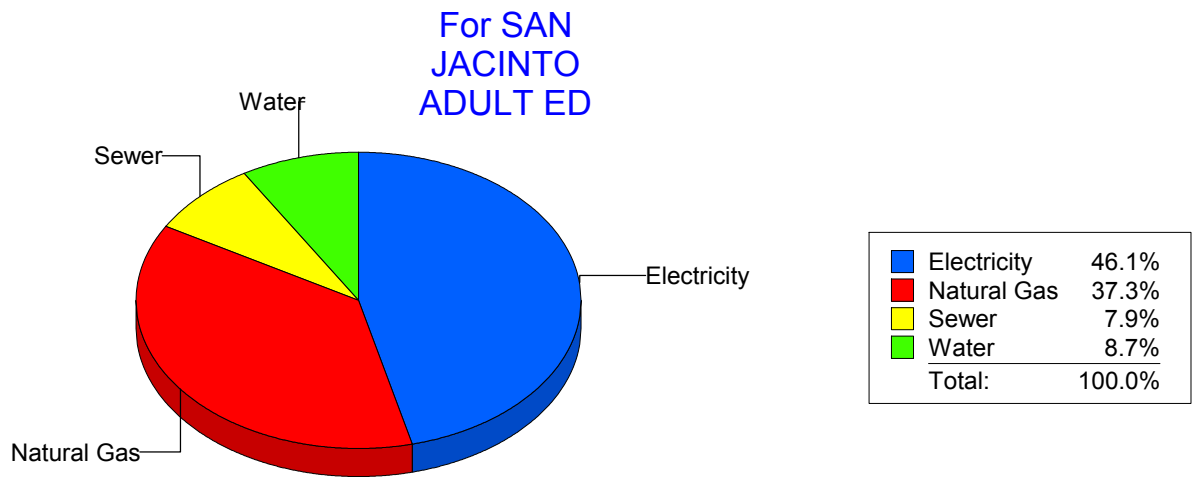
Energy CAP

Cost Avoidance Program

Cost Summary Graph

Grouped by Energy Type

Energy Type	Use	Units	Meter Cost	Special Charges	Total Cost	Avg Unit Cost	% of Total Cost
Site: SAN JACINTO ADULT ED - SAN JACINTO ADULT ED							
Electricity	4,700	KWH	\$659.18	\$0.00	\$659.18	0.1403	46.15%
Natural Gas	926	CCF	\$532.49	\$0.00	\$532.49	0.5750	37.28%
Water	36	CCF	\$123.89	\$0.00	\$123.89	3.4414	8.67%
Sewer	33	CCF	\$112.86	\$0.00	\$112.86	3.4200	7.90%
Total Cost:			\$1,428.42	\$0.00	\$1,428.42		



Filters: Cost Center Name Not Equal To DoNotReport; Billing Period Equal To 201303All Meter CodesAll Group Names

el paso

Energy CAP

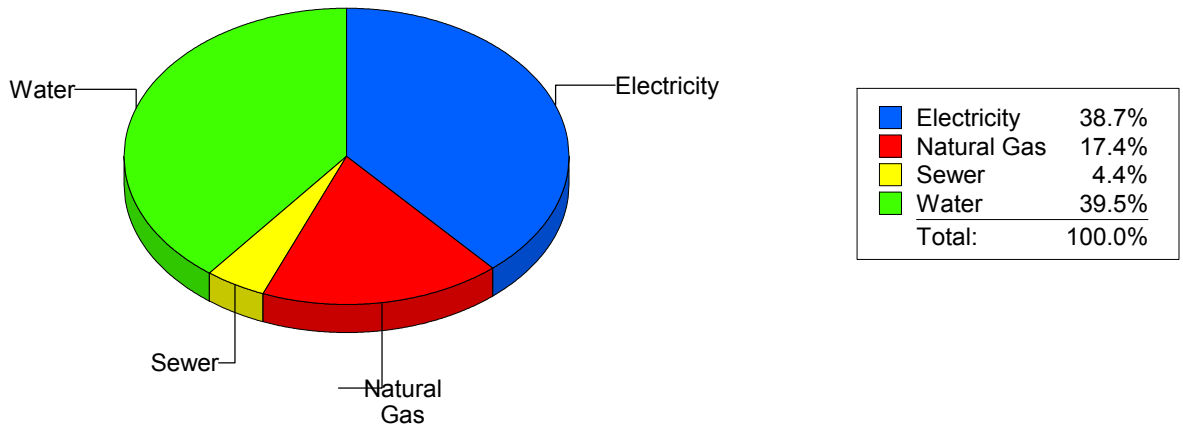
Cost Avoidance Program

Cost Summary Graph

Grouped by Energy Type

Energy Type	Use	Units	Meter Cost	Special Charges	Total Cost	Avg Unit Cost	% of Total Cost
Site: SCHUSTER ELEMENTARY - SCHUSTER ELEMENTARY							
Electricity	14,480	KWH	\$1,599.06	\$0.00	\$1,599.06	0.1104	38.75%
Natural Gas	1,278	CCF	\$719.42	\$0.00	\$719.42	0.5629	17.43%
Water	420	CCF	\$1,628.17	\$0.00	\$1,628.17	3.8766	39.45%
Sewer	82	CCF	\$180.48	\$0.00	\$180.48	2.2010	4.37%
Total Cost:			\$4,127.13	\$0.00	\$4,127.13		

For
SCHUSTER
ELEMENTARY



Filters: Cost Center Name Not Equal To DoNotReport; Billing Period Equal To 201303All Meter CodesAll Group Names

elpaso

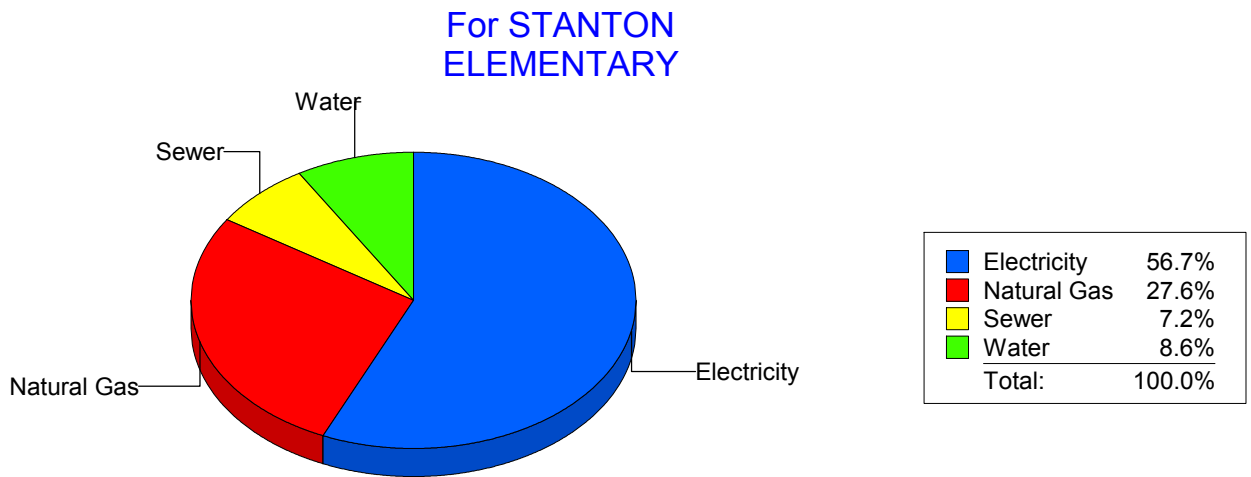
Energy CAP

Cost Avoidance Program

Cost Summary Graph

Grouped by Energy Type

Energy Type	Use	Units	Meter Cost	Special Charges	Total Cost	Avg Unit Cost	% of Total Cost
Site: STANTON ELEMENTARY - STANTON ELEMENTARY							
Electricity	21,504	KWH	\$3,166.99	\$0.00	\$3,166.99	0.1473	56.70%
Natural Gas	2,752	CCF	\$1,538.87	\$0.00	\$1,538.87	0.5592	27.55%
Water	234	CCF	\$478.53	\$0.00	\$478.53	2.0450	8.57%
Sewer	203	CCF	\$400.97	\$0.00	\$400.97	1.9752	7.18%
Total Cost:			\$5,585.36	\$0.00	\$5,585.36		



Filters: Cost Center Name Not Equal To DoNotReport; Billing Period Equal To 201303All Meter CodesAll Group Names

elpaso

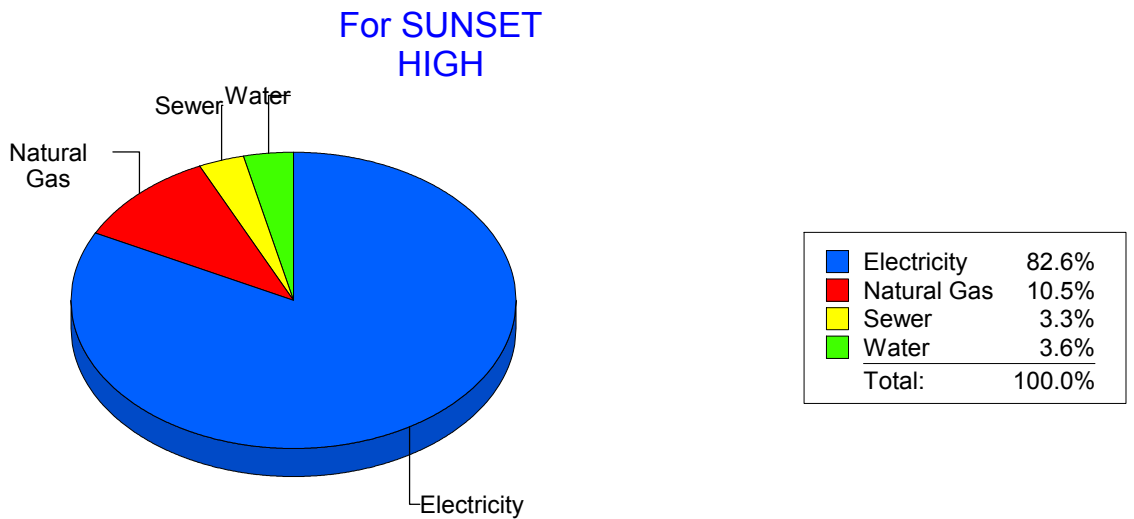
Energy CAP

Cost Avoidance Program

Cost Summary Graph

Grouped by Energy Type

Energy Type	Use	Units	Meter Cost	Special Charges	Total Cost	Avg Unit Cost	% of Total Cost
Site: SUNSET HIGH - SUNSET HIGH							
Electricity	17,640	KWH	\$2,240.55	\$0.00	\$2,240.55	0.1270	82.55%
Natural Gas	462	CCF	\$285.31	\$0.00	\$285.31	0.6176	10.51%
Water	19	CCF	\$97.37	\$0.00	\$97.37	5.1247	3.59%
Sewer	17	CCF	\$90.78	\$0.00	\$90.78	5.3400	3.34%
Total Cost:			\$2,714.01	\$0.00	\$2,714.01		



Filters: Cost Center Name Not Equal To DoNotReport; Billing Period Equal To 201303All Meter CodesAll Group Names

elpaso

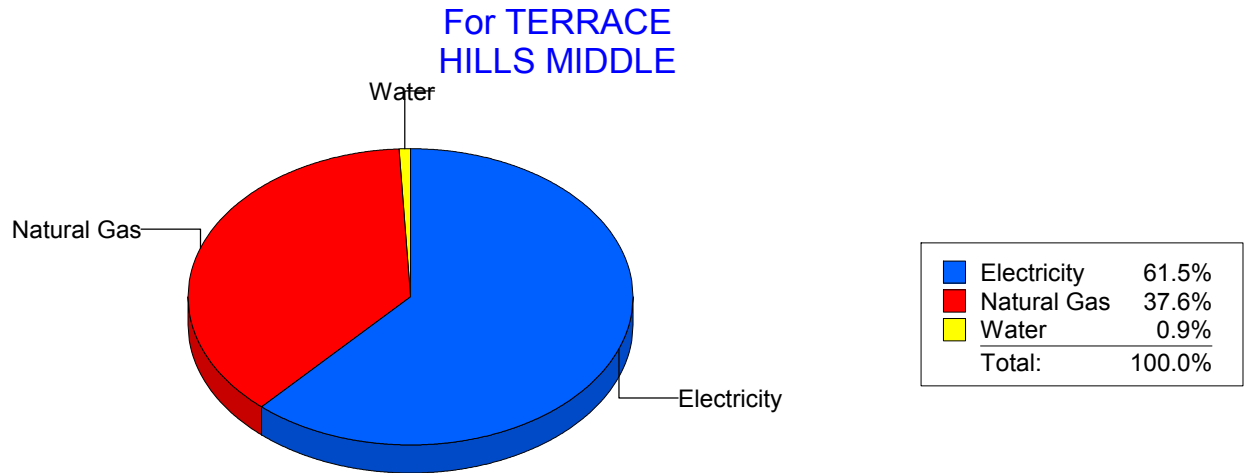
Energy CAP

Cost Avoidance Program

Cost Summary Graph

Grouped by Energy Type

Energy Type	Use	Units	Meter Cost	Special Charges	Total Cost	Avg Unit Cost	% of Total Cost
Site: TERRACE HILLS MIDDLE - TERRACE HILLS MIDDLE							
Electricity	25,200	KWH	\$2,750.21	\$0.00	\$2,750.21	0.1091	61.53%
Natural Gas	3,010	CCF	\$1,680.33	\$0.00	\$1,680.33	0.5582	37.59%
Water	0	CCF	\$39.32	\$0.00	\$39.32	0.0000	0.88%
Total Cost:			\$4,469.86	\$0.00	\$4,469.86		



Filters: Cost Center Name Not Equal To DoNotReport; Billing Period Equal To 201303All Meter CodesAll Group Names

elpaso

Energy CAP

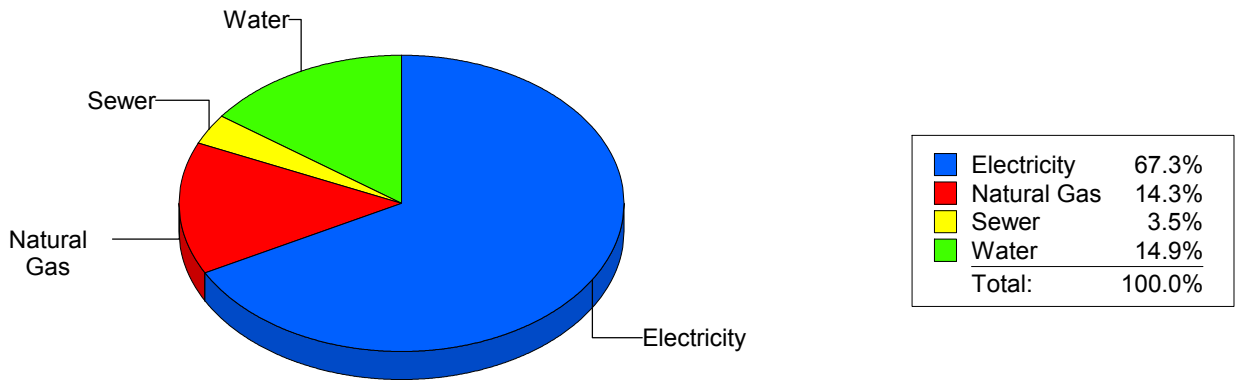
Cost Avoidance Program

Cost Summary Graph

Grouped by Energy Type

Energy Type	Use	Units	Meter Cost	Special Charges	Total Cost	Avg Unit Cost	% of Total Cost
Site: TIPPIN - TIPPIN ELEMENTARY							
Electricity	55,800	KWH	\$6,148.28	\$0.00	\$6,148.28	0.1102	67.25%
Natural Gas	2,389	CCF	\$1,309.74	\$0.00	\$1,309.74	0.5482	14.33%
Water	295	CCF	\$1,363.90	\$0.00	\$1,363.90	4.6234	14.92%
Sewer	124	CCF	\$319.95	\$0.00	\$319.95	2.5802	3.50%
Total Cost:			\$9,141.87	\$0.00	\$9,141.87		

For TIPPIN ELEMENTARY



Filters: Cost Center Name Not Equal To DoNotReport; Billing Period Equal To 201303All Meter CodesAll Group Names

elpaso

Energy CAP

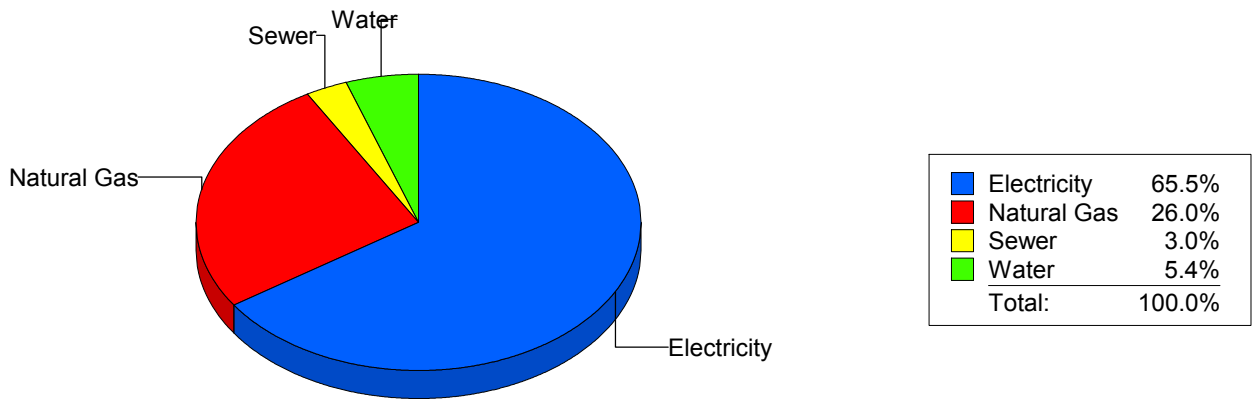
Cost Avoidance Program

Cost Summary Graph

Grouped by Energy Type

Energy Type	Use	Units	Meter Cost	Special Charges	Total Cost	Avg Unit Cost	% of Total Cost
Site: TOMLEA - TOM LEA							
Electricity	46,080	KWH	\$5,462.53	\$0.00	\$5,462.53	0.1185	65.53%
Natural Gas	4,026	CCF	\$2,169.06	\$0.00	\$2,169.06	0.5388	26.02%
Water	112	CCF	\$450.20	\$0.00	\$450.20	4.0196	5.40%
Sewer	76	CCF	\$253.71	\$0.00	\$253.71	3.3383	3.04%
Total Cost:			\$8,335.50	\$0.00	\$8,335.50		

For TOM LEA



Filters: Cost Center Name Not Equal To DoNotReport; Billing Period Equal To 201303All Meter CodesAll Group Names

elpaso

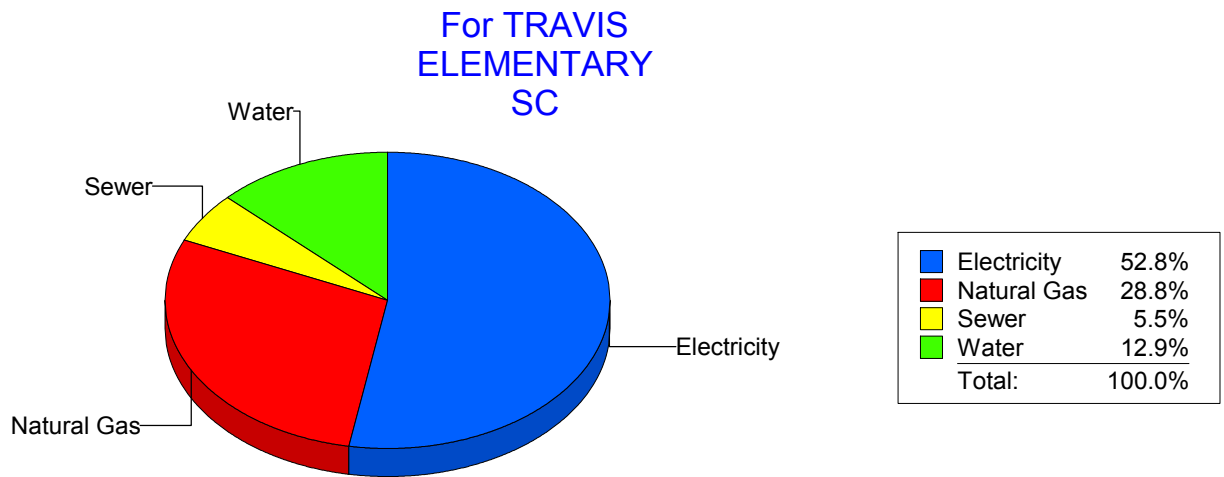
Energy CAP

Cost Avoidance Program

Cost Summary Graph

Grouped by Energy Type

Energy Type	Use	Units	Meter Cost	Special Charges	Total Cost	Avg Unit Cost	% of Total Cost
Site: TRAVIS ELEMENTARY SC - TRAVIS ELEMENTARY SC							
Electricity	18,602	KWH	\$2,269.33	\$0.00	\$2,269.33	0.1220	52.82%
Natural Gas	2,171	CCF	\$1,235.72	\$0.00	\$1,235.72	0.5692	28.76%
Water	171	CCF	\$554.29	\$0.00	\$554.29	3.2415	12.90%
Sewer	84	CCF	\$236.75	\$0.00	\$236.75	2.8185	5.51%
Total Cost:			\$4,296.09	\$0.00	\$4,296.09		



Filters: Cost Center Name Not Equal To DoNotReport; Billing Period Equal To 201303All Meter CodesAll Group Names

elpaso

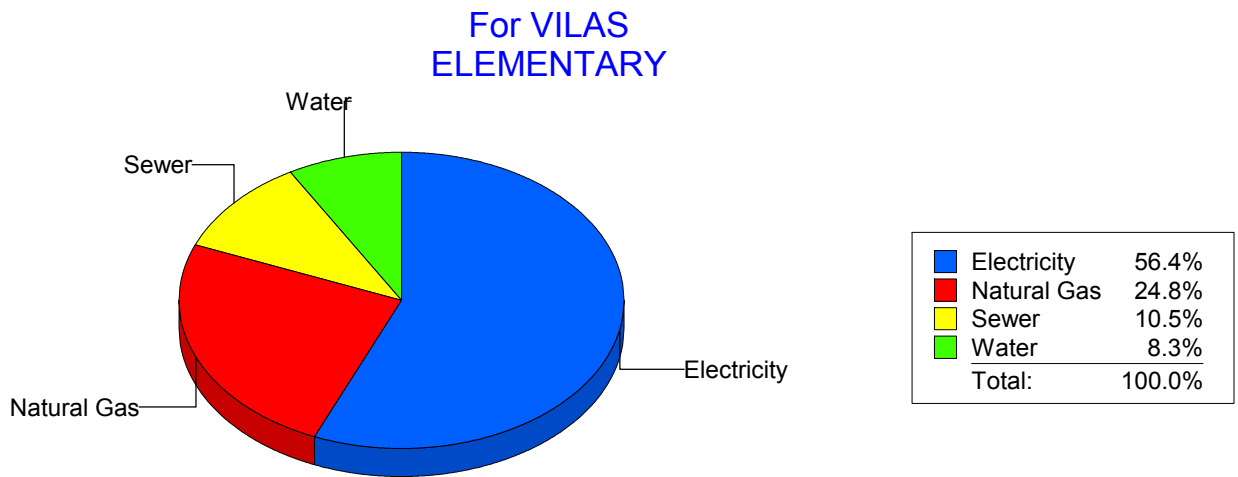
Energy CAP

Cost Avoidance Program

Cost Summary Graph

Grouped by Energy Type

Energy Type	Use	Units	Meter Cost	Special Charges	Total Cost	Avg Unit Cost	% of Total Cost
Site: VILAS ELEMENTARY - VILAS ELEMENTARY							
Electricity	28,441	KWH	\$3,834.93	\$0.00	\$3,834.93	0.1348	56.37%
Natural Gas	2,953	CCF	\$1,687.14	\$0.00	\$1,687.14	0.5713	24.80%
Water	189	CCF	\$565.76	\$0.00	\$565.76	2.9934	8.32%
Sewer	323	CCF	\$715.02	\$0.00	\$715.02	2.2137	10.51%
Total Cost:			\$6,802.85	\$0.00	\$6,802.85		



Filters: Cost Center Name Not Equal To DoNotReport; Billing Period Equal To 201303All Meter CodesAll Group Names

el paso

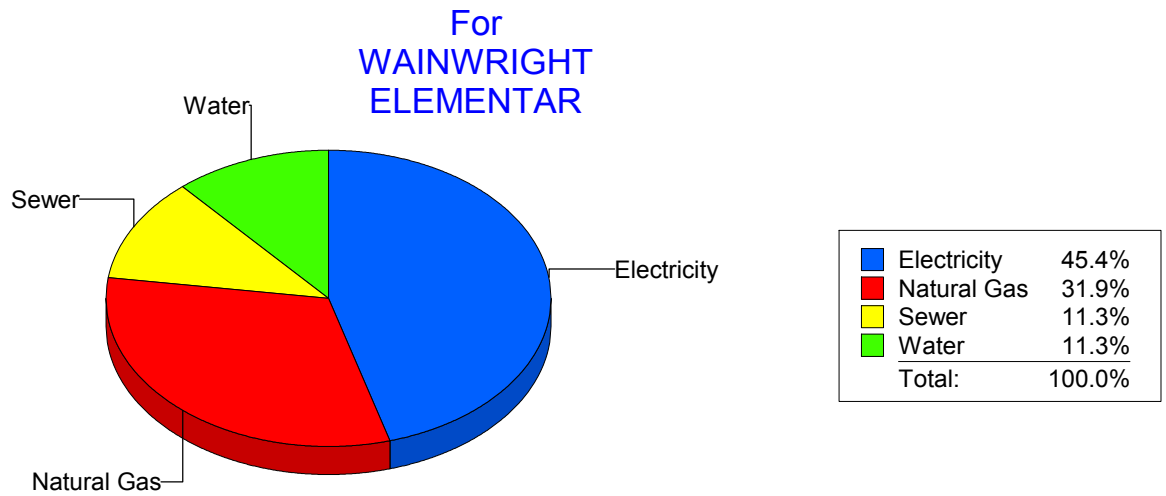
Energy CAP

Cost Avoidance Program

Cost Summary Graph

Grouped by Energy Type

Energy Type	Use	Units	Meter Cost	Special Charges	Total Cost	Avg Unit Cost	% of Total Cost
Site: WAINWRIGHT ELEMENTAR - WAINWRIGHT ELEMENTAR							
Electricity	7,444	KWH	\$850.23	\$0.00	\$850.23	0.1142	45.45%
Natural Gas	985	CCF	\$596.77	\$0.00	\$596.77	0.6059	31.90%
Water	49	CCF	\$211.90	\$0.00	\$211.90	4.3245	11.33%
Sewer	56	CCF	\$211.92	\$0.00	\$211.92	3.7843	11.33%
Total Cost:			\$1,870.82	\$0.00	\$1,870.82		



Filters: Cost Center Name Not Equal To DoNotReport; Billing Period Equal To 201303All Meter CodesAll Group Names

elpaso

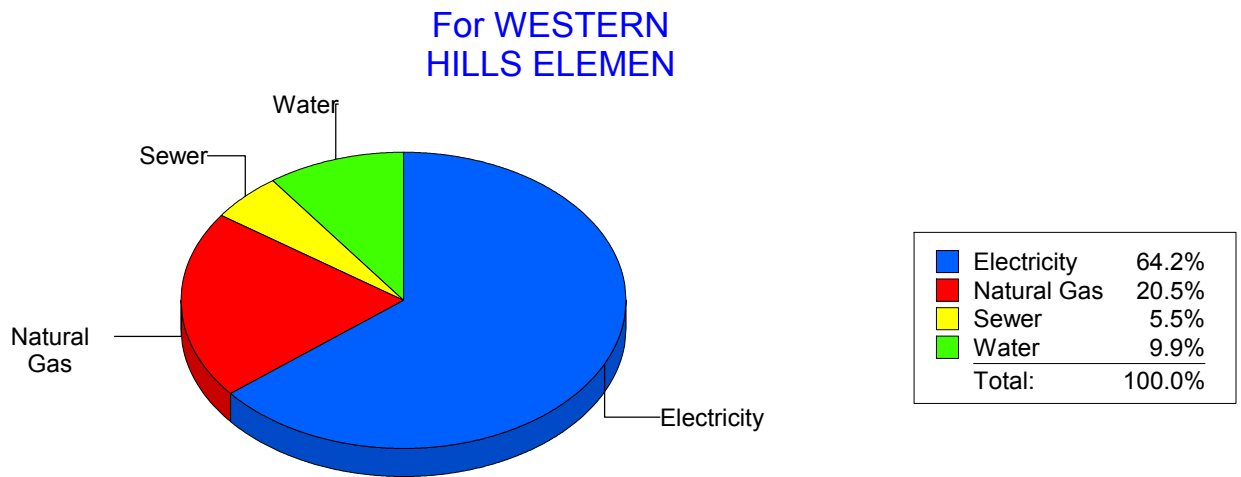
Energy CAP

Cost Avoidance Program

Cost Summary Graph

Grouped by Energy Type

Energy Type	Use	Units	Meter Cost	Special Charges	Total Cost	Avg Unit Cost	% of Total Cost
Site: WESTERN HILLS ELEMEN - WESTERN HILLS ELEMEN							
Electricity	30,600	KWH	\$4,023.96	\$0.00	\$4,023.96	0.1315	64.16%
Natural Gas	2,341	CCF	\$1,284.24	\$0.00	\$1,284.24	0.5486	20.48%
Water	338	CCF	\$618.79	\$0.00	\$618.79	1.8307	9.87%
Sewer	84	CCF	\$345.15	\$0.00	\$345.15	4.1089	5.50%
Total Cost:			\$6,272.14	\$0.00	\$6,272.14		



Filters: Cost Center Name Not Equal To DoNotReport; Billing Period Equal To 201303All Meter CodesAll Group Names

elpaso

Energy CAP

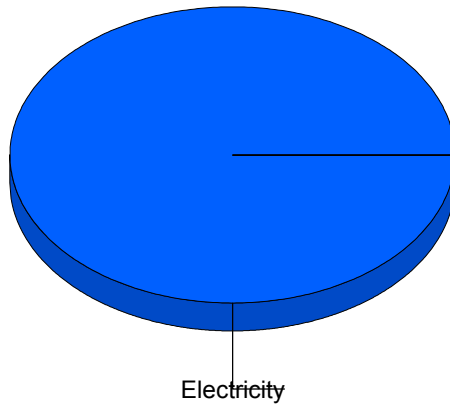
Cost Avoidance Program

Cost Summary Graph

Grouped by Energy Type

Energy Type	Use	Units	Meter Cost	Special Charges	Total Cost	Avg Unit Cost	% of Total Cost
Site: WESTSIDE TRANSPORTAT - WESTSIDE TRANSPORTAT							
Electricity	1,658	KWH	\$207.64	\$0.00	\$207.64	0.1252	100.00%
Total Cost:			\$207.64	\$0.00	\$207.64		

For WESTSIDE TRANSPORTAT



■ Electricity	100.0%
Total:	100.0%

Filters: Cost Center Name Not Equal To DoNotReport; Billing Period Equal To 201303All Meter CodesAll Group Names

elpaso

Energy CAP

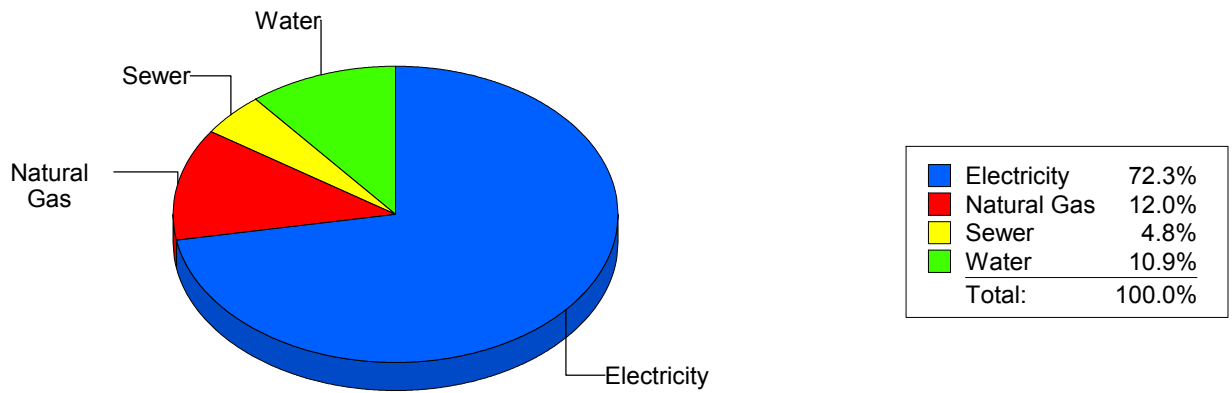
Cost Avoidance Program

Cost Summary Graph

Grouped by Energy Type

Energy Type	Use	Units	Meter Cost	Special Charges	Total Cost	Avg Unit Cost	% of Total Cost
Site: WHITAKER ELEMENTARY - WHITAKER ELEMENTARY							
Electricity	68,280	KWH	\$6,279.64	\$0.00	\$6,279.64	0.0920	72.30%
Natural Gas	1,891	CCF	\$1,045.14	\$0.00	\$1,045.14	0.5527	12.03%
Water	346	CCF	\$944.59	\$0.00	\$944.59	2.7300	10.87%
Sewer	194	CCF	\$416.55	\$0.00	\$416.55	2.1472	4.80%
Total Cost:			\$8,685.92	\$0.00	\$8,685.92		

For WHITAKER ELEMENTARY



Filters: Cost Center Name Not Equal To DoNotReport; Billing Period Equal To 201303All Meter CodesAll Group Names

el Paso

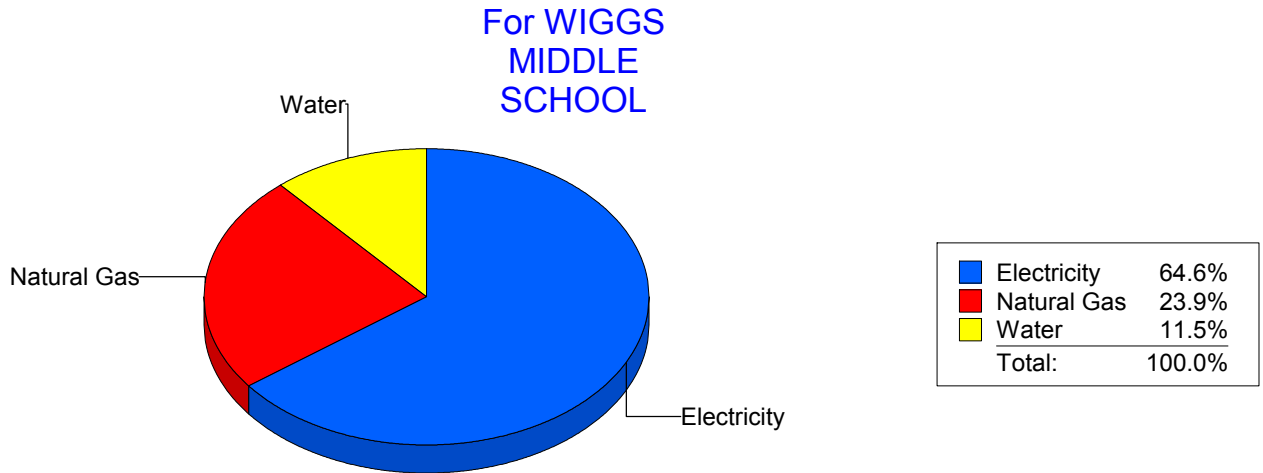
Energy CAP

Cost Avoidance Program

Cost Summary Graph

Grouped by Energy Type

Energy Type	Use	Units	Meter Cost	Special Charges	Total Cost	Avg Unit Cost	% of Total Cost
Site: WIGGS MIDDLE SCHOOL - WIGGS MIDDLE SCHOOL							
Electricity	43,380	KWH	\$4,940.09	\$0.00	\$4,940.09	0.1139	64.64%
Natural Gas	3,362	CCF	\$1,823.03	\$0.00	\$1,823.03	0.5422	23.85%
Water	189	CCF	\$879.28	\$0.00	\$879.28	4.6523	11.51%
Total Cost:			\$7,642.40	\$0.00	\$7,642.40		



Filters: Cost Center Name Not Equal To DoNotReport; Billing Period Equal To 201303All Meter CodesAll Group Names

elpaso

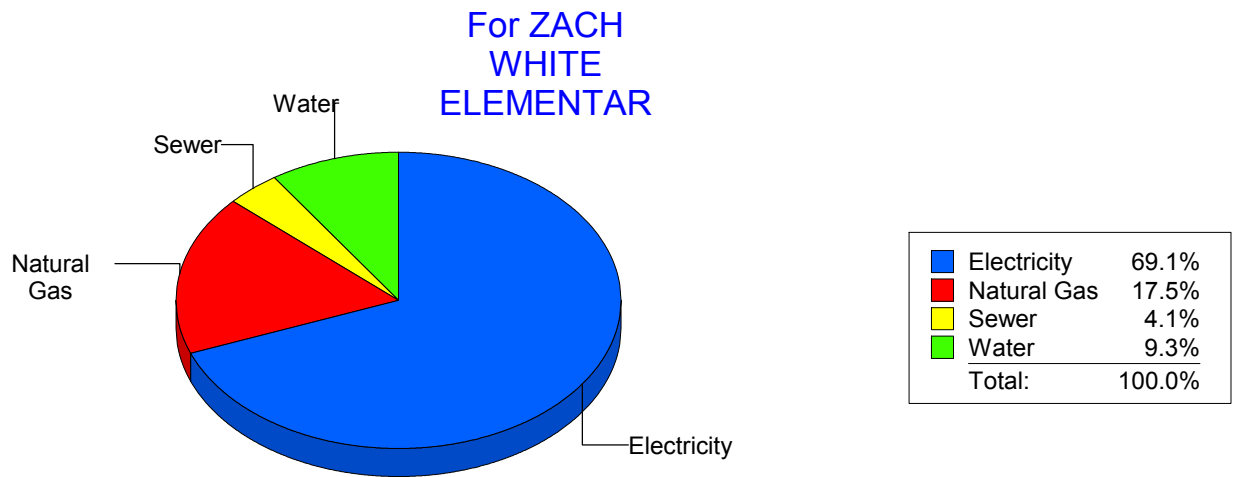
Energy CAP

Cost Avoidance Program

Cost Summary Graph

Grouped by Energy Type

Energy Type	Use	Units	Meter Cost	Special Charges	Total Cost	Avg Unit Cost	% of Total Cost
Site: ZACH WHITE ELEMENTAR - ZACH WHITE ELEMENTAR							
Electricity	38,400	KWH	\$4,611.95	\$0.00	\$4,611.95	0.1201	69.10%
Natural Gas	2,054	CCF	\$1,169.62	\$0.00	\$1,169.62	0.5694	17.52%
Water	220	CCF	\$621.46	\$0.00	\$621.46	2.8248	9.31%
Sewer	99	CCF	\$271.26	\$0.00	\$271.26	2.7400	4.06%
Total Cost:			\$6,674.29	\$0.00	\$6,674.29		



Filters: Cost Center Name Not Equal To DoNotReport; Billing Period Equal To 201303All Meter CodesAll Group Names

elpaso

Energy CAP

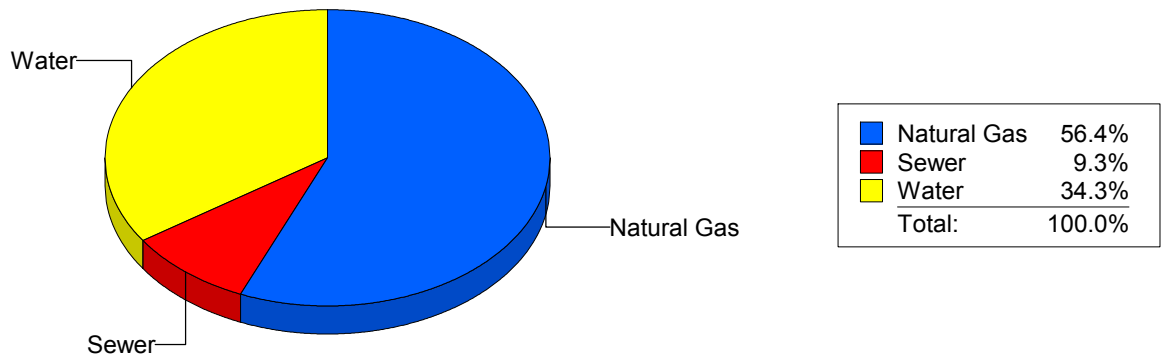
Cost Avoidance Program

Cost Summary Graph

Grouped by Energy Type

Energy Type	Use	Units	Meter Cost	Special Charges	Total Cost	Avg Unit Cost	% of Total Cost
Site: ZAVALA ELEMENTARY SC - ZAVALA ELEMENTARY SC							
Natural Gas		1,393 CCF	\$780.54	\$0.00	\$780.54	0.5603	56.41%
Water		106 CCF	\$475.19	\$0.00	\$475.19	4.4829	34.34%
Sewer		44 CCF	\$128.04	\$0.00	\$128.04	2.9100	9.25%
Total Cost:			\$1,383.77	\$0.00	\$1,383.77		

For ZAVALA
ELEMENTARY
SC



Filters: Cost Center Name Not Equal To DoNotReport; Billing Period Equal To 201303All Meter CodesAll Group Names

elpaso

Energy CAP

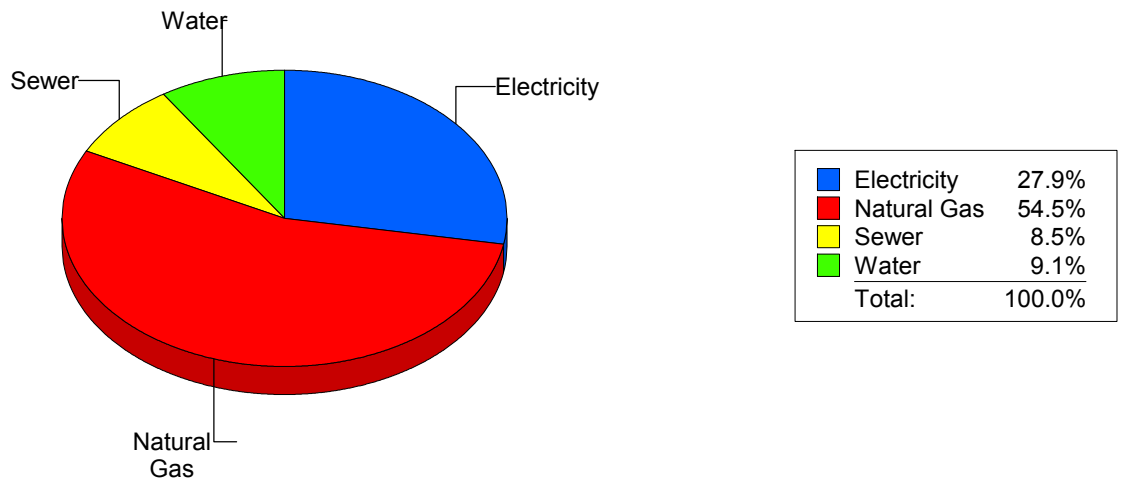
Cost Avoidance Program

Cost Summary Graph

Grouped by Energy Type

Energy Type	Use	Units	Meter Cost	Special Charges	Total Cost	Avg Unit Cost	% of Total Cost
Site: ZUNI COTTAGES - ZUNI COTTAGES							
Electricity		405 KWH	\$76.03	\$0.00	\$76.03	0.1877	27.90%
Natural Gas		149 CCF	\$148.51	\$0.00	\$148.51	0.9967	54.50%
Water		1 CCF	\$24.70	\$0.00	\$24.70	24.7000	9.06%
Sewer		1 CCF	\$23.24	\$0.00	\$23.24	23.2400	8.53%
Total Cost:			\$272.48	\$0.00	\$272.48		

For ZUNI COTTAGES



Filters: Cost Center Name Not Equal To DoNotReport; Billing Period Equal To 201303All Meter CodesAll Group Names

el paso

Energy CAP

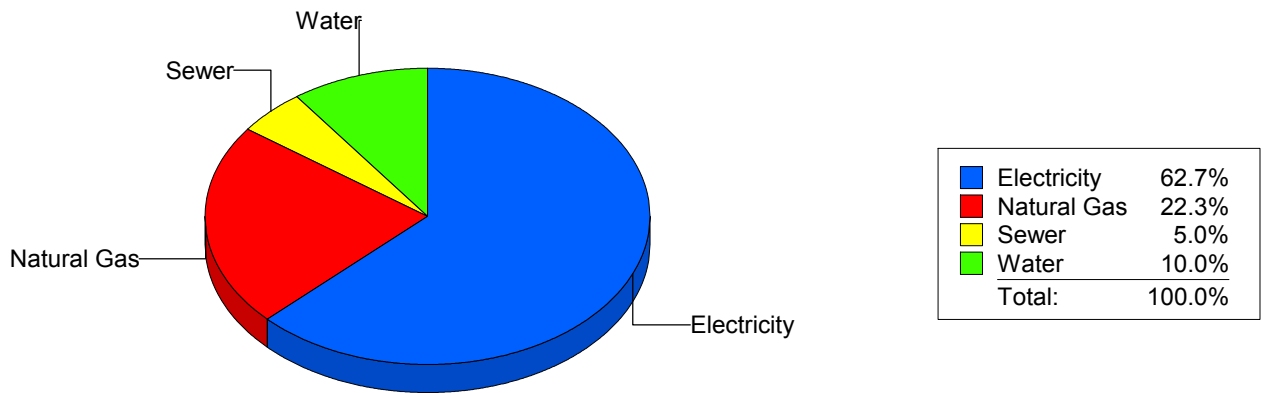
Cost Avoidance Program

Cost Summary Graph

Grouped by Energy Type

Energy Type	Use	Units	Meter Cost	Special Charges	Total Cost	Avg Unit Cost	% of Total Cost
All Sites							
Electricity	4,825,172	KWH	\$540,138.59	\$0.00	\$540,138.59	0.1119	62.73%
Natural Gas	351,584	CCF	\$192,253.19	\$0.00	\$192,253.19	0.5468	22.33%
Water	31,839	CCF	\$85,920.49	\$0.00	\$85,920.49	2.6986	9.98%
Sewer	17,834	CCF	\$42,707.94	\$0.00	\$42,707.94	2.3947	4.96%
Total Cost:			\$861,020.21	\$0.00	\$861,020.21		

For All Sites



Filters: Cost Center Name Not Equal To DoNotReport; Billing Period Equal To 201303All Meter CodesAll Group Names