

# elpaso

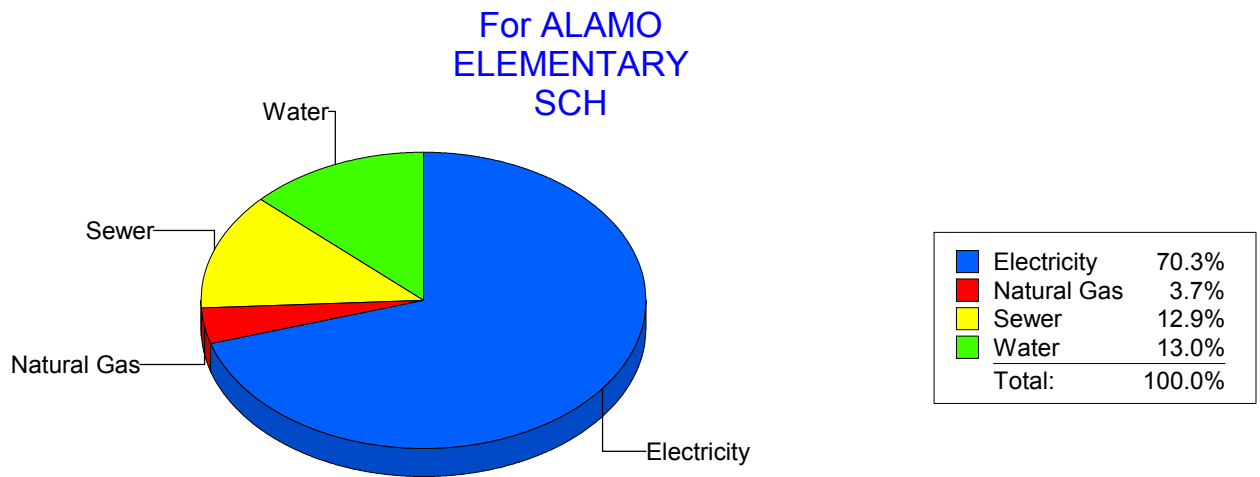
Energy CAP

Cost Avoidance Program

## Cost Summary Graph

Grouped by Energy Type

Energy Type	Use	Units	Meter Cost	Special Charges	Total Cost	Avg Unit Cost	% of Total Cost
Site: ALAMO ELEMENTARY SCH - ALAMO ELEMENTARY SCH							
Electricity	3,250	KWH	\$697.31	\$0.00	\$697.31	0.2146	70.32%
Natural Gas	0	CCF	\$37.02	\$0.00	\$37.02	0.0000	3.73%
Water	0	CCF	\$129.02	\$0.00	\$129.02	0.0000	13.01%
Sewer	0	CCF	\$128.22	\$0.00	\$128.22	0.0000	12.93%
Total Cost:			\$991.57	\$0.00	\$991.57		



Filters: Cost Center Name Not Equal To DoNotReport; Billing Period Equal To 201203All Meter CodesAll Group Names

# elpaso

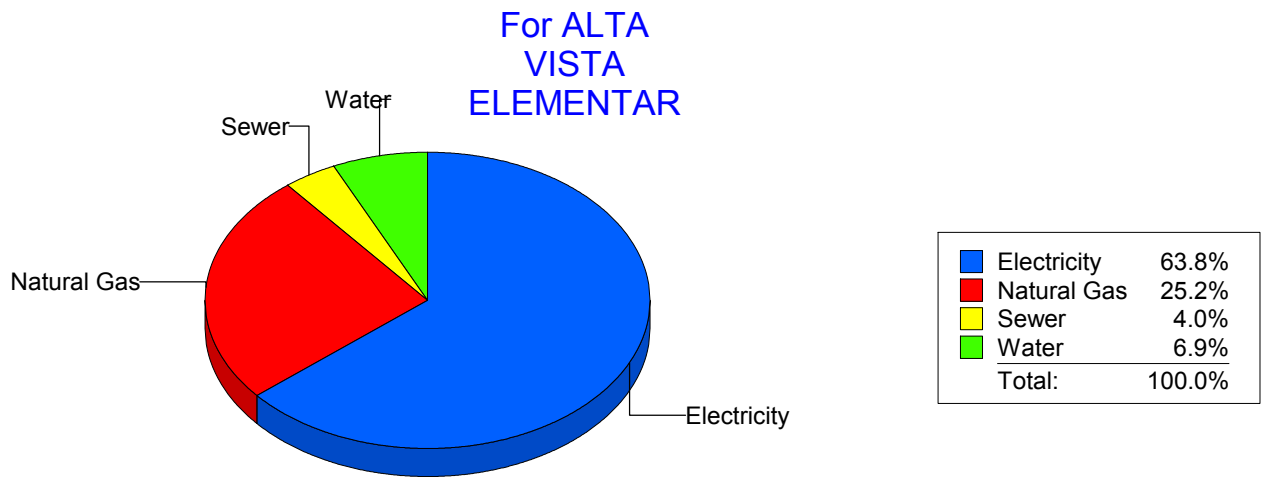
Energy CAP

Cost Avoidance Program

## Cost Summary Graph

Grouped by Energy Type

Energy Type	Use	Units	Meter Cost	Special Charges	Total Cost	Avg Unit Cost	% of Total Cost
Site: ALTA VISTA ELEMENTAR - ALTA VISTA ELEMENTAR							
Electricity	23,250	KWH	\$2,616.41	\$0.00	\$2,616.41	0.1125	63.83%
Natural Gas	1,826	CCF	\$1,033.00	\$0.00	\$1,033.00	0.5657	25.20%
Water	137	CCF	\$284.72	\$0.00	\$284.72	2.0782	6.95%
Sewer	77	CCF	\$164.98	\$0.00	\$164.98	2.1426	4.02%
Total Cost:			\$4,099.11	\$0.00	\$4,099.11		



Filters: Cost Center Name Not Equal To DoNotReport; Billing Period Equal To 201203All Meter CodesAll Group Names

# elpaso

Energy CAP

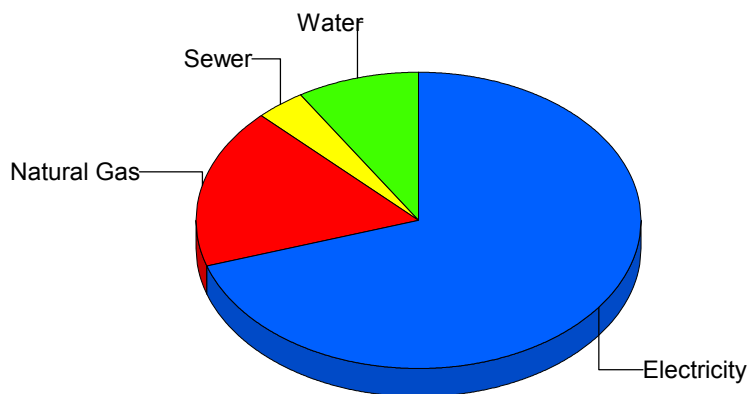
Cost Avoidance Program

## Cost Summary Graph

Grouped by Energy Type

Energy Type	Use	Units	Meter Cost	Special Charges	Total Cost	Avg Unit Cost	% of Total Cost
Site: ANDRESS HIGH SCHOOL - ANDRESS HIGH SCHOOL							
Electricity	150,477	KWH	\$17,333.33	\$0.00	\$17,333.33	0.1152	70.01%
Natural Gas	8,095	CCF	\$4,340.38	\$0.00	\$4,340.38	0.5362	17.53%
Water	1,135	CCF	\$2,195.96	\$0.00	\$2,195.96	1.9348	8.87%
Sewer	569	CCF	\$887.13	\$0.00	\$887.13	1.5591	3.58%
Total Cost:			\$24,756.80	\$0.00	\$24,756.80		

For ANDRESS  
HIGH SCHOOL



Electricity	70.0%
Natural Gas	17.5%
Sewer	3.6%
Water	8.9%
Total:	100.0%

Filters: Cost Center Name Not Equal To DoNotReport; Billing Period Equal To 201203All Meter CodesAll Group Names

# elpaso

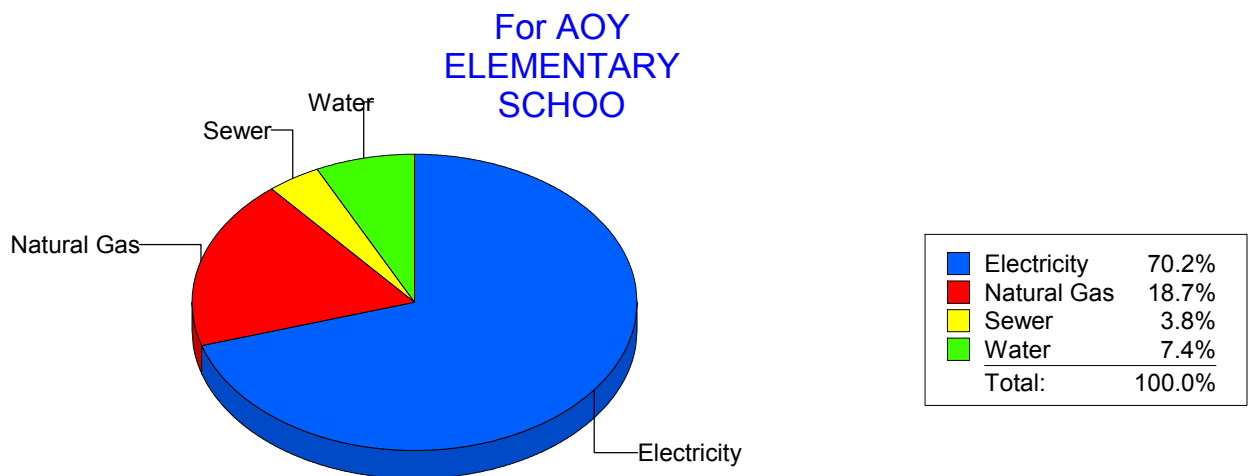
Energy CAP

Cost Avoidance Program

## Cost Summary Graph

Grouped by Energy Type

Energy Type	Use	Units	Meter Cost	Special Charges	Total Cost	Avg Unit Cost	% of Total Cost
Site: AOY ELEMENTARY SCHOO - AOY ELEMENTARY SCHOO							
Electricity	55,911	KWH	\$6,775.44	\$0.00	\$6,775.44	0.1212	70.19%
Natural Gas	3,283	CCF	\$1,803.03	\$0.00	\$1,803.03	0.5492	18.68%
Water	174	CCF	\$709.91	\$0.00	\$709.91	4.0799	7.35%
Sewer	73	CCF	\$364.90	\$0.00	\$364.90	4.9986	3.78%
Total Cost:			\$9,653.28	\$0.00	\$9,653.28		



Filters: Cost Center Name Not Equal To DoNotReport; Billing Period Equal To 201203All Meter CodesAll Group Names

# elpaso

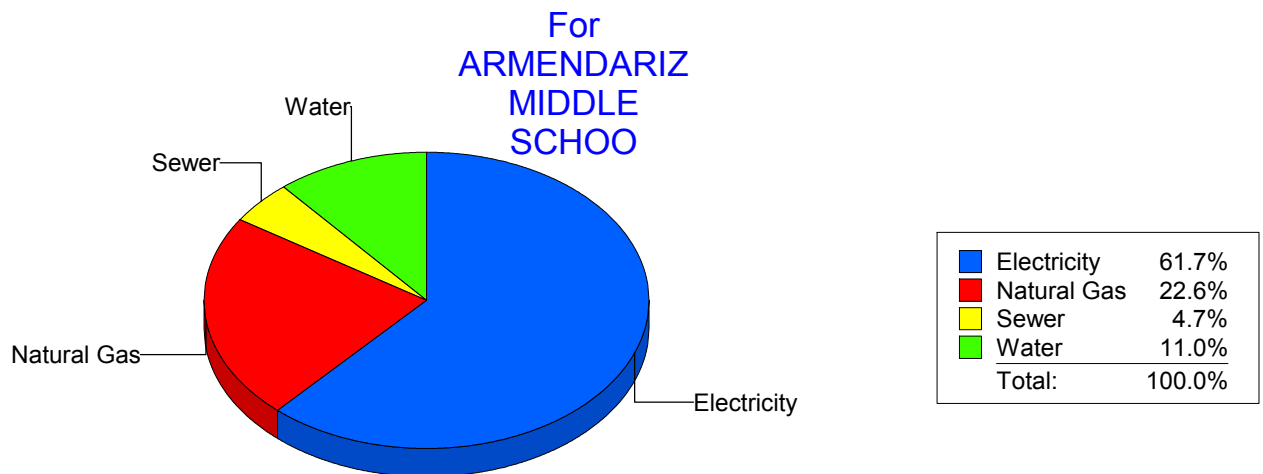
Energy CAP

Cost Avoidance Program

## Cost Summary Graph

Grouped by Energy Type

Energy Type	Use	Units	Meter Cost	Special Charges	Total Cost	Avg Unit Cost	% of Total Cost
Site: ARMENDARIZ MIDDLE SCHOO - ARMENDARIZ MIDDLE SCHOO							
Electricity	64,500	KWH	\$6,608.78	\$0.00	\$6,608.78	0.1025	61.66%
Natural Gas	4,545	CCF	\$2,426.52	\$0.00	\$2,426.52	0.5339	22.64%
Water	499	CCF	\$1,179.74	\$0.00	\$1,179.74	2.3642	11.01%
Sewer	218	CCF	\$503.89	\$0.00	\$503.89	2.3114	4.70%
Total Cost:			\$10,718.93	\$0.00	\$10,718.93		



Filters: Cost Center Name Not Equal To DoNotReport; Billing Period Equal To 201203All Meter CodesAll Group Names

# elpaso

Energy CAP

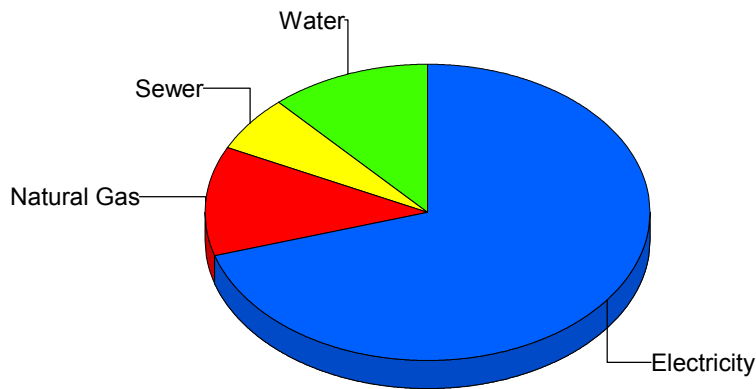
Cost Avoidance Program

## Cost Summary Graph

Grouped by Energy Type

Energy Type	Use	Units	Meter Cost	Special Charges	Total Cost	Avg Unit Cost	% of Total Cost
Site: AUSTIN HIGH SCHOOL - AUSTIN HIGH SCHOOL							
Electricity	131,239	KWH	\$14,954.25	\$0.00	\$14,954.25	0.1139	70.17%
Natural Gas	4,668	CCF	\$2,578.58	\$0.00	\$2,578.58	0.5524	12.10%
Water	925	CCF	\$2,493.33	\$0.00	\$2,493.33	2.6955	11.70%
Sewer	551	CCF	\$1,286.65	\$0.00	\$1,286.65	2.3351	6.04%
Total Cost:			\$21,312.81	\$0.00	\$21,312.81		

For AUSTIN  
HIGH SCHOOL



Electricity	70.2%
Natural Gas	12.1%
Sewer	6.0%
Water	11.7%
Total:	100.0%

Filters: Cost Center Name Not Equal To DoNotReport; Billing Period Equal To 201203All Meter CodesAll Group Names

# elpaso

Energy CAP

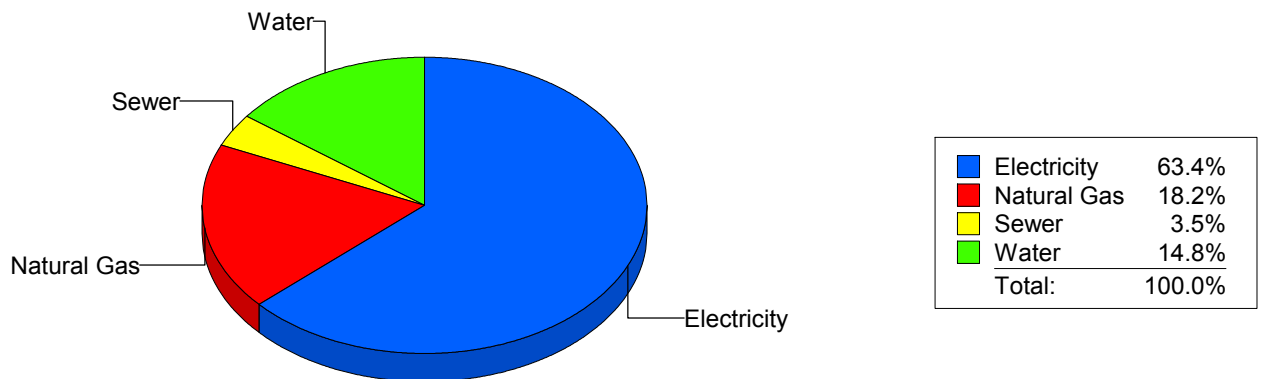
Cost Avoidance Program

## Cost Summary Graph

Grouped by Energy Type

Energy Type	Use	Units	Meter Cost	Special Charges	Total Cost	Avg Unit Cost	% of Total Cost
Site: BARRON - BARRON							
Electricity	41,756	KWH	\$5,875.80	\$0.00	\$5,875.80	0.1407	63.44%
Natural Gas	3,058	CCF	\$1,687.98	\$0.00	\$1,687.98	0.5520	18.23%
Water	244	CCF	\$1,369.03	\$0.00	\$1,369.03	5.6108	14.78%
Sewer	66	CCF	\$328.71	\$0.00	\$328.71	4.9805	3.55%
Total Cost:			\$9,261.52	\$0.00	\$9,261.52		

For BARRON



Filters: Cost Center Name Not Equal To DoNotReport; Billing Period Equal To 201203All Meter CodesAll Group Names

# elpaso

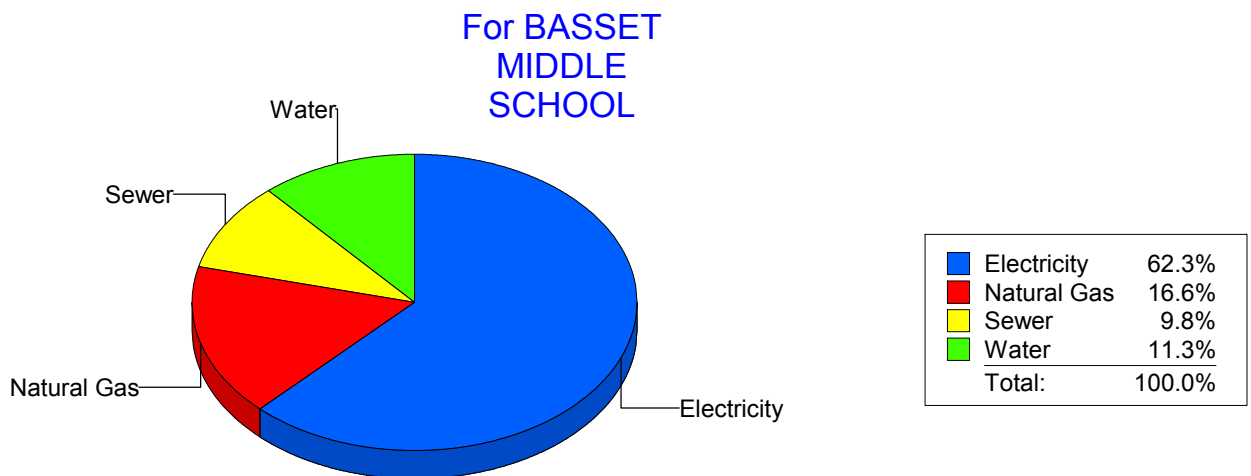
Energy CAP

Cost Avoidance Program

## Cost Summary Graph

Grouped by Energy Type

Energy Type	Use	Units	Meter Cost	Special Charges	Total Cost	Avg Unit Cost	% of Total Cost
Site: BASSET MIDDLE SCHOOL - BASSET MIDDLE SCHOOL							
Electricity	50,510	KWH	\$5,607.21	\$0.00	\$5,607.21	0.1110	62.26%
Natural Gas	2,636	CCF	\$1,496.46	\$0.00	\$1,496.46	0.5677	16.62%
Water	509	CCF	\$1,016.29	\$0.00	\$1,016.29	1.9966	11.28%
Sewer	553	CCF	\$886.17	\$0.00	\$886.17	1.6025	9.84%
Total Cost:			\$9,006.13	\$0.00	\$9,006.13		



Filters: Cost Center Name Not Equal To DoNotReport; Billing Period Equal To 201203All Meter CodesAll Group Names



# elpaso

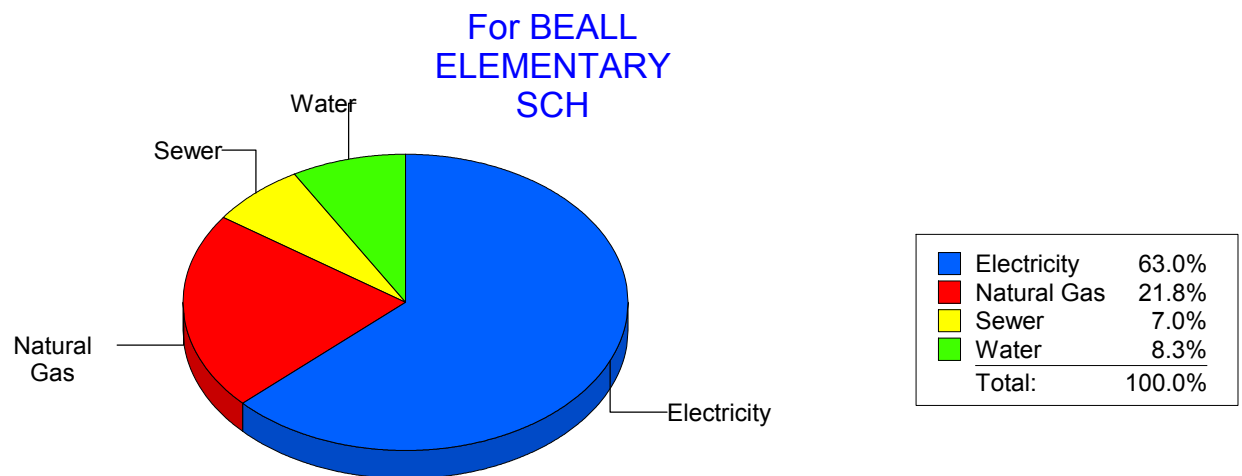
Energy CAP

Cost Avoidance Program

## Cost Summary Graph

Grouped by Energy Type

Energy Type	Use	Units	Meter Cost	Special Charges	Total Cost	Avg Unit Cost	% of Total Cost
Site: BEALL ELEMENTARY SCH - BEALL ELEMENTARY SCH							
Electricity	19,896	KWH	\$2,288.03	\$0.00	\$2,288.03	0.1150	62.98%
Natural Gas	1,370	CCF	\$790.45	\$0.00	\$790.45	0.5770	21.76%
Water	115	CCF	\$300.29	\$0.00	\$300.29	2.6112	8.27%
Sewer	86	CCF	\$254.40	\$0.00	\$254.40	2.9581	7.00%
Total Cost:			\$3,633.17	\$0.00	\$3,633.17		



Filters: Cost Center Name Not Equal To DoNotReport; Billing Period Equal To 201203All Meter CodesAll Group Names

# elpaso

Energy CAP

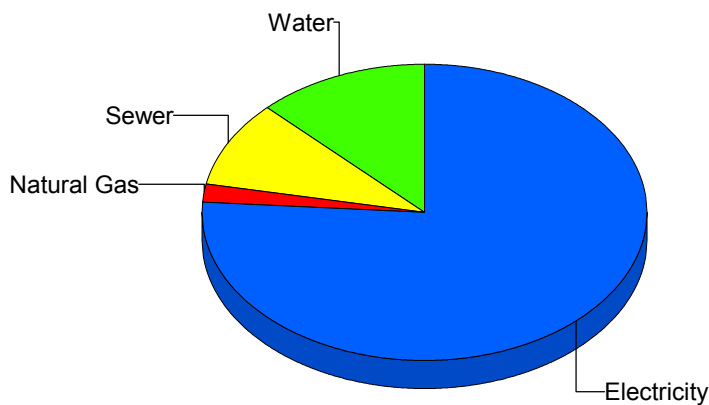
Cost Avoidance Program

## Cost Summary Graph

Grouped by Energy Type

Energy Type	Use	Units	Meter Cost	Special Charges	Total Cost	Avg Unit Cost	% of Total Cost
Site: BLISS ELEMENTARY - BLISS ELEMENTARY							
Electricity	21,892	KWH	\$2,439.53	\$0.00	\$2,439.53	0.1114	76.23%
Natural Gas	89	CCF	\$61.34	\$0.00	\$61.34	0.6892	1.92%
Water	183	CCF	\$401.61	\$0.00	\$401.61	2.1946	12.55%
Sewer	119	CCF	\$297.63	\$0.00	\$297.63	2.5011	9.30%
Total Cost:			\$3,200.11	\$0.00	\$3,200.11		

For BLISS  
ELEMENTARY



Electricity	76.2%
Natural Gas	1.9%
Sewer	9.3%
Water	12.5%
Total:	100.0%

Filters: Cost Center Name Not Equal To DoNotReport; Billing Period Equal To 201203All Meter CodesAll Group Names

# elpaso

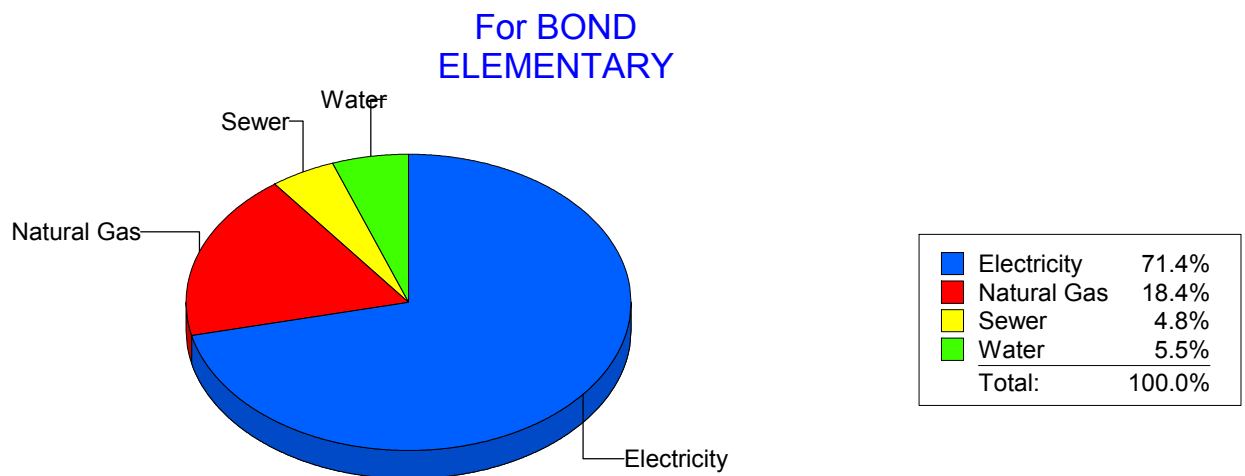
Energy CAP

Cost Avoidance Program

## Cost Summary Graph

Grouped by Energy Type

Energy Type	Use	Units	Meter Cost	Special Charges	Total Cost	Avg Unit Cost	% of Total Cost
Site: BOND - BOND ELEMENTARY							
Electricity	27,670	KWH	\$3,648.46	\$0.00	\$3,648.46	0.1319	71.38%
Natural Gas	1,645	CCF	\$938.20	\$0.00	\$938.20	0.5703	18.36%
Water	101	CCF	\$279.43	\$0.00	\$279.43	2.7666	5.47%
Sewer	79	CCF	\$245.23	\$0.00	\$245.23	3.1042	4.80%
Total Cost:			\$5,111.32	\$0.00	\$5,111.32		



Filters: Cost Center Name Not Equal To DoNotReport; Billing Period Equal To 201203All Meter CodesAll Group Names

**elpaso**

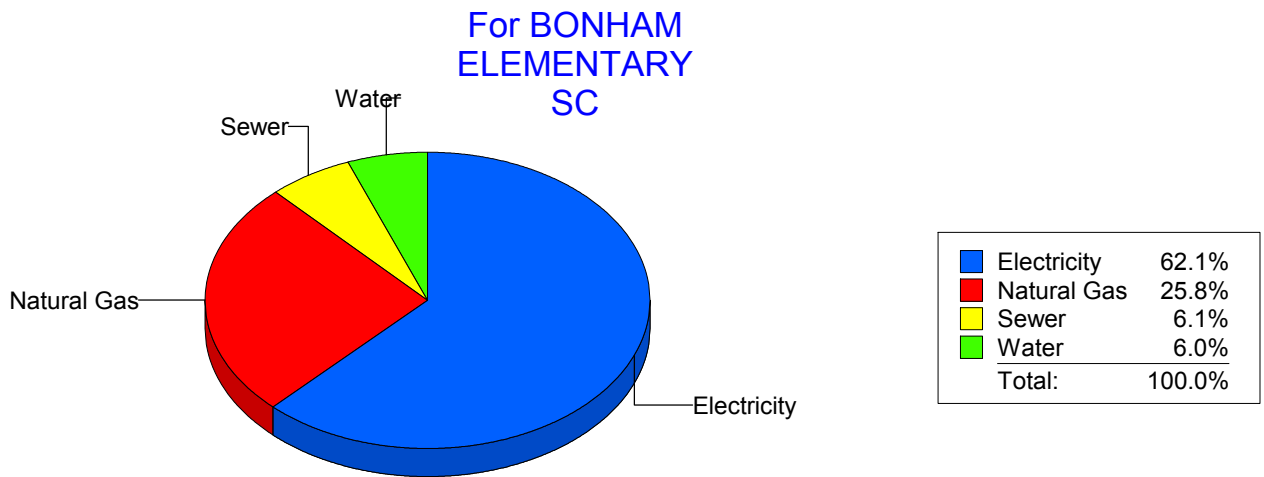
Energy CAP

Cost Avoidance Program

**Cost Summary Graph**

Grouped by Energy Type

Energy Type	Use	Units	Meter Cost	Special Charges	Total Cost	Avg Unit Cost	% of Total Cost
Site: BONHAM ELEMENTARY SC - BONHAM ELEMENTARY SC							
Electricity	20,608	KWH	\$3,199.55	\$0.00	\$3,199.55	0.1553	62.13%
Natural Gas	2,374	CCF	\$1,329.42	\$0.00	\$1,329.42	0.5600	25.81%
Water	126	CCF	\$306.85	\$0.00	\$306.85	2.4353	5.96%
Sewer	144	CCF	\$314.12	\$0.00	\$314.12	2.1814	6.10%
Total Cost:			\$5,149.94	\$0.00	\$5,149.94		



Filters: Cost Center Name Not Equal To DoNotReport; Billing Period Equal To 201203All Meter CodesAll Group Names

# elpaso

Energy CAP

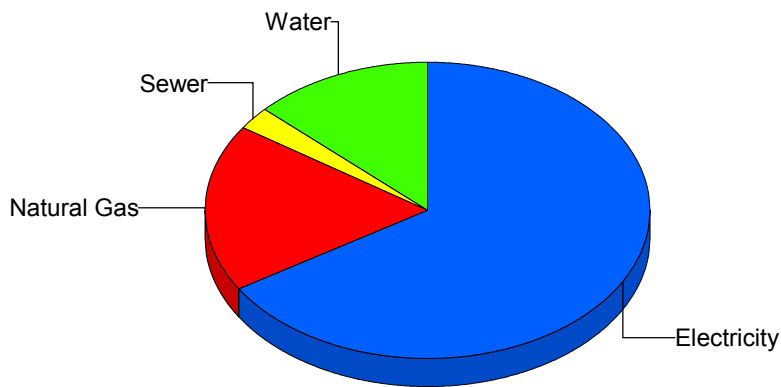
Cost Avoidance Program

## Cost Summary Graph

Grouped by Energy Type

Energy Type	Use	Units	Meter Cost	Special Charges	Total Cost	Avg Unit Cost	% of Total Cost
Site: BOWIE HIGH SCHOOL - BOWIE HIGH SCHOOL							
Electricity	243,241	KWH	\$23,099.09	\$0.00	\$23,099.09	0.0950	65.99%
Natural Gas	12,202	CCF	\$6,446.17	\$0.00	\$6,446.17	0.5283	18.42%
Water	3,318	CCF	\$4,607.80	\$0.00	\$4,607.80	1.3887	13.16%
Sewer	325	CCF	\$849.91	\$0.00	\$849.91	2.6151	2.43%
Total Cost:			\$35,002.97	\$0.00	\$35,002.97		

For BOWIE  
HIGH SCHOOL



Electricity	66.0%
Natural Gas	18.4%
Sewer	2.4%
Water	13.2%
Total:	100.0%

Filters: Cost Center Name Not Equal To DoNotReport; Billing Period Equal To 201203All Meter CodesAll Group Names

# elpaso

Energy CAP

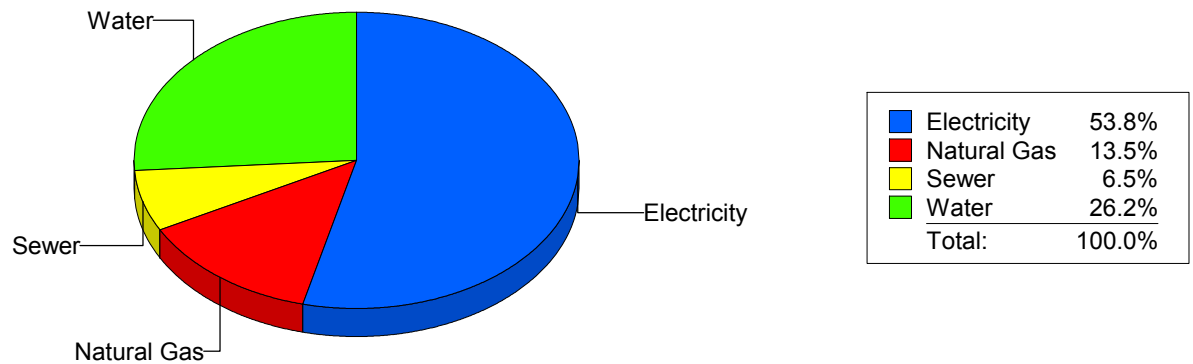
Cost Avoidance Program

## Cost Summary Graph

Grouped by Energy Type

Energy Type	Use	Units	Meter Cost	Special Charges	Total Cost	Avg Unit Cost	% of Total Cost
Site: BRADLEY ELEMENTARY - BRADLEY ELEMENTARY							
Electricity	25,000	KWH	\$2,909.26	\$0.00	\$2,909.26	0.1164	53.77%
Natural Gas	1,314	CCF	\$731.38	\$0.00	\$731.38	0.5566	13.52%
Water	395	CCF	\$1,418.91	\$0.00	\$1,418.91	3.5922	26.23%
Sewer	101	CCF	\$350.62	\$0.00	\$350.62	3.4715	6.48%
Total Cost:			\$5,410.17	\$0.00	\$5,410.17		

For BRADLEY  
ELEMENTARY



Filters: Cost Center Name Not Equal To DoNotReport; Billing Period Equal To 201203All Meter CodesAll Group Names

# el Paso

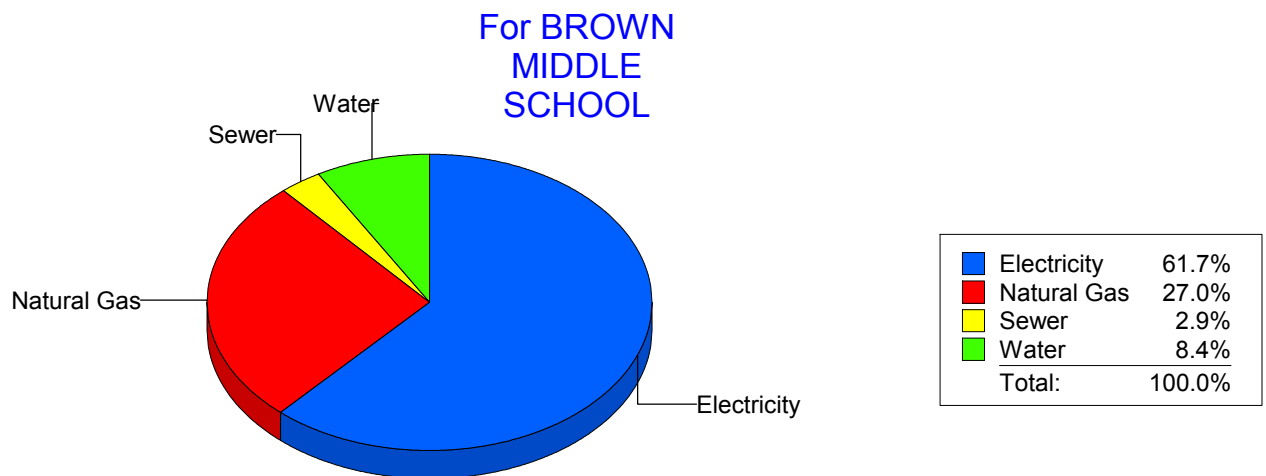
Energy CAP

Cost Avoidance Program

## Cost Summary Graph

Grouped by Energy Type

Energy Type	Use	Units	Meter Cost	Special Charges	Total Cost	Avg Unit Cost	% of Total Cost
Site: BROWN MIDDLE SCHOOL - BROWN MIDDLE SCHOOL							
Electricity	102,200	KWH	\$9,139.78	\$0.00	\$9,139.78	0.0894	61.67%
Natural Gas	7,586	CCF	\$4,005.78	\$0.00	\$4,005.78	0.5280	27.03%
Water	445	CCF	\$1,241.49	\$0.00	\$1,241.49	2.7899	8.38%
Sewer	165	CCF	\$434.46	\$0.00	\$434.46	2.6331	2.93%
Total Cost:			\$14,821.51	\$0.00	\$14,821.51		



Filters: Cost Center Name Not Equal To DoNotReport; Billing Period Equal To 201203All Meter CodesAll Group Names

# elpaso

Energy CAP

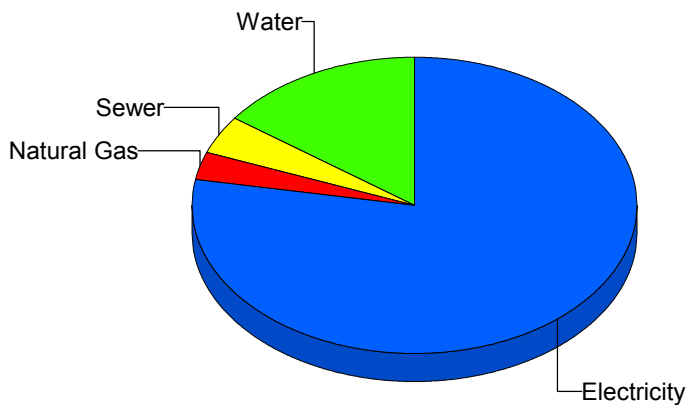
Cost Avoidance Program

## Cost Summary Graph

Grouped by Energy Type

Energy Type	Use	Units	Meter Cost	Special Charges	Total Cost	Avg Unit Cost	% of Total Cost
Site: BURGESS HIGH SCHOOL - BURGESS HIGH SCHOOL							
Electricity	102,097	KWH	\$10,968.73	\$0.00	\$10,968.73	0.1074	77.83%
Natural Gas	580	CCF	\$406.73	\$0.00	\$406.73	0.7013	2.89%
Water	584	CCF	\$2,103.19	\$0.00	\$2,103.19	3.6014	14.92%
Sewer	194	CCF	\$614.19	\$0.00	\$614.19	3.1659	4.36%
Total Cost:			\$14,092.84	\$0.00	\$14,092.84		

For BURGESS  
HIGH SCHOOL



Electricity	77.8%
Natural Gas	2.9%
Sewer	4.4%
Water	14.9%
Total:	100.0%

Filters: Cost Center Name Not Equal To DoNotReport; Billing Period Equal To 201203All Meter CodesAll Group Names



**elpaso**

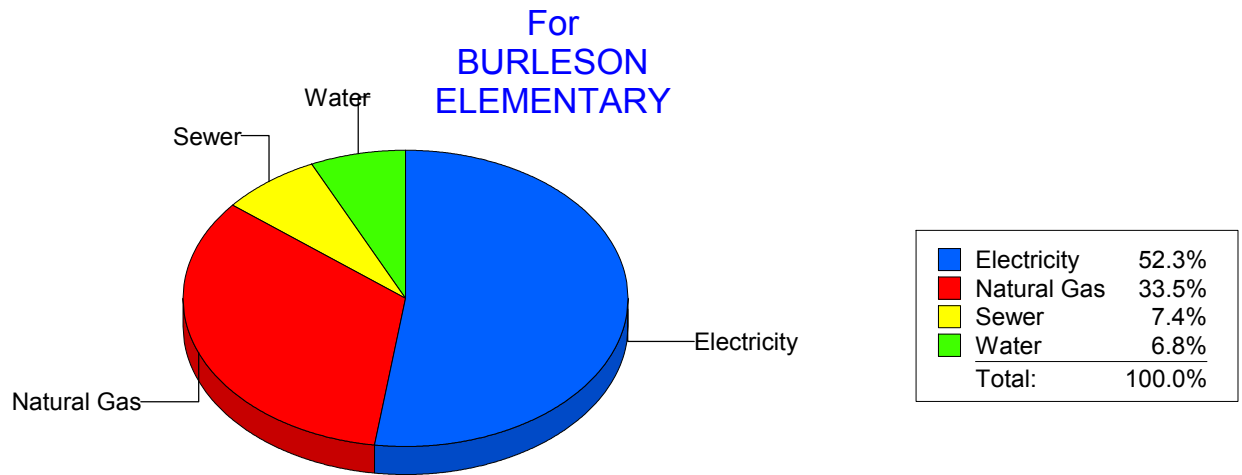
Energy CAP

Cost Avoidance Program

**Cost Summary Graph**

Grouped by Energy Type

Energy Type	Use	Units	Meter Cost	Special Charges	Total Cost	Avg Unit Cost	% of Total Cost
Site: BURLESON ELEMENTARY - BURLESON ELEMENTARY							
Electricity	21,669	KWH	\$2,446.21	\$0.00	\$2,446.21	0.1129	52.30%
Natural Gas	2,695	CCF	\$1,565.97	\$0.00	\$1,565.97	0.5811	33.48%
Water	142	CCF	\$319.40	\$0.00	\$319.40	2.2493	6.83%
Sewer	166	CCF	\$345.68	\$0.00	\$345.68	2.0824	7.39%
Total Cost:			\$4,677.26	\$0.00	\$4,677.26		



Filters: Cost Center Name Not Equal To DoNotReport; Billing Period Equal To 201203All Meter CodesAll Group Names

# el Paso

Energy CAP

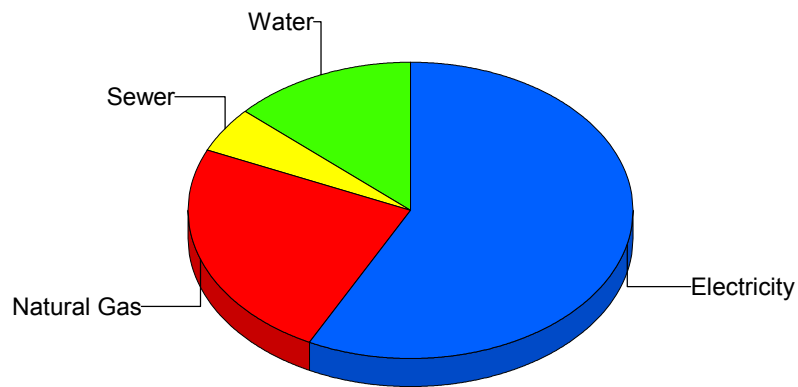
Cost Avoidance Program

## Cost Summary Graph

Grouped by Energy Type

Energy Type	Use	Units	Meter Cost	Special Charges	Total Cost	Avg Unit Cost	% of Total Cost
Site: BURNET ELEMENTARY - BURNET ELEMENTARY							
Electricity	22,325	KWH	\$2,978.18	\$0.00	\$2,978.18	0.1334	57.50%
Natural Gas	2,192	CCF	\$1,258.82	\$0.00	\$1,258.82	0.5743	24.30%
Water	253	CCF	\$684.88	\$0.00	\$684.88	2.7070	13.22%
Sewer	99	CCF	\$257.91	\$0.00	\$257.91	2.6052	4.98%
Total Cost:			\$5,179.79	\$0.00	\$5,179.79		

For BURNET  
ELEMENTARY



Filters: Cost Center Name Not Equal To DoNotReport; Billing Period Equal To 201203All Meter CodesAll Group Names

# elpaso

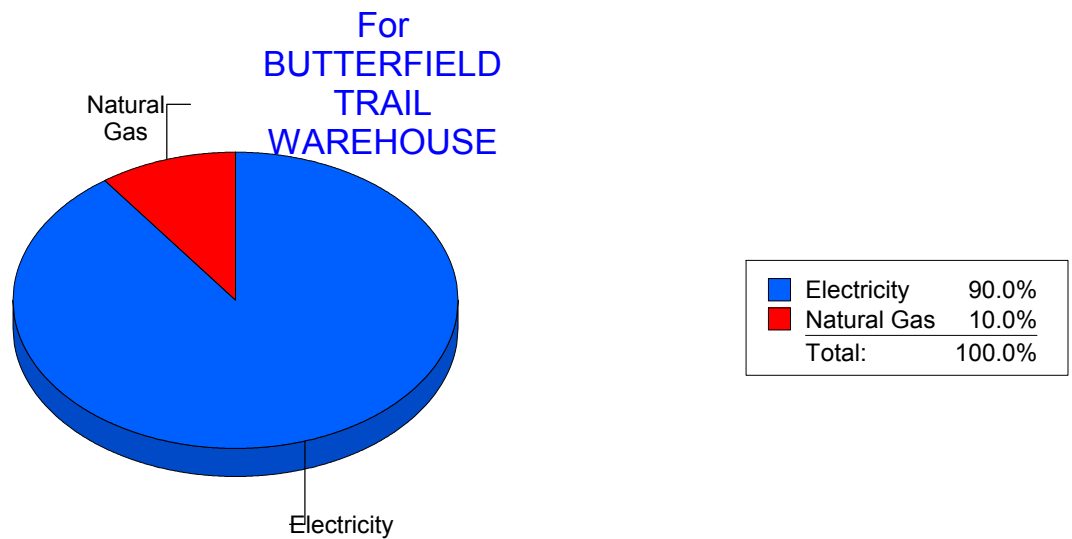
Energy CAP

Cost Avoidance Program

## Cost Summary Graph

Grouped by Energy Type

Energy Type	Use	Units	Meter Cost	Special Charges	Total Cost	Avg Unit Cost	% of Total Cost
Site: BUTTERFIELDTRAILWAREHOUSE - BUTTERFIELD TRAIL WAREHOUSE							
Electricity	3,300	KWH	\$363.11	\$0.00	\$363.11	0.1100	89.97%
Natural Gas	8	CCF	\$40.49	\$0.00	\$40.49	5.0613	10.03%
Total Cost:			\$403.60	\$0.00	\$403.60		



Filters: Cost Center Name Not Equal To DoNotReport; Billing Period Equal To 201203All Meter CodesAll Group Names

# elpaso

Energy CAP

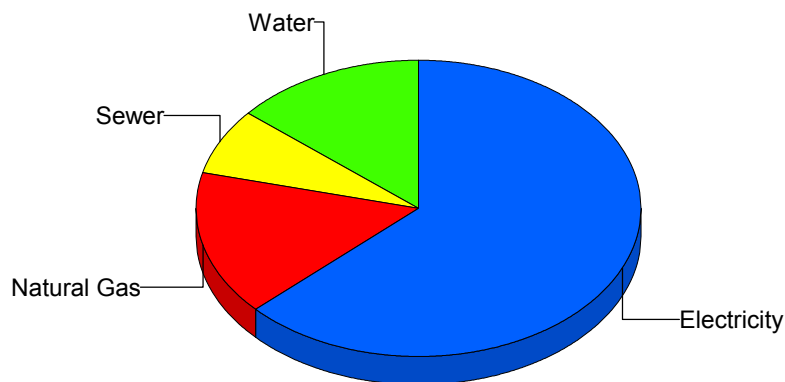
Cost Avoidance Program

## Cost Summary Graph

Grouped by Energy Type

Energy Type	Use	Units	Meter Cost	Special Charges	Total Cost	Avg Unit Cost	% of Total Cost
Site: CANYON HILLS MIDDLE - CANYON HILLS MIDDLE							
Electricity	56,790	KWH	\$6,265.82	\$0.00	\$6,265.82	0.1103	63.16%
Natural Gas	2,815	CCF	\$1,561.93	\$0.00	\$1,561.93	0.5549	15.75%
Water	471	CCF	\$1,391.10	\$0.00	\$1,391.10	2.9535	14.02%
Sewer	202	CCF	\$701.24	\$0.00	\$701.24	3.4715	7.07%
Total Cost:			\$9,920.09	\$0.00	\$9,920.09		

For CANYON  
HILLS MIDDLE



Electricity	63.2%
Natural Gas	15.7%
Sewer	7.1%
Water	14.0%
Total:	100.0%

Filters: Cost Center Name Not Equal To DoNotReport; Billing Period Equal To 201203All Meter CodesAll Group Names

# elpaso

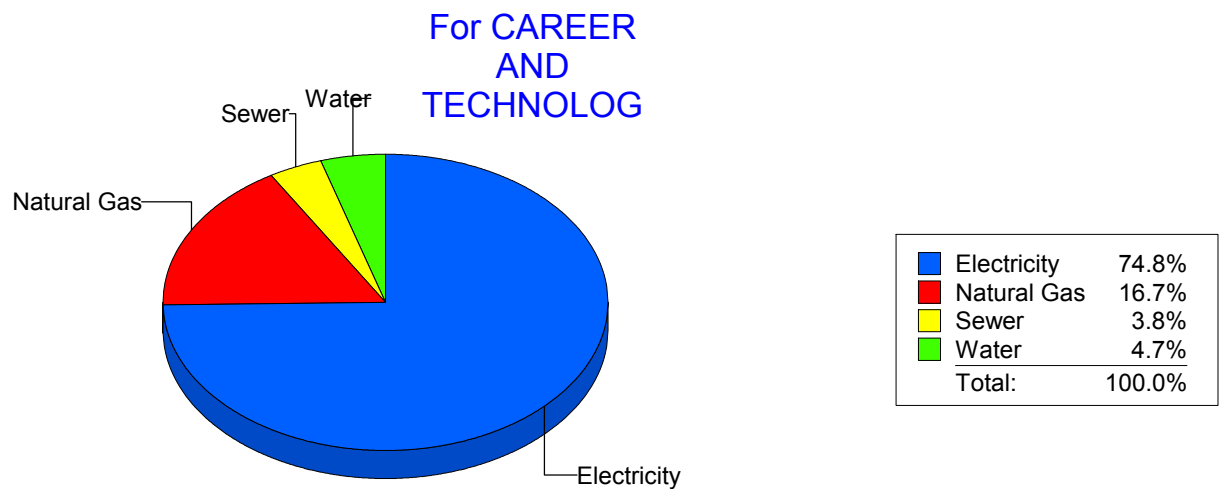
Energy CAP

Cost Avoidance Program

## Cost Summary Graph

Grouped by Energy Type

Energy Type	Use	Units	Meter Cost	Special Charges	Total Cost	Avg Unit Cost	% of Total Cost
Site: CAREER AND TECHNOLOG - CAREER AND TECHNOLOG							
Electricity	79,904	KWH	\$8,750.62	\$0.00	\$8,750.62	0.1095	74.76%
Natural Gas	3,641	CCF	\$1,957.06	\$0.00	\$1,957.06	0.5375	16.72%
Water	240	CCF	\$552.60	\$0.00	\$552.60	2.3025	4.72%
Sewer	192	CCF	\$444.22	\$0.00	\$444.22	2.3136	3.80%
Total Cost:			\$11,704.50	\$0.00	\$11,704.50		



Filters: Cost Center Name Not Equal To DoNotReport; Billing Period Equal To 201203All Meter CodesAll Group Names

# elpaso

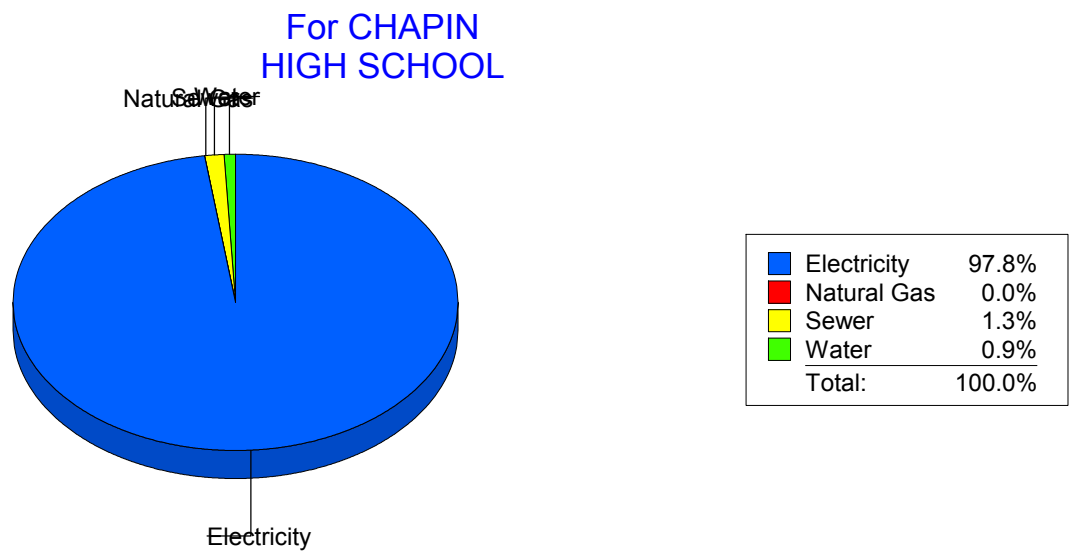
Energy CAP

Cost Avoidance Program

## Cost Summary Graph

Grouped by Energy Type

Energy Type	Use	Units	Meter Cost	Special Charges	Total Cost	Avg Unit Cost	% of Total Cost
Site: CHAPIN HIGH SCHOOL - CHAPIN HIGH SCHOOL							
Electricity	196,588	KWH	\$21,423.73	\$0.00	\$21,423.73	0.1090	97.83%
Natural Gas	6	CCF	\$4.14	\$0.00	\$4.14	0.6900	0.02%
Water	168	CCF	\$195.22	\$0.00	\$195.22	1.1620	0.89%
Sewer	151	CCF	\$274.86	\$0.00	\$274.86	1.8203	1.26%
Total Cost:			\$21,897.95	\$0.00	\$21,897.95		



Filters: Cost Center Name Not Equal To DoNotReport; Billing Period Equal To 201203All Meter CodesAll Group Names

# elpaso

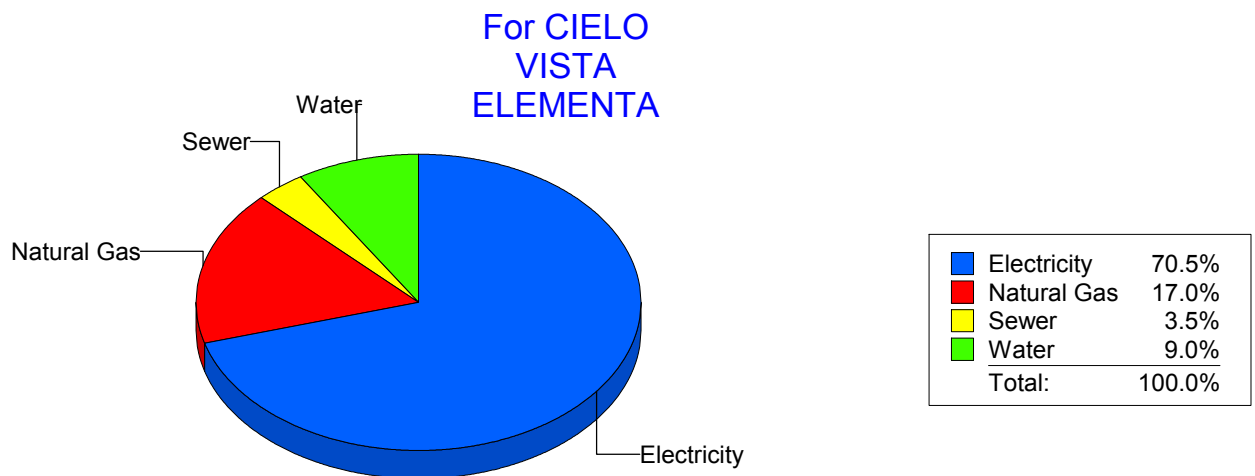
Energy CAP

Cost Avoidance Program

## Cost Summary Graph

Grouped by Energy Type

Energy Type	Use	Units	Meter Cost	Special Charges	Total Cost	Avg Unit Cost	% of Total Cost
Site: CIELO VISTA ELEMENTA - CIELO VISTA ELEMENTA							
Electricity	35,620	KWH	\$5,089.10	\$0.00	\$5,089.10	0.1429	70.52%
Natural Gas	2,177	CCF	\$1,223.35	\$0.00	\$1,223.35	0.5619	16.95%
Water	204	CCF	\$648.84	\$0.00	\$648.84	3.1806	8.99%
Sewer	87	CCF	\$255.71	\$0.00	\$255.71	2.9392	3.54%
Total Cost:			\$7,217.00	\$0.00	\$7,217.00		



Filters: Cost Center Name Not Equal To DoNotReport; Billing Period Equal To 201203All Meter CodesAll Group Names

# elpaso

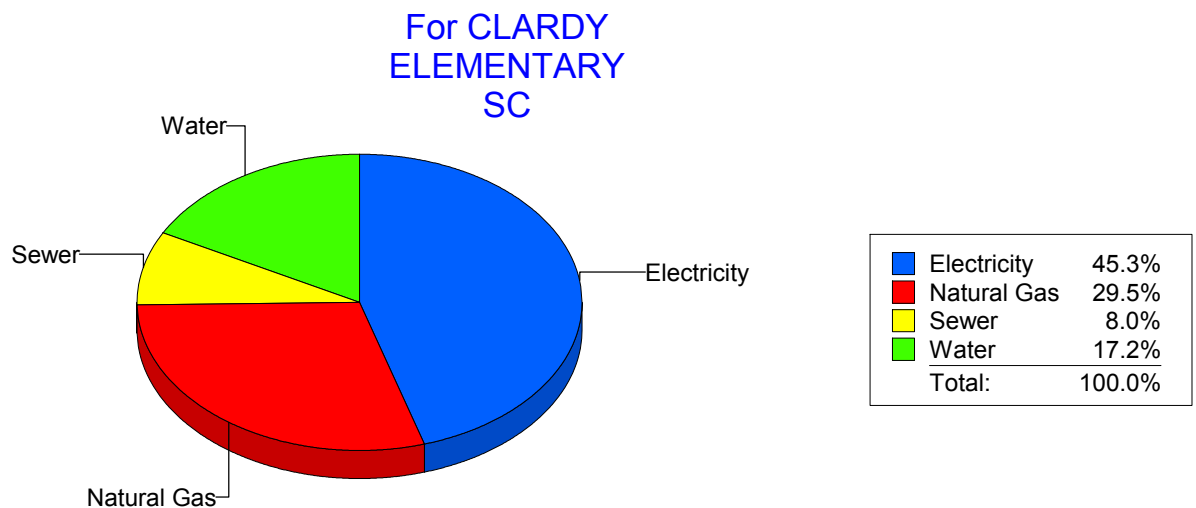
Energy CAP

Cost Avoidance Program

## Cost Summary Graph

Grouped by Energy Type

Energy Type	Use	Units	Meter Cost	Special Charges	Total Cost	Avg Unit Cost	% of Total Cost
Site: CLARDY ELEMENTARY SC - CLARDY ELEMENTARY SC							
Electricity	24,690	KWH	\$3,023.15	\$0.00	\$3,023.15	0.1224	45.26%
Natural Gas	3,605	CCF	\$1,971.14	\$0.00	\$1,971.14	0.5468	29.51%
Water	512	CCF	\$1,151.30	\$0.00	\$1,151.30	2.2486	17.24%
Sewer	250	CCF	\$533.35	\$0.00	\$533.35	2.1334	7.99%
Total Cost:			\$6,678.94	\$0.00	\$6,678.94		



Filters: Cost Center Name Not Equal To DoNotReport; Billing Period Equal To 201203All Meter CodesAll Group Names



# elpaso

Energy CAP

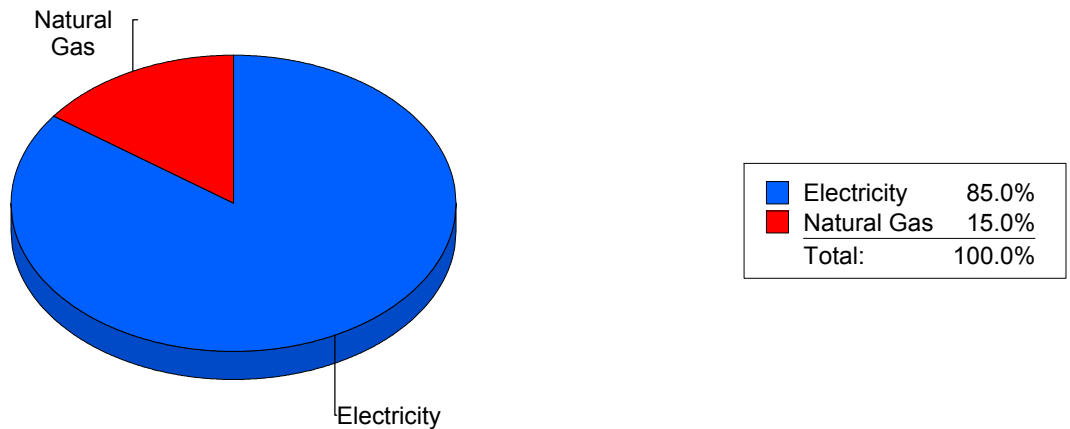
Cost Avoidance Program

## Cost Summary Graph

Grouped by Energy Type

Energy Type	Use	Units	Meter Cost	Special Charges	Total Cost	Avg Unit Cost	% of Total Cost
Site: CLENDININ - CLENDININ							
Electricity	37,750	KWH	\$5,127.56	\$0.00	\$5,127.56	0.1358	85.00%
Natural Gas	1,641	CCF	\$904.55	\$0.00	\$904.55	0.5512	15.00%
Total Cost:			\$6,032.11	\$0.00	\$6,032.11		

For CLENDININ



Filters: Cost Center Name Not Equal To DoNotReport; Billing Period Equal To 201203All Meter CodesAll Group Names

# elpaso

Energy CAP

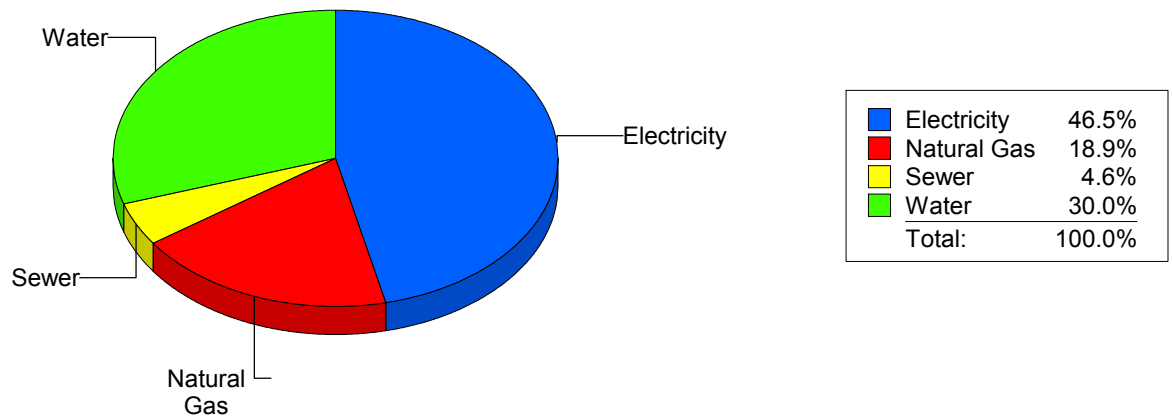
Cost Avoidance Program

## Cost Summary Graph

Grouped by Energy Type

Energy Type	Use	Units	Meter Cost	Special Charges	Total Cost	Avg Unit Cost	% of Total Cost
Site: COLDWELL INTERMEDIAT - COLDWELL INTERMEDIAT							
Electricity	27,439	KWH	\$2,965.69	\$0.00	\$2,965.69	0.1081	46.49%
Natural Gas	2,092	CCF	\$1,207.55	\$0.00	\$1,207.55	0.5772	18.93%
Water	408	CCF	\$1,914.62	\$0.00	\$1,914.62	4.6927	30.01%
Sewer	86	CCF	\$291.84	\$0.00	\$291.84	3.3935	4.57%
Total Cost:			\$6,379.70	\$0.00	\$6,379.70		

For  
COLDWELL  
INTERMEDIAT



Filters: Cost Center Name Not Equal To DoNotReport; Billing Period Equal To 201203All Meter CodesAll Group Names

# elpaso

Energy CAP

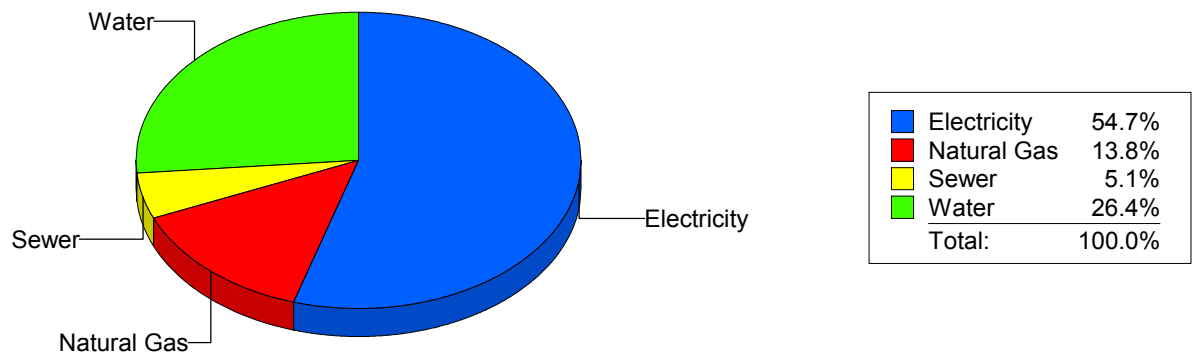
Cost Avoidance Program

## Cost Summary Graph

Grouped by Energy Type

Energy Type	Use	Units	Meter Cost	Special Charges	Total Cost	Avg Unit Cost	% of Total Cost
Site: COLLINS ELEMENTARY - COLLINS ELEMENTARY							
Electricity	38,670	KWH	\$4,708.51	\$0.00	\$4,708.51	0.1218	54.65%
Natural Gas	2,121	CCF	\$1,191.12	\$0.00	\$1,191.12	0.5616	13.83%
Water	626	CCF	\$2,275.59	\$0.00	\$2,275.59	3.6351	26.41%
Sewer	228	CCF	\$440.42	\$0.00	\$440.42	1.9317	5.11%
Total Cost:			\$8,615.64	\$0.00	\$8,615.64		

For COLLINS  
ELEMENTARY



Filters: Cost Center Name Not Equal To DoNotReport; Billing Period Equal To 201203All Meter CodesAll Group Names

# elpaso

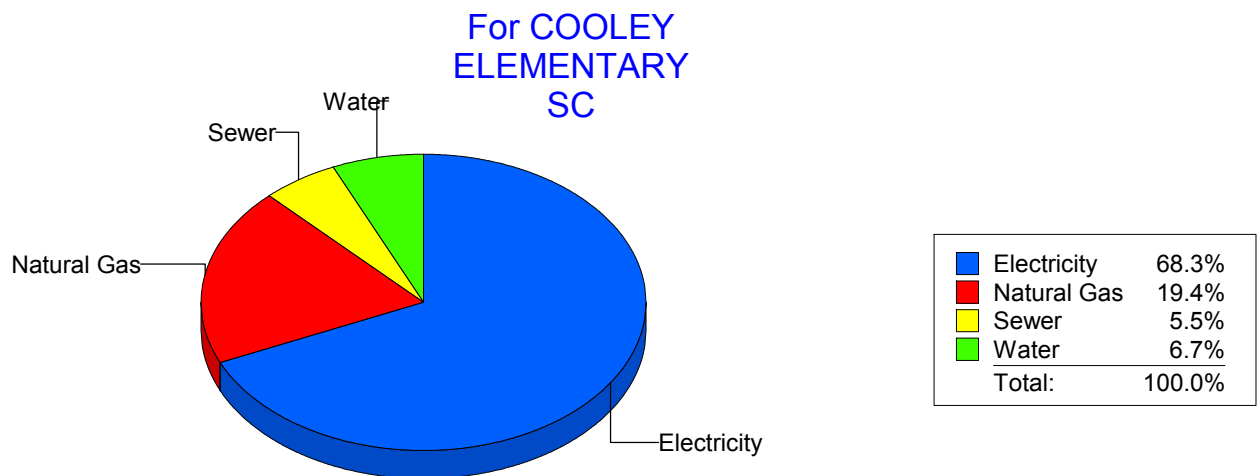
Energy CAP

Cost Avoidance Program

## Cost Summary Graph

Grouped by Energy Type

Energy Type	Use	Units	Meter Cost	Special Charges	Total Cost	Avg Unit Cost	% of Total Cost
Site: COOLEY ELEMENTARY SC - COOLEY ELEMENTARY SC							
Electricity	77,800	KWH	\$7,163.11	\$0.00	\$7,163.11	0.0921	68.27%
Natural Gas	3,727	CCF	\$2,038.79	\$0.00	\$2,038.79	0.5470	19.43%
Water	208	CCF	\$708.13	\$0.00	\$708.13	3.4045	6.75%
Sewer	150	CCF	\$581.53	\$0.00	\$581.53	3.8769	5.54%
Total Cost:			\$10,491.56	\$0.00	\$10,491.56		



Filters: Cost Center Name Not Equal To DoNotReport; Billing Period Equal To 201203All Meter CodesAll Group Names

# elpaso

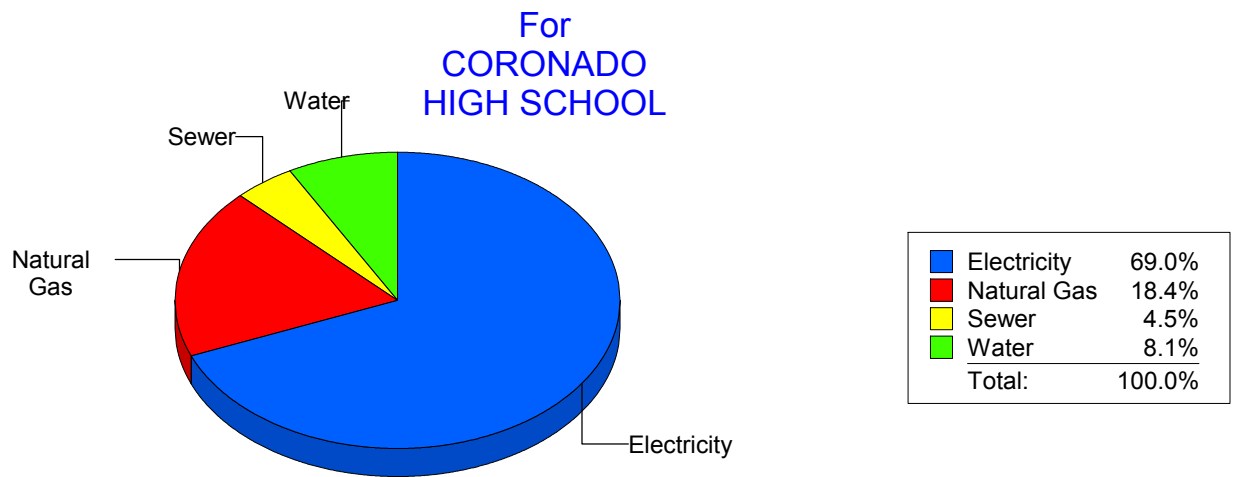
Energy CAP

Cost Avoidance Program

## Cost Summary Graph

Grouped by Energy Type

Energy Type	Use	Units	Meter Cost	Special Charges	Total Cost	Avg Unit Cost	% of Total Cost
Site: CORONADO HIGH SCHOOL - CORONADO HIGH SCHOOL							
Electricity	244,876	KWH	\$23,002.52	\$0.00	\$23,002.52	0.0939	68.96%
Natural Gas	11,581	CCF	\$6,146.79	\$0.00	\$6,146.79	0.5308	18.43%
Water	1,813	CCF	\$2,712.80	\$0.00	\$2,712.80	1.4963	8.13%
Sewer	909	CCF	\$1,494.03	\$0.00	\$1,494.03	1.6436	4.48%
Total Cost:			\$33,356.14	\$0.00	\$33,356.14		



Filters: Cost Center Name Not Equal To DoNotReport; Billing Period Equal To 201203All Meter CodesAll Group Names

# elpaso

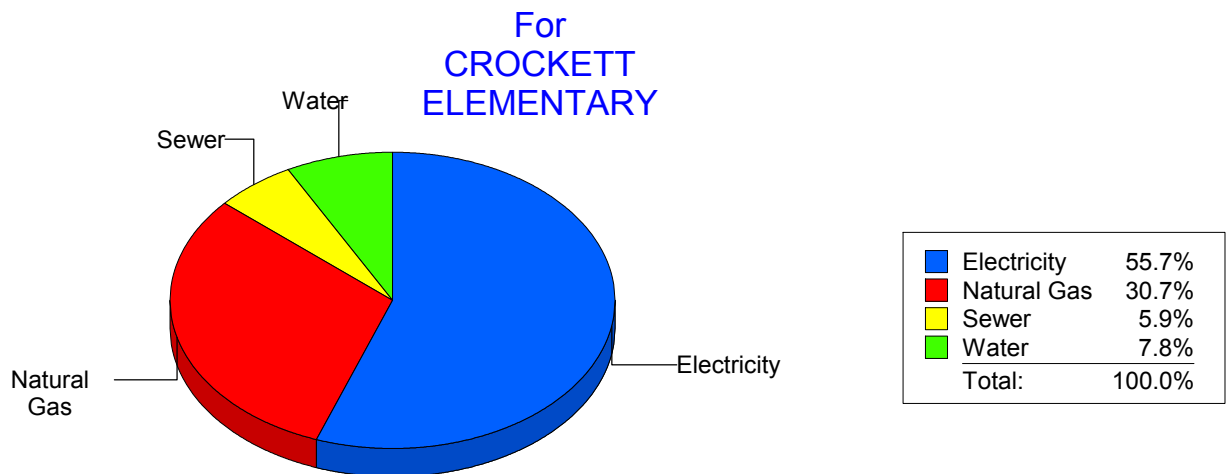
Energy CAP

Cost Avoidance Program

## Cost Summary Graph

Grouped by Energy Type

Energy Type	Use	Units	Meter Cost	Special Charges	Total Cost	Avg Unit Cost	% of Total Cost
Site: CROCKETT - CROCKETT ELEMENTARY							
Electricity	25,800	KWH	\$2,793.53	\$0.00	\$2,793.53	0.1083	55.66%
Natural Gas	2,839	CCF	\$1,538.93	\$0.00	\$1,538.93	0.5421	30.67%
Water	146	CCF	\$390.14	\$0.00	\$390.14	2.6722	7.77%
Sewer	128	CCF	\$295.90	\$0.00	\$295.90	2.3117	5.90%
Total Cost:			\$5,018.50	\$0.00	\$5,018.50		



Filters: Cost Center Name Not Equal To DoNotReport; Billing Period Equal To 201203All Meter CodesAll Group Names

# elpaso

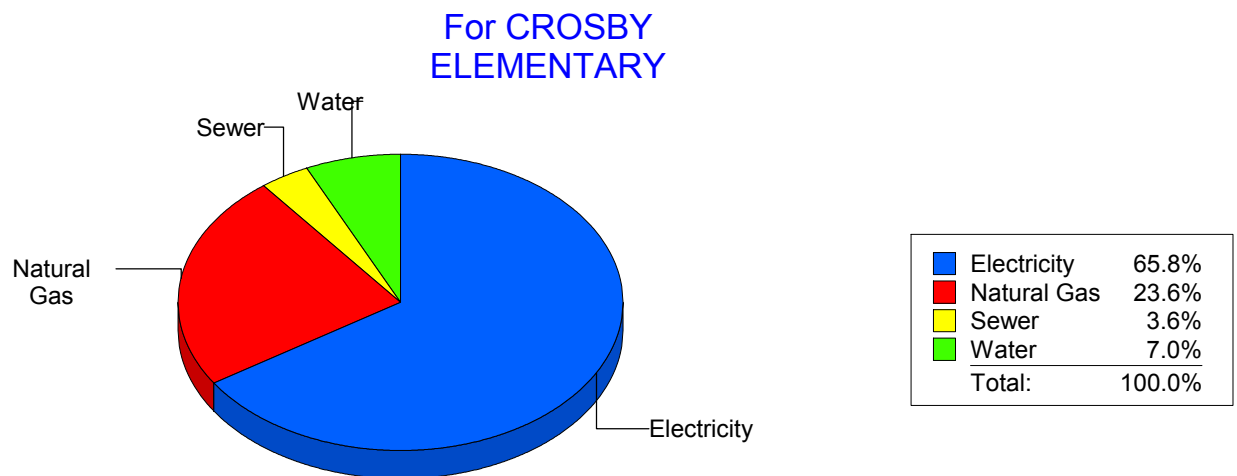
Energy CAP

Cost Avoidance Program

## Cost Summary Graph

Grouped by Energy Type

Energy Type	Use	Units	Meter Cost	Special Charges	Total Cost	Avg Unit Cost	% of Total Cost
Site: CROSBY ELEMENTARY - CROSBY ELEMENTARY							
Electricity	29,200	KWH	\$3,200.07	\$0.00	\$3,200.07	0.1096	65.83%
Natural Gas	2,028	CCF	\$1,144.78	\$0.00	\$1,144.78	0.5645	23.55%
Water	143	CCF	\$342.09	\$0.00	\$342.09	2.3922	7.04%
Sewer	90	CCF	\$174.12	\$0.00	\$174.12	1.9347	3.58%
Total Cost:			\$4,861.06	\$0.00	\$4,861.06		



Filters: Cost Center Name Not Equal To DoNotReport; Billing Period Equal To 201203All Meter CodesAll Group Names

# elpaso

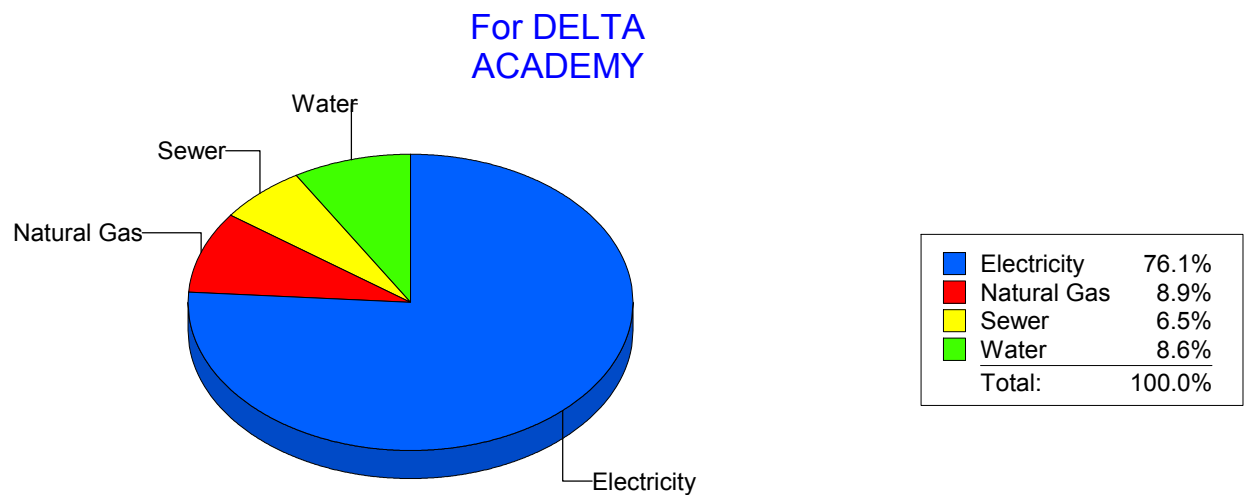
Energy CAP

Cost Avoidance Program

## Cost Summary Graph

Grouped by Energy Type

Energy Type	Use	Units	Meter Cost	Special Charges	Total Cost	Avg Unit Cost	% of Total Cost
Site: DELTA ACADEMY - DELTA ACADEMY							
Electricity	4,784	KWH	\$362.54	\$0.00	\$362.54	0.0758	76.06%
Natural Gas	78	CCF	\$42.28	\$0.00	\$42.28	0.5421	8.87%
Water	13	CCF	\$41.00	\$0.00	\$41.00	3.1538	8.60%
Sewer	10	CCF	\$30.85	\$0.00	\$30.85	3.0850	6.47%
Total Cost:			\$476.67	\$0.00	\$476.67		



Filters: Cost Center Name Not Equal To DoNotReport; Billing Period Equal To 201203All Meter CodesAll Group Names



# elpaso

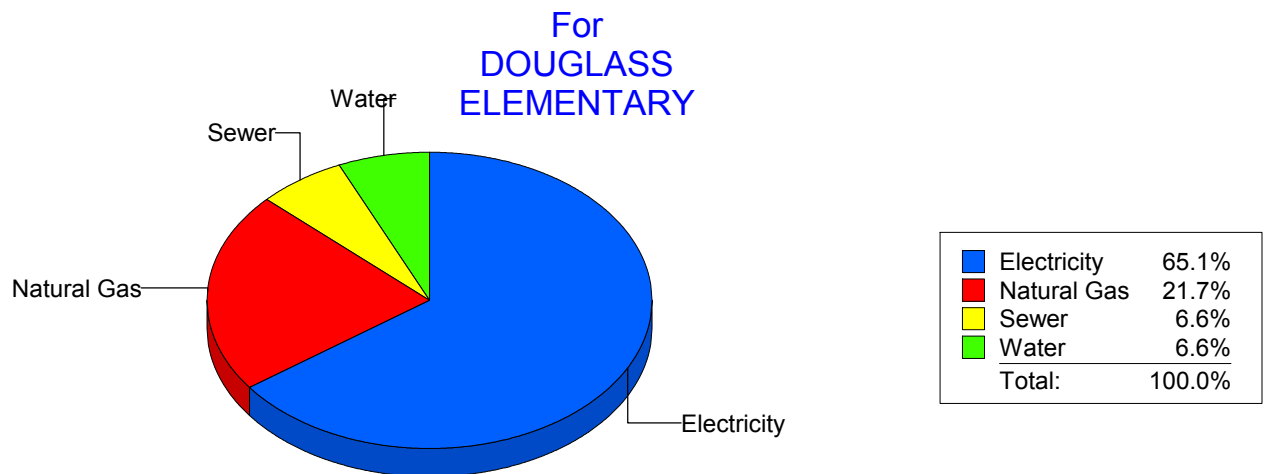
Energy CAP

Cost Avoidance Program

## Cost Summary Graph

Grouped by Energy Type

Energy Type	Use	Units	Meter Cost	Special Charges	Total Cost	Avg Unit Cost	% of Total Cost
Site: DOUGLASS ELEMENTARY - DOUGLASS ELEMENTARY							
Electricity	31,155	KWH	\$3,301.36	\$0.00	\$3,301.36	0.1060	65.14%
Natural Gas	1,955	CCF	\$1,098.94	\$0.00	\$1,098.94	0.5621	21.68%
Water	122	CCF	\$335.41	\$0.00	\$335.41	2.7493	6.62%
Sewer	119	CCF	\$332.71	\$0.00	\$332.71	2.7959	6.56%
Total Cost:			\$5,068.42	\$0.00	\$5,068.42		



Filters: Cost Center Name Not Equal To DoNotReport; Billing Period Equal To 201203All Meter CodesAll Group Names

# elpaso

Energy CAP

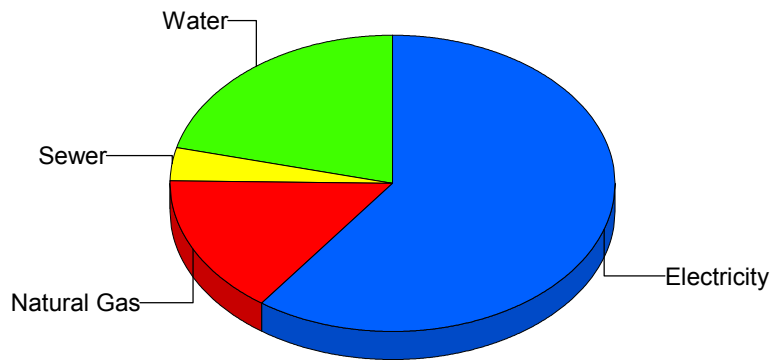
Cost Avoidance Program

## Cost Summary Graph

Grouped by Energy Type

Energy Type	Use	Units	Meter Cost	Special Charges	Total Cost	Avg Unit Cost	% of Total Cost
Site: DOWELL ELEMENTARY - DOWELL ELEMENTARY							
Electricity	18,624	KWH	\$2,302.52	\$0.00	\$2,302.52	0.1236	60.10%
Natural Gas	1,033	CCF	\$582.35	\$0.00	\$582.35	0.5637	15.20%
Water	387	CCF	\$804.84	\$0.00	\$804.84	2.0797	21.01%
Sewer	69	CCF	\$141.35	\$0.00	\$141.35	2.0486	3.69%
Total Cost:			\$3,831.06	\$0.00	\$3,831.06		

For DOWELL  
ELEMENTARY



Electricity	60.1%
Natural Gas	15.2%
Sewer	3.7%
Water	21.0%
Total:	100.0%

Filters: Cost Center Name Not Equal To DoNotReport; Billing Period Equal To 201203All Meter CodesAll Group Names

# elpaso

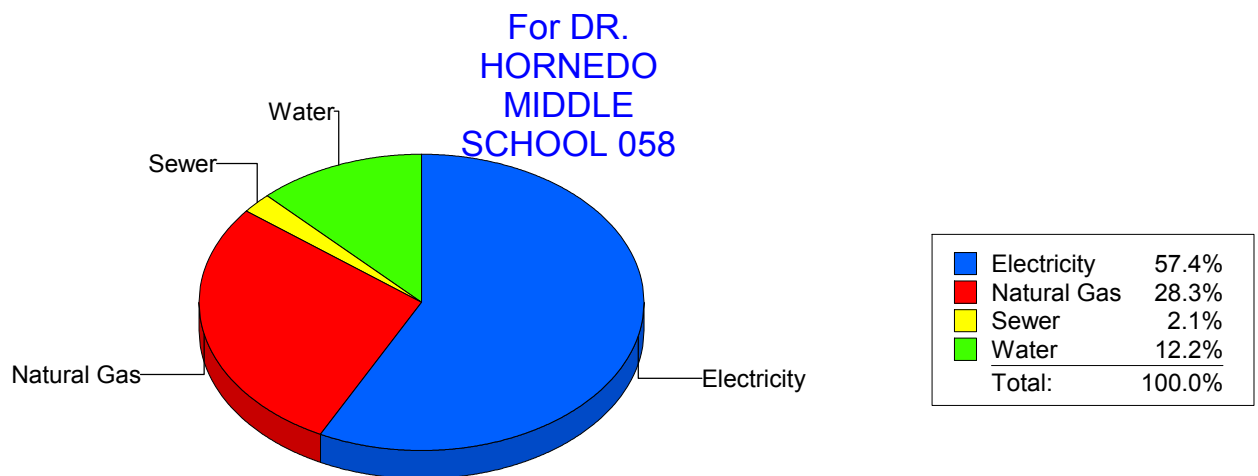
Energy CAP

Cost Avoidance Program

## Cost Summary Graph

Grouped by Energy Type

Energy Type	Use	Units	Meter Cost	Special Charges	Total Cost	Avg Unit Cost	% of Total Cost
Site: DRHORNEDOMIDDLESCHOOL - DR. HORNEDO MIDDLE SCHOOL 058							
Electricity	76,200	KWH	\$8,725.13	\$0.00	\$8,725.13	0.1145	57.44%
Natural Gas	8,138	CCF	\$4,292.45	\$0.00	\$4,292.45	0.5275	28.26%
Water	499	CCF	\$1,848.76	\$0.00	\$1,848.76	3.7049	12.17%
Sewer	81	CCF	\$324.42	\$0.00	\$324.42	4.0052	2.14%
Total Cost:			\$15,190.76	\$0.00	\$15,190.76		



Filters: Cost Center Name Not Equal To DoNotReport; Billing Period Equal To 201203All Meter CodesAll Group Names

# elpaso

Energy CAP

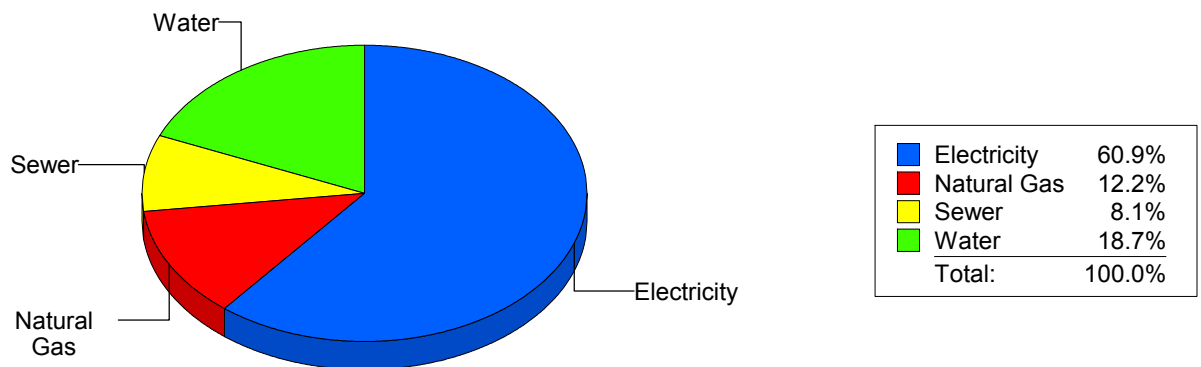
Cost Avoidance Program

## Cost Summary Graph

Grouped by Energy Type

Energy Type	Use	Units	Meter Cost	Special Charges	Total Cost	Avg Unit Cost	% of Total Cost
Site: DR. L.A. NIXON ELEME - DR. L.A. NIXON ELEME							
Electricity	36,940	KWH	\$4,194.78	\$0.00	\$4,194.78	0.1136	60.95%
Natural Gas	1,465	CCF	\$842.42	\$0.00	\$842.42	0.5750	12.24%
Water	517	CCF	\$1,288.76	\$0.00	\$1,288.76	2.4928	18.72%
Sewer	229	CCF	\$556.80	\$0.00	\$556.80	2.4314	8.09%
Total Cost:			\$6,882.76	\$0.00	\$6,882.76		

For DR. L.A.  
NIXON ELEME



Filters: Cost Center Name Not Equal To DoNotReport; Billing Period Equal To 201203All Meter CodesAll Group Names

# elpaso

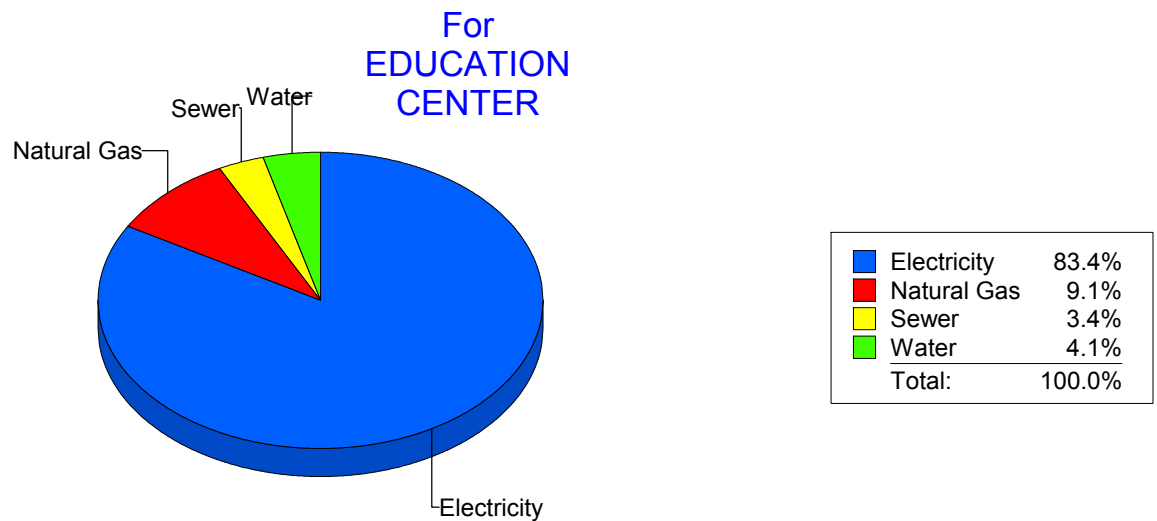
Energy CAP

Cost Avoidance Program

## Cost Summary Graph

Grouped by Energy Type

Energy Type	Use	Units	Meter Cost	Special Charges	Total Cost	Avg Unit Cost	% of Total Cost
Site: EDUCATION CENTER - EDUCATION CENTER							
Electricity	245,412	KWH	\$23,365.60	\$0.00	\$23,365.60	0.0952	83.37%
Natural Gas	4,801	CCF	\$2,559.47	\$0.00	\$2,559.47	0.5331	9.13%
Water	480	CCF	\$1,157.38	\$0.00	\$1,157.38	2.4112	4.13%
Sewer	426	CCF	\$943.09	\$0.00	\$943.09	2.2138	3.37%
Total Cost:			\$28,025.54	\$0.00	\$28,025.54		



Filters: Cost Center Name Not Equal To DoNotReport; Billing Period Equal To 201203All Meter CodesAll Group Names

# elpaso

Energy CAP

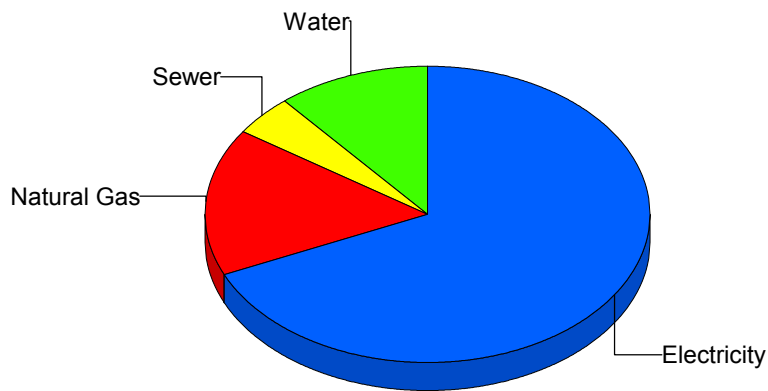
Cost Avoidance Program

## Cost Summary Graph

Grouped by Energy Type

Energy Type	Use	Units	Meter Cost	Special Charges	Total Cost	Avg Unit Cost	% of Total Cost
Site: EL PASO HIGH SCHOOL - EL PASO HIGH SCHOOL							
Electricity	124,606	KWH	\$15,076.19	\$0.00	\$15,076.19	0.1210	68.34%
Natural Gas	6,362	CCF	\$3,562.19	\$0.00	\$3,562.19	0.5599	16.15%
Water	825	CCF	\$2,480.87	\$0.00	\$2,480.87	3.0071	11.25%
Sewer	395	CCF	\$941.61	\$0.00	\$941.61	2.3838	4.27%
Total Cost:			\$22,060.86	\$0.00	\$22,060.86		

For EL PASO  
HIGH SCHOOL



Electricity	68.3%
Natural Gas	16.1%
Sewer	4.3%
Water	11.2%
Total:	100.0%

Filters: Cost Center Name Not Equal To DoNotReport; Billing Period Equal To 201203All Meter CodesAll Group Names

# elpaso

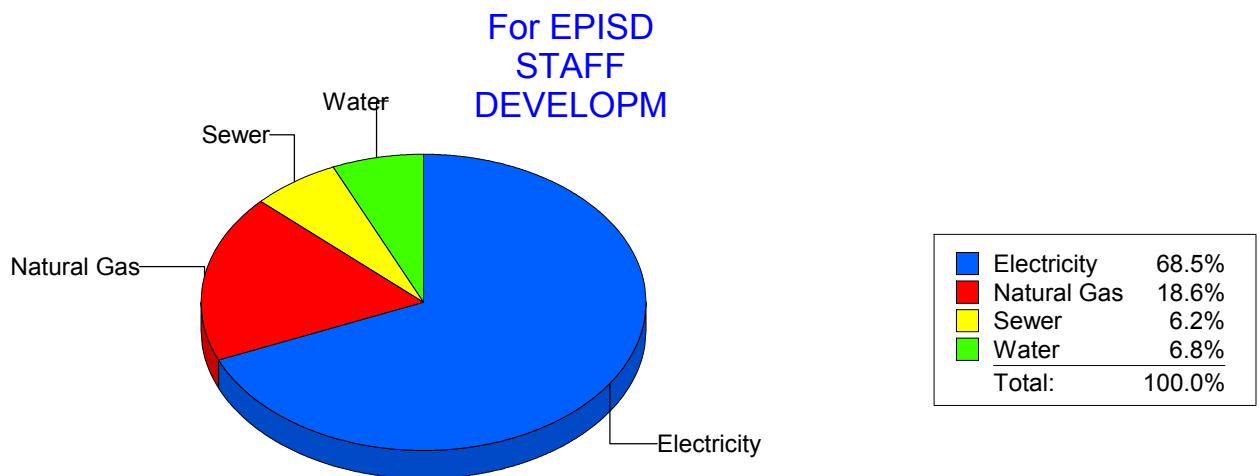
Energy CAP

Cost Avoidance Program

## Cost Summary Graph

Grouped by Energy Type

Energy Type	Use	Units	Meter Cost	Special Charges	Total Cost	Avg Unit Cost	% of Total Cost
Site: EPISD STAFF DEVELOPM - EPISD STAFF DEVELOPM							
Electricity	10,000	KWH	\$1,177.49	\$0.00	\$1,177.49	0.1177	68.50%
Natural Gas	535	CCF	\$318.89	\$0.00	\$318.89	0.5961	18.55%
Water	34	CCF	\$116.72	\$0.00	\$116.72	3.4329	6.79%
Sewer	42	CCF	\$105.98	\$0.00	\$105.98	2.5233	6.16%
Total Cost:			\$1,719.08	\$0.00	\$1,719.08		



Filters: Cost Center Name Not Equal To DoNotReport; Billing Period Equal To 201203All Meter CodesAll Group Names

# elpaso

Energy CAP

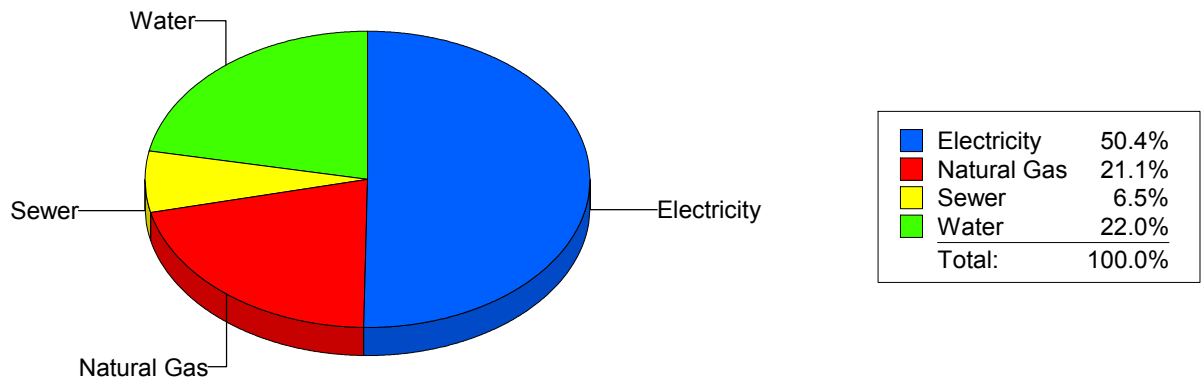
Cost Avoidance Program

## Cost Summary Graph

Grouped by Energy Type

Energy Type	Use	Units	Meter Cost	Special Charges	Total Cost	Avg Unit Cost	% of Total Cost
Site: FANNIN ELEMENTARY - FANNIN ELEMENTARY							
Electricity	22,175	KWH	\$2,694.06	\$0.00	\$2,694.06	0.1215	50.36%
Natural Gas	1,951	CCF	\$1,130.49	\$0.00	\$1,130.49	0.5794	21.13%
Water	418	CCF	\$1,177.38	\$0.00	\$1,177.38	2.8167	22.01%
Sewer	108	CCF	\$347.33	\$0.00	\$347.33	3.2160	6.49%
Total Cost:			\$5,349.26	\$0.00	\$5,349.26		

For FANNIN  
ELEMENTARY



Filters: Cost Center Name Not Equal To DoNotReport; Billing Period Equal To 201203All Meter CodesAll Group Names



**elpaso**

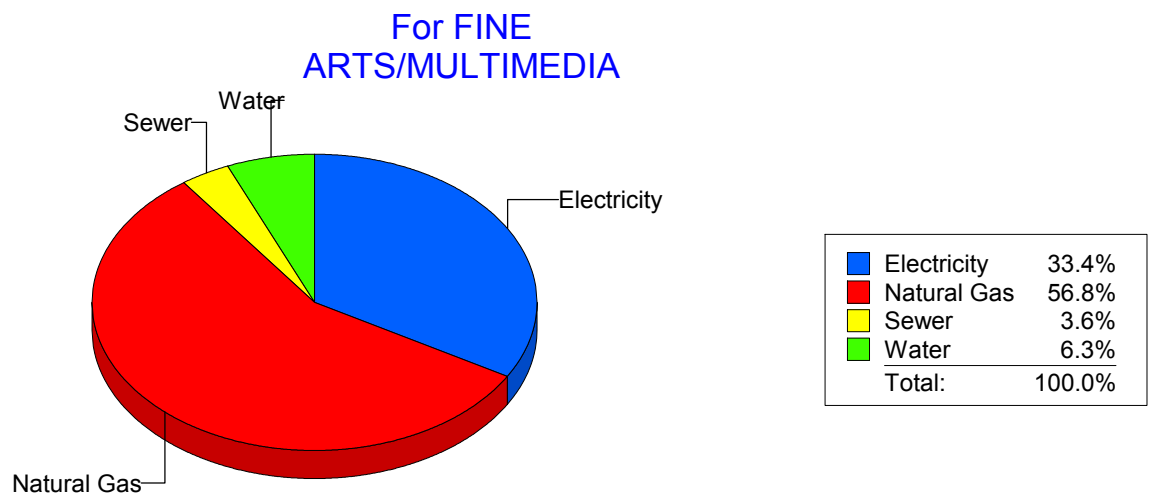
Energy CAP

Cost Avoidance Program

**Cost Summary Graph**

Grouped by Energy Type

Energy Type	Use	Units	Meter Cost	Special Charges	Total Cost	Avg Unit Cost	% of Total Cost
<b>Site: FINE ARTS/MULTIMEDIA - FINE ARTS/MULTIMEDIA</b>							
Electricity	10,495	KWH	\$1,130.25	\$0.00	\$1,130.25	0.1077	33.35%
Natural Gas	3,578	CCF	\$1,924.32	\$0.00	\$1,924.32	0.5378	56.78%
Water	84	CCF	\$213.79	\$0.00	\$213.79	2.5451	6.31%
Sewer	43	CCF	\$120.44	\$0.00	\$120.44	2.8009	3.55%
<b>Total Cost:</b>			<b>\$3,388.80</b>	<b>\$0.00</b>	<b>\$3,388.80</b>		



*Filters: Cost Center Name Not Equal To DoNotReport; Billing Period Equal To 201203All Meter CodesAll Group Names*

# elpaso

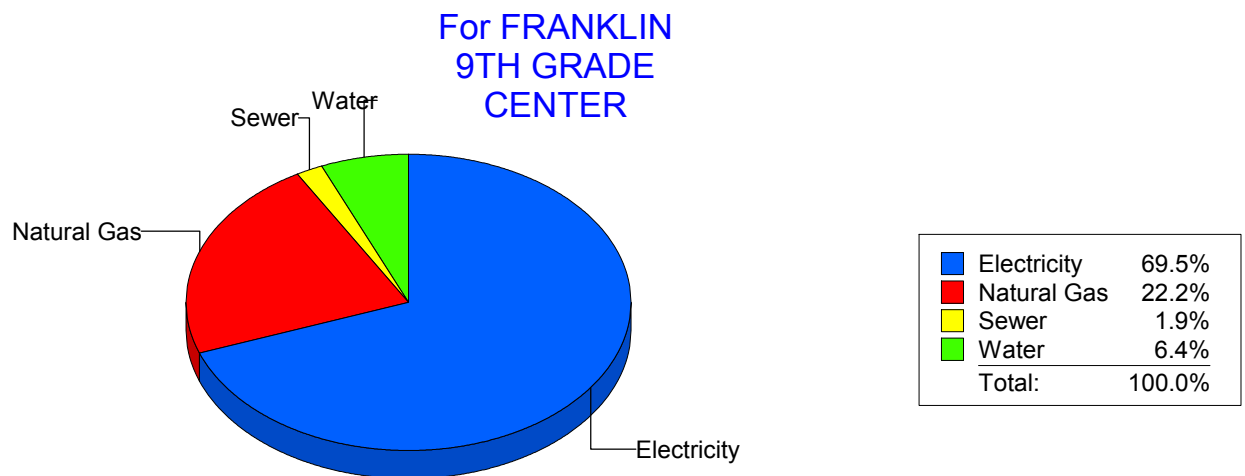
Energy CAP

Cost Avoidance Program

## Cost Summary Graph

Grouped by Energy Type

Energy Type	Use	Units	Meter Cost	Special Charges	Total Cost	Avg Unit Cost	% of Total Cost
Site: FRANKLIN9THGRADECENTER - FRANKLIN 9TH GRADE CENTER							
Electricity	115,000	KWH	\$12,204.11	\$0.00	\$12,204.11	0.1061	69.52%
Natural Gas	7,368	CCF	\$3,892.58	\$0.00	\$3,892.58	0.5283	22.18%
Water	868	CCF	\$1,124.61	\$0.00	\$1,124.61	1.2956	6.41%
Sewer	87	CCF	\$332.28	\$0.00	\$332.28	3.8193	1.89%
Total Cost:			\$17,553.58	\$0.00	\$17,553.58		



Filters: Cost Center Name Not Equal To DoNotReport; Billing Period Equal To 201203All Meter CodesAll Group Names

# elpaso

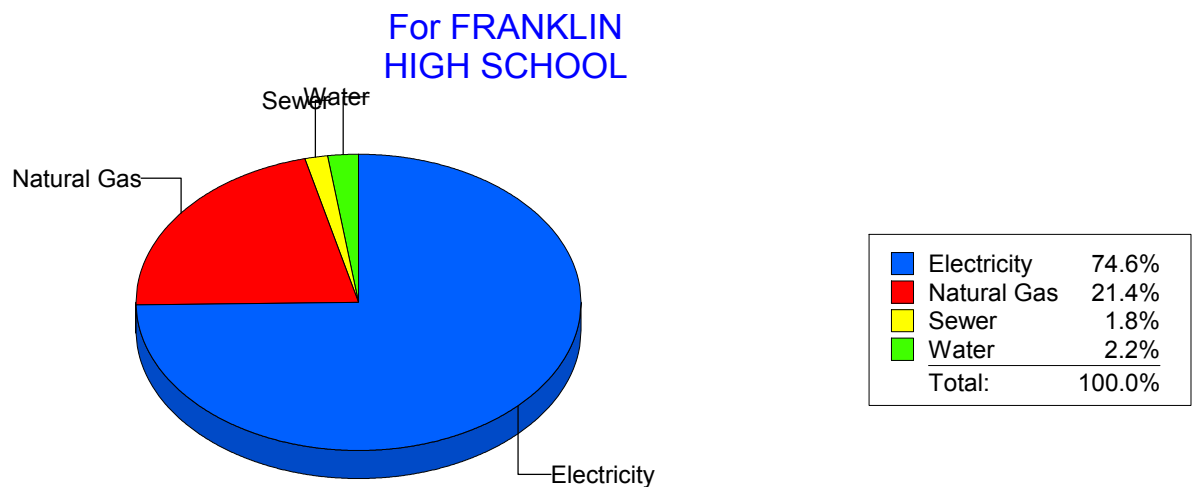
Energy CAP

Cost Avoidance Program

## Cost Summary Graph

Grouped by Energy Type

Energy Type	Use	Units	Meter Cost	Special Charges	Total Cost	Avg Unit Cost	% of Total Cost
Site: FRANKLIN HIGH SCHOOL - FRANKLIN HIGH SCHOOL							
Electricity	297,182	KWH	\$26,899.20	\$0.00	\$26,899.20	0.0905	74.61%
Natural Gas	14,658	CCF	\$7,710.85	\$0.00	\$7,710.85	0.5261	21.39%
Water	381	CCF	\$804.43	\$0.00	\$804.43	2.1114	2.23%
Sewer	319	CCF	\$636.20	\$0.00	\$636.20	1.9944	1.76%
Total Cost:			\$36,050.68	\$0.00	\$36,050.68		



Filters: Cost Center Name Not Equal To DoNotReport; Billing Period Equal To 201203All Meter CodesAll Group Names

# elpaso

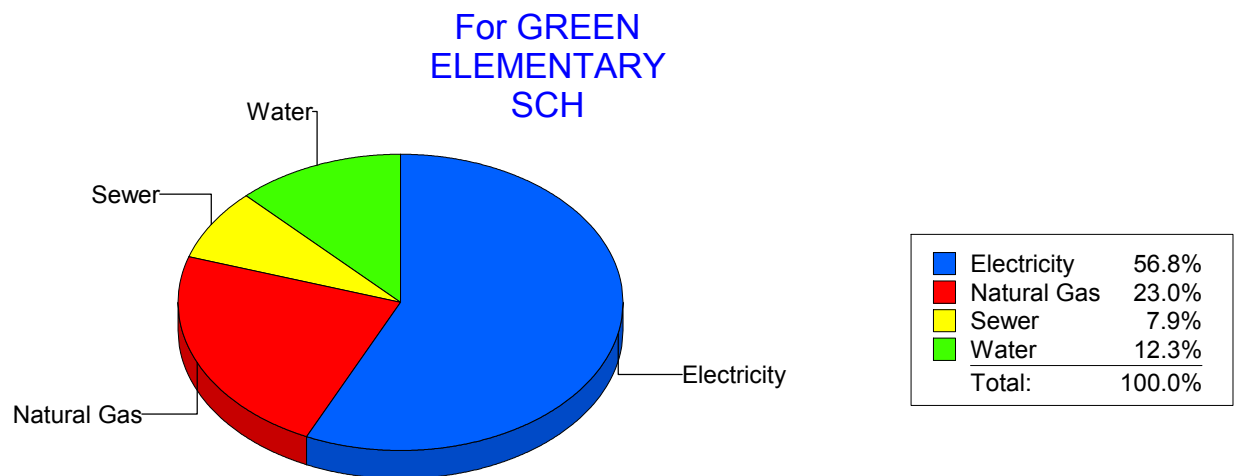
Energy CAP

Cost Avoidance Program

## Cost Summary Graph

Grouped by Energy Type

Energy Type	Use	Units	Meter Cost	Special Charges	Total Cost	Avg Unit Cost	% of Total Cost
Site: GREEN ELEMENTARY SCH - GREEN ELEMENTARY SCH							
Electricity	31,800	KWH	\$2,888.02	\$0.00	\$2,888.02	0.0908	56.83%
Natural Gas	2,082	CCF	\$1,170.76	\$0.00	\$1,170.76	0.5623	23.04%
Water	178	CCF	\$622.75	\$0.00	\$622.75	3.4986	12.25%
Sewer	90	CCF	\$400.32	\$0.00	\$400.32	4.4480	7.88%
Total Cost:			\$5,081.85	\$0.00	\$5,081.85		



Filters: Cost Center Name Not Equal To DoNotReport; Billing Period Equal To 201203All Meter CodesAll Group Names

# elpaso

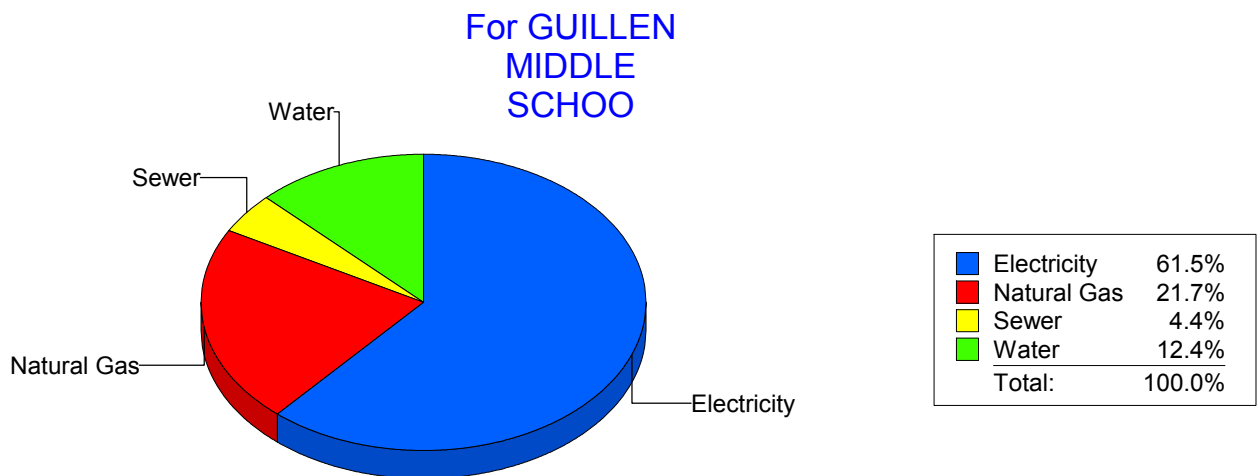
Energy CAP

Cost Avoidance Program

## Cost Summary Graph

Grouped by Energy Type

Energy Type	Use	Units	Meter Cost	Special Charges	Total Cost	Avg Unit Cost	% of Total Cost
Site: GUILLEN MIDDLE SCHOO - GUILLEN MIDDLE SCHOO							
Electricity	74,830	KWH	\$7,368.78	\$0.00	\$7,368.78	0.0985	61.48%
Natural Gas	4,766	CCF	\$2,594.87	\$0.00	\$2,594.87	0.5445	21.65%
Water	528	CCF	\$1,489.35	\$0.00	\$1,489.35	2.8207	12.43%
Sewer	249	CCF	\$532.04	\$0.00	\$532.04	2.1367	4.44%
Total Cost:			\$11,985.04	\$0.00	\$11,985.04		



Filters: Cost Center Name Not Equal To DoNotReport; Billing Period Equal To 201203All Meter CodesAll Group Names

# elpaso

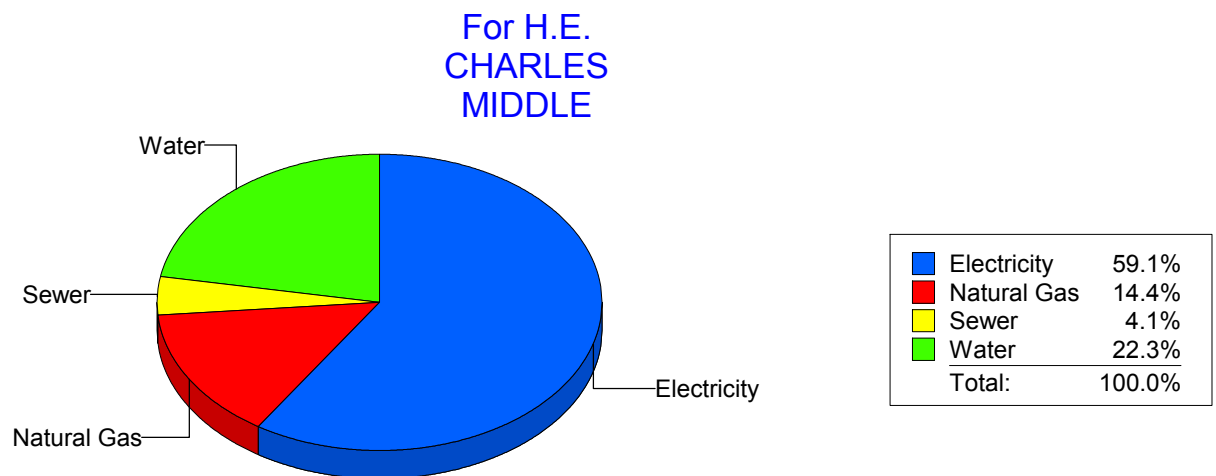
Energy CAP

Cost Avoidance Program

## Cost Summary Graph

Grouped by Energy Type

Energy Type	Use	Units	Meter Cost	Special Charges	Total Cost	Avg Unit Cost	% of Total Cost
Site: H.E. CHARLES MIDDLE - H.E. CHARLES MIDDLE							
Electricity	61,113	KWH	\$7,534.35	\$0.00	\$7,534.35	0.1233	59.12%
Natural Gas	3,356	CCF	\$1,839.47	\$0.00	\$1,839.47	0.5481	14.43%
Water	878	CCF	\$2,843.80	\$0.00	\$2,843.80	3.2390	22.31%
Sewer	236	CCF	\$527.47	\$0.00	\$527.47	2.2350	4.14%
Total Cost:			\$12,745.09	\$0.00	\$12,745.09		



Filters: Cost Center Name Not Equal To DoNotReport; Billing Period Equal To 201203All Meter CodesAll Group Names

# elpaso

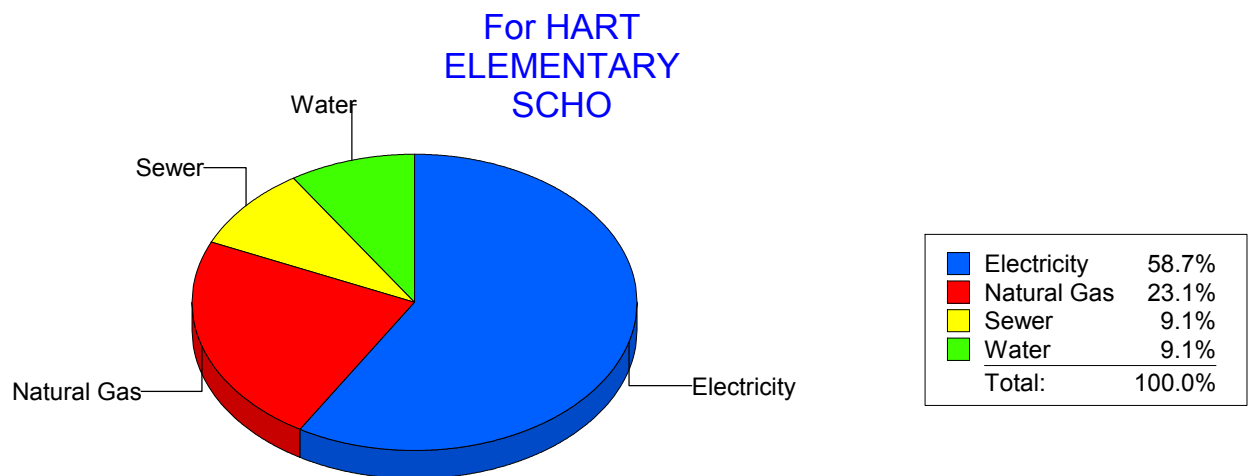
Energy CAP

Cost Avoidance Program

## Cost Summary Graph

Grouped by Energy Type

Energy Type	Use	Units	Meter Cost	Special Charges	Total Cost	Avg Unit Cost	% of Total Cost
Site: HART ELEMENTARY SCHO - HART ELEMENTARY SCHO							
Electricity	19,324	KWH	\$2,240.12	\$0.00	\$2,240.12	0.1159	58.66%
Natural Gas	1,600	CCF	\$882.83	\$0.00	\$882.83	0.5518	23.12%
Water	140	CCF	\$348.56	\$0.00	\$348.56	2.4897	9.13%
Sewer	149	CCF	\$347.34	\$0.00	\$347.34	2.3311	9.10%
Total Cost:			\$3,818.85	\$0.00	\$3,818.85		



Filters: Cost Center Name Not Equal To DoNotReport; Billing Period Equal To 201203All Meter CodesAll Group Names

# elpaso

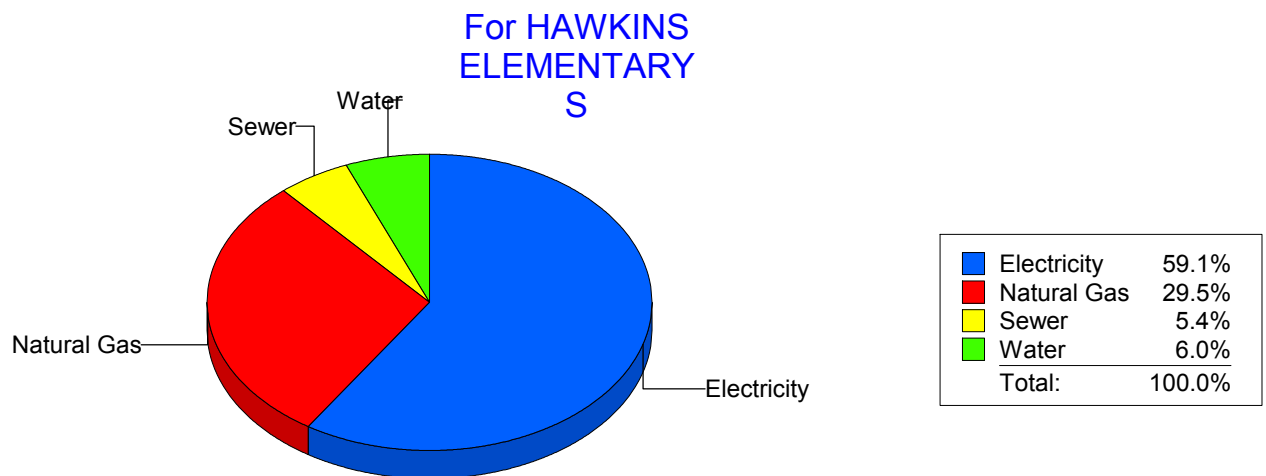
Energy CAP

Cost Avoidance Program

## Cost Summary Graph

Grouped by Energy Type

Energy Type	Use	Units	Meter Cost	Special Charges	Total Cost	Avg Unit Cost	% of Total Cost
Site: HAWKINS ELEMENTARY S - HAWKINS ELEMENTARY S							
Electricity	21,971	KWH	\$2,215.20	\$0.00	\$2,215.20	0.1008	59.15%
Natural Gas	2,018	CCF	\$1,104.19	\$0.00	\$1,104.19	0.5472	29.48%
Water	64	CCF	\$224.38	\$0.00	\$224.38	3.5059	5.99%
Sewer	56	CCF	\$201.58	\$0.00	\$201.58	3.5996	5.38%
Total Cost:			\$3,745.35	\$0.00	\$3,745.35		



Filters: Cost Center Name Not Equal To DoNotReport; Billing Period Equal To 201203All Meter CodesAll Group Names



# elpaso

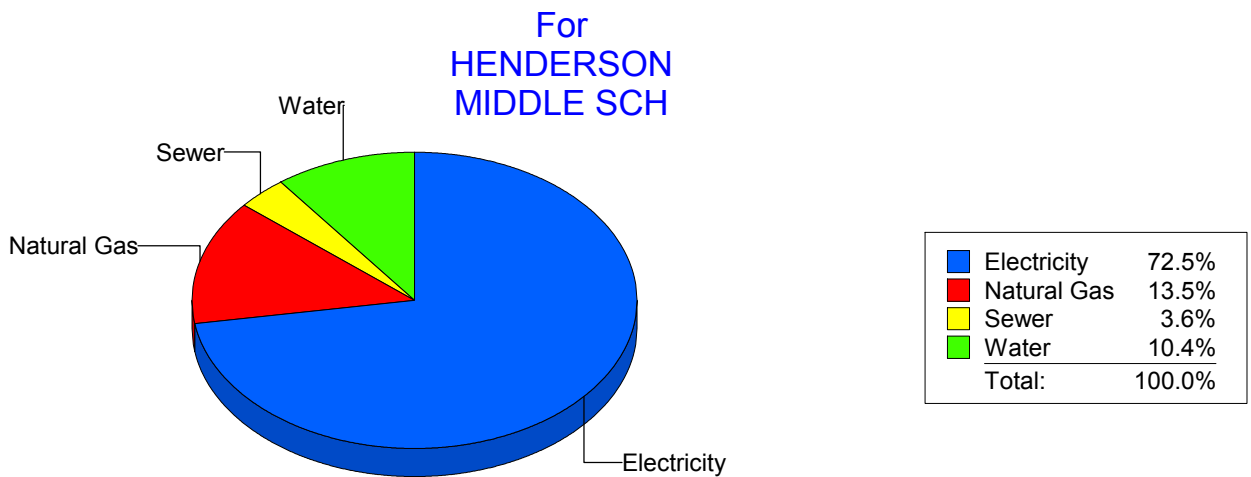
Energy CAP

Cost Avoidance Program

## Cost Summary Graph

Grouped by Energy Type

Energy Type	Use	Units	Meter Cost	Special Charges	Total Cost	Avg Unit Cost	% of Total Cost
Site: HENDERSON MIDDLE SCH - HENDERSON MIDDLE SCH							
Electricity	45,467	KWH	\$4,771.81	\$0.00	\$4,771.81	0.1050	72.53%
Natural Gas	1,607	CCF	\$886.53	\$0.00	\$886.53	0.5517	13.48%
Water	290	CCF	\$684.77	\$0.00	\$684.77	2.3613	10.41%
Sewer	131	CCF	\$235.72	\$0.00	\$235.72	1.7994	3.58%
Total Cost:			\$6,578.83	\$0.00	\$6,578.83		



Filters: Cost Center Name Not Equal To DoNotReport; Billing Period Equal To 201203All Meter CodesAll Group Names

**elpaso**


Energy CAP

Cost Avoidance Program

**Cost Summary Graph**

Grouped by Energy Type

Energy Type	Use	Units	Meter Cost	Special Charges	Total Cost	Avg Unit Cost	% of Total Cost
<b>Site: HERCULES COTTAGES - HERCULES COTTAGES</b>							
Electricity	4,559	KWH	\$716.84	\$0.00	\$716.84	0.1572	63.43%
Natural Gas	200	CCF	\$271.80	\$0.00	\$271.80	1.3590	24.05%
Water	30	CCF	\$91.83	\$0.00	\$91.83	3.0610	8.13%
Sewer	14	CCF	\$49.57	\$0.00	\$49.57	3.5407	4.39%
<b>Total Cost:</b>			<b>\$1,130.04</b>	<b>\$0.00</b>	<b>\$1,130.04</b>		



*Filters: Cost Center Name Not Equal To DoNotReport; Billing Period Equal To 201203All Meter CodesAll Group Names*

# elpaso

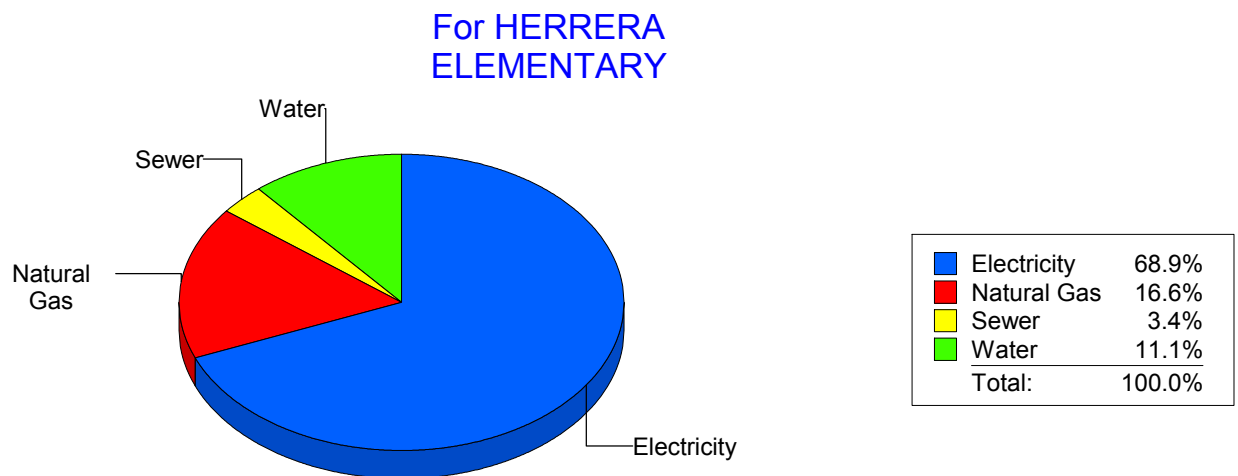
Energy CAP

Cost Avoidance Program

## Cost Summary Graph

Grouped by Energy Type

Energy Type	Use	Units	Meter Cost	Special Charges	Total Cost	Avg Unit Cost	% of Total Cost
Site: HERRERA - HERRERA ELEMENTARY							
Electricity	46,200	KWH	\$6,194.71	\$0.00	\$6,194.71	0.1341	68.91%
Natural Gas	2,758	CCF	\$1,496.03	\$0.00	\$1,496.03	0.5424	16.64%
Water	243	CCF	\$994.97	\$0.00	\$994.97	4.0945	11.07%
Sewer	65	CCF	\$303.46	\$0.00	\$303.46	4.6686	3.38%
Total Cost:			\$8,989.17	\$0.00	\$8,989.17		



Filters: Cost Center Name Not Equal To DoNotReport; Billing Period Equal To 201203All Meter CodesAll Group Names

# elpaso

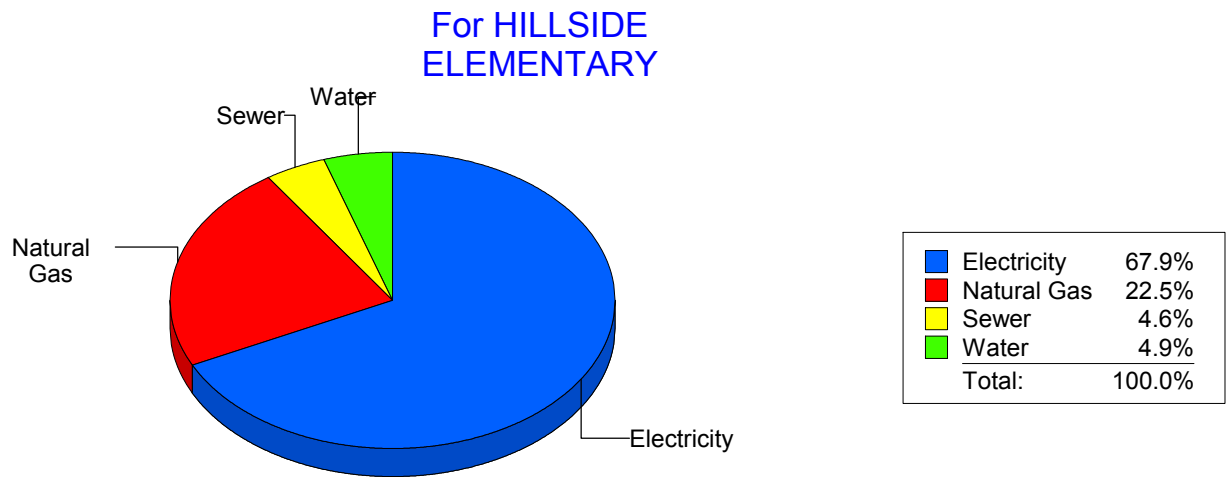
Energy CAP

Cost Avoidance Program

## Cost Summary Graph

Grouped by Energy Type

Energy Type	Use	Units	Meter Cost	Special Charges	Total Cost	Avg Unit Cost	% of Total Cost
Site: HILLSIDE ELEMENTARY - HILLSIDE ELEMENTARY							
Electricity	36,453	KWH	\$5,298.16	\$0.00	\$5,298.16	0.1453	67.91%
Natural Gas	3,069	CCF	\$1,759.27	\$0.00	\$1,759.27	0.5732	22.55%
Water	125	CCF	\$385.73	\$0.00	\$385.73	3.0858	4.94%
Sewer	117	CCF	\$359.12	\$0.00	\$359.12	3.0694	4.60%
Total Cost:			\$7,802.28	\$0.00	\$7,802.28		



Filters: Cost Center Name Not Equal To DoNotReport; Billing Period Equal To 201203All Meter CodesAll Group Names

# elpaso

Energy CAP

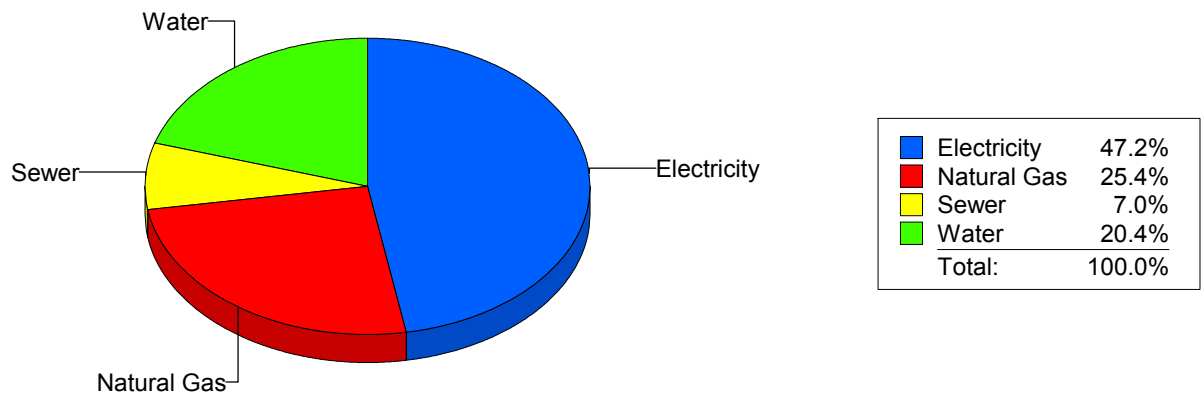
Cost Avoidance Program

## Cost Summary Graph

Grouped by Energy Type

Energy Type	Use	Units	Meter Cost	Special Charges	Total Cost	Avg Unit Cost	% of Total Cost
Site: HOUSTON INTERMEDIATE - HOUSTON INTERMEDIATE							
Electricity	21,315	KWH	\$2,102.25	\$0.00	\$2,102.25	0.0986	47.18%
Natural Gas	1,962	CCF	\$1,133.77	\$0.00	\$1,133.77	0.5779	25.45%
Water	248	CCF	\$908.79	\$0.00	\$908.79	3.6645	20.40%
Sewer	72	CCF	\$310.58	\$0.00	\$310.58	4.3136	6.97%
Total Cost:			\$4,455.39	\$0.00	\$4,455.39		

For HOUSTON  
INTERMEDIATE



Filters: Cost Center Name Not Equal To DoNotReport; Billing Period Equal To 201203All Meter CodesAll Group Names

# elpaso

Energy CAP

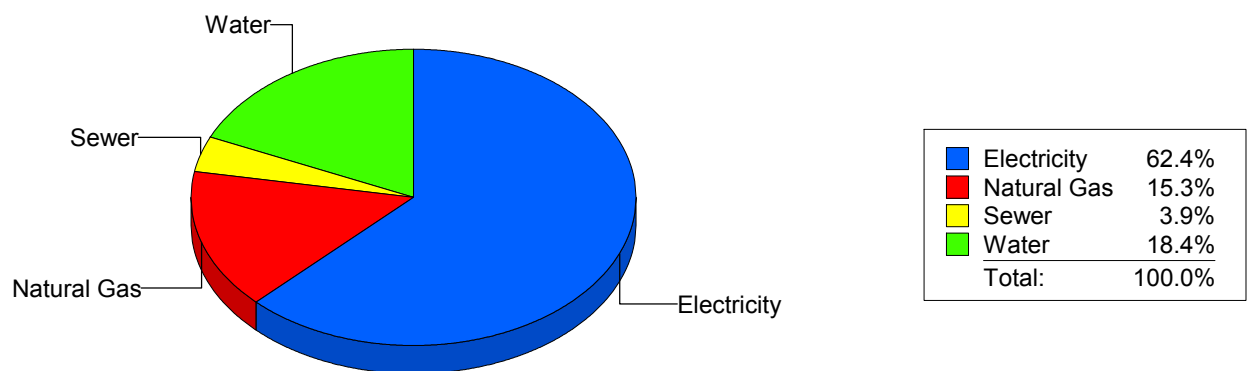
Cost Avoidance Program

## Cost Summary Graph

Grouped by Energy Type

Energy Type	Use	Units	Meter Cost	Special Charges	Total Cost	Avg Unit Cost	% of Total Cost
Site: MOYE - HR MOYE							
Electricity	48,120	KWH	\$5,561.58	\$0.00	\$5,561.58	0.1156	62.44%
Natural Gas	2,512	CCF	\$1,365.76	\$0.00	\$1,365.76	0.5437	15.33%
Water	354	CCF	\$1,636.23	\$0.00	\$1,636.23	4.6221	18.37%
Sewer	96	CCF	\$344.07	\$0.00	\$344.07	3.5841	3.86%
Total Cost:			\$8,907.64	\$0.00	\$8,907.64		

For HR MOYE



Filters: Cost Center Name Not Equal To DoNotReport; Billing Period Equal To 201203All Meter CodesAll Group Names

# elpaso

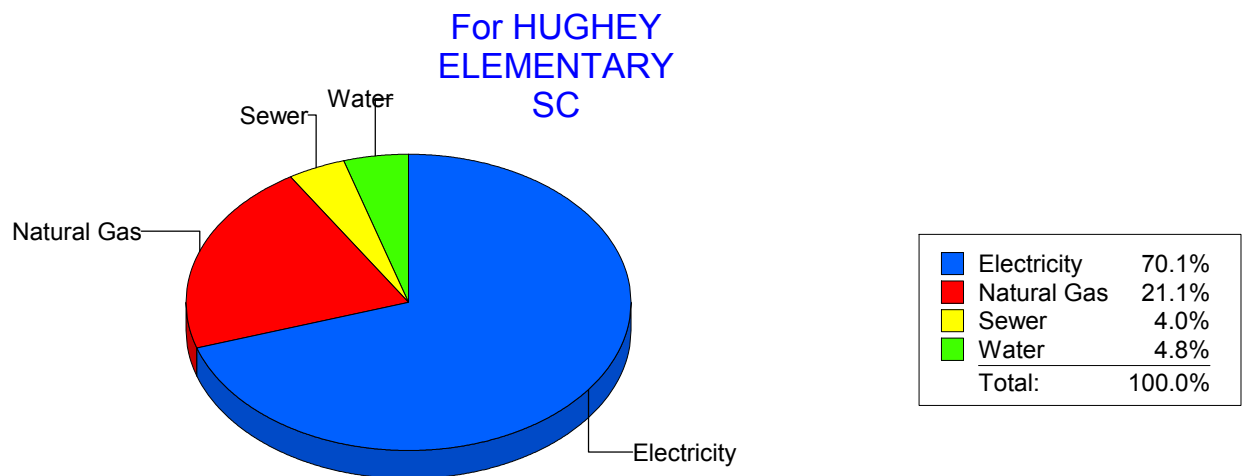
Energy CAP

Cost Avoidance Program

## Cost Summary Graph

Grouped by Energy Type

Energy Type	Use	Units	Meter Cost	Special Charges	Total Cost	Avg Unit Cost	% of Total Cost
Site: HUGHEY ELEMENTARY SC - HUGHEY ELEMENTARY SC							
Electricity	24,639	KWH	\$3,804.25	\$0.00	\$3,804.25	0.1544	70.07%
Natural Gas	2,040	CCF	\$1,144.84	\$0.00	\$1,144.84	0.5612	21.09%
Water	89	CCF	\$261.63	\$0.00	\$261.63	2.9397	4.82%
Sewer	69	CCF	\$218.61	\$0.00	\$218.61	3.1683	4.03%
Total Cost:			\$5,429.33	\$0.00	\$5,429.33		



Filters: Cost Center Name Not Equal To DoNotReport; Billing Period Equal To 201203All Meter CodesAll Group Names

# elpaso

Energy CAP

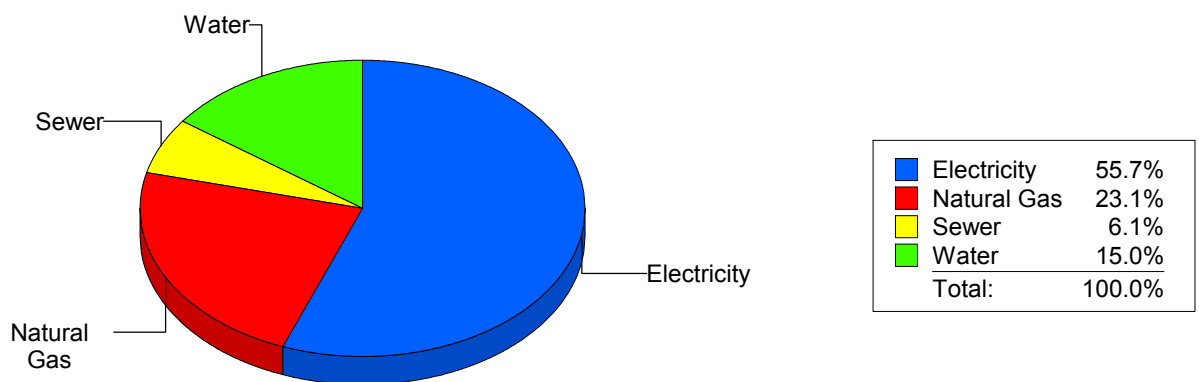
Cost Avoidance Program

## Cost Summary Graph

Grouped by Energy Type

Energy Type	Use	Units	Meter Cost	Special Charges	Total Cost	Avg Unit Cost	% of Total Cost
Site: IRVIN HIGH SCHOOL - IRVIN HIGH SCHOOL							
Electricity	100,201	KWH	\$10,332.83	\$0.00	\$10,332.83	0.1031	55.74%
Natural Gas	8,066	CCF	\$4,288.05	\$0.00	\$4,288.05	0.5316	23.13%
Water	1,484	CCF	\$2,778.28	\$0.00	\$2,778.28	1.8722	14.99%
Sewer	760	CCF	\$1,137.34	\$0.00	\$1,137.34	1.4965	6.14%
Total Cost:			\$18,536.50	\$0.00	\$18,536.50		

For IRVIN HIGH SCHOOL



Filters: Cost Center Name Not Equal To DoNotReport; Billing Period Equal To 201203All Meter CodesAll Group Names



# elpaso

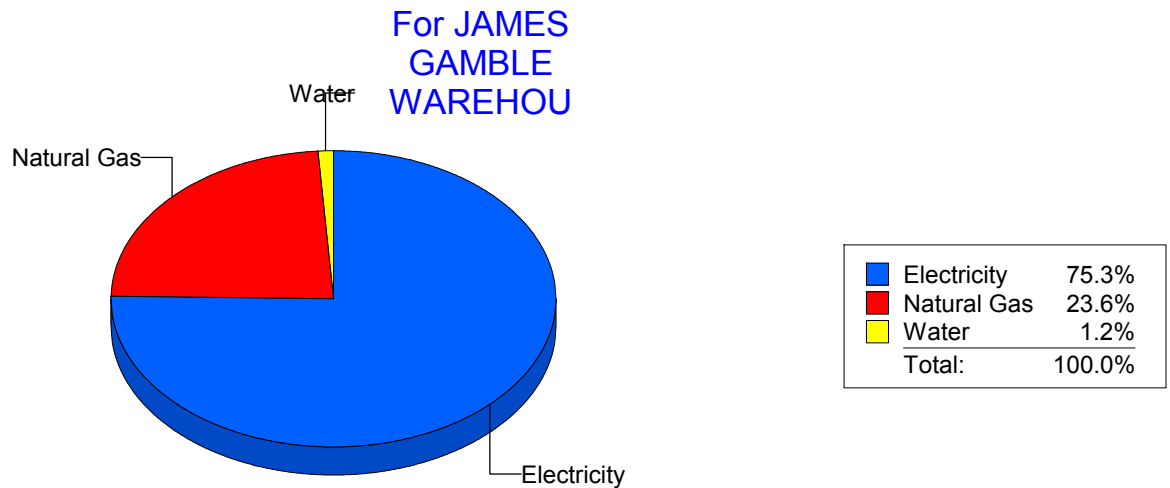
Energy CAP

Cost Avoidance Program

## Cost Summary Graph

Grouped by Energy Type

Energy Type	Use	Units	Meter Cost	Special Charges	Total Cost	Avg Unit Cost	% of Total Cost
Site: JAMES GAMBLE WAREHOU - JAMES GAMBLE WAREHOU							
Electricity	23,300	KWH	\$2,414.60	\$0.00	\$2,414.60	0.1036	75.27%
Natural Gas	1,360	CCF	\$755.71	\$0.00	\$755.71	0.5557	23.56%
Water	0	CCF	\$37.45	\$0.00	\$37.45	0.0000	1.17%
Total Cost:			\$3,207.76	\$0.00	\$3,207.76		



Filters: Cost Center Name Not Equal To DoNotReport; Billing Period Equal To 201203All Meter CodesAll Group Names

# elpaso

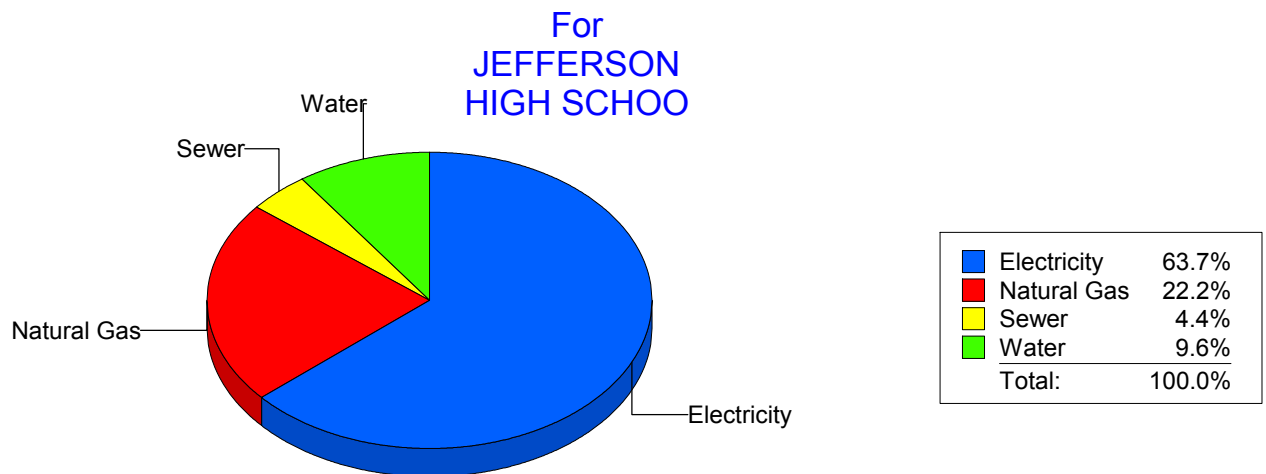
Energy CAP

Cost Avoidance Program

## Cost Summary Graph

Grouped by Energy Type

Energy Type	Use	Units	Meter Cost	Special Charges	Total Cost	Avg Unit Cost	% of Total Cost
Site: JEFFERSON HIGH SCHOO - JEFFERSON HIGH SCHOO							
Electricity	83,657	KWH	\$9,156.12	\$0.00	\$9,156.12	0.1094	63.74%
Natural Gas	5,523	CCF	\$3,189.84	\$0.00	\$3,189.84	0.5776	22.21%
Water	624	CCF	\$1,382.48	\$0.00	\$1,382.48	2.2155	9.62%
Sewer	215	CCF	\$636.54	\$0.00	\$636.54	2.9607	4.43%
Total Cost:			\$14,364.98	\$0.00	\$14,364.98		



Filters: Cost Center Name Not Equal To DoNotReport; Billing Period Equal To 201203All Meter CodesAll Group Names

# elpaso

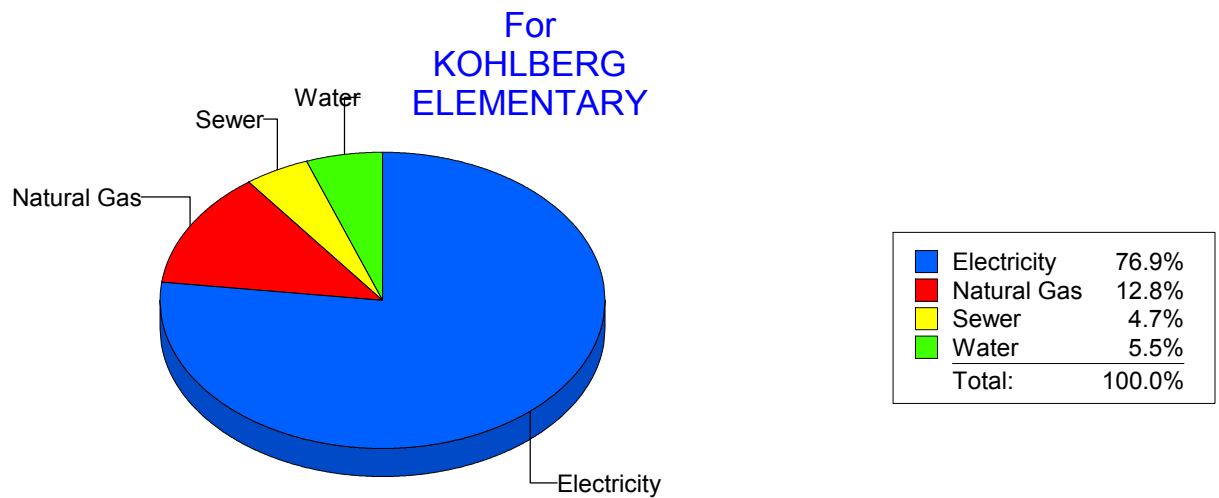
Energy CAP

Cost Avoidance Program

## Cost Summary Graph

Grouped by Energy Type

Energy Type	Use	Units	Meter Cost	Special Charges	Total Cost	Avg Unit Cost	% of Total Cost
Site: KOHLBERG ELEMENTARY - KOHLBERG ELEMENTARY							
Electricity	51,540	KWH	\$5,747.53	\$0.00	\$5,747.53	0.1115	76.94%
Natural Gas	1,690	CCF	\$958.92	\$0.00	\$958.92	0.5674	12.84%
Water	145	CCF	\$411.05	\$0.00	\$411.05	2.8348	5.50%
Sewer	128	CCF	\$352.52	\$0.00	\$352.52	2.7541	4.72%
Total Cost:			\$7,470.02	\$0.00	\$7,470.02		



Filters: Cost Center Name Not Equal To DoNotReport; Billing Period Equal To 201203All Meter CodesAll Group Names

# elpaso

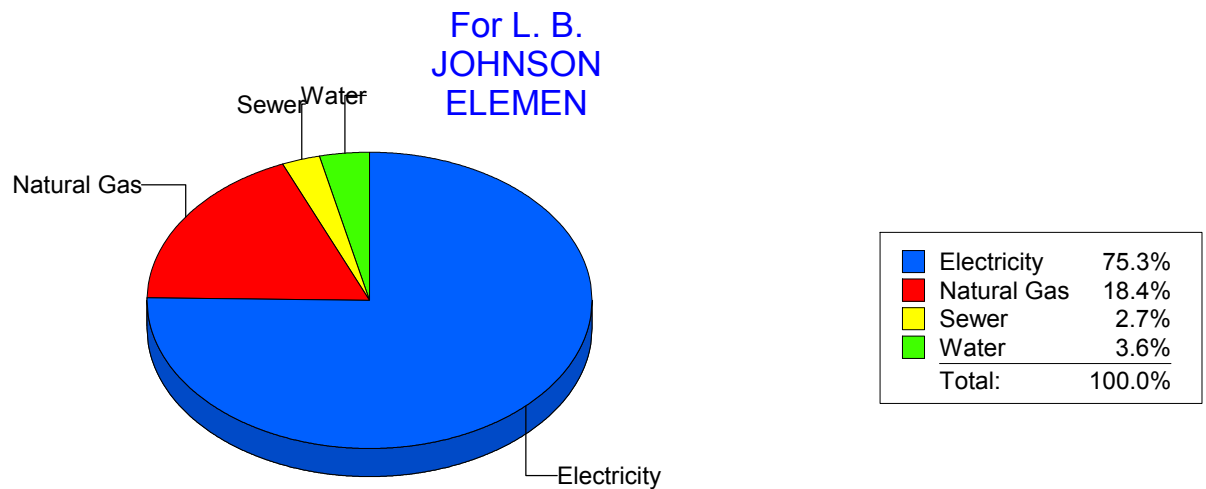
Energy CAP

Cost Avoidance Program

## Cost Summary Graph

Grouped by Energy Type

Energy Type	Use	Units	Meter Cost	Special Charges	Total Cost	Avg Unit Cost	% of Total Cost
Site: L. B. JOHNSON ELEMEN - L. B. JOHNSON ELEMEN							
Electricity	60,550	KWH	\$6,870.17	\$0.00	\$6,870.17	0.1135	75.27%
Natural Gas	3,512	CCF	\$1,682.33	\$0.00	\$1,682.33	0.4790	18.43%
Water	160	CCF	\$326.53	\$0.00	\$326.53	2.0408	3.58%
Sewer	81	CCF	\$247.85	\$0.00	\$247.85	3.0599	2.72%
Total Cost:			\$9,126.88	\$0.00	\$9,126.88		



Filters: Cost Center Name Not Equal To DoNotReport; Billing Period Equal To 201203All Meter CodesAll Group Names

# elpaso

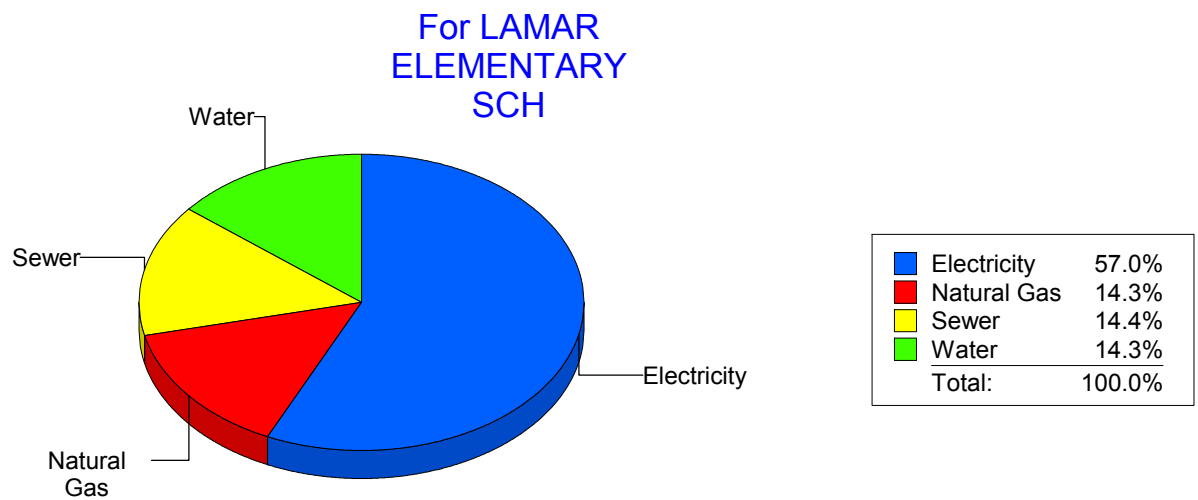
Energy CAP

Cost Avoidance Program

## Cost Summary Graph

Grouped by Energy Type

Energy Type	Use	Units	Meter Cost	Special Charges	Total Cost	Avg Unit Cost	% of Total Cost
Site: LAMAR ELEMENTARY SCH - LAMAR ELEMENTARY SCH							
Electricity	27,000	KWH	\$2,886.47	\$0.00	\$2,886.47	0.1069	56.97%
Natural Gas	1,186	CCF	\$726.35	\$0.00	\$726.35	0.6124	14.34%
Water	270	CCF	\$724.69	\$0.00	\$724.69	2.6840	14.30%
Sewer	291	CCF	\$728.80	\$0.00	\$728.80	2.5045	14.39%
Total Cost:			\$5,066.31	\$0.00	\$5,066.31		



Filters: Cost Center Name Not Equal To DoNotReport; Billing Period Equal To 201203All Meter CodesAll Group Names

# elpaso

Energy CAP

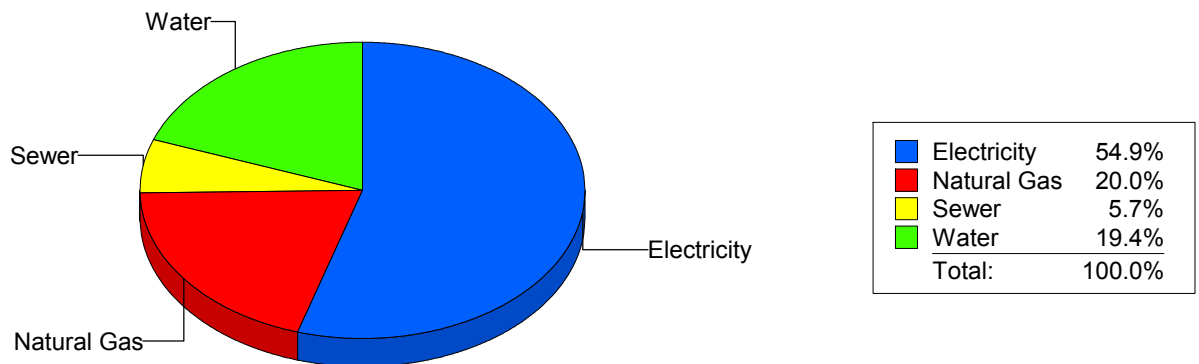
Cost Avoidance Program

## Cost Summary Graph

Grouped by Energy Type

Energy Type	Use	Units	Meter Cost	Special Charges	Total Cost	Avg Unit Cost	% of Total Cost
Site: LEE ELEMENTARY - LEE ELEMENTARY							
Electricity	30,375	KWH	\$4,038.18	\$0.00	\$4,038.18	0.1329	54.85%
Natural Gas	800	CCF	\$1,472.77	\$0.00	\$1,472.77	1.8410	20.01%
Water	338	CCF	\$1,429.89	\$0.00	\$1,429.89	4.2304	19.42%
Sewer	100	CCF	\$421.09	\$0.00	\$421.09	4.2109	5.72%
Total Cost:			\$7,361.93	\$0.00	\$7,361.93		

For LEE  
ELEMENTARY



Filters: Cost Center Name Not Equal To DoNotReport; Billing Period Equal To 201203All Meter CodesAll Group Names

# elpaso

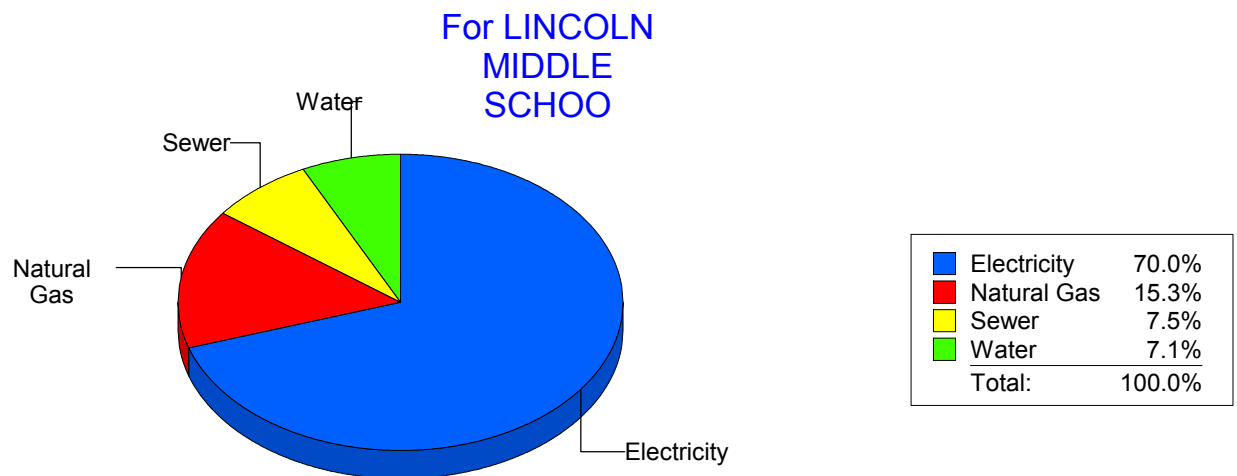
Energy CAP

Cost Avoidance Program

## Cost Summary Graph

Grouped by Energy Type

Energy Type	Use	Units	Meter Cost	Special Charges	Total Cost	Avg Unit Cost	% of Total Cost
Site: LINCOLN MIDDLE SCHOO - LINCOLN MIDDLE SCHOO							
Electricity	114,750	KWH	\$13,078.53	\$0.00	\$13,078.53	0.1140	70.03%
Natural Gas	5,385	CCF	\$2,862.75	\$0.00	\$2,862.75	0.5316	15.33%
Water	808	CCF	\$1,332.86	\$0.00	\$1,332.86	1.6496	7.14%
Sewer	962	CCF	\$1,401.96	\$0.00	\$1,401.96	1.4573	7.51%
Total Cost:			\$18,676.10	\$0.00	\$18,676.10		



Filters: Cost Center Name Not Equal To DoNotReport; Billing Period Equal To 201203All Meter CodesAll Group Names

# elpaso

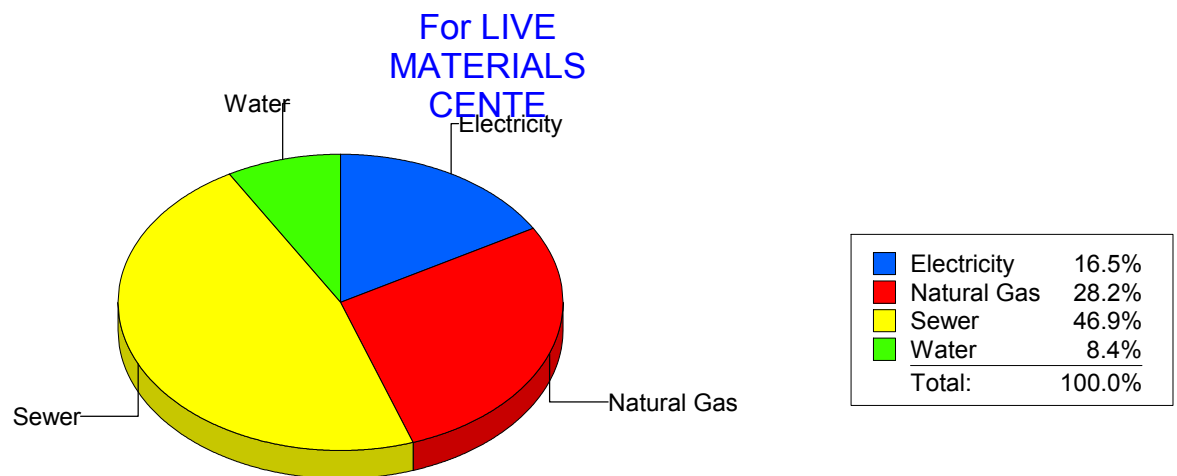
Energy CAP

Cost Avoidance Program

## Cost Summary Graph

Grouped by Energy Type

Energy Type	Use	Units	Meter Cost	Special Charges	Total Cost	Avg Unit Cost	% of Total Cost
Site: LIVE MATERIALS CENTE - LIVE MATERIALS CENTE							
Electricity	92 KWH		\$43.42	\$0.00	\$43.42	0.4720	16.54%
Natural Gas	0 CCF		\$74.04	\$0.00	\$74.04	0.0000	28.21%
Water	0 CCF		\$22.04	\$0.00	\$22.04	0.0000	8.40%
Sewer	78 CCF		\$123.00	\$0.00	\$123.00	1.5769	46.86%
Total Cost:			\$262.50	\$0.00	\$262.50		



Filters: Cost Center Name Not Equal To DoNotReport; Billing Period Equal To 201203All Meter CodesAll Group Names



# elpaso

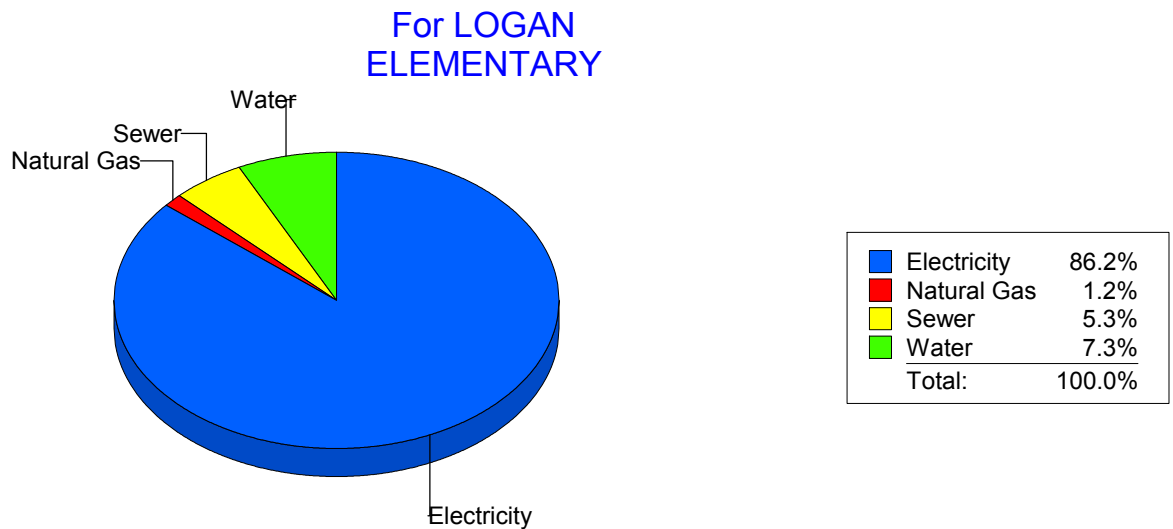
Energy CAP

Cost Avoidance Program

## Cost Summary Graph

Grouped by Energy Type

Energy Type	Use	Units	Meter Cost	Special Charges	Total Cost	Avg Unit Cost	% of Total Cost
Site: LOGAN ELEMENTARY - LOGAN ELEMENTARY							
Electricity	23,700	KWH	\$2,858.54	\$0.00	\$2,858.54	0.1206	86.24%
Natural Gas	56	CCF	\$38.60	\$0.00	\$38.60	0.6893	1.16%
Water	120	CCF	\$243.31	\$0.00	\$243.31	2.0276	7.34%
Sewer	84	CCF	\$174.15	\$0.00	\$174.15	2.0732	5.25%
Total Cost:			\$3,314.60	\$0.00	\$3,314.60		



Filters: Cost Center Name Not Equal To DoNotReport; Billing Period Equal To 201203All Meter CodesAll Group Names

# elpaso

Energy CAP

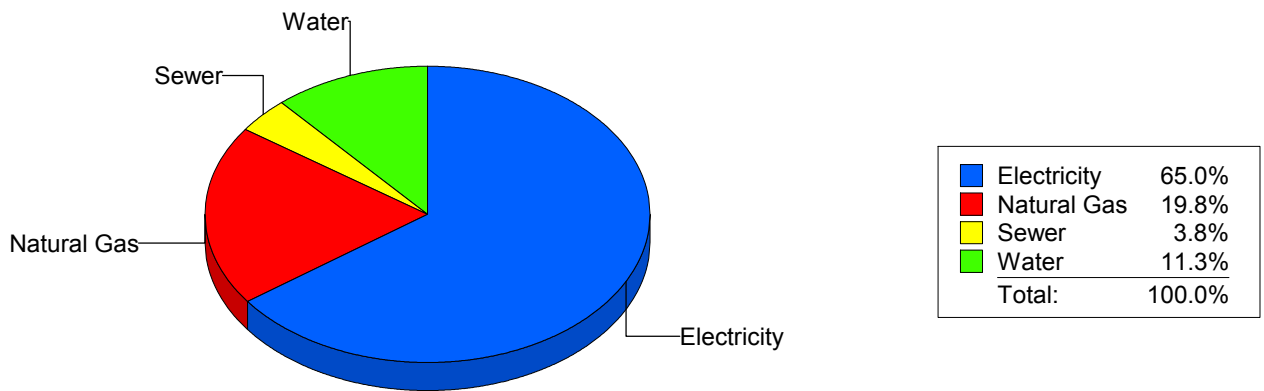
Cost Avoidance Program

## Cost Summary Graph

Grouped by Energy Type

Energy Type	Use	Units	Meter Cost	Special Charges	Total Cost	Avg Unit Cost	% of Total Cost
Site: LUNDY - LUNDY							
Electricity	49,000	KWH	\$5,330.63	\$0.00	\$5,330.63	0.1088	65.03%
Natural Gas	2,946	CCF	\$1,625.28	\$0.00	\$1,625.28	0.5517	19.83%
Water	225	CCF	\$929.96	\$0.00	\$929.96	4.1332	11.34%
Sewer	71	CCF	\$311.32	\$0.00	\$311.32	4.3848	3.80%
Total Cost:			\$8,197.19	\$0.00	\$8,197.19		

For LUNDY



Filters: Cost Center Name Not Equal To DoNotReport; Billing Period Equal To 201203All Meter CodesAll Group Names

# elpaso

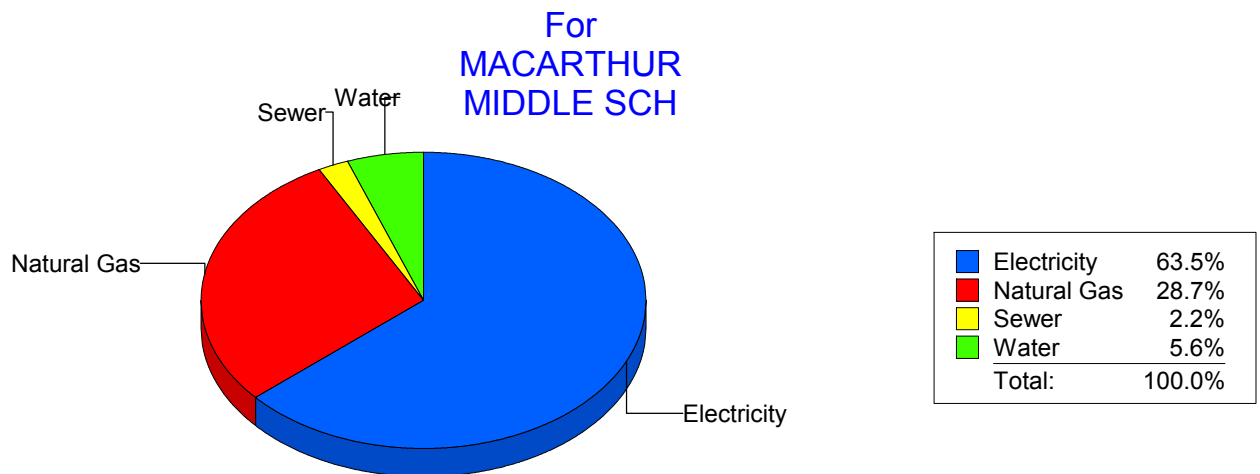
Energy CAP

Cost Avoidance Program

## Cost Summary Graph

Grouped by Energy Type

Energy Type	Use	Units	Meter Cost	Special Charges	Total Cost	Avg Unit Cost	% of Total Cost
Site: MACARTHUR MIDDLE SCH - MACARTHUR MIDDLE SCH							
Electricity	80,040	KWH	\$8,475.62	\$0.00	\$8,475.62	0.1059	63.53%
Natural Gas	7,247	CCF	\$3,829.74	\$0.00	\$3,829.74	0.5285	28.71%
Water	250	CCF	\$748.86	\$0.00	\$748.86	2.9954	5.61%
Sewer	111	CCF	\$287.15	\$0.00	\$287.15	2.5869	2.15%
Total Cost:			\$13,341.37	\$0.00	\$13,341.37		



Filters: Cost Center Name Not Equal To DoNotReport; Billing Period Equal To 201203All Meter CodesAll Group Names

# elpaso

Energy CAP

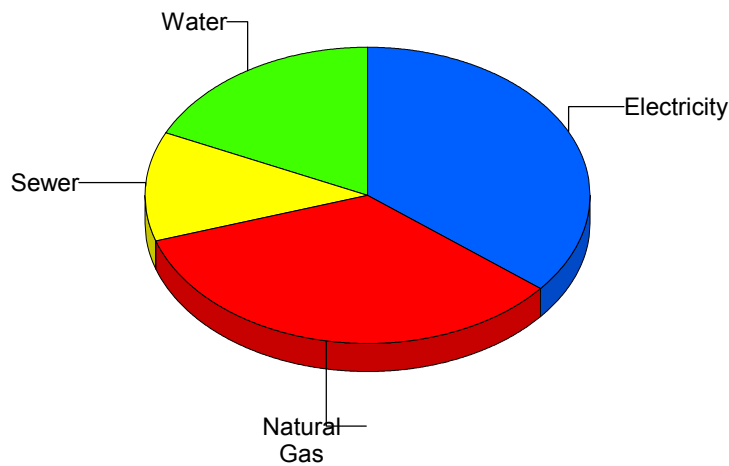
Cost Avoidance Program

## Cost Summary Graph

Grouped by Energy Type

Energy Type	Use	Units	Meter Cost	Special Charges	Total Cost	Avg Unit Cost	% of Total Cost
Site: MAGOFFIN MIDDLE SCHO - MAGOFFIN MIDDLE SCHO							
Electricity	11,001	KWH	\$1,431.48	\$0.00	\$1,431.48	0.1301	35.84%
Natural Gas	2,518	CCF	\$1,369.14	\$0.00	\$1,369.14	0.5437	34.28%
Water	192	CCF	\$724.56	\$0.00	\$724.56	3.7738	18.14%
Sewer	191	CCF	\$468.52	\$0.00	\$468.52	2.4530	11.73%
Total Cost:			\$3,993.70	\$0.00	\$3,993.70		

For MAGOFFIN  
MIDDLE SCHO



Electricity	35.8%
Natural Gas	34.3%
Sewer	11.7%
Water	18.1%
Total:	100.0%

Filters: Cost Center Name Not Equal To DoNotReport; Billing Period Equal To 201203All Meter CodesAll Group Names

# elpaso

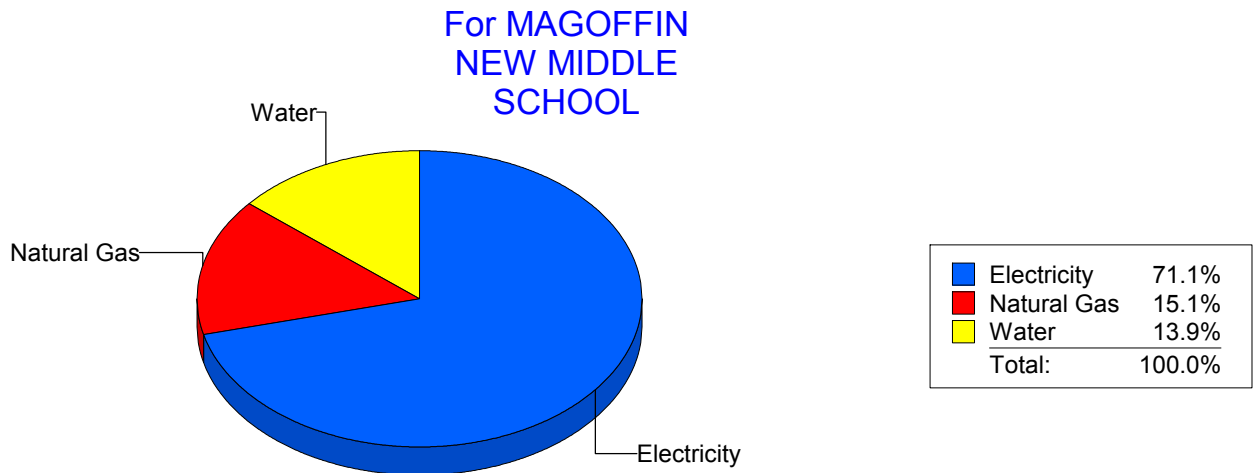
Energy CAP

Cost Avoidance Program

## Cost Summary Graph

Grouped by Energy Type

Energy Type	Use	Units	Meter Cost	Special Charges	Total Cost	Avg Unit Cost	% of Total Cost
Site: MAGOFFINMIDDLESCHOOLN047 - MAGOFFIN NEW MIDDLE SCHOOL							
Electricity	99,800	KWH	\$9,812.74	\$0.00	\$9,812.74	0.0983	71.09%
Natural Gas	3,873	CCF	\$2,077.55	\$0.00	\$2,077.55	0.5364	15.05%
Water	484	CCF	\$1,913.76	\$0.00	\$1,913.76	3.9540	13.86%
Total Cost:			\$13,804.05	\$0.00	\$13,804.05		



Filters: Cost Center Name Not Equal To DoNotReport; Billing Period Equal To 201203All Meter CodesAll Group Names

# elpaso

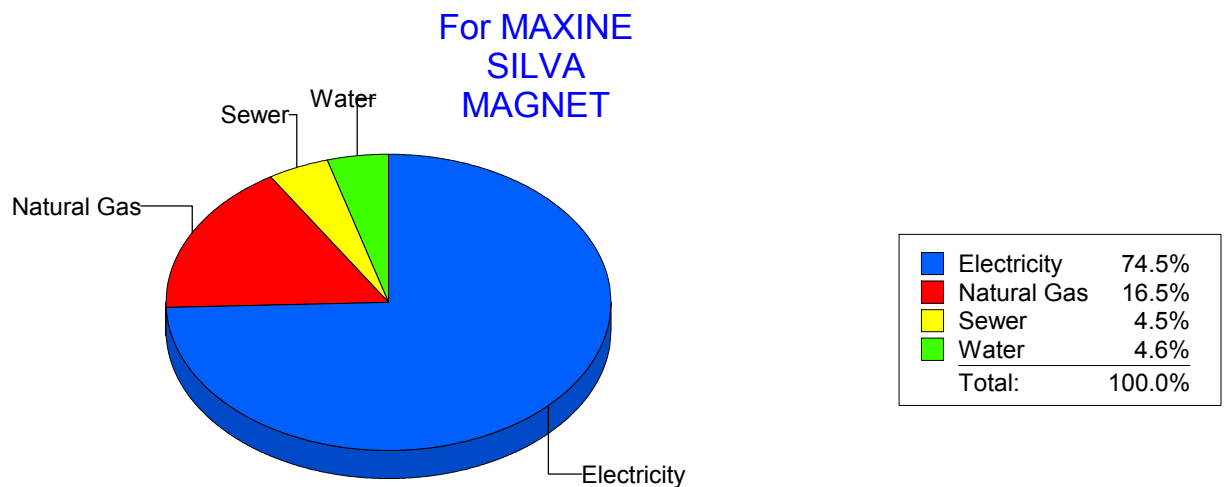
Energy CAP

Cost Avoidance Program

## Cost Summary Graph

Grouped by Energy Type

Energy Type	Use	Units	Meter Cost	Special Charges	Total Cost	Avg Unit Cost	% of Total Cost
Site: MAXINE SILVA MAGNET - MAXINE SILVA MAGNET							
Electricity	54,600	KWH	\$6,430.67	\$0.00	\$6,430.67	0.1178	74.53%
Natural Gas	2,616	CCF	\$1,420.82	\$0.00	\$1,420.82	0.5431	16.47%
Water	162	CCF	\$392.80	\$0.00	\$392.80	2.4247	4.55%
Sewer	185	CCF	\$384.09	\$0.00	\$384.09	2.0762	4.45%
Total Cost:			\$8,628.38	\$0.00	\$8,628.38		



Filters: Cost Center Name Not Equal To DoNotReport; Billing Period Equal To 201203All Meter CodesAll Group Names

# elpaso

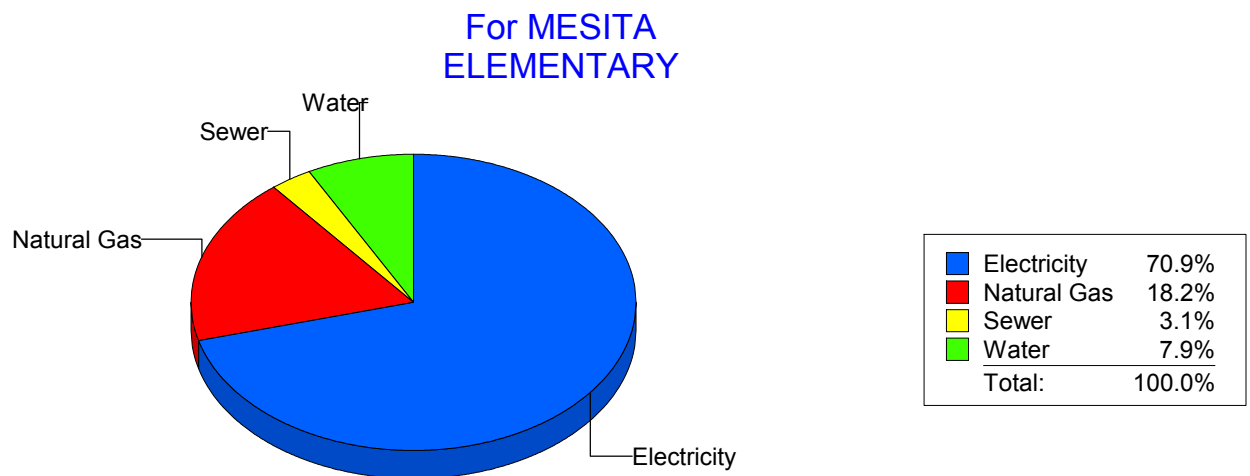
Energy CAP

Cost Avoidance Program

## Cost Summary Graph

Grouped by Energy Type

Energy Type	Use	Units	Meter Cost	Special Charges	Total Cost	Avg Unit Cost	% of Total Cost
Site: MESITA ELEMENTARY - MESITA ELEMENTARY							
Electricity	66,480	KWH	\$8,554.54	\$0.00	\$8,554.54	0.1287	70.88%
Natural Gas	4,035	CCF	\$2,194.98	\$0.00	\$2,194.98	0.5440	18.19%
Water	257	CCF	\$947.60	\$0.00	\$947.60	3.6872	7.85%
Sewer	117	CCF	\$371.58	\$0.00	\$371.58	3.1759	3.08%
Total Cost:			\$12,068.70	\$0.00	\$12,068.70		



Filters: Cost Center Name Not Equal To DoNotReport; Billing Period Equal To 201203All Meter CodesAll Group Names

# elpaso

Energy CAP

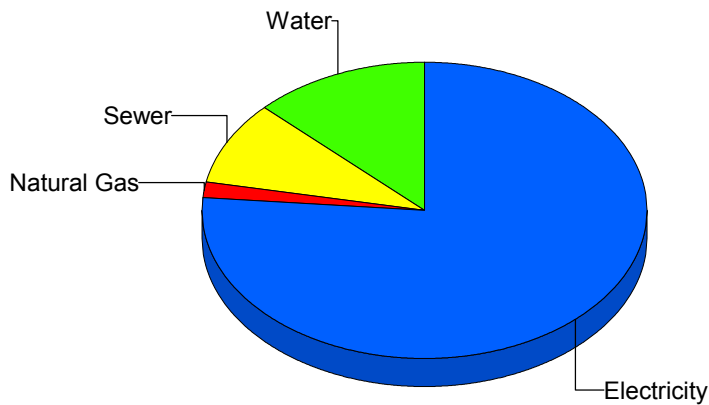
Cost Avoidance Program

## Cost Summary Graph

Grouped by Energy Type

Energy Type	Use	Units	Meter Cost	Special Charges	Total Cost	Avg Unit Cost	% of Total Cost
Site: MILAM ELEMENTARY - MILAM ELEMENTARY							
Electricity	18,480	KWH	\$2,157.03	\$0.00	\$2,157.03	0.1167	76.33%
Natural Gas	67	CCF	\$46.18	\$0.00	\$46.18	0.6893	1.63%
Water	154	CCF	\$360.41	\$0.00	\$360.41	2.3403	12.75%
Sewer	92	CCF	\$262.26	\$0.00	\$262.26	2.8507	9.28%
Total Cost:			\$2,825.88	\$0.00	\$2,825.88		

For MILAM  
ELEMENTARY



Electricity	76.3%
Natural Gas	1.6%
Sewer	9.3%
Water	12.8%
Total:	100.0%

Filters: Cost Center Name Not Equal To DoNotReport; Billing Period Equal To 201203All Meter CodesAll Group Names



# elpaso

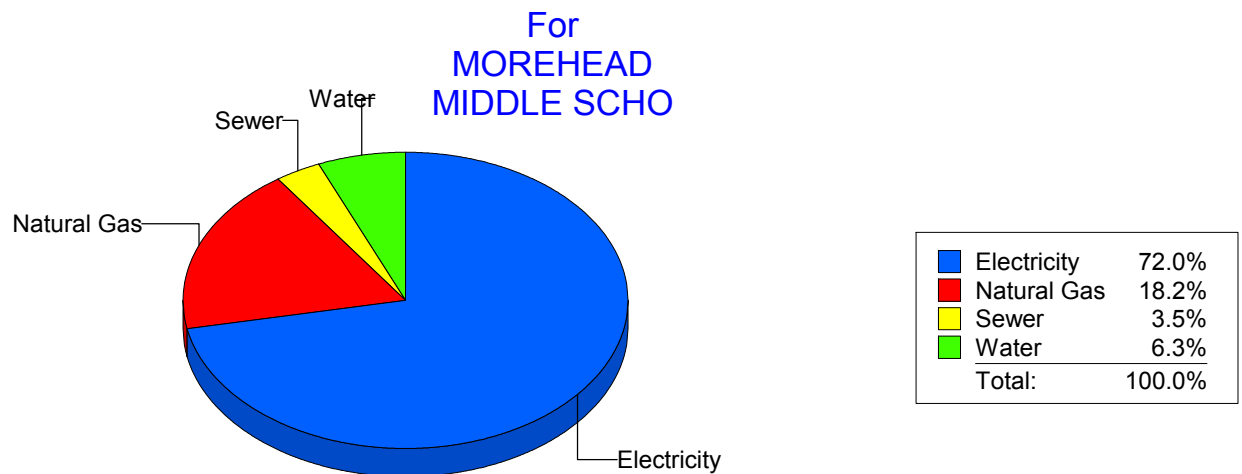
Energy CAP

Cost Avoidance Program

## Cost Summary Graph

Grouped by Energy Type

Energy Type	Use	Units	Meter Cost	Special Charges	Total Cost	Avg Unit Cost	% of Total Cost
Site: MOREHEAD MIDDLE SCHO - MOREHEAD MIDDLE SCHO							
Electricity	86,492	KWH	\$9,324.23	\$0.00	\$9,324.23	0.1078	71.96%
Natural Gas	4,421	CCF	\$2,362.12	\$0.00	\$2,362.12	0.5343	18.23%
Water	512	CCF	\$819.82	\$0.00	\$819.82	1.6012	6.33%
Sewer	178	CCF	\$451.49	\$0.00	\$451.49	2.5365	3.48%
Total Cost:			\$12,957.66	\$0.00	\$12,957.66		



Filters: Cost Center Name Not Equal To DoNotReport; Billing Period Equal To 201203All Meter CodesAll Group Names

# elpaso

Energy CAP

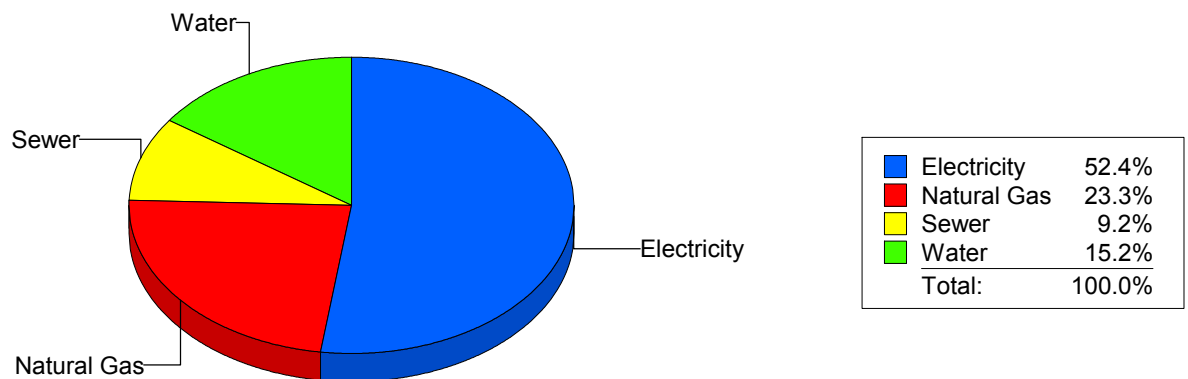
Cost Avoidance Program

## Cost Summary Graph

Grouped by Energy Type

Energy Type	Use	Units	Meter Cost	Special Charges	Total Cost	Avg Unit Cost	% of Total Cost
Site: NEWMAN ELEMENTARY - NEWMAN ELEMENTARY							
Electricity	21,413	KWH	\$2,816.24	\$0.00	\$2,816.24	0.1315	52.36%
Natural Gas	2,188	CCF	\$1,250.63	\$0.00	\$1,250.63	0.5716	23.25%
Water	447	CCF	\$819.08	\$0.00	\$819.08	1.8324	15.23%
Sewer	288	CCF	\$492.35	\$0.00	\$492.35	1.7095	9.15%
Total Cost:			\$5,378.30	\$0.00	\$5,378.30		

For NEWMAN  
ELEMENTARY



Filters: Cost Center Name Not Equal To DoNotReport; Billing Period Equal To 201203All Meter CodesAll Group Names

# elpaso

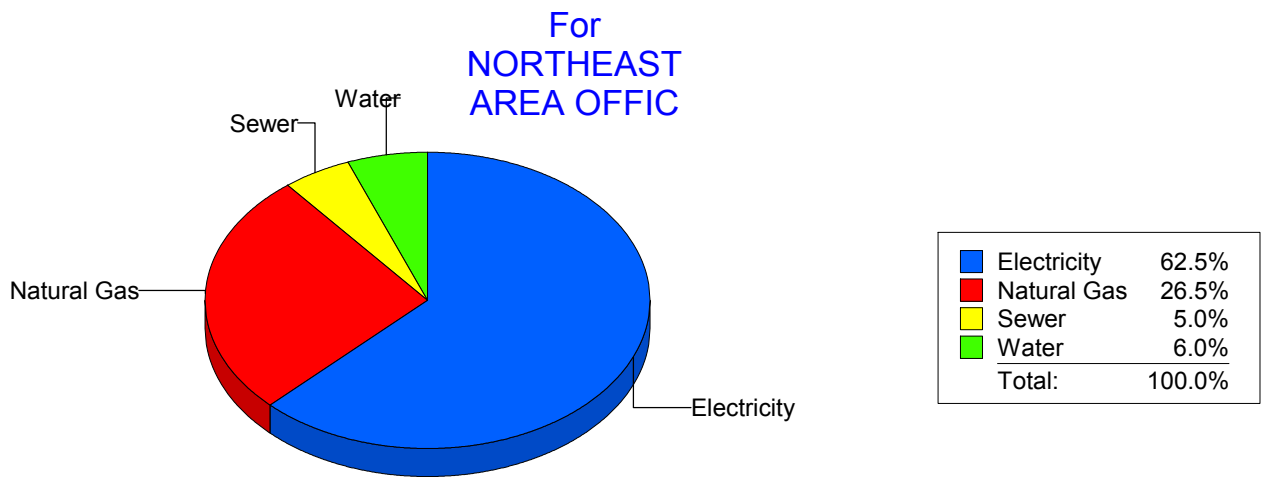
Energy CAP

Cost Avoidance Program

## Cost Summary Graph

Grouped by Energy Type

Energy Type	Use	Units	Meter Cost	Special Charges	Total Cost	Avg Unit Cost	% of Total Cost
Site: NORTHEAST AREA OFFIC - NORTHEAST AREA OFFIC							
Electricity	4,200	KWH	\$602.44	\$0.00	\$602.44	0.1434	62.52%
Natural Gas	247	CCF	\$255.43	\$0.00	\$255.43	1.0341	26.51%
Water	9	CCF	\$57.49	\$0.00	\$57.49	6.3878	5.97%
Sewer	5	CCF	\$48.19	\$0.00	\$48.19	9.6380	5.00%
Total Cost:			\$963.55	\$0.00	\$963.55		



Filters: Cost Center Name Not Equal To DoNotReport; Billing Period Equal To 201203All Meter CodesAll Group Names

# elpaso

Energy CAP

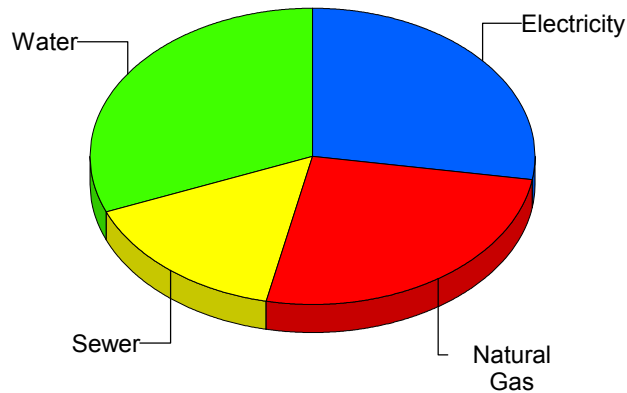
Cost Avoidance Program

## Cost Summary Graph

Grouped by Energy Type

Energy Type	Use	Units	Meter Cost	Special Charges	Total Cost	Avg Unit Cost	% of Total Cost
Site: NORTHEAST AREA TRANS - NORTHEAST AREA TRANS							
Electricity	4,555	KWH	\$496.36	\$0.00	\$496.36	0.1090	27.63%
Natural Gas	750	CCF	\$461.50	\$0.00	\$461.50	0.6153	25.69%
Water	140	CCF	\$561.34	\$0.00	\$561.34	4.0096	31.25%
Sewer	45	CCF	\$277.26	\$0.00	\$277.26	6.1613	15.43%
Total Cost:			\$1,796.46	\$0.00	\$1,796.46		

For  
NORTHEAST  
AREA TRANS



Electricity	27.6%
Natural Gas	25.7%
Sewer	15.4%
Water	31.2%
Total:	100.0%

Filters: Cost Center Name Not Equal To DoNotReport; Billing Period Equal To 201203All Meter CodesAll Group Names

# elpaso

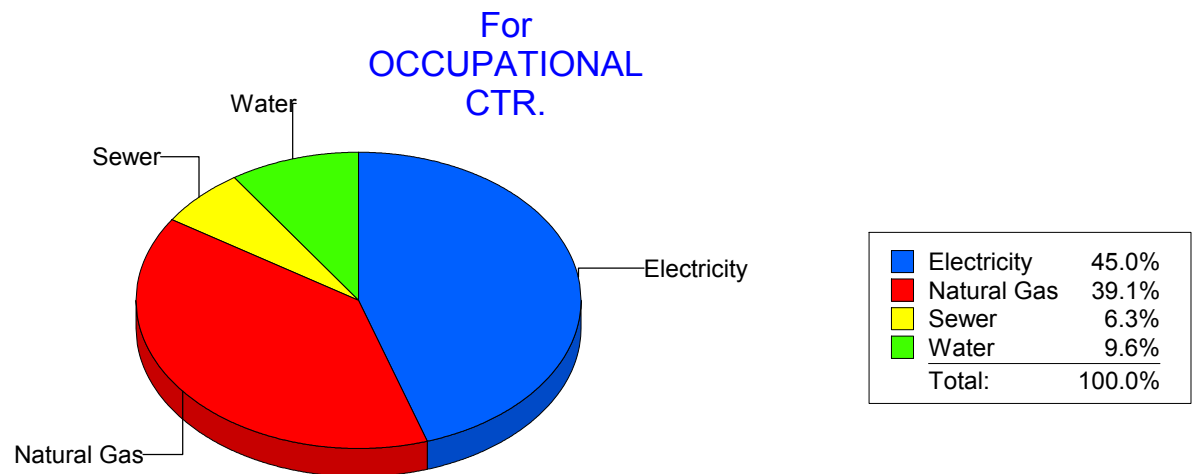
Energy CAP

Cost Avoidance Program

## Cost Summary Graph

Grouped by Energy Type

Energy Type	Use	Units	Meter Cost	Special Charges	Total Cost	Avg Unit Cost	% of Total Cost
Site: OCCUPATIONAL CTR. - OCCUPATIONAL CTR.							
Electricity	3,800	KWH	\$408.59	\$0.00	\$408.59	0.1075	44.98%
Natural Gas	604	CCF	\$355.44	\$0.00	\$355.44	0.5885	39.12%
Water	9	CCF	\$86.94	\$0.00	\$86.94	9.6600	9.57%
Sewer	5	CCF	\$57.51	\$0.00	\$57.51	11.5020	6.33%
Total Cost:			\$908.48	\$0.00	\$908.48		



Filters: Cost Center Name Not Equal To DoNotReport; Billing Period Equal To 201203All Meter CodesAll Group Names

# elpaso

Energy CAP

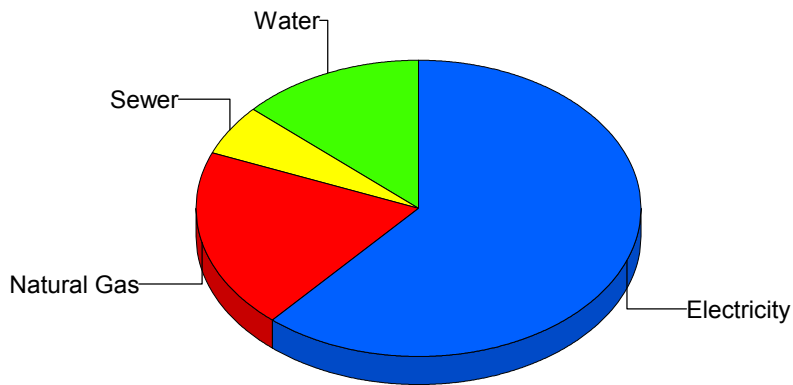
Cost Avoidance Program

## Cost Summary Graph

Grouped by Energy Type

Energy Type	Use	Units	Meter Cost	Special Charges	Total Cost	Avg Unit Cost	% of Total Cost
Site: PARK ELEMENTARY - PARK ELEMENTARY							
Electricity	25,059	KWH	\$3,498.51	\$0.00	\$3,498.51	0.1396	61.45%
Natural Gas	1,921	CCF	\$1,123.00	\$0.00	\$1,123.00	0.5846	19.72%
Water	226	CCF	\$763.30	\$0.00	\$763.30	3.3774	13.41%
Sewer	99	CCF	\$308.87	\$0.00	\$308.87	3.1199	5.42%
Total Cost:			\$5,693.68	\$0.00	\$5,693.68		

For PARK  
ELEMENTARY



Filters: Cost Center Name Not Equal To DoNotReport; Billing Period Equal To 201203All Meter CodesAll Group Names

# elpaso

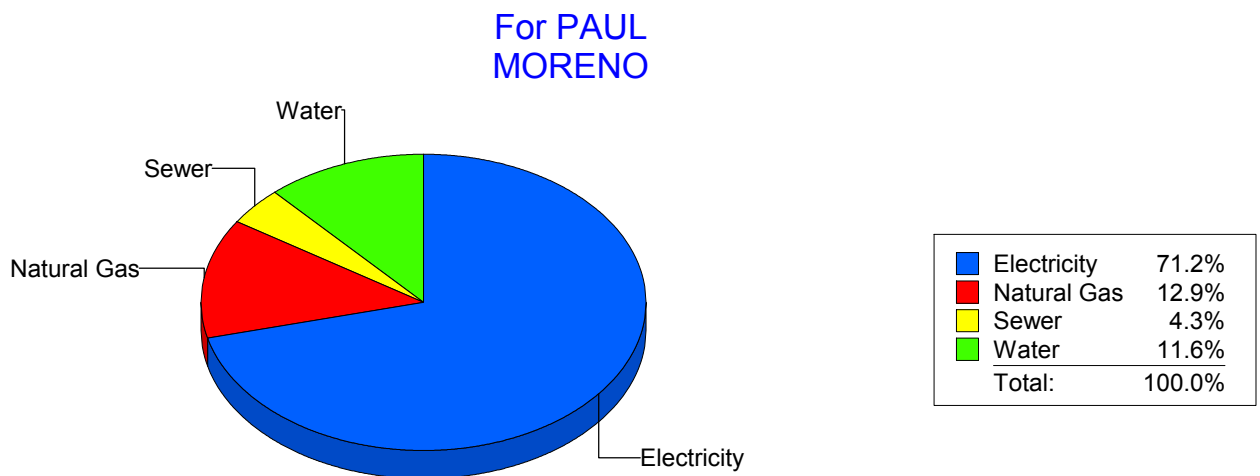
Energy CAP

Cost Avoidance Program

## Cost Summary Graph

Grouped by Energy Type

Energy Type	Use	Units	Meter Cost	Special Charges	Total Cost	Avg Unit Cost	% of Total Cost
Site: PAUL MORENO - PAUL MORENO							
Electricity	48,300	KWH	\$5,642.90	\$0.00	\$5,642.90	0.1168	71.19%
Natural Gas	1,817	CCF	\$1,026.36	\$0.00	\$1,026.36	0.5649	12.95%
Water	226	CCF	\$919.56	\$0.00	\$919.56	4.0688	11.60%
Sewer	111	CCF	\$338.11	\$0.00	\$338.11	3.0460	4.27%
Total Cost:			\$7,926.93	\$0.00	\$7,926.93		



Filters: Cost Center Name Not Equal To DoNotReport; Billing Period Equal To 201203All Meter CodesAll Group Names

# elpaso

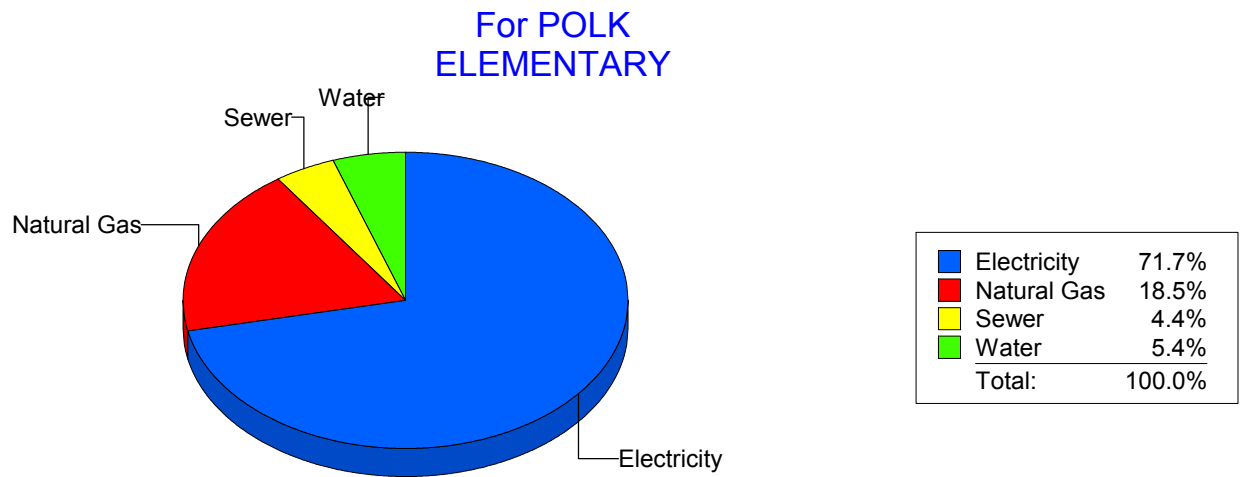
Energy CAP

Cost Avoidance Program

## Cost Summary Graph

Grouped by Energy Type

Energy Type	Use	Units	Meter Cost	Special Charges	Total Cost	Avg Unit Cost	% of Total Cost
Site: POLK ELEMENTARY - POLK ELEMENTARY							
Electricity	36,340	KWH	\$4,054.03	\$0.00	\$4,054.03	0.1116	71.74%
Natural Gas	1,837	CCF	\$1,045.35	\$0.00	\$1,045.35	0.5691	18.50%
Water	118	CCF	\$304.76	\$0.00	\$304.76	2.5827	5.39%
Sewer	80	CCF	\$246.54	\$0.00	\$246.54	3.0818	4.36%
Total Cost:			\$5,650.68	\$0.00	\$5,650.68		



Filters: Cost Center Name Not Equal To DoNotReport; Billing Period Equal To 201203All Meter CodesAll Group Names



# elpaso

Energy CAP

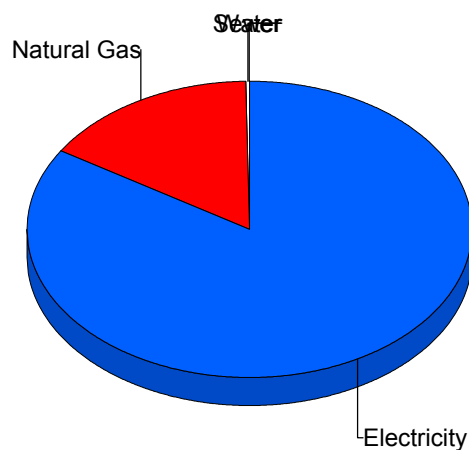
Cost Avoidance Program

## Cost Summary Graph

Grouped by Energy Type

Energy Type	Use	Units	Meter Cost	Special Charges	Total Cost	Avg Unit Cost	% of Total Cost
Site: POWELL - POWELL							
Electricity	37,320	KWH	\$4,756.23	\$0.00	\$4,756.23	0.1274	83.91%
Natural Gas	1,633	CCF	\$900.29	\$0.00	\$900.29	0.5513	15.88%
Water	4	CCF	\$4.13	\$0.00	\$4.13	1.0325	0.07%
Sewer	4	CCF	\$7.55	\$0.00	\$7.55	1.8875	0.13%
Total Cost:			\$5,668.20	\$0.00	\$5,668.20		

For POWELL



Electricity	83.9%
Natural Gas	15.9%
Sewer	0.1%
Water	0.1%
Total:	100.0%

Filters: Cost Center Name Not Equal To DoNotReport; Billing Period Equal To 201203All Meter CodesAll Group Names

**elpaso**

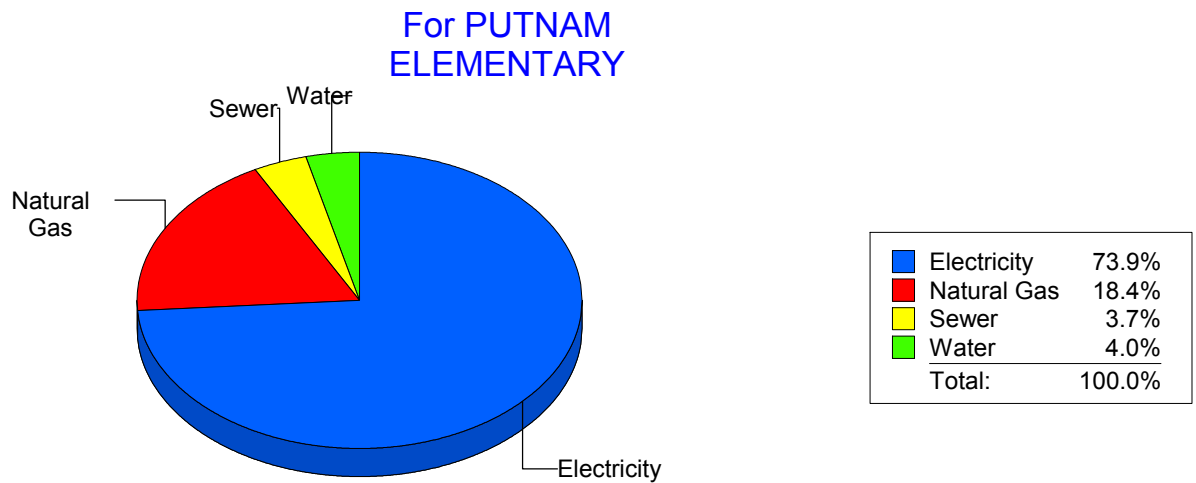
Energy CAP

Cost Avoidance Program

**Cost Summary Graph**

Grouped by Energy Type

Energy Type	Use	Units	Meter Cost	Special Charges	Total Cost	Avg Unit Cost	% of Total Cost
Site: PUTNAM ELEMENTARY - PUTNAM ELEMENTARY							
Electricity	29,937	KWH	\$3,821.23	\$0.00	\$3,821.23	0.1276	73.88%
Natural Gas	1,678	CCF	\$952.90	\$0.00	\$952.90	0.5679	18.42%
Water	95	CCF	\$208.02	\$0.00	\$208.02	2.1897	4.02%
Sewer	88	CCF	\$190.18	\$0.00	\$190.18	2.1611	3.68%
Total Cost:			\$5,172.33	\$0.00	\$5,172.33		



Filters: Cost Center Name Not Equal To DoNotReport; Billing Period Equal To 201203All Meter CodesAll Group Names

# elpaso

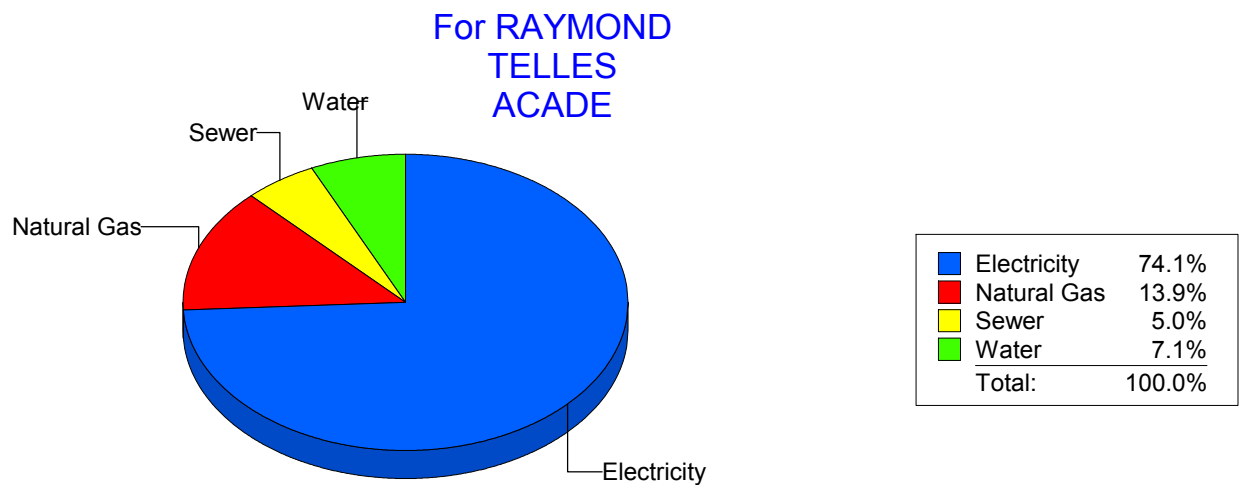
Energy CAP

Cost Avoidance Program

## Cost Summary Graph

Grouped by Energy Type

Energy Type	Use	Units	Meter Cost	Special Charges	Total Cost	Avg Unit Cost	% of Total Cost
Site: RAYMOND TELLES ACADE - RAYMOND TELLES ACADE							
Electricity	38,200	KWH	\$4,212.88	\$0.00	\$4,212.88	0.1103	74.05%
Natural Gas	1,422	CCF	\$788.58	\$0.00	\$788.58	0.5546	13.86%
Water	168	CCF	\$401.74	\$0.00	\$401.74	2.3913	7.06%
Sewer	110	CCF	\$285.84	\$0.00	\$285.84	2.5985	5.02%
Total Cost:			\$5,689.04	\$0.00	\$5,689.04		



Filters: Cost Center Name Not Equal To DoNotReport; Billing Period Equal To 201203All Meter CodesAll Group Names

# elpaso

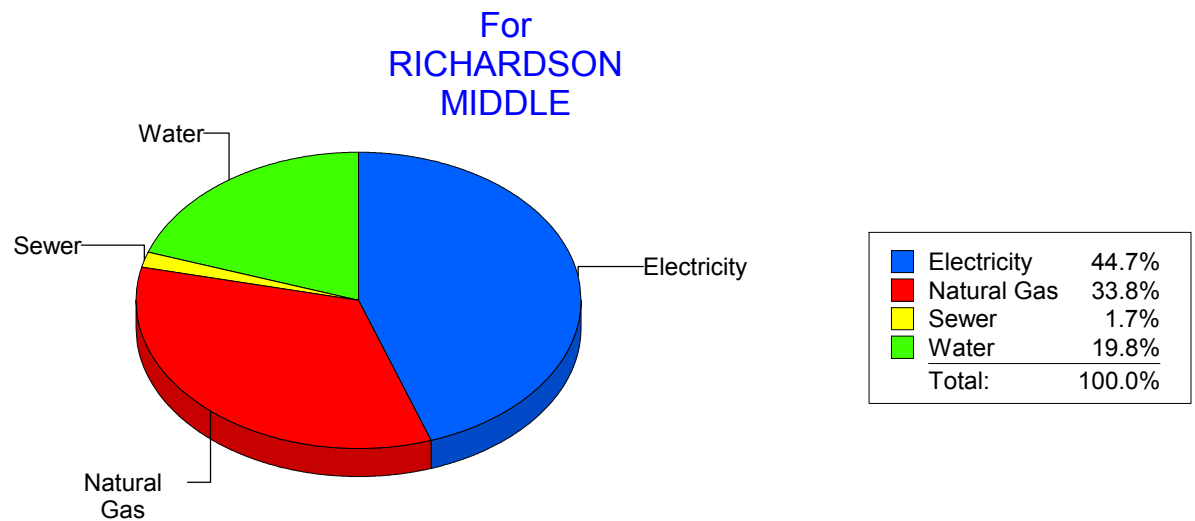
Energy CAP

Cost Avoidance Program

## Cost Summary Graph

Grouped by Energy Type

Energy Type	Use	Units	Meter Cost	Special Charges	Total Cost	Avg Unit Cost	% of Total Cost
Site: RICHARDSON MIDDLE - RICHARDSON MIDDLE							
Electricity	66,900	KWH	\$7,860.77	\$0.00	\$7,860.77	0.1175	44.72%
Natural Gas	11,305	CCF	\$5,937.15	\$0.00	\$5,937.15	0.5252	33.77%
Water	716	CCF	\$3,484.15	\$0.00	\$3,484.15	4.8661	19.82%
Sewer	119	CCF	\$297.63	\$0.00	\$297.63	2.5011	1.69%
Total Cost:			\$17,579.70	\$0.00	\$17,579.70		



Filters: Cost Center Name Not Equal To DoNotReport; Billing Period Equal To 201203All Meter CodesAll Group Names

# elpaso

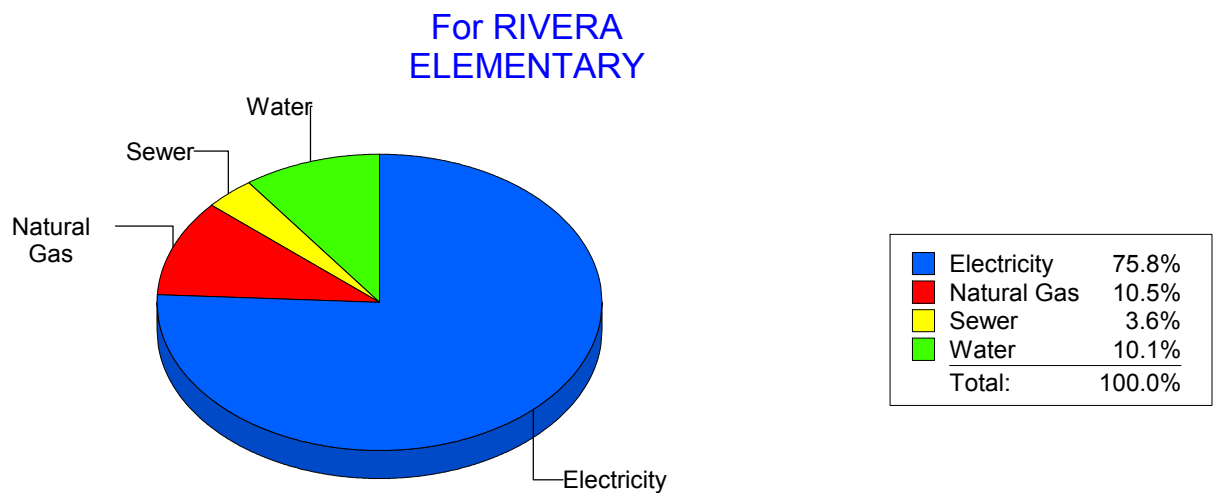
Energy CAP

Cost Avoidance Program

## Cost Summary Graph

Grouped by Energy Type

Energy Type	Use	Units	Meter Cost	Special Charges	Total Cost	Avg Unit Cost	% of Total Cost
Site: RIVERA ELEMENTARY - RIVERA ELEMENTARY							
Electricity	53,160	KWH	\$5,839.38	\$0.00	\$5,839.38	0.1098	75.78%
Natural Gas	1,402	CCF	\$810.86	\$0.00	\$810.86	0.5784	10.52%
Water	226	CCF	\$777.42	\$0.00	\$777.42	3.4399	10.09%
Sewer	104	CCF	\$277.98	\$0.00	\$277.98	2.6729	3.61%
Total Cost:			\$7,705.64	\$0.00	\$7,705.64		



Filters: Cost Center Name Not Equal To DoNotReport; Billing Period Equal To 201203All Meter CodesAll Group Names

# elpaso

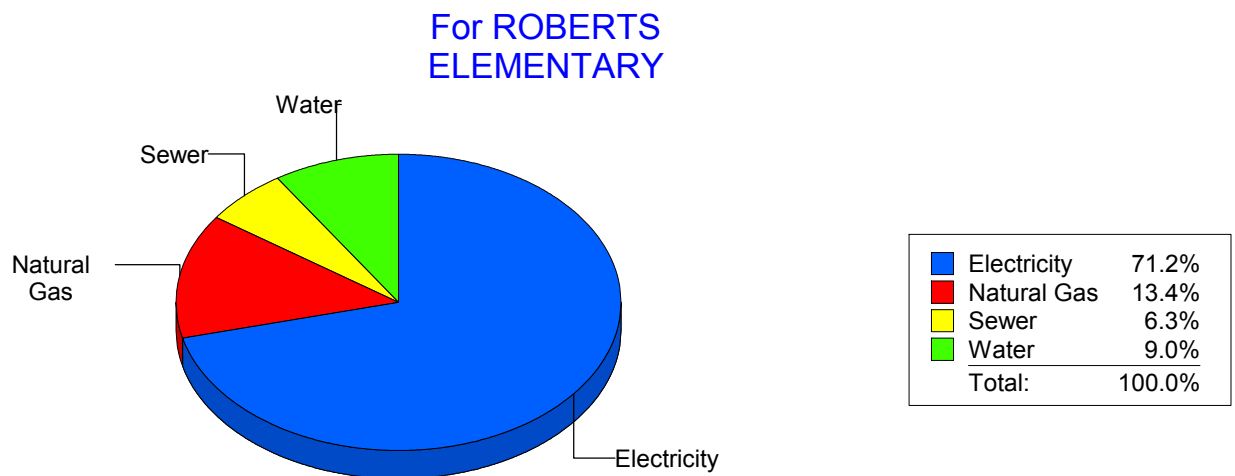
Energy CAP

Cost Avoidance Program

## Cost Summary Graph

Grouped by Energy Type

Energy Type	Use	Units	Meter Cost	Special Charges	Total Cost	Avg Unit Cost	% of Total Cost
Site: ROBERTS ELEMENTARY - ROBERTS ELEMENTARY							
Electricity	36,344	KWH	\$3,729.09	\$0.00	\$3,729.09	0.1026	71.24%
Natural Gas	1,201	CCF	\$700.81	\$0.00	\$700.81	0.5835	13.39%
Water	212	CCF	\$472.89	\$0.00	\$472.89	2.2306	9.03%
Sewer	137	CCF	\$331.62	\$0.00	\$331.62	2.4206	6.34%
Total Cost:			\$5,234.41	\$0.00	\$5,234.41		



Filters: Cost Center Name Not Equal To DoNotReport; Billing Period Equal To 201203All Meter CodesAll Group Names

# elpaso

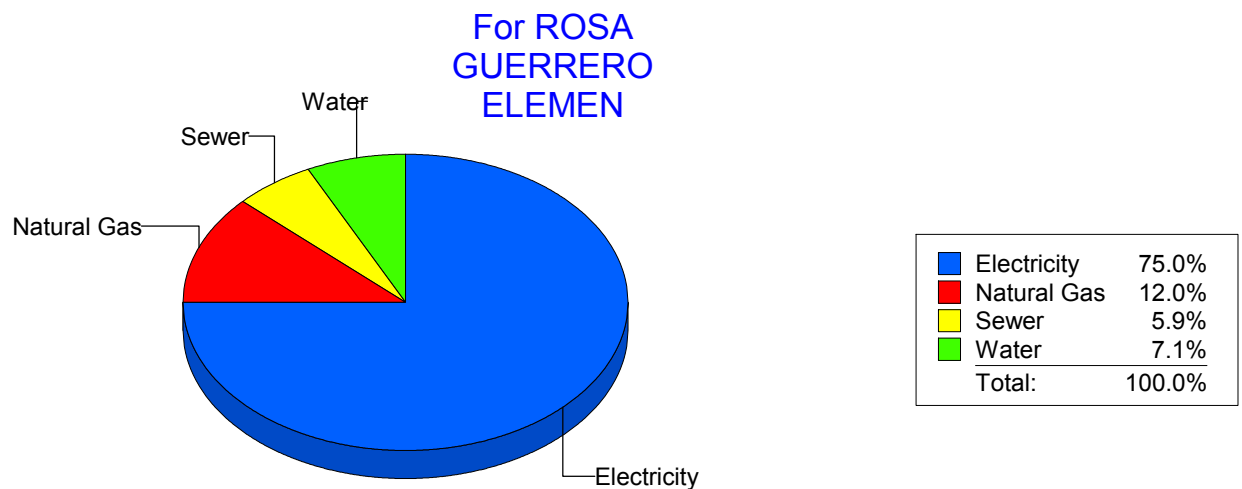
Energy CAP

Cost Avoidance Program

## Cost Summary Graph

Grouped by Energy Type

Energy Type	Use	Units	Meter Cost	Special Charges	Total Cost	Avg Unit Cost	% of Total Cost
Site: ROSA GUERRERO ELEMEN - ROSA GUERRERO ELEMEN							
Electricity	42,360	KWH	\$5,646.15	\$0.00	\$5,646.15	0.1333	75.05%
Natural Gas	1,576	CCF	\$899.64	\$0.00	\$899.64	0.5708	11.96%
Water	247	CCF	\$533.39	\$0.00	\$533.39	2.1595	7.09%
Sewer	182	CCF	\$444.27	\$0.00	\$444.27	2.4410	5.91%
Total Cost:			\$7,523.45	\$0.00	\$7,523.45		



Filters: Cost Center Name Not Equal To DoNotReport; Billing Period Equal To 201203All Meter CodesAll Group Names

# el Paso

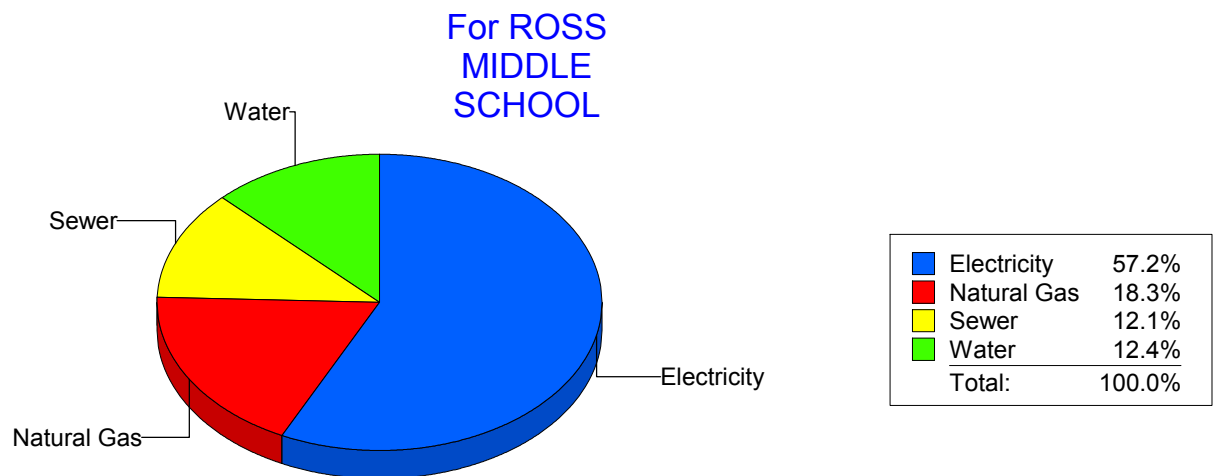
Energy CAP

Cost Avoidance Program

## Cost Summary Graph

Grouped by Energy Type

Energy Type	Use	Units	Meter Cost	Special Charges	Total Cost	Avg Unit Cost	% of Total Cost
Site: ROSS MIDDLE SCHOOL - ROSS MIDDLE SCHOOL							
Electricity	41,810	KWH	\$5,196.66	\$0.00	\$5,196.66	0.1243	57.19%
Natural Gas	3,068	CCF	\$1,659.48	\$0.00	\$1,659.48	0.5409	18.26%
Water	672	CCF	\$1,130.22	\$0.00	\$1,130.22	1.6819	12.44%
Sewer	732	CCF	\$1,100.66	\$0.00	\$1,100.66	1.5036	12.11%
Total Cost:			\$9,087.02	\$0.00	\$9,087.02		



Filters: Cost Center Name Not Equal To DoNotReport; Billing Period Equal To 201203All Meter CodesAll Group Names



# elpaso

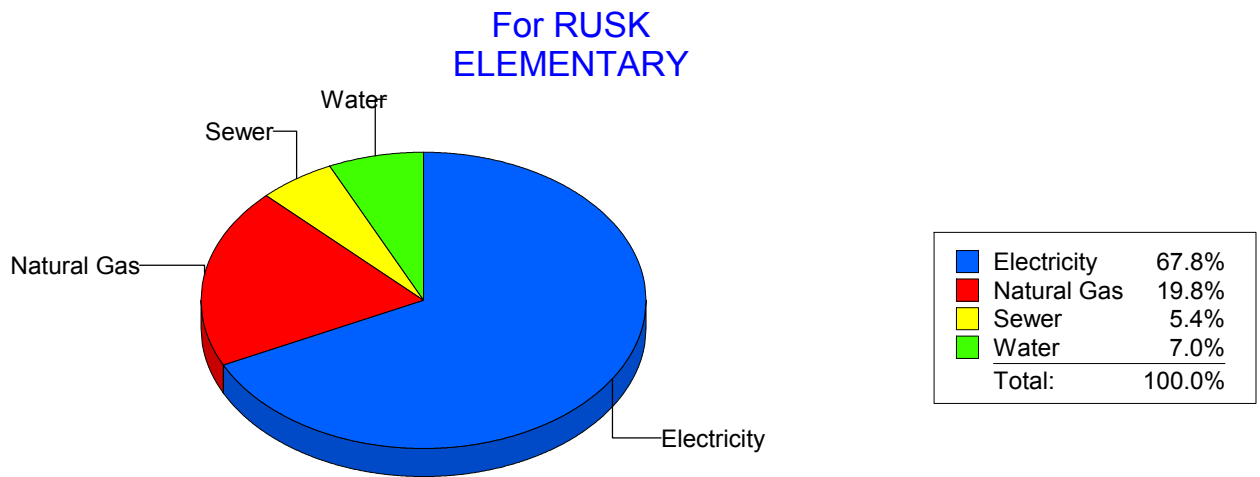
Energy CAP

Cost Avoidance Program

## Cost Summary Graph

Grouped by Energy Type

Energy Type	Use	Units	Meter Cost	Special Charges	Total Cost	Avg Unit Cost	% of Total Cost
Site: RUSK ELEMENTARY - RUSK ELEMENTARY							
Electricity	25,295	KWH	\$3,129.00	\$0.00	\$3,129.00	0.1237	67.82%
Natural Gas	1,551	CCF	\$914.01	\$0.00	\$914.01	0.5893	19.81%
Water	122	CCF	\$321.82	\$0.00	\$321.82	2.6379	6.98%
Sewer	84	CCF	\$248.67	\$0.00	\$248.67	2.9604	5.39%
Total Cost:			\$4,613.50	\$0.00	\$4,613.50		



Filters: Cost Center Name Not Equal To DoNotReport; Billing Period Equal To 201203All Meter CodesAll Group Names

# elpaso

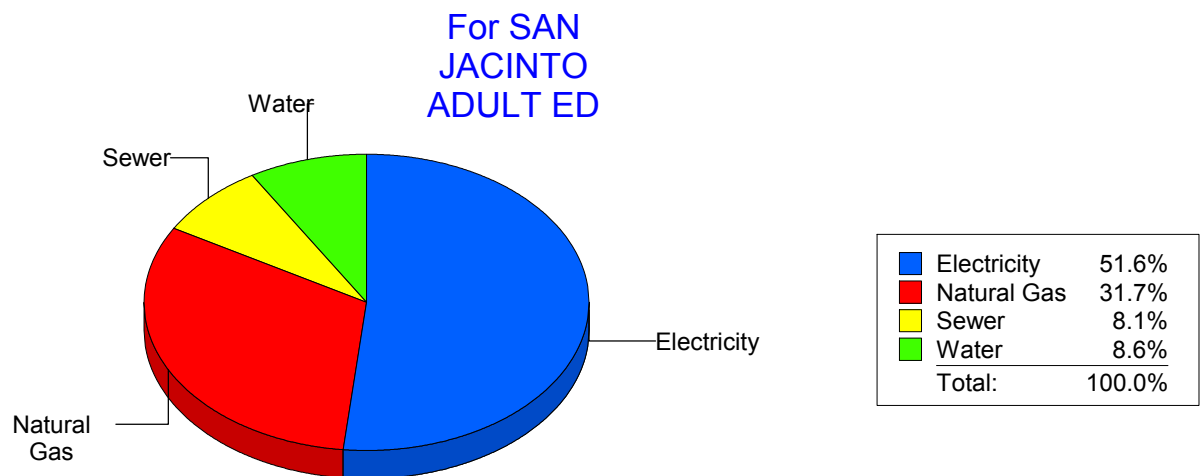
Energy CAP

Cost Avoidance Program

## Cost Summary Graph

Grouped by Energy Type

Energy Type	Use	Units	Meter Cost	Special Charges	Total Cost	Avg Unit Cost	% of Total Cost
Site: SAN JACINTO ADULT ED - SAN JACINTO ADULT ED							
Electricity	5,800	KWH	\$711.56	\$0.00	\$711.56	0.1227	51.63%
Natural Gas	758	CCF	\$437.17	\$0.00	\$437.17	0.5767	31.72%
Water	36	CCF	\$118.15	\$0.00	\$118.15	3.2819	8.57%
Sewer	36	CCF	\$111.27	\$0.00	\$111.27	3.0908	8.07%
Total Cost:			\$1,378.15	\$0.00	\$1,378.15		



Filters: Cost Center Name Not Equal To DoNotReport; Billing Period Equal To 201203All Meter CodesAll Group Names

# elpaso

Energy CAP

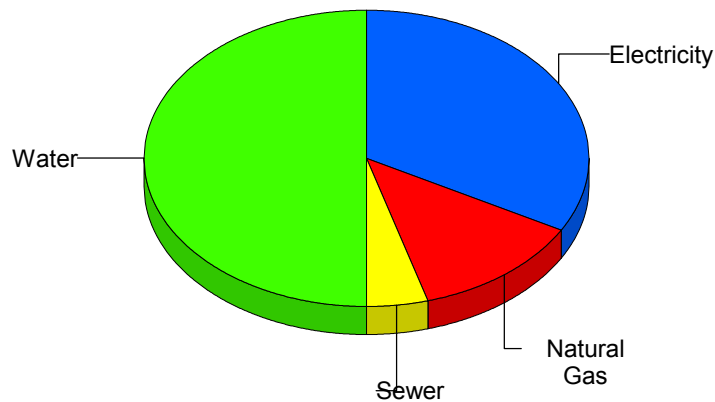
Cost Avoidance Program

## Cost Summary Graph

Grouped by Energy Type

Energy Type	Use	Units	Meter Cost	Special Charges	Total Cost	Avg Unit Cost	% of Total Cost
Site: SCHUSTER ELEMENTARY - SCHUSTER ELEMENTARY							
Electricity	16,480	KWH	\$1,691.18	\$0.00	\$1,691.18	0.1026	33.11%
Natural Gas	1,143	CCF	\$640.83	\$0.00	\$640.83	0.5607	12.55%
Water	679	CCF	\$2,551.30	\$0.00	\$2,551.30	3.7574	49.95%
Sewer	122	CCF	\$223.93	\$0.00	\$223.93	1.8355	4.38%
Total Cost:			\$5,107.24	\$0.00	\$5,107.24		

For  
SCHUSTER  
ELEMENTARY



Electricity	33.1%
Natural Gas	12.5%
Sewer	4.4%
Water	50.0%
Total:	100.0%

Filters: Cost Center Name Not Equal To DoNotReport; Billing Period Equal To 201203All Meter CodesAll Group Names

# elpaso

Energy CAP

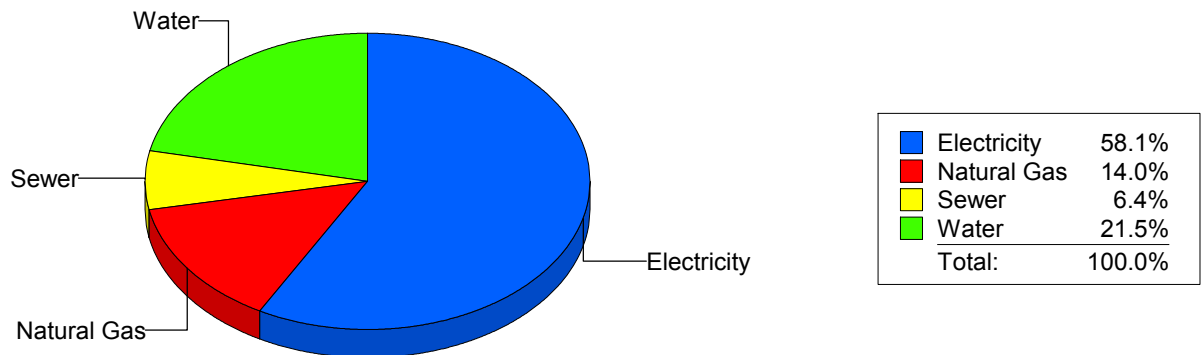
Cost Avoidance Program

## Cost Summary Graph

Grouped by Energy Type

Energy Type	Use	Units	Meter Cost	Special Charges	Total Cost	Avg Unit Cost	% of Total Cost
Site: STANTON ELEMENTARY - STANTON ELEMENTARY							
Electricity	23,233	KWH	\$3,115.92	\$0.00	\$3,115.92	0.1341	58.08%
Natural Gas	1,285	CCF	\$748.78	\$0.00	\$748.78	0.5827	13.96%
Water	467	CCF	\$1,155.67	\$0.00	\$1,155.67	2.4747	21.54%
Sewer	175	CCF	\$344.32	\$0.00	\$344.32	1.9675	6.42%
Total Cost:			\$5,364.69	\$0.00	\$5,364.69		

For STANTON  
ELEMENTARY



Filters: Cost Center Name Not Equal To DoNotReport; Billing Period Equal To 201203All Meter CodesAll Group Names

# elpaso

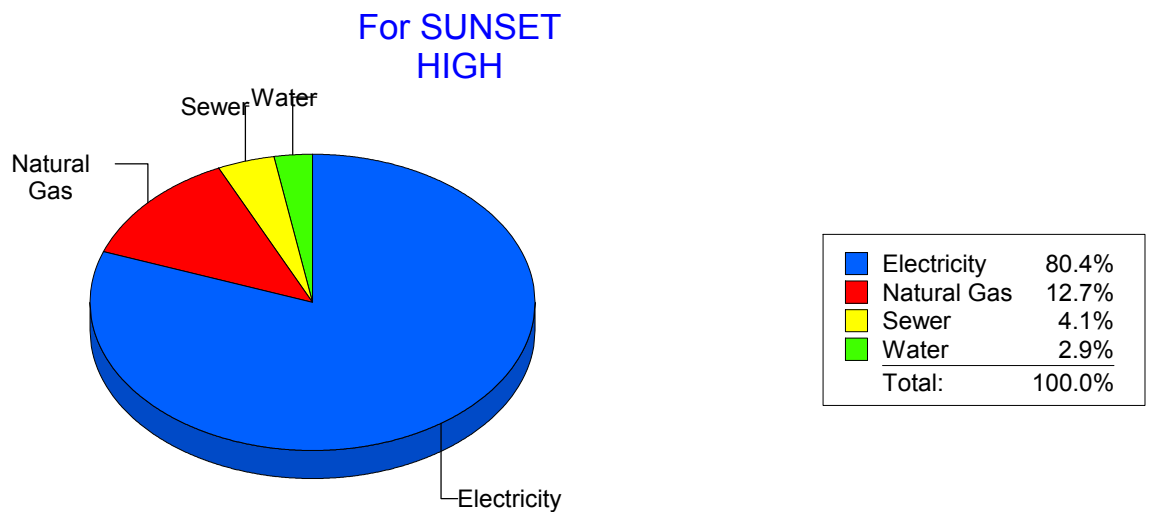
Energy CAP

Cost Avoidance Program

## Cost Summary Graph

Grouped by Energy Type

Energy Type	Use	Units	Meter Cost	Special Charges	Total Cost	Avg Unit Cost	% of Total Cost
Site: SUNSET HIGH - SUNSET HIGH							
Electricity	17,880	KWH	\$2,402.55	\$0.00	\$2,402.55	0.1344	80.42%
Natural Gas	647	CCF	\$377.95	\$0.00	\$377.95	0.5842	12.65%
Water	14	CCF	\$85.37	\$0.00	\$85.37	6.0979	2.86%
Sewer	44	CCF	\$121.75	\$0.00	\$121.75	2.7670	4.08%
Total Cost:			\$2,987.62	\$0.00	\$2,987.62		



Filters: Cost Center Name Not Equal To DoNotReport; Billing Period Equal To 201203All Meter CodesAll Group Names

# el Paso

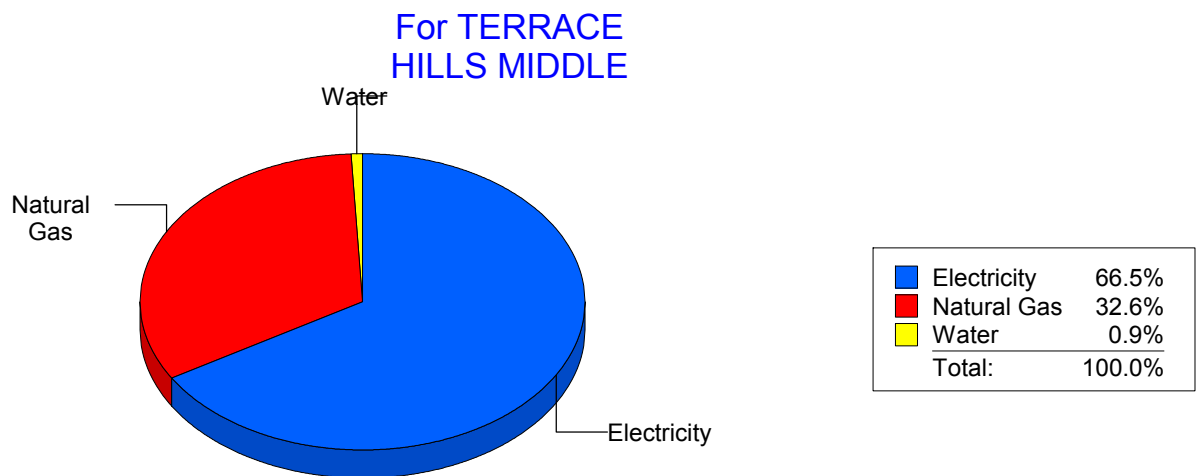
Energy CAP

Cost Avoidance Program

## Cost Summary Graph

Grouped by Energy Type

Energy Type	Use	Units	Meter Cost	Special Charges	Total Cost	Avg Unit Cost	% of Total Cost
Site: TERRACE HILLS MIDDLE - TERRACE HILLS MIDDLE							
Electricity	28,800	KWH	\$2,900.01	\$0.00	\$2,900.01	0.1007	66.49%
Natural Gas	2,555	CCF	\$1,423.98	\$0.00	\$1,423.98	0.5573	32.65%
Water	0	CCF	\$37.45	\$0.00	\$37.45	0.0000	0.86%
Total Cost:			\$4,361.44	\$0.00	\$4,361.44		



Filters: Cost Center Name Not Equal To DoNotReport; Billing Period Equal To 201203All Meter CodesAll Group Names

# elpaso

Energy CAP

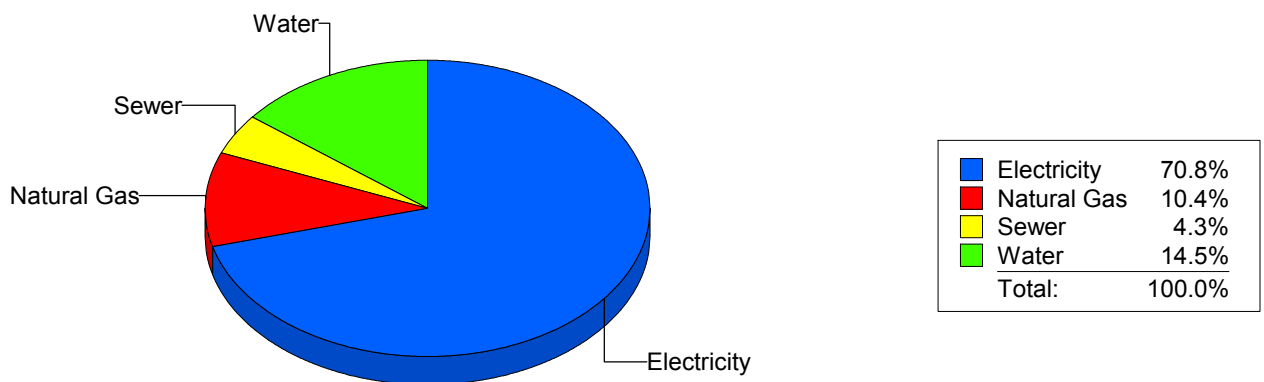
Cost Avoidance Program

## Cost Summary Graph

Grouped by Energy Type

Energy Type	Use	Units	Meter Cost	Special Charges	Total Cost	Avg Unit Cost	% of Total Cost
Site: TIPPIN - TIPPIN ELEMENTARY							
Electricity	51,480	KWH	\$5,697.42	\$0.00	\$5,697.42	0.1107	70.80%
Natural Gas	1,513	CCF	\$836.75	\$0.00	\$836.75	0.5530	10.40%
Water	291	CCF	\$1,166.64	\$0.00	\$1,166.64	4.0091	14.50%
Sewer	156	CCF	\$346.10	\$0.00	\$346.10	2.2186	4.30%
Total Cost:			\$8,046.91	\$0.00	\$8,046.91		

For TIPPIN  
ELEMENTARY



Filters: Cost Center Name Not Equal To DoNotReport; Billing Period Equal To 201203All Meter CodesAll Group Names

# elpaso

Energy CAP

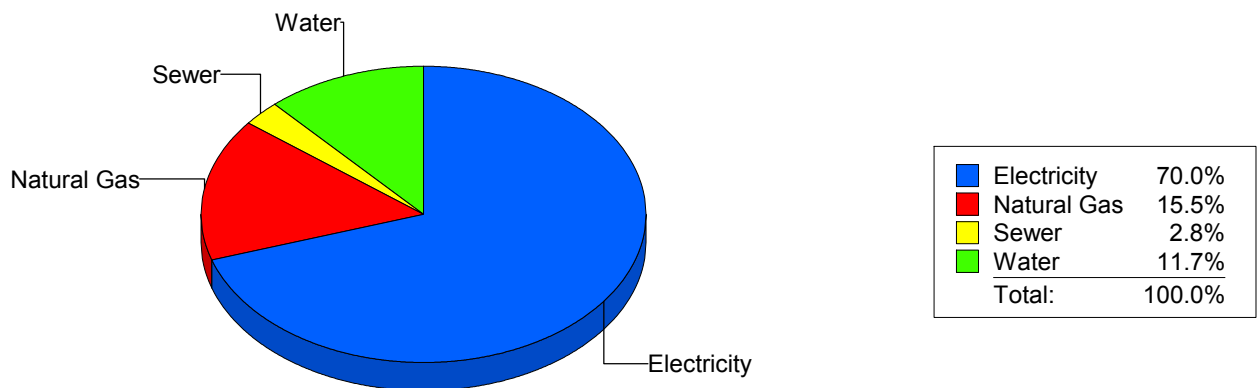
Cost Avoidance Program

## Cost Summary Graph

Grouped by Energy Type

Energy Type	Use	Units	Meter Cost	Special Charges	Total Cost	Avg Unit Cost	% of Total Cost
Site: TOMLEA - TOM LEA							
Electricity	47,880	KWH	\$5,818.42	\$0.00	\$5,818.42	0.1215	70.01%
Natural Gas	2,365	CCF	\$1,287.92	\$0.00	\$1,287.92	0.5446	15.50%
Water	264	CCF	\$973.10	\$0.00	\$973.10	3.6860	11.71%
Sewer	68	CCF	\$230.82	\$0.00	\$230.82	3.3944	2.78%
Total Cost:			\$8,310.26	\$0.00	\$8,310.26		

For TOM LEA



Filters: Cost Center Name Not Equal To DoNotReport; Billing Period Equal To 201203All Meter CodesAll Group Names



# elpaso

Energy CAP

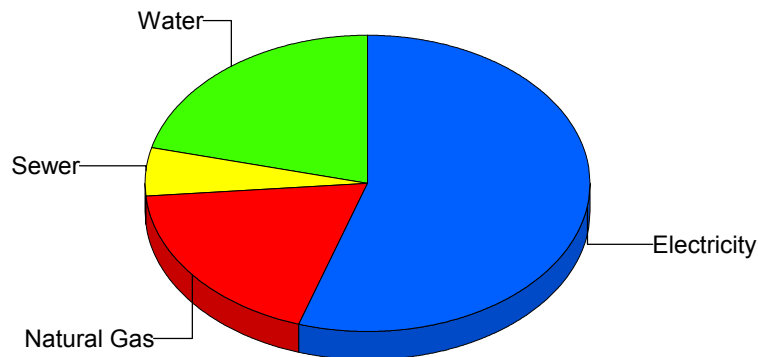
Cost Avoidance Program

## Cost Summary Graph

Grouped by Energy Type

Energy Type	Use	Units	Meter Cost	Special Charges	Total Cost	Avg Unit Cost	% of Total Cost
Site: TRAVIS ELEMENTARY SC - TRAVIS ELEMENTARY SC							
Electricity	20,883	KWH	\$2,437.12	\$0.00	\$2,437.12	0.1167	55.12%
Natural Gas	1,419	CCF	\$823.25	\$0.00	\$823.25	0.5802	18.62%
Water	238	CCF	\$928.29	\$0.00	\$928.29	3.9004	20.99%
Sewer	90	CCF	\$232.97	\$0.00	\$232.97	2.5886	5.27%
Total Cost:			\$4,421.63	\$0.00	\$4,421.63		

For TRAVIS  
ELEMENTARY  
SC



Electricity	55.1%
Natural Gas	18.6%
Sewer	5.3%
Water	21.0%
Total:	100.0%

Filters: Cost Center Name Not Equal To DoNotReport; Billing Period Equal To 201203All Meter CodesAll Group Names

# elpaso

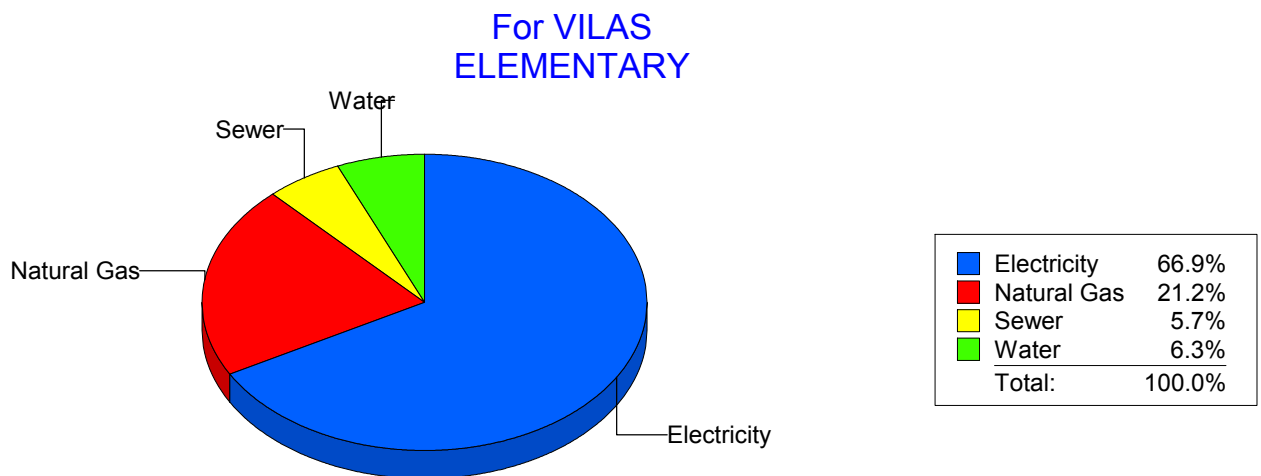
Energy CAP

Cost Avoidance Program

## Cost Summary Graph

Grouped by Energy Type

Energy Type	Use	Units	Meter Cost	Special Charges	Total Cost	Avg Unit Cost	% of Total Cost
Site: VILAS ELEMENTARY - VILAS ELEMENTARY							
Electricity	29,988	KWH	\$4,095.76	\$0.00	\$4,095.76	0.1366	66.87%
Natural Gas	2,187	CCF	\$1,296.95	\$0.00	\$1,296.95	0.5930	21.18%
Water	77	CCF	\$383.79	\$0.00	\$383.79	4.9843	6.27%
Sewer	62	CCF	\$348.07	\$0.00	\$348.07	5.6140	5.68%
Total Cost:			\$6,124.57	\$0.00	\$6,124.57		



Filters: Cost Center Name Not Equal To DoNotReport; Billing Period Equal To 201203All Meter CodesAll Group Names

# elpaso

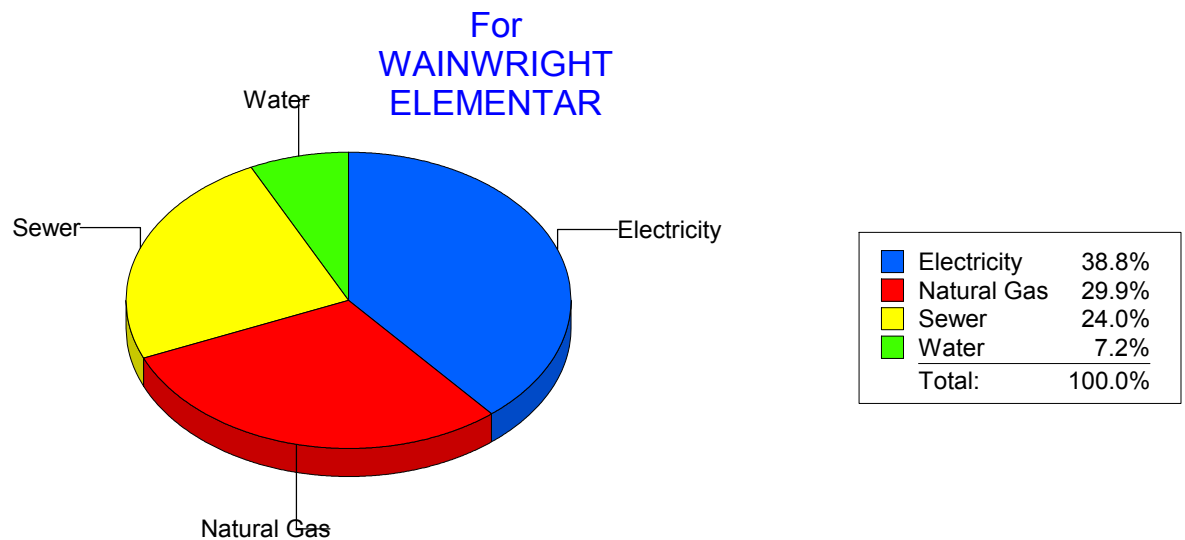
Energy CAP

Cost Avoidance Program

## Cost Summary Graph

Grouped by Energy Type

Energy Type	Use	Units	Meter Cost	Special Charges	Total Cost	Avg Unit Cost	% of Total Cost
Site: WAINWRIGHT ELEMENTAR - WAINWRIGHT ELEMENTAR							
Electricity	9,620	KWH	\$1,129.29	\$0.00	\$1,129.29	0.1174	38.83%
Natural Gas	1,443	CCF	\$869.94	\$0.00	\$869.94	0.6029	29.91%
Water	47	CCF	\$210.07	\$0.00	\$210.07	4.4696	7.22%
Sewer	428	CCF	\$699.31	\$0.00	\$699.31	1.6339	24.04%
Total Cost:			\$2,908.61	\$0.00	\$2,908.61		



Filters: Cost Center Name Not Equal To DoNotReport; Billing Period Equal To 201203All Meter CodesAll Group Names

# elpaso

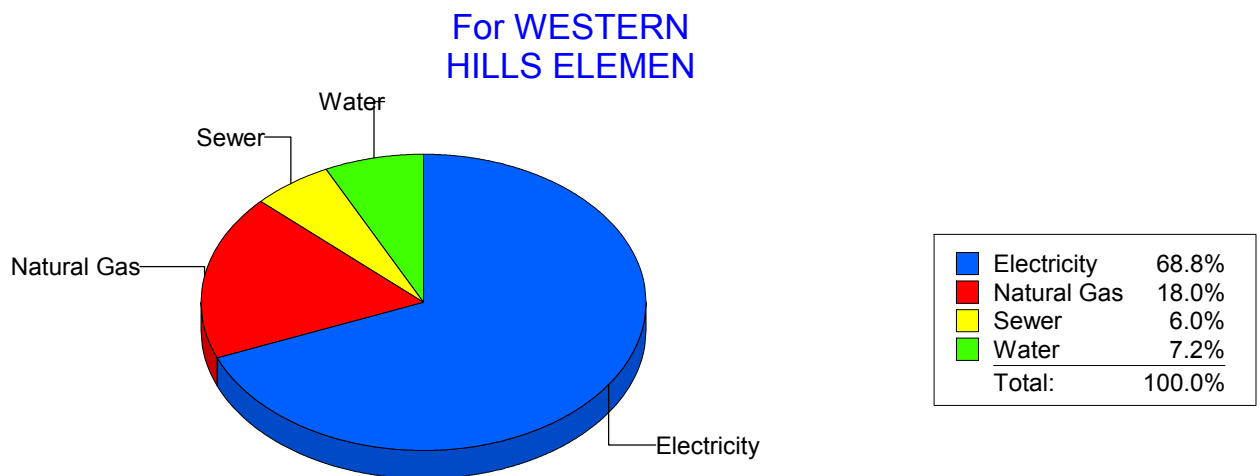
Energy CAP

Cost Avoidance Program

## Cost Summary Graph

Grouped by Energy Type

Energy Type	Use	Units	Meter Cost	Special Charges	Total Cost	Avg Unit Cost	% of Total Cost
Site: WESTERN HILLS ELEMEN - WESTERN HILLS ELEMEN							
Electricity	39,960	KWH	\$4,535.76	\$0.00	\$4,535.76	0.1135	68.77%
Natural Gas	2,180	CCF	\$1,189.95	\$0.00	\$1,189.95	0.5458	18.04%
Water	31	CCF	\$473.66	\$0.00	\$473.66	15.2794	7.18%
Sewer	87	CCF	\$396.39	\$0.00	\$396.39	4.5562	6.01%
Total Cost:			\$6,595.76	\$0.00	\$6,595.76		



Filters: Cost Center Name Not Equal To DoNotReport; Billing Period Equal To 201203All Meter CodesAll Group Names

el Paso

Energy CAP

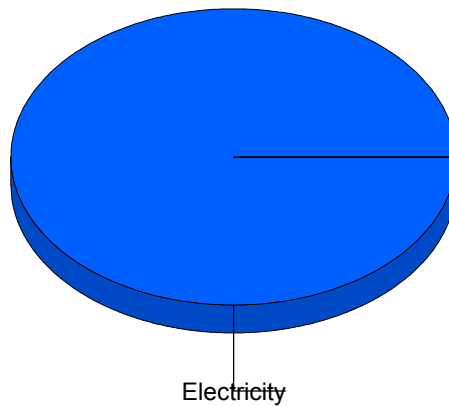
Cost Avoidance Program

## Cost Summary Graph

Grouped by Energy Type

Energy Type	Use	Units	Meter Cost	Special Charges	Total Cost	Avg Unit Cost	% of Total Cost
Site: WESTSIDE TRANSPORTAT - WESTSIDE TRANSPORTAT							
Electricity	2,242 KWH		\$279.91	\$0.00	\$279.91	0.1248	100.00%
Total Cost:			\$279.91	\$0.00	\$279.91		

For WESTSIDE  
TRANSPORTAT



■ Electricity	100.0%
Total:	100.0%

Filters: Cost Center Name Not Equal To DoNotReport; Billing Period Equal To 201203All Meter CodesAll Group Names

# elpaso

Energy CAP

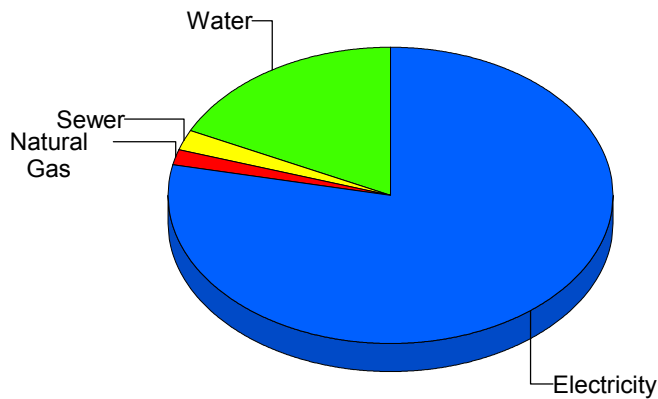
Cost Avoidance Program

## Cost Summary Graph

Grouped by Energy Type

Energy Type	Use	Units	Meter Cost	Special Charges	Total Cost	Avg Unit Cost	% of Total Cost
Site: WHITAKER ELEMENTARY - WHITAKER ELEMENTARY							
Electricity	73,920	KWH	\$9,314.35	\$0.00	\$9,314.35	0.1260	78.41%
Natural Gas	289	CCF	\$184.31	\$0.00	\$184.31	0.6378	1.55%
Water	812	CCF	\$2,121.25	\$0.00	\$2,121.25	2.6124	17.86%
Sewer	90	CCF	\$259.64	\$0.00	\$259.64	2.8849	2.19%
Total Cost:			\$11,879.55	\$0.00	\$11,879.55		

For WHITAKER  
ELEMENTARY



Electricity	78.4%
Natural Gas	1.6%
Sewer	2.2%
Water	17.9%
Total:	100.0%

Filters: Cost Center Name Not Equal To DoNotReport; Billing Period Equal To 201203All Meter CodesAll Group Names

# el Paso

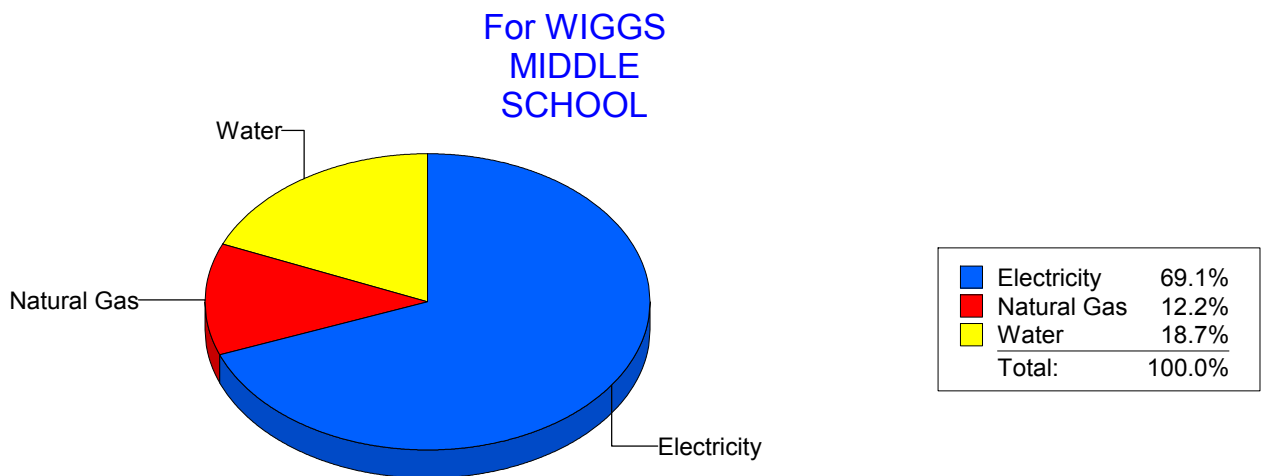
Energy CAP

Cost Avoidance Program

## Cost Summary Graph

Grouped by Energy Type

Energy Type	Use	Units	Meter Cost	Special Charges	Total Cost	Avg Unit Cost	% of Total Cost
Site: WIGGS MIDDLE SCHOOL - WIGGS MIDDLE SCHOOL							
Electricity	47,160	KWH	\$5,377.96	\$0.00	\$5,377.96	0.1140	69.07%
Natural Gas	1,724	CCF	\$948.51	\$0.00	\$948.51	0.5502	12.18%
Water	313	CCF	\$1,459.55	\$0.00	\$1,459.55	4.6631	18.75%
Total Cost:			\$7,786.02	\$0.00	\$7,786.02		



Filters: Cost Center Name Not Equal To DoNotReport; Billing Period Equal To 201203All Meter CodesAll Group Names

# elpaso

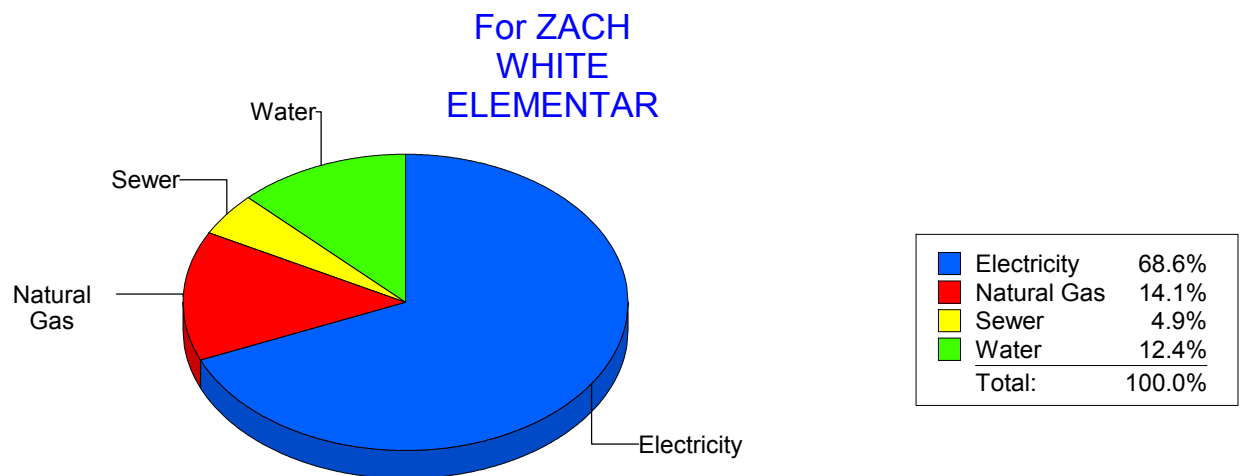
Energy CAP

Cost Avoidance Program

## Cost Summary Graph

Grouped by Energy Type

Energy Type	Use	Units	Meter Cost	Special Charges	Total Cost	Avg Unit Cost	% of Total Cost
Site: ZACH WHITE ELEMENTAR - ZACH WHITE ELEMENTAR							
Electricity	45,900	KWH	\$5,234.92	\$0.00	\$5,234.92	0.1141	68.59%
Natural Gas	1,907	CCF	\$1,076.68	\$0.00	\$1,076.68	0.5646	14.11%
Water	234	CCF	\$947.50	\$0.00	\$947.50	4.0491	12.41%
Sewer	79	CCF	\$373.45	\$0.00	\$373.45	4.7272	4.89%
Total Cost:			\$7,632.55	\$0.00	\$7,632.55		



Filters: Cost Center Name Not Equal To DoNotReport; Billing Period Equal To 201203All Meter CodesAll Group Names



# elpaso

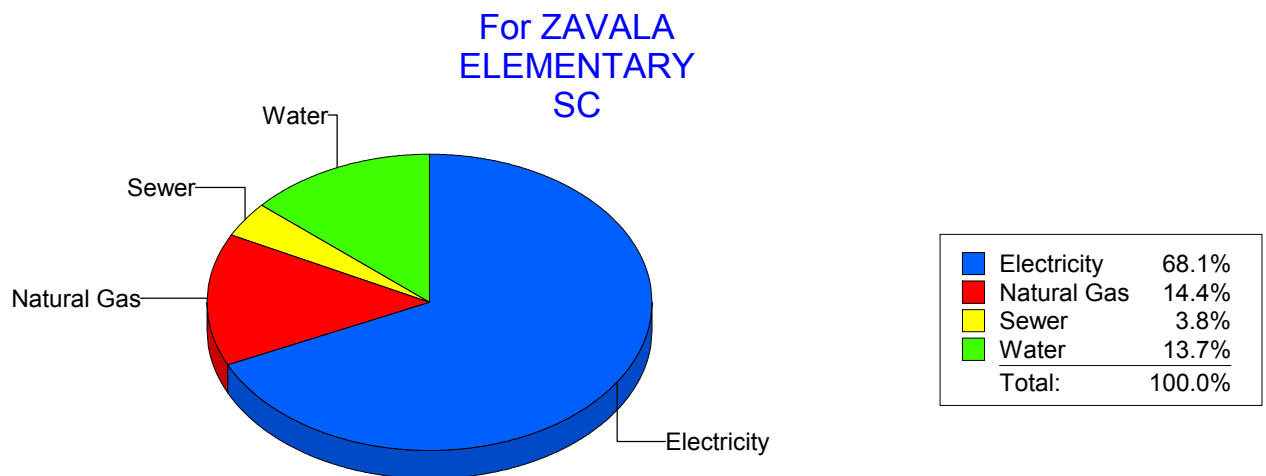
Energy CAP

Cost Avoidance Program

## Cost Summary Graph

Grouped by Energy Type

Energy Type	Use	Units	Meter Cost	Special Charges	Total Cost	Avg Unit Cost	% of Total Cost
Site: ZAVALA ELEMENTARY SC - ZAVALA ELEMENTARY SC							
Electricity	24,003	KWH	\$2,281.91	\$0.00	\$2,281.91	0.0951	68.11%
Natural Gas	845	CCF	\$483.03	\$0.00	\$483.03	0.5716	14.42%
Water	127	CCF	\$458.32	\$0.00	\$458.32	3.6088	13.68%
Sewer	48	CCF	\$126.99	\$0.00	\$126.99	2.6456	3.79%
Total Cost:			\$3,350.25	\$0.00	\$3,350.25		



Filters: Cost Center Name Not Equal To DoNotReport; Billing Period Equal To 201203All Meter CodesAll Group Names

# elpaso

Energy CAP

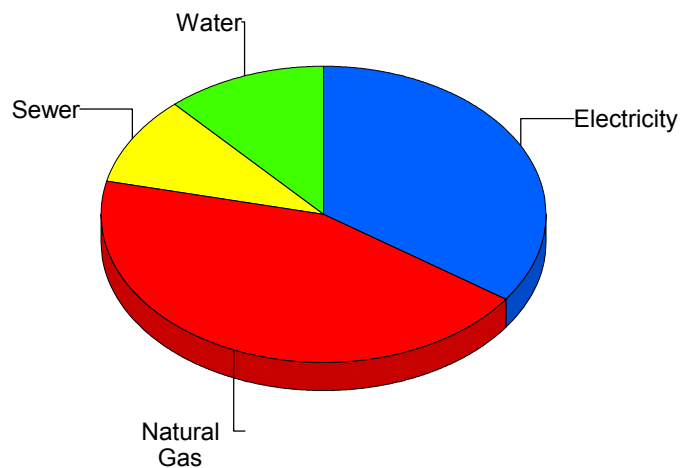
Cost Avoidance Program

## Cost Summary Graph

Grouped by Energy Type

Energy Type	Use	Units	Meter Cost	Special Charges	Total Cost	Avg Unit Cost	% of Total Cost
Site: ZUNI COTTAGES - ZUNI COTTAGES							
Electricity	496	KWH	\$88.00	\$0.00	\$88.00	0.1774	34.59%
Natural Gas	88	CCF	\$112.19	\$0.00	\$112.19	1.2749	44.09%
Water	5	CCF	\$29.49	\$0.00	\$29.49	5.8980	11.59%
Sewer	3	CCF	\$24.75	\$0.00	\$24.75	8.2500	9.73%
Total Cost:			\$254.43	\$0.00	\$254.43		

### For ZUNI COTTAGES



Electricity	34.6%
Natural Gas	44.1%
Sewer	9.7%
Water	11.6%
Total:	100.0%

Filters: Cost Center Name Not Equal To DoNotReport; Billing Period Equal To 201203All Meter CodesAll Group Names

# el Paso

Energy CAP

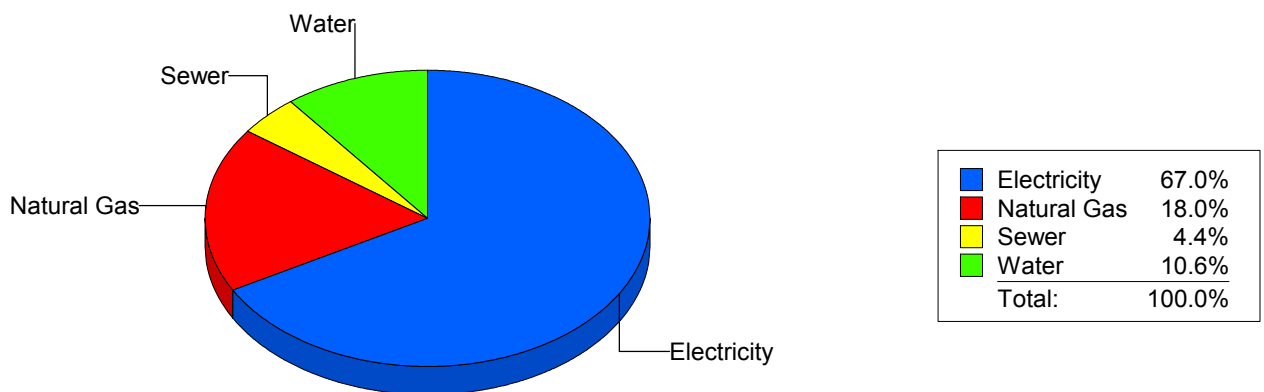
Cost Avoidance Program

## Cost Summary Graph

Grouped by Energy Type

Energy Type	Use	Units	Meter Cost	Special Charges	Total Cost	Avg Unit Cost	% of Total Cost
<b>All Sites</b>							
Electricity	5,416,058	KWH	\$597,357.00	\$0.00	\$597,357.00	0.1103	67.01%
Natural Gas	290,180	CCF	\$160,269.99	\$0.00	\$160,269.99	0.5523	17.98%
Water	35,476	CCF	\$94,683.22	\$0.00	\$94,683.22	2.6689	10.62%
Sewer	16,655	CCF	\$39,197.61	\$0.00	\$39,197.61	2.3535	4.40%
<b>Total Cost:</b>			<b>\$891,507.82</b>	<b>\$0.00</b>	<b>\$891,507.82</b>		

For All Sites



Filters: Cost Center Name Not Equal To DoNotReport; Billing Period Equal To 201203All Meter CodesAll Group Names