

elpaso

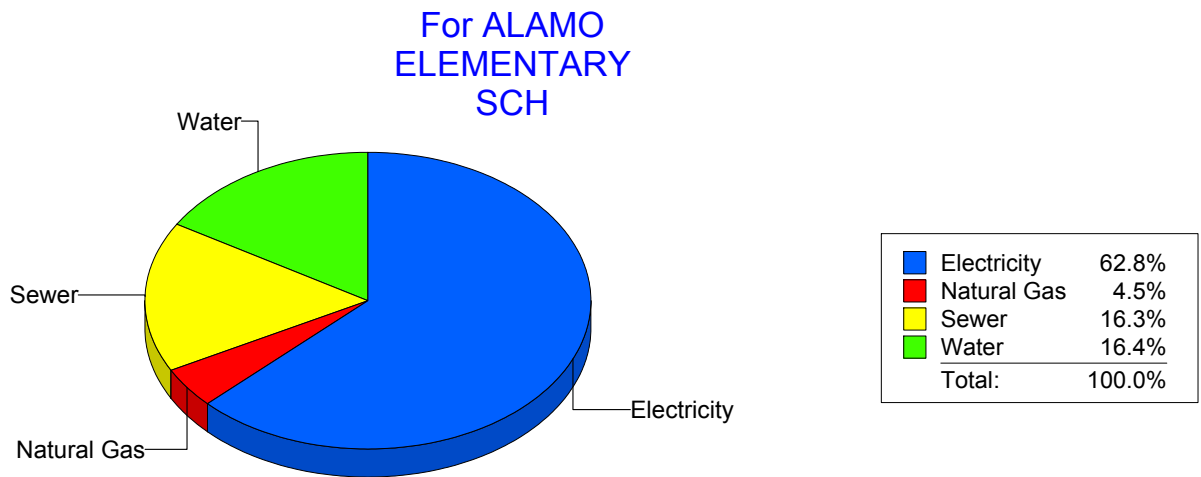
Energy CAP

Cost Avoidance Program

Cost Summary Graph

Grouped by Energy Type

Energy Type	Use	Units	Meter Cost	Special Charges	Total Cost	Avg Unit Cost	% of Total Cost
Site: ALAMO ELEMENTARY SCH - ALAMO ELEMENTARY SCH							
Electricity	3,250	KWH	\$479.59	\$0.00	\$479.59	0.1476	62.83%
Natural Gas	0	CCF	\$34.03	\$0.00	\$34.03	0.0000	4.46%
Water	0	CCF	\$125.26	\$0.00	\$125.26	0.0000	16.41%
Sewer	0	CCF	\$124.48	\$0.00	\$124.48	0.0000	16.31%
Total Cost:			\$763.36	\$0.00	\$763.36		



Filters: Cost Center Name Not One Of DoNotReport; Billing Period Equal To 201004

elpaso

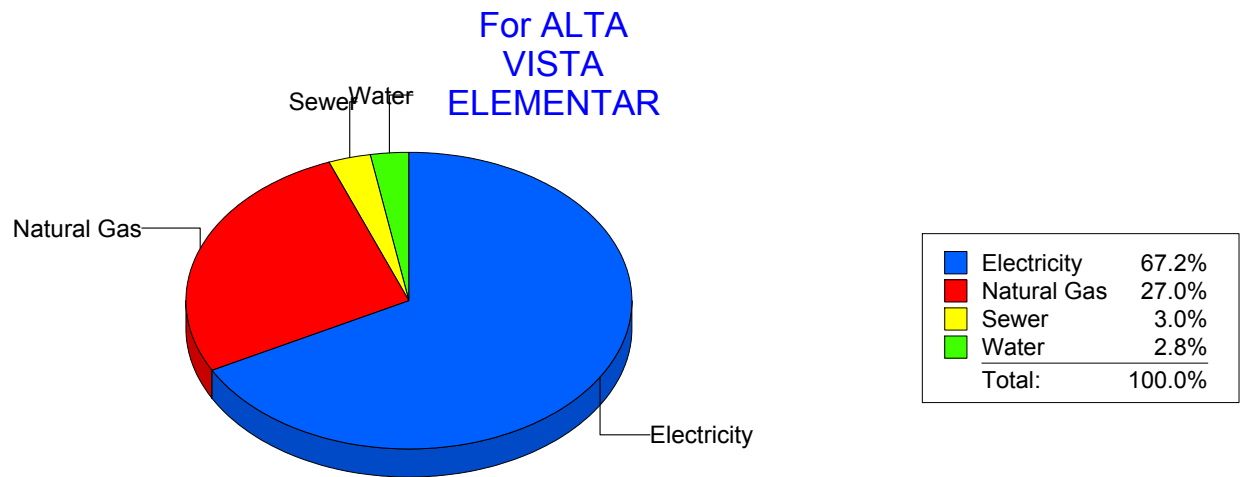
Energy CAP

Cost Avoidance Program

Cost Summary Graph

Grouped by Energy Type

Energy Type	Use	Units	Meter Cost	Special Charges	Total Cost	Avg Unit Cost	% of Total Cost
Site: ALTA VISTA ELEMENTAR - ALTA VISTA ELEMENTAR							
Electricity	36,450	KWH	\$4,032.73	\$0.00	\$4,032.73	0.1106	67.22%
Natural Gas	2,528	CCF	\$1,620.49	\$0.00	\$1,620.49	0.6410	27.01%
Water	72	CCF	\$167.03	\$0.00	\$167.03	2.3199	2.78%
Sewer	92	CCF	\$179.08	\$0.00	\$179.08	1.9465	2.98%
Total Cost:			\$5,999.33	\$0.00	\$5,999.33		



Filters: Cost Center Name Not One Of DoNotReport; Billing Period Equal To 201004

elpaso

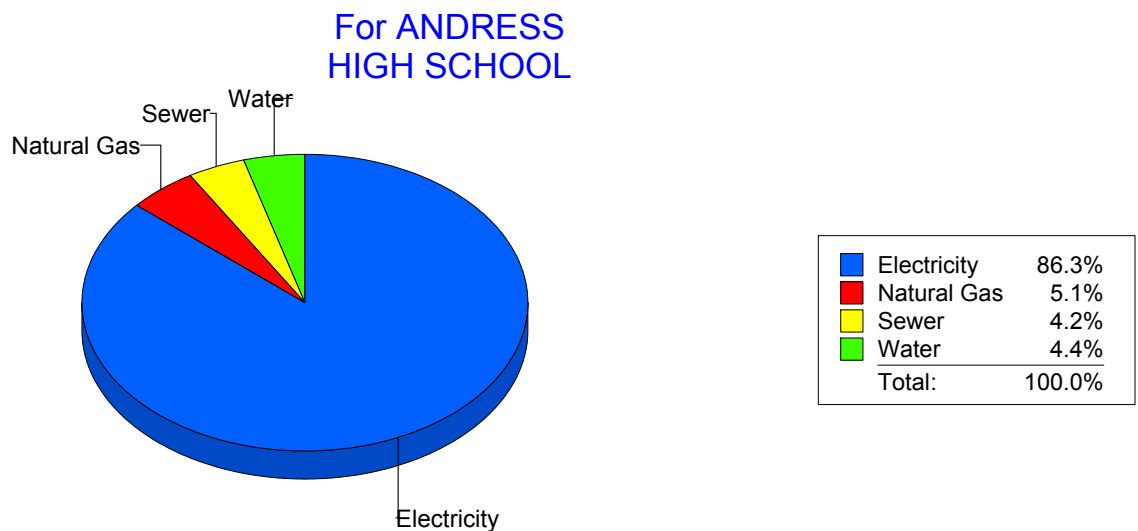
Energy CAP

Cost Avoidance Program

Cost Summary Graph

Grouped by Energy Type

Energy Type	Use	Units	Meter Cost	Special Charges	Total Cost	Avg Unit Cost	% of Total Cost
Site: ANDRESS HIGH SCHOOL - ANDRESS HIGH SCHOOL							
Electricity	320,706	KWH	\$34,449.54	\$0.00	\$34,449.54	0.1074	86.26%
Natural Gas	3,156	CCF	\$2,044.27	\$0.00	\$2,044.27	0.6477	5.12%
Water	1,128	CCF	\$1,760.79	\$0.00	\$1,760.79	1.5610	4.41%
Sewer	1,217	CCF	\$1,683.20	\$0.00	\$1,683.20	1.3831	4.21%
Total Cost:			\$39,937.80	\$0.00	\$39,937.80		



Filters: Cost Center Name Not One Of DoNotReport; Billing Period Equal To 201004

elpaso

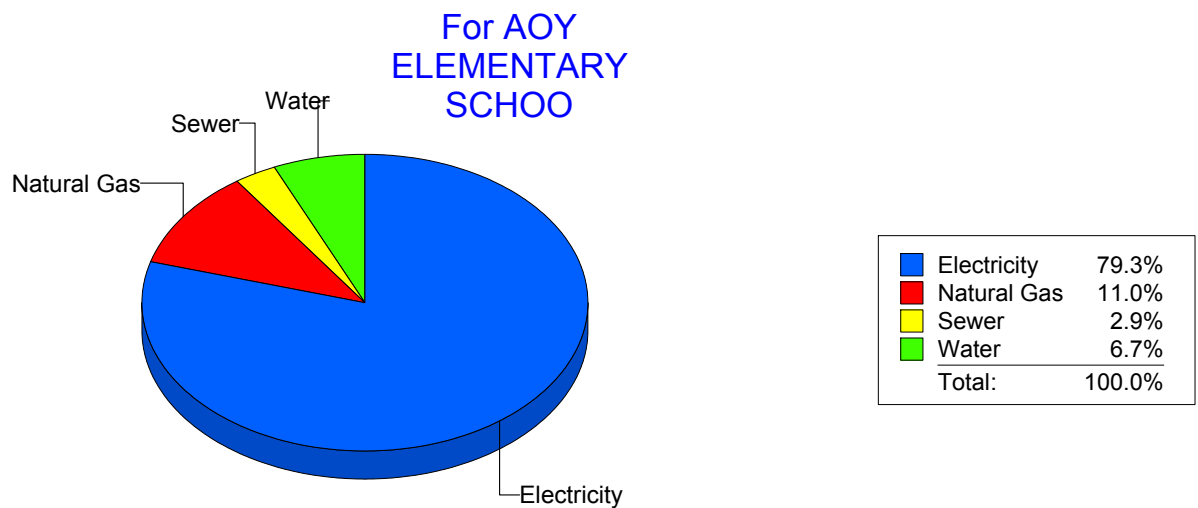
Energy CAP

Cost Avoidance Program

Cost Summary Graph

Grouped by Energy Type

Energy Type	Use	Units	Meter Cost	Special Charges	Total Cost	Avg Unit Cost	% of Total Cost
Site: AOY ELEMENTARY SCHOO - AOY ELEMENTARY SCHOO							
Electricity	86,318	KWH	\$9,677.80	\$0.00	\$9,677.80	0.1121	79.34%
Natural Gas	2,068	CCF	\$1,341.07	\$0.00	\$1,341.07	0.6485	10.99%
Water	172	CCF	\$821.76	\$0.00	\$821.76	4.7777	6.74%
Sewer	76	CCF	\$357.95	\$0.00	\$357.95	4.7099	2.93%
Total Cost:			\$12,198.58	\$0.00	\$12,198.58		



Filters: Cost Center Name Not One Of DoNotReport; Billing Period Equal To 201004

elpaso

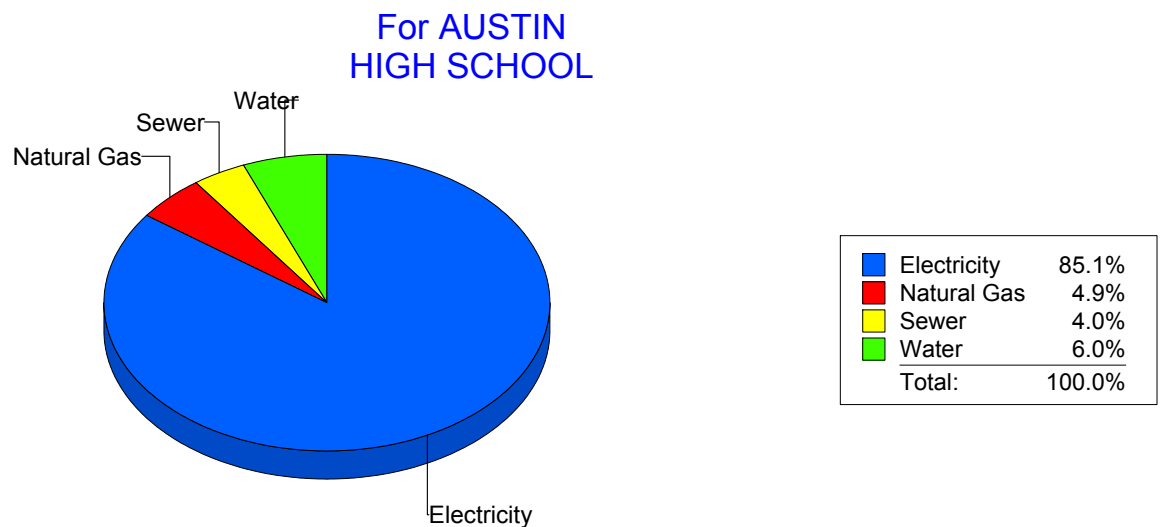
Energy CAP

Cost Avoidance Program

Cost Summary Graph

Grouped by Energy Type

Energy Type	Use	Units	Meter Cost	Special Charges	Total Cost	Avg Unit Cost	% of Total Cost
Site: AUSTIN HIGH SCHOOL - AUSTIN HIGH SCHOOL							
Electricity	219,145	KWH	\$22,312.17	\$0.00	\$22,312.17	0.1018	85.12%
Natural Gas	1,903	CCF	\$1,271.79	\$0.00	\$1,271.79	0.6683	4.85%
Water	544	CCF	\$1,582.43	\$0.00	\$1,582.43	2.9089	6.04%
Sewer	391	CCF	\$1,044.95	\$0.00	\$1,044.95	2.6725	3.99%
Total Cost:			\$26,211.34	\$0.00	\$26,211.34		



Filters: Cost Center Name Not One Of DoNotReport; Billing Period Equal To 201004

elpaso

Energy CAP

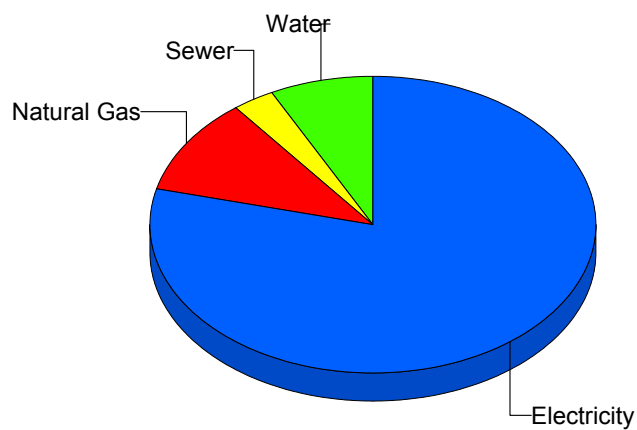
Cost Avoidance Program

Cost Summary Graph

Grouped by Energy Type

Energy Type	Use	Units	Meter Cost	Special Charges	Total Cost	Avg Unit Cost	% of Total Cost
Site: BARRON - BARRON							
Electricity	78,229	KWH	\$8,518.02	\$0.00	\$8,518.02	0.1089	78.91%
Natural Gas	1,750	CCF	\$1,146.01	\$0.00	\$1,146.01	0.6549	10.62%
Water	156	CCF	\$807.81	\$0.00	\$807.81	5.1783	7.48%
Sewer	69	CCF	\$322.82	\$0.00	\$322.82	4.6786	2.99%
Total Cost:			\$10,794.66	\$0.00	\$10,794.66		

For BARRON



Electricity	78.9%
Natural Gas	10.6%
Sewer	3.0%
Water	7.5%
Total:	100.0%

Filters: Cost Center Name Not One Of DoNotReport; Billing Period Equal To 201004

elpaso

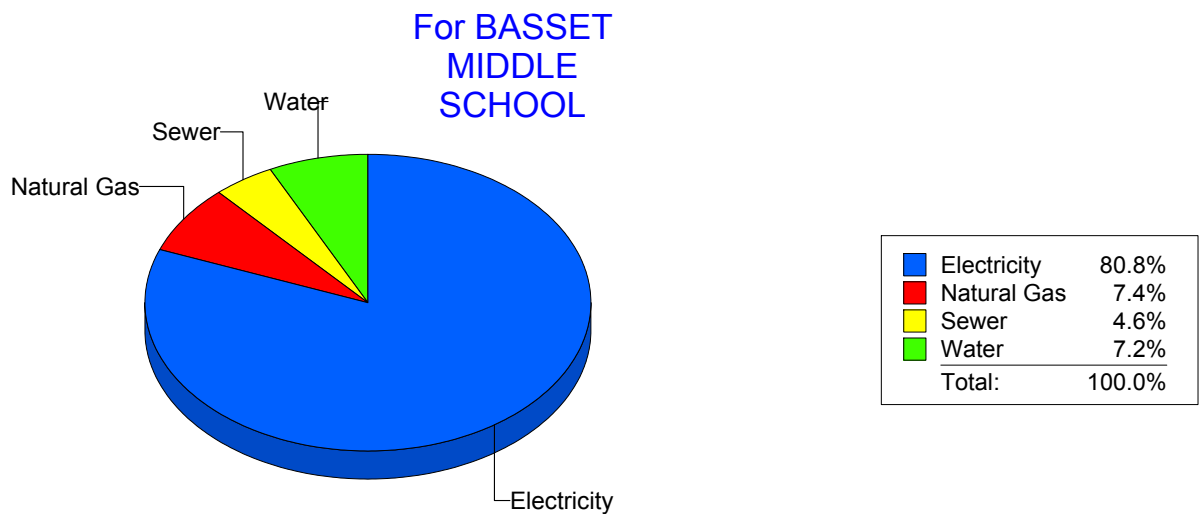
Energy CAP

Cost Avoidance Program

Cost Summary Graph

Grouped by Energy Type

Energy Type	Use	Units	Meter Cost	Special Charges	Total Cost	Avg Unit Cost	% of Total Cost
Site: BASSET MIDDLE SCHOOL - BASSET MIDDLE SCHOOL							
Electricity	79,460	KWH	\$8,976.05	\$0.00	\$8,976.05	0.1130	80.79%
Natural Gas	1,185	CCF	\$827.11	\$0.00	\$827.11	0.6980	7.44%
Water	371	CCF	\$798.33	\$0.00	\$798.33	2.1518	7.19%
Sewer	292	CCF	\$508.45	\$0.00	\$508.45	1.7413	4.58%
Total Cost:			\$11,109.94	\$0.00	\$11,109.94		



Filters: Cost Center Name Not One Of DoNotReport; Billing Period Equal To 201004

elpaso

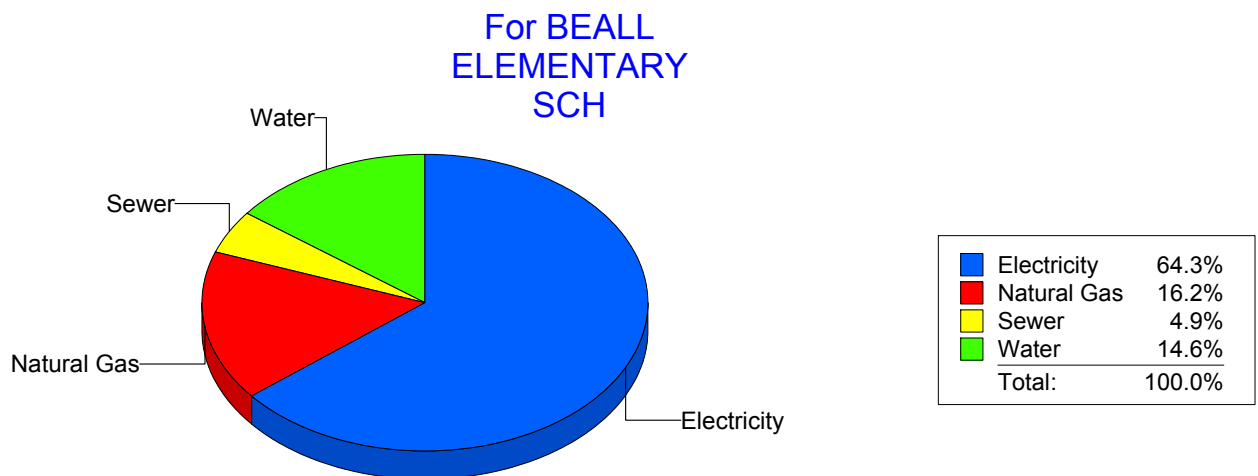
Energy CAP

Cost Avoidance Program

Cost Summary Graph

Grouped by Energy Type

Energy Type	Use	Units	Meter Cost	Special Charges	Total Cost	Avg Unit Cost	% of Total Cost
Site: BEALL ELEMENTARY SCH - BEALL ELEMENTARY SCH							
Electricity	29,520	KWH	\$3,227.55	\$0.00	\$3,227.55	0.1093	64.30%
Natural Gas	1,266	CCF	\$814.20	\$0.00	\$814.20	0.6431	16.22%
Water	252	CCF	\$732.03	\$0.00	\$732.03	2.9049	14.58%
Sewer	85	CCF	\$245.56	\$0.00	\$245.56	2.8889	4.89%
Total Cost:			\$5,019.34	\$0.00	\$5,019.34		



Filters: Cost Center Name Not One Of DoNotReport; Billing Period Equal To 201004

el Paso

Energy CAP

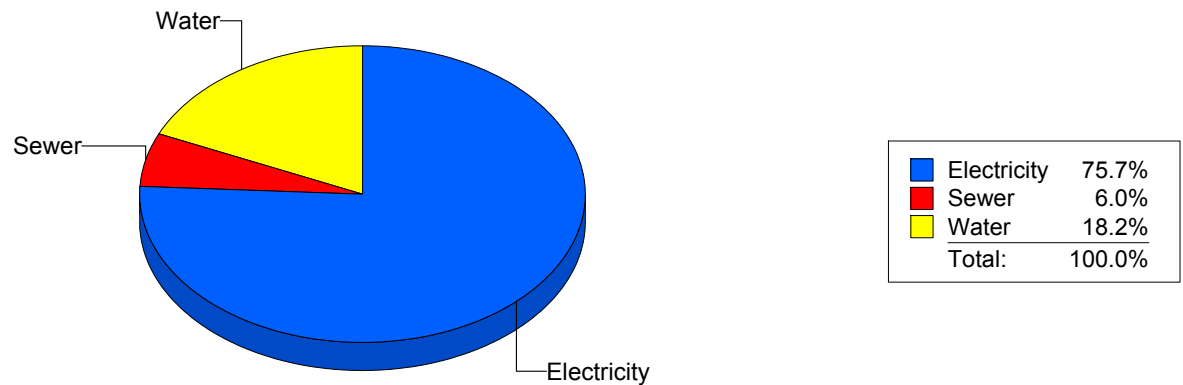
Cost Avoidance Program

Cost Summary Graph

Grouped by Energy Type

Energy Type	Use	Units	Meter Cost	Special Charges	Total Cost	Avg Unit Cost	% of Total Cost
Site: BLISS ELEMENTARY - BLISS ELEMENTARY							
Electricity	26,700	KWH	\$2,983.54	\$0.00	\$2,983.54	0.1117	75.73%
Water	241	CCF	\$718.06	\$0.00	\$718.06	2.9795	18.23%
Sewer	79	CCF	\$237.94	\$0.00	\$237.94	3.0119	6.04%
Total Cost:			\$3,939.54	\$0.00	\$3,939.54		

For BLISS
ELEMENTARY



Filters: Cost Center Name Not One Of DoNotReport; Billing Period Equal To 201004

elpaso

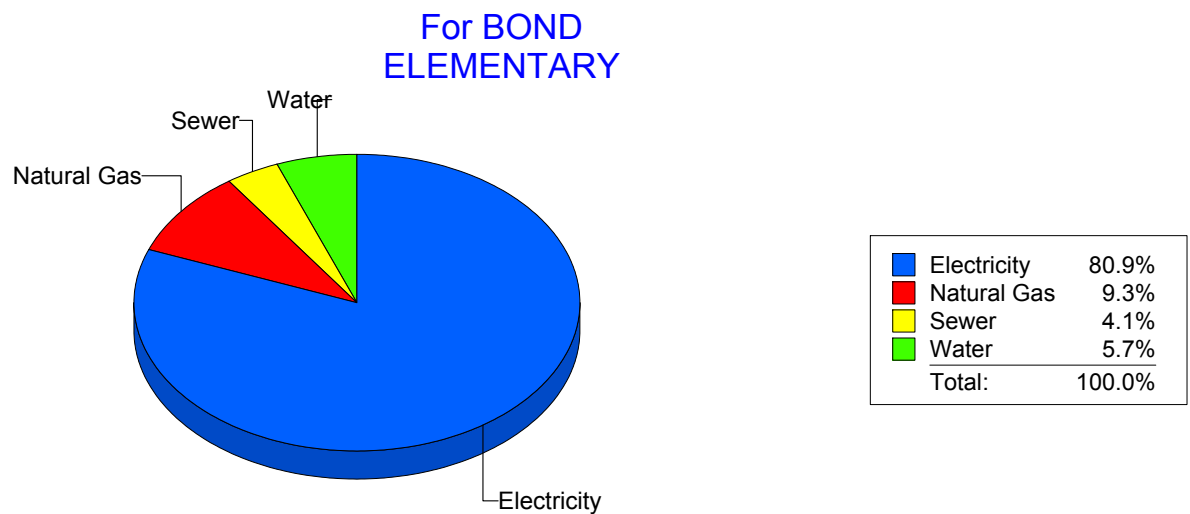
Energy CAP

Cost Avoidance Program

Cost Summary Graph

Grouped by Energy Type

Energy Type	Use	Units	Meter Cost	Special Charges	Total Cost	Avg Unit Cost	% of Total Cost
Site: BOND - BOND ELEMENTARY							
Electricity	48,008	KWH	\$6,647.48	\$0.00	\$6,647.48	0.1385	80.87%
Natural Gas	1,133	CCF	\$766.44	\$0.00	\$766.44	0.6765	9.32%
Water	237	CCF	\$468.84	\$0.00	\$468.84	1.9782	5.70%
Sewer	157	CCF	\$337.00	\$0.00	\$337.00	2.1465	4.10%
Total Cost:			\$8,219.76	\$0.00	\$8,219.76		



Filters: Cost Center Name Not One Of DoNotReport; Billing Period Equal To 201004

elpaso

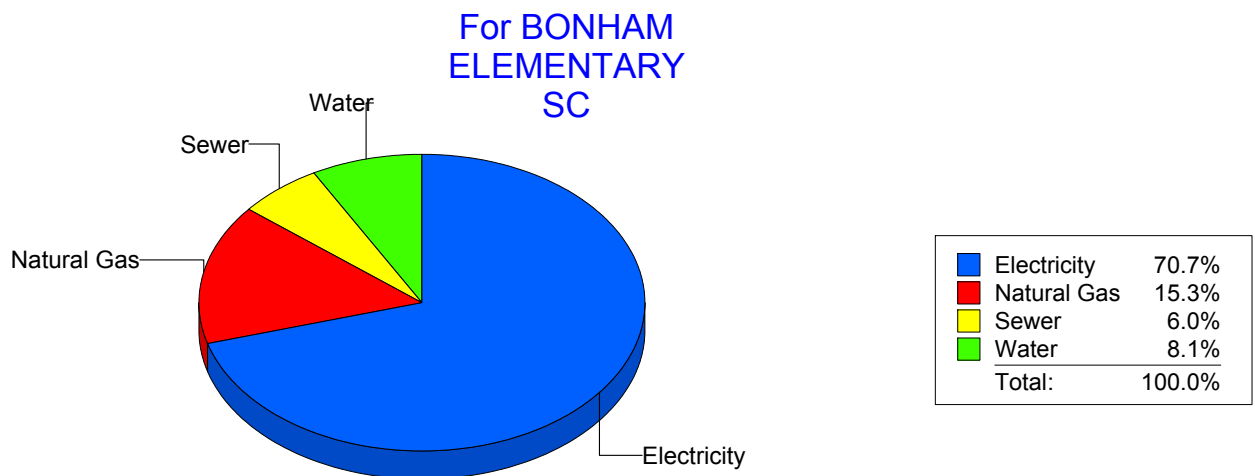
Energy CAP

Cost Avoidance Program

Cost Summary Graph

Grouped by Energy Type

Energy Type	Use	Units	Meter Cost	Special Charges	Total Cost	Avg Unit Cost	% of Total Cost
Site: BONHAM ELEMENTARY SC - BONHAM ELEMENTARY SC							
Electricity	23,660	KWH	\$3,311.72	\$0.00	\$3,311.72	0.1400	70.67%
Natural Gas	1,057	CCF	\$717.27	\$0.00	\$717.27	0.6786	15.31%
Water	177	CCF	\$378.14	\$0.00	\$378.14	2.1364	8.07%
Sewer	124	CCF	\$279.31	\$0.00	\$279.31	2.2525	5.96%
Total Cost:			\$4,686.44	\$0.00	\$4,686.44		



Filters: Cost Center Name Not One Of DoNotReport; Billing Period Equal To 201004

elpaso

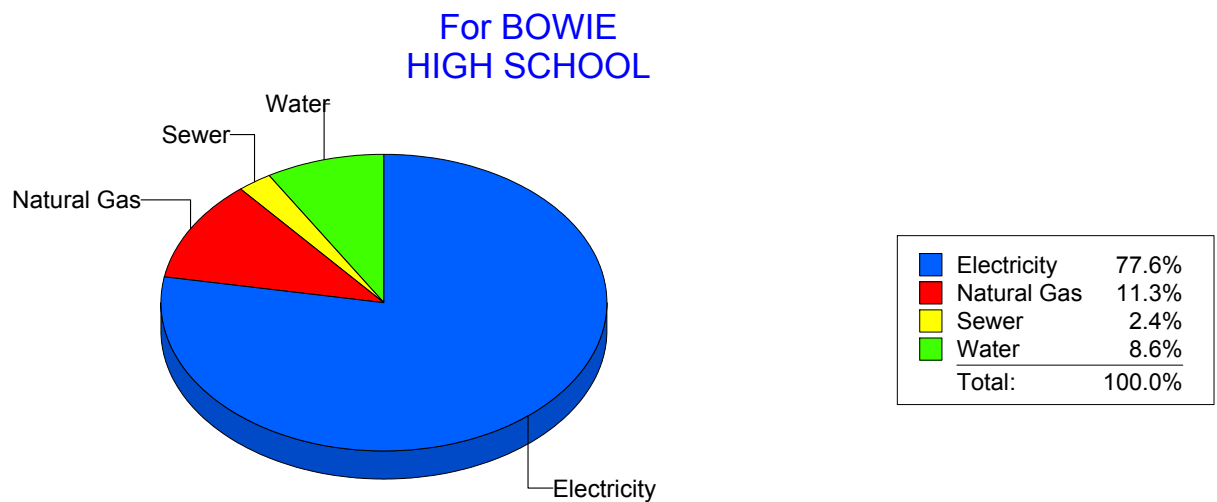
Energy CAP

Cost Avoidance Program

Cost Summary Graph

Grouped by Energy Type

Energy Type	Use	Units	Meter Cost	Special Charges	Total Cost	Avg Unit Cost	% of Total Cost
Site: BOWIE HIGH SCHOOL - BOWIE HIGH SCHOOL							
Electricity	293,030	KWH	\$32,215.79	\$0.00	\$32,215.79	0.1099	77.64%
Natural Gas	7,576	CCF	\$4,690.36	\$0.00	\$4,690.36	0.6191	11.30%
Water	2,645	CCF	\$3,587.10	\$0.00	\$3,587.10	1.3562	8.64%
Sewer	464	CCF	\$1,001.08	\$0.00	\$1,001.08	2.1575	2.41%
Total Cost:			\$41,494.33	\$0.00	\$41,494.33		



Filters: Cost Center Name Not One Of DoNotReport; Billing Period Equal To 201004

elpaso

Energy CAP

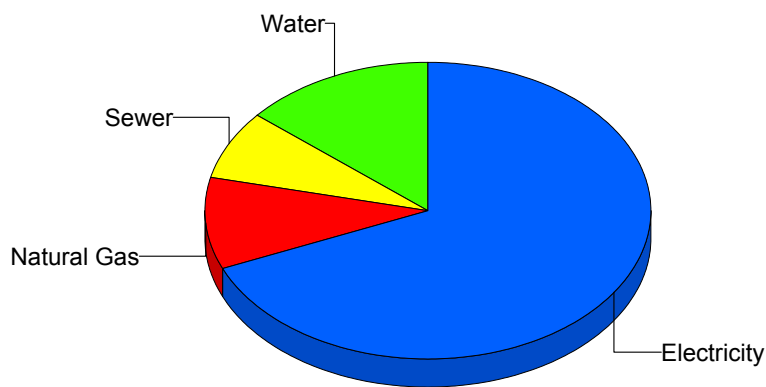
Cost Avoidance Program

Cost Summary Graph

Grouped by Energy Type

Energy Type	Use	Units	Meter Cost	Special Charges	Total Cost	Avg Unit Cost	% of Total Cost
Site: BRADLEY ELEMENTARY - BRADLEY ELEMENTARY							
Electricity	30,800	KWH	\$3,546.23	\$0.00	\$3,546.23	0.1151	68.56%
Natural Gas	798	CCF	\$525.34	\$0.00	\$525.34	0.6583	10.16%
Water	285	CCF	\$712.03	\$0.00	\$712.03	2.4984	13.77%
Sewer	139	CCF	\$388.48	\$0.00	\$388.48	2.7948	7.51%
Total Cost:			\$5,172.08	\$0.00	\$5,172.08		

For BRADLEY
ELEMENTARY



Electricity	68.6%
Natural Gas	10.2%
Sewer	7.5%
Water	13.8%
Total:	100.0%

Filters: Cost Center Name Not One Of DoNotReport; Billing Period Equal To 201004

elpaso

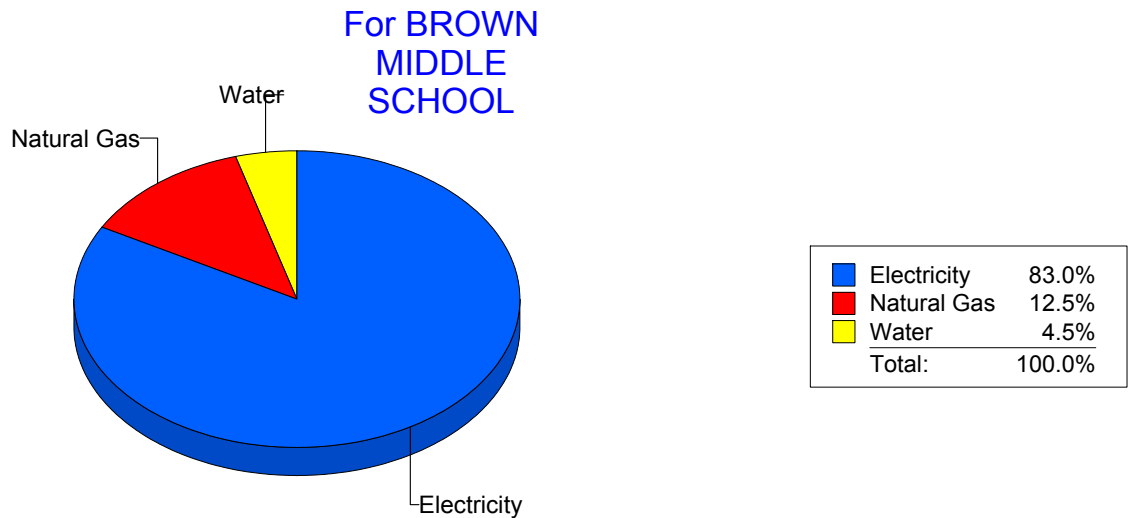
Energy CAP

Cost Avoidance Program

Cost Summary Graph

Grouped by Energy Type

Energy Type	Use	Units	Meter Cost	Special Charges	Total Cost	Avg Unit Cost	% of Total Cost
Site: BROWN MIDDLE SCHOOL - BROWN MIDDLE SCHOOL							
Electricity	136,200	KWH	\$12,797.77	\$0.00	\$12,797.77	0.0940	83.00%
Natural Gas	3,072	CCF	\$1,928.14	\$0.00	\$1,928.14	0.6276	12.51%
Water	350	CCF	\$692.81	\$0.00	\$692.81	1.9795	4.49%
Total Cost:			\$15,418.72	\$0.00	\$15,418.72		



Filters: Cost Center Name Not One Of DoNotReport; Billing Period Equal To 201004

elpaso

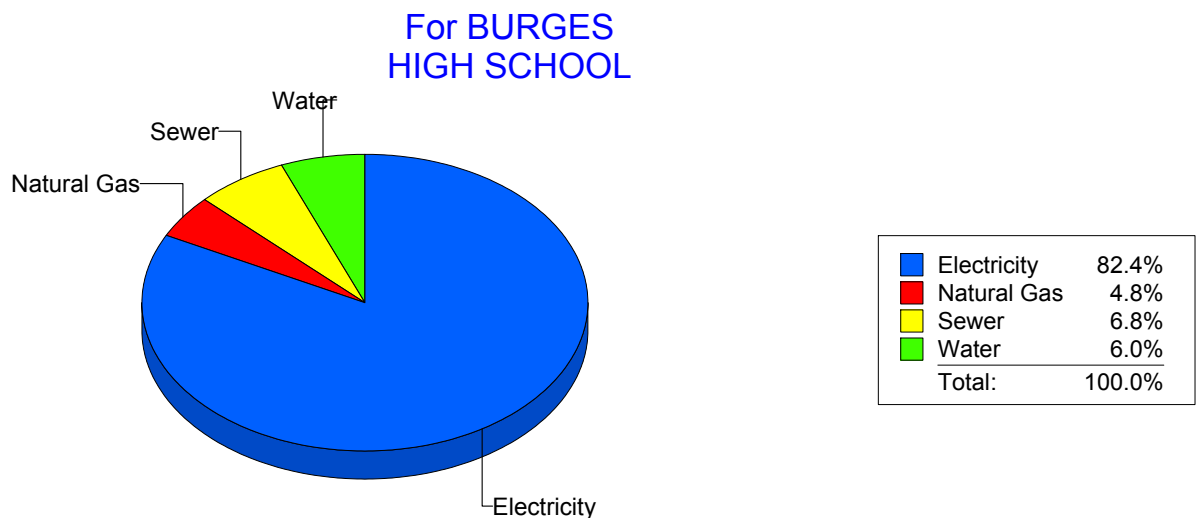
Energy CAP

Cost Avoidance Program

Cost Summary Graph

Grouped by Energy Type

Energy Type	Use	Units	Meter Cost	Special Charges	Total Cost	Avg Unit Cost	% of Total Cost
Site: BURGESS HIGH SCHOOL - BURGESS HIGH SCHOOL							
Electricity	128,947	KWH	\$13,540.25	\$0.00	\$13,540.25	0.1050	82.38%
Natural Gas	1,177	CCF	\$792.83	\$0.00	\$792.83	0.6736	4.82%
Water	537	CCF	\$987.86	\$0.00	\$987.86	1.8396	6.01%
Sewer	711	CCF	\$1,114.92	\$0.00	\$1,114.92	1.5681	6.78%
Total Cost:			\$16,435.86	\$0.00	\$16,435.86		



Filters: Cost Center Name Not One Of DoNotReport; Billing Period Equal To 201004

elpaso

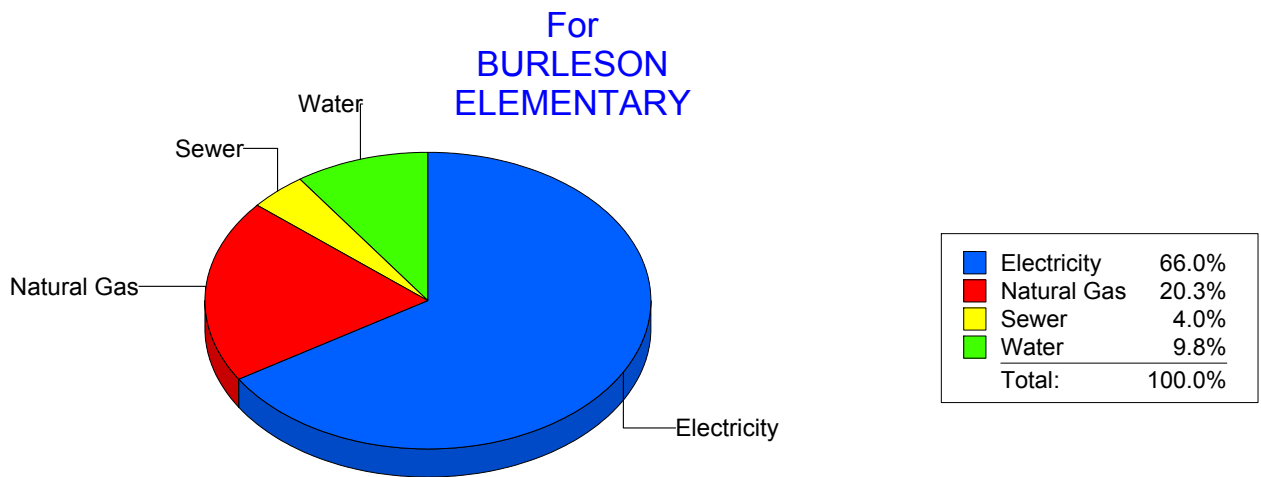
Energy CAP

Cost Avoidance Program

Cost Summary Graph

Grouped by Energy Type

Energy Type	Use	Units	Meter Cost	Special Charges	Total Cost	Avg Unit Cost	% of Total Cost
Site: BURLESON ELEMENTARY - BURLESON ELEMENTARY							
Electricity	32,159	KWH	\$3,399.60	\$0.00	\$3,399.60	0.1057	65.98%
Natural Gas	1,496	CCF	\$1,043.51	\$0.00	\$1,043.51	0.6975	20.25%
Water	199	CCF	\$504.81	\$0.00	\$504.81	2.5367	9.80%
Sewer	63	CCF	\$204.49	\$0.00	\$204.49	3.2459	3.97%
Total Cost:			\$5,152.41	\$0.00	\$5,152.41		



Filters: Cost Center Name Not One Of DoNotReport; Billing Period Equal To 201004

elpaso

Energy CAP

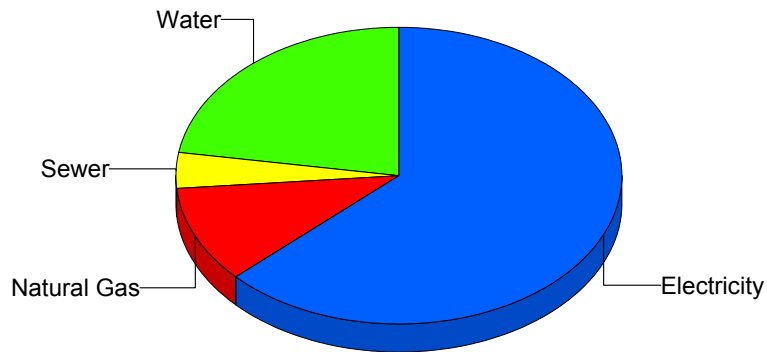
Cost Avoidance Program

Cost Summary Graph

Grouped by Energy Type

Energy Type	Use	Units	Meter Cost	Special Charges	Total Cost	Avg Unit Cost	% of Total Cost
Site: BURNET ELEMENTARY - BURNET ELEMENTARY							
Electricity	27,039	KWH	\$3,331.77	\$0.00	\$3,331.77	0.1232	62.96%
Natural Gas	814	CCF	\$566.85	\$0.00	\$566.85	0.6964	10.71%
Water	392	CCF	\$1,197.76	\$0.00	\$1,197.76	3.0555	22.63%
Sewer	105	CCF	\$195.59	\$0.00	\$195.59	1.8628	3.70%
Total Cost:			\$5,291.97	\$0.00	\$5,291.97		

For BURNET
ELEMENTARY



Electricity	63.0%
Natural Gas	10.7%
Sewer	3.7%
Water	22.6%
Total:	100.0%

Filters: Cost Center Name Not One Of DoNotReport; Billing Period Equal To 201004

el Paso

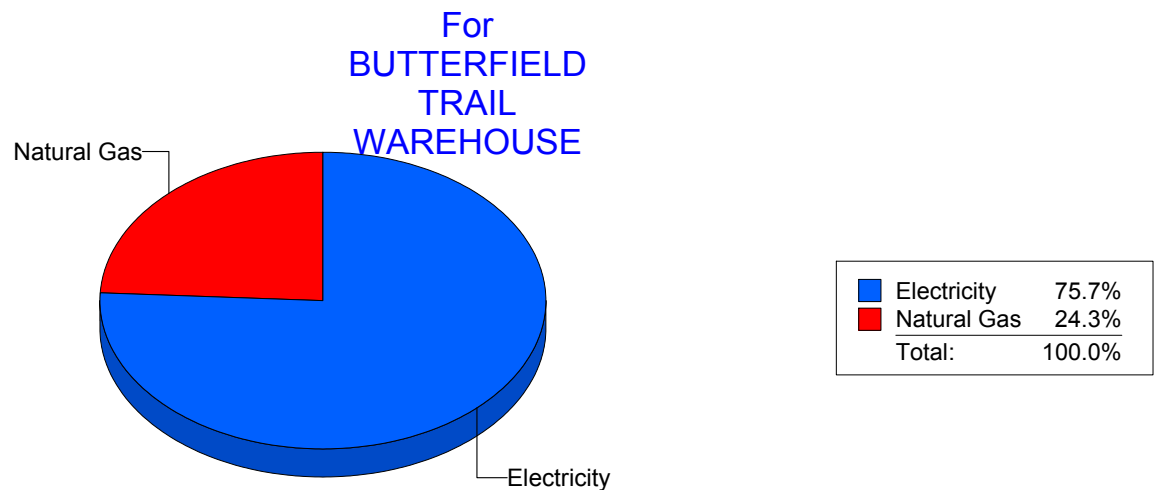
Energy CAP

Cost Avoidance Program

Cost Summary Graph

Grouped by Energy Type

Energy Type	Use	Units	Meter Cost	Special Charges	Total Cost	Avg Unit Cost	% of Total Cost
Site: BUTTERFIELDTRAILWAREHOUSE - BUTTERFIELD TRAIL WAREHOUSE							
Electricity	3,500	KWH	\$501.73	\$0.00	\$501.73	0.1434	75.71%
Natural Gas	217	CCF	\$160.99	\$0.00	\$160.99	0.7419	24.29%
Total Cost:			\$662.72	\$0.00	\$662.72		



Filters: Cost Center Name Not One Of DoNotReport; Billing Period Equal To 201004

el Paso

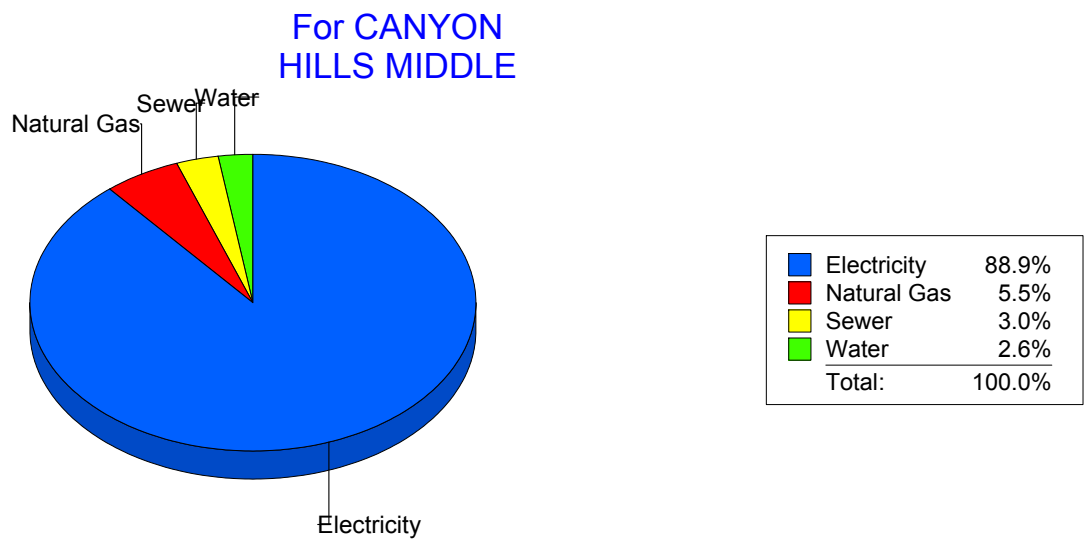
Energy CAP

Cost Avoidance Program

Cost Summary Graph

Grouped by Energy Type

Energy Type	Use	Units	Meter Cost	Special Charges	Total Cost	Avg Unit Cost	% of Total Cost
Site: CANYON HILLS MIDDLE - CANYON HILLS MIDDLE							
Electricity	73,954	KWH	\$9,143.21	\$0.00	\$9,143.21	0.1236	88.92%
Natural Gas	809	CCF	\$566.16	\$0.00	\$566.16	0.6998	5.51%
Water	51	CCF	\$267.43	\$0.00	\$267.43	5.2437	2.60%
Sewer	74	CCF	\$305.93	\$0.00	\$305.93	4.1342	2.98%
Total Cost:			\$10,282.73	\$0.00	\$10,282.73		



Filters: Cost Center Name Not One Of DoNotReport; Billing Period Equal To 201004

elpaso

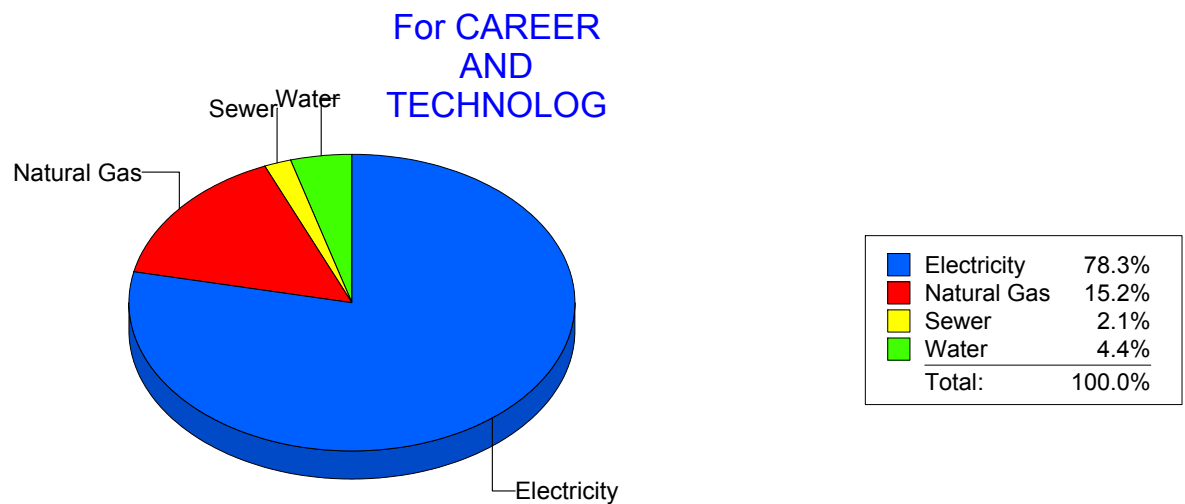
Energy CAP

Cost Avoidance Program

Cost Summary Graph

Grouped by Energy Type

Energy Type	Use	Units	Meter Cost	Special Charges	Total Cost	Avg Unit Cost	% of Total Cost
Site: CAREER AND TECHNOLOG - CAREER AND TECHNOLOG							
Electricity	147,415	KWH	\$13,921.81	\$0.00	\$13,921.81	0.0944	78.32%
Natural Gas	4,341	CCF	\$2,698.42	\$0.00	\$2,698.42	0.6216	15.18%
Water	302	CCF	\$781.28	\$0.00	\$781.28	2.5870	4.40%
Sewer	148	CCF	\$375.05	\$0.00	\$375.05	2.5341	2.11%
Total Cost:			\$17,776.56	\$0.00	\$17,776.56		



Filters: Cost Center Name Not One Of DoNotReport; Billing Period Equal To 201004

elpaso

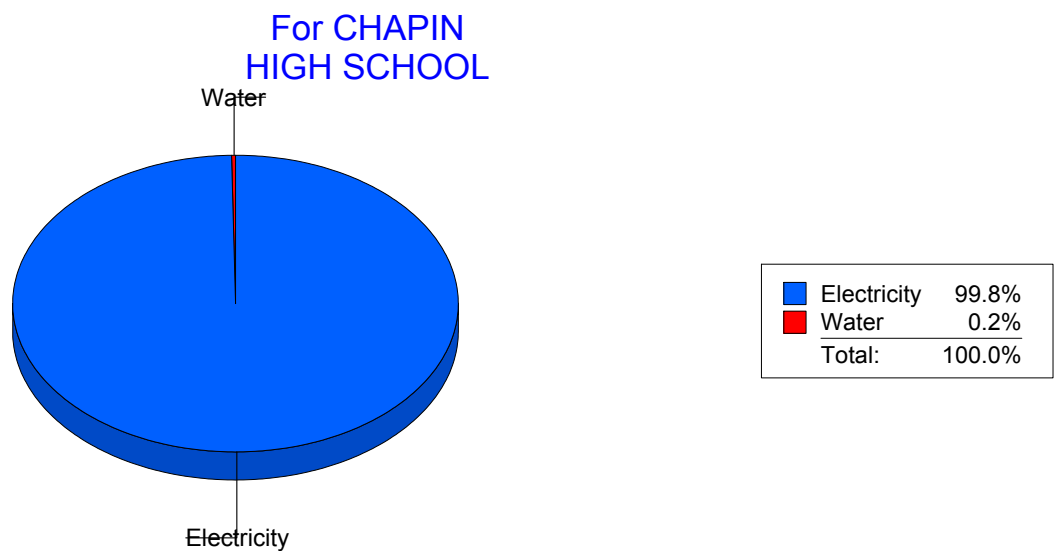
Energy CAP

Cost Avoidance Program

Cost Summary Graph

Grouped by Energy Type

Energy Type	Use	Units	Meter Cost	Special Charges	Total Cost	Avg Unit Cost	% of Total Cost
Site: CHAPIN HIGH SCHOOL - CHAPIN HIGH SCHOOL							
Electricity	297,212	KWH	\$28,064.94	\$0.00	\$28,064.94	0.0944	99.79%
Water	0	CCF	\$58.16	\$0.00	\$58.16	0.0000	0.21%
Total Cost:			\$28,123.10	\$0.00	\$28,123.10		



Filters: Cost Center Name Not One Of DoNotReport; Billing Period Equal To 201004

el Paso

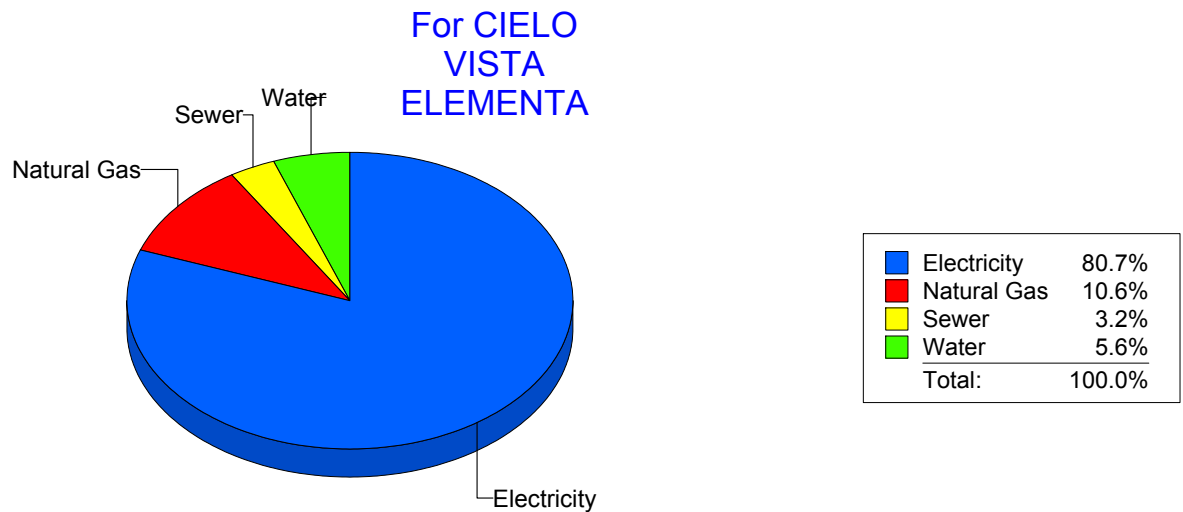
Energy CAP

Cost Avoidance Program

Cost Summary Graph

Grouped by Energy Type

Energy Type	Use	Units	Meter Cost	Special Charges	Total Cost	Avg Unit Cost	% of Total Cost
Site: CIELO VISTA ELEMENTA - CIELO VISTA ELEMENTA							
Electricity	48,500	KWH	\$6,288.24	\$0.00	\$6,288.24	0.1297	80.69%
Natural Gas	1,227	CCF	\$822.95	\$0.00	\$822.95	0.6707	10.56%
Water	156	CCF	\$434.02	\$0.00	\$434.02	2.7822	5.57%
Sewer	87	CCF	\$248.10	\$0.00	\$248.10	2.8517	3.18%
Total Cost:			\$7,793.31	\$0.00	\$7,793.31		



Filters: Cost Center Name Not One Of DoNotReport; Billing Period Equal To 201004

elpaso

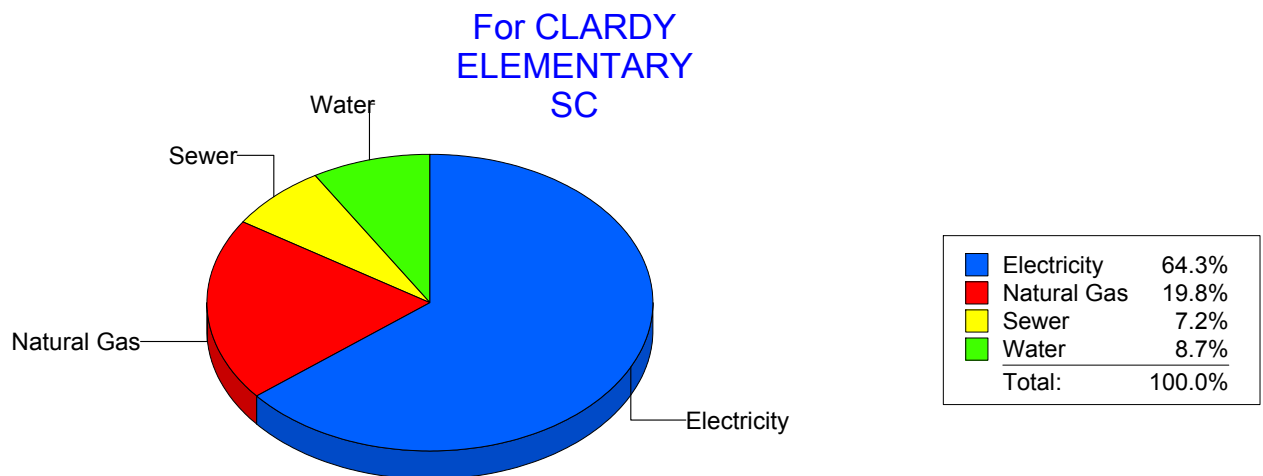
Energy CAP

Cost Avoidance Program

Cost Summary Graph

Grouped by Energy Type

Energy Type	Use	Units	Meter Cost	Special Charges	Total Cost	Avg Unit Cost	% of Total Cost
Site: CLARDY ELEMENTARY SC - CLARDY ELEMENTARY SC							
Electricity	36,328	KWH	\$4,043.07	\$0.00	\$4,043.07	0.1113	64.27%
Natural Gas	1,918	CCF	\$1,244.36	\$0.00	\$1,244.36	0.6488	19.78%
Water	250	CCF	\$550.32	\$0.00	\$550.32	2.2013	8.75%
Sewer	199	CCF	\$452.58	\$0.00	\$452.58	2.2743	7.19%
Total Cost:			\$6,290.33	\$0.00	\$6,290.33		



Filters: Cost Center Name Not One Of DoNotReport; Billing Period Equal To 201004

elpaso

Energy CAP

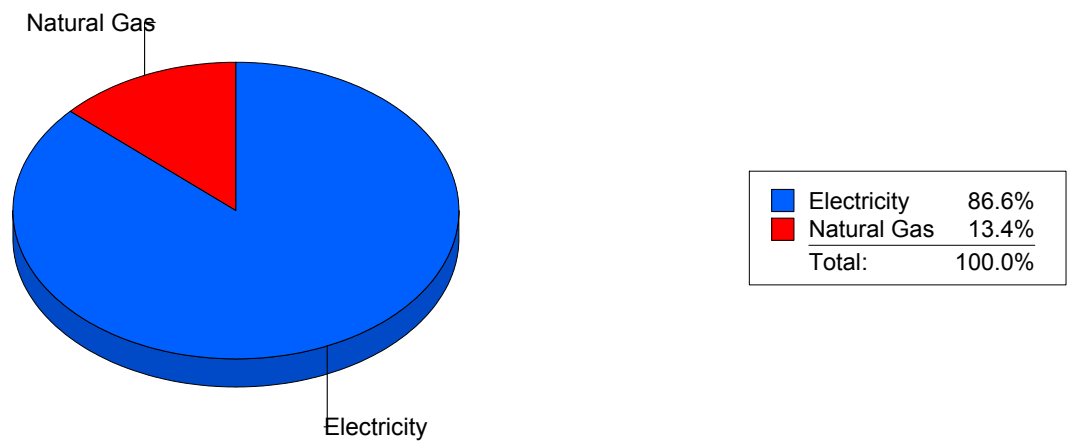
Cost Avoidance Program

Cost Summary Graph

Grouped by Energy Type

Energy Type	Use	Units	Meter Cost	Special Charges	Total Cost	Avg Unit Cost	% of Total Cost
Site: CLENDININ - CLENDININ							
Electricity	67,500	KWH	\$7,568.57	\$0.00	\$7,568.57	0.1121	86.57%
Natural Gas	1,849	CCF	\$1,174.03	\$0.00	\$1,174.03	0.6350	13.43%
Total Cost:			\$8,742.60	\$0.00	\$8,742.60		

For CLENDININ



Filters: Cost Center Name Not One Of DoNotReport; Billing Period Equal To 201004

elpaso

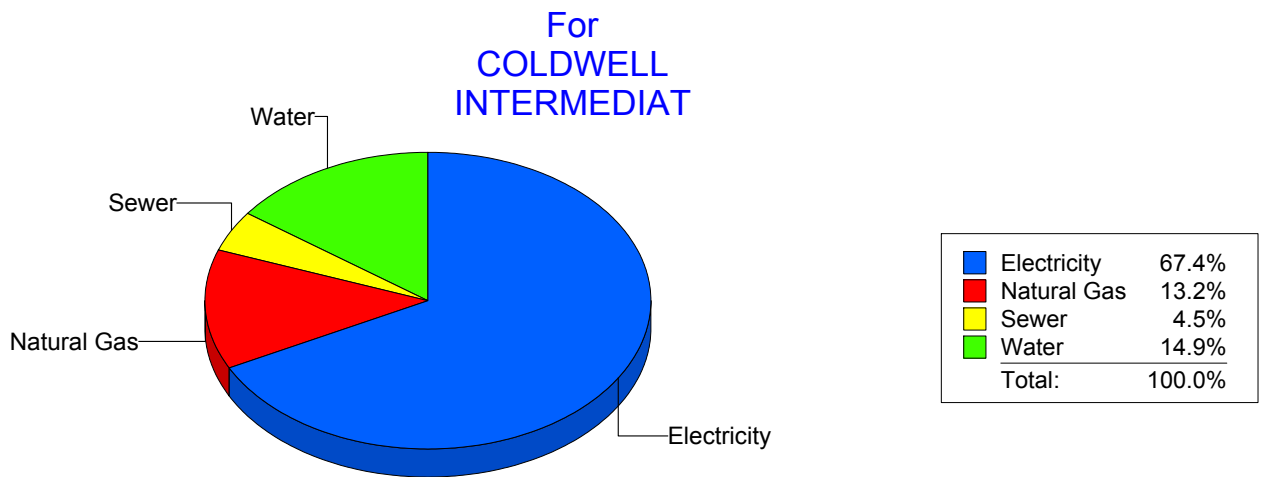
Energy CAP

Cost Avoidance Program

Cost Summary Graph

Grouped by Energy Type

Energy Type	Use	Units	Meter Cost	Special Charges	Total Cost	Avg Unit Cost	% of Total Cost
Site: COLDWELL INTERMEDIAT - COLDWELL INTERMEDIAT							
Electricity	33,986	KWH	\$3,337.08	\$0.00	\$3,337.08	0.0982	67.42%
Natural Gas	950	CCF	\$652.07	\$0.00	\$652.07	0.6864	13.17%
Water	171	CCF	\$737.00	\$0.00	\$737.00	4.3099	14.89%
Sewer	88	CCF	\$223.48	\$0.00	\$223.48	2.5395	4.52%
Total Cost:			\$4,949.63	\$0.00	\$4,949.63		



Filters: Cost Center Name Not One Of DoNotReport; Billing Period Equal To 201004

el Paso

Energy CAP

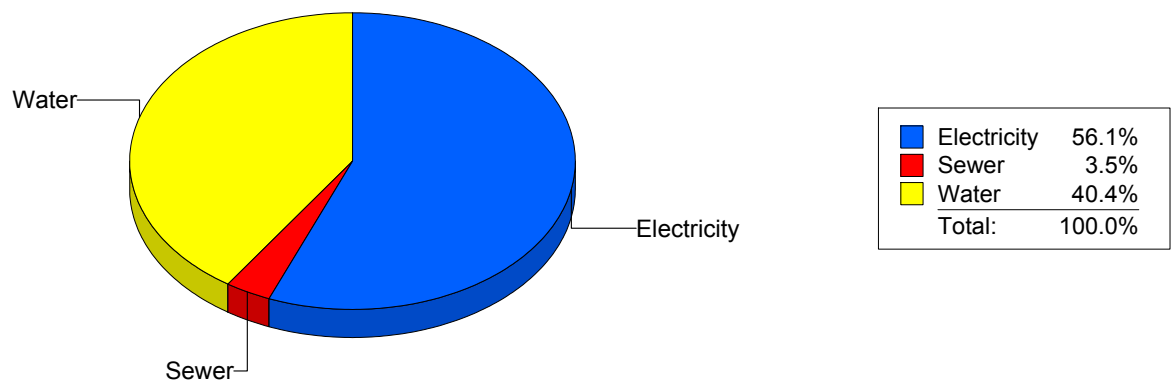
Cost Avoidance Program

Cost Summary Graph

Grouped by Energy Type

Energy Type	Use	Units	Meter Cost	Special Charges	Total Cost	Avg Unit Cost	% of Total Cost
Site: COLLINS ELEMENTARY - COLLINS ELEMENTARY							
Electricity	54,750	KWH	\$5,965.96	\$0.00	\$5,965.96	0.1090	56.08%
Water	1,114	CCF	\$4,301.98	\$0.00	\$4,301.98	3.8617	40.44%
Sewer	184	CCF	\$371.29	\$0.00	\$371.29	2.0179	3.49%
Total Cost:			\$10,639.23	\$0.00	\$10,639.23		

For COLLINS
ELEMENTARY



Filters: Cost Center Name Not One Of DoNotReport; Billing Period Equal To 201004

elpaso

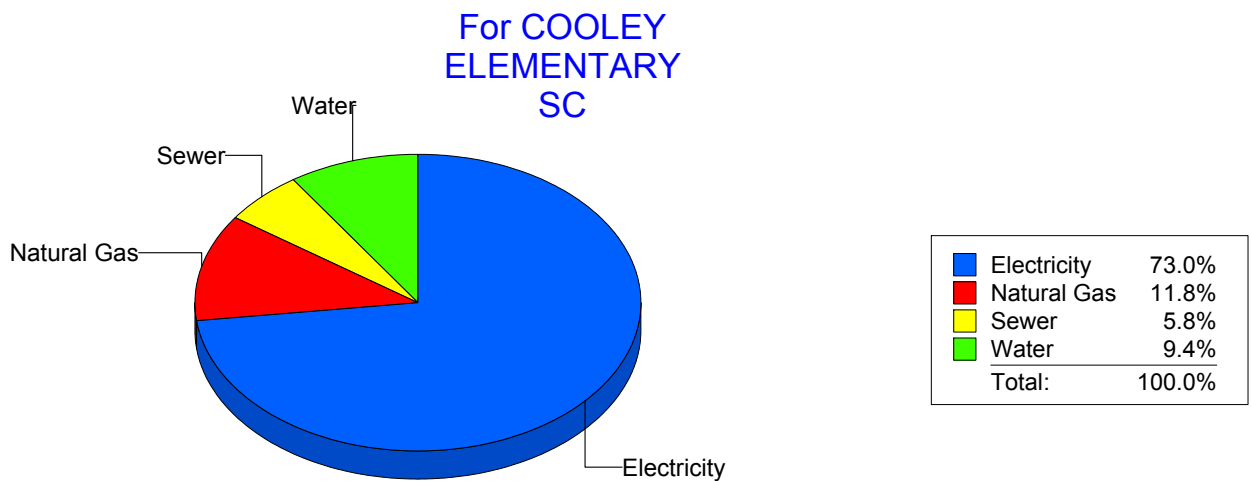
Energy CAP

Cost Avoidance Program

Cost Summary Graph

Grouped by Energy Type

Energy Type	Use	Units	Meter Cost	Special Charges	Total Cost	Avg Unit Cost	% of Total Cost
Site: COOLEY ELEMENTARY SC - COOLEY ELEMENTARY SC							
Electricity	75,600	KWH	\$7,922.61	\$0.00	\$7,922.61	0.1048	73.01%
Natural Gas	2,013	CCF	\$1,275.25	\$0.00	\$1,275.25	0.6335	11.75%
Water	398	CCF	\$1,025.17	\$0.00	\$1,025.17	2.5758	9.45%
Sewer	249	CCF	\$627.80	\$0.00	\$627.80	2.5213	5.79%
Total Cost:			\$10,850.83	\$0.00	\$10,850.83		



Filters: Cost Center Name Not One Of DoNotReport; Billing Period Equal To 201004

elpaso

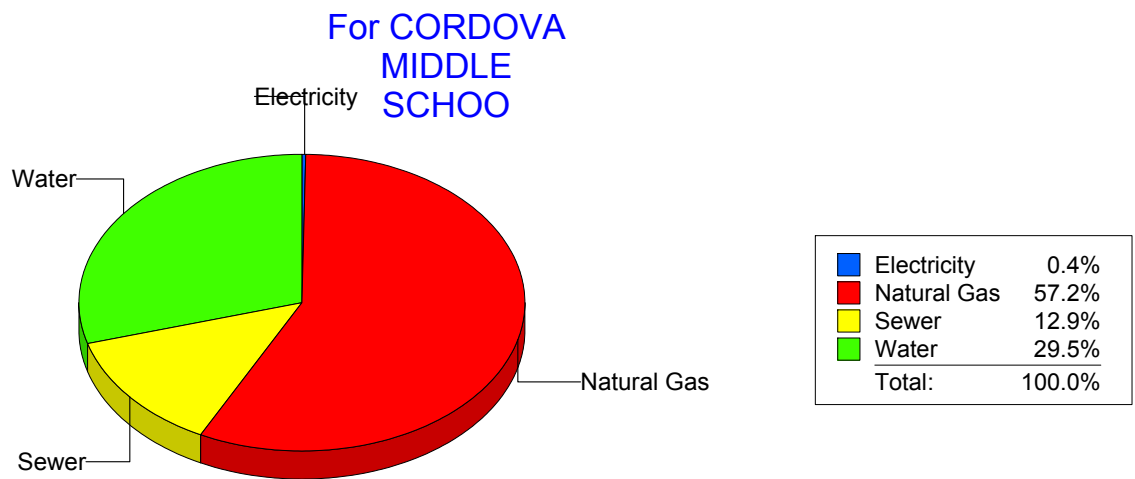
Energy CAP

Cost Avoidance Program

Cost Summary Graph

Grouped by Energy Type

Energy Type	Use	Units	Meter Cost	Special Charges	Total Cost	Avg Unit Cost	% of Total Cost
Site: CORDOVA MIDDLE SCHOO - CORDOVA MIDDLE SCHOO							
Electricity	98,000	KWH	\$15.00	\$0.00	\$15.00	0.0002	0.40%
Natural Gas	3,436	CCF	\$2,149.09	\$0.00	\$2,149.09	0.6255	57.20%
Water	528	CCF	\$1,109.31	\$0.00	\$1,109.31	2.1010	29.53%
Sewer	214	CCF	\$483.73	\$0.00	\$483.73	2.2604	12.87%
Total Cost:			\$3,757.13	\$0.00	\$3,757.13		



Filters: Cost Center Name Not One Of DoNotReport; Billing Period Equal To 201004

elpaso

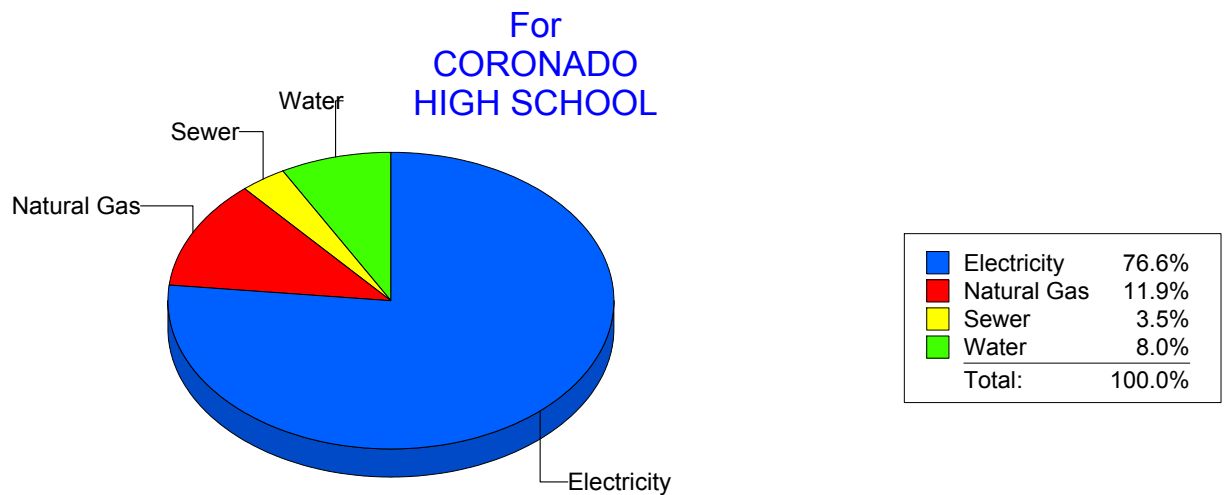
Energy CAP

Cost Avoidance Program

Cost Summary Graph

Grouped by Energy Type

Energy Type	Use	Units	Meter Cost	Special Charges	Total Cost	Avg Unit Cost	% of Total Cost
Site: CORONADO HIGH SCHOOL - CORONADO HIGH SCHOOL							
Electricity	261,385	KWH	\$27,456.53	\$0.00	\$27,456.53	0.1050	76.65%
Natural Gas	6,807	CCF	\$4,257.07	\$0.00	\$4,257.07	0.6254	11.88%
Water	2,058	CCF	\$2,858.08	\$0.00	\$2,858.08	1.3888	7.98%
Sewer	752	CCF	\$1,249.45	\$0.00	\$1,249.45	1.6615	3.49%
Total Cost:			\$35,821.13	\$0.00	\$35,821.13		



Filters: Cost Center Name Not One Of DoNotReport; Billing Period Equal To 201004

elpaso

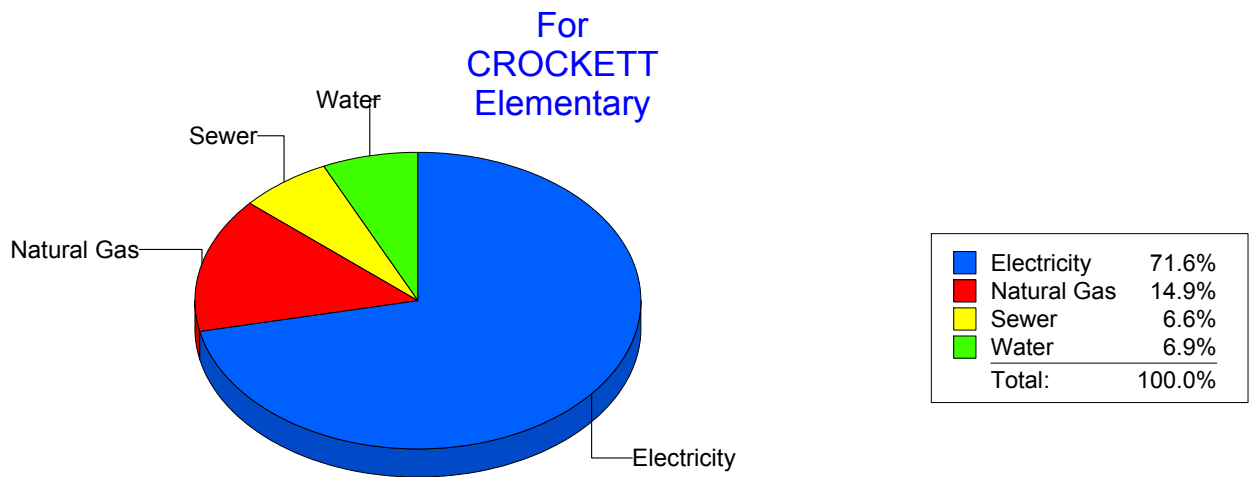
Energy CAP

Cost Avoidance Program

Cost Summary Graph

Grouped by Energy Type

Energy Type	Use	Units	Meter Cost	Special Charges	Total Cost	Avg Unit Cost	% of Total Cost
Site: CROCKETT - CROCKETT Elementary							
Electricity	45,000	KWH	\$4,457.16	\$0.00	\$4,457.16	0.0990	71.56%
Natural Gas	1,447	CCF	\$925.91	\$0.00	\$925.91	0.6399	14.87%
Water	176	CCF	\$432.52	\$0.00	\$432.52	2.4575	6.94%
Sewer	227	CCF	\$412.77	\$0.00	\$412.77	1.8184	6.63%
Total Cost:			\$6,228.36	\$0.00	\$6,228.36		



Filters: Cost Center Name Not One Of DoNotReport; Billing Period Equal To 201004

elpaso

Energy CAP

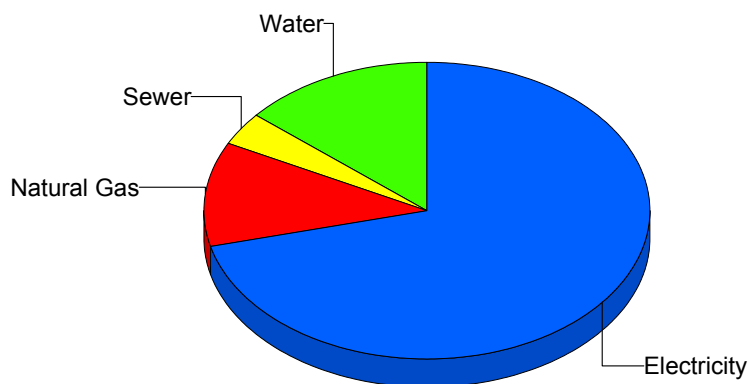
Cost Avoidance Program

Cost Summary Graph

Grouped by Energy Type

Energy Type	Use	Units	Meter Cost	Special Charges	Total Cost	Avg Unit Cost	% of Total Cost
Site: CROSBY ELEMENTARY - CROSBY ELEMENTARY							
Electricity	37,287	KWH	\$4,248.40	\$0.00	\$4,248.40	0.1139	71.18%
Natural Gas	996	CCF	\$672.34	\$0.00	\$672.34	0.6750	11.26%
Water	267	CCF	\$823.24	\$0.00	\$823.24	3.0833	13.79%
Sewer	79	CCF	\$224.81	\$0.00	\$224.81	2.8457	3.77%
Total Cost:			\$5,968.79	\$0.00	\$5,968.79		

For CROSBY
ELEMENTARY



Electricity	71.2%
Natural Gas	11.3%
Sewer	3.8%
Water	13.8%
Total:	100.0%

Filters: Cost Center Name Not One Of DoNotReport; Billing Period Equal To 201004

elpaso

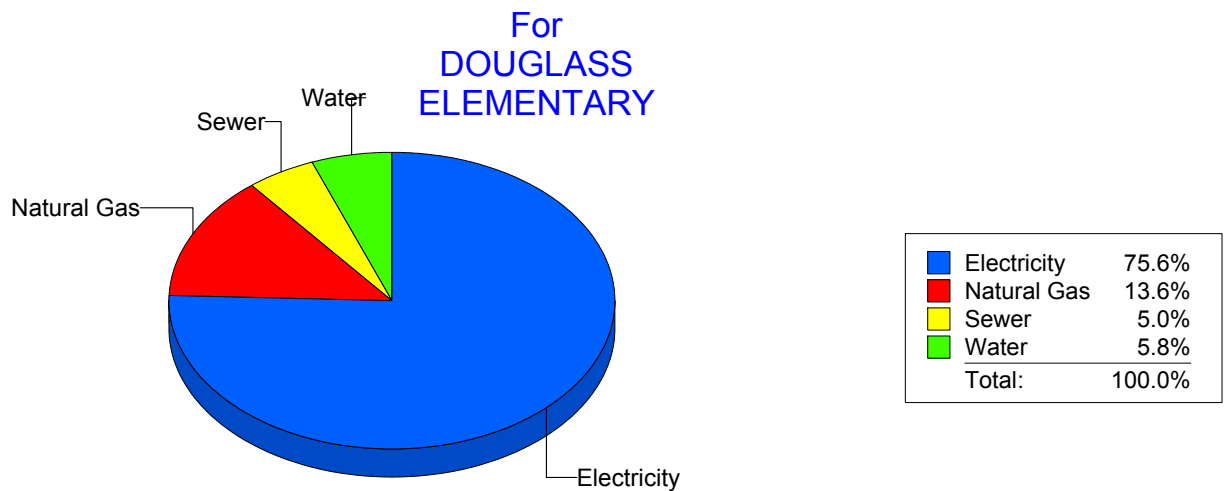
Energy CAP

Cost Avoidance Program

Cost Summary Graph

Grouped by Energy Type

Energy Type	Use	Units	Meter Cost	Special Charges	Total Cost	Avg Unit Cost	% of Total Cost
Site: DOUGLASS ELEMENTARY - DOUGLASS ELEMENTARY							
Electricity	44,803	KWH	\$4,708.28	\$0.00	\$4,708.28	0.1051	75.63%
Natural Gas	1,267	CCF	\$847.36	\$0.00	\$847.36	0.6688	13.61%
Water	146	CCF	\$360.86	\$0.00	\$360.86	2.4716	5.80%
Sewer	108	CCF	\$308.84	\$0.00	\$308.84	2.8596	4.96%
Total Cost:			\$6,225.34	\$0.00	\$6,225.34		



Filters: Cost Center Name Not One Of DoNotReport; Billing Period Equal To 201004

elpaso

Energy CAP

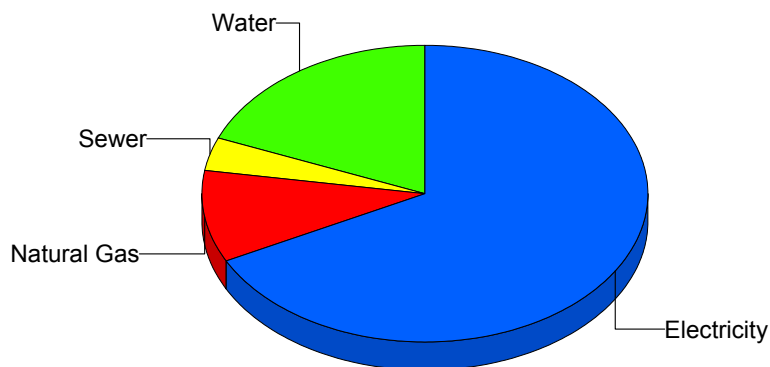
Cost Avoidance Program

Cost Summary Graph

Grouped by Energy Type

Energy Type	Use	Units	Meter Cost	Special Charges	Total Cost	Avg Unit Cost	% of Total Cost
Site: DOWELL ELEMENTARY - DOWELL ELEMENTARY							
Electricity	28,929	KWH	\$3,128.71	\$0.00	\$3,128.71	0.1082	67.43%
Natural Gas	709	CCF	\$470.58	\$0.00	\$470.58	0.6637	10.14%
Water	419	CCF	\$881.79	\$0.00	\$881.79	2.1045	19.00%
Sewer	86	CCF	\$158.70	\$0.00	\$158.70	1.8453	3.42%
Total Cost:			\$4,639.78	\$0.00	\$4,639.78		

For DOWELL
ELEMENTARY



Electricity	67.4%
Natural Gas	10.1%
Sewer	3.4%
Water	19.0%
Total:	100.0%

Filters: Cost Center Name Not One Of DoNotReport; Billing Period Equal To 201004

elpaso

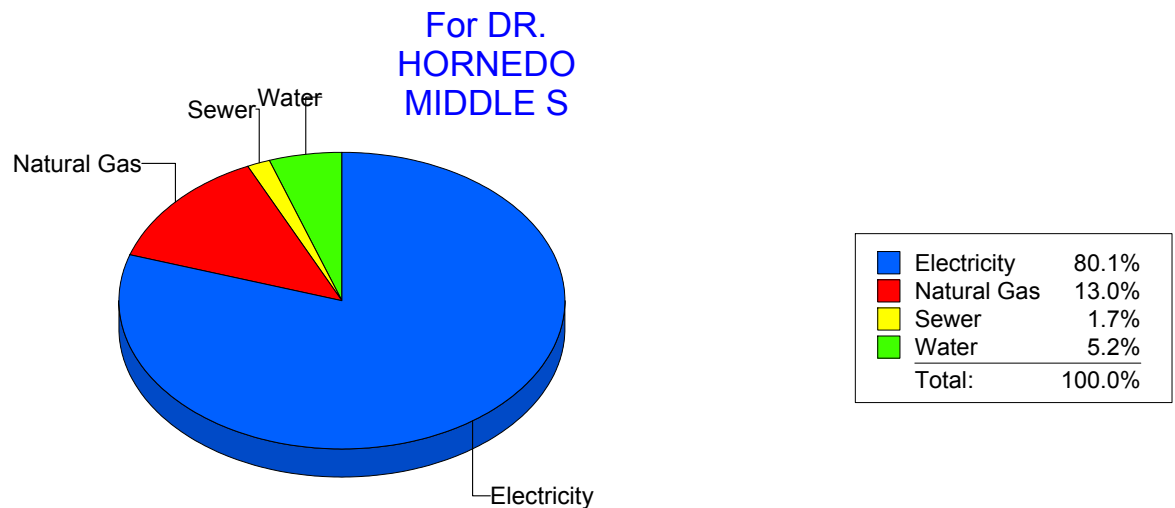
Energy CAP

Cost Avoidance Program

Cost Summary Graph

Grouped by Energy Type

Energy Type	Use	Units	Meter Cost	Special Charges	Total Cost	Avg Unit Cost	% of Total Cost
Site: DR. HORNEDO MIDDLE S - DR. HORNEDO MIDDLE S							
Electricity	248,000	KWH	\$21,042.68	\$0.00	\$21,042.68	0.0848	80.06%
Natural Gas	5,538	CCF	\$3,424.99	\$0.00	\$3,424.99	0.6185	13.03%
Water	1,066	CCF	\$1,364.74	\$0.00	\$1,364.74	1.2802	5.19%
Sewer	188	CCF	\$450.71	\$0.00	\$450.71	2.3974	1.71%
Total Cost:			\$26,283.12	\$0.00	\$26,283.12		



Filters: Cost Center Name Not One Of DoNotReport; Billing Period Equal To 201004

elpaso

Energy CAP

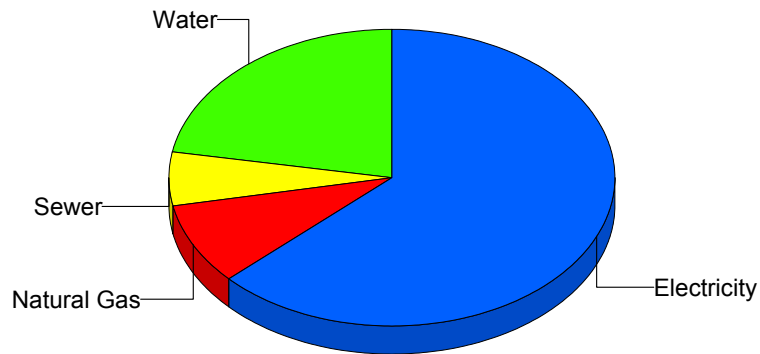
Cost Avoidance Program

Cost Summary Graph

Grouped by Energy Type

Energy Type	Use	Units	Meter Cost	Special Charges	Total Cost	Avg Unit Cost	% of Total Cost
Site: DR. L.A. NIXON ELEME - DR. L.A. NIXON ELEME							
Electricity	51,620	KWH	\$5,432.48	\$0.00	\$5,432.48	0.1052	62.95%
Natural Gas	1,167	CCF	\$787.12	\$0.00	\$787.12	0.6745	9.12%
Water	633	CCF	\$1,915.62	\$0.00	\$1,915.62	3.0263	22.20%
Sewer	366	CCF	\$494.44	\$0.00	\$494.44	1.3509	5.73%
Total Cost:			\$8,629.66	\$0.00	\$8,629.66		

For DR. L.A.
NIXON ELEME



Electricity	63.0%
Natural Gas	9.1%
Sewer	5.7%
Water	22.2%
Total:	100.0%

Filters: Cost Center Name Not One Of DoNotReport; Billing Period Equal To 201004

elpaso

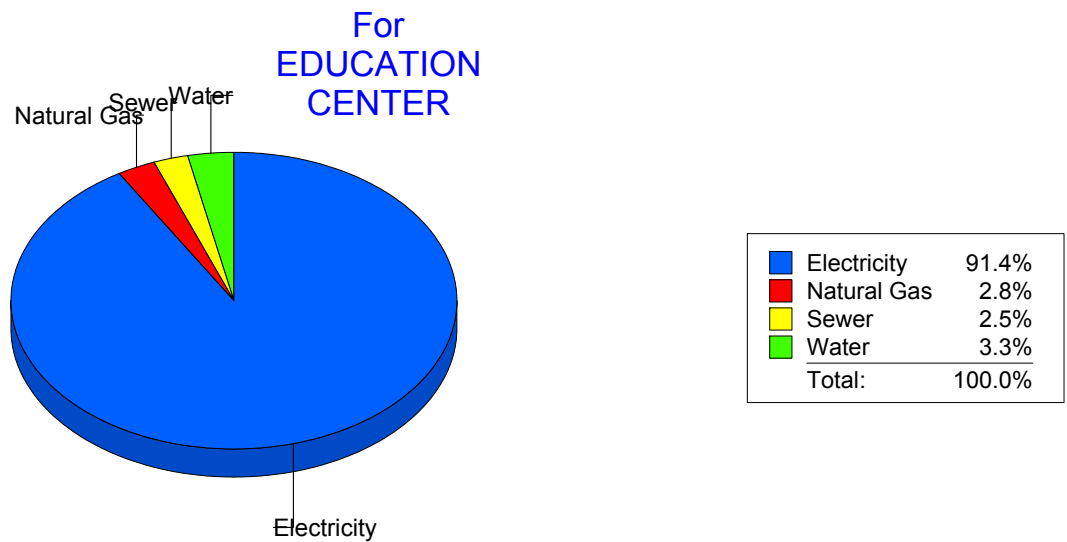
Energy CAP

Cost Avoidance Program

Cost Summary Graph

Grouped by Energy Type

Energy Type	Use	Units	Meter Cost	Special Charges	Total Cost	Avg Unit Cost	% of Total Cost
Site: EDUCATION CENTER - EDUCATION CENTER							
Electricity	339,380	KWH	\$31,000.31	\$0.00	\$31,000.31	0.0913	91.38%
Natural Gas	1,500	CCF	\$958.62	\$0.00	\$958.62	0.6391	2.83%
Water	474	CCF	\$1,116.61	\$0.00	\$1,116.61	2.3557	3.29%
Sewer	373	CCF	\$847.52	\$0.00	\$847.52	2.2722	2.50%
Total Cost:			\$33,923.06	\$0.00	\$33,923.06		



Filters: Cost Center Name Not One Of DoNotReport; Billing Period Equal To 201004

elpaso

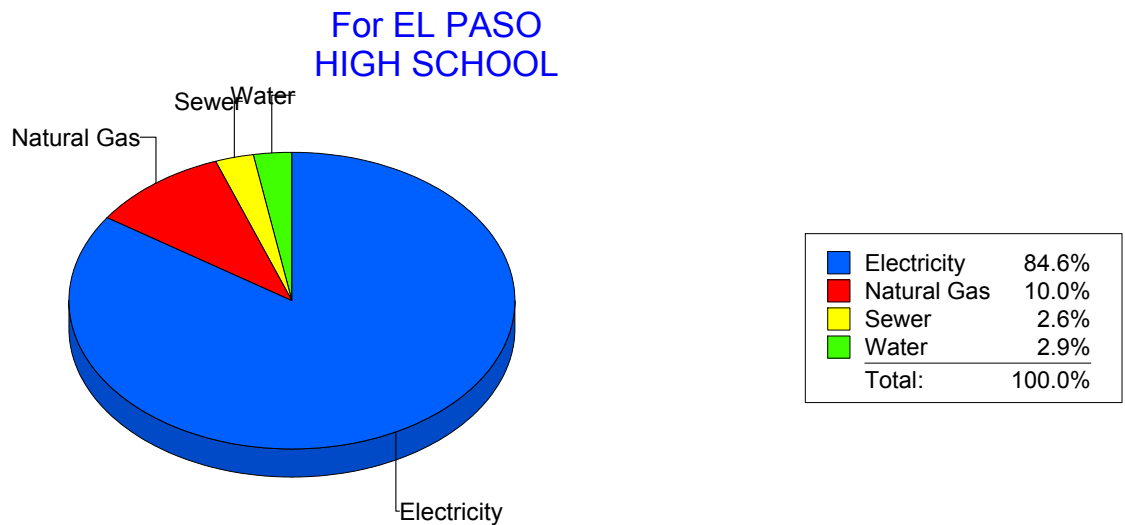
Energy CAP

Cost Avoidance Program

Cost Summary Graph

Grouped by Energy Type

Energy Type	Use	Units	Meter Cost	Special Charges	Total Cost	Avg Unit Cost	% of Total Cost
Site: EL PASO HIGH SCHOOL - EL PASO HIGH SCHOOL							
Electricity	211,443	KWH	\$22,433.81	\$0.00	\$22,433.81	0.1061	84.55%
Natural Gas	4,007	CCF	\$2,657.25	\$0.00	\$2,657.25	0.6632	10.02%
Water	253	CCF	\$764.08	\$0.00	\$764.08	3.0201	2.88%
Sewer	258	CCF	\$677.22	\$0.00	\$677.22	2.6249	2.55%
Total Cost:			\$26,532.36	\$0.00	\$26,532.36		



Filters: Cost Center Name Not One Of DoNotReport; Billing Period Equal To 201004

elpaso

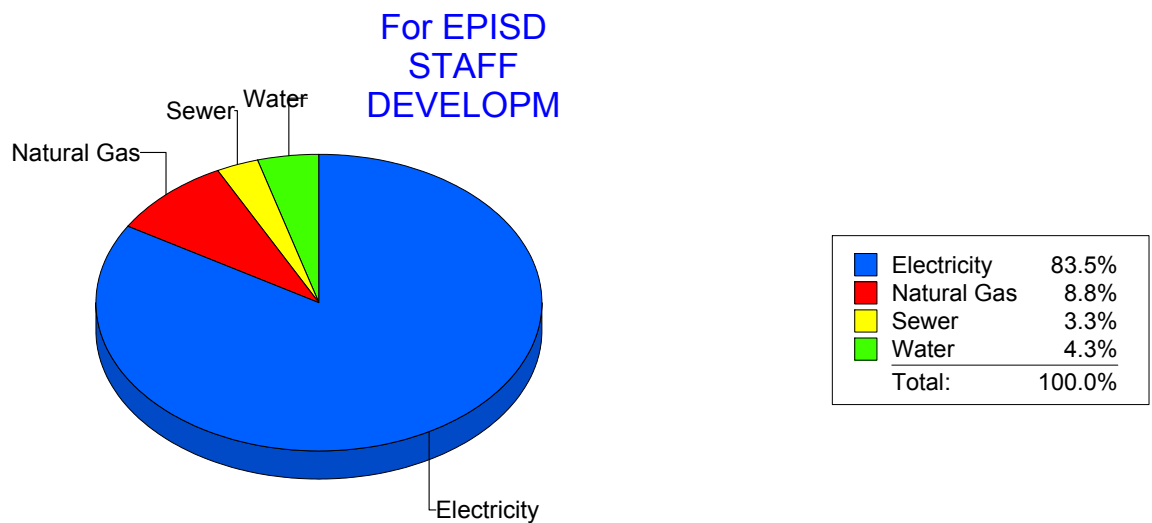
Energy CAP

Cost Avoidance Program

Cost Summary Graph

Grouped by Energy Type

Energy Type	Use	Units	Meter Cost	Special Charges	Total Cost	Avg Unit Cost	% of Total Cost
Site: EPISD STAFF DEVELOPM - EPISD STAFF DEVELOPM							
Electricity	16,880	KWH	\$1,803.14	\$0.00	\$1,803.14	0.1068	83.54%
Natural Gas	264	CCF	\$190.94	\$0.00	\$190.94	0.7233	8.85%
Water	20	CCF	\$93.14	\$0.00	\$93.14	4.6570	4.32%
Sewer	17	CCF	\$71.07	\$0.00	\$71.07	4.1806	3.29%
Total Cost:			\$2,158.29	\$0.00	\$2,158.29		



Filters: Cost Center Name Not One Of DoNotReport; Billing Period Equal To 201004

elpaso

Energy CAP

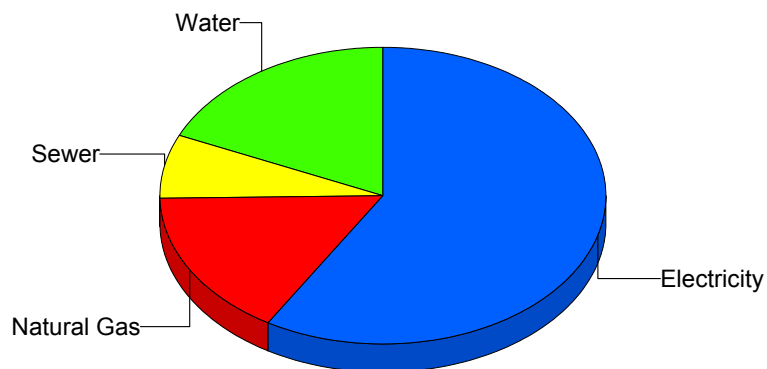
Cost Avoidance Program

Cost Summary Graph

Grouped by Energy Type

Energy Type	Use	Units	Meter Cost	Special Charges	Total Cost	Avg Unit Cost	% of Total Cost
Site: FANNIN ELEMENTARY - FANNIN ELEMENTARY							
Electricity	27,425	KWH	\$3,531.30	\$0.00	\$3,531.30	0.1288	58.57%
Natural Gas	1,427	CCF	\$977.50	\$0.00	\$977.50	0.6850	16.21%
Water	461	CCF	\$1,104.26	\$0.00	\$1,104.26	2.3954	18.32%
Sewer	170	CCF	\$415.75	\$0.00	\$415.75	2.4456	6.90%
Total Cost:			\$6,028.81	\$0.00	\$6,028.81		

For FANNIN
ELEMENTARY



Filters: Cost Center Name Not One Of DoNotReport; Billing Period Equal To 201004

elpaso

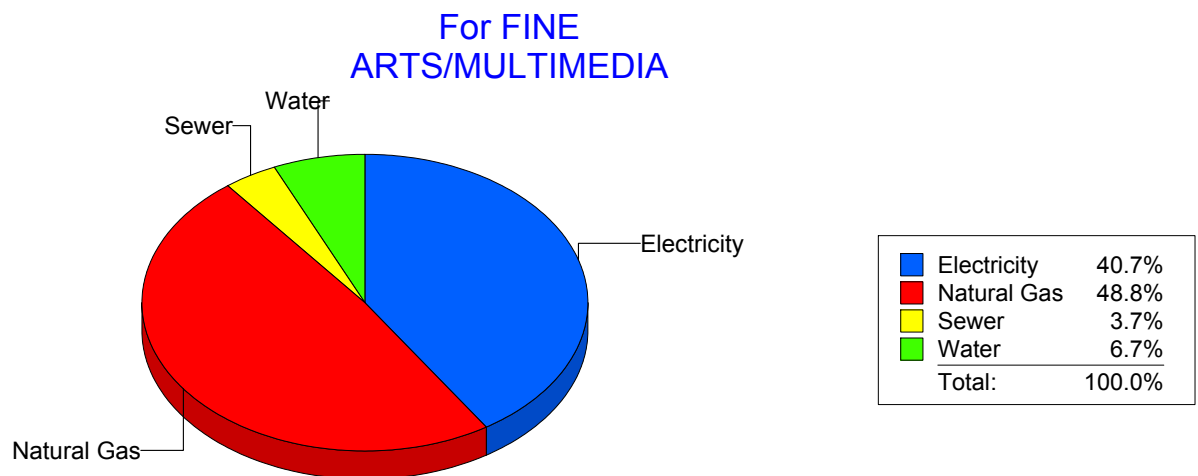
Energy CAP

Cost Avoidance Program

Cost Summary Graph

Grouped by Energy Type

Energy Type	Use	Units	Meter Cost	Special Charges	Total Cost	Avg Unit Cost	% of Total Cost
Site: FINE ARTS/MULTIMEDIA - FINE ARTS/MULTIMEDIA							
Electricity	10,407	KWH	\$1,262.37	\$0.00	\$1,262.37	0.1213	40.73%
Natural Gas	2,400	CCF	\$1,514.11	\$0.00	\$1,514.11	0.6309	48.85%
Water	82	CCF	\$208.83	\$0.00	\$208.83	2.5467	6.74%
Sewer	41	CCF	\$114.31	\$0.00	\$114.31	2.7880	3.69%
Total Cost:			\$3,099.62	\$0.00	\$3,099.62		



Filters: Cost Center Name Not One Of DoNotReport; Billing Period Equal To 201004

elpaso

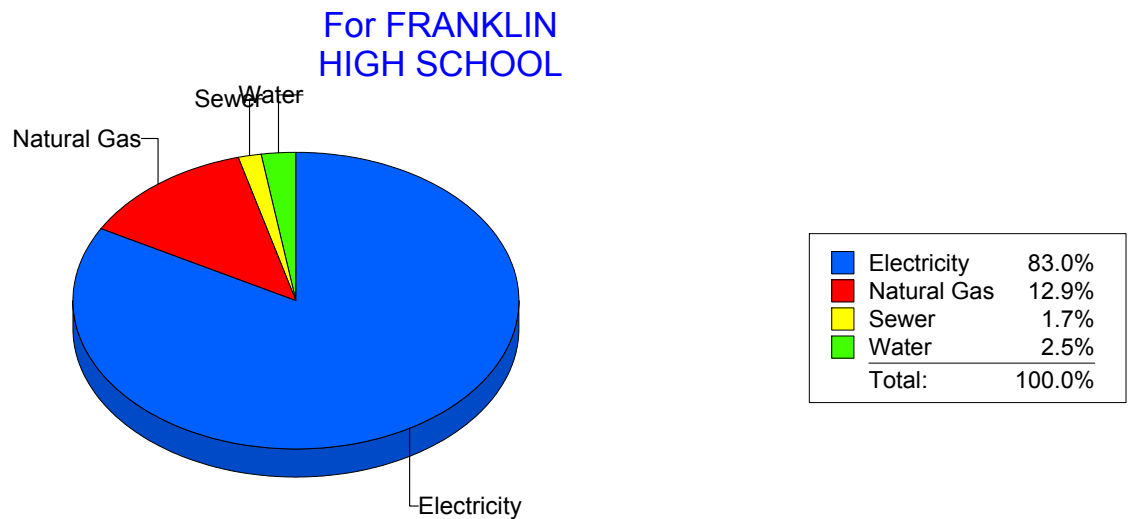
Energy CAP

Cost Avoidance Program

Cost Summary Graph

Grouped by Energy Type

Energy Type	Use	Units	Meter Cost	Special Charges	Total Cost	Avg Unit Cost	% of Total Cost
Site: FRANKLIN HIGH SCHOOL - FRANKLIN HIGH SCHOOL							
Electricity	378,482	KWH	\$35,319.28	\$0.00	\$35,319.28	0.0933	82.96%
Natural Gas	8,858	CCF	\$5,473.52	\$0.00	\$5,473.52	0.6179	12.86%
Water	571	CCF	\$1,057.79	\$0.00	\$1,057.79	1.8525	2.48%
Sewer	401	CCF	\$721.22	\$0.00	\$721.22	1.7986	1.69%
Total Cost:			\$42,571.81	\$0.00	\$42,571.81		



Filters: Cost Center Name Not One Of DoNotReport; Billing Period Equal To 201004

elpaso

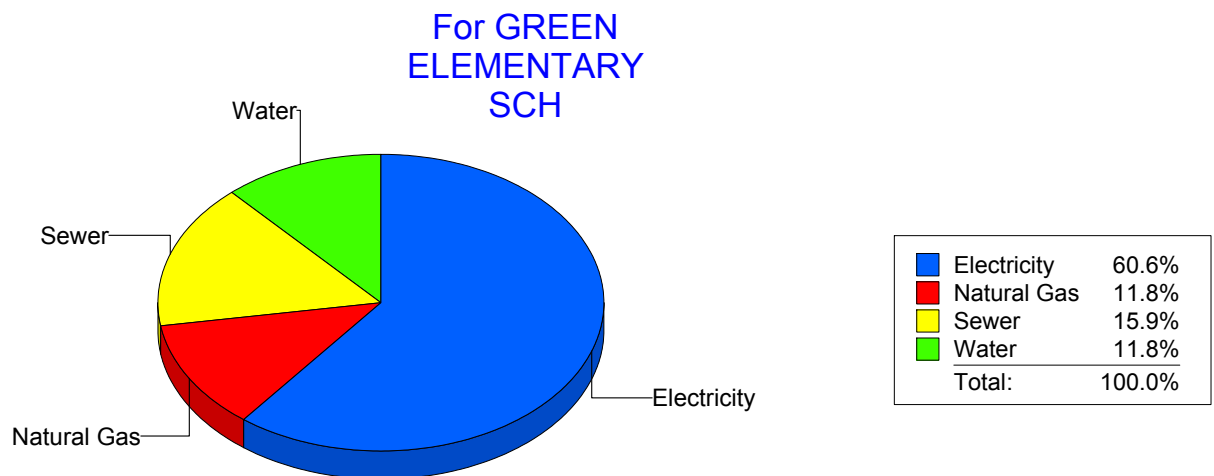
Energy CAP

Cost Avoidance Program

Cost Summary Graph

Grouped by Energy Type

Energy Type	Use	Units	Meter Cost	Special Charges	Total Cost	Avg Unit Cost	% of Total Cost
Site: GREEN ELEMENTARY SCH - GREEN ELEMENTARY SCH							
Electricity	32,700	KWH	\$3,389.58	\$0.00	\$3,389.58	0.1037	60.55%
Natural Gas	965	CCF	\$661.14	\$0.00	\$661.14	0.6851	11.81%
Water	253	CCF	\$659.32	\$0.00	\$659.32	2.6060	11.78%
Sewer	483	CCF	\$887.60	\$0.00	\$887.60	1.8377	15.86%
Total Cost:			\$5,597.64	\$0.00	\$5,597.64		



Filters: Cost Center Name Not One Of DoNotReport; Billing Period Equal To 201004

elpaso

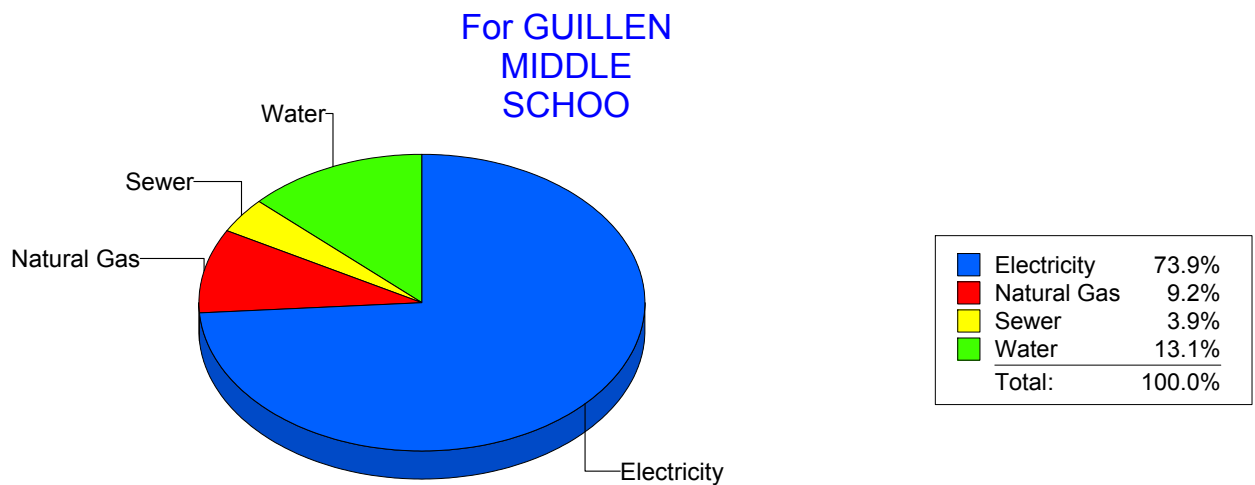
Energy CAP

Cost Avoidance Program

Cost Summary Graph

Grouped by Energy Type

Energy Type	Use	Units	Meter Cost	Special Charges	Total Cost	Avg Unit Cost	% of Total Cost
Site: GUILLEN MIDDLE SCHOO - GUILLEN MIDDLE SCHOO							
Electricity	92,686	KWH	\$9,239.01	\$0.00	\$9,239.01	0.0997	73.85%
Natural Gas	1,751	CCF	\$1,146.37	\$0.00	\$1,146.37	0.6547	9.16%
Water	754	CCF	\$1,632.68	\$0.00	\$1,632.68	2.1654	13.05%
Sewer	230	CCF	\$491.95	\$0.00	\$491.95	2.1389	3.93%
Total Cost:			\$12,510.01	\$0.00	\$12,510.01		



Filters: Cost Center Name Not One Of DoNotReport; Billing Period Equal To 201004

elpaso

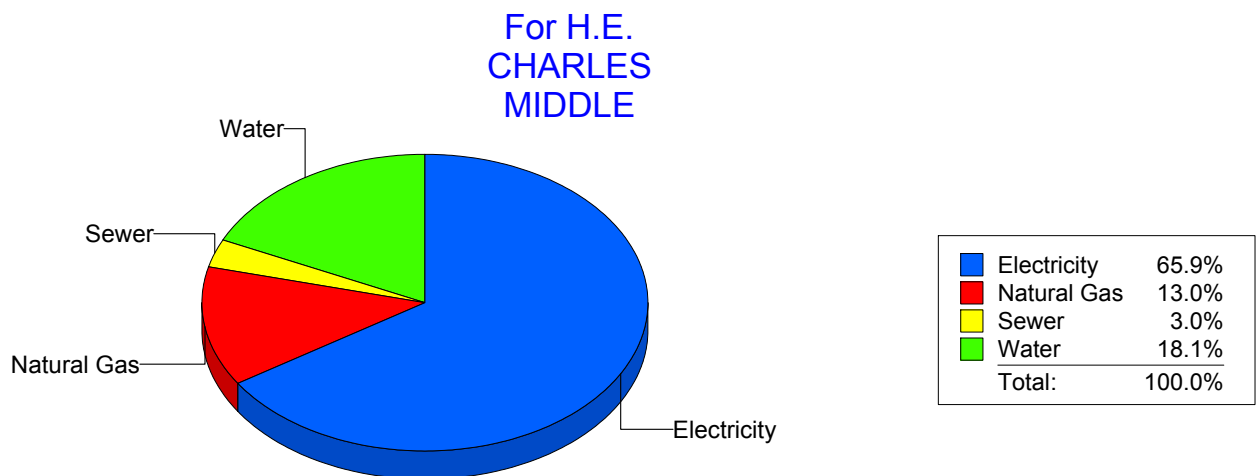
Energy CAP

Cost Avoidance Program

Cost Summary Graph

Grouped by Energy Type

Energy Type	Use	Units	Meter Cost	Special Charges	Total Cost	Avg Unit Cost	% of Total Cost
Site: H.E. CHARLES MIDDLE - H.E. CHARLES MIDDLE							
Electricity	88,900	KWH	\$9,280.72	\$0.00	\$9,280.72	0.1044	65.88%
Natural Gas	2,923	CCF	\$1,836.92	\$0.00	\$1,836.92	0.6284	13.04%
Water	734	CCF	\$2,545.35	\$0.00	\$2,545.35	3.4678	18.07%
Sewer	167	CCF	\$424.04	\$0.00	\$424.04	2.5392	3.01%
Total Cost:			\$14,087.03	\$0.00	\$14,087.03		



Filters: Cost Center Name Not One Of DoNotReport; Billing Period Equal To 201004

elpaso

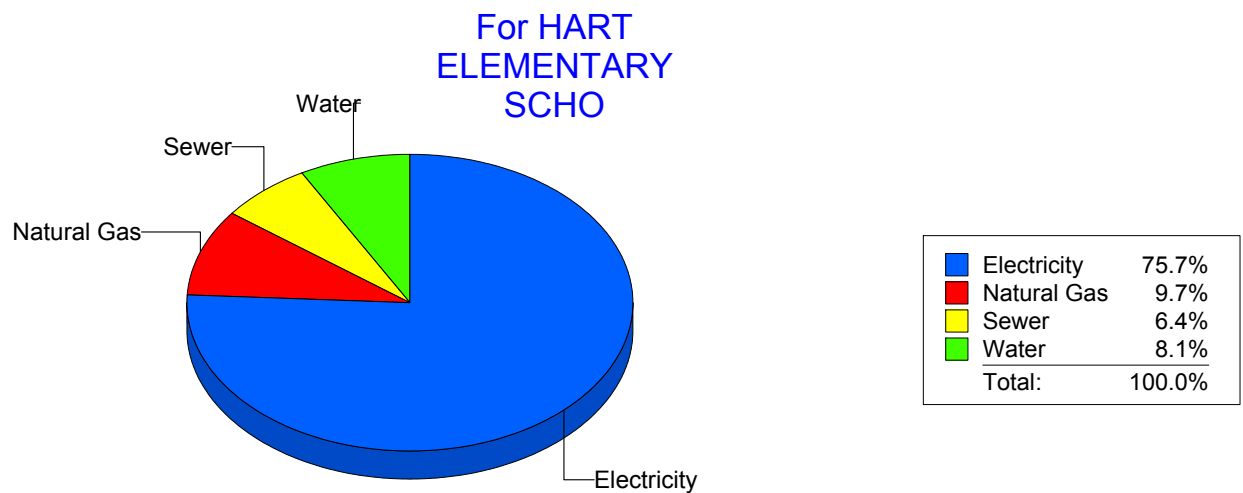
Energy CAP

Cost Avoidance Program

Cost Summary Graph

Grouped by Energy Type

Energy Type	Use	Units	Meter Cost	Special Charges	Total Cost	Avg Unit Cost	% of Total Cost
Site: HART ELEMENTARY SCHO - HART ELEMENTARY SCHO							
Electricity	29,334	KWH	\$3,498.89	\$0.00	\$3,498.89	0.1193	75.71%
Natural Gas	673	CCF	\$448.20	\$0.00	\$448.20	0.6660	9.70%
Water	166	CCF	\$376.59	\$0.00	\$376.59	2.2686	8.15%
Sewer	118	CCF	\$297.58	\$0.00	\$297.58	2.5219	6.44%
Total Cost:			\$4,621.26	\$0.00	\$4,621.26		



Filters: Cost Center Name Not One Of DoNotReport; Billing Period Equal To 201004

elpaso

Energy CAP

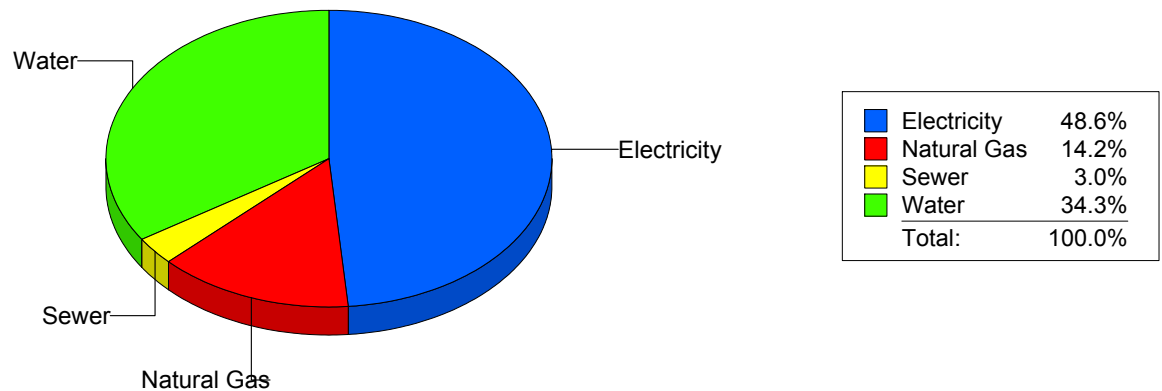
Cost Avoidance Program

Cost Summary Graph

Grouped by Energy Type

Energy Type	Use	Units	Meter Cost	Special Charges	Total Cost	Avg Unit Cost	% of Total Cost
Site: HAWKINS ELEMENTARY S - HAWKINS ELEMENTARY S							
Electricity	30,274	KWH	\$2,944.20	\$0.00	\$2,944.20	0.0973	48.56%
Natural Gas	1,341	CCF	\$860.49	\$0.00	\$860.49	0.6417	14.19%
Water	439	CCF	\$2,077.48	\$0.00	\$2,077.48	4.7323	34.27%
Sewer	44	CCF	\$180.36	\$0.00	\$180.36	4.0991	2.97%
Total Cost:			\$6,062.53	\$0.00	\$6,062.53		

For HAWKINS
ELEMENTARY
S



Filters: Cost Center Name Not One Of DoNotReport; Billing Period Equal To 201004

elpaso

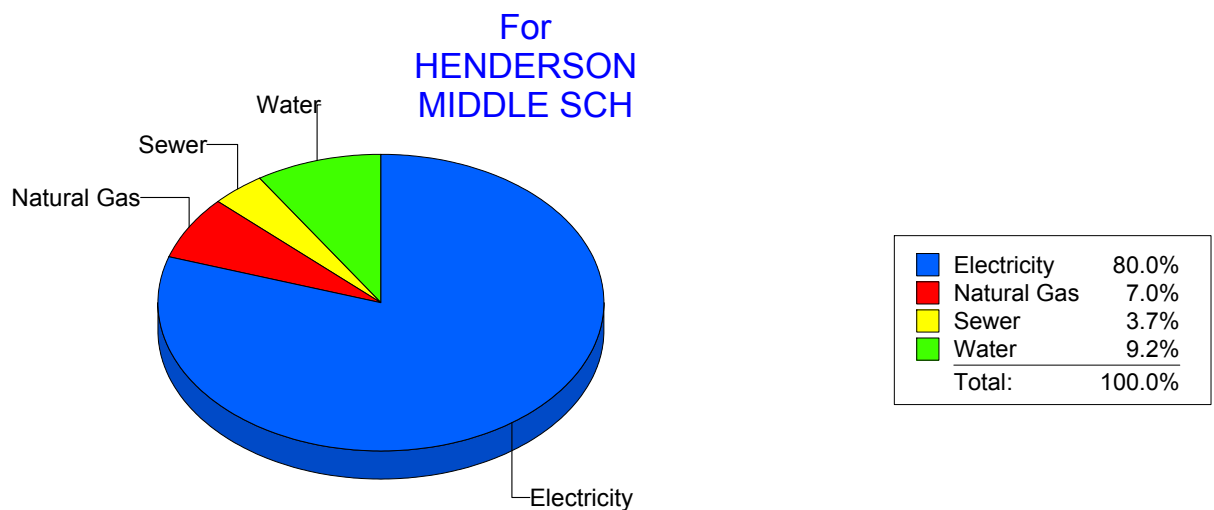
Energy CAP

Cost Avoidance Program

Cost Summary Graph

Grouped by Energy Type

Energy Type	Use	Units	Meter Cost	Special Charges	Total Cost	Avg Unit Cost	% of Total Cost
Site: HENDERSON MIDDLE SCH - HENDERSON MIDDLE SCH							
Electricity	63,348	KWH	\$6,608.82	\$0.00	\$6,608.82	0.1043	80.00%
Natural Gas	887	CCF	\$580.28	\$0.00	\$580.28	0.6542	7.02%
Water	356	CCF	\$763.22	\$0.00	\$763.22	2.1439	9.24%
Sewer	194	CCF	\$308.62	\$0.00	\$308.62	1.5908	3.74%
Total Cost:			\$8,260.94	\$0.00	\$8,260.94		



Filters: Cost Center Name Not One Of DoNotReport; Billing Period Equal To 201004

el Paso

Energy CAP

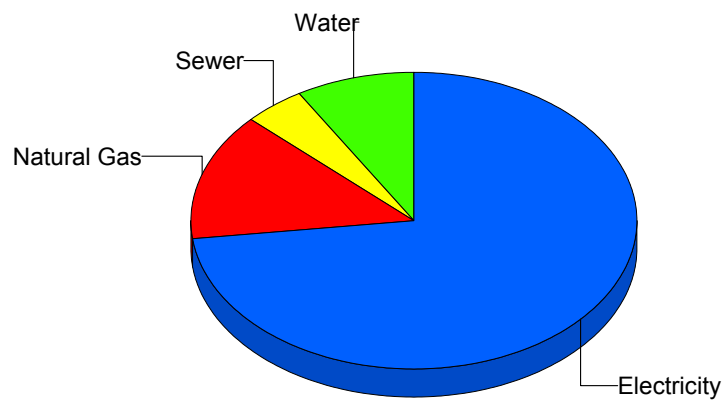
Cost Avoidance Program

Cost Summary Graph

Grouped by Energy Type

Energy Type	Use	Units	Meter Cost	Special Charges	Total Cost	Avg Unit Cost	% of Total Cost
Site: HERCULES COTTAGES - HERCULES COTTAGES							
Electricity	5,513	KWH	\$910.95	\$0.00	\$910.95	0.1652	73.10%
Natural Gas	6	CCF	\$173.29	\$0.00	\$173.29	28.8817	13.91%
Water	37	CCF	\$108.67	\$0.00	\$108.67	2.9370	8.72%
Sewer	18	CCF	\$53.19	\$0.00	\$53.19	2.9550	4.27%
Total Cost:			\$1,246.10	\$0.00	\$1,246.10		

For HERCULES COTTAGES



Electricity	73.1%
Natural Gas	13.9%
Sewer	4.3%
Water	8.7%
Total:	100.0%

Filters: Cost Center Name Not One Of DoNotReport; Billing Period Equal To 201004

elpaso

Energy CAP

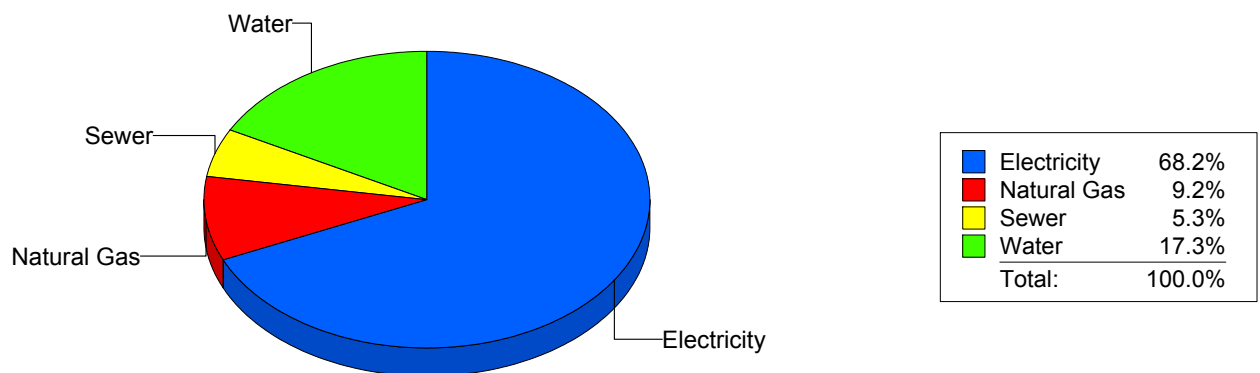
Cost Avoidance Program

Cost Summary Graph

Grouped by Energy Type

Energy Type	Use	Units	Meter Cost	Special Charges	Total Cost	Avg Unit Cost	% of Total Cost
Site: 174 - HERRERA ELEMENTARY							
Electricity	60,400	KWH	\$7,178.10	\$0.00	\$7,178.10	0.1188	68.21%
Natural Gas	1,513	CCF	\$966.65	\$0.00	\$966.65	0.6389	9.19%
Water	501	CCF	\$1,824.27	\$0.00	\$1,824.27	3.6413	17.33%
Sewer	270	CCF	\$554.85	\$0.00	\$554.85	2.0550	5.27%
Total Cost:			\$10,523.87	\$0.00	\$10,523.87		

For HERRERA
ELEMENTARY



Filters: Cost Center Name Not One Of DoNotReport; Billing Period Equal To 201004

elpaso

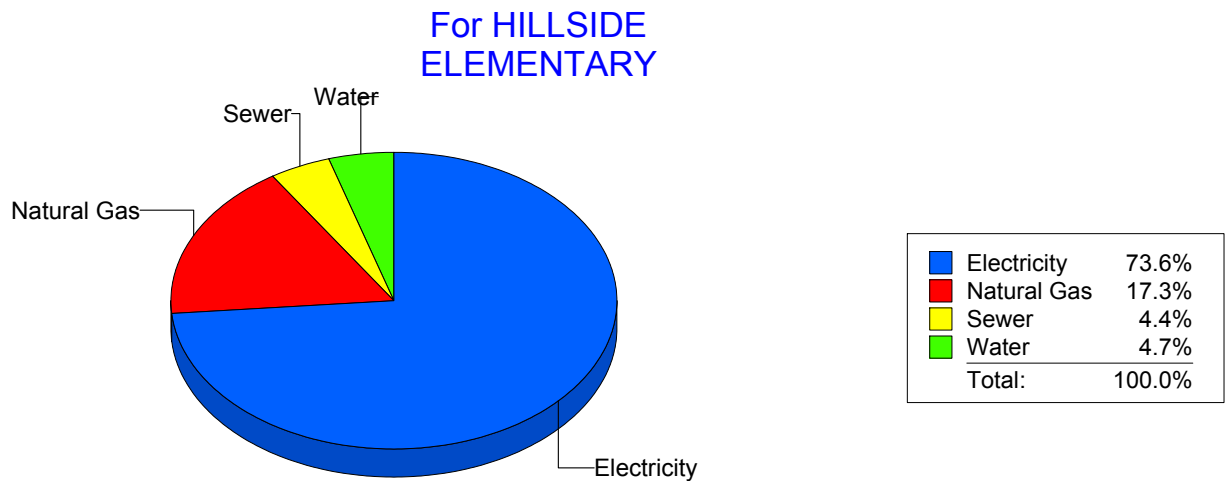
Energy CAP

Cost Avoidance Program

Cost Summary Graph

Grouped by Energy Type

Energy Type	Use	Units	Meter Cost	Special Charges	Total Cost	Avg Unit Cost	% of Total Cost
Site: HILLSIDE ELEMENTARY - HILLSIDE ELEMENTARY							
Electricity	43,396	KWH	\$5,253.57	\$0.00	\$5,253.57	0.1211	73.58%
Natural Gas	1,810	CCF	\$1,235.54	\$0.00	\$1,235.54	0.6826	17.30%
Water	101	CCF	\$338.17	\$0.00	\$338.17	3.3482	4.74%
Sewer	89	CCF	\$312.88	\$0.00	\$312.88	3.5155	4.38%
Total Cost:			\$7,140.16	\$0.00	\$7,140.16		



Filters: Cost Center Name Not One Of DoNotReport; Billing Period Equal To 201004

el Paso

Energy CAP

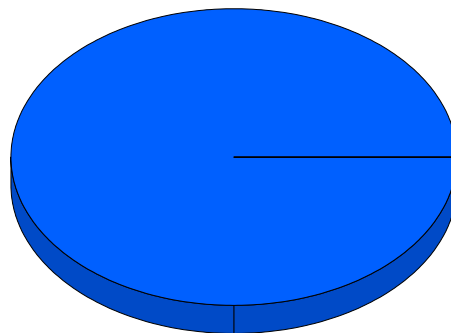
Cost Avoidance Program

Cost Summary Graph

Grouped by Energy Type

Energy Type	Use	Units	Meter Cost	Special Charges	Total Cost	Avg Unit Cost	% of Total Cost
Site: 882 - HONDO PASS COTTAGES							
Natural Gas		69 CCF	\$70.15	\$0.00	\$70.15	1.0167	100.00%
Total Cost:			\$70.15	\$0.00	\$70.15		

For HONDO
PASS
COTTAGES



Natural Gas

■ Natural Gas	100.0%
Total:	100.0%

Filters: Cost Center Name Not One Of DoNotReport; Billing Period Equal To 201004

elpaso

Energy CAP

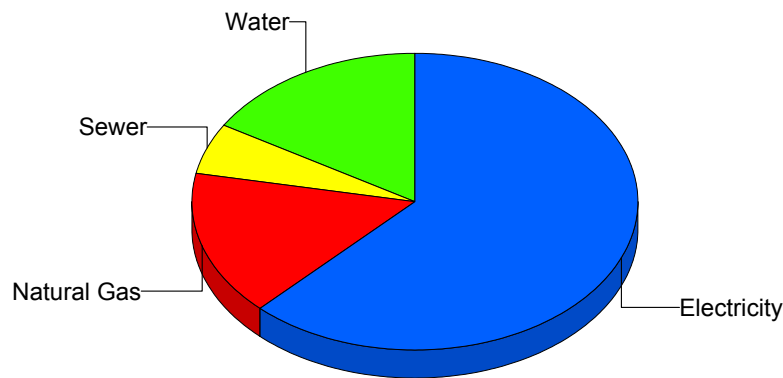
Cost Avoidance Program

Cost Summary Graph

Grouped by Energy Type

Energy Type	Use	Units	Meter Cost	Special Charges	Total Cost	Avg Unit Cost	% of Total Cost
Site: HOUSTON INTERMEDIATE - HOUSTON INTERMEDIATE							
Electricity	29,744	KWH	\$3,091.94	\$0.00	\$3,091.94	0.1040	62.29%
Natural Gas	1,127	CCF	\$783.63	\$0.00	\$783.63	0.6953	15.79%
Water	204	CCF	\$808.24	\$0.00	\$808.24	3.9620	16.28%
Sewer	55	CCF	\$279.81	\$0.00	\$279.81	5.0875	5.64%
Total Cost:			\$4,963.62	\$0.00	\$4,963.62		

For HOUSTON
INTERMEDIATE



Electricity	62.3%
Natural Gas	15.8%
Sewer	5.6%
Water	16.3%
Total:	100.0%

Filters: Cost Center Name Not One Of DoNotReport; Billing Period Equal To 201004

elpaso

Energy CAP

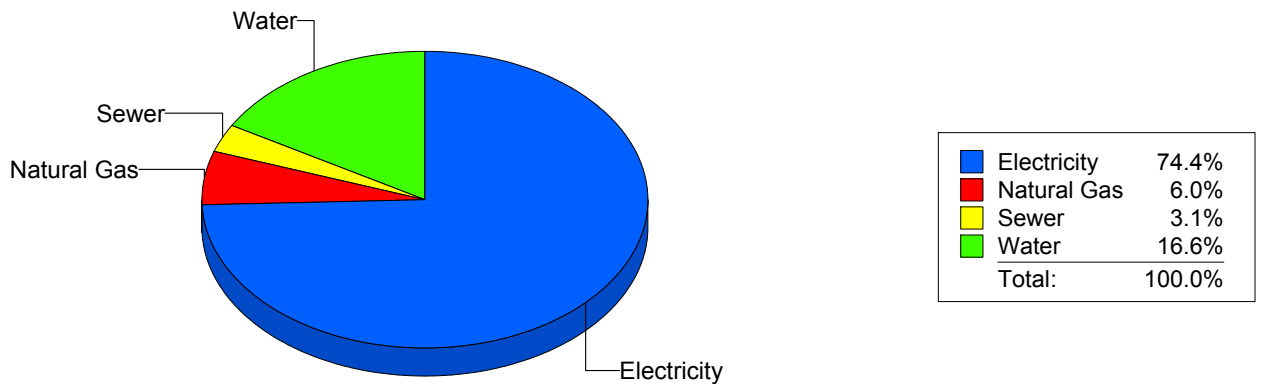
Cost Avoidance Program

Cost Summary Graph

Grouped by Energy Type

Energy Type	Use	Units	Meter Cost	Special Charges	Total Cost	Avg Unit Cost	% of Total Cost
Site: MOYE - HR Moye							
Electricity	68,280	KWH	\$7,701.82	\$0.00	\$7,701.82	0.1128	74.35%
Natural Gas	950	CCF	\$619.16	\$0.00	\$619.16	0.6517	5.98%
Water	385	CCF	\$1,715.13	\$0.00	\$1,715.13	4.4549	16.56%
Sewer	87	CCF	\$322.44	\$0.00	\$322.44	3.7062	3.11%
Total Cost:			\$10,358.55	\$0.00	\$10,358.55		

For HR Moye



Filters: Cost Center Name Not One Of DoNotReport; Billing Period Equal To 201004

elpaso

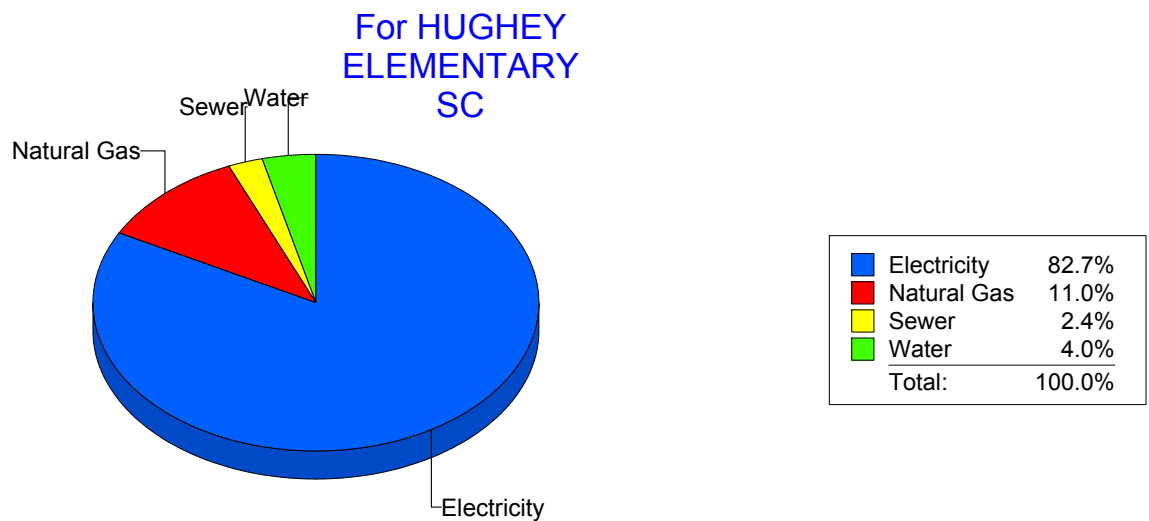
Energy CAP

Cost Avoidance Program

Cost Summary Graph

Grouped by Energy Type

Energy Type	Use	Units	Meter Cost	Special Charges	Total Cost	Avg Unit Cost	% of Total Cost
Site: HUGHEY ELEMENTARY SC - HUGHEY ELEMENTARY SC							
Electricity	35,240	KWH	\$4,779.12	\$0.00	\$4,779.12	0.1356	82.66%
Natural Gas	979	CCF	\$637.07	\$0.00	\$637.07	0.6507	11.02%
Water	105	CCF	\$228.53	\$0.00	\$228.53	2.1765	3.95%
Sewer	58	CCF	\$137.17	\$0.00	\$137.17	2.3650	2.37%
Total Cost:			\$5,781.89	\$0.00	\$5,781.89		



Filters: Cost Center Name Not One Of DoNotReport; Billing Period Equal To 201004

elpaso

Energy CAP

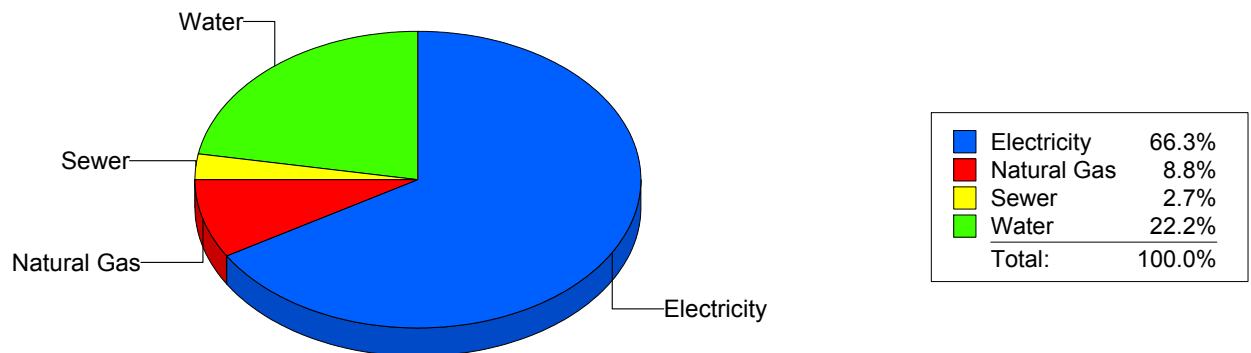
Cost Avoidance Program

Cost Summary Graph

Grouped by Energy Type

Energy Type	Use	Units	Meter Cost	Special Charges	Total Cost	Avg Unit Cost	% of Total Cost
Site: IRVIN HIGH SCHOOL - IRVIN HIGH SCHOOL							
Electricity	143,181	KWH	\$14,157.44	\$0.00	\$14,157.44	0.0989	66.32%
Natural Gas	2,938	CCF	\$1,878.33	\$0.00	\$1,878.33	0.6393	8.80%
Water	1,464	CCF	\$4,738.56	\$0.00	\$4,738.56	3.2367	22.20%
Sewer	343	CCF	\$573.22	\$0.00	\$573.22	1.6712	2.69%
Total Cost:			\$21,347.55	\$0.00	\$21,347.55		

For IRVIN HIGH SCHOOL



Filters: Cost Center Name Not One Of DoNotReport; Billing Period Equal To 201004

elpaso

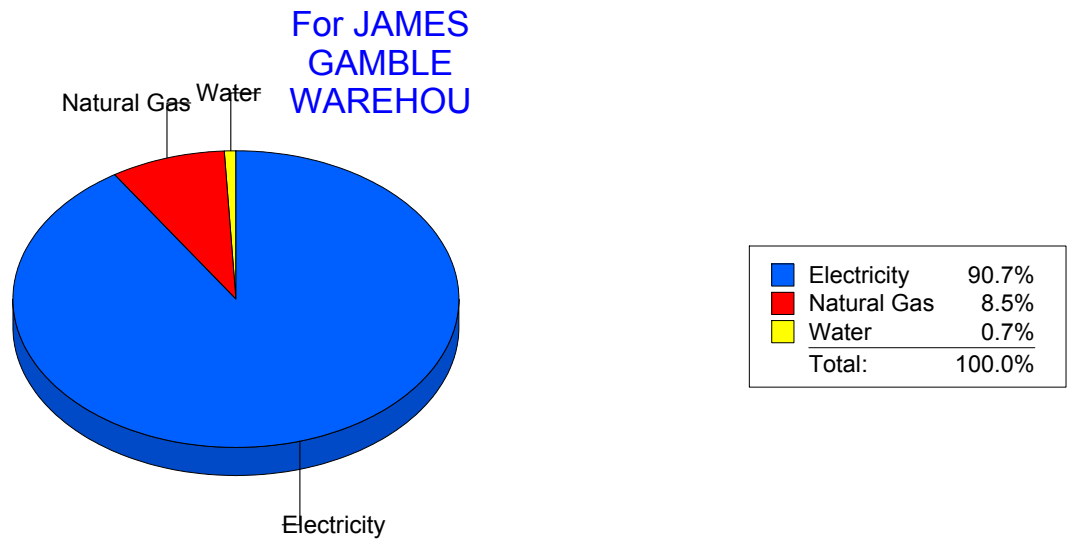
Energy CAP

Cost Avoidance Program

Cost Summary Graph

Grouped by Energy Type

Energy Type	Use	Units	Meter Cost	Special Charges	Total Cost	Avg Unit Cost	% of Total Cost
Site: JAMES GAMBLE WAREHOU - JAMES GAMBLE WAREHOU							
Electricity	36,600	KWH	\$4,451.82	\$0.00	\$4,451.82	0.1216	90.73%
Natural Gas	625	CCF	\$418.40	\$0.00	\$418.40	0.6694	8.53%
Water	0	CCF	\$36.36	\$0.00	\$36.36	0.0000	0.74%
Total Cost:			\$4,906.58	\$0.00	\$4,906.58		



Filters: Cost Center Name Not One Of DoNotReport; Billing Period Equal To 201004

elpaso

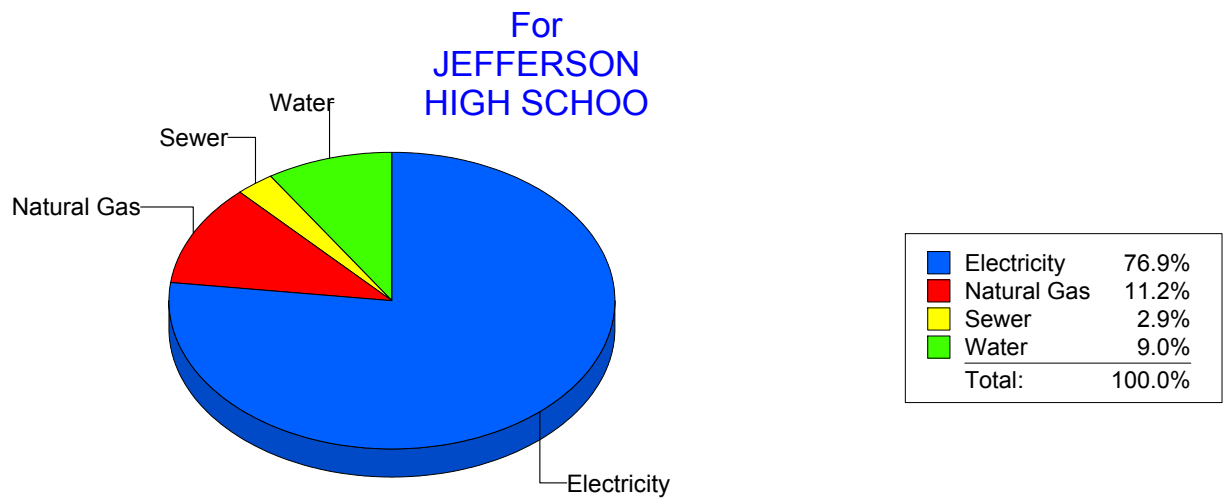
Energy CAP

Cost Avoidance Program

Cost Summary Graph

Grouped by Energy Type

Energy Type	Use	Units	Meter Cost	Special Charges	Total Cost	Avg Unit Cost	% of Total Cost
Site: JEFFERSON HIGH SCHOO - JEFFERSON HIGH SCHOO							
Electricity	143,278	KWH	\$14,814.53	\$0.00	\$14,814.53	0.1034	76.90%
Natural Gas	3,110	CCF	\$2,154.06	\$0.00	\$2,154.06	0.6926	11.18%
Water	650	CCF	\$1,741.52	\$0.00	\$1,741.52	2.6793	9.04%
Sewer	183	CCF	\$553.72	\$0.00	\$553.72	3.0258	2.87%
Total Cost:			\$19,263.83	\$0.00	\$19,263.83		



Filters: Cost Center Name Not One Of DoNotReport; Billing Period Equal To 201004

elpaso

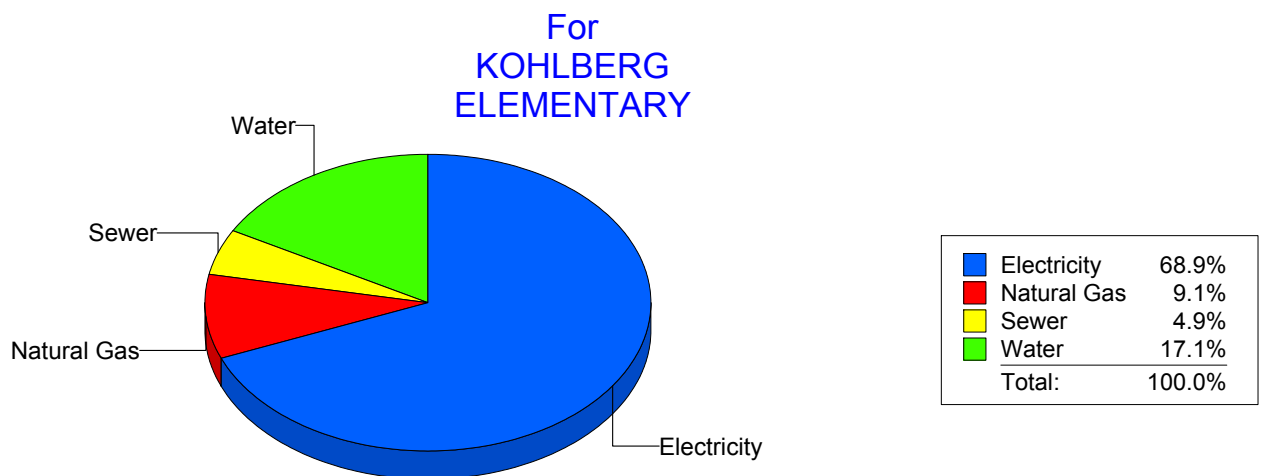
Energy CAP

Cost Avoidance Program

Cost Summary Graph

Grouped by Energy Type

Energy Type	Use	Units	Meter Cost	Special Charges	Total Cost	Avg Unit Cost	% of Total Cost
Site: KOHLBERG ELEMENTARY - KOHLBERG ELEMENTARY							
Electricity	63,160	KWH	\$7,033.98	\$0.00	\$7,033.98	0.1114	68.91%
Natural Gas	1,456	CCF	\$931.47	\$0.00	\$931.47	0.6397	9.13%
Water	689	CCF	\$1,742.24	\$0.00	\$1,742.24	2.5287	17.07%
Sewer	246	CCF	\$499.51	\$0.00	\$499.51	2.0305	4.89%
Total Cost:			\$10,207.20	\$0.00	\$10,207.20		



Filters: Cost Center Name Not One Of DoNotReport; Billing Period Equal To 201004

elpaso

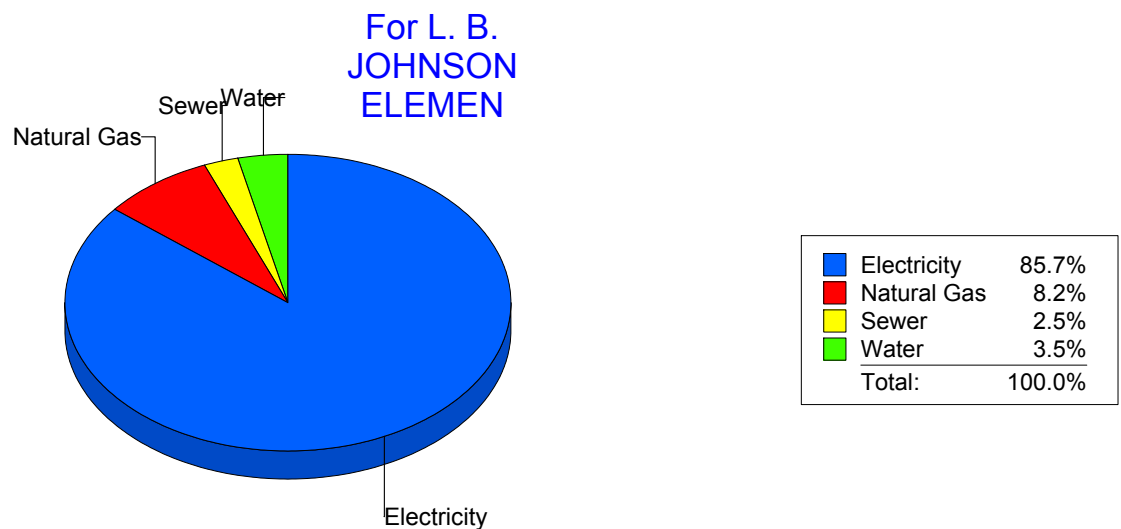
Energy CAP

Cost Avoidance Program

Cost Summary Graph

Grouped by Energy Type

Energy Type	Use	Units	Meter Cost	Special Charges	Total Cost	Avg Unit Cost	% of Total Cost
Site: L. B. JOHNSON ELEMEN - L. B. JOHNSON ELEMEN							
Electricity	95,000	KWH	\$10,351.65	\$0.00	\$10,351.65	0.1090	85.74%
Natural Gas	1,501	CCF	\$992.24	\$0.00	\$992.24	0.6611	8.22%
Water	205	CCF	\$422.44	\$0.00	\$422.44	2.0607	3.50%
Sewer	117	CCF	\$306.52	\$0.00	\$306.52	2.6198	2.54%
Total Cost:			\$12,072.85	\$0.00	\$12,072.85		



Filters: Cost Center Name Not One Of DoNotReport; Billing Period Equal To 201004

elpaso

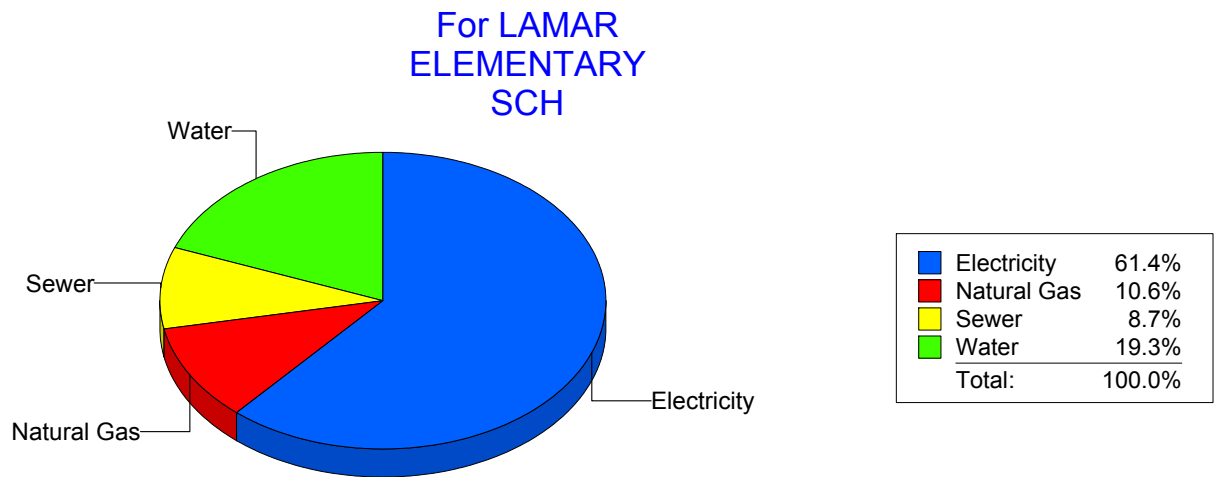
Energy CAP

Cost Avoidance Program

Cost Summary Graph

Grouped by Energy Type

Energy Type	Use	Units	Meter Cost	Special Charges	Total Cost	Avg Unit Cost	% of Total Cost
Site: LAMAR ELEMENTARY SCH - LAMAR ELEMENTARY SCH							
Electricity	39,300	KWH	\$4,179.63	\$0.00	\$4,179.63	0.1064	61.36%
Natural Gas	1,009	CCF	\$723.64	\$0.00	\$723.64	0.7172	10.62%
Water	487	CCF	\$1,312.68	\$0.00	\$1,312.68	2.6954	19.27%
Sewer	203	CCF	\$595.27	\$0.00	\$595.27	2.9324	8.74%
Total Cost:			\$6,811.22	\$0.00	\$6,811.22		



Filters: Cost Center Name Not One Of DoNotReport; Billing Period Equal To 201004

elpaso

Energy CAP

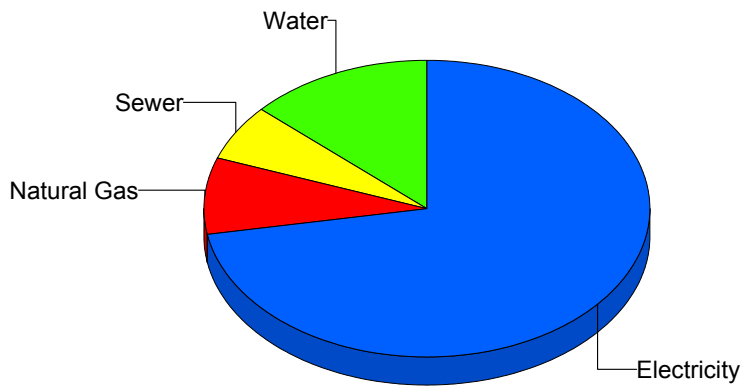
Cost Avoidance Program

Cost Summary Graph

Grouped by Energy Type

Energy Type	Use	Units	Meter Cost	Special Charges	Total Cost	Avg Unit Cost	% of Total Cost
Site: LEE ELEMENTARY - LEE ELEMENTARY							
Electricity	39,582	KWH	\$4,972.85	\$0.00	\$4,972.85	0.1256	72.24%
Natural Gas	793	CCF	\$575.60	\$0.00	\$575.60	0.7259	8.36%
Water	304	CCF	\$921.16	\$0.00	\$921.16	3.0301	13.38%
Sewer	104	CCF	\$413.73	\$0.00	\$413.73	3.9782	6.01%
Total Cost:			\$6,883.34	\$0.00	\$6,883.34		

For LEE
ELEMENTARY



Electricity	72.2%
Natural Gas	8.4%
Sewer	6.0%
Water	13.4%
Total:	100.0%

Filters: Cost Center Name Not One Of DoNotReport; Billing Period Equal To 201004

elpaso

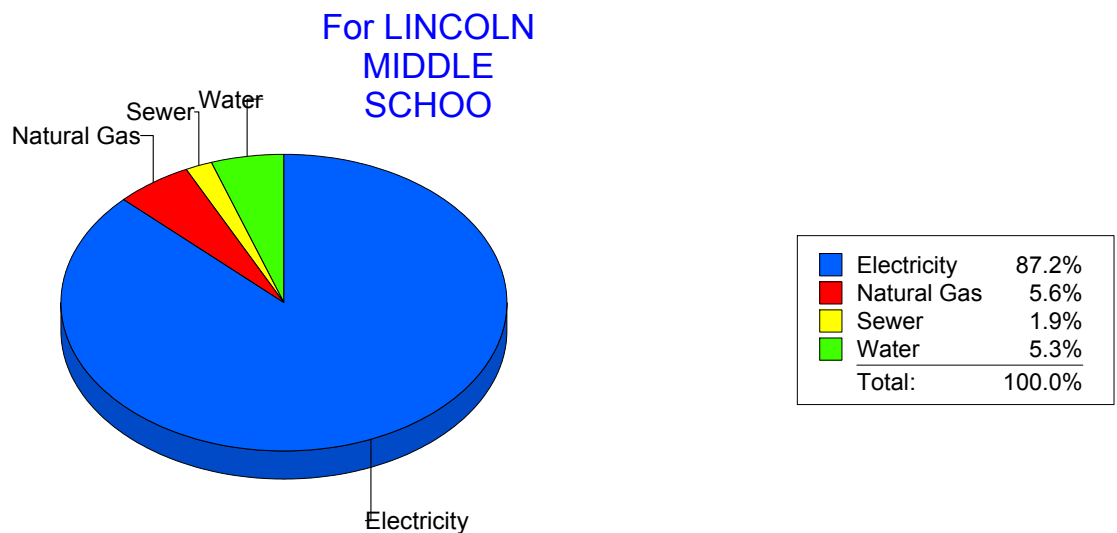
Energy CAP

Cost Avoidance Program

Cost Summary Graph

Grouped by Energy Type

Energy Type	Use	Units	Meter Cost	Special Charges	Total Cost	Avg Unit Cost	% of Total Cost
Site: LINCOLN MIDDLE SCHOO - LINCOLN MIDDLE SCHOO							
Electricity	144,700	KWH	\$15,891.68	\$0.00	\$15,891.68	0.1098	87.24%
Natural Gas	1,591	CCF	\$1,014.78	\$0.00	\$1,014.78	0.6378	5.57%
Water	404	CCF	\$960.59	\$0.00	\$960.59	2.3777	5.27%
Sewer	166	CCF	\$348.43	\$0.00	\$348.43	2.0990	1.91%
Total Cost:			\$18,215.48	\$0.00	\$18,215.48		



Filters: Cost Center Name Not One Of DoNotReport; Billing Period Equal To 201004

elpaso

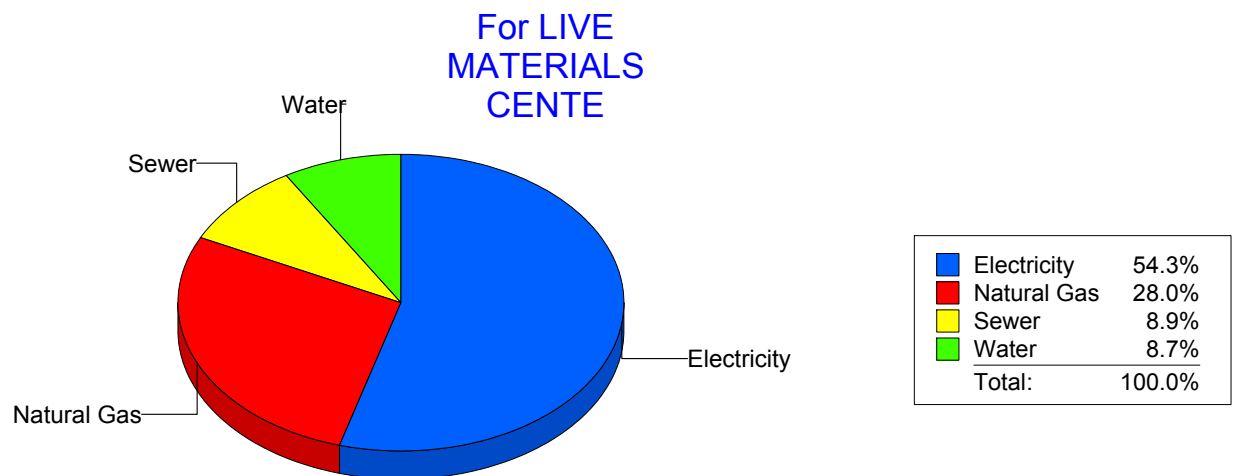
Energy CAP

Cost Avoidance Program

Cost Summary Graph

Grouped by Energy Type

Energy Type	Use	Units	Meter Cost	Special Charges	Total Cost	Avg Unit Cost	% of Total Cost
Site: LIVE MATERIALS CENTE - LIVE MATERIALS CENTE							
Electricity		921 KWH	\$169.54	\$0.00	\$169.54	0.1841	54.34%
Natural Gas		37 CCF	\$87.42	\$0.00	\$87.42	2.3627	28.02%
Water		4 CCF	\$27.20	\$0.00	\$27.20	6.8000	8.72%
Sewer		6 CCF	\$27.84	\$0.00	\$27.84	4.6400	8.92%
Total Cost:			\$312.00	\$0.00	\$312.00		



Filters: Cost Center Name Not One Of DoNotReport; Billing Period Equal To 201004

el Paso

Energy CAP

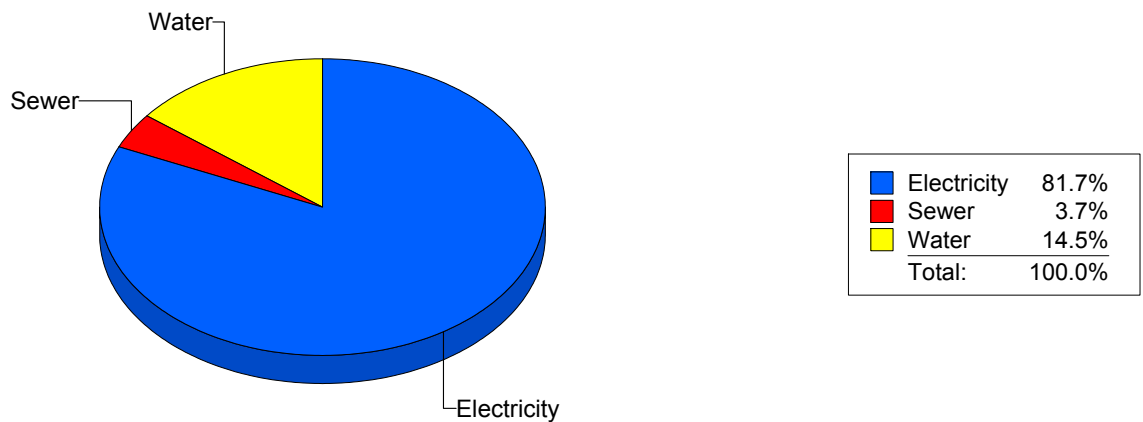
Cost Avoidance Program

Cost Summary Graph

Grouped by Energy Type

Energy Type	Use	Units	Meter Cost	Special Charges	Total Cost	Avg Unit Cost	% of Total Cost
Site: LOGAN ELEMENTARY - LOGAN ELEMENTARY							
Electricity	30,142	KWH	\$3,356.69	\$0.00	\$3,356.69	0.1114	81.74%
Water	218	CCF	\$596.29	\$0.00	\$596.29	2.7353	14.52%
Sewer	72	CCF	\$153.68	\$0.00	\$153.68	2.1344	3.74%
Total Cost:			\$4,106.66	\$0.00	\$4,106.66		

For LOGAN
ELEMENTARY



Filters: Cost Center Name Not One Of DoNotReport; Billing Period Equal To 201004

elpaso

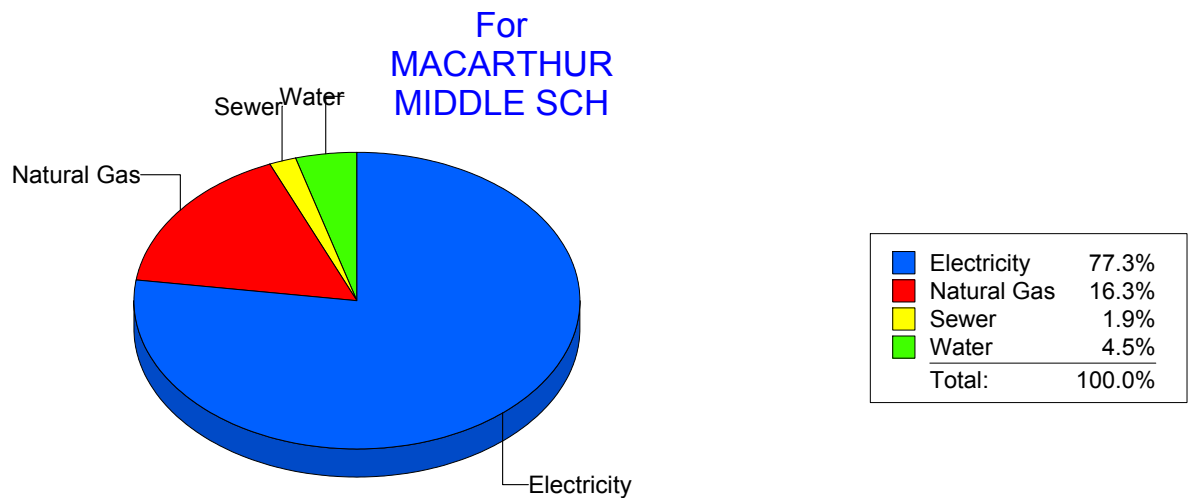
Energy CAP

Cost Avoidance Program

Cost Summary Graph

Grouped by Energy Type

Energy Type	Use	Units	Meter Cost	Special Charges	Total Cost	Avg Unit Cost	% of Total Cost
Site: MACARTHUR MIDDLE SCH - MACARTHUR MIDDLE SCH							
Electricity	97,120	KWH	\$10,697.72	\$0.00	\$10,697.72	0.1101	77.31%
Natural Gas	3,603	CCF	\$2,250.46	\$0.00	\$2,250.46	0.6246	16.26%
Water	203	CCF	\$618.67	\$0.00	\$618.67	3.0476	4.47%
Sewer	104	CCF	\$269.69	\$0.00	\$269.69	2.5932	1.95%
Total Cost:			\$13,836.54	\$0.00	\$13,836.54		



Filters: Cost Center Name Not One Of DoNotReport; Billing Period Equal To 201004

elpaso

Energy CAP

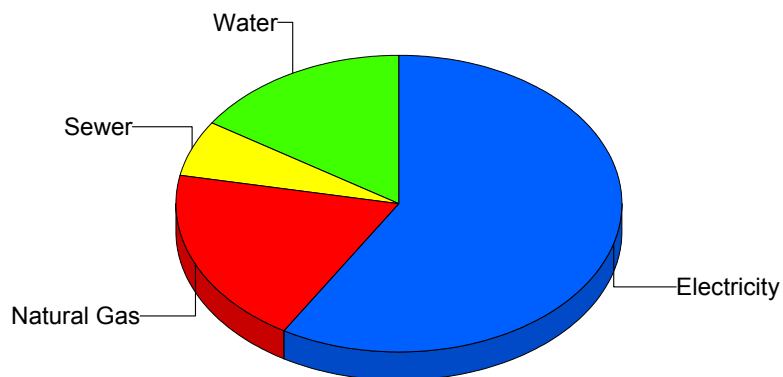
Cost Avoidance Program

Cost Summary Graph

Grouped by Energy Type

Energy Type	Use	Units	Meter Cost	Special Charges	Total Cost	Avg Unit Cost	% of Total Cost
Site: MAGOFFIN MIDDLE SCHO - MAGOFFIN MIDDLE SCHO							
Electricity	23,370	KWH	\$2,777.12	\$0.00	\$2,777.12	0.1188	58.62%
Natural Gas	1,433	CCF	\$917.22	\$0.00	\$917.22	0.6401	19.36%
Water	214	CCF	\$748.96	\$0.00	\$748.96	3.4998	15.81%
Sewer	65	CCF	\$294.50	\$0.00	\$294.50	4.5308	6.22%
Total Cost:			\$4,737.80	\$0.00	\$4,737.80		

For MAGOFFIN
MIDDLE SCHO



Electricity	58.6%
Natural Gas	19.4%
Sewer	6.2%
Water	15.8%
Total:	100.0%

Filters: Cost Center Name Not One Of DoNotReport; Billing Period Equal To 201004

elpaso

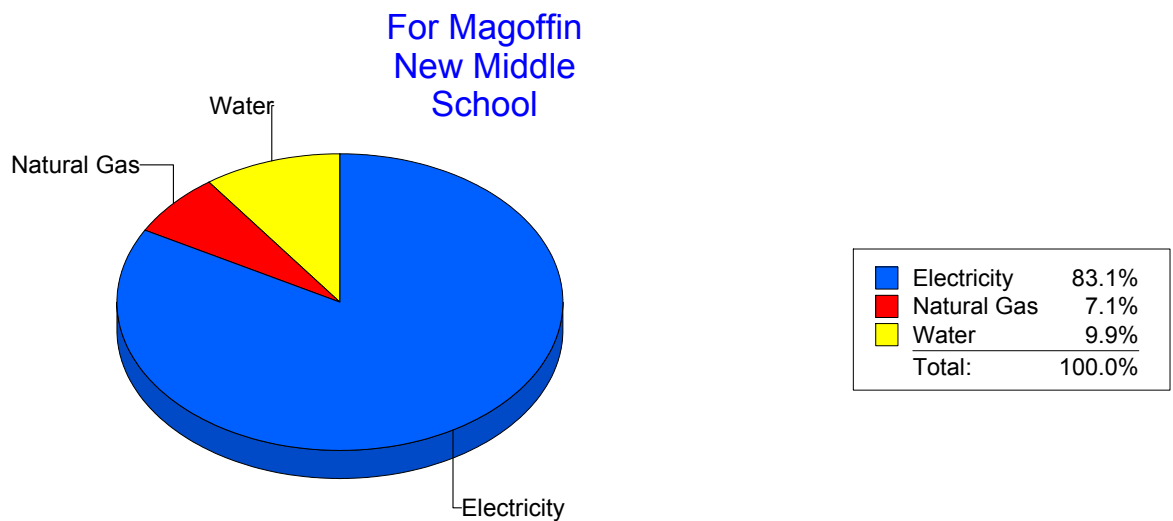
Energy CAP

Cost Avoidance Program

Cost Summary Graph

Grouped by Energy Type

Energy Type	Use	Units	Meter Cost	Special Charges	Total Cost	Avg Unit Cost	% of Total Cost
Site: MAGOFFINMIDDLESCHOOLN047 - Magoffin New Middle School							
Electricity	136,000	KWH	\$16,786.10	\$0.00	\$16,786.10	0.1234	83.05%
Natural Gas	2,261	CCF	\$1,428.33	\$0.00	\$1,428.33	0.6317	7.07%
Water	524	CCF	\$1,996.91	\$0.00	\$1,996.91	3.8109	9.88%
Total Cost:			\$20,211.34	\$0.00	\$20,211.34		



Filters: Cost Center Name Not One Of DoNotReport; Billing Period Equal To 201004

elpaso

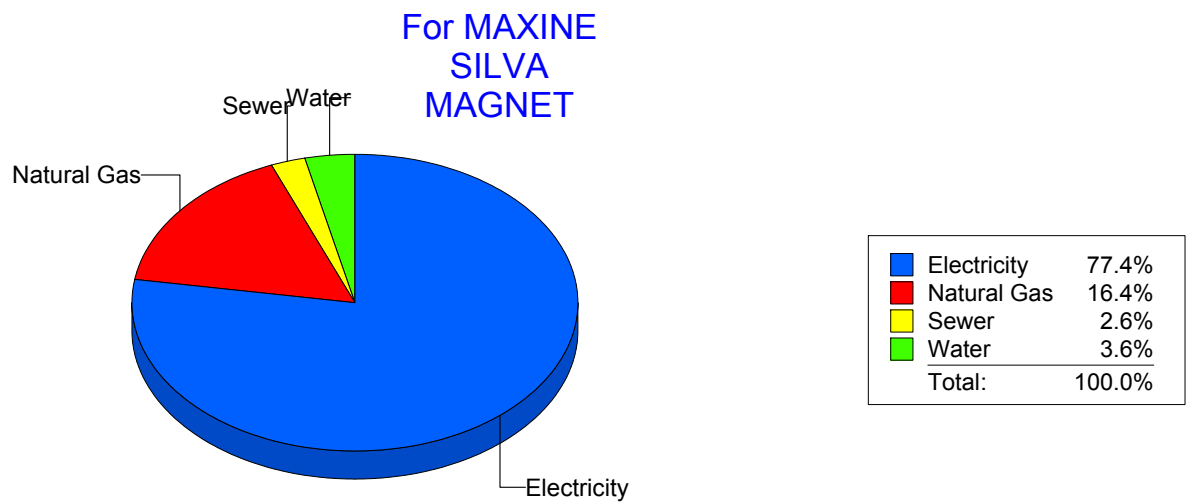
Energy CAP

Cost Avoidance Program

Cost Summary Graph

Grouped by Energy Type

Energy Type	Use	Units	Meter Cost	Special Charges	Total Cost	Avg Unit Cost	% of Total Cost
Site: MAXINE SILVA MAGNET - MAXINE SILVA MAGNET							
Electricity	73,500	KWH	\$8,038.61	\$0.00	\$8,038.61	0.1094	77.45%
Natural Gas	2,697	CCF	\$1,697.42	\$0.00	\$1,697.42	0.6294	16.35%
Water	157	CCF	\$374.67	\$0.00	\$374.67	2.3864	3.61%
Sewer	103	CCF	\$268.42	\$0.00	\$268.42	2.6060	2.59%
Total Cost:			\$10,379.12	\$0.00	\$10,379.12		



Filters: Cost Center Name Not One Of DoNotReport; Billing Period Equal To 201004

el Paso

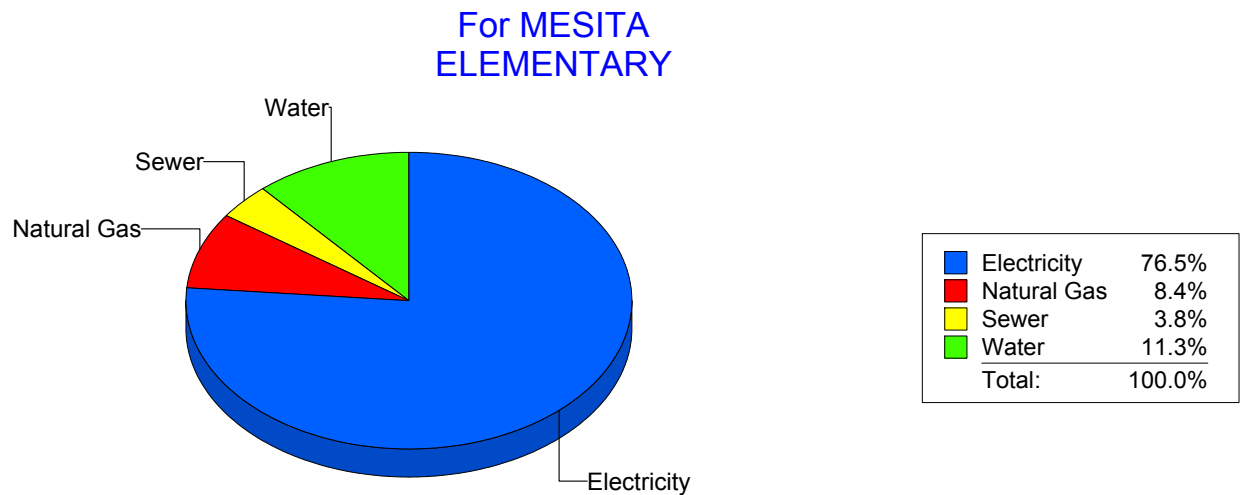
Energy CAP

Cost Avoidance Program

Cost Summary Graph

Grouped by Energy Type

Energy Type	Use	Units	Meter Cost	Special Charges	Total Cost	Avg Unit Cost	% of Total Cost
Site: MESITA ELEMENTARY - MESITA ELEMENTARY							
Electricity	93,840	KWH	\$10,043.49	\$0.00	\$10,043.49	0.1070	76.47%
Natural Gas	1,683	CCF	\$1,100.08	\$0.00	\$1,100.08	0.6536	8.38%
Water	547	CCF	\$1,487.61	\$0.00	\$1,487.61	2.7196	11.33%
Sewer	229	CCF	\$502.78	\$0.00	\$502.78	2.1955	3.83%
Total Cost:			\$13,133.96	\$0.00	\$13,133.96		



Filters: Cost Center Name Not One Of DoNotReport; Billing Period Equal To 201004

elpaso

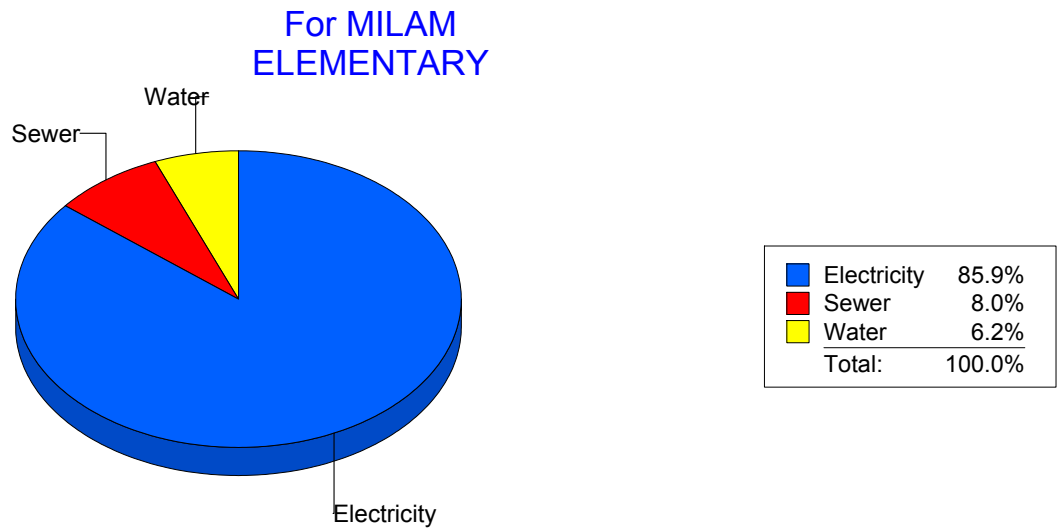
Energy CAP

Cost Avoidance Program

Cost Summary Graph

Grouped by Energy Type

Energy Type	Use	Units	Meter Cost	Special Charges	Total Cost	Avg Unit Cost	% of Total Cost
Site: MILAM ELEMENTARY - MILAM ELEMENTARY							
Electricity	28,080	KWH	\$3,405.30	\$0.00	\$3,405.30	0.1213	85.89%
Water	82	CCF	\$244.09	\$0.00	\$244.09	2.9767	6.16%
Sewer	140	CCF	\$315.41	\$0.00	\$315.41	2.2529	7.96%
Total Cost:			\$3,964.80	\$0.00	\$3,964.80		



Filters: Cost Center Name Not One Of DoNotReport; Billing Period Equal To 201004

elpaso

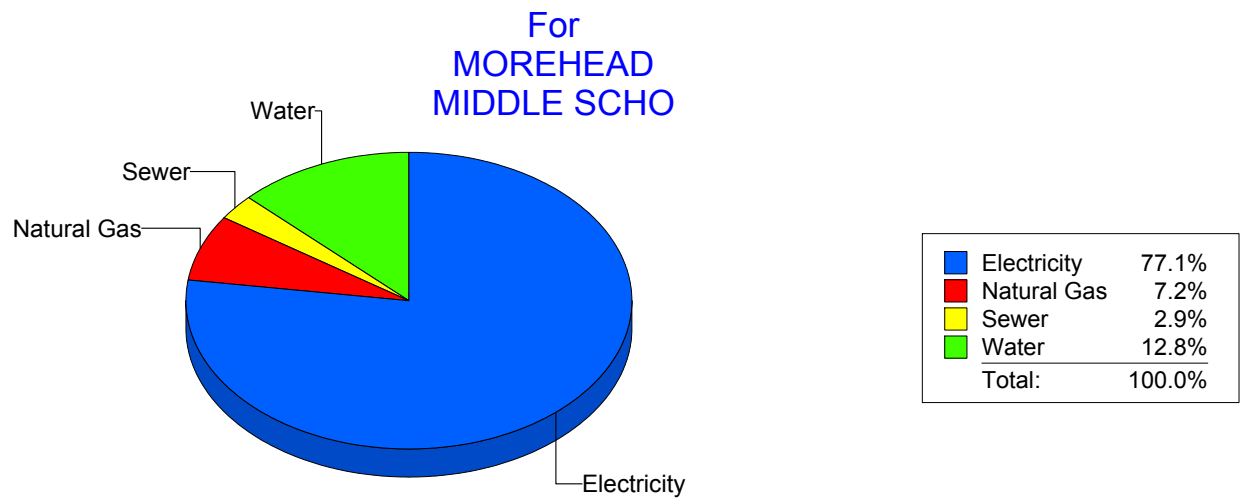
Energy CAP

Cost Avoidance Program

Cost Summary Graph

Grouped by Energy Type

Energy Type	Use	Units	Meter Cost	Special Charges	Total Cost	Avg Unit Cost	% of Total Cost
Site: MOREHEAD MIDDLE SCHO - MOREHEAD MIDDLE SCHO							
Electricity	105,062	KWH	\$11,504.25	\$0.00	\$11,504.25	0.1095	77.10%
Natural Gas	1,693	CCF	\$1,077.75	\$0.00	\$1,077.75	0.6366	7.22%
Water	899	CCF	\$1,911.98	\$0.00	\$1,911.98	2.1268	12.81%
Sewer	170	CCF	\$427.85	\$0.00	\$427.85	2.5168	2.87%
Total Cost:			\$14,921.83	\$0.00	\$14,921.83		



Filters: Cost Center Name Not One Of DoNotReport; Billing Period Equal To 201004

elpaso

Energy CAP

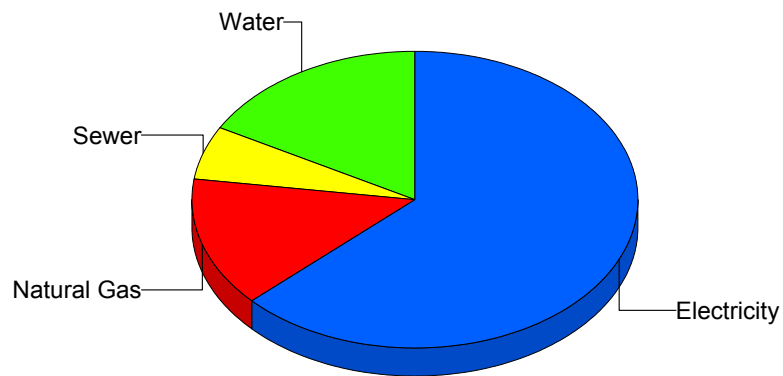
Cost Avoidance Program

Cost Summary Graph

Grouped by Energy Type

Energy Type	Use	Units	Meter Cost	Special Charges	Total Cost	Avg Unit Cost	% of Total Cost
Site: NEWMAN ELEMENTARY - NEWMAN ELEMENTARY							
Electricity	31,642	KWH	\$3,943.24	\$0.00	\$3,943.24	0.1246	63.14%
Natural Gas	1,270	CCF	\$871.54	\$0.00	\$871.54	0.6863	13.96%
Water	467	CCF	\$1,059.37	\$0.00	\$1,059.37	2.2685	16.96%
Sewer	204	CCF	\$370.80	\$0.00	\$370.80	1.8176	5.94%
Total Cost:			\$6,244.95	\$0.00	\$6,244.95		

For NEWMAN
ELEMENTARY



Electricity	63.1%
Natural Gas	14.0%
Sewer	5.9%
Water	17.0%
Total:	100.0%

Filters: Cost Center Name Not One Of DoNotReport; Billing Period Equal To 201004

elpaso

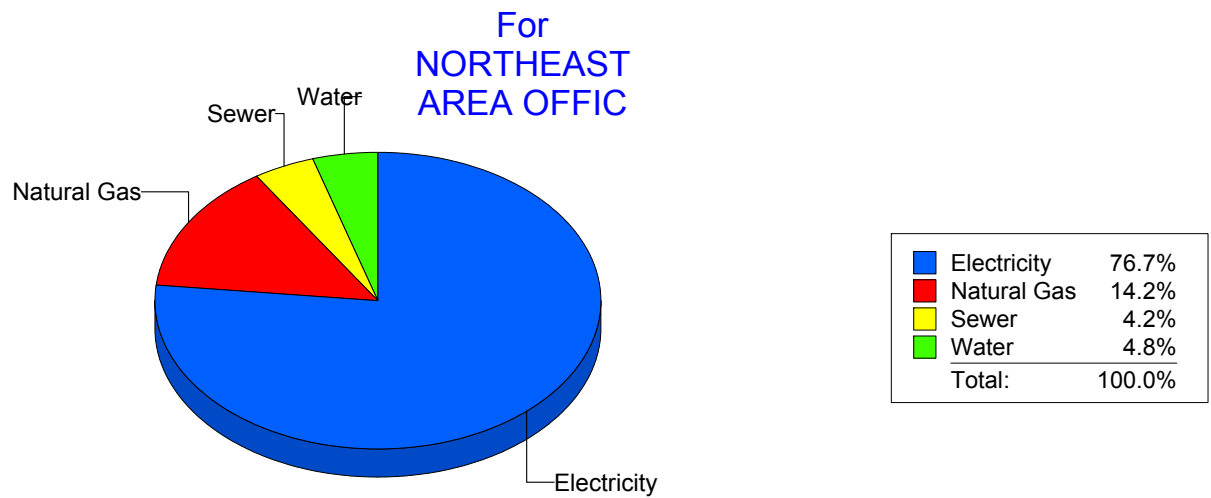
Energy CAP

Cost Avoidance Program

Cost Summary Graph

Grouped by Energy Type

Energy Type	Use	Units	Meter Cost	Special Charges	Total Cost	Avg Unit Cost	% of Total Cost
Site: NORTHEAST AREA OFFIC - NORTHEAST AREA OFFIC							
Electricity	7,080	KWH	\$915.16	\$0.00	\$915.16	0.1293	76.73%
Natural Gas	129	CCF	\$169.62	\$0.00	\$169.62	1.3149	14.22%
Water	10	CCF	\$57.30	\$0.00	\$57.30	5.7300	4.80%
Sewer	8	CCF	\$50.60	\$0.00	\$50.60	6.3250	4.24%
Total Cost:			\$1,192.68	\$0.00	\$1,192.68		



Filters: Cost Center Name Not One Of DoNotReport; Billing Period Equal To 201004

elpaso


Energy CAP

Cost Avoidance Program

Cost Summary Graph

Grouped by Energy Type

Energy Type	Use	Units	Meter Cost	Special Charges	Total Cost	Avg Unit Cost	% of Total Cost
Site: NORTHEAST AREA TRANS - NORTHEAST AREA TRANS							
Electricity	6,435	KWH	\$674.34	\$0.00	\$674.34	0.1048	36.78%
Natural Gas	553	CCF	\$402.28	\$0.00	\$402.28	0.7275	21.94%
Water	117	CCF	\$499.27	\$0.00	\$499.27	4.2673	27.23%
Sewer	36	CCF	\$257.67	\$0.00	\$257.67	7.1575	14.05%
Total Cost:			\$1,833.56	\$0.00	\$1,833.56		



Filters: Cost Center Name Not One Of DoNotReport; Billing Period Equal To 201004

elpaso

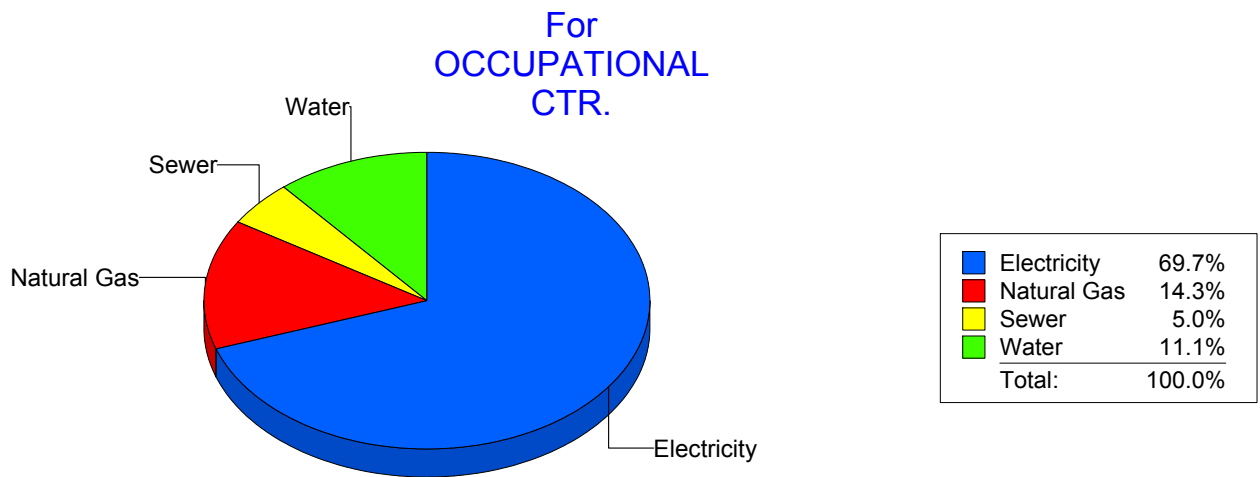
Energy CAP

Cost Avoidance Program

Cost Summary Graph

Grouped by Energy Type

Energy Type	Use	Units	Meter Cost	Special Charges	Total Cost	Avg Unit Cost	% of Total Cost
Site: OCCUPATIONAL CTR. - OCCUPATIONAL CTR.							
Electricity	8,800	KWH	\$1,042.75	\$0.00	\$1,042.75	0.1185	69.65%
Natural Gas	300	CCF	\$213.91	\$0.00	\$213.91	0.7130	14.29%
Water	39	CCF	\$165.55	\$0.00	\$165.55	4.2449	11.06%
Sewer	20	CCF	\$74.88	\$0.00	\$74.88	3.7440	5.00%
Total Cost:			\$1,497.09	\$0.00	\$1,497.09		



Filters: Cost Center Name Not One Of DoNotReport; Billing Period Equal To 201004

elpaso

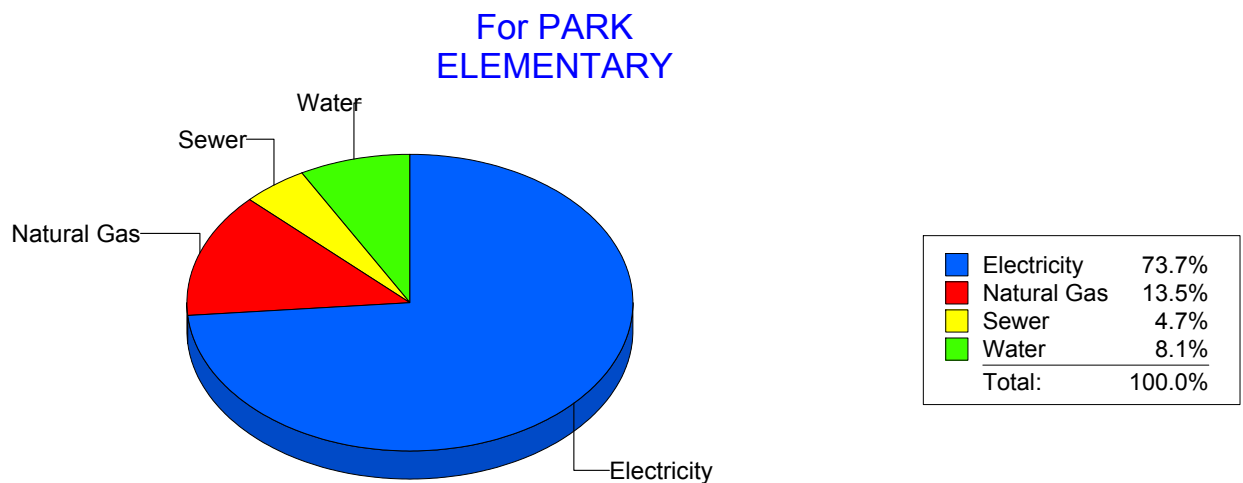
Energy CAP

Cost Avoidance Program

Cost Summary Graph

Grouped by Energy Type

Energy Type	Use	Units	Meter Cost	Special Charges	Total Cost	Avg Unit Cost	% of Total Cost
Site: PARK ELEMENTARY - PARK ELEMENTARY							
Electricity	34,968	KWH	\$4,686.74	\$0.00	\$4,686.74	0.1340	73.69%
Natural Gas	1,246	CCF	\$858.62	\$0.00	\$858.62	0.6891	13.50%
Water	197	CCF	\$513.67	\$0.00	\$513.67	2.6075	8.08%
Sewer	100	CCF	\$300.96	\$0.00	\$300.96	3.0096	4.73%
Total Cost:			\$6,359.99	\$0.00	\$6,359.99		



Filters: Cost Center Name Not One Of DoNotReport; Billing Period Equal To 201004

elpaso

Energy CAP

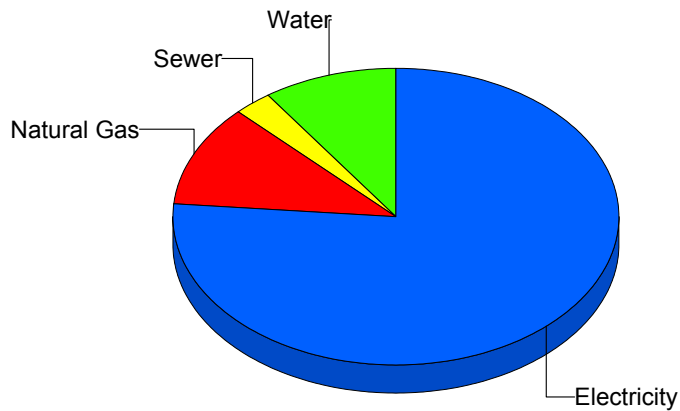
Cost Avoidance Program

Cost Summary Graph

Grouped by Energy Type

Energy Type	Use	Units	Meter Cost	Special Charges	Total Cost	Avg Unit Cost	% of Total Cost
Site: PAUL MORENO - PAUL MORENO							
Electricity	75,300	KWH	\$7,779.87	\$0.00	\$7,779.87	0.1033	76.44%
Natural Gas	1,715	CCF	\$1,125.36	\$0.00	\$1,125.36	0.6562	11.06%
Water	251	CCF	\$988.06	\$0.00	\$988.06	3.9365	9.71%
Sewer	77	CCF	\$284.88	\$0.00	\$284.88	3.6997	2.80%
Total Cost:			\$10,178.17	\$0.00	\$10,178.17		

For PAUL
MORENO



Electricity	76.4%
Natural Gas	11.1%
Sewer	2.8%
Water	9.7%
Total:	100.0%

Filters: Cost Center Name Not One Of DoNotReport; Billing Period Equal To 201004

elpaso

Energy CAP

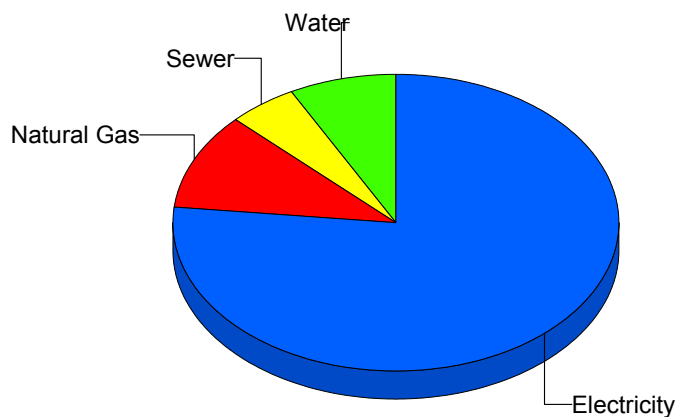
Cost Avoidance Program

Cost Summary Graph

Grouped by Energy Type

Energy Type	Use	Units	Meter Cost	Special Charges	Total Cost	Avg Unit Cost	% of Total Cost
Site: POLK ELEMENTARY - POLK ELEMENTARY							
Electricity	40,350	KWH	\$5,057.26	\$0.00	\$5,057.26	0.1253	76.77%
Natural Gas	1,008	CCF	\$688.98	\$0.00	\$688.98	0.6835	10.46%
Water	255	CCF	\$518.34	\$0.00	\$518.34	2.0327	7.87%
Sewer	146	CCF	\$323.03	\$0.00	\$323.03	2.2125	4.90%
Total Cost:			\$6,587.61	\$0.00	\$6,587.61		

For POLK
ELEMENTARY



Electricity	76.8%
Natural Gas	10.5%
Sewer	4.9%
Water	7.9%
Total:	100.0%

Filters: Cost Center Name Not One Of DoNotReport; Billing Period Equal To 201004

elpaso

Energy CAP

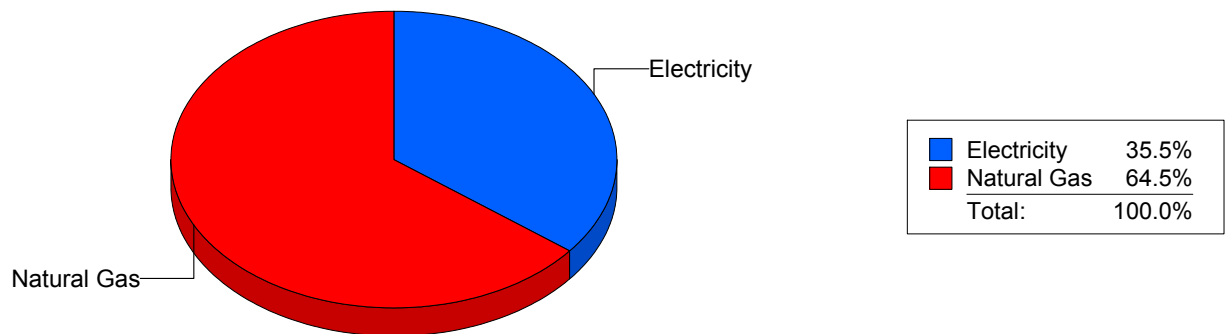
Cost Avoidance Program

Cost Summary Graph

Grouped by Energy Type

Energy Type	Use	Units	Meter Cost	Special Charges	Total Cost	Avg Unit Cost	% of Total Cost
Site: 175 - POWELL							
Electricity		0 KWH	\$274.38	\$0.00	\$274.38	0.0000	35.49%
Natural Gas		755 CCF	\$498.80	\$0.00	\$498.80	0.6607	64.51%
Total Cost:			\$773.18	\$0.00	\$773.18		

For POWELL



Filters: Cost Center Name Not One Of DoNotReport; Billing Period Equal To 201004

elpaso

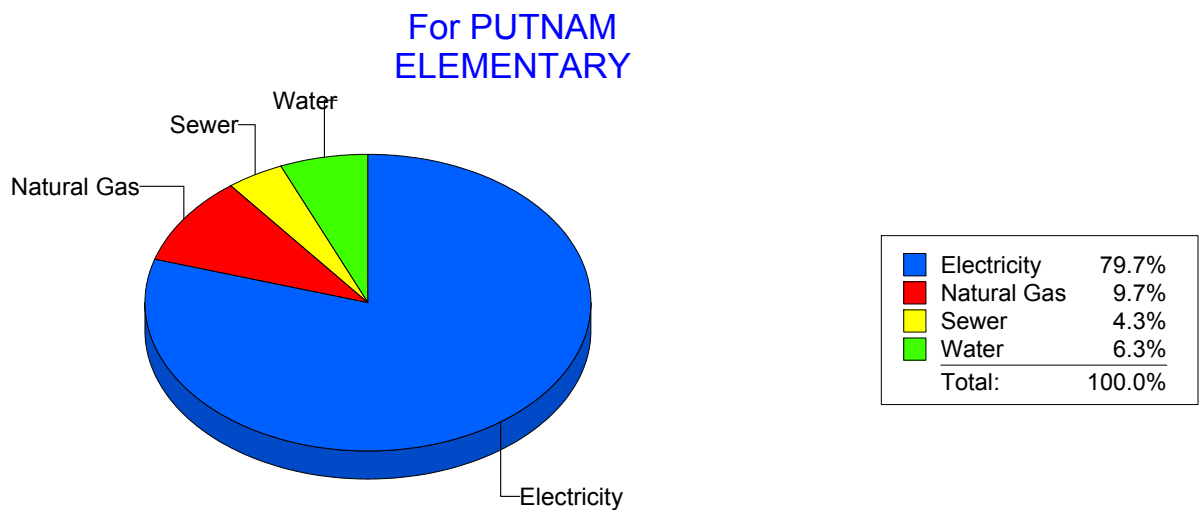
Energy CAP

Cost Avoidance Program

Cost Summary Graph

Grouped by Energy Type

Energy Type	Use	Units	Meter Cost	Special Charges	Total Cost	Avg Unit Cost	% of Total Cost
Site: PUTNAM ELEMENTARY - PUTNAM ELEMENTARY							
Electricity	38,831	KWH	\$5,008.23	\$0.00	\$5,008.23	0.1290	79.68%
Natural Gas	893	CCF	\$610.45	\$0.00	\$610.45	0.6836	9.71%
Water	212	CCF	\$393.39	\$0.00	\$393.39	1.8556	6.26%
Sewer	158	CCF	\$273.38	\$0.00	\$273.38	1.7303	4.35%
Total Cost:			\$6,285.45	\$0.00	\$6,285.45		



Filters: Cost Center Name Not One Of DoNotReport; Billing Period Equal To 201004

elpaso

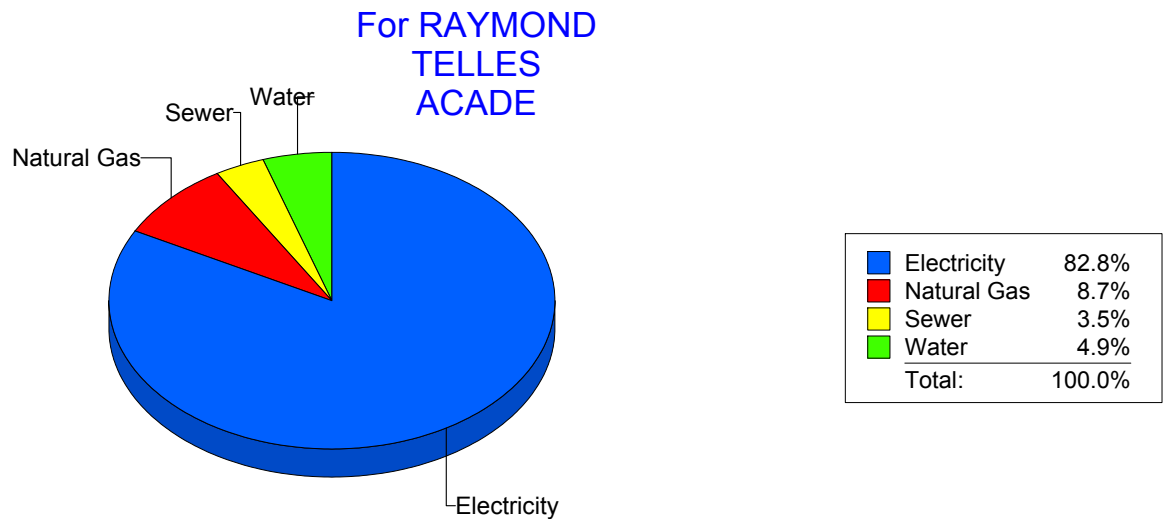
Energy CAP

Cost Avoidance Program

Cost Summary Graph

Grouped by Energy Type

Energy Type	Use	Units	Meter Cost	Special Charges	Total Cost	Avg Unit Cost	% of Total Cost
Site: RAYMOND TELLES ACADE - RAYMOND TELLES ACADE							
Electricity	55,200	KWH	\$5,477.23	\$0.00	\$5,477.23	0.0992	82.84%
Natural Gas	876	CCF	\$573.50	\$0.00	\$573.50	0.6547	8.67%
Water	124	CCF	\$326.82	\$0.00	\$326.82	2.6356	4.94%
Sewer	76	CCF	\$234.13	\$0.00	\$234.13	3.0807	3.54%
Total Cost:			\$6,611.68	\$0.00	\$6,611.68		



Filters: Cost Center Name Not One Of DoNotReport; Billing Period Equal To 201004

elpaso

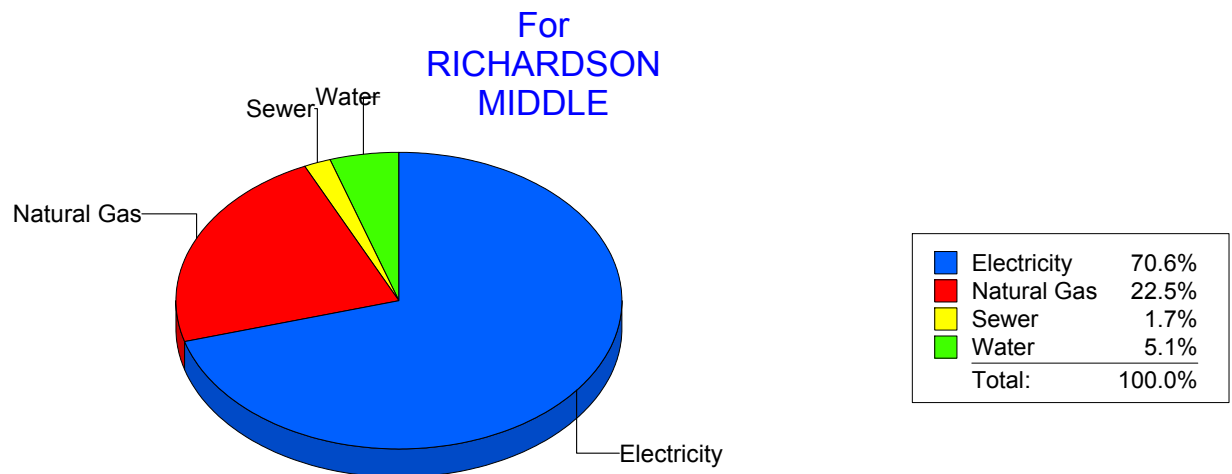
Energy CAP

Cost Avoidance Program

Cost Summary Graph

Grouped by Energy Type

Energy Type	Use	Units	Meter Cost	Special Charges	Total Cost	Avg Unit Cost	% of Total Cost
Site: RICHARDSON MIDDLE - RICHARDSON MIDDLE							
Electricity	107,400	KWH	\$11,591.33	\$0.00	\$11,591.33	0.1079	70.64%
Natural Gas	5,988	CCF	\$3,698.14	\$0.00	\$3,698.14	0.6176	22.54%
Water	261	CCF	\$835.70	\$0.00	\$835.70	3.2019	5.09%
Sewer	116	CCF	\$284.93	\$0.00	\$284.93	2.4563	1.74%
Total Cost:			\$16,410.10	\$0.00	\$16,410.10		



Filters: Cost Center Name Not One Of DoNotReport; Billing Period Equal To 201004

elpaso

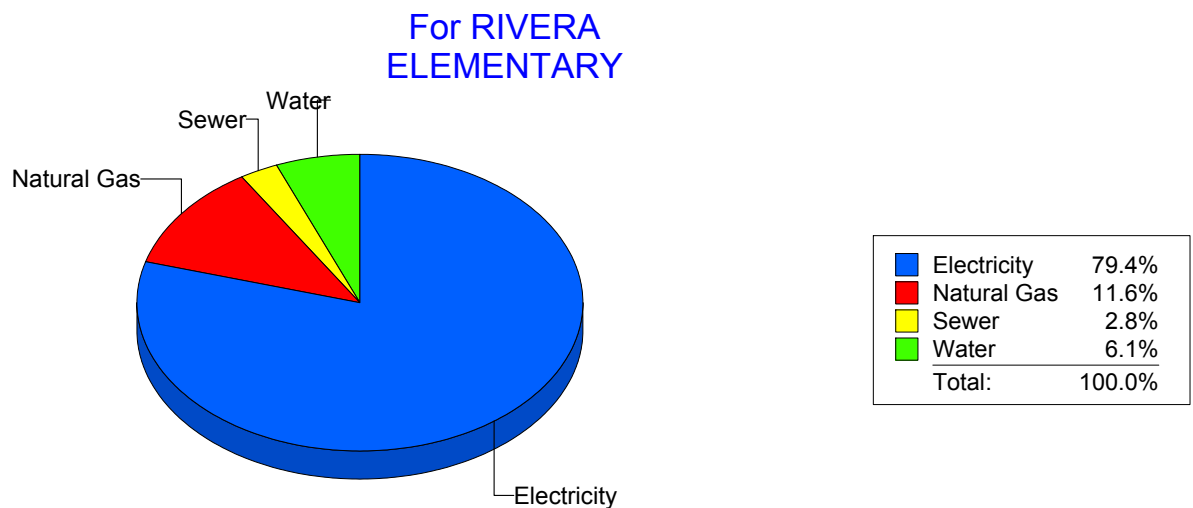
Energy CAP

Cost Avoidance Program

Cost Summary Graph

Grouped by Energy Type

Energy Type	Use	Units	Meter Cost	Special Charges	Total Cost	Avg Unit Cost	% of Total Cost
Site: RIVERA ELEMENTARY - RIVERA ELEMENTARY							
Electricity	76,500	KWH	\$7,883.63	\$0.00	\$7,883.63	0.1031	79.43%
Natural Gas	1,763	CCF	\$1,151.62	\$0.00	\$1,151.62	0.6532	11.60%
Water	233	CCF	\$607.57	\$0.00	\$607.57	2.6076	6.12%
Sewer	114	CCF	\$282.39	\$0.00	\$282.39	2.4771	2.85%
Total Cost:			\$9,925.21	\$0.00	\$9,925.21		



Filters: Cost Center Name Not One Of DoNotReport; Billing Period Equal To 201004

elpaso

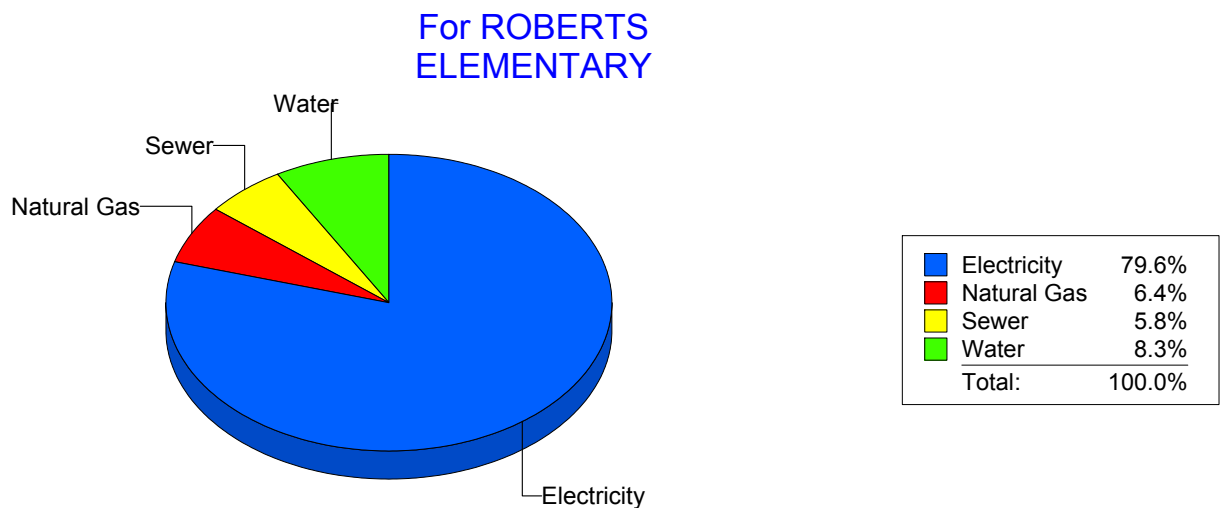
Energy CAP

Cost Avoidance Program

Cost Summary Graph

Grouped by Energy Type

Energy Type	Use	Units	Meter Cost	Special Charges	Total Cost	Avg Unit Cost	% of Total Cost
Site: ROBERTS ELEMENTARY - ROBERTS ELEMENTARY							
Electricity	55,410	KWH	\$5,453.36	\$0.00	\$5,453.36	0.0984	79.56%
Natural Gas	603	CCF	\$435.28	\$0.00	\$435.28	0.7219	6.35%
Water	292	CCF	\$569.99	\$0.00	\$569.99	1.9520	8.32%
Sewer	195	CCF	\$395.37	\$0.00	\$395.37	2.0275	5.77%
Total Cost:			\$6,854.00	\$0.00	\$6,854.00		



Filters: Cost Center Name Not One Of DoNotReport; Billing Period Equal To 201004

elpaso

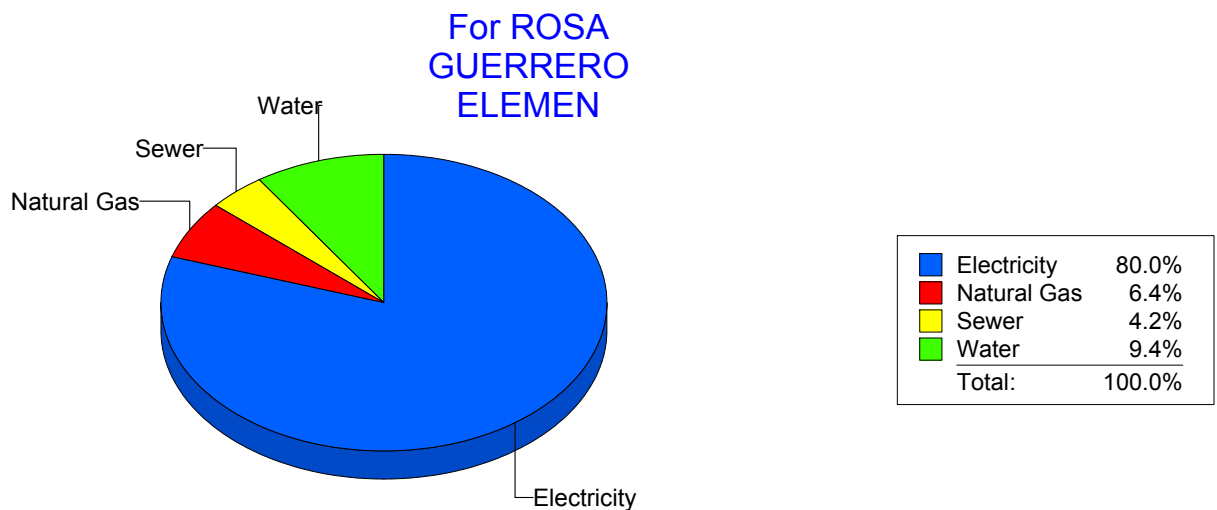
Energy CAP

Cost Avoidance Program

Cost Summary Graph

Grouped by Energy Type

Energy Type	Use	Units	Meter Cost	Special Charges	Total Cost	Avg Unit Cost	% of Total Cost
Site: ROSA GUERRERO ELEMEN - ROSA GUERRERO ELEMEN							
Electricity	63,720	KWH	\$7,276.50	\$0.00	\$7,276.50	0.1142	79.98%
Natural Gas	838	CCF	\$583.32	\$0.00	\$583.32	0.6961	6.41%
Water	411	CCF	\$859.69	\$0.00	\$859.69	2.0917	9.45%
Sewer	141	CCF	\$378.92	\$0.00	\$378.92	2.6874	4.16%
Total Cost:			\$9,098.43	\$0.00	\$9,098.43		



Filters: Cost Center Name Not One Of DoNotReport; Billing Period Equal To 201004

el Paso

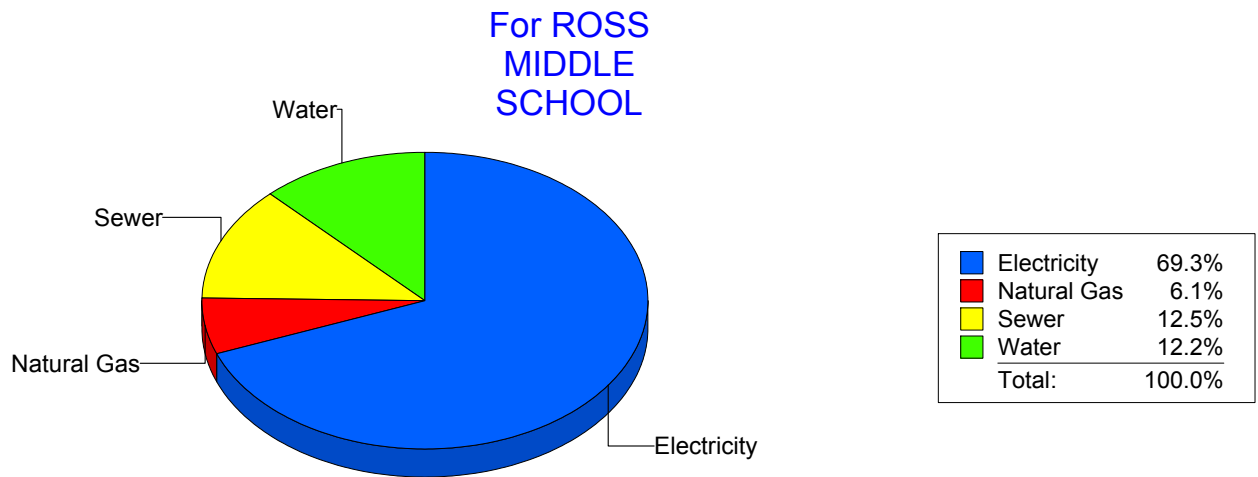
Energy CAP

Cost Avoidance Program

Cost Summary Graph

Grouped by Energy Type

Energy Type	Use	Units	Meter Cost	Special Charges	Total Cost	Avg Unit Cost	% of Total Cost
Site: ROSS MIDDLE SCHOOL - ROSS MIDDLE SCHOOL							
Electricity	65,931	KWH	\$7,726.81	\$0.00	\$7,726.81	0.1172	69.26%
Natural Gas	1,053	CCF	\$682.74	\$0.00	\$682.74	0.6484	6.12%
Water	849	CCF	\$1,356.24	\$0.00	\$1,356.24	1.5975	12.16%
Sewer	987	CCF	\$1,391.10	\$0.00	\$1,391.10	1.4094	12.47%
Total Cost:			\$11,156.89	\$0.00	\$11,156.89		



Filters: Cost Center Name Not One Of DoNotReport; Billing Period Equal To 201004

elpaso

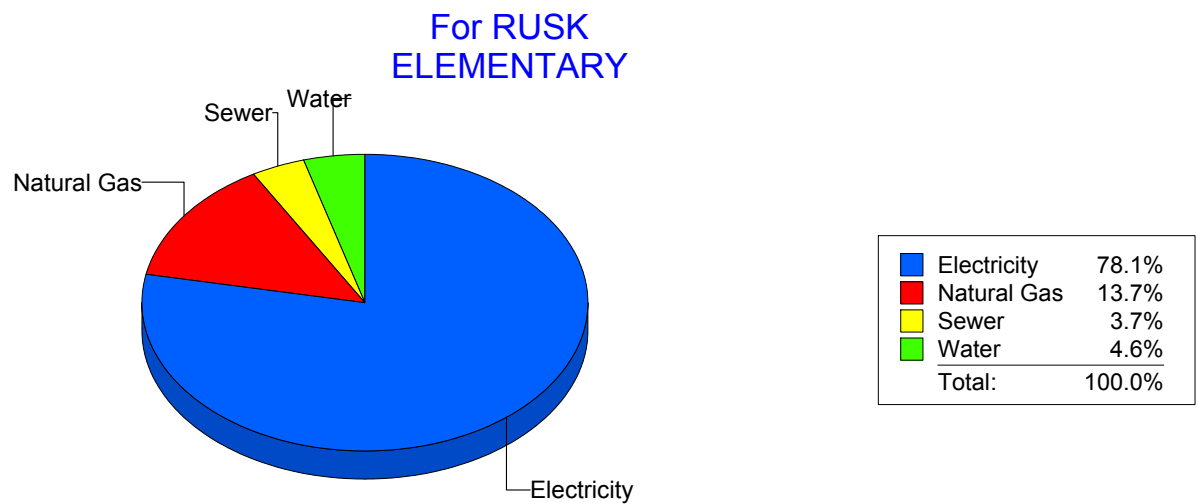
Energy CAP

Cost Avoidance Program

Cost Summary Graph

Grouped by Energy Type

Energy Type	Use	Units	Meter Cost	Special Charges	Total Cost	Avg Unit Cost	% of Total Cost
Site: RUSK ELEMENTARY - RUSK ELEMENTARY							
Electricity	35,003	KWH	\$3,985.42	\$0.00	\$3,985.42	0.1139	78.09%
Natural Gas	1,034	CCF	\$698.95	\$0.00	\$698.95	0.6760	13.69%
Water	110	CCF	\$232.83	\$0.00	\$232.83	2.1166	4.56%
Sewer	90	CCF	\$186.65	\$0.00	\$186.65	2.0739	3.66%
Total Cost:			\$5,103.85	\$0.00	\$5,103.85		



Filters: Cost Center Name Not One Of DoNotReport; Billing Period Equal To 201004

elpaso

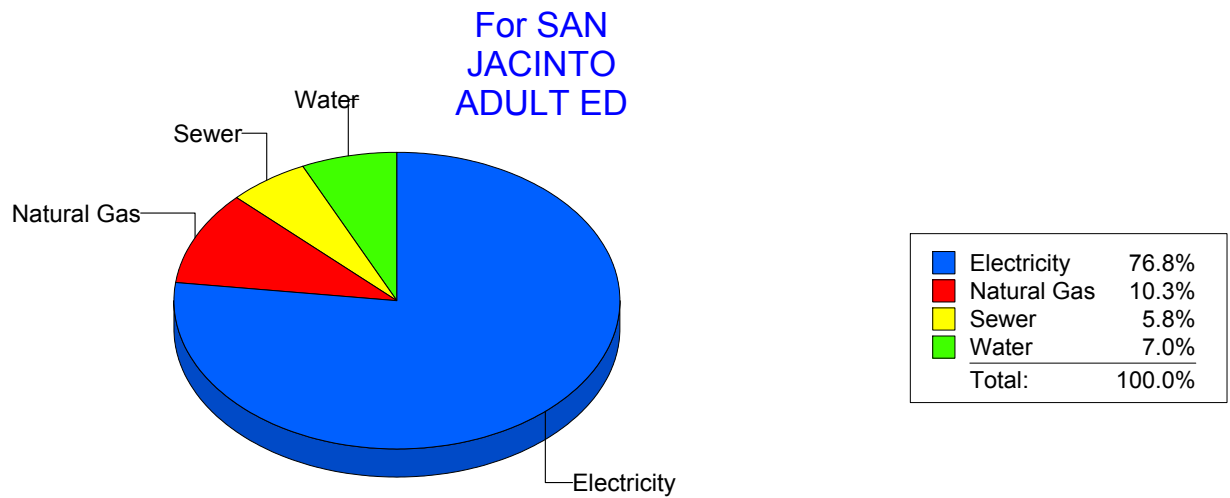
Energy CAP

Cost Avoidance Program

Cost Summary Graph

Grouped by Energy Type

Energy Type	Use	Units	Meter Cost	Special Charges	Total Cost	Avg Unit Cost	% of Total Cost
Site: SAN JACINTO ADULT ED - SAN JACINTO ADULT ED							
Electricity	9,200	KWH	\$1,434.84	\$0.00	\$1,434.84	0.1560	76.81%
Natural Gas	267	CCF	\$193.08	\$0.00	\$193.08	0.7231	10.34%
Water	47	CCF	\$130.78	\$0.00	\$130.78	2.7826	7.00%
Sewer	37	CCF	\$109.23	\$0.00	\$109.23	2.9522	5.85%
Total Cost:			\$1,867.93	\$0.00	\$1,867.93		



Filters: Cost Center Name Not One Of DoNotReport; Billing Period Equal To 201004

elpaso

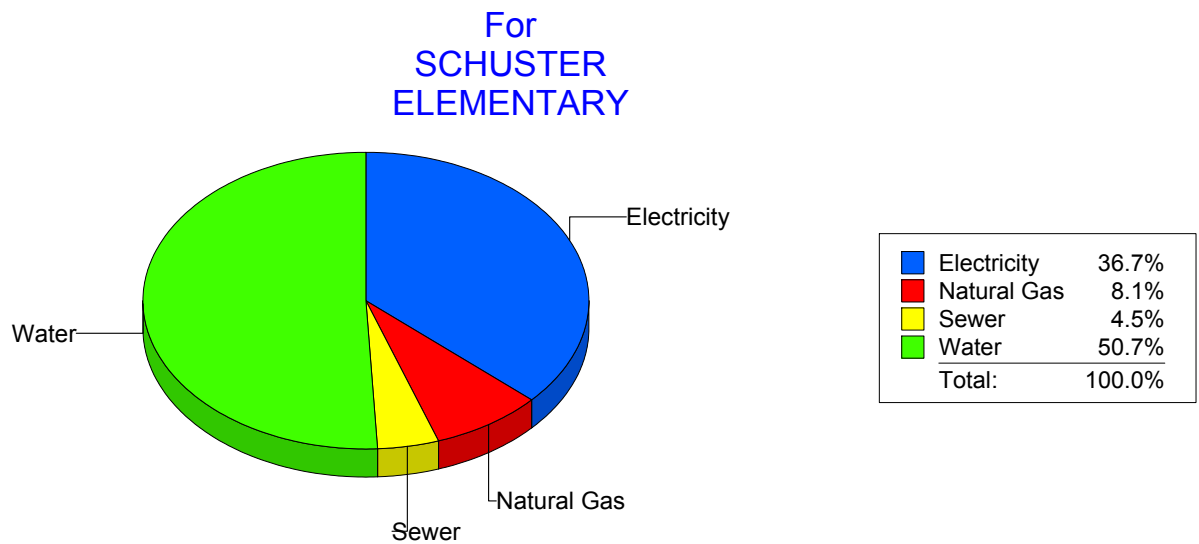
Energy CAP

Cost Avoidance Program

Cost Summary Graph

Grouped by Energy Type

Energy Type	Use	Units	Meter Cost	Special Charges	Total Cost	Avg Unit Cost	% of Total Cost
Site: SCHUSTER ELEMENTARY - SCHUSTER ELEMENTARY							
Electricity	21,520	KWH	\$2,292.08	\$0.00	\$2,292.08	0.1065	36.69%
Natural Gas	764	CCF	\$504.37	\$0.00	\$504.37	0.6602	8.07%
Water	898	CCF	\$3,168.69	\$0.00	\$3,168.69	3.5286	50.72%
Sewer	173	CCF	\$281.95	\$0.00	\$281.95	1.6298	4.51%
Total Cost:			\$6,247.09	\$0.00	\$6,247.09		



Filters: Cost Center Name Not One Of DoNotReport; Billing Period Equal To 201004

elpaso

Energy CAP

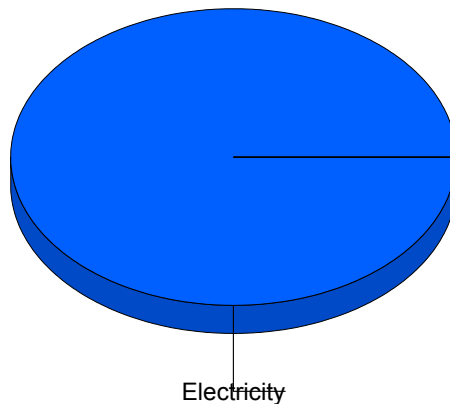
Cost Avoidance Program

Cost Summary Graph

Grouped by Energy Type

Energy Type	Use	Units	Meter Cost	Special Charges	Total Cost	Avg Unit Cost	% of Total Cost
Site: SKYPARKIB1 - Sky Park I B1							
Electricity	1,604	KWH	\$243.36	\$0.00	\$243.36	0.1517	100.00%
Total Cost:			\$243.36	\$0.00	\$243.36		

For Sky Park I
B1



■ Electricity	100.0%
Total:	100.0%

Filters: Cost Center Name Not One Of DoNotReport; Billing Period Equal To 201004

elpaso

Energy CAP

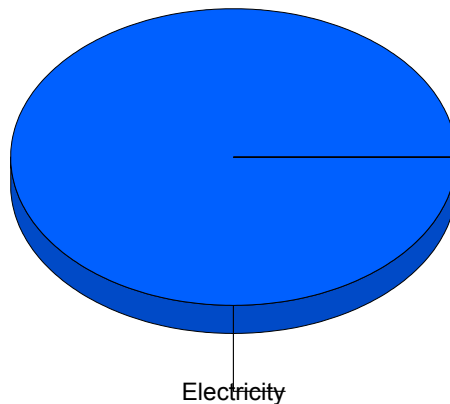
Cost Avoidance Program

Cost Summary Graph

Grouped by Energy Type

Energy Type	Use	Units	Meter Cost	Special Charges	Total Cost	Avg Unit Cost	% of Total Cost
Site: SKYPARK - Skypark							
Electricity	1,730	KWH	\$260.52	\$0.00	\$260.52	0.1506	100.00%
Total Cost:			\$260.52	\$0.00	\$260.52		

For Skypark



■ Electricity	100.0%
Total:	100.0%

Filters: Cost Center Name Not One Of DoNotReport; Billing Period Equal To 201004

elpaso

Energy CAP

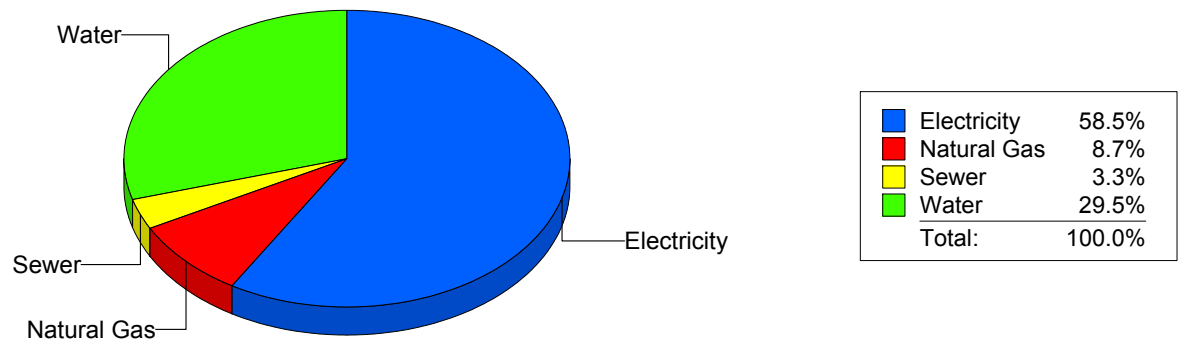
Cost Avoidance Program

Cost Summary Graph

Grouped by Energy Type

Energy Type	Use	Units	Meter Cost	Special Charges	Total Cost	Avg Unit Cost	% of Total Cost
Site: STANTON ELEMENTARY - STANTON ELEMENTARY							
Electricity	32,595	KWH	\$4,161.32	\$0.00	\$4,161.32	0.1277	58.49%
Natural Gas	895	CCF	\$619.11	\$0.00	\$619.11	0.6917	8.70%
Water	552	CCF	\$2,099.46	\$0.00	\$2,099.46	3.8034	29.51%
Sewer	97	CCF	\$234.91	\$0.00	\$234.91	2.4218	3.30%
Total Cost:			\$7,114.80	\$0.00	\$7,114.80		

For STANTON
ELEMENTARY



Filters: Cost Center Name Not One Of DoNotReport; Billing Period Equal To 201004

elpaso

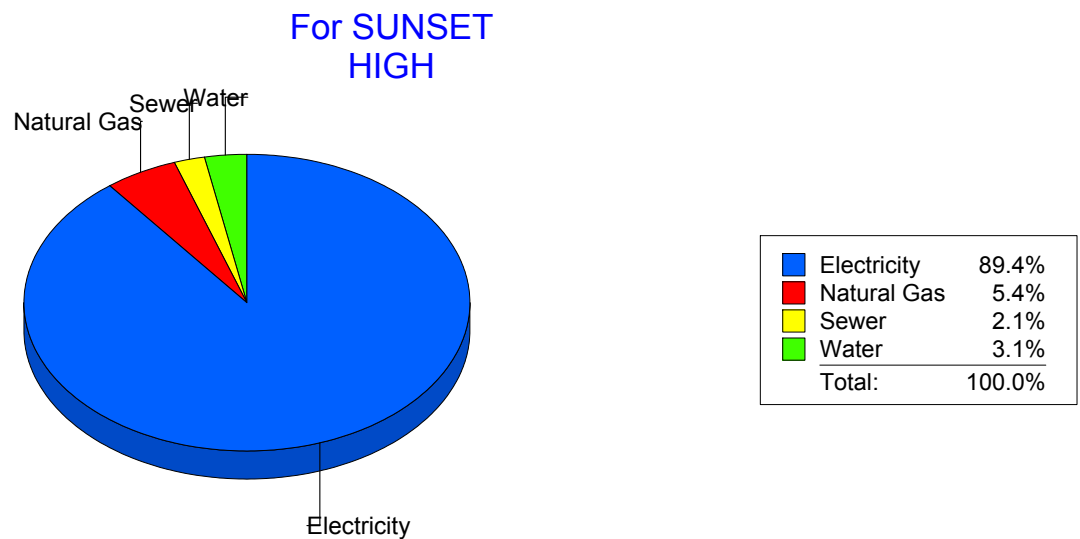
Energy CAP

Cost Avoidance Program

Cost Summary Graph

Grouped by Energy Type

Energy Type	Use	Units	Meter Cost	Special Charges	Total Cost	Avg Unit Cost	% of Total Cost
Site: SUNSET HIGH - SUNSET HIGH							
Electricity	30,440	KWH	\$3,632.84	\$0.00	\$3,632.84	0.1193	89.38%
Natural Gas	308	CCF	\$219.16	\$0.00	\$219.16	0.7116	5.39%
Water	37	CCF	\$126.03	\$0.00	\$126.03	3.4062	3.10%
Sewer	19	CCF	\$86.37	\$0.00	\$86.37	4.5458	2.13%
Total Cost:			\$4,064.40	\$0.00	\$4,064.40		



Filters: Cost Center Name Not One Of DoNotReport; Billing Period Equal To 201004

elpaso

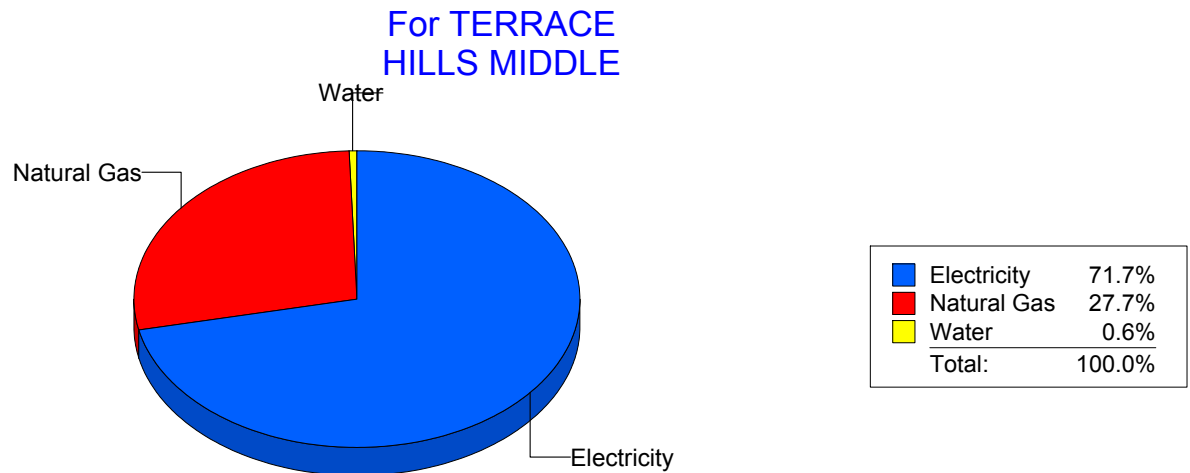
Energy CAP

Cost Avoidance Program

Cost Summary Graph

Grouped by Energy Type

Energy Type	Use	Units	Meter Cost	Special Charges	Total Cost	Avg Unit Cost	% of Total Cost
Site: TERRACE HILLS MIDDLE - TERRACE HILLS MIDDLE							
Electricity	42,750	KWH	\$4,272.77	\$0.00	\$4,272.77	0.0999	71.69%
Natural Gas	2,571	CCF	\$1,651.05	\$0.00	\$1,651.05	0.6422	27.70%
Water	0	CCF	\$36.36	\$0.00	\$36.36	0.0000	0.61%
Total Cost:			\$5,960.18	\$0.00	\$5,960.18		



Filters: Cost Center Name Not One Of DoNotReport; Billing Period Equal To 201004

elpaso

Energy CAP

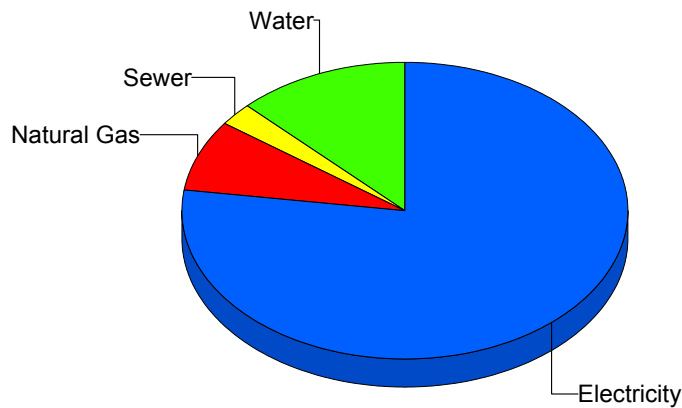
Cost Avoidance Program

Cost Summary Graph

Grouped by Energy Type

Energy Type	Use	Units	Meter Cost	Special Charges	Total Cost	Avg Unit Cost	% of Total Cost
Site: TIPPIN - TIPPIN ELEMENTARY							
Electricity	81,840	KWH	\$8,242.16	\$0.00	\$8,242.16	0.1007	77.13%
Natural Gas	1,286	CCF	\$826.54	\$0.00	\$826.54	0.6427	7.74%
Water	263	CCF	\$1,338.41	\$0.00	\$1,338.41	5.0890	12.53%
Sewer	111	CCF	\$278.58	\$0.00	\$278.58	2.5097	2.61%
Total Cost:			\$10,685.69	\$0.00	\$10,685.69		

For TIPPIN
ELEMENTARY



Electricity	77.1%
Natural Gas	7.7%
Sewer	2.6%
Water	12.5%
Total:	100.0%

Filters: Cost Center Name Not One Of DoNotReport; Billing Period Equal To 201004

elpaso

Energy CAP

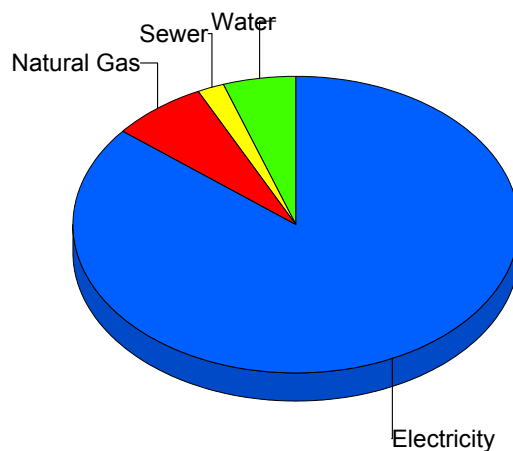
Cost Avoidance Program

Cost Summary Graph

Grouped by Energy Type

Energy Type	Use	Units	Meter Cost	Special Charges	Total Cost	Avg Unit Cost	% of Total Cost
Site: 178 - Tom Lea							
Electricity	69,720	KWH	\$9,977.82	\$0.00	\$9,977.82	0.1431	85.77%
Natural Gas	1,293	CCF	\$830.86	\$0.00	\$830.86	0.6426	7.14%
Water	159	CCF	\$605.95	\$0.00	\$605.95	3.8110	5.21%
Sewer	64	CCF	\$218.89	\$0.00	\$218.89	3.4202	1.88%
Total Cost:			\$11,633.52	\$0.00	\$11,633.52		

For Tom Lea



Electricity	85.8%
Natural Gas	7.1%
Sewer	1.9%
Water	5.2%
Total:	100.0%

Filters: Cost Center Name Not One Of DoNotReport; Billing Period Equal To 201004

el Paso

Energy CAP

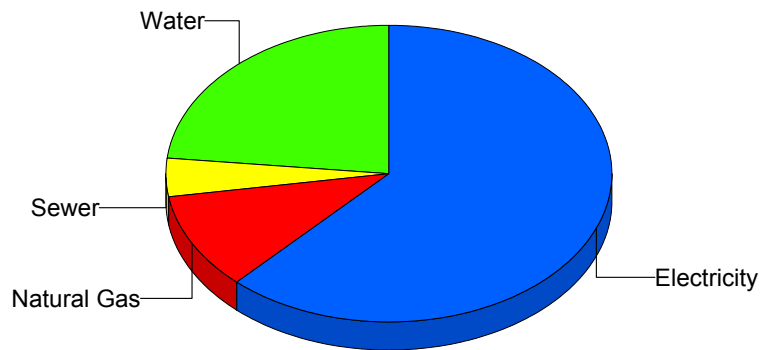
Cost Avoidance Program

Cost Summary Graph

Grouped by Energy Type

Energy Type	Use	Units	Meter Cost	Special Charges	Total Cost	Avg Unit Cost	% of Total Cost
Site: TRAVIS ELEMENTARY SC - TRAVIS ELEMENTARY SC							
Electricity	34,063	KWH	\$3,599.39	\$0.00	\$3,599.39	0.1057	61.96%
Natural Gas	889	CCF	\$611.90	\$0.00	\$611.90	0.6883	10.53%
Water	397	CCF	\$1,361.74	\$0.00	\$1,361.74	3.4301	23.44%
Sewer	98	CCF	\$236.18	\$0.00	\$236.18	2.4100	4.07%
Total Cost:			\$5,809.21	\$0.00	\$5,809.21		

For TRAVIS
ELEMENTARY
SC



Electricity	62.0%
Natural Gas	10.5%
Sewer	4.1%
Water	23.4%
Total:	100.0%

Filters: Cost Center Name Not One Of DoNotReport; Billing Period Equal To 201004

elpaso

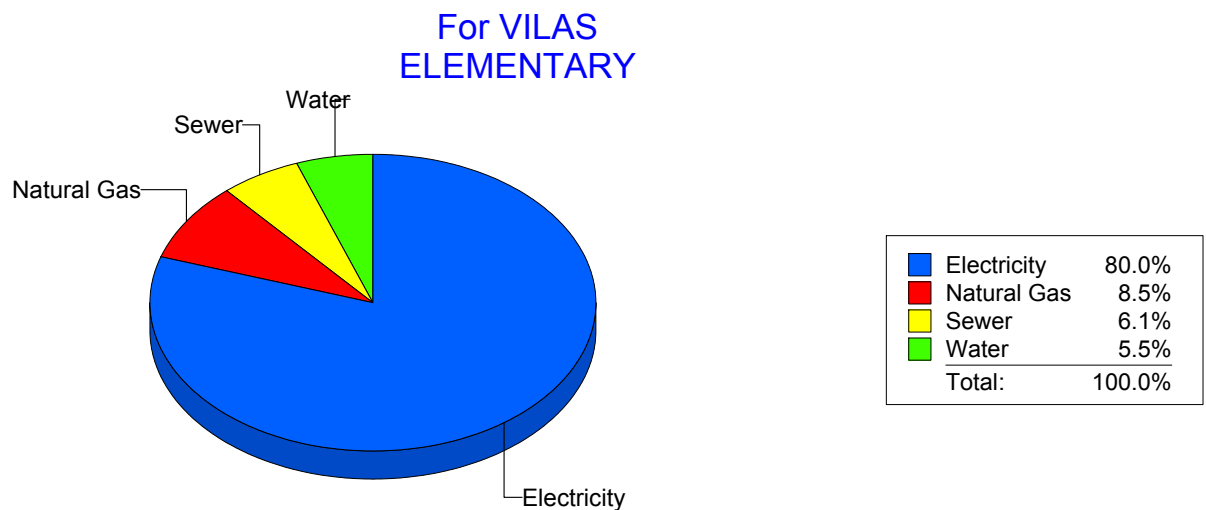
Energy CAP

Cost Avoidance Program

Cost Summary Graph

Grouped by Energy Type

Energy Type	Use	Units	Meter Cost	Special Charges	Total Cost	Avg Unit Cost	% of Total Cost
Site: VILAS ELEMENTARY - VILAS ELEMENTARY							
Electricity	45,266	KWH	\$5,788.79	\$0.00	\$5,788.79	0.1279	79.96%
Natural Gas	783	CCF	\$617.71	\$0.00	\$617.71	0.7889	8.53%
Water	92	CCF	\$394.62	\$0.00	\$394.62	4.2893	5.45%
Sewer	141	CCF	\$438.14	\$0.00	\$438.14	3.1074	6.05%
Total Cost:			\$7,239.26	\$0.00	\$7,239.26		



Filters: Cost Center Name Not One Of DoNotReport; Billing Period Equal To 201004

elpaso

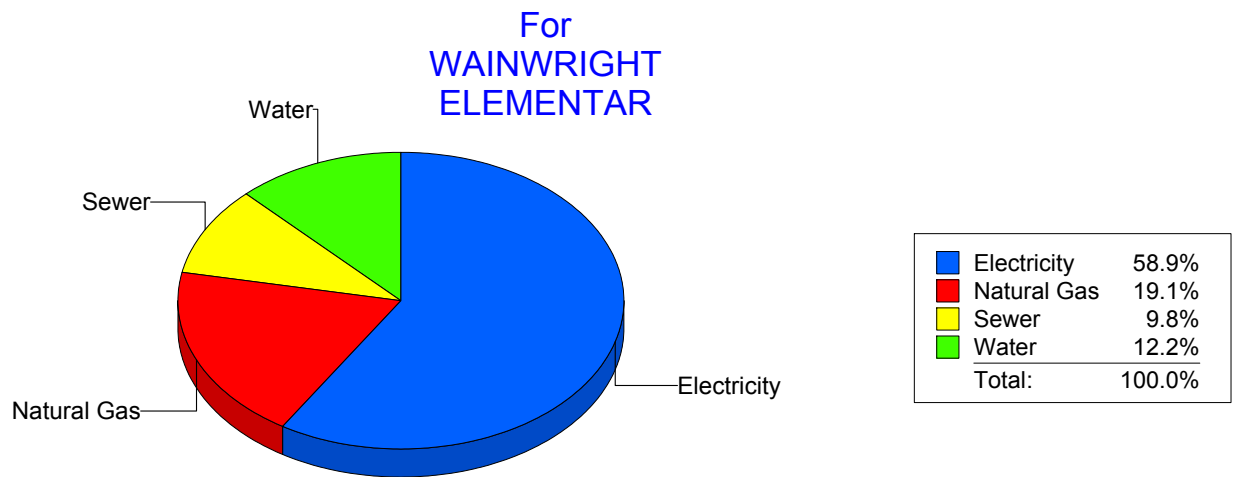
Energy CAP

Cost Avoidance Program

Cost Summary Graph

Grouped by Energy Type

Energy Type	Use	Units	Meter Cost	Special Charges	Total Cost	Avg Unit Cost	% of Total Cost
Site: WAINWRIGHT ELEMENTAR - WAINWRIGHT ELEMENTAR							
Electricity	6,720	KWH	\$892.55	\$0.00	\$892.55	0.1328	58.89%
Natural Gas	313	CCF	\$290.12	\$0.00	\$290.12	0.9269	19.14%
Water	24	CCF	\$184.41	\$0.00	\$184.41	7.6838	12.17%
Sewer	11	CCF	\$148.56	\$0.00	\$148.56	13.5055	9.80%
Total Cost:			\$1,515.64	\$0.00	\$1,515.64		



Filters: Cost Center Name Not One Of DoNotReport; Billing Period Equal To 201004

elpaso

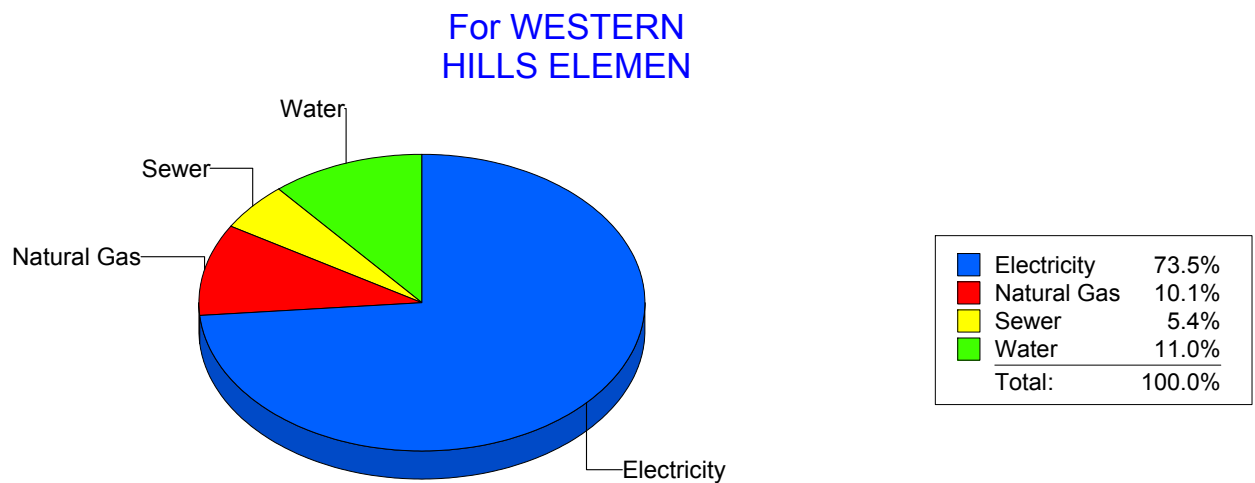
Energy CAP

Cost Avoidance Program

Cost Summary Graph

Grouped by Energy Type

Energy Type	Use	Units	Meter Cost	Special Charges	Total Cost	Avg Unit Cost	% of Total Cost
Site: WESTERN HILLS ELEMEN - WESTERN HILLS ELEMEN							
Electricity	63,360	KWH	\$6,598.78	\$0.00	\$6,598.78	0.1041	73.55%
Natural Gas	1,408	CCF	\$901.84	\$0.00	\$901.84	0.6405	10.05%
Water	297	CCF	\$990.18	\$0.00	\$990.18	3.3339	11.04%
Sewer	120	CCF	\$481.18	\$0.00	\$481.18	4.0098	5.36%
Total Cost:			\$8,971.98	\$0.00	\$8,971.98		



Filters: Cost Center Name Not One Of DoNotReport; Billing Period Equal To 201004

el Paso

Energy CAP

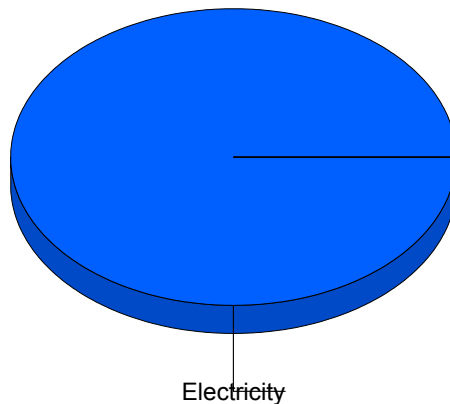
Cost Avoidance Program

Cost Summary Graph

Grouped by Energy Type

Energy Type	Use	Units	Meter Cost	Special Charges	Total Cost	Avg Unit Cost	% of Total Cost
Site: WESTSIDE TRANSPORTAT - WESTSIDE TRANSPORTAT							
Electricity		2,237 KWH	\$368.19	\$0.00	\$368.19	0.1646	100.00%
Total Cost:			\$368.19	\$0.00	\$368.19		

For WESTSIDE
TRANSPORTAT



■ Electricity	100.0%
Total:	100.0%

Filters: Cost Center Name Not One Of DoNotReport; Billing Period Equal To 201004

elpaso

Energy CAP

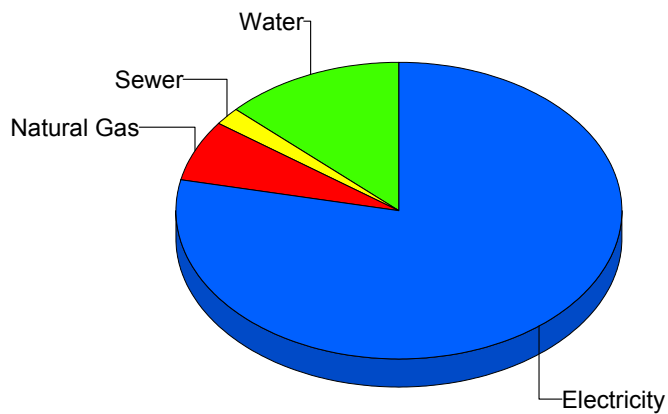
Cost Avoidance Program

Cost Summary Graph

Grouped by Energy Type

Energy Type	Use	Units	Meter Cost	Special Charges	Total Cost	Avg Unit Cost	% of Total Cost
Site: WHITAKER ELEMENTARY - WHITAKER ELEMENTARY							
Electricity	81,240	KWH	\$9,433.40	\$0.00	\$9,433.40	0.1161	78.35%
Natural Gas	1,225	CCF	\$788.90	\$0.00	\$788.90	0.6440	6.55%
Water	724	CCF	\$1,559.21	\$0.00	\$1,559.21	2.1536	12.95%
Sewer	95	CCF	\$258.26	\$0.00	\$258.26	2.7185	2.15%
Total Cost:			\$12,039.77	\$0.00	\$12,039.77		

For WHITAKER
ELEMENTARY



Electricity	78.4%
Natural Gas	6.6%
Sewer	2.1%
Water	13.0%
Total:	100.0%

Filters: Cost Center Name Not One Of DoNotReport; Billing Period Equal To 201004

elpaso

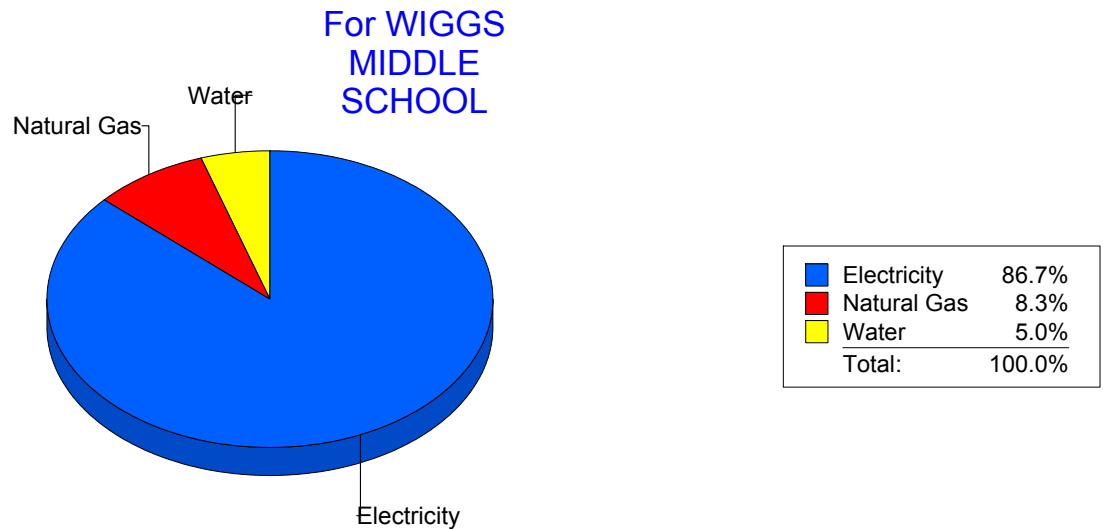
Energy CAP

Cost Avoidance Program

Cost Summary Graph

Grouped by Energy Type

Energy Type	Use	Units	Meter Cost	Special Charges	Total Cost	Avg Unit Cost	% of Total Cost
Site: WIGGS MIDDLE SCHOOL - WIGGS MIDDLE SCHOOL							
Electricity	66,560	KWH	\$7,120.62	\$0.00	\$7,120.62	0.1070	86.70%
Natural Gas	1,056	CCF	\$684.58	\$0.00	\$684.58	0.6483	8.34%
Water	116	CCF	\$408.08	\$0.00	\$408.08	3.5179	4.97%
Total Cost:			\$8,213.28	\$0.00	\$8,213.28		



Filters: Cost Center Name Not One Of DoNotReport; Billing Period Equal To 201004

elpaso

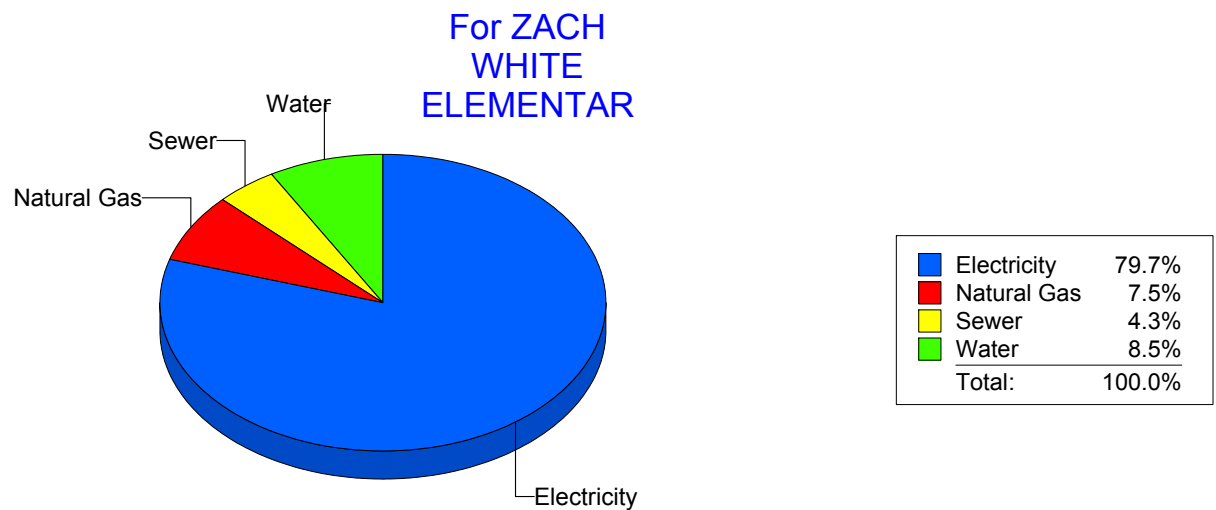
Energy CAP

Cost Avoidance Program

Cost Summary Graph

Grouped by Energy Type

Energy Type	Use	Units	Meter Cost	Special Charges	Total Cost	Avg Unit Cost	% of Total Cost
Site: ZACH WHITE ELEMENTAR - ZACH WHITE ELEMENTAR							
Electricity	69,000	KWH	\$7,457.57	\$0.00	\$7,457.57	0.1081	79.73%
Natural Gas	1,033	CCF	\$701.71	\$0.00	\$701.71	0.6793	7.50%
Water	279	CCF	\$791.06	\$0.00	\$791.06	2.8353	8.46%
Sewer	111	CCF	\$403.06	\$0.00	\$403.06	3.6312	4.31%
Total Cost:			\$9,353.40	\$0.00	\$9,353.40		



Filters: Cost Center Name Not One Of DoNotReport; Billing Period Equal To 201004

elpaso

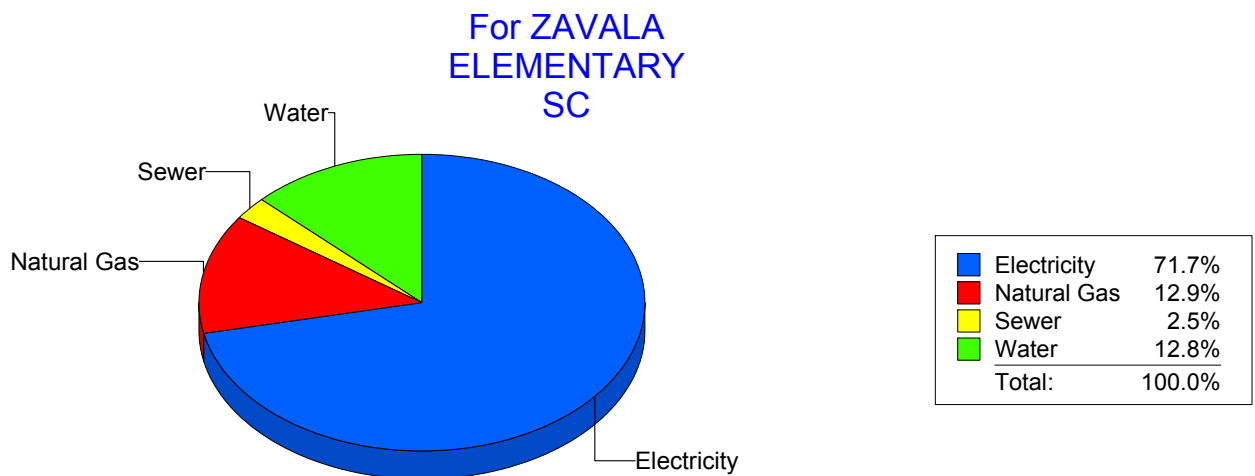
Energy CAP

Cost Avoidance Program

Cost Summary Graph

Grouped by Energy Type

Energy Type	Use	Units	Meter Cost	Special Charges	Total Cost	Avg Unit Cost	% of Total Cost
Site: ZAVALA ELEMENTARY SC - ZAVALA ELEMENTARY SC							
Electricity	35,004	KWH	\$3,451.19	\$0.00	\$3,451.19	0.0986	71.74%
Natural Gas	956	CCF	\$622.88	\$0.00	\$622.88	0.6515	12.95%
Water	158	CCF	\$614.73	\$0.00	\$614.73	3.8907	12.78%
Sewer	47	CCF	\$121.93	\$0.00	\$121.93	2.5943	2.53%
Total Cost:			\$4,810.73	\$0.00	\$4,810.73		



Filters: Cost Center Name Not One Of DoNotReport; Billing Period Equal To 201004

elpaso

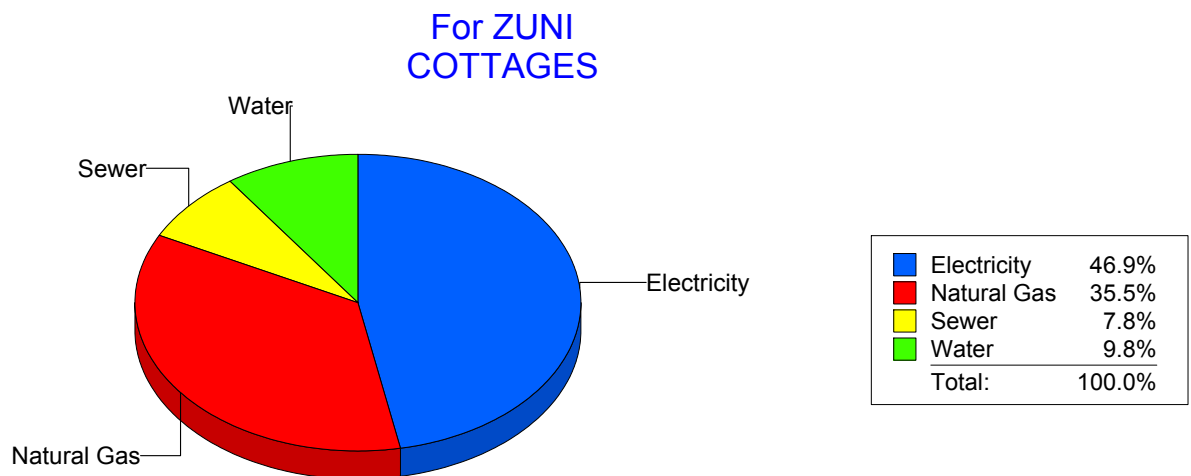
Energy CAP

Cost Avoidance Program

Cost Summary Graph

Grouped by Energy Type

Energy Type	Use	Units	Meter Cost	Special Charges	Total Cost	Avg Unit Cost	% of Total Cost
Site: ZUNI COTTAGES - ZUNI COTTAGES							
Electricity	684	KWH	\$136.85	\$0.00	\$136.85	0.2001	46.88%
Natural Gas	68	CCF	\$103.65	\$0.00	\$103.65	1.5243	35.51%
Water	5	CCF	\$28.65	\$0.00	\$28.65	5.7300	9.81%
Sewer	2	CCF	\$22.76	\$0.00	\$22.76	11.3800	7.80%
Total Cost:			\$291.91	\$0.00	\$291.91		



Filters: Cost Center Name Not One Of DoNotReport; Billing Period Equal To 201004

elpaso

Energy CAP

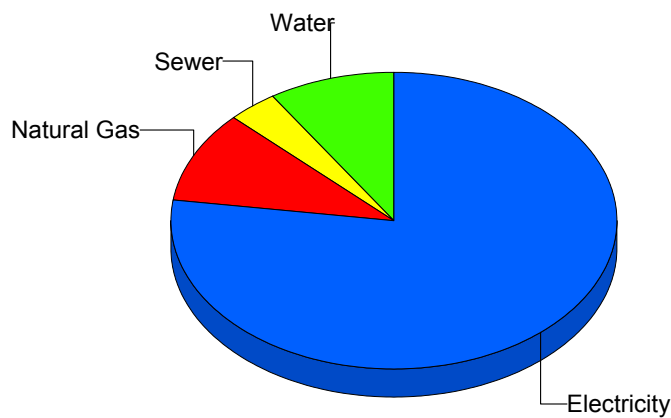
Cost Avoidance Program

Cost Summary Graph

Grouped by Energy Type

Energy Type	Use	Units	Meter Cost	Special Charges	Total Cost	Avg Unit Cost	% of Total Cost
All Sites							
Electricity	7,508,161	KWH	\$790,694.68	\$0.00	\$790,694.68	0.1053	77.13%
Natural Gas	160,689	CCF	\$104,727.00	\$0.00	\$104,727.00	0.6517	10.22%
Water	36,316	CCF	\$94,070.81	\$0.00	\$94,070.81	2.5903	9.18%
Sewer	16,031	CCF	\$35,670.82	\$0.00	\$35,670.82	2.2251	3.48%
Total Cost:			\$1,025,163.31	\$0.00	\$1,025,163.31		

For All Sites



Filters: Cost Center Name Not One Of DoNotReport; Billing Period Equal To 201004