

elpaso

Energy CAP

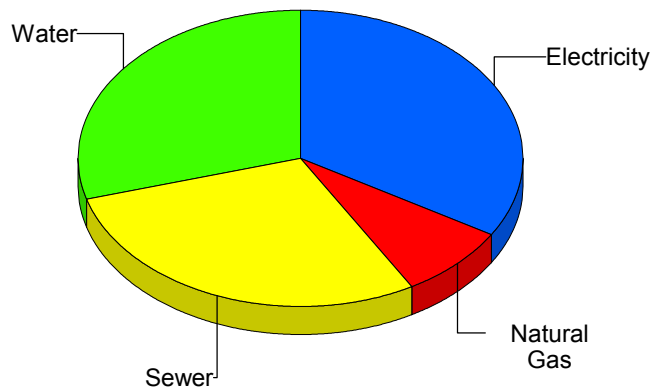
Cost Avoidance Program

Cost Summary Graph

Grouped by Energy Type

Energy Type	Use	Units	Meter Cost	Special Charges	Total Cost	Avg Unit Cost	% of Total Cost
Site: ALAMO ELEMENTARY SCH - ALAMO ELEMENTARY SCH							
Electricity	2,250	KWH	\$143.57	\$0.00	\$143.57	0.0638	33.60%
Natural Gas	0	CCF	\$34.03	\$0.00	\$34.03	0.0000	7.96%
Water	0	CCF	\$125.26	\$0.00	\$125.26	0.0000	29.31%
Sewer	0	CCF	\$124.48	\$0.00	\$124.48	0.0000	29.13%
Total Cost:			\$427.34	\$0.00	\$427.34		

For ALAMO
ELEMENTARY
SCH



Electricity	33.6%
Natural Gas	8.0%
Sewer	29.1%
Water	29.3%
Total:	100.0%

Filters: Cost Center Name Not Equal To DoNotReport; Billing Period Equal To 201104

elpaso

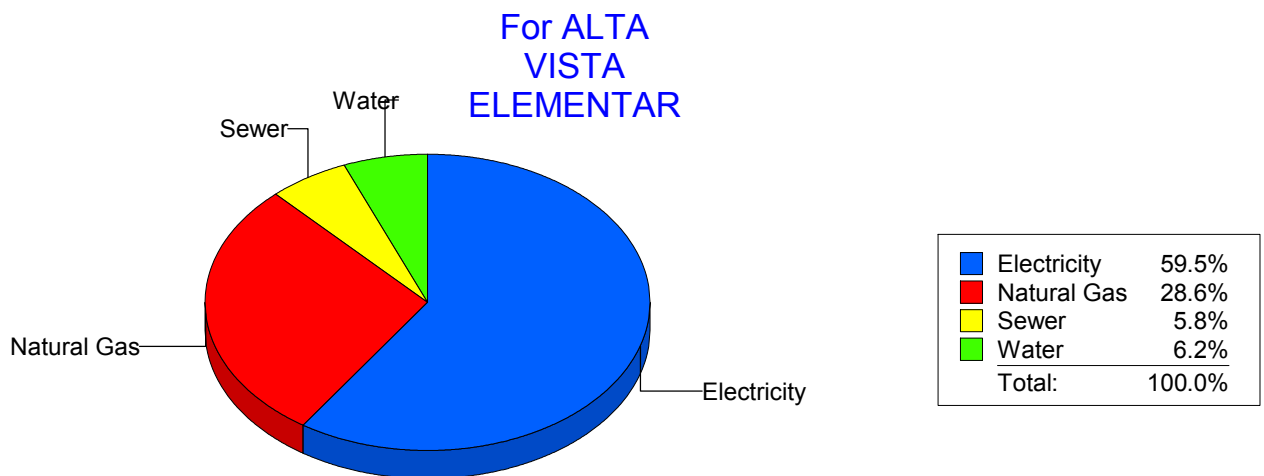
Energy CAP

Cost Avoidance Program

Cost Summary Graph

Grouped by Energy Type

Energy Type	Use	Units	Meter Cost	Special Charges	Total Cost	Avg Unit Cost	% of Total Cost
Site: ALTA VISTA ELEMENTAR - ALTA VISTA ELEMENTAR							
Electricity	29,250	KWH	\$1,780.56	\$0.00	\$1,780.56	0.0609	59.49%
Natural Gas	1,377	CCF	\$855.53	\$0.00	\$855.53	0.6213	28.58%
Water	84	CCF	\$184.43	\$0.00	\$184.43	2.1956	6.16%
Sewer	87	CCF	\$172.73	\$0.00	\$172.73	1.9854	5.77%
Total Cost:			\$2,993.25	\$0.00	\$2,993.25		



Filters: Cost Center Name Not Equal To DoNotReport; Billing Period Equal To 201104

elpaso

Energy CAP

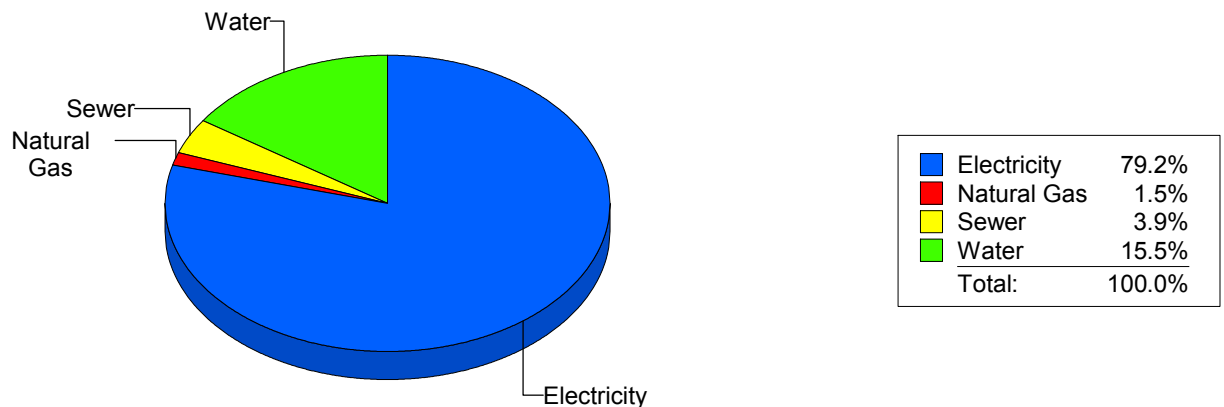
Cost Avoidance Program

Cost Summary Graph

Grouped by Energy Type

Energy Type	Use	Units	Meter Cost	Special Charges	Total Cost	Avg Unit Cost	% of Total Cost
Site: ANDRESS HIGH SCHOOL - ANDRESS HIGH SCHOOL							
Electricity	134,013	KWH	\$15,912.58	\$0.00	\$15,912.58	0.1187	79.20%
Natural Gas	351	CCF	\$296.76	\$0.00	\$296.76	0.8455	1.48%
Water	1,357	CCF	\$3,106.84	\$0.00	\$3,106.84	2.2895	15.46%
Sewer	502	CCF	\$775.15	\$0.00	\$775.15	1.5441	3.86%
Total Cost:			\$20,091.33	\$0.00	\$20,091.33		

For ANDRESS
HIGH SCHOOL



Filters: Cost Center Name Not Equal To DoNotReport; Billing Period Equal To 201104

elpaso

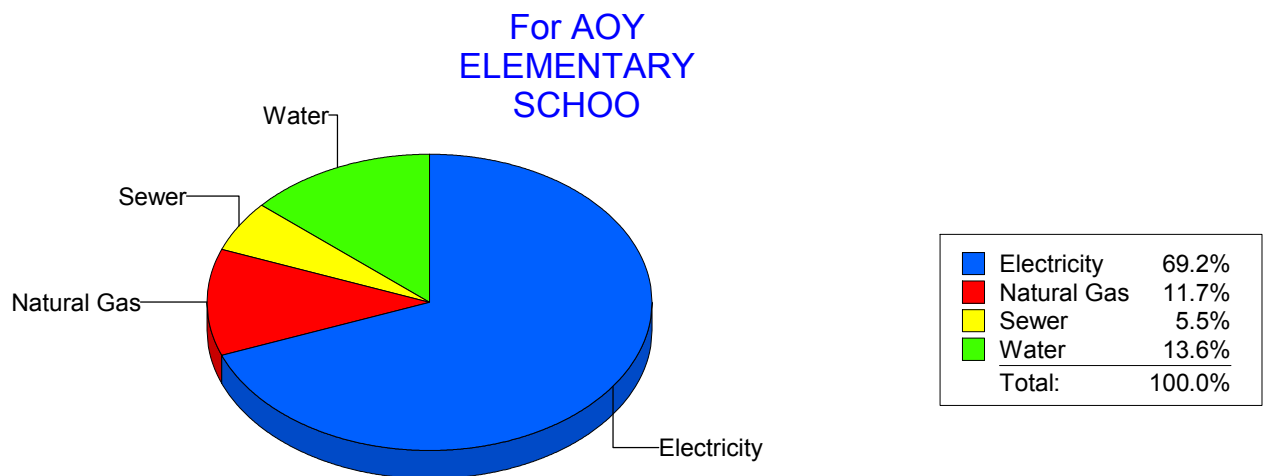
Energy CAP

Cost Avoidance Program

Cost Summary Graph

Grouped by Energy Type

Energy Type	Use	Units	Meter Cost	Special Charges	Total Cost	Avg Unit Cost	% of Total Cost
Site: AOY ELEMENTARY SCHOO - AOY ELEMENTARY SCHOO							
Electricity	76,722	KWH	\$4,405.39	\$0.00	\$4,405.39	0.0574	69.21%
Natural Gas	1,180	CCF	\$741.66	\$0.00	\$741.66	0.6285	11.65%
Water	253	CCF	\$866.68	\$0.00	\$866.68	3.4256	13.62%
Sewer	71	CCF	\$351.60	\$0.00	\$351.60	4.9521	5.52%
Total Cost:			\$6,365.33	\$0.00	\$6,365.33		



Filters: Cost Center Name Not Equal To DoNotReport; Billing Period Equal To 201104

elpaso

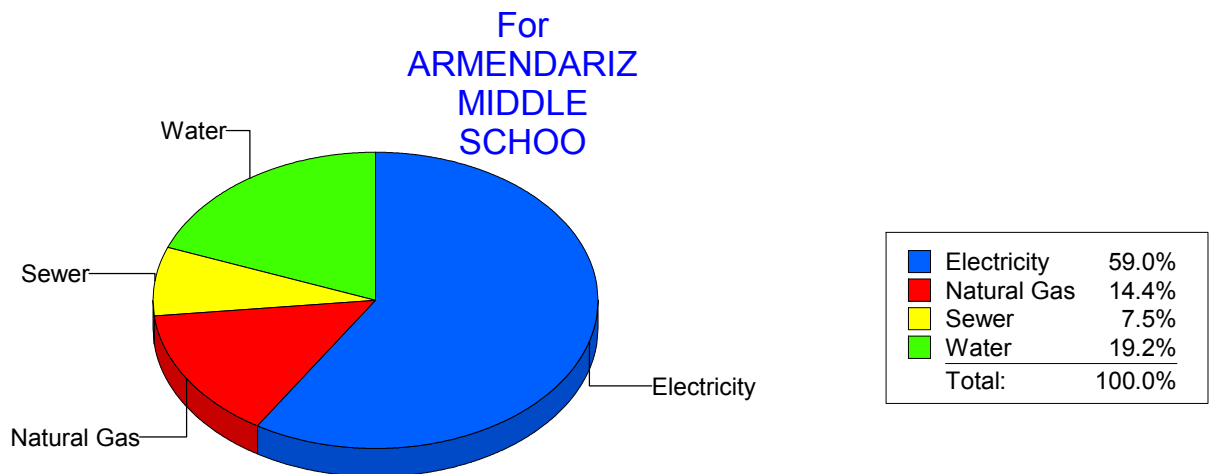
Energy CAP

Cost Avoidance Program

Cost Summary Graph

Grouped by Energy Type

Energy Type	Use	Units	Meter Cost	Special Charges	Total Cost	Avg Unit Cost	% of Total Cost
Site: ARMENDARIZ MIDDLE SCHOO - ARMENDARIZ MIDDLE SCHOO							
Electricity	65,500	KWH	\$3,144.78	\$0.00	\$3,144.78	0.0480	58.99%
Natural Gas	1,275	CCF	\$765.29	\$0.00	\$765.29	0.6002	14.35%
Water	454	CCF	\$1,021.21	\$0.00	\$1,021.21	2.2494	19.16%
Sewer	148	CCF	\$399.91	\$0.00	\$399.91	2.7021	7.50%
Total Cost:			\$5,331.19	\$0.00	\$5,331.19		



Filters: Cost Center Name Not Equal To DoNotReport; Billing Period Equal To 201104

elpaso

Energy CAP

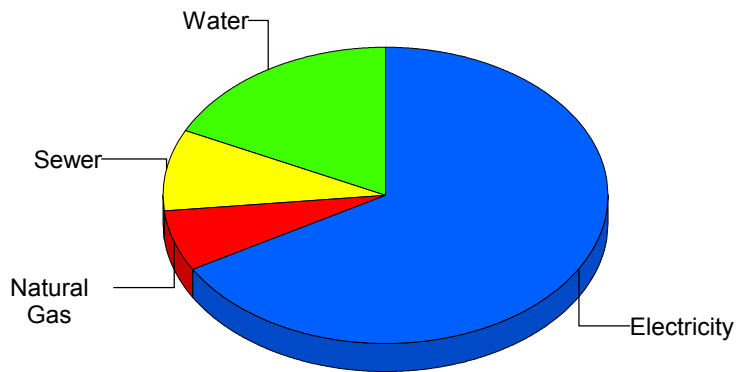
Cost Avoidance Program

Cost Summary Graph

Grouped by Energy Type

Energy Type	Use	Units	Meter Cost	Special Charges	Total Cost	Avg Unit Cost	% of Total Cost
Site: AUSTIN HIGH SCHOOL - AUSTIN HIGH SCHOOL							
Electricity	146,858	KWH	\$8,371.64	\$0.00	\$8,371.64	0.0570	66.56%
Natural Gas	1,325	CCF	\$857.25	\$0.00	\$857.25	0.6470	6.82%
Water	742	CCF	\$2,225.57	\$0.00	\$2,225.57	2.9994	17.70%
Sewer	452	CCF	\$1,122.42	\$0.00	\$1,122.42	2.4832	8.92%
Total Cost:			\$12,576.88	\$0.00	\$12,576.88		

For AUSTIN
HIGH SCHOOL



Electricity	66.6%
Natural Gas	6.8%
Sewer	8.9%
Water	17.7%
Total:	100.0%

Filters: Cost Center Name Not Equal To DoNotReport; Billing Period Equal To 201104

elpaso

Energy CAP

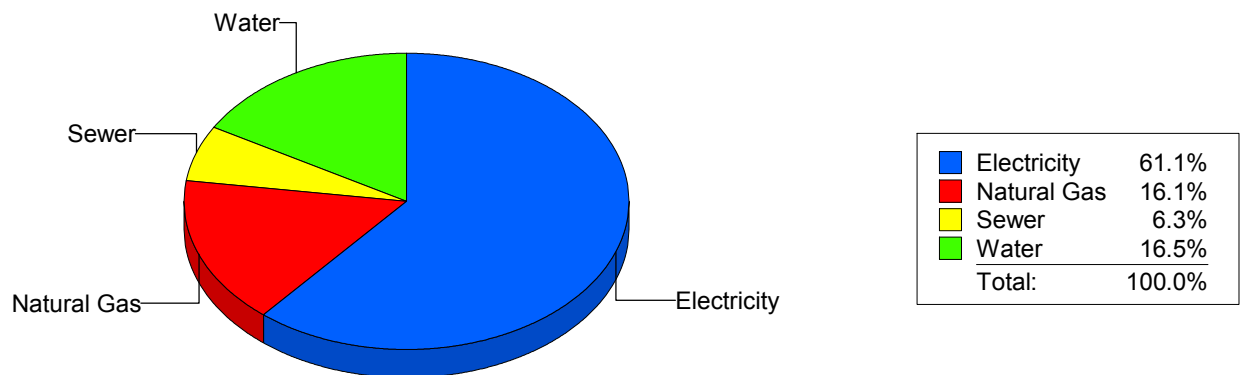
Cost Avoidance Program

Cost Summary Graph

Grouped by Energy Type

Energy Type	Use	Units	Meter Cost	Special Charges	Total Cost	Avg Unit Cost	% of Total Cost
Site: BARRON - BARRON							
Electricity	63,043	KWH	\$3,361.65	\$0.00	\$3,361.65	0.0533	61.15%
Natural Gas	1,421	CCF	\$882.63	\$0.00	\$882.63	0.6211	16.06%
Water	195	CCF	\$908.82	\$0.00	\$908.82	4.6606	16.53%
Sewer	86	CCF	\$344.41	\$0.00	\$344.41	4.0048	6.26%
Total Cost:			\$5,497.51	\$0.00	\$5,497.51		

For BARRON



Filters: Cost Center Name Not Equal To DoNotReport; Billing Period Equal To 201104

elpaso

Energy CAP

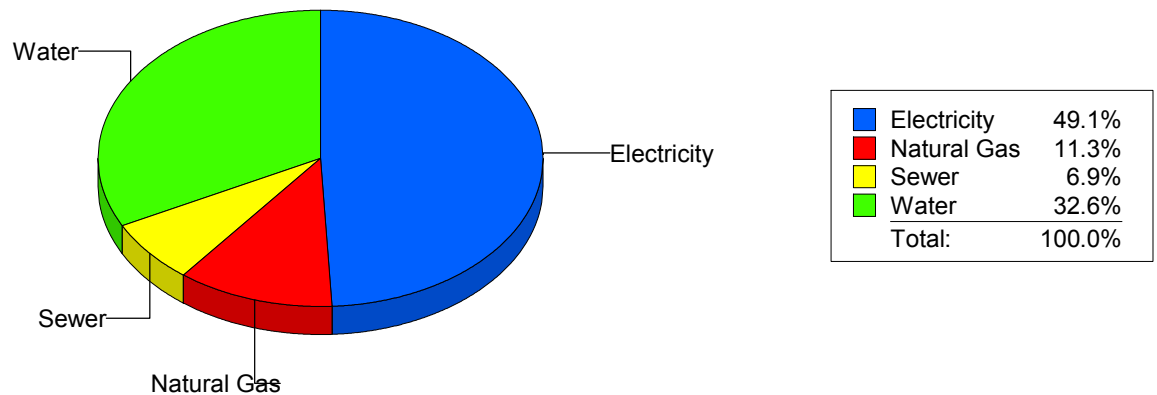
Cost Avoidance Program

Cost Summary Graph

Grouped by Energy Type

Energy Type	Use	Units	Meter Cost	Special Charges	Total Cost	Avg Unit Cost	% of Total Cost
Site: BASSET MIDDLE SCHOOL - BASSET MIDDLE SCHOOL							
Electricity	68,652	KWH	\$3,541.66	\$0.00	\$3,541.66	0.0516	49.14%
Natural Gas	1,246	CCF	\$816.68	\$0.00	\$816.68	0.6554	11.33%
Water	863	CCF	\$2,348.35	\$0.00	\$2,348.35	2.7211	32.58%
Sewer	286	CCF	\$500.83	\$0.00	\$500.83	1.7512	6.95%
Total Cost:			\$7,207.52	\$0.00	\$7,207.52		

For BASSET
MIDDLE
SCHOOL



Filters: Cost Center Name Not Equal To DoNotReport; Billing Period Equal To 201104

elpaso

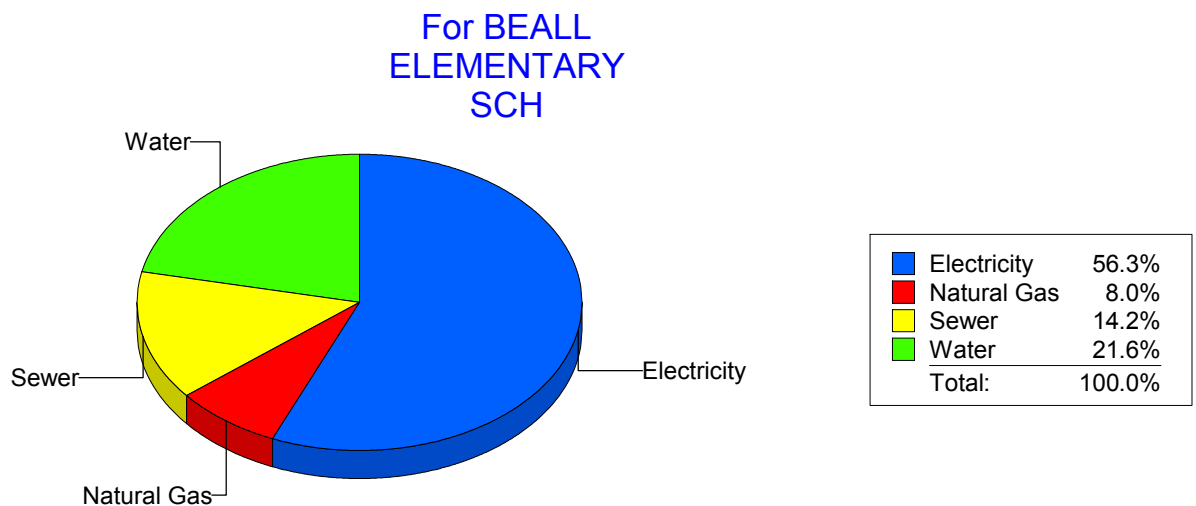
Energy CAP

Cost Avoidance Program

Cost Summary Graph

Grouped by Energy Type

Energy Type	Use	Units	Meter Cost	Special Charges	Total Cost	Avg Unit Cost	% of Total Cost
Site: BEALL ELEMENTARY SCH - BEALL ELEMENTARY SCH							
Electricity	21,920	KWH	\$1,152.38	\$0.00	\$1,152.38	0.0526	56.26%
Natural Gas	237	CCF	\$163.42	\$0.00	\$163.42	0.6895	7.98%
Water	208	CCF	\$442.39	\$0.00	\$442.39	2.1269	21.60%
Sewer	120	CCF	\$290.01	\$0.00	\$290.01	2.4168	14.16%
Total Cost:			\$2,048.20	\$0.00	\$2,048.20		



Filters: Cost Center Name Not Equal To DoNotReport; Billing Period Equal To 201104

elpaso

Energy CAP

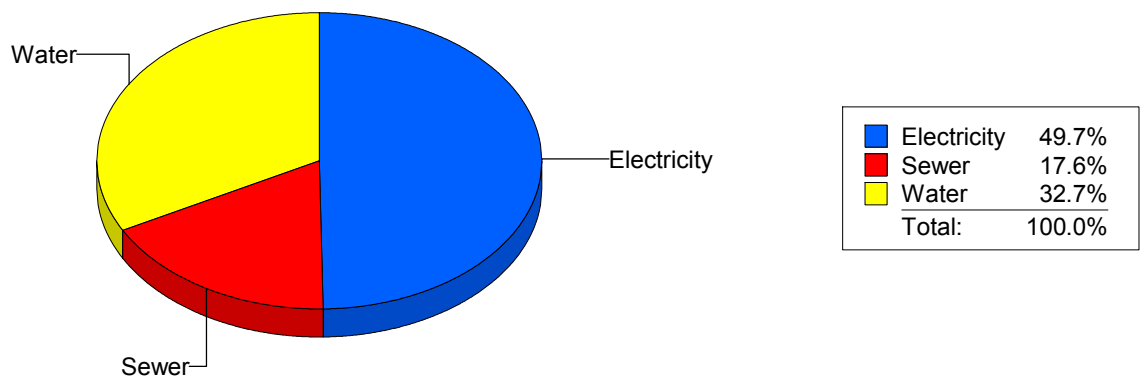
Cost Avoidance Program

Cost Summary Graph

Grouped by Energy Type

Energy Type	Use	Units	Meter Cost	Special Charges	Total Cost	Avg Unit Cost	% of Total Cost
Site: BLISS ELEMENTARY - BLISS ELEMENTARY							
Electricity	20,700	KWH	\$1,270.99	\$0.00	\$1,270.99	0.0614	49.67%
Water	445	CCF	\$836.74	\$0.00	\$836.74	1.8803	32.70%
Sewer	247	CCF	\$451.30	\$0.00	\$451.30	1.8271	17.64%
Total Cost:			\$2,559.03	\$0.00	\$2,559.03		

For BLISS
ELEMENTARY



Filters: Cost Center Name Not Equal To DoNotReport; Billing Period Equal To 201104

elpaso

Energy CAP

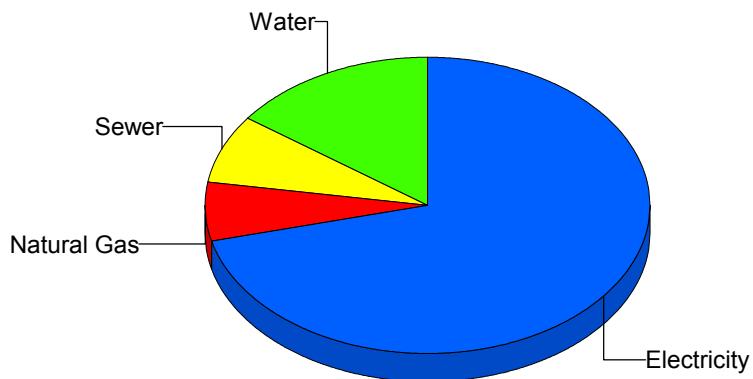
Cost Avoidance Program

Cost Summary Graph

Grouped by Energy Type

Energy Type	Use	Units	Meter Cost	Special Charges	Total Cost	Avg Unit Cost	% of Total Cost
Site: BOND - BOND ELEMENTARY							
Electricity	34,212	KWH	\$3,220.09	\$0.00	\$3,220.09	0.0941	71.00%
Natural Gas	391	CCF	\$289.36	\$0.00	\$289.36	0.7401	6.38%
Water	322	CCF	\$675.94	\$0.00	\$675.94	2.0992	14.90%
Sewer	167	CCF	\$349.70	\$0.00	\$349.70	2.0940	7.71%
Total Cost:			\$4,535.09	\$0.00	\$4,535.09		

For BOND
ELEMENTARY



Electricity	71.0%
Natural Gas	6.4%
Sewer	7.7%
Water	14.9%
Total:	100.0%

Filters: Cost Center Name Not Equal To DoNotReport; Billing Period Equal To 201104

elpaso

Energy CAP

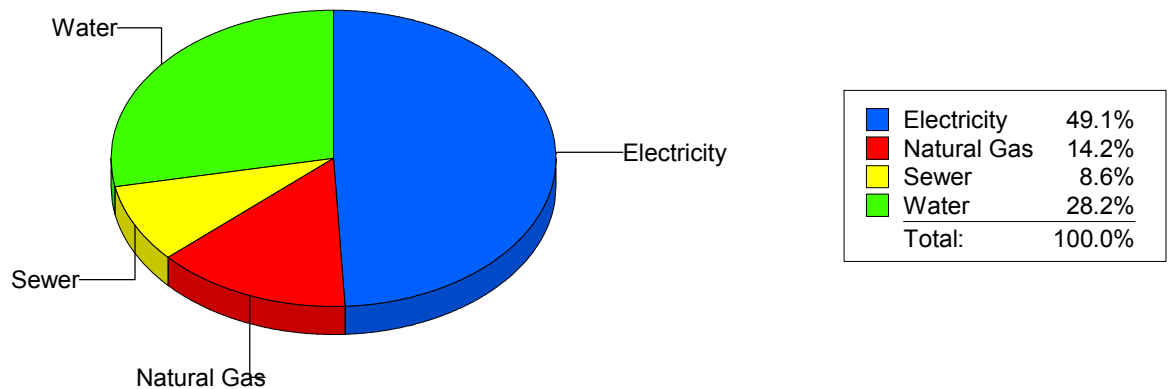
Cost Avoidance Program

Cost Summary Graph

Grouped by Energy Type

Energy Type	Use	Units	Meter Cost	Special Charges	Total Cost	Avg Unit Cost	% of Total Cost
Site: BONHAM ELEMENTARY SC - BONHAM ELEMENTARY SC							
Electricity	20,197	KWH	\$1,678.22	\$0.00	\$1,678.22	0.0831	49.06%
Natural Gas	729	CCF	\$484.97	\$0.00	\$484.97	0.6653	14.18%
Water	312	CCF	\$963.26	\$0.00	\$963.26	3.0874	28.16%
Sewer	136	CCF	\$294.55	\$0.00	\$294.55	2.1658	8.61%
Total Cost:			\$3,421.00	\$0.00	\$3,421.00		

For BONHAM
ELEMENTARY
SC



Filters: Cost Center Name Not Equal To DoNotReport; Billing Period Equal To 201104

elpaso

Energy CAP

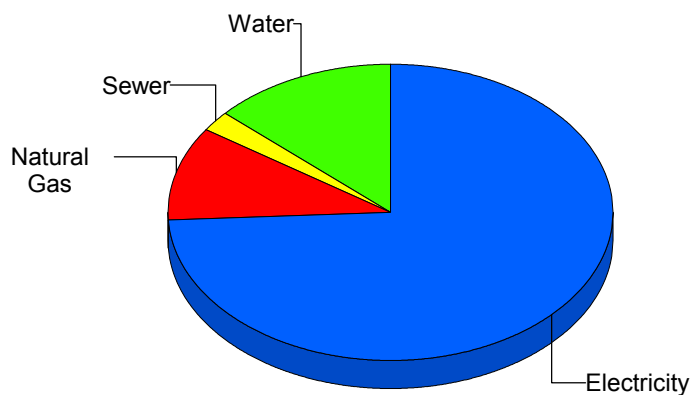
Cost Avoidance Program

Cost Summary Graph

Grouped by Energy Type

Energy Type	Use	Units	Meter Cost	Special Charges	Total Cost	Avg Unit Cost	% of Total Cost
Site: BOWIE HIGH SCHOOL - BOWIE HIGH SCHOOL							
Electricity	305,232	KWH	\$34,878.10	\$0.00	\$34,878.10	0.1143	74.28%
Natural Gas	8,237	CCF	\$4,745.87	\$0.00	\$4,745.87	0.5762	10.11%
Water	4,054	CCF	\$6,200.49	\$0.00	\$6,200.49	1.5295	13.21%
Sewer	564	CCF	\$1,128.08	\$0.00	\$1,128.08	2.0001	2.40%
Total Cost:			\$46,952.54	\$0.00	\$46,952.54		

For BOWIE
HIGH SCHOOL



Electricity	74.3%
Natural Gas	10.1%
Sewer	2.4%
Water	13.2%
Total:	100.0%

Filters: Cost Center Name Not Equal To DoNotReport; Billing Period Equal To 201104

elpaso

Energy CAP

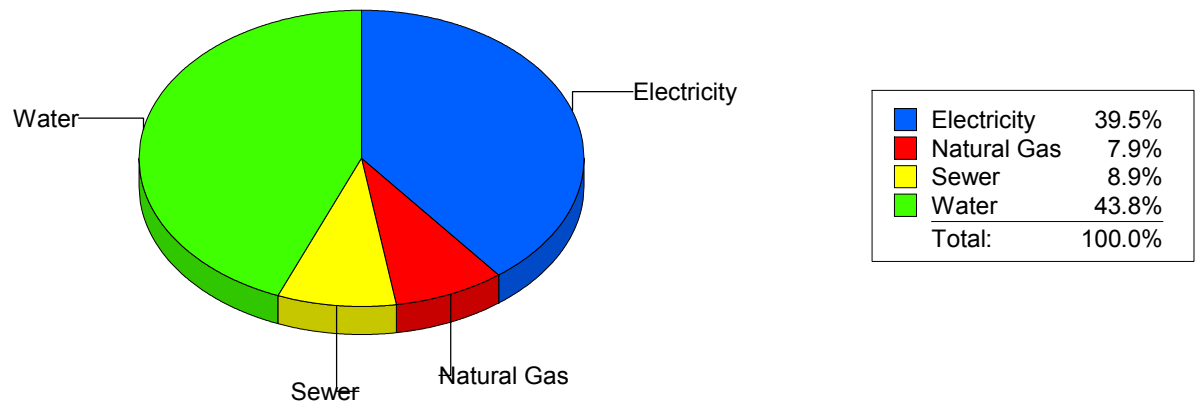
Cost Avoidance Program

Cost Summary Graph

Grouped by Energy Type

Energy Type	Use	Units	Meter Cost	Special Charges	Total Cost	Avg Unit Cost	% of Total Cost
Site: BRADLEY ELEMENTARY - BRADLEY ELEMENTARY							
Electricity	24,100	KWH	\$1,492.74	\$0.00	\$1,492.74	0.0619	39.52%
Natural Gas	461	CCF	\$296.72	\$0.00	\$296.72	0.6436	7.86%
Water	446	CCF	\$1,652.70	\$0.00	\$1,652.70	3.7056	43.75%
Sewer	97	CCF	\$335.14	\$0.00	\$335.14	3.4551	8.87%
Total Cost:			\$3,777.30	\$0.00	\$3,777.30		

For BRADLEY
ELEMENTARY



Filters: Cost Center Name Not Equal To DoNotReport; Billing Period Equal To 201104

elpaso

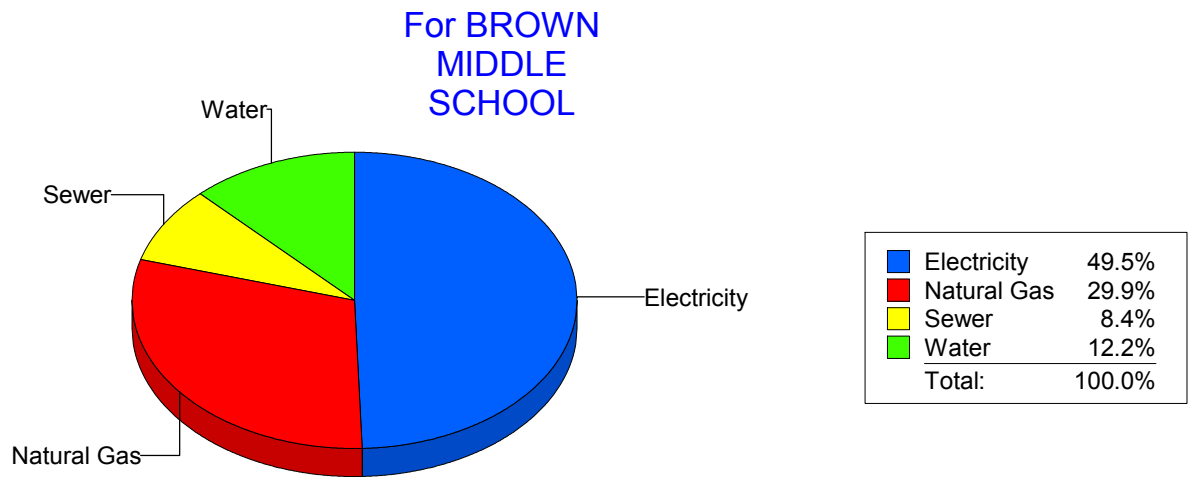
Energy CAP

Cost Avoidance Program

Cost Summary Graph

Grouped by Energy Type

Energy Type	Use	Units	Meter Cost	Special Charges	Total Cost	Avg Unit Cost	% of Total Cost
Site: BROWN MIDDLE SCHOOL - BROWN MIDDLE SCHOOL							
Electricity	116,400	KWH	\$4,263.50	\$0.00	\$4,263.50	0.0366	49.47%
Natural Gas	4,455	CCF	\$2,577.86	\$0.00	\$2,577.86	0.5786	29.91%
Water	568	CCF	\$1,053.44	\$0.00	\$1,053.44	1.8546	12.22%
Sewer	403	CCF	\$723.76	\$0.00	\$723.76	1.7959	8.40%
Total Cost:			\$8,618.56	\$0.00	\$8,618.56		



Filters: Cost Center Name Not Equal To DoNotReport; Billing Period Equal To 201104

el Paso

Energy CAP

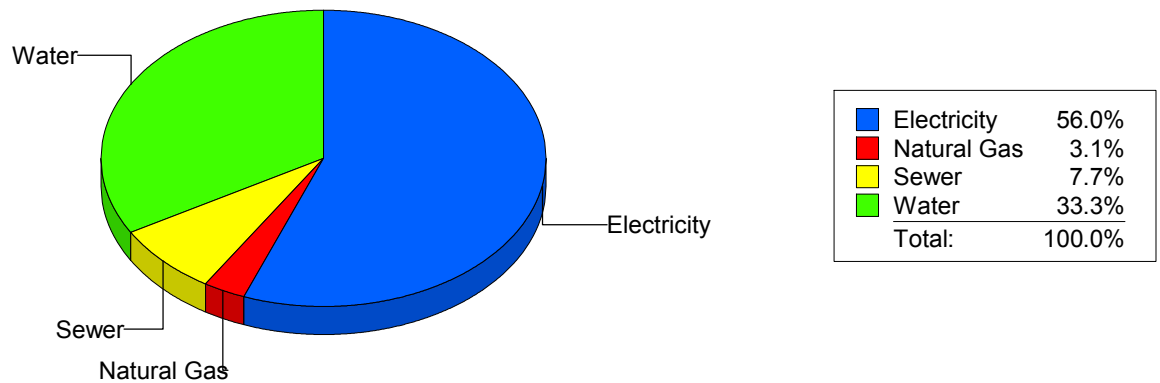
Cost Avoidance Program

Cost Summary Graph

Grouped by Energy Type

Energy Type	Use	Units	Meter Cost	Special Charges	Total Cost	Avg Unit Cost	% of Total Cost
Site: BURGESS HIGH SCHOOL - BURGESS HIGH SCHOOL							
Electricity	105,367	KWH	\$4,752.48	\$0.00	\$4,752.48	0.0451	55.96%
Natural Gas	345	CCF	\$260.08	\$0.00	\$260.08	0.7539	3.06%
Water	794	CCF	\$2,830.06	\$0.00	\$2,830.06	3.5643	33.32%
Sewer	237	CCF	\$650.55	\$0.00	\$650.55	2.7449	7.66%
Total Cost:			\$8,493.17	\$0.00	\$8,493.17		

For BURGESS
HIGH SCHOOL



Filters: Cost Center Name Not Equal To DoNotReport; Billing Period Equal To 201104

elpaso

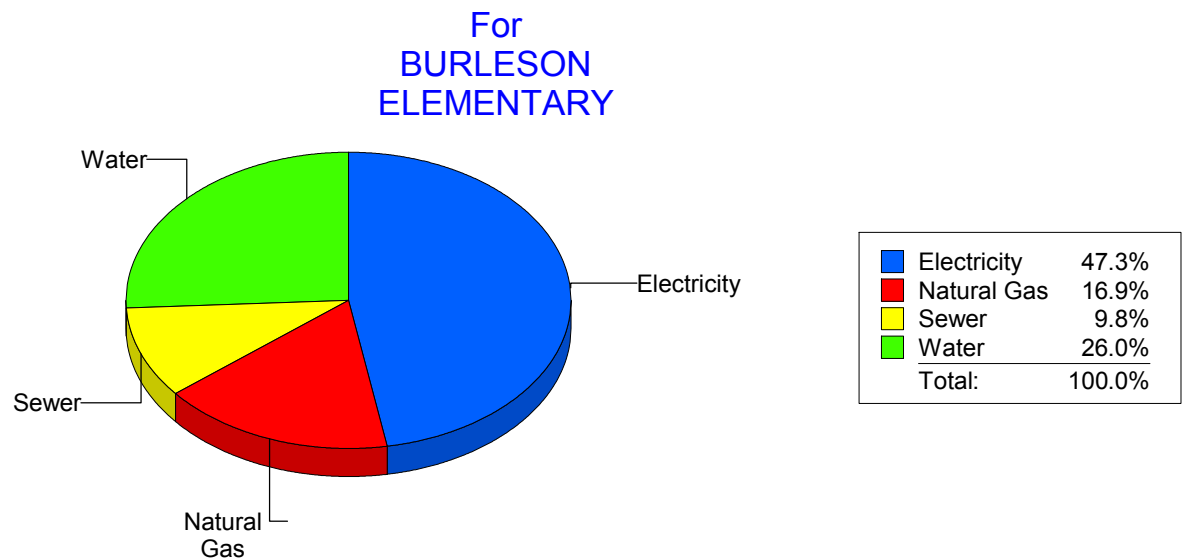
Energy CAP

Cost Avoidance Program

Cost Summary Graph

Grouped by Energy Type

Energy Type	Use	Units	Meter Cost	Special Charges	Total Cost	Avg Unit Cost	% of Total Cost
Site: BURLESON ELEMENTARY - BURLESON ELEMENTARY							
Electricity	24,817	KWH	\$1,183.54	\$0.00	\$1,183.54	0.0477	47.33%
Natural Gas	523	CCF	\$422.72	\$0.00	\$422.72	0.8083	16.90%
Water	316	CCF	\$649.37	\$0.00	\$649.37	2.0550	25.97%
Sewer	95	CCF	\$245.13	\$0.00	\$245.13	2.5803	9.80%
Total Cost:			\$2,500.76	\$0.00	\$2,500.76		



Filters: Cost Center Name Not Equal To DoNotReport; Billing Period Equal To 201104

elpaso

Energy CAP

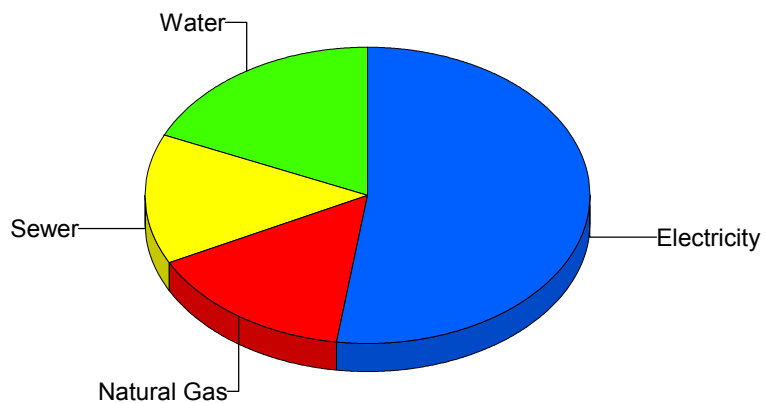
Cost Avoidance Program

Cost Summary Graph

Grouped by Energy Type

Energy Type	Use	Units	Meter Cost	Special Charges	Total Cost	Avg Unit Cost	% of Total Cost
Site: BURNET ELEMENTARY - BURNET ELEMENTARY							
Electricity	22,036	KWH	\$1,364.41	\$0.00	\$1,364.41	0.0619	52.15%
Natural Gas	605	CCF	\$402.45	\$0.00	\$402.45	0.6652	15.38%
Water	287	CCF	\$478.78	\$0.00	\$478.78	1.6682	18.30%
Sewer	243	CCF	\$370.85	\$0.00	\$370.85	1.5261	14.17%
Total Cost:			\$2,616.49	\$0.00	\$2,616.49		

For BURNET
ELEMENTARY



Electricity	52.1%
Natural Gas	15.4%
Sewer	14.2%
Water	18.3%
Total:	100.0%

Filters: Cost Center Name Not Equal To DoNotReport; Billing Period Equal To 201104

elpaso

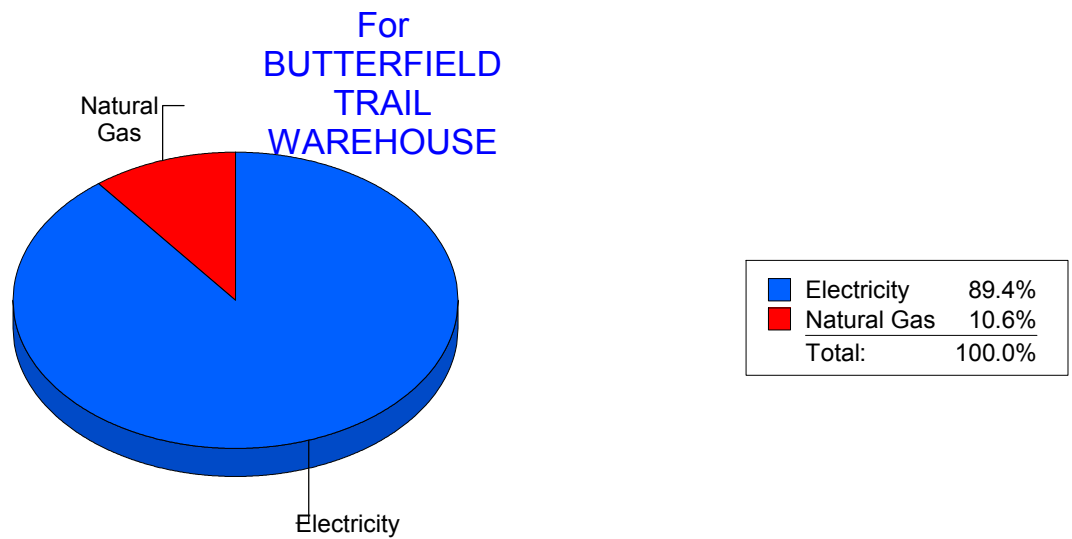
Energy CAP

Cost Avoidance Program

Cost Summary Graph

Grouped by Energy Type

Energy Type	Use	Units	Meter Cost	Special Charges	Total Cost	Avg Unit Cost	% of Total Cost
Site: BUTTERFIELDTRAILWAREHOUSE - BUTTERFIELD TRAIL WAREHOUSE							
Electricity	3,600 KWH		\$289.77	\$0.00	\$289.77	0.0805	89.36%
Natural Gas	1 CCF		\$34.51	\$0.00	\$34.51	34.5100	10.64%
Total Cost:			\$324.28	\$0.00	\$324.28		



Filters: Cost Center Name Not Equal To DoNotReport; Billing Period Equal To 201104

elpaso

Energy CAP

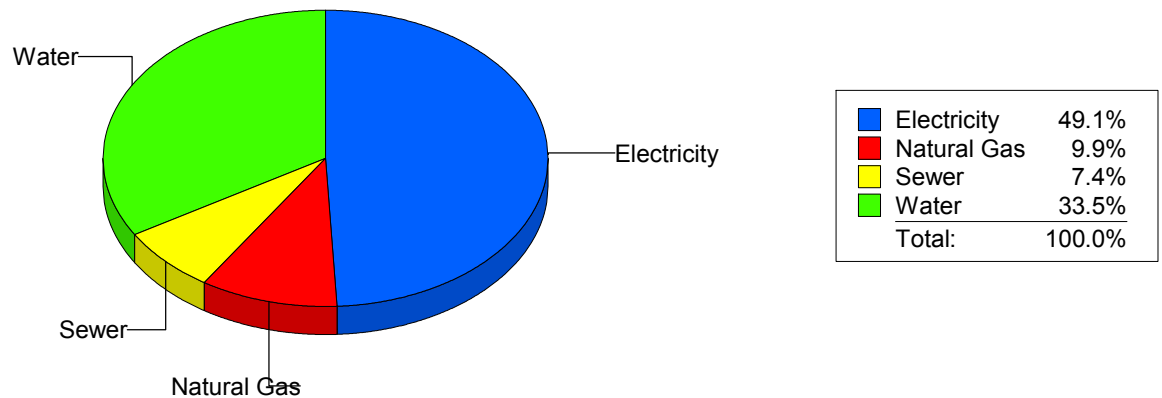
Cost Avoidance Program

Cost Summary Graph

Grouped by Energy Type

Energy Type	Use	Units	Meter Cost	Special Charges	Total Cost	Avg Unit Cost	% of Total Cost
Site: CANYON HILLS MIDDLE - CANYON HILLS MIDDLE							
Electricity	62,302	KWH	\$3,822.13	\$0.00	\$3,822.13	0.0613	49.14%
Natural Gas	1,226	CCF	\$771.15	\$0.00	\$771.15	0.6290	9.91%
Water	634	CCF	\$2,608.65	\$0.00	\$2,608.65	4.1146	33.54%
Sewer	120	CCF	\$576.30	\$0.00	\$576.30	4.8025	7.41%
Total Cost:			\$7,778.23	\$0.00	\$7,778.23		

For CANYON
HILLS MIDDLE



Filters: Cost Center Name Not Equal To DoNotReport; Billing Period Equal To 201104

elpaso

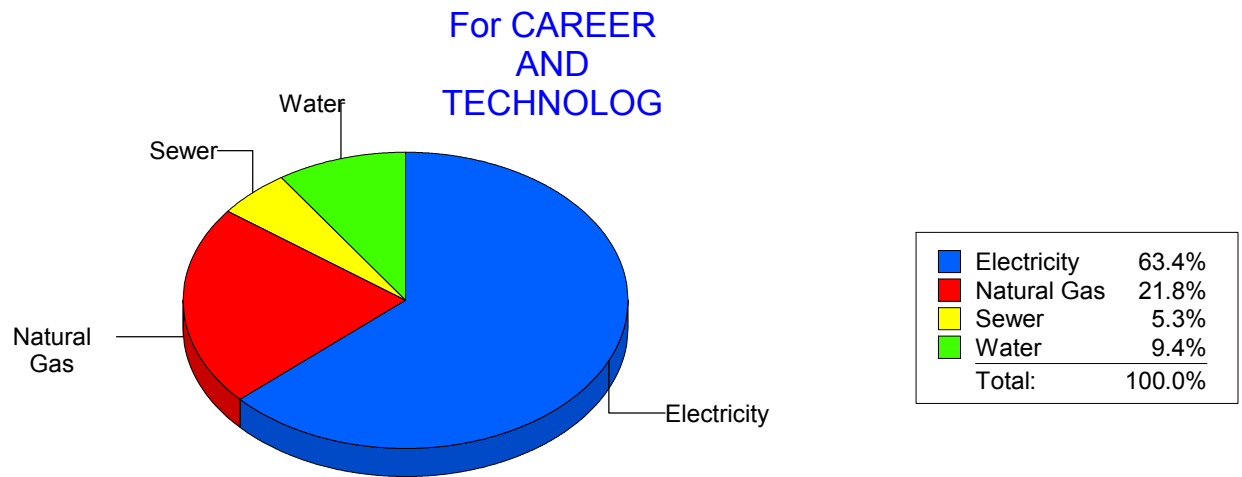
Energy CAP

Cost Avoidance Program

Cost Summary Graph

Grouped by Energy Type

Energy Type	Use	Units	Meter Cost	Special Charges	Total Cost	Avg Unit Cost	% of Total Cost
Site: CAREER AND TECHNOLOG - CAREER AND TECHNOLOG							
Electricity	101,997	KWH	\$4,673.13	\$0.00	\$4,673.13	0.0458	63.45%
Natural Gas	2,742	CCF	\$1,608.30	\$0.00	\$1,608.30	0.5865	21.84%
Water	289	CCF	\$692.23	\$0.00	\$692.23	2.3953	9.40%
Sewer	161	CCF	\$391.56	\$0.00	\$391.56	2.4320	5.32%
Total Cost:			\$7,365.22	\$0.00	\$7,365.22		



Filters: Cost Center Name Not Equal To DoNotReport; Billing Period Equal To 201104

elpaso

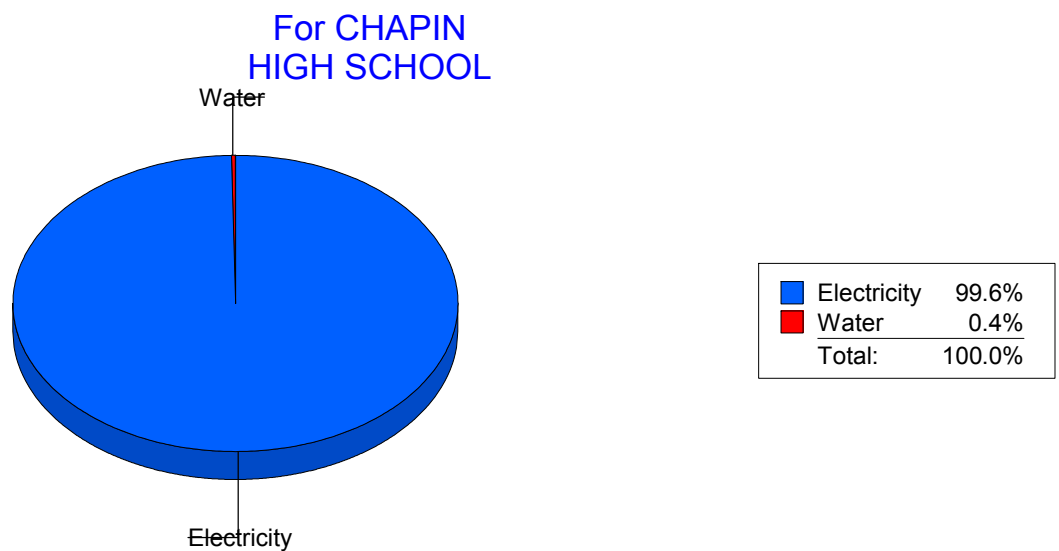
Energy CAP

Cost Avoidance Program

Cost Summary Graph

Grouped by Energy Type

Energy Type	Use	Units	Meter Cost	Special Charges	Total Cost	Avg Unit Cost	% of Total Cost
Site: CHAPIN HIGH SCHOOL - CHAPIN HIGH SCHOOL							
Electricity	239,430	KWH	\$11,053.14	\$0.00	\$11,053.14	0.0462	99.61%
Water	0	CCF	\$43.66	\$0.00	\$43.66	0.0000	0.39%
Total Cost:			\$11,096.80	\$0.00	\$11,096.80		



Filters: Cost Center Name Not Equal To DoNotReport; Billing Period Equal To 201104

elpaso

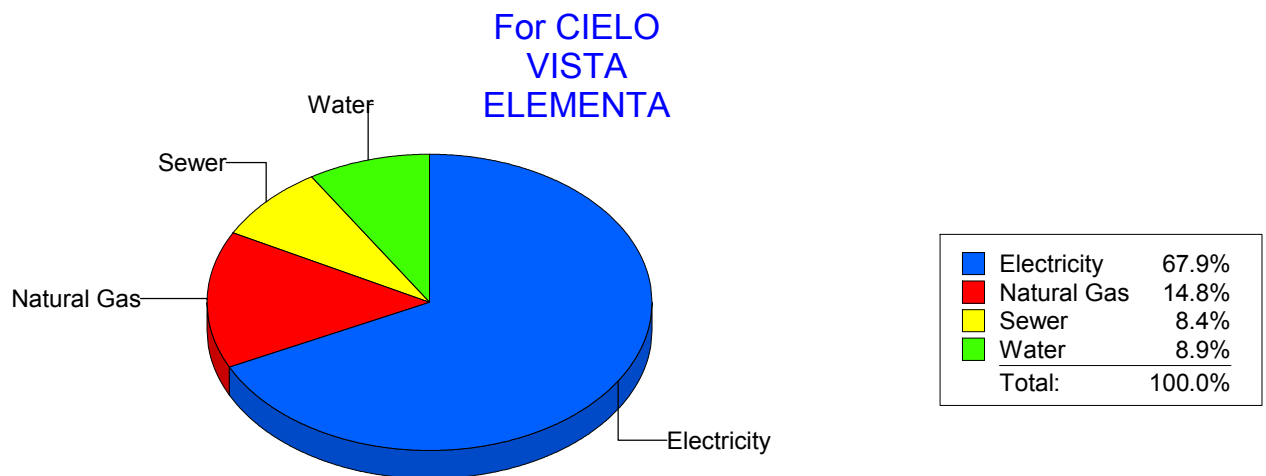
Energy CAP

Cost Avoidance Program

Cost Summary Graph

Grouped by Energy Type

Energy Type	Use	Units	Meter Cost	Special Charges	Total Cost	Avg Unit Cost	% of Total Cost
Site: CIELO VISTA ELEMENTA - CIELO VISTA ELEMENTA							
Electricity	44,480	KWH	\$2,488.04	\$0.00	\$2,488.04	0.0559	67.89%
Natural Gas	840	CCF	\$542.19	\$0.00	\$542.19	0.6455	14.80%
Water	96	CCF	\$327.82	\$0.00	\$327.82	3.4148	8.95%
Sewer	133	CCF	\$306.52	\$0.00	\$306.52	2.3047	8.36%
Total Cost:			\$3,664.57	\$0.00	\$3,664.57		



Filters: Cost Center Name Not Equal To DoNotReport; Billing Period Equal To 201104

elpaso

Energy CAP

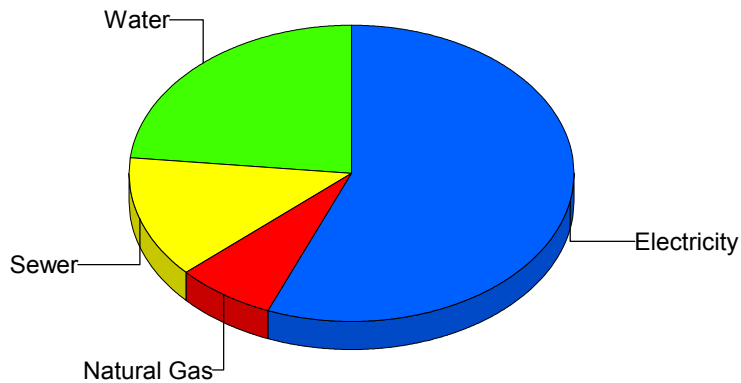
Cost Avoidance Program

Cost Summary Graph

Grouped by Energy Type

Energy Type	Use	Units	Meter Cost	Special Charges	Total Cost	Avg Unit Cost	% of Total Cost
Site: CLARDY ELEMENTARY SC - CLARDY ELEMENTARY SC							
Electricity	28,407	KWH	\$1,799.65	\$0.00	\$1,799.65	0.0634	56.21%
Natural Gas	289	CCF	\$228.15	\$0.00	\$228.15	0.7894	7.13%
Water	338	CCF	\$744.14	\$0.00	\$744.14	2.2016	23.24%
Sewer	181	CCF	\$429.72	\$0.00	\$429.72	2.3741	13.42%
Total Cost:			\$3,201.66	\$0.00	\$3,201.66		

For CLARDY
ELEMENTARY
SC



Electricity	56.2%
Natural Gas	7.1%
Sewer	13.4%
Water	23.2%
Total:	100.0%

Filters: Cost Center Name Not Equal To DoNotReport; Billing Period Equal To 201104

elpaso

Energy CAP

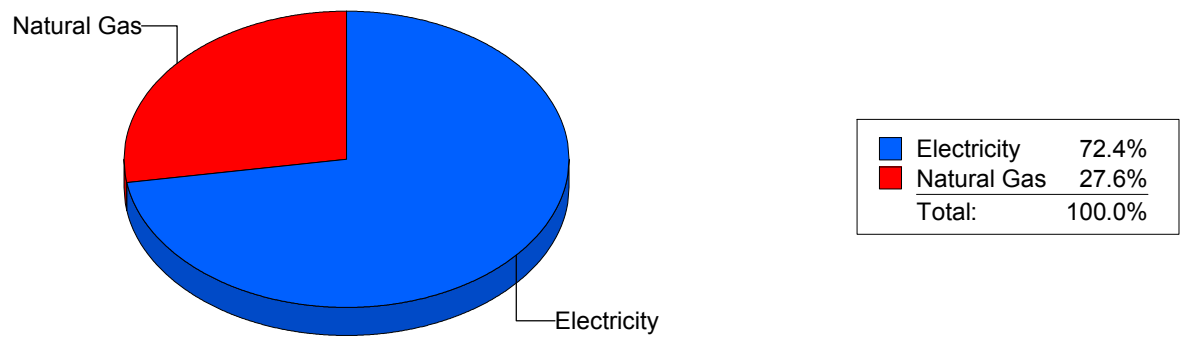
Cost Avoidance Program

Cost Summary Graph

Grouped by Energy Type

Energy Type	Use	Units	Meter Cost	Special Charges	Total Cost	Avg Unit Cost	% of Total Cost
Site: CLENDININ - CLENDININ							
Electricity	50,500	KWH	\$2,820.46	\$0.00	\$2,820.46	0.0559	72.41%
Natural Gas	1,813	CCF	\$1,074.45	\$0.00	\$1,074.45	0.5926	27.59%
Total Cost:			\$3,894.91	\$0.00	\$3,894.91		

For CLENDININ



Filters: Cost Center Name Not Equal To DoNotReport; Billing Period Equal To 201104

elpaso

Energy CAP

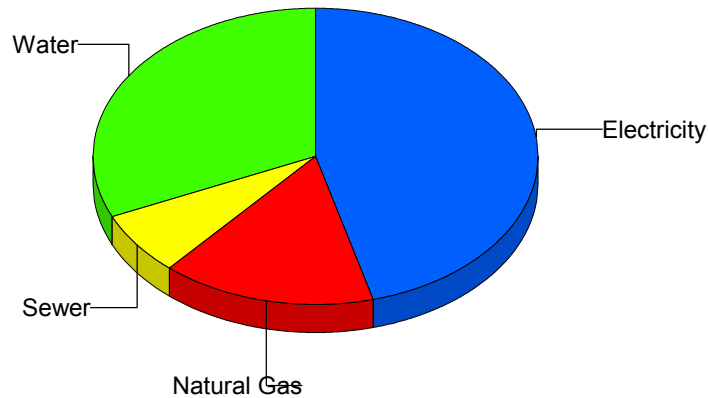
Cost Avoidance Program

Cost Summary Graph

Grouped by Energy Type

Energy Type	Use	Units	Meter Cost	Special Charges	Total Cost	Avg Unit Cost	% of Total Cost
Site: COLDWELL INTERMEDIAT - COLDWELL INTERMEDIAT							
Electricity	27,715	KWH	\$1,431.84	\$0.00	\$1,431.84	0.0517	45.79%
Natural Gas	671	CCF	\$486.06	\$0.00	\$486.06	0.7244	15.54%
Water	263	CCF	\$992.01	\$0.00	\$992.01	3.7719	31.72%
Sewer	83	CCF	\$217.13	\$0.00	\$217.13	2.6160	6.94%
Total Cost:			\$3,127.04	\$0.00	\$3,127.04		

For
COLDWELL
INTERMEDIAT



Electricity	45.8%
Natural Gas	15.5%
Sewer	6.9%
Water	31.7%
Total:	100.0%

Filters: Cost Center Name Not Equal To DoNotReport; Billing Period Equal To 201104

elpaso

Energy CAP

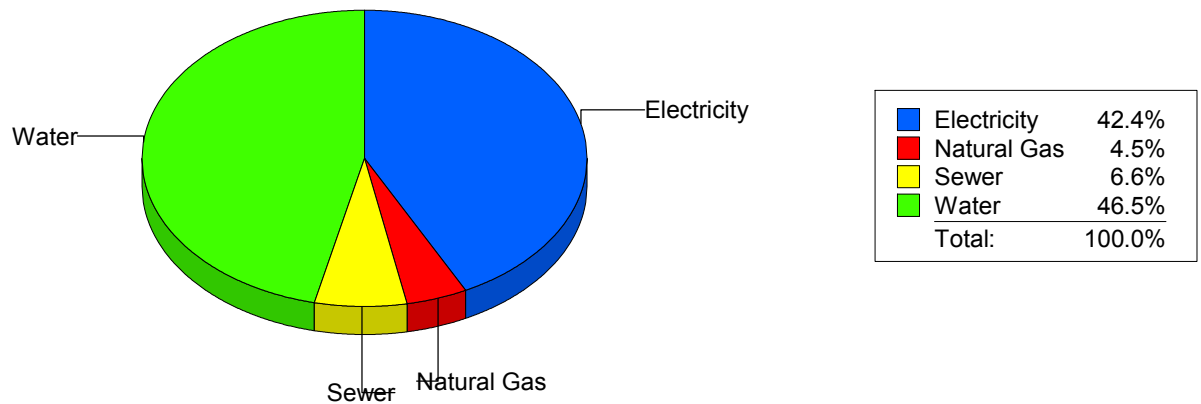
Cost Avoidance Program

Cost Summary Graph

Grouped by Energy Type

Energy Type	Use	Units	Meter Cost	Special Charges	Total Cost	Avg Unit Cost	% of Total Cost
Site: COLLINS ELEMENTARY - COLLINS ELEMENTARY							
Electricity	24,730	KWH	\$2,489.27	\$0.00	\$2,489.27	0.1007	42.43%
Natural Gas	403	CCF	\$262.19	\$0.00	\$262.19	0.6506	4.47%
Water	777	CCF	\$2,728.62	\$0.00	\$2,728.62	3.5117	46.51%
Sewer	196	CCF	\$386.53	\$0.00	\$386.53	1.9721	6.59%
Total Cost:			\$5,866.61	\$0.00	\$5,866.61		

For COLLINS
ELEMENTARY



Filters: Cost Center Name Not Equal To DoNotReport; Billing Period Equal To 201104

elpaso

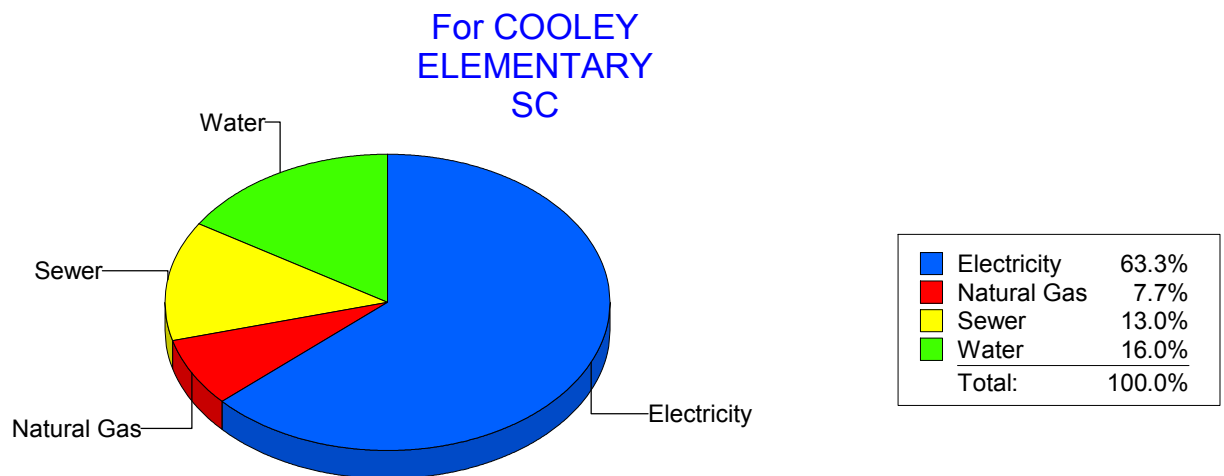
Energy CAP

Cost Avoidance Program

Cost Summary Graph

Grouped by Energy Type

Energy Type	Use	Units	Meter Cost	Special Charges	Total Cost	Avg Unit Cost	% of Total Cost
Site: COOLEY ELEMENTARY SC - COOLEY ELEMENTARY SC							
Electricity	60,600	KWH	\$2,840.89	\$0.00	\$2,840.89	0.0469	63.25%
Natural Gas	546	CCF	\$346.36	\$0.00	\$346.36	0.6344	7.71%
Water	215	CCF	\$720.64	\$0.00	\$720.64	3.3518	16.05%
Sewer	214	CCF	\$583.35	\$0.00	\$583.35	2.7259	12.99%
Total Cost:			\$4,491.24	\$0.00	\$4,491.24		



Filters: Cost Center Name Not Equal To DoNotReport; Billing Period Equal To 201104

elpaso

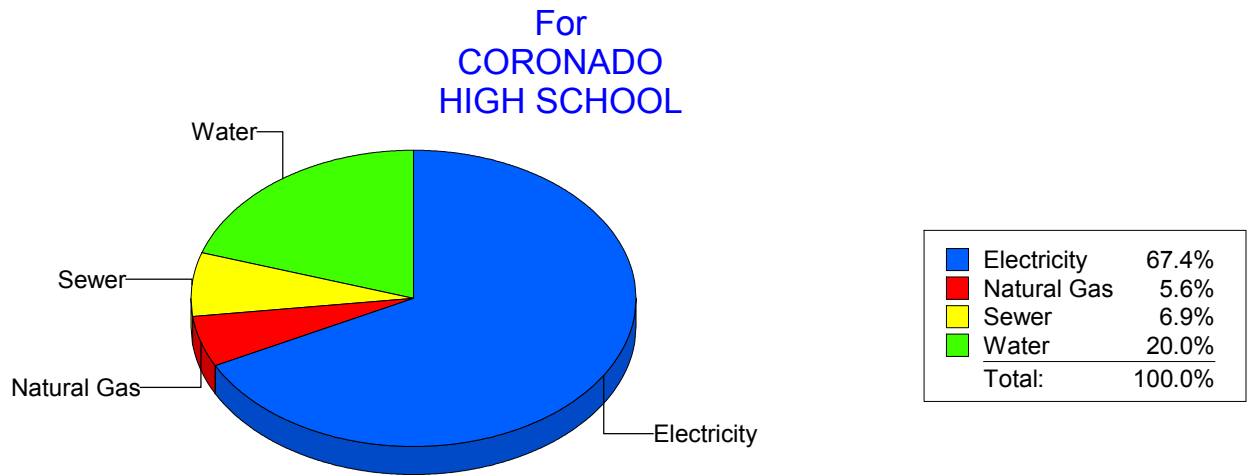
Energy CAP

Cost Avoidance Program

Cost Summary Graph

Grouped by Energy Type

Energy Type	Use	Units	Meter Cost	Special Charges	Total Cost	Avg Unit Cost	% of Total Cost
Site: CORONADO HIGH SCHOOL - CORONADO HIGH SCHOOL							
Electricity	226,613	KWH	\$13,617.41	\$0.00	\$13,617.41	0.0601	67.43%
Natural Gas	1,794	CCF	\$1,128.62	\$0.00	\$1,128.62	0.6291	5.59%
Water	2,819	CCF	\$4,046.81	\$0.00	\$4,046.81	1.4355	20.04%
Sewer	872	CCF	\$1,401.85	\$0.00	\$1,401.85	1.6076	6.94%
Total Cost:			\$20,194.69	\$0.00	\$20,194.69		



Filters: Cost Center Name Not Equal To DoNotReport; Billing Period Equal To 201104

elpaso

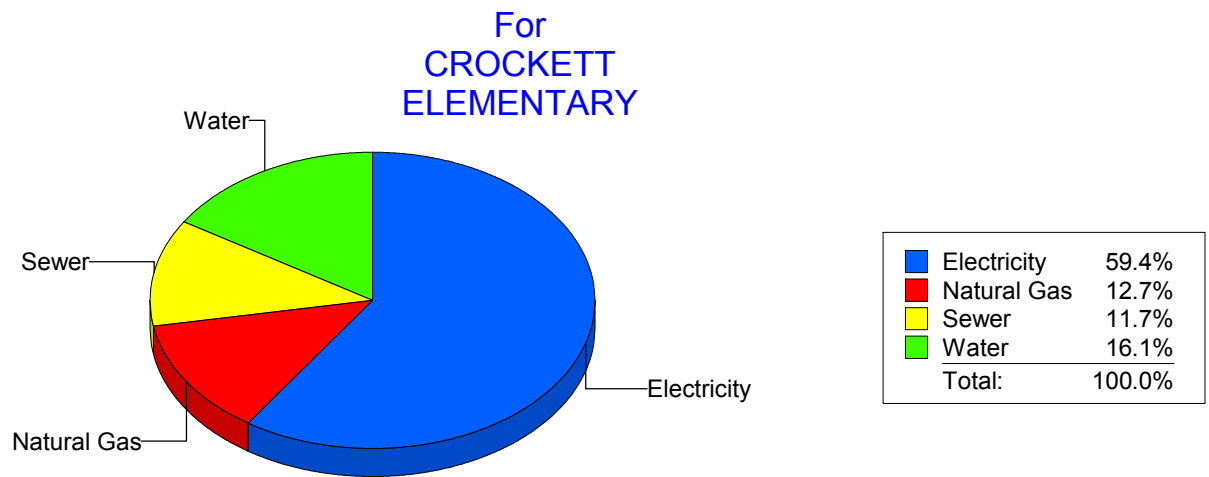
Energy CAP

Cost Avoidance Program

Cost Summary Graph

Grouped by Energy Type

Energy Type	Use	Units	Meter Cost	Special Charges	Total Cost	Avg Unit Cost	% of Total Cost
Site: CROCKETT - CROCKETT ELEMENTARY							
Electricity	30,200	KWH	\$1,532.84	\$0.00	\$1,532.84	0.0508	59.43%
Natural Gas	514	CCF	\$327.97	\$0.00	\$327.97	0.6381	12.72%
Water	169	CCF	\$416.02	\$0.00	\$416.02	2.4617	16.13%
Sewer	140	CCF	\$302.28	\$0.00	\$302.28	2.1591	11.72%
Total Cost:			\$2,579.11	\$0.00	\$2,579.11		



Filters: Cost Center Name Not Equal To DoNotReport; Billing Period Equal To 201104

elpaso

Energy CAP

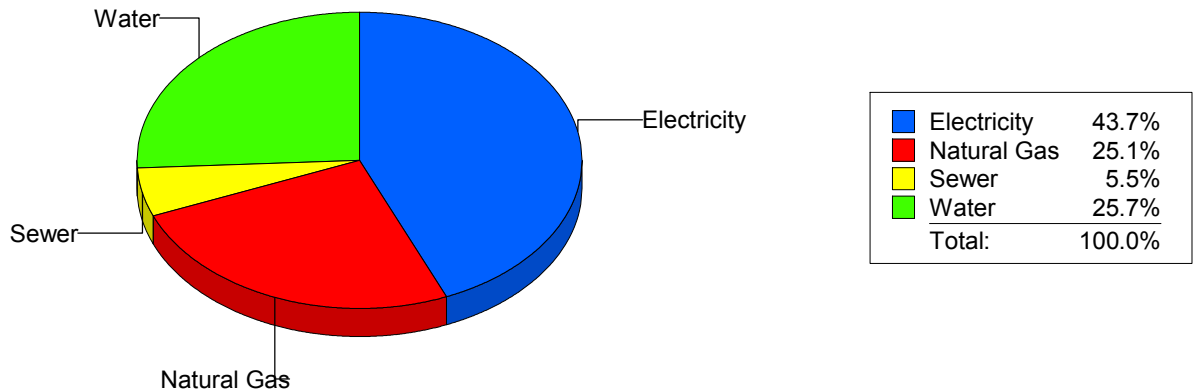
Cost Avoidance Program

Cost Summary Graph

Grouped by Energy Type

Energy Type	Use	Units	Meter Cost	Special Charges	Total Cost	Avg Unit Cost	% of Total Cost
Site: CROSBY ELEMENTARY - CROSBY ELEMENTARY							
Electricity	30,892	KWH	\$1,785.04	\$0.00	\$1,785.04	0.0578	43.69%
Natural Gas	1,669	CCF	\$1,024.77	\$0.00	\$1,024.77	0.6140	25.08%
Water	313	CCF	\$1,050.20	\$0.00	\$1,050.20	3.3553	25.70%
Sewer	80	CCF	\$226.08	\$0.00	\$226.08	2.8260	5.53%
Total Cost:			\$4,086.09	\$0.00	\$4,086.09		

For CROSBY
ELEMENTARY



Filters: Cost Center Name Not Equal To DoNotReport; Billing Period Equal To 201104

elpaso

Energy CAP

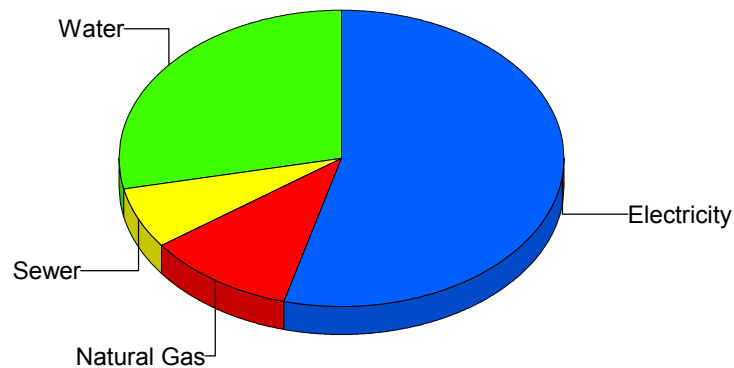
Cost Avoidance Program

Cost Summary Graph

Grouped by Energy Type

Energy Type	Use	Units	Meter Cost	Special Charges	Total Cost	Avg Unit Cost	% of Total Cost
Site: DOUGLASS ELEMENTARY - DOUGLASS ELEMENTARY							
Electricity	37,788	KWH	\$1,943.86	\$0.00	\$1,943.86	0.0514	54.30%
Natural Gas	549	CCF	\$381.25	\$0.00	\$381.25	0.6944	10.65%
Water	299	CCF	\$1,014.38	\$0.00	\$1,014.38	3.3926	28.34%
Sewer	93	CCF	\$240.31	\$0.00	\$240.31	2.5840	6.71%
Total Cost:			\$3,579.80	\$0.00	\$3,579.80		

For
DOUGLASS
ELEMENTARY



Electricity	54.3%
Natural Gas	10.7%
Sewer	6.7%
Water	28.3%
Total:	100.0%

Filters: Cost Center Name Not Equal To DoNotReport; Billing Period Equal To 201104

elpaso

Energy CAP

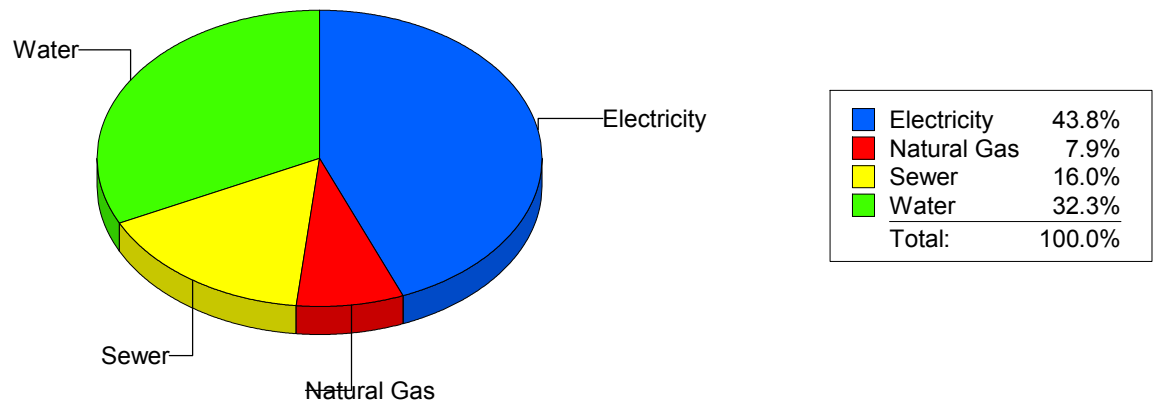
Cost Avoidance Program

Cost Summary Graph

Grouped by Energy Type

Energy Type	Use	Units	Meter Cost	Special Charges	Total Cost	Avg Unit Cost	% of Total Cost
Site: DOWELL ELEMENTARY - DOWELL ELEMENTARY							
Electricity	21,447	KWH	\$1,406.51	\$0.00	\$1,406.51	0.0656	43.79%
Natural Gas	387	CCF	\$252.90	\$0.00	\$252.90	0.6535	7.87%
Water	556	CCF	\$1,038.34	\$0.00	\$1,038.34	1.8675	32.33%
Sewer	366	CCF	\$514.30	\$0.00	\$514.30	1.4052	16.01%
Total Cost:			\$3,212.05	\$0.00	\$3,212.05		

For DOWELL
ELEMENTARY



Filters: Cost Center Name Not Equal To DoNotReport; Billing Period Equal To 201104

elpaso

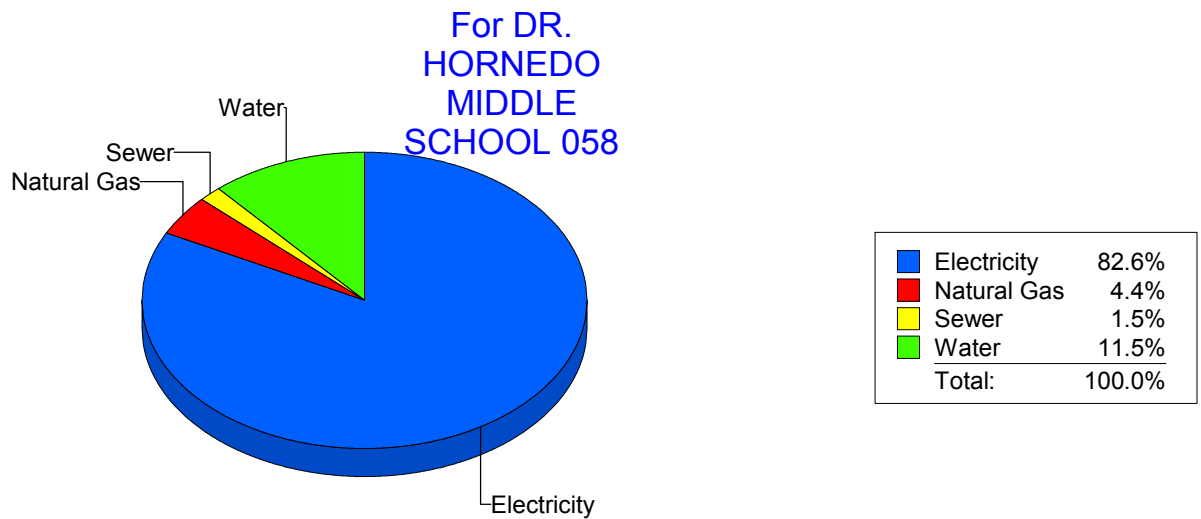
Energy CAP

Cost Avoidance Program

Cost Summary Graph

Grouped by Energy Type

Energy Type	Use	Units	Meter Cost	Special Charges	Total Cost	Avg Unit Cost	% of Total Cost
Site: DRHORNEDOMIDDLESCHOOL - DR. HORNEDO MIDDLE SCHOOL 058							
Electricity	113,600	KWH	\$18,667.93	\$0.00	\$18,667.93	0.1643	82.55%
Natural Gas	1,690	CCF	\$1,003.77	\$0.00	\$1,003.77	0.5939	4.44%
Water	771	CCF	\$2,592.12	\$0.00	\$2,592.12	3.3620	11.46%
Sewer	108	CCF	\$349.11	\$0.00	\$349.11	3.2325	1.54%
Total Cost:			\$22,612.93	\$0.00	\$22,612.93		



Filters: Cost Center Name Not Equal To DoNotReport; Billing Period Equal To 201104

elpaso

Energy CAP

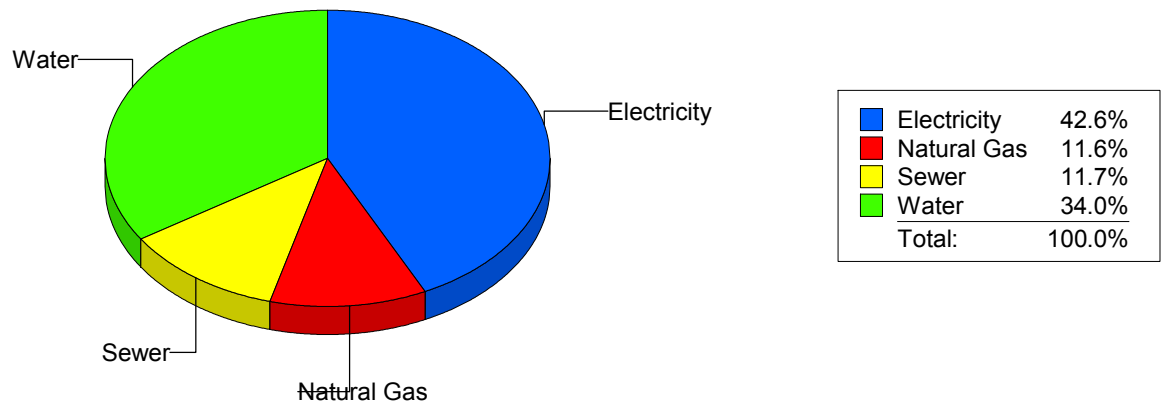
Cost Avoidance Program

Cost Summary Graph

Grouped by Energy Type

Energy Type	Use	Units	Meter Cost	Special Charges	Total Cost	Avg Unit Cost	% of Total Cost
Site: DR. L.A. NIXON ELEME - DR. L.A. NIXON ELEME							
Electricity	39,680	KWH	\$2,033.79	\$0.00	\$2,033.79	0.0513	42.65%
Natural Gas	846	CCF	\$552.69	\$0.00	\$552.69	0.6533	11.59%
Water	642	CCF	\$1,623.18	\$0.00	\$1,623.18	2.5283	34.04%
Sewer	244	CCF	\$559.21	\$0.00	\$559.21	2.2918	11.73%
Total Cost:			\$4,768.87	\$0.00	\$4,768.87		

For DR. L.A.
NIXON ELEME



Filters: Cost Center Name Not Equal To DoNotReport; Billing Period Equal To 201104

elpaso

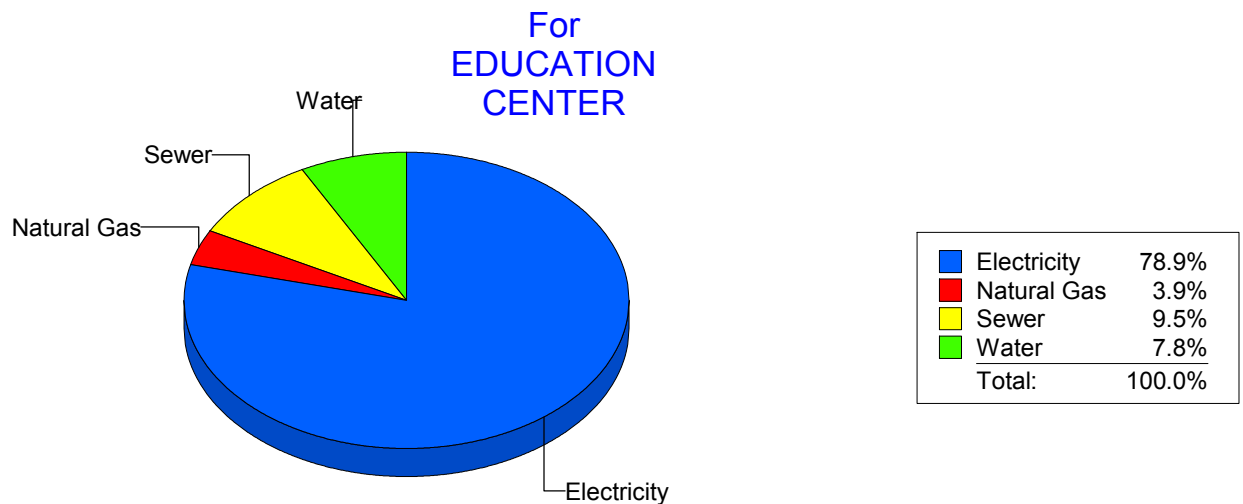
Energy CAP

Cost Avoidance Program

Cost Summary Graph

Grouped by Energy Type

Energy Type	Use	Units	Meter Cost	Special Charges	Total Cost	Avg Unit Cost	% of Total Cost
Site: EDUCATION CENTER - EDUCATION CENTER							
Electricity	304,756	KWH	\$9,566.78	\$0.00	\$9,566.78	0.0314	78.87%
Natural Gas	765	CCF	\$472.20	\$0.00	\$472.20	0.6173	3.89%
Water	354	CCF	\$942.61	\$0.00	\$942.61	2.6627	7.77%
Sewer	659	CCF	\$1,148.50	\$0.00	\$1,148.50	1.7428	9.47%
Total Cost:			\$12,130.09	\$0.00	\$12,130.09		



Filters: Cost Center Name Not Equal To DoNotReport; Billing Period Equal To 201104

elpaso

Energy CAP

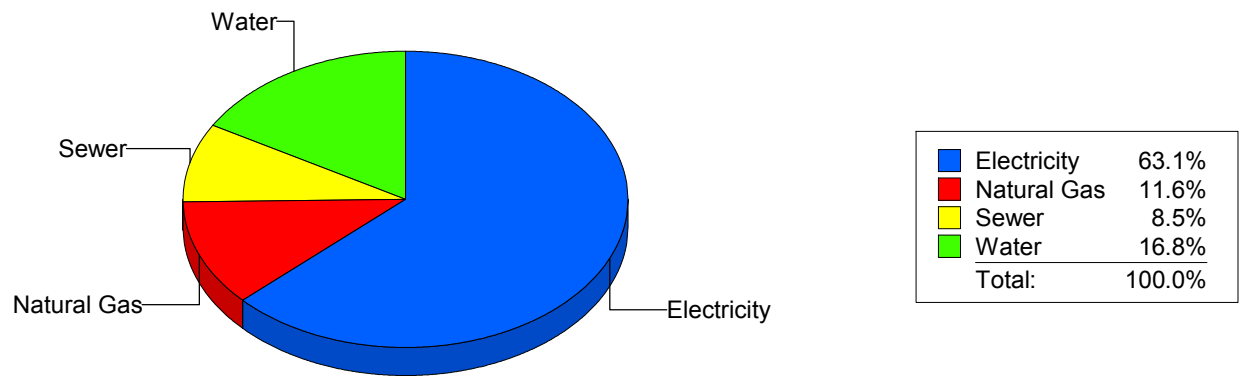
Cost Avoidance Program

Cost Summary Graph

Grouped by Energy Type

Energy Type	Use	Units	Meter Cost	Special Charges	Total Cost	Avg Unit Cost	% of Total Cost
Site: EL PASO HIGH SCHOOL - EL PASO HIGH SCHOOL							
Electricity	163,485	KWH	\$8,706.84	\$0.00	\$8,706.84	0.0533	63.07%
Natural Gas	2,482	CCF	\$1,606.66	\$0.00	\$1,606.66	0.6473	11.64%
Water	993	CCF	\$2,312.60	\$0.00	\$2,312.60	2.3289	16.75%
Sewer	604	CCF	\$1,178.88	\$0.00	\$1,178.88	1.9518	8.54%
Total Cost:			\$13,804.98	\$0.00	\$13,804.98		

For EL PASO
HIGH SCHOOL



Filters: Cost Center Name Not Equal To DoNotReport; Billing Period Equal To 201104

elpaso

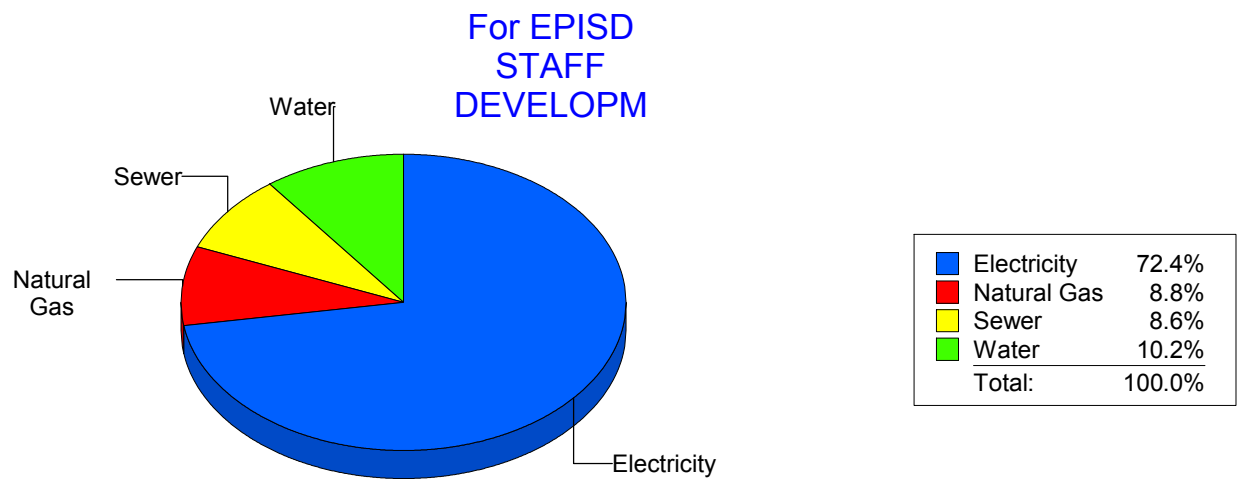
Energy CAP

Cost Avoidance Program

Cost Summary Graph

Grouped by Energy Type

Energy Type	Use	Units	Meter Cost	Special Charges	Total Cost	Avg Unit Cost	% of Total Cost
Site: EPISD STAFF DEVELOPM - EPISD STAFF DEVELOPM							
Electricity	15,640	KWH	\$702.26	\$0.00	\$702.26	0.0449	72.37%
Natural Gas	106	CCF	\$85.45	\$0.00	\$85.45	0.8061	8.81%
Water	24	CCF	\$98.94	\$0.00	\$98.94	4.1225	10.20%
Sewer	27	CCF	\$83.77	\$0.00	\$83.77	3.1026	8.63%
Total Cost:			\$970.42	\$0.00	\$970.42		



Filters: Cost Center Name Not Equal To DoNotReport; Billing Period Equal To 201104

elpaso

Energy CAP

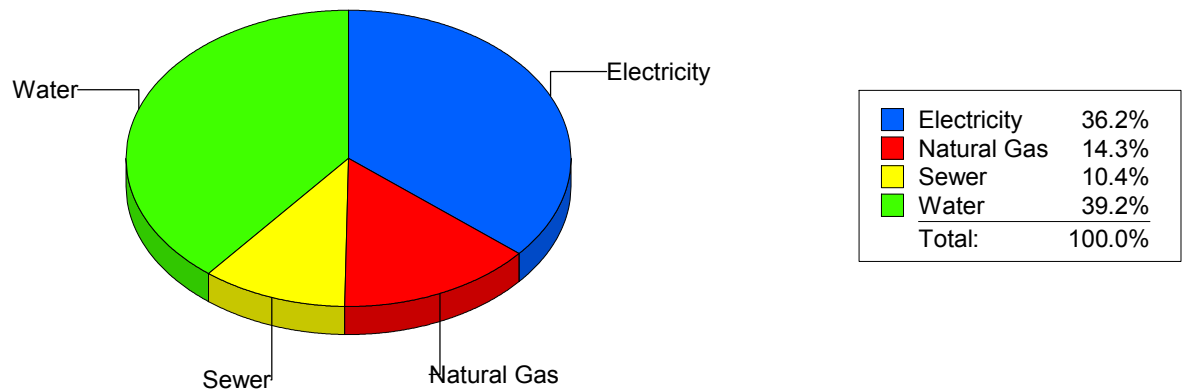
Cost Avoidance Program

Cost Summary Graph

Grouped by Energy Type

Energy Type	Use	Units	Meter Cost	Special Charges	Total Cost	Avg Unit Cost	% of Total Cost
Site: FANNIN ELEMENTARY - FANNIN ELEMENTARY							
Electricity	22,429	KWH	\$1,422.17	\$0.00	\$1,422.17	0.0634	36.16%
Natural Gas	806	CCF	\$560.95	\$0.00	\$560.95	0.6960	14.26%
Water	622	CCF	\$1,540.91	\$0.00	\$1,540.91	2.4773	39.17%
Sewer	165	CCF	\$409.40	\$0.00	\$409.40	2.4812	10.41%
Total Cost:			\$3,933.43	\$0.00	\$3,933.43		

For FANNIN
ELEMENTARY



Filters: Cost Center Name Not Equal To DoNotReport; Billing Period Equal To 201104

elpaso

Energy CAP

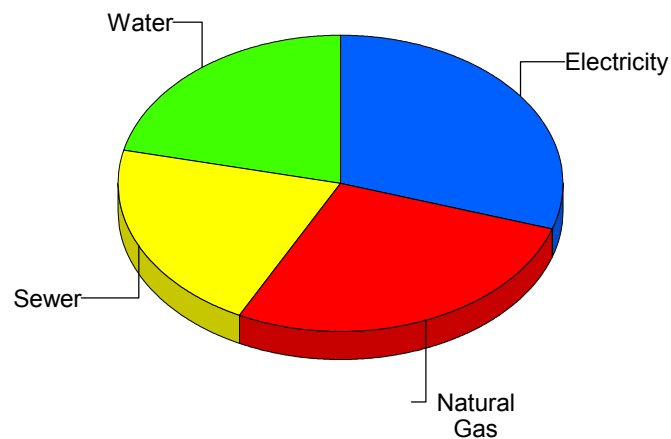
Cost Avoidance Program

Cost Summary Graph

Grouped by Energy Type

Energy Type	Use	Units	Meter Cost	Special Charges	Total Cost	Avg Unit Cost	% of Total Cost
Site: FINE ARTS/MULTIMEDIA - FINE ARTS/MULTIMEDIA							
Electricity	6,253	KWH	\$359.68	\$0.00	\$359.68	0.0575	29.93%
Natural Gas	522	CCF	\$332.56	\$0.00	\$332.56	0.6371	27.67%
Water	134	CCF	\$256.93	\$0.00	\$256.93	1.9174	21.38%
Sewer	150	CCF	\$252.74	\$0.00	\$252.74	1.6849	21.03%
Total Cost:			\$1,201.91	\$0.00	\$1,201.91		

For FINE
ARTS/MULTIMEDIA



Filters: Cost Center Name Not Equal To DoNotReport; Billing Period Equal To 201104

elpaso

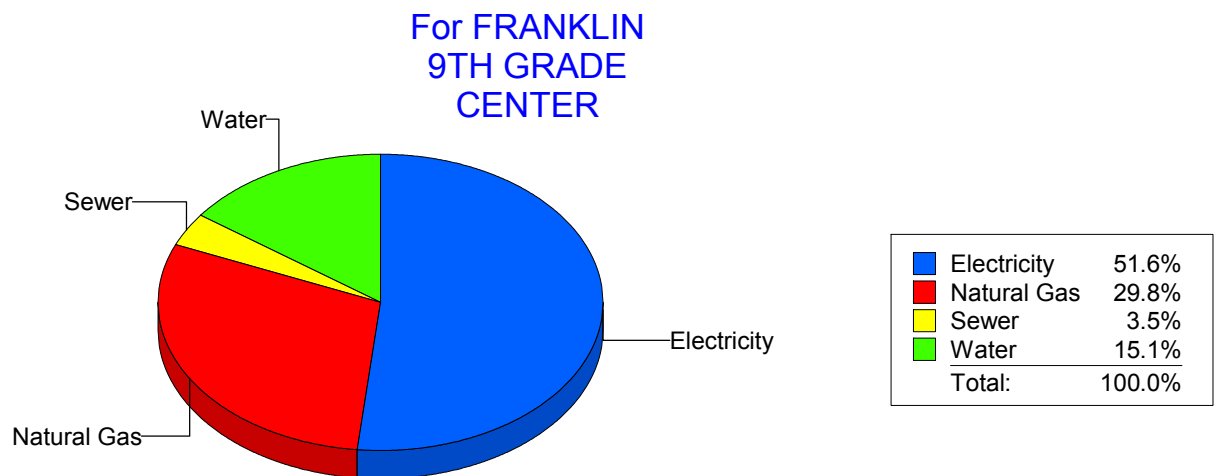
Energy CAP

Cost Avoidance Program

Cost Summary Graph

Grouped by Energy Type

Energy Type	Use	Units	Meter Cost	Special Charges	Total Cost	Avg Unit Cost	% of Total Cost
Site: FRANKLIN9THGRADECENTER - FRANKLIN 9TH GRADE CENTER							
Electricity	203,000	KWH	\$4,927.52	\$0.00	\$4,927.52	0.0243	51.55%
Natural Gas	4,931	CCF	\$2,846.53	\$0.00	\$2,846.53	0.5773	29.78%
Water	980	CCF	\$1,445.44	\$0.00	\$1,445.44	1.4749	15.12%
Sewer	100	CCF	\$338.95	\$0.00	\$338.95	3.3895	3.55%
Total Cost:			\$9,558.44	\$0.00	\$9,558.44		



Filters: Cost Center Name Not Equal To DoNotReport; Billing Period Equal To 201104

elpaso

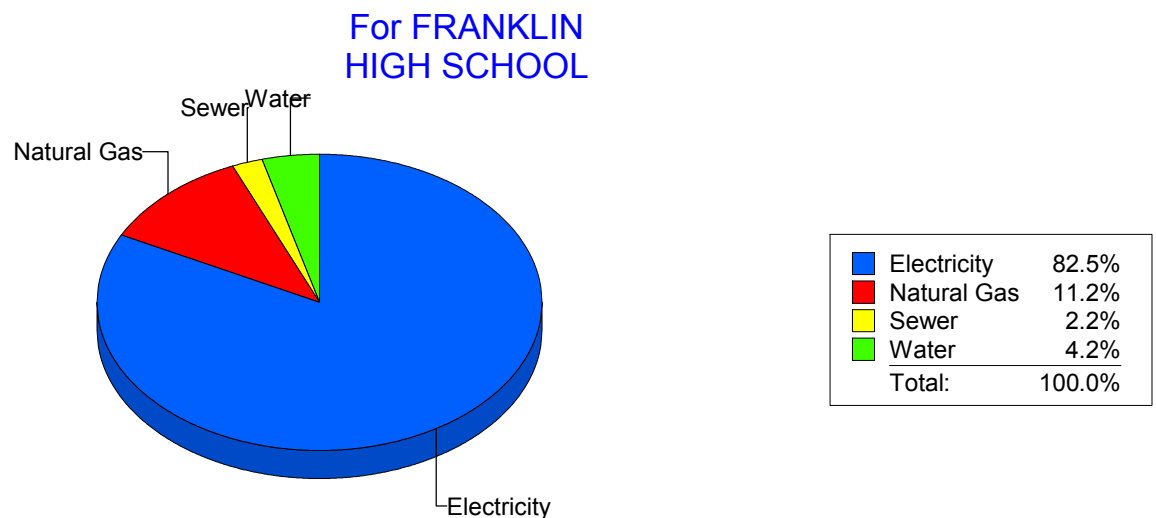
Energy CAP

Cost Avoidance Program

Cost Summary Graph

Grouped by Energy Type

Energy Type	Use	Units	Meter Cost	Special Charges	Total Cost	Avg Unit Cost	% of Total Cost
Site: FRANKLIN HIGH SCHOOL - FRANKLIN HIGH SCHOOL							
Electricity	308,479	KWH	\$23,057.57	\$0.00	\$23,057.57	0.0747	82.45%
Natural Gas	5,380	CCF	\$3,128.65	\$0.00	\$3,128.65	0.5815	11.19%
Water	572	CCF	\$1,176.24	\$0.00	\$1,176.24	2.0564	4.21%
Sewer	307	CCF	\$601.84	\$0.00	\$601.84	1.9604	2.15%
Total Cost:			\$27,964.30	\$0.00	\$27,964.30		



Filters: Cost Center Name Not Equal To DoNotReport; Billing Period Equal To 201104

elpaso

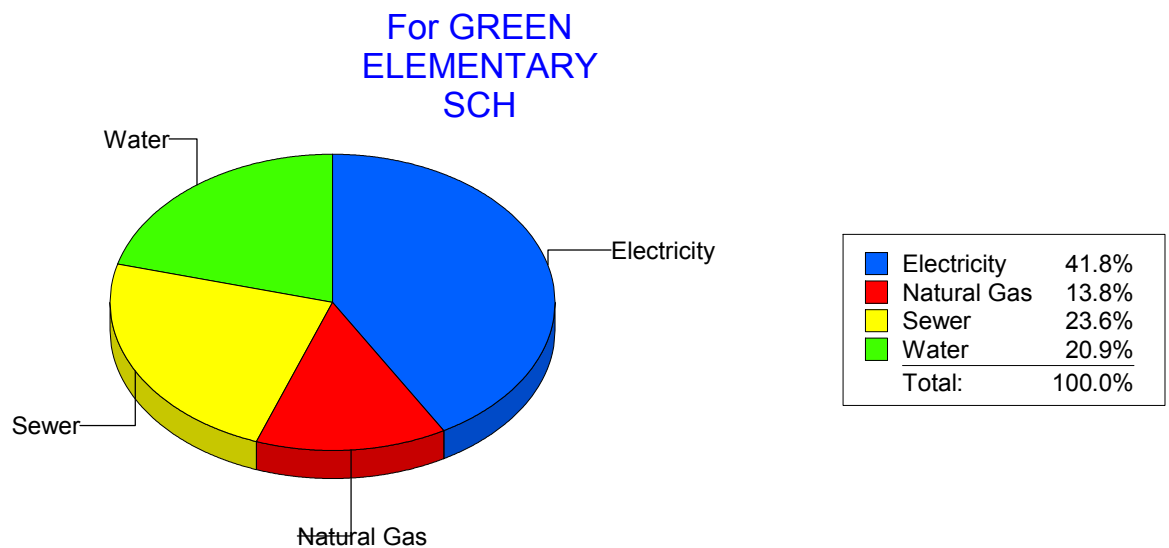
Energy CAP

Cost Avoidance Program

Cost Summary Graph

Grouped by Energy Type

Energy Type	Use	Units	Meter Cost	Special Charges	Total Cost	Avg Unit Cost	% of Total Cost
Site: GREEN ELEMENTARY SCH - GREEN ELEMENTARY SCH							
Electricity	31,500	KWH	\$1,457.40	\$0.00	\$1,457.40	0.0463	41.79%
Natural Gas	736	CCF	\$480.88	\$0.00	\$480.88	0.6534	13.79%
Water	300	CCF	\$727.47	\$0.00	\$727.47	2.4249	20.86%
Sewer	431	CCF	\$821.56	\$0.00	\$821.56	1.9062	23.56%
Total Cost:			\$3,487.31	\$0.00	\$3,487.31		



Filters: Cost Center Name Not Equal To DoNotReport; Billing Period Equal To 201104

elpaso

Energy CAP

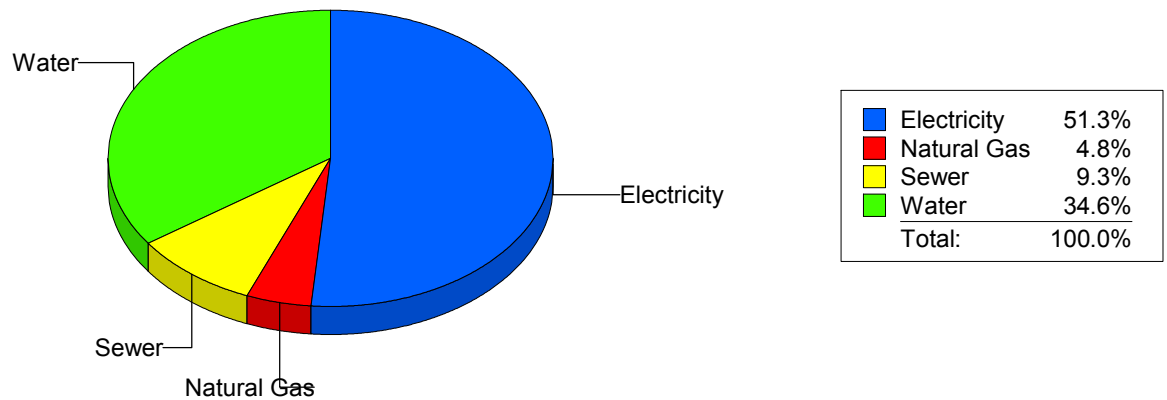
Cost Avoidance Program

Cost Summary Graph

Grouped by Energy Type

Energy Type	Use	Units	Meter Cost	Special Charges	Total Cost	Avg Unit Cost	% of Total Cost
Site: GUILLEN MIDDLE SCHOO - GUILLEN MIDDLE SCHOO							
Electricity	76,515	KWH	\$3,414.31	\$0.00	\$3,414.31	0.0446	51.29%
Natural Gas	439	CCF	\$317.66	\$0.00	\$317.66	0.7236	4.77%
Water	1,040	CCF	\$2,304.20	\$0.00	\$2,304.20	2.2156	34.62%
Sewer	331	CCF	\$620.22	\$0.00	\$620.22	1.8738	9.32%
Total Cost:			\$6,656.39	\$0.00	\$6,656.39		

For GUILLEN
MIDDLE
SCHOO



Filters: Cost Center Name Not Equal To DoNotReport; Billing Period Equal To 201104

elpaso

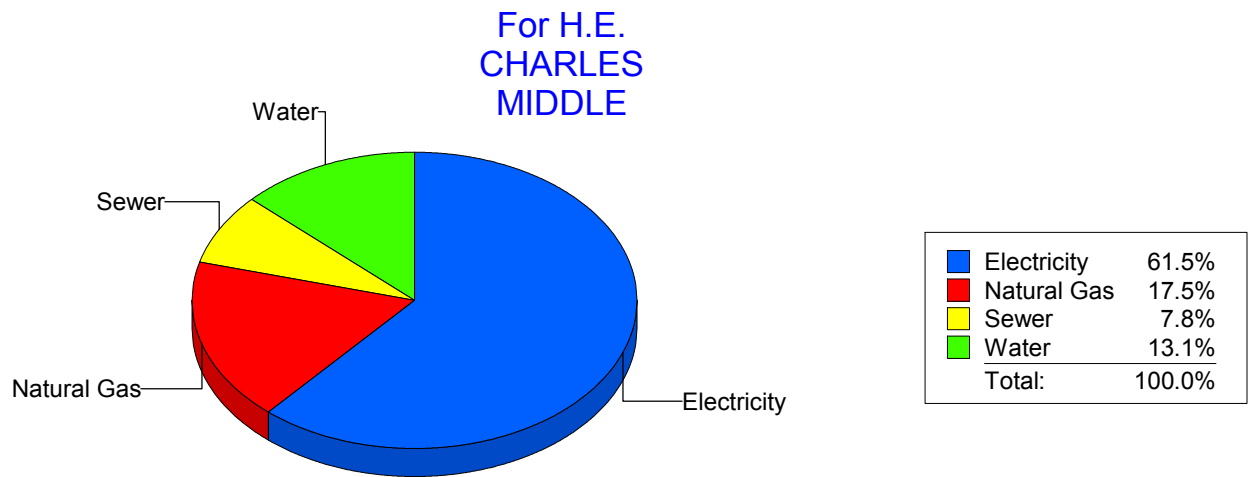
Energy CAP

Cost Avoidance Program

Cost Summary Graph

Grouped by Energy Type

Energy Type	Use	Units	Meter Cost	Special Charges	Total Cost	Avg Unit Cost	% of Total Cost
Site: H.E. CHARLES MIDDLE - H.E. CHARLES MIDDLE							
Electricity	78,623	KWH	\$4,015.72	\$0.00	\$4,015.72	0.0511	61.50%
Natural Gas	1,936	CCF	\$1,145.13	\$0.00	\$1,145.13	0.5915	17.54%
Water	414	CCF	\$858.51	\$0.00	\$858.51	2.0737	13.15%
Sewer	235	CCF	\$510.40	\$0.00	\$510.40	2.1719	7.82%
Total Cost:			\$6,529.76	\$0.00	\$6,529.76		



Filters: Cost Center Name Not Equal To DoNotReport; Billing Period Equal To 201104

el Paso

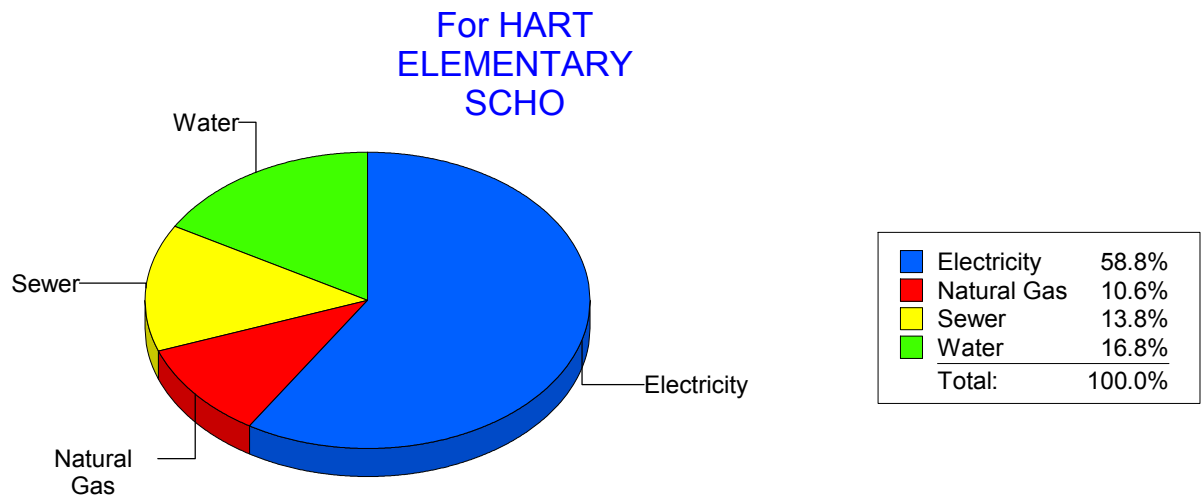
Energy CAP

Cost Avoidance Program

Cost Summary Graph

Grouped by Energy Type

Energy Type	Use	Units	Meter Cost	Special Charges	Total Cost	Avg Unit Cost	% of Total Cost
Site: HART ELEMENTARY SCHO - HART ELEMENTARY SCHO							
Electricity	21,479	KWH	\$1,321.01	\$0.00	\$1,321.01	0.0615	58.81%
Natural Gas	363	CCF	\$238.40	\$0.00	\$238.40	0.6567	10.61%
Water	166	CCF	\$376.59	\$0.00	\$376.59	2.2686	16.77%
Sewer	128	CCF	\$310.28	\$0.00	\$310.28	2.4241	13.81%
Total Cost:			\$2,246.28	\$0.00	\$2,246.28		



Filters: Cost Center Name Not Equal To DoNotReport; Billing Period Equal To 201104

elpaso

Energy CAP

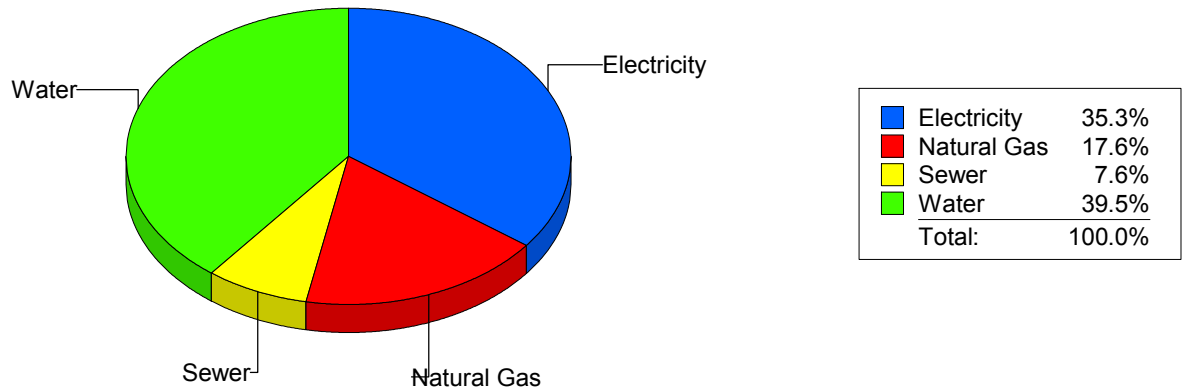
Cost Avoidance Program

Cost Summary Graph

Grouped by Energy Type

Energy Type	Use	Units	Meter Cost	Special Charges	Total Cost	Avg Unit Cost	% of Total Cost
Site: HAWKINS ELEMENTARY S - HAWKINS ELEMENTARY S							
Electricity	23,517	KWH	\$998.58	\$0.00	\$998.58	0.0425	35.33%
Natural Gas	809	CCF	\$497.48	\$0.00	\$497.48	0.6149	17.60%
Water	292	CCF	\$1,116.70	\$0.00	\$1,116.70	3.8243	39.51%
Sewer	70	CCF	\$213.38	\$0.00	\$213.38	3.0483	7.55%
Total Cost:			\$2,826.14	\$0.00	\$2,826.14		

For HAWKINS
ELEMENTARY
S



Filters: Cost Center Name Not Equal To DoNotReport; Billing Period Equal To 201104

elpaso

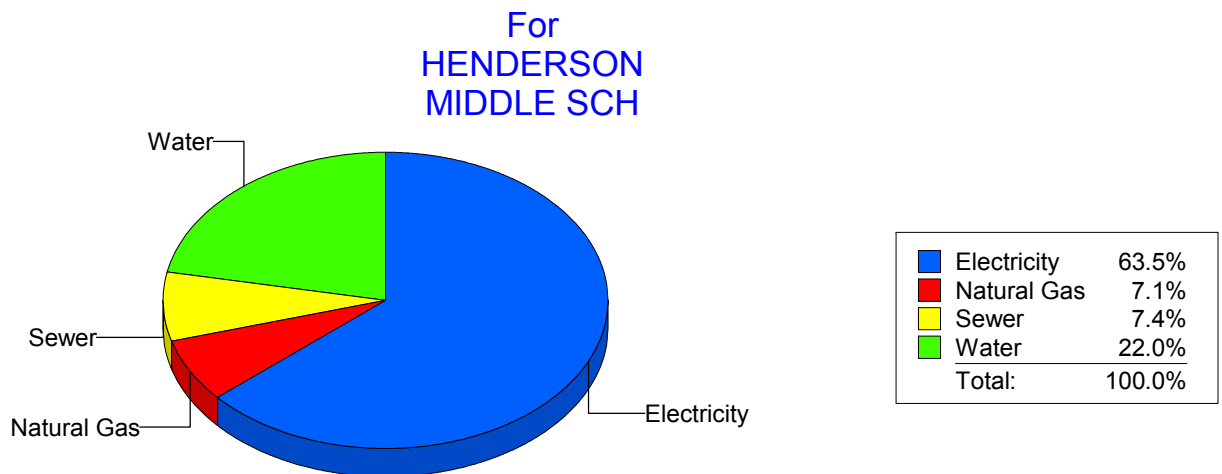
Energy CAP

Cost Avoidance Program

Cost Summary Graph

Grouped by Energy Type

Energy Type	Use	Units	Meter Cost	Special Charges	Total Cost	Avg Unit Cost	% of Total Cost
Site: HENDERSON MIDDLE SCH - HENDERSON MIDDLE SCH							
Electricity	50,636	KWH	\$2,757.05	\$0.00	\$2,757.05	0.0544	63.49%
Natural Gas	482	CCF	\$309.21	\$0.00	\$309.21	0.6415	7.12%
Water	466	CCF	\$954.72	\$0.00	\$954.72	2.0488	21.99%
Sewer	204	CCF	\$321.32	\$0.00	\$321.32	1.5751	7.40%
Total Cost:			\$4,342.30	\$0.00	\$4,342.30		



Filters: Cost Center Name Not Equal To DoNotReport; Billing Period Equal To 201104

elpaso

Energy CAP

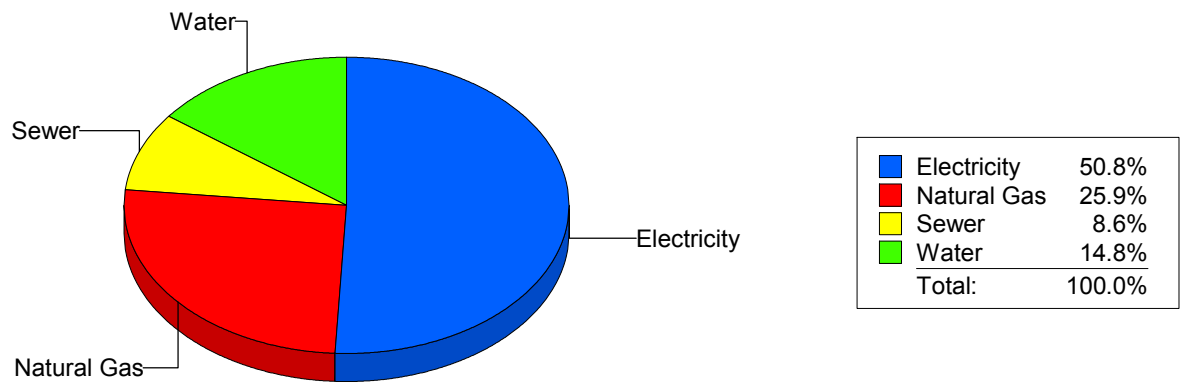
Cost Avoidance Program

Cost Summary Graph

Grouped by Energy Type

Energy Type	Use	Units	Meter Cost	Special Charges	Total Cost	Avg Unit Cost	% of Total Cost
Site: HERCULES COTTAGES - HERCULES COTTAGES							
Electricity	3,893	KWH	\$337.45	\$0.00	\$337.45	0.0867	50.75%
Natural Gas	4	CCF	\$172.07	\$0.00	\$172.07	43.0175	25.88%
Water	39	CCF	\$98.40	\$0.00	\$98.40	2.5231	14.80%
Sewer	21	CCF	\$57.00	\$0.00	\$57.00	2.7143	8.57%
Total Cost:			\$664.92	\$0.00	\$664.92		

For HERCULES COTTAGES



Filters: Cost Center Name Not Equal To DoNotReport; Billing Period Equal To 201104

elpaso

Energy CAP

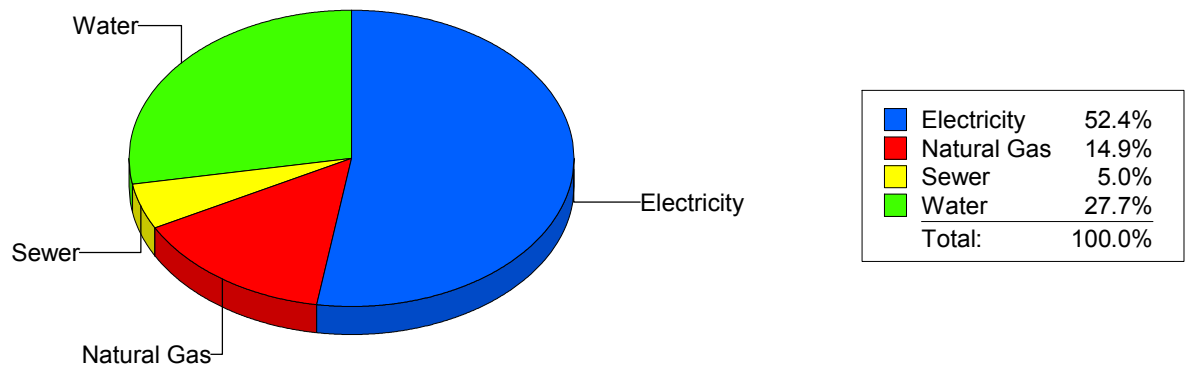
Cost Avoidance Program

Cost Summary Graph

Grouped by Energy Type

Energy Type	Use	Units	Meter Cost	Special Charges	Total Cost	Avg Unit Cost	% of Total Cost
Site: HERRERA - HERRERA ELEMENTARY							
Electricity	56,000	KWH	\$3,354.13	\$0.00	\$3,354.13	0.0599	52.39%
Natural Gas	1,606	CCF	\$955.49	\$0.00	\$955.49	0.5950	14.93%
Water	497	CCF	\$1,773.62	\$0.00	\$1,773.62	3.5687	27.70%
Sewer	84	CCF	\$318.63	\$0.00	\$318.63	3.7932	4.98%
Total Cost:			\$6,401.87	\$0.00	\$6,401.87		

For HERRERA
ELEMENTARY



Filters: Cost Center Name Not Equal To DoNotReport; Billing Period Equal To 201104

elpaso

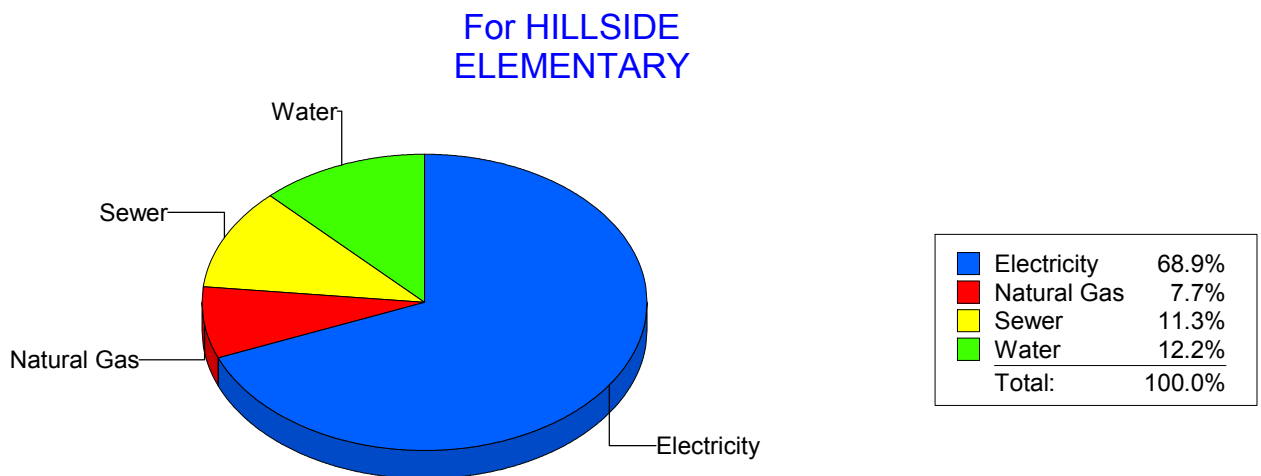
Energy CAP

Cost Avoidance Program

Cost Summary Graph

Grouped by Energy Type

Energy Type	Use	Units	Meter Cost	Special Charges	Total Cost	Avg Unit Cost	% of Total Cost
Site: HILLSIDE ELEMENTARY - HILLSIDE ELEMENTARY							
Electricity	31,311	KWH	\$2,070.41	\$0.00	\$2,070.41	0.0661	68.88%
Natural Gas	181	CCF	\$231.06	\$0.00	\$231.06	1.2766	7.69%
Water	123	CCF	\$366.17	\$0.00	\$366.17	2.9770	12.18%
Sewer	109	CCF	\$338.28	\$0.00	\$338.28	3.1035	11.25%
Total Cost:			\$3,005.92	\$0.00	\$3,005.92		



Filters: Cost Center Name Not Equal To DoNotReport; Billing Period Equal To 201104

elpaso

Energy CAP

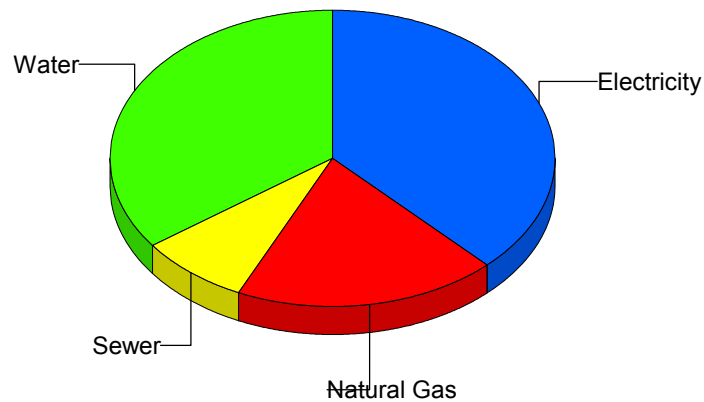
Cost Avoidance Program

Cost Summary Graph

Grouped by Energy Type

Energy Type	Use	Units	Meter Cost	Special Charges	Total Cost	Avg Unit Cost	% of Total Cost
Site: HOUSTON INTERMEDIATE - HOUSTON INTERMEDIATE							
Electricity	26,794	KWH	\$1,091.62	\$0.00	\$1,091.62	0.0407	37.80%
Natural Gas	788	CCF	\$551.18	\$0.00	\$551.18	0.6995	19.09%
Water	198	CCF	\$1,007.32	\$0.00	\$1,007.32	5.0875	34.88%
Sewer	22	CCF	\$237.90	\$0.00	\$237.90	10.8136	8.24%
Total Cost:			\$2,888.02	\$0.00	\$2,888.02		

For HOUSTON
INTERMEDIATE



Electricity	37.8%
Natural Gas	19.1%
Sewer	8.2%
Water	34.9%
Total:	100.0%

Filters: Cost Center Name Not Equal To DoNotReport; Billing Period Equal To 201104

elpaso

Energy CAP

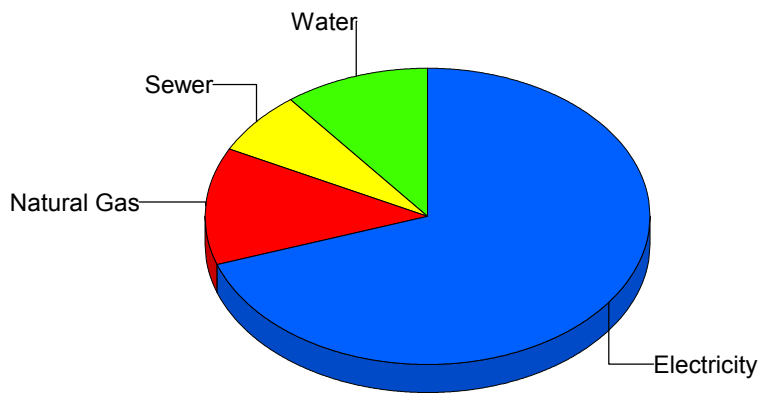
Cost Avoidance Program

Cost Summary Graph

Grouped by Energy Type

Energy Type	Use	Units	Meter Cost	Special Charges	Total Cost	Avg Unit Cost	% of Total Cost
Site: MOYE - HR MOYE							
Electricity	70,080	KWH	\$3,380.94	\$0.00	\$3,380.94	0.0482	69.75%
Natural Gas	1,019	CCF	\$618.17	\$0.00	\$618.17	0.6066	12.75%
Water	157	CCF	\$505.59	\$0.00	\$505.59	3.2203	10.43%
Sewer	103	CCF	\$342.76	\$0.00	\$342.76	3.3278	7.07%
Total Cost:			\$4,847.46	\$0.00	\$4,847.46		

For HR MOYE



Electricity	69.7%
Natural Gas	12.8%
Sewer	7.1%
Water	10.4%
Total:	100.0%

Filters: Cost Center Name Not Equal To DoNotReport; Billing Period Equal To 201104

elpaso

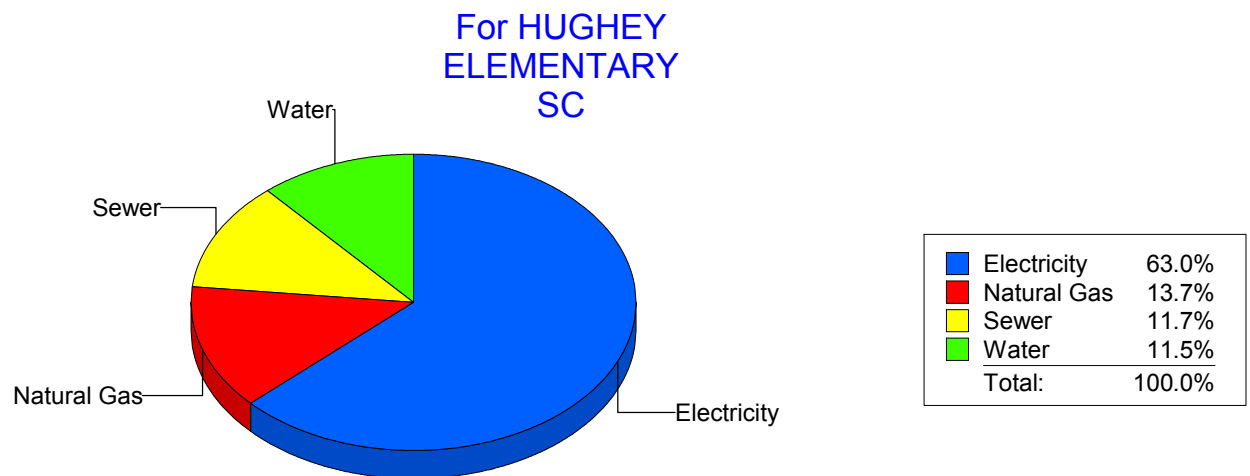
Energy CAP

Cost Avoidance Program

Cost Summary Graph

Grouped by Energy Type

Energy Type	Use	Units	Meter Cost	Special Charges	Total Cost	Avg Unit Cost	% of Total Cost
Site: HUGHEY ELEMENTARY SC - HUGHEY ELEMENTARY SC							
Electricity	27,880	KWH	\$1,963.22	\$0.00	\$1,963.22	0.0704	63.04%
Natural Gas	629	CCF	\$426.74	\$0.00	\$426.74	0.6784	13.70%
Water	161	CCF	\$358.71	\$0.00	\$358.71	2.2280	11.52%
Sewer	190	CCF	\$365.78	\$0.00	\$365.78	1.9252	11.74%
Total Cost:			\$3,114.45	\$0.00	\$3,114.45		



Filters: Cost Center Name Not Equal To DoNotReport; Billing Period Equal To 201104

elpaso

Energy CAP

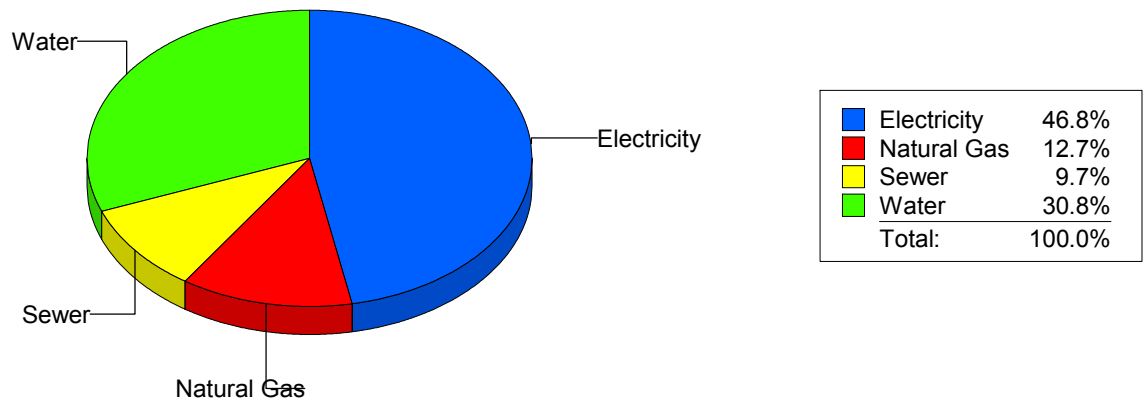
Cost Avoidance Program

Cost Summary Graph

Grouped by Energy Type

Energy Type	Use	Units	Meter Cost	Special Charges	Total Cost	Avg Unit Cost	% of Total Cost
Site: IRVIN HIGH SCHOOL - IRVIN HIGH SCHOOL							
Electricity	98,298	KWH	\$5,456.22	\$0.00	\$5,456.22	0.0555	46.83%
Natural Gas	2,450	CCF	\$1,474.54	\$0.00	\$1,474.54	0.6019	12.65%
Water	1,769	CCF	\$3,585.29	\$0.00	\$3,585.29	2.0267	30.77%
Sewer	786	CCF	\$1,135.83	\$0.00	\$1,135.83	1.4451	9.75%
Total Cost:			\$11,651.88	\$0.00	\$11,651.88		

For IRVIN HIGH SCHOOL



Filters: Cost Center Name Not Equal To DoNotReport; Billing Period Equal To 201104

elpaso

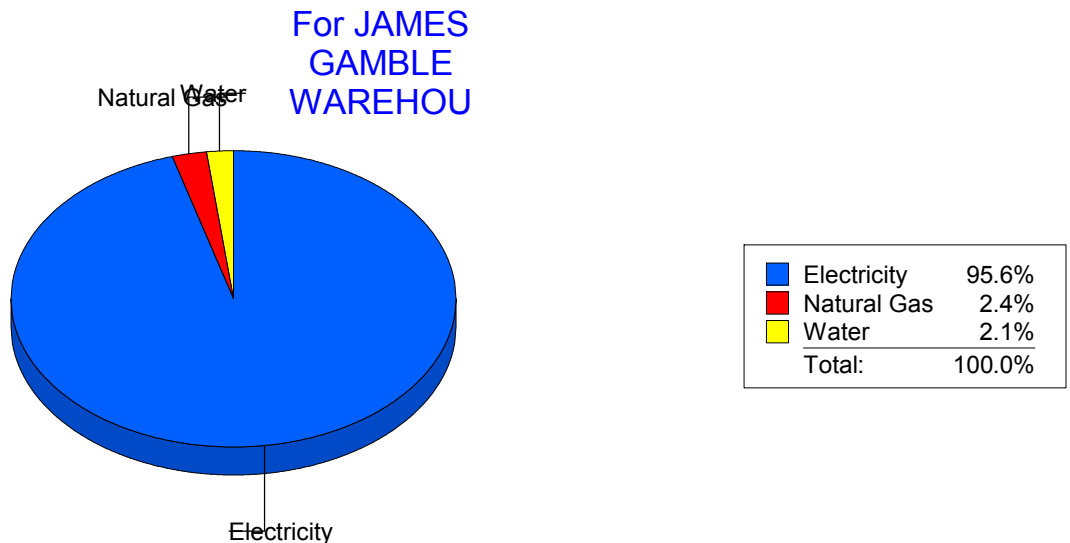
Energy CAP

Cost Avoidance Program

Cost Summary Graph

Grouped by Energy Type

Energy Type	Use	Units	Meter Cost	Special Charges	Total Cost	Avg Unit Cost	% of Total Cost
Site: JAMES GAMBLE WAREHOU - JAMES GAMBLE WAREHOU							
Electricity	23,800	KWH	\$1,689.02	\$0.00	\$1,689.02	0.0710	95.57%
Natural Gas	16	CCF	\$41.87	\$0.00	\$41.87	2.6169	2.37%
Water	0	CCF	\$36.36	\$0.00	\$36.36	0.0000	2.06%
Total Cost:			\$1,767.25	\$0.00	\$1,767.25		



Filters: Cost Center Name Not Equal To DoNotReport; Billing Period Equal To 201104

elpaso

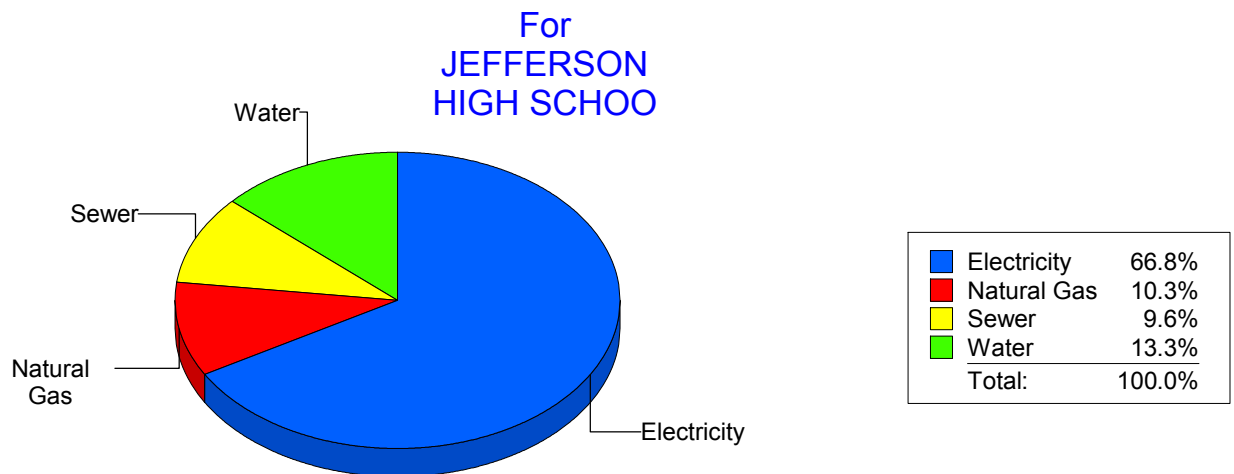
Energy CAP

Cost Avoidance Program

Cost Summary Graph

Grouped by Energy Type

Energy Type	Use	Units	Meter Cost	Special Charges	Total Cost	Avg Unit Cost	% of Total Cost
Site: JEFFERSON HIGH SCHOO - JEFFERSON HIGH SCHOO							
Electricity	104,442	KWH	\$5,586.97	\$0.00	\$5,586.97	0.0535	66.76%
Natural Gas	1,153	CCF	\$862.80	\$0.00	\$862.80	0.7483	10.31%
Water	540	CCF	\$1,112.70	\$0.00	\$1,112.70	2.0606	13.30%
Sewer	364	CCF	\$806.83	\$0.00	\$806.83	2.2166	9.64%
Total Cost:			\$8,369.30	\$0.00	\$8,369.30		



Filters: Cost Center Name Not Equal To DoNotReport; Billing Period Equal To 201104

elpaso

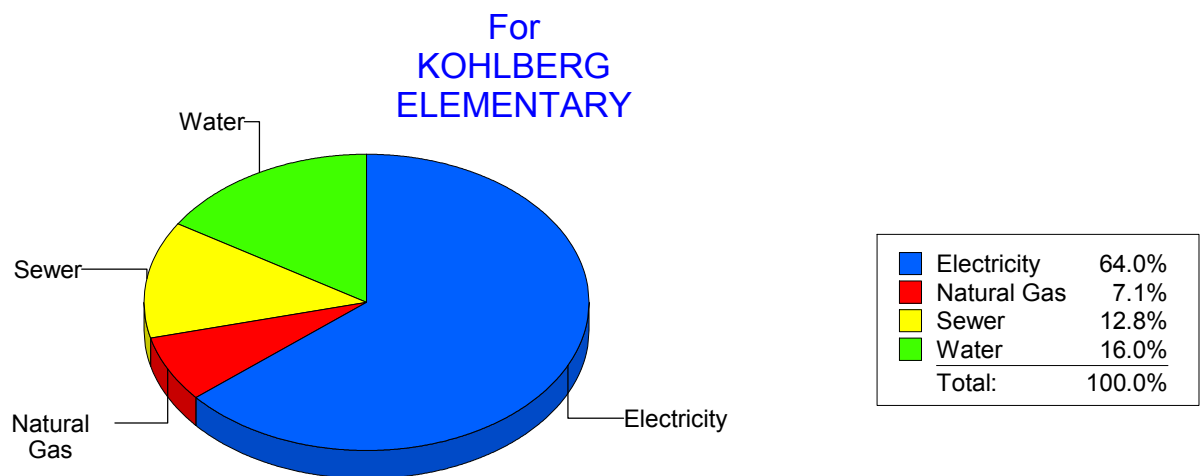
Energy CAP

Cost Avoidance Program

Cost Summary Graph

Grouped by Energy Type

Energy Type	Use	Units	Meter Cost	Special Charges	Total Cost	Avg Unit Cost	% of Total Cost
Site: KOHLBERG ELEMENTARY - KOHLBERG ELEMENTARY							
Electricity	48,520	KWH	\$2,716.36	\$0.00	\$2,716.36	0.0560	64.02%
Natural Gas	472	CCF	\$303.25	\$0.00	\$303.25	0.6425	7.15%
Water	338	CCF	\$679.43	\$0.00	\$679.43	2.0101	16.01%
Sewer	281	CCF	\$543.96	\$0.00	\$543.96	1.9358	12.82%
Total Cost:			\$4,243.00	\$0.00	\$4,243.00		



Filters: Cost Center Name Not Equal To DoNotReport; Billing Period Equal To 201104

elpaso

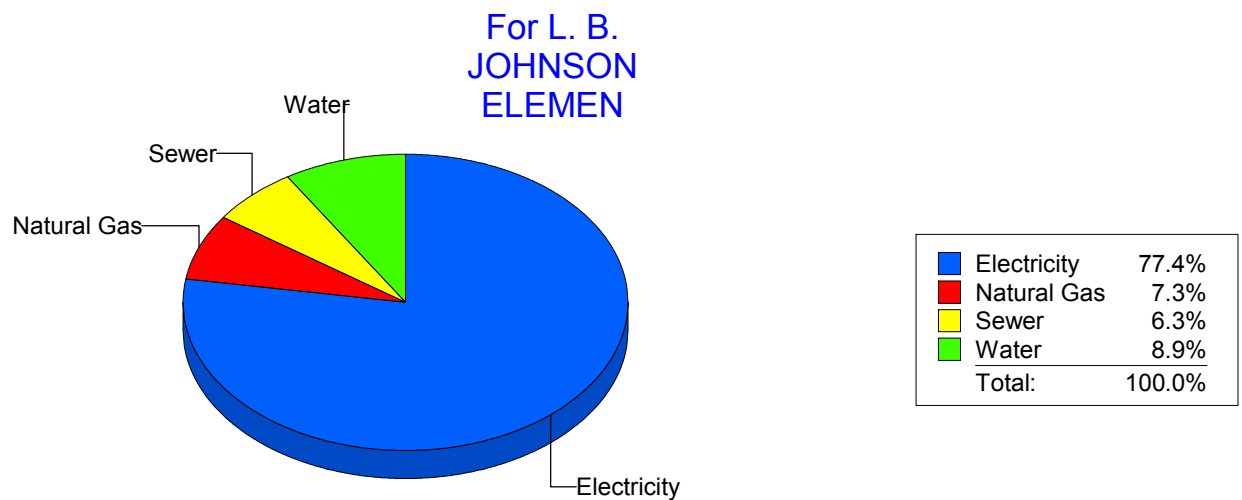
Energy CAP

Cost Avoidance Program

Cost Summary Graph

Grouped by Energy Type

Energy Type	Use	Units	Meter Cost	Special Charges	Total Cost	Avg Unit Cost	% of Total Cost
Site: L. B. JOHNSON ELEMEN - L. B. JOHNSON ELEMEN							
Electricity	63,650	KWH	\$3,801.06	\$0.00	\$3,801.06	0.0597	77.42%
Natural Gas	450	CCF	\$357.76	\$0.00	\$357.76	0.7950	7.29%
Water	240	CCF	\$439.39	\$0.00	\$439.39	1.8308	8.95%
Sewer	137	CCF	\$311.60	\$0.00	\$311.60	2.2745	6.35%
Total Cost:			\$4,909.81	\$0.00	\$4,909.81		



Filters: Cost Center Name Not Equal To DoNotReport; Billing Period Equal To 201104

elpaso

Energy CAP

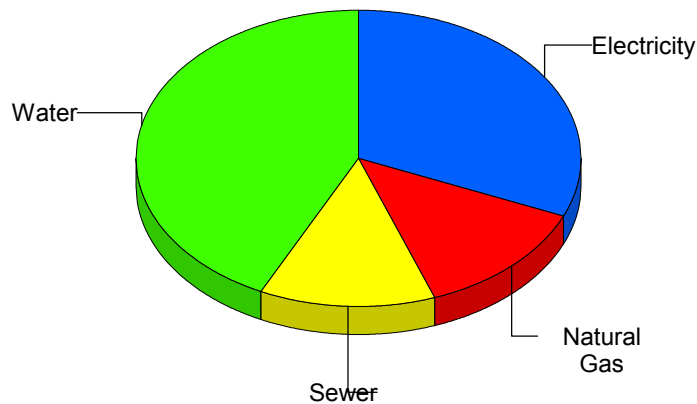
Cost Avoidance Program

Cost Summary Graph

Grouped by Energy Type

Energy Type	Use	Units	Meter Cost	Special Charges	Total Cost	Avg Unit Cost	% of Total Cost
Site: LAMAR ELEMENTARY SCH - LAMAR ELEMENTARY SCH							
Electricity	32,700	KWH	\$1,559.91	\$0.00	\$1,559.91	0.0477	31.43%
Natural Gas	949	CCF	\$645.82	\$0.00	\$645.82	0.6805	13.01%
Water	703	CCF	\$2,128.86	\$0.00	\$2,128.86	3.0283	42.90%
Sewer	229	CCF	\$628.29	\$0.00	\$628.29	2.7436	12.66%
Total Cost:			\$4,962.88	\$0.00	\$4,962.88		

For LAMAR
ELEMENTARY
SCH



Electricity	31.4%
Natural Gas	13.0%
Sewer	12.7%
Water	42.9%
Total:	100.0%

Filters: Cost Center Name Not Equal To DoNotReport; Billing Period Equal To 201104

elpaso

Energy CAP

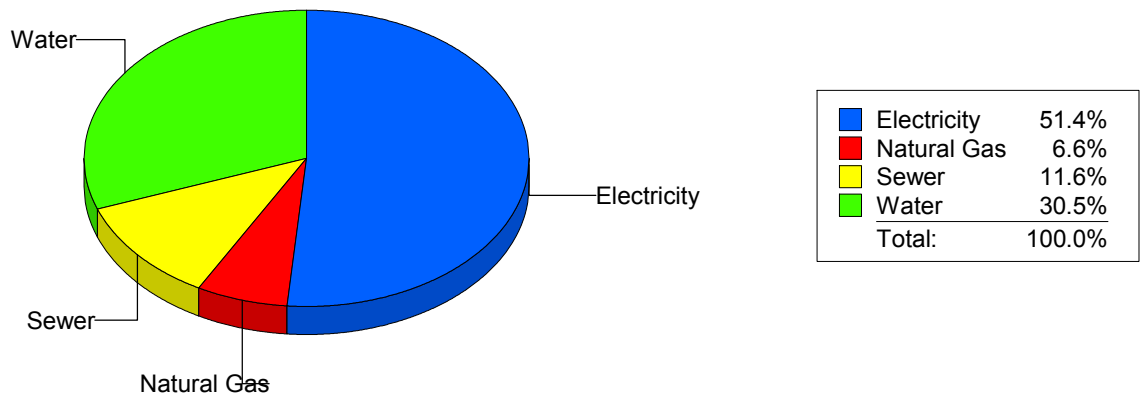
Cost Avoidance Program

Cost Summary Graph

Grouped by Energy Type

Energy Type	Use	Units	Meter Cost	Special Charges	Total Cost	Avg Unit Cost	% of Total Cost
Site: LEE ELEMENTARY - LEE ELEMENTARY							
Electricity	30,462	KWH	\$2,216.81	\$0.00	\$2,216.81	0.0728	51.38%
Natural Gas	350	CCF	\$284.01	\$0.00	\$284.01	0.8115	6.58%
Water	501	CCF	\$1,313.92	\$0.00	\$1,313.92	2.6226	30.45%
Sewer	172	CCF	\$500.09	\$0.00	\$500.09	2.9075	11.59%
Total Cost:			\$4,314.83	\$0.00	\$4,314.83		

For LEE
ELEMENTARY



Filters: Cost Center Name Not Equal To DoNotReport; Billing Period Equal To 201104

elpaso

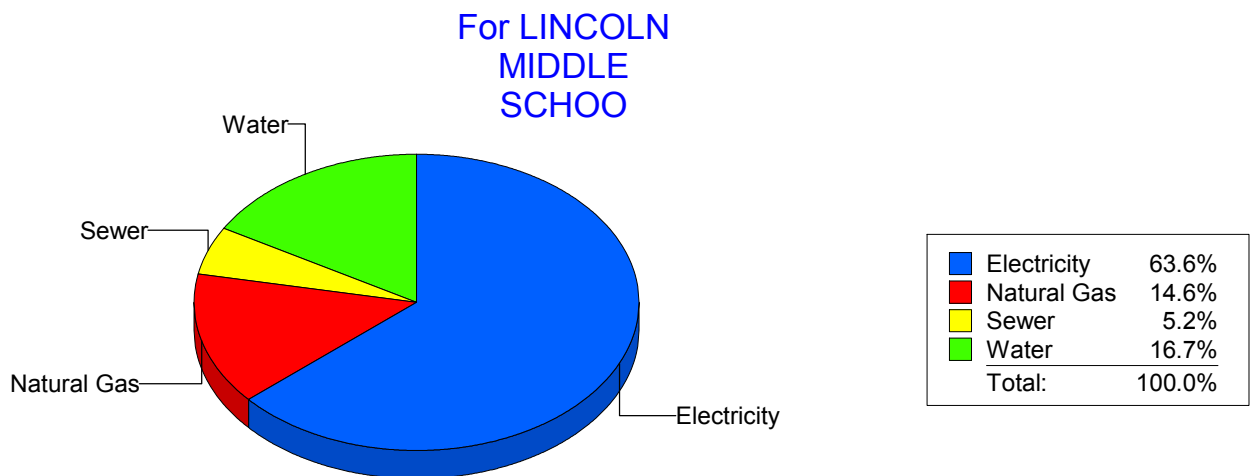
Energy CAP

Cost Avoidance Program

Cost Summary Graph

Grouped by Energy Type

Energy Type	Use	Units	Meter Cost	Special Charges	Total Cost	Avg Unit Cost	% of Total Cost
Site: LINCOLN MIDDLE SCHOO - LINCOLN MIDDLE SCHOO							
Electricity	122,500	KWH	\$6,209.49	\$0.00	\$6,209.49	0.0507	63.55%
Natural Gas	2,420	CCF	\$1,423.27	\$0.00	\$1,423.27	0.5881	14.57%
Water	720	CCF	\$1,633.29	\$0.00	\$1,633.29	2.2685	16.72%
Sewer	289	CCF	\$504.64	\$0.00	\$504.64	1.7462	5.16%
Total Cost:			\$9,770.69	\$0.00	\$9,770.69		



Filters: Cost Center Name Not Equal To DoNotReport; Billing Period Equal To 201104

elpaso

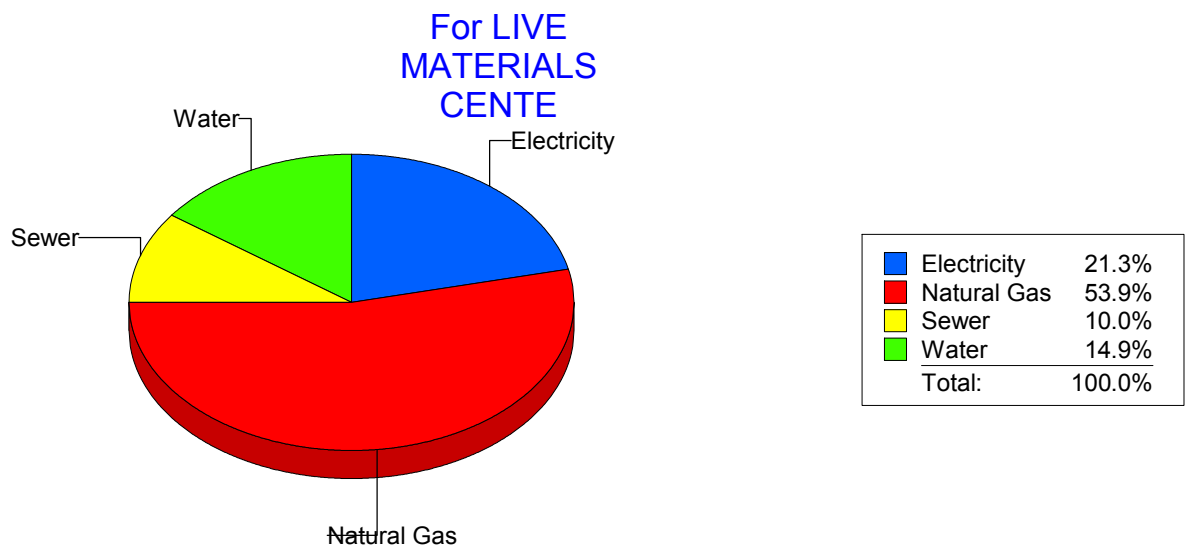
Energy CAP

Cost Avoidance Program

Cost Summary Graph

Grouped by Energy Type

Energy Type	Use	Units	Meter Cost	Special Charges	Total Cost	Avg Unit Cost	% of Total Cost
Site: LIVE MATERIALS CENTE - LIVE MATERIALS CENTE							
Electricity		467 KWH	\$59.47	\$0.00	\$59.47	0.1273	21.26%
Natural Gas		161 CCF	\$150.71	\$0.00	\$150.71	0.9361	53.87%
Water		10 CCF	\$41.75	\$0.00	\$41.75	4.1750	14.92%
Sewer		6 CCF	\$27.84	\$0.00	\$27.84	4.6400	9.95%
Total Cost:			\$279.77	\$0.00	\$279.77		



Filters: Cost Center Name Not Equal To DoNotReport; Billing Period Equal To 201104

elpaso

Energy CAP

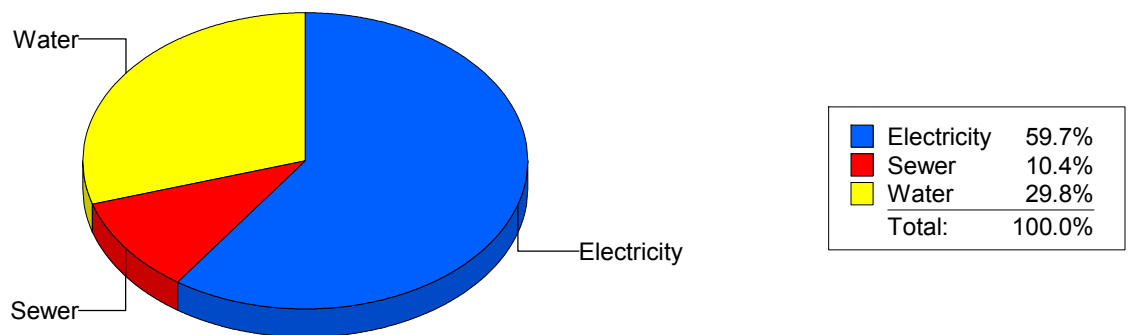
Cost Avoidance Program

Cost Summary Graph

Grouped by Energy Type

Energy Type	Use	Units	Meter Cost	Special Charges	Total Cost	Avg Unit Cost	% of Total Cost
Site: LOGAN ELEMENTARY - LOGAN ELEMENTARY							
Electricity	25,200	KWH	\$1,303.86	\$0.00	\$1,303.86	0.0517	59.74%
Water	297	CCF	\$651.23	\$0.00	\$651.23	2.1927	29.84%
Sewer	130	CCF	\$227.34	\$0.00	\$227.34	1.7488	10.42%
Total Cost:			\$2,182.43	\$0.00	\$2,182.43		

For LOGAN
ELEMENTARY



Filters: Cost Center Name Not Equal To DoNotReport; Billing Period Equal To 201104

elpaso

Energy CAP

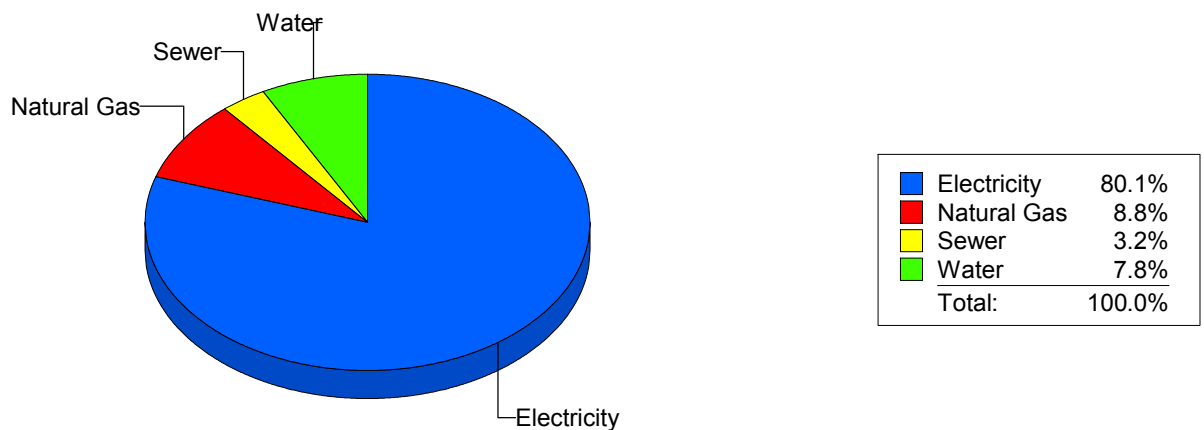
Cost Avoidance Program

Cost Summary Graph

Grouped by Energy Type

Energy Type	Use	Units	Meter Cost	Special Charges	Total Cost	Avg Unit Cost	% of Total Cost
Site: LUNDY - LUNDY							
Electricity	67,200	KWH	\$8,023.11	\$0.00	\$8,023.11	0.1194	80.10%
Natural Gas	1,437	CCF	\$886.07	\$0.00	\$886.07	0.6166	8.85%
Water	204	CCF	\$783.27	\$0.00	\$783.27	3.8396	7.82%
Sewer	88	CCF	\$323.71	\$0.00	\$323.71	3.6785	3.23%
Total Cost:			\$10,016.16	\$0.00	\$10,016.16		

For LUNDY



Filters: Cost Center Name Not Equal To DoNotReport; Billing Period Equal To 201104

elpaso

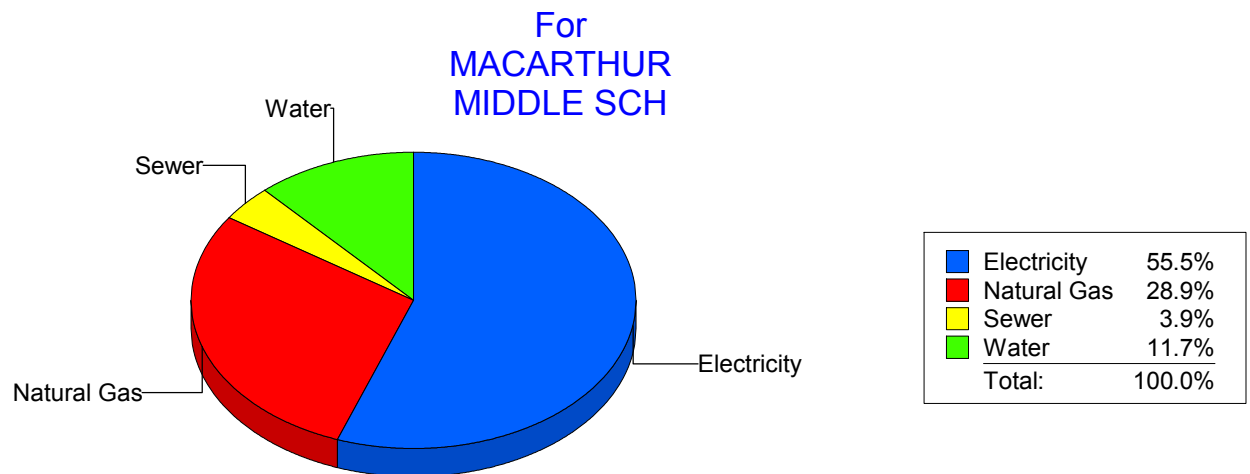
Energy CAP

Cost Avoidance Program

Cost Summary Graph

Grouped by Energy Type

Energy Type	Use	Units	Meter Cost	Special Charges	Total Cost	Avg Unit Cost	% of Total Cost
Site: MACARTHUR MIDDLE SCH - MACARTHUR MIDDLE SCH							
Electricity	85,760	KWH	\$4,173.63	\$0.00	\$4,173.63	0.0487	55.48%
Natural Gas	3,746	CCF	\$2,177.65	\$0.00	\$2,177.65	0.5813	28.95%
Water	306	CCF	\$881.12	\$0.00	\$881.12	2.8795	11.71%
Sewer	120	CCF	\$290.01	\$0.00	\$290.01	2.4168	3.86%
Total Cost:			\$7,522.41	\$0.00	\$7,522.41		



Filters: Cost Center Name Not Equal To DoNotReport; Billing Period Equal To 201104

elpaso

Energy CAP

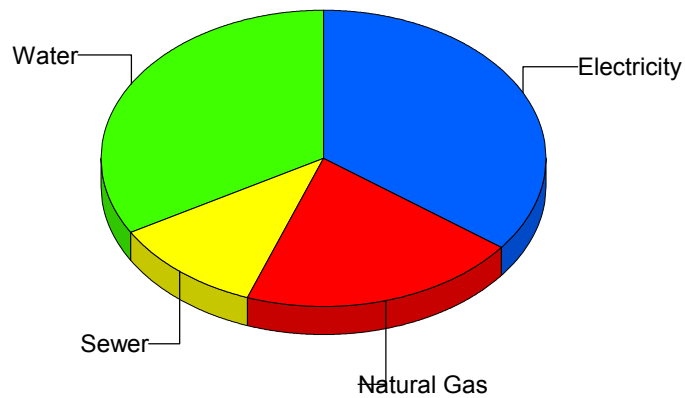
Cost Avoidance Program

Cost Summary Graph

Grouped by Energy Type

Energy Type	Use	Units	Meter Cost	Special Charges	Total Cost	Avg Unit Cost	% of Total Cost
Site: MAGOFFIN MIDDLE SCHO - MAGOFFIN MIDDLE SCHO							
Electricity	16,369	KWH	\$927.74	\$0.00	\$927.74	0.0567	35.34%
Natural Gas	870	CCF	\$532.70	\$0.00	\$532.70	0.6123	20.29%
Water	261	CCF	\$872.76	\$0.00	\$872.76	3.3439	33.25%
Sewer	63	CCF	\$291.96	\$0.00	\$291.96	4.6343	11.12%
Total Cost:			\$2,625.16	\$0.00	\$2,625.16		

For MAGOFFIN
MIDDLE SCHO



Electricity	35.3%
Natural Gas	20.3%
Sewer	11.1%
Water	33.2%
Total:	100.0%

Filters: Cost Center Name Not Equal To DoNotReport; Billing Period Equal To 201104

el Paso

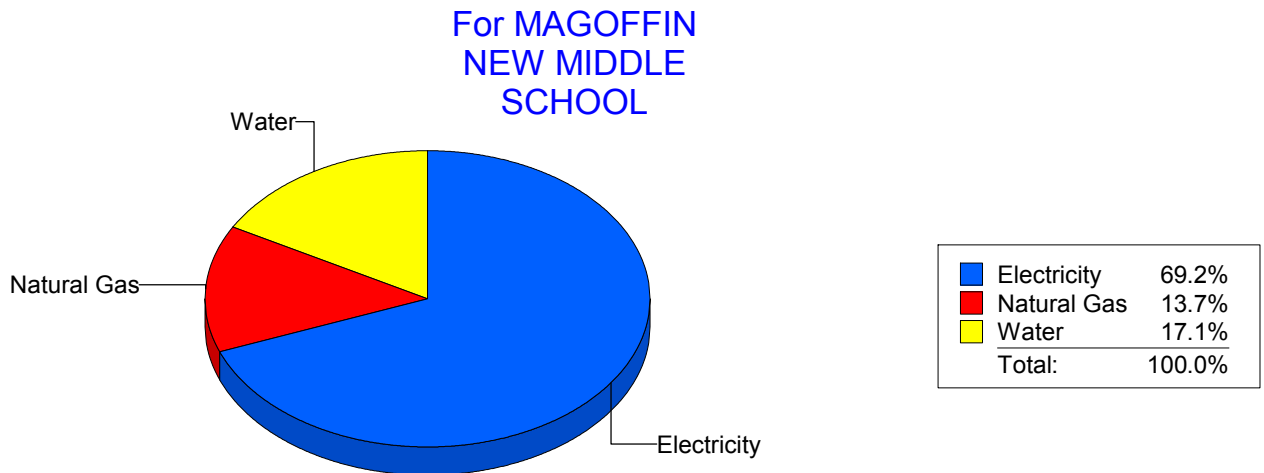
Energy CAP

Cost Avoidance Program

Cost Summary Graph

Grouped by Energy Type

Energy Type	Use	Units	Meter Cost	Special Charges	Total Cost	Avg Unit Cost	% of Total Cost
Site: MAGOFFINMIDDLESCHOOLN047 - MAGOFFIN NEW MIDDLE SCHOOL							
Electricity	108,400	KWH	\$4,983.86	\$0.00	\$4,983.86	0.0460	69.24%
Natural Gas	1,658	CCF	\$985.38	\$0.00	\$985.38	0.5943	13.69%
Water	298	CCF	\$1,228.51	\$0.00	\$1,228.51	4.1225	17.07%
Total Cost:			\$7,197.75	\$0.00	\$7,197.75		



Filters: Cost Center Name Not Equal To DoNotReport; Billing Period Equal To 201104

elpaso

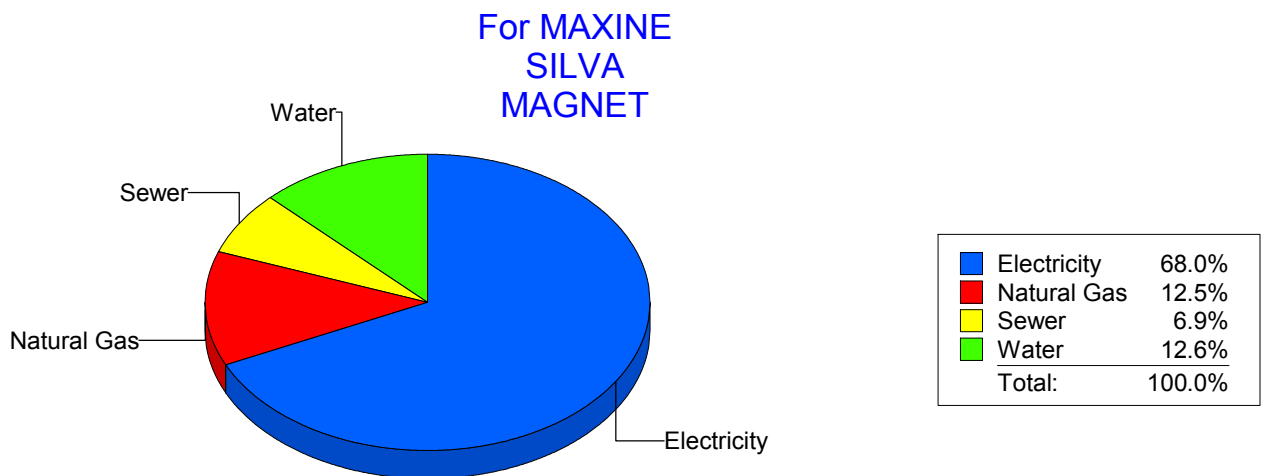
Energy CAP

Cost Avoidance Program

Cost Summary Graph

Grouped by Energy Type

Energy Type	Use	Units	Meter Cost	Special Charges	Total Cost	Avg Unit Cost	% of Total Cost
Site: MAXINE SILVA MAGNET - MAXINE SILVA MAGNET							
Electricity	81,300	KWH	\$3,341.12	\$0.00	\$3,341.12	0.0411	67.98%
Natural Gas	1,014	CCF	\$615.30	\$0.00	\$615.30	0.6068	12.52%
Water	290	CCF	\$620.17	\$0.00	\$620.17	2.1385	12.62%
Sewer	158	CCF	\$338.27	\$0.00	\$338.27	2.1409	6.88%
Total Cost:			\$4,914.86	\$0.00	\$4,914.86		



Filters: Cost Center Name Not Equal To DoNotReport; Billing Period Equal To 201104

el Paso

Energy CAP

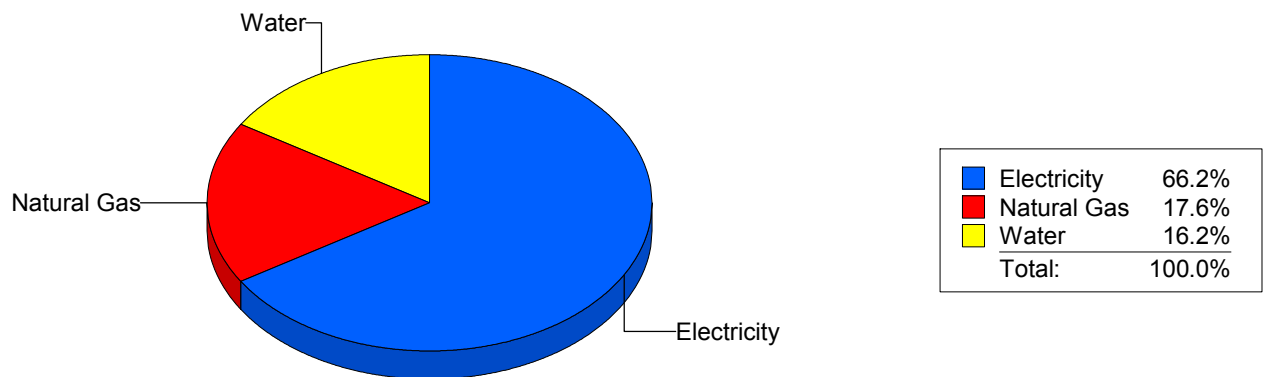
Cost Avoidance Program

Cost Summary Graph

Grouped by Energy Type

Energy Type	Use	Units	Meter Cost	Special Charges	Total Cost	Avg Unit Cost	% of Total Cost
Site: MESITA ELEMENTARY - MESITA ELEMENTARY							
Electricity	82,680	KWH	\$3,956.72	\$0.00	\$3,956.72	0.0479	66.22%
Natural Gas	1,720	CCF	\$1,050.81	\$0.00	\$1,050.81	0.6109	17.59%
Water	273	CCF	\$967.33	\$0.00	\$967.33	3.5433	16.19%
Total Cost:			\$5,974.86	\$0.00	\$5,974.86		

For MESITA
ELEMENTARY



Filters: Cost Center Name Not Equal To DoNotReport; Billing Period Equal To 201104

elpaso

Energy CAP

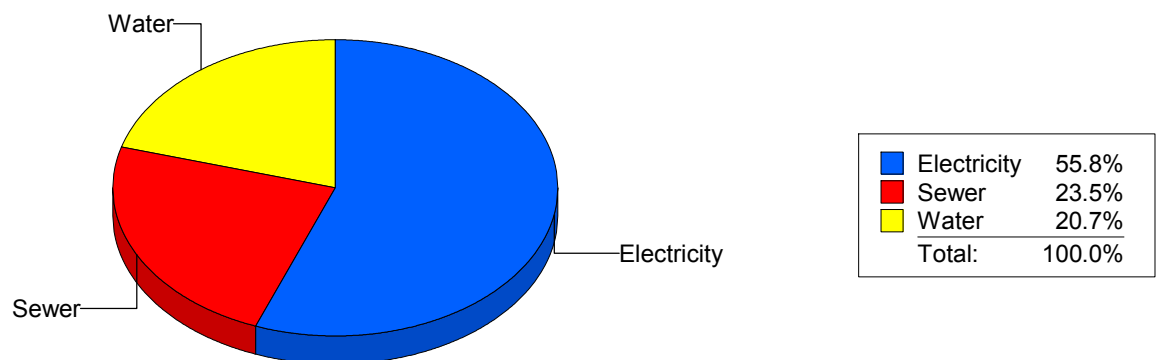
Cost Avoidance Program

Cost Summary Graph

Grouped by Energy Type

Energy Type	Use	Units	Meter Cost	Special Charges	Total Cost	Avg Unit Cost	% of Total Cost
Site: MILAM ELEMENTARY - MILAM ELEMENTARY							
Electricity	18,600	KWH	\$929.62	\$0.00	\$929.62	0.0500	55.82%
Water	151	CCF	\$344.14	\$0.00	\$344.14	2.2791	20.66%
Sewer	200	CCF	\$391.61	\$0.00	\$391.61	1.9581	23.51%
Total Cost:			\$1,665.37	\$0.00	\$1,665.37		

For MILAM
ELEMENTARY



Filters: Cost Center Name Not Equal To DoNotReport; Billing Period Equal To 201104

elpaso

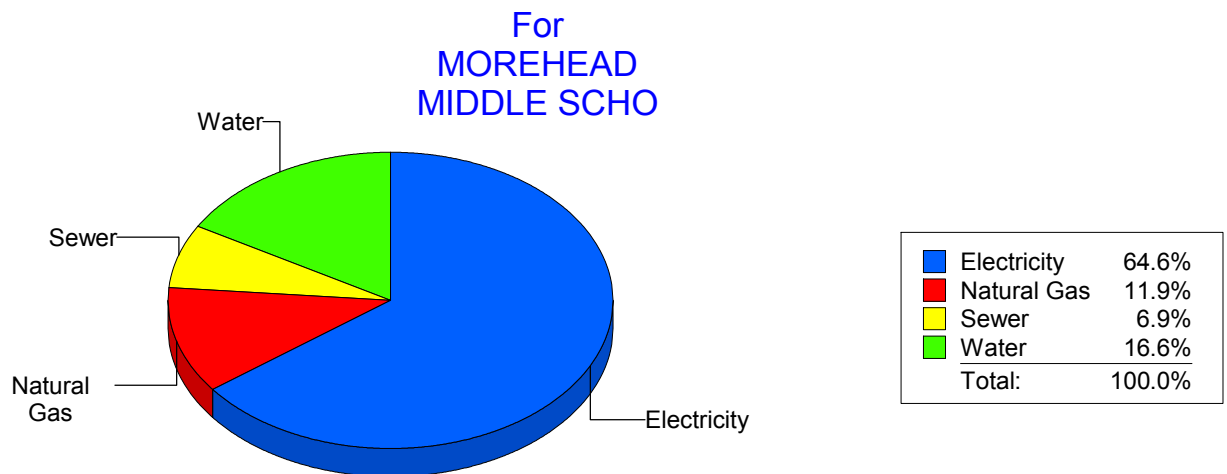
Energy CAP

Cost Avoidance Program

Cost Summary Graph

Grouped by Energy Type

Energy Type	Use	Units	Meter Cost	Special Charges	Total Cost	Avg Unit Cost	% of Total Cost
Site: MOREHEAD MIDDLE SCHO - MOREHEAD MIDDLE SCHO							
Electricity	90,153	KWH	\$4,525.89	\$0.00	\$4,525.89	0.0502	64.60%
Natural Gas	1,395	CCF	\$834.25	\$0.00	\$834.25	0.5980	11.91%
Water	860	CCF	\$1,163.32	\$0.00	\$1,163.32	1.3527	16.60%
Sewer	213	CCF	\$482.46	\$0.00	\$482.46	2.2651	6.89%
Total Cost:			\$7,005.92	\$0.00	\$7,005.92		



Filters: Cost Center Name Not Equal To DoNotReport; Billing Period Equal To 201104

elpaso

Energy CAP

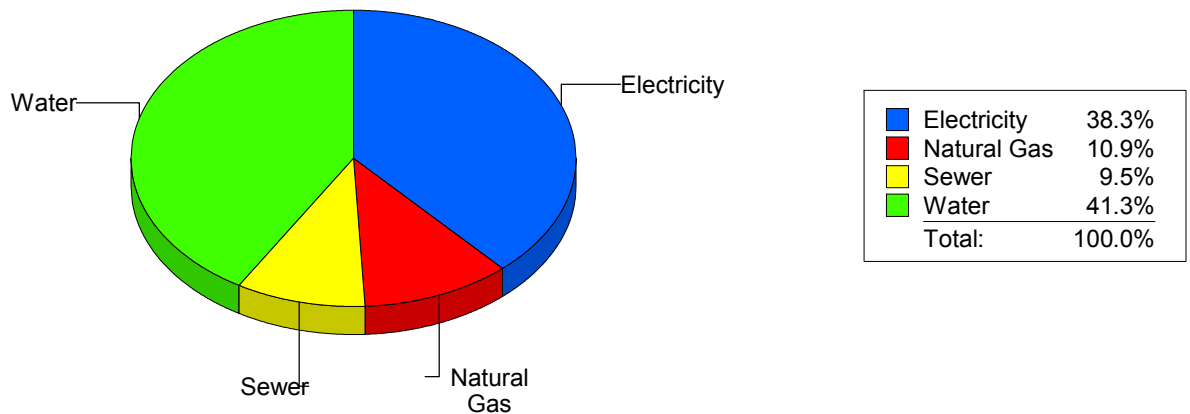
Cost Avoidance Program

Cost Summary Graph

Grouped by Energy Type

Energy Type	Use	Units	Meter Cost	Special Charges	Total Cost	Avg Unit Cost	% of Total Cost
Site: NEWMAN ELEMENTARY - NEWMAN ELEMENTARY							
Electricity	25,445	KWH	\$1,509.58	\$0.00	\$1,509.58	0.0593	38.29%
Natural Gas	576	CCF	\$428.87	\$0.00	\$428.87	0.7446	10.88%
Water	619	CCF	\$1,628.03	\$0.00	\$1,628.03	2.6301	41.30%
Sewer	208	CCF	\$375.88	\$0.00	\$375.88	1.8071	9.53%
Total Cost:			\$3,942.36	\$0.00	\$3,942.36		

For NEWMAN
ELEMENTARY



Filters: Cost Center Name Not Equal To DoNotReport; Billing Period Equal To 201104

elpaso

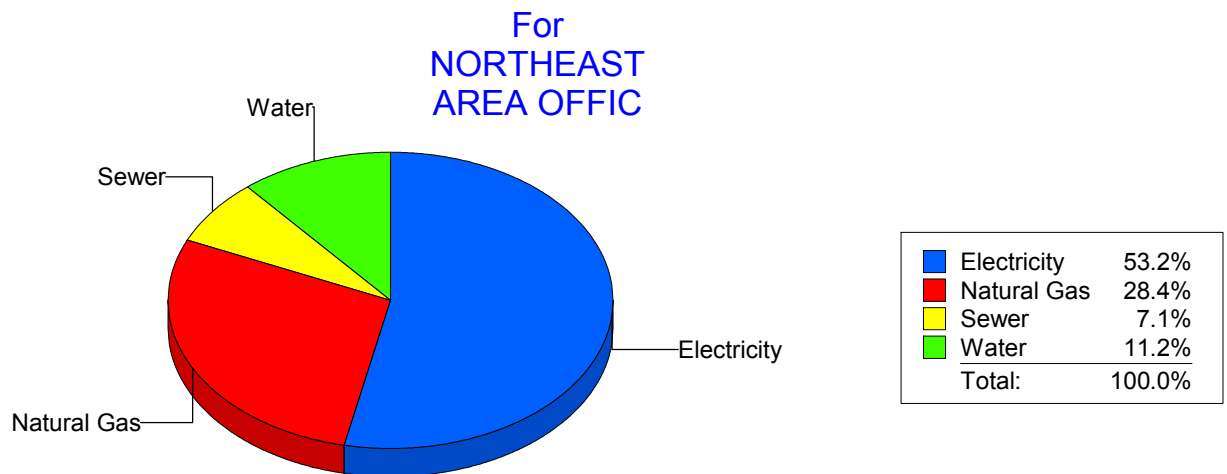
Energy CAP

Cost Avoidance Program

Cost Summary Graph

Grouped by Energy Type

Energy Type	Use	Units	Meter Cost	Special Charges	Total Cost	Avg Unit Cost	% of Total Cost
Site: NORTHEAST AREA OFFIC - NORTHEAST AREA OFFIC							
Electricity	9,680	KWH	\$424.77	\$0.00	\$424.77	0.0439	53.25%
Natural Gas	187	CCF	\$226.68	\$0.00	\$226.68	1.2122	28.42%
Water	22	CCF	\$89.34	\$0.00	\$89.34	4.0609	11.20%
Sewer	13	CCF	\$56.95	\$0.00	\$56.95	4.3808	7.14%
Total Cost:			\$797.74	\$0.00	\$797.74		



Filters: Cost Center Name Not Equal To DoNotReport; Billing Period Equal To 201104

elpaso

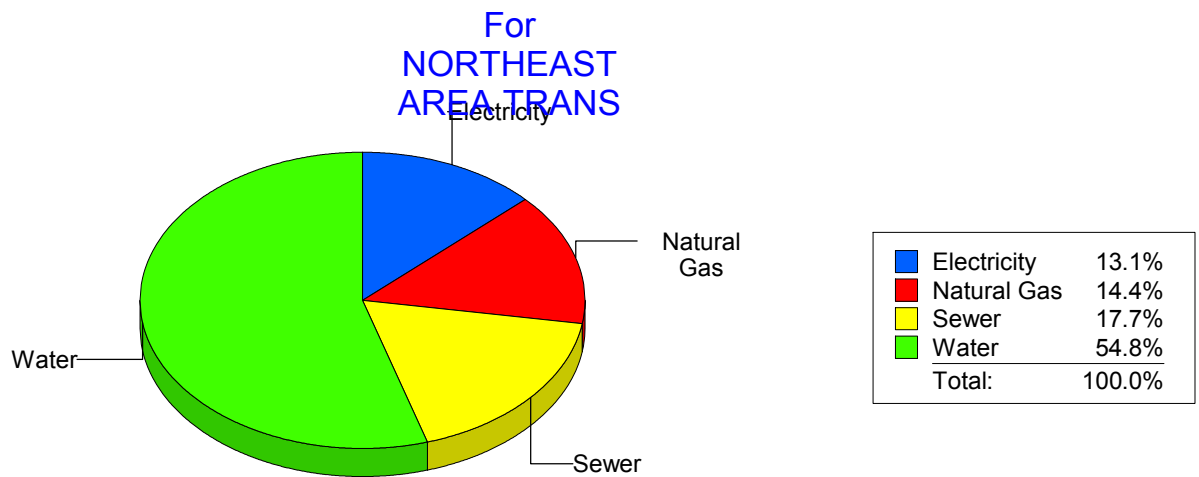
Energy CAP

Cost Avoidance Program

Cost Summary Graph

Grouped by Energy Type

Energy Type	Use	Units	Meter Cost	Special Charges	Total Cost	Avg Unit Cost	% of Total Cost
Site: NORTHEAST AREA TRANS - NORTHEAST AREA TRANS							
Electricity	4,801	KWH	\$192.40	\$0.00	\$192.40	0.0401	13.13%
Natural Gas	265	CCF	\$211.20	\$0.00	\$211.20	0.7970	14.41%
Water	181	CCF	\$802.64	\$0.00	\$802.64	4.4345	54.78%
Sewer	37	CCF	\$258.94	\$0.00	\$258.94	6.9984	17.67%
Total Cost:			\$1,465.18	\$0.00	\$1,465.18		



Filters: Cost Center Name Not Equal To DoNotReport; Billing Period Equal To 201104

elpaso

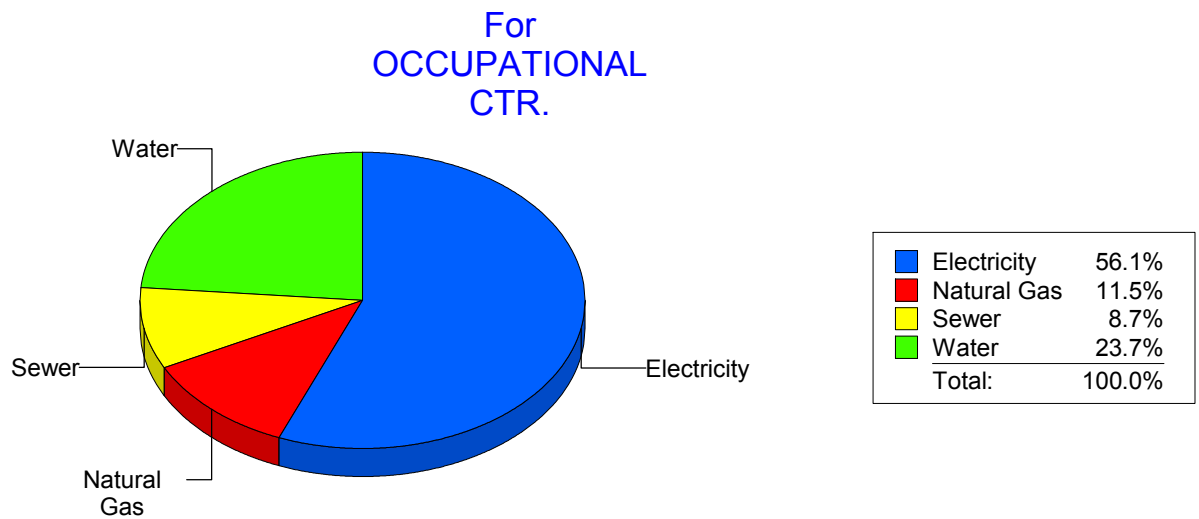
Energy CAP

Cost Avoidance Program

Cost Summary Graph

Grouped by Energy Type

Energy Type	Use	Units	Meter Cost	Special Charges	Total Cost	Avg Unit Cost	% of Total Cost
Site: OCCUPATIONAL CTR. - OCCUPATIONAL CTR.							
Electricity	8,000	KWH	\$475.61	\$0.00	\$475.61	0.0595	56.14%
Natural Gas	126	CCF	\$97.37	\$0.00	\$97.37	0.7728	11.49%
Water	49	CCF	\$200.57	\$0.00	\$200.57	4.0933	23.68%
Sewer	19	CCF	\$73.61	\$0.00	\$73.61	3.8742	8.69%
Total Cost:			\$847.16	\$0.00	\$847.16		



Filters: Cost Center Name Not Equal To DoNotReport; Billing Period Equal To 201104

elpaso

Energy CAP

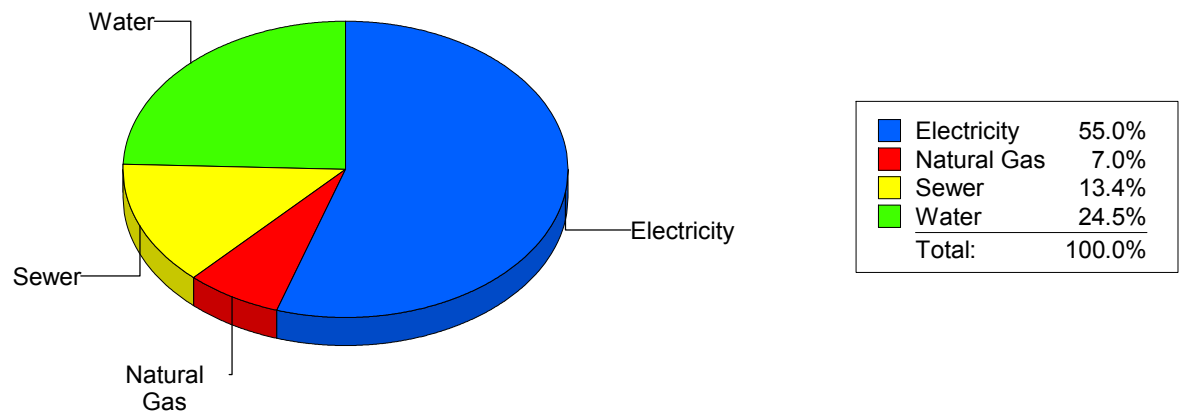
Cost Avoidance Program

Cost Summary Graph

Grouped by Energy Type

Energy Type	Use	Units	Meter Cost	Special Charges	Total Cost	Avg Unit Cost	% of Total Cost
Site: PARK ELEMENTARY - PARK ELEMENTARY							
Electricity	24,938	KWH	\$1,751.75	\$0.00	\$1,751.75	0.0702	55.05%
Natural Gas	223	CCF	\$222.67	\$0.00	\$222.67	0.9985	7.00%
Water	312	CCF	\$779.87	\$0.00	\$779.87	2.4996	24.51%
Sewer	200	CCF	\$427.96	\$0.00	\$427.96	2.1398	13.45%
Total Cost:			\$3,182.25	\$0.00	\$3,182.25		

For PARK
ELEMENTARY



Filters: Cost Center Name Not Equal To DoNotReport; Billing Period Equal To 201104

elpaso

Energy CAP

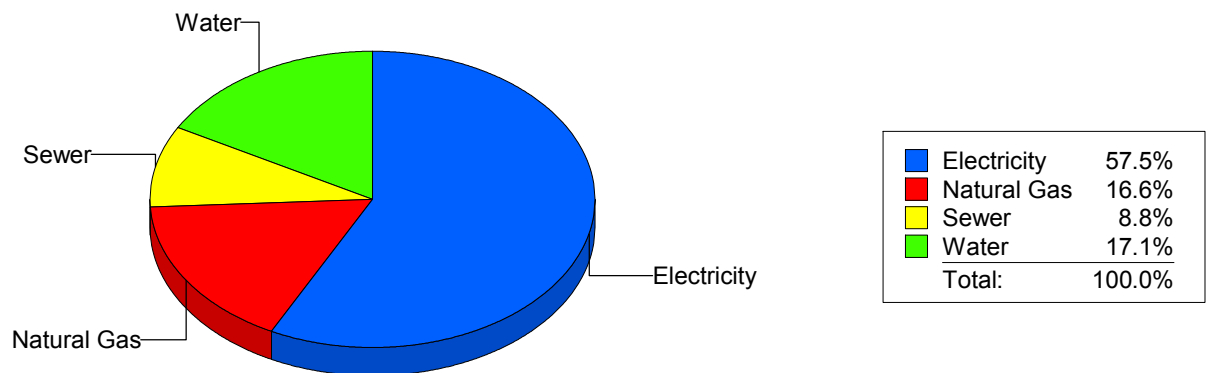
Cost Avoidance Program

Cost Summary Graph

Grouped by Energy Type

Energy Type	Use	Units	Meter Cost	Special Charges	Total Cost	Avg Unit Cost	% of Total Cost
Site: PAUL MORENO - PAUL MORENO							
Electricity	63,300	KWH	\$2,863.57	\$0.00	\$2,863.57	0.0452	57.52%
Natural Gas	1,325	CCF	\$825.93	\$0.00	\$825.93	0.6233	16.59%
Water	258	CCF	\$850.41	\$0.00	\$850.41	3.2962	17.08%
Sewer	198	CCF	\$438.55	\$0.00	\$438.55	2.2149	8.81%
Total Cost:			\$4,978.46	\$0.00	\$4,978.46		

For PAUL
MORENO



Filters: Cost Center Name Not Equal To DoNotReport; Billing Period Equal To 201104

elpaso

Energy CAP

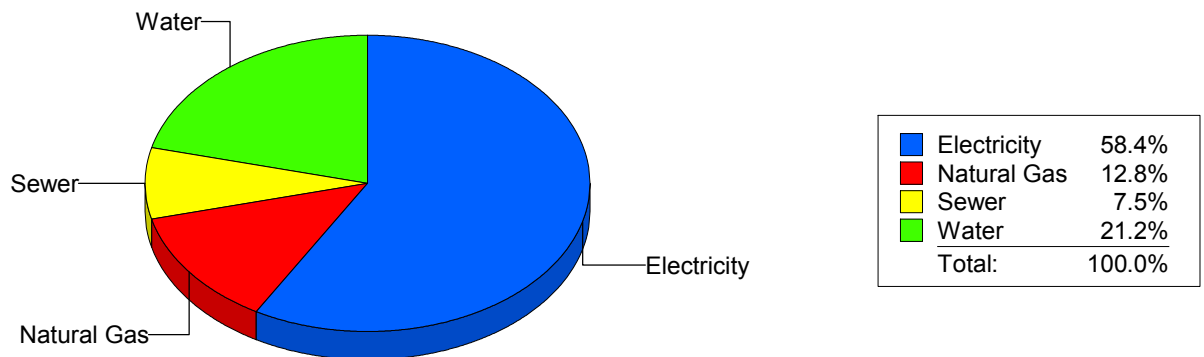
Cost Avoidance Program

Cost Summary Graph

Grouped by Energy Type

Energy Type	Use	Units	Meter Cost	Special Charges	Total Cost	Avg Unit Cost	% of Total Cost
Site: POLK ELEMENTARY - POLK ELEMENTARY							
Electricity	31,670	KWH	\$2,195.97	\$0.00	\$2,195.97	0.0693	58.40%
Natural Gas	724	CCF	\$482.68	\$0.00	\$482.68	0.6667	12.84%
Water	308	CCF	\$797.99	\$0.00	\$797.99	2.5909	21.22%
Sewer	115	CCF	\$283.66	\$0.00	\$283.66	2.4666	7.54%
Total Cost:			\$3,760.30	\$0.00	\$3,760.30		

For POLK
ELEMENTARY



Filters: Cost Center Name Not Equal To DoNotReport; Billing Period Equal To 201104

elpaso

Energy CAP

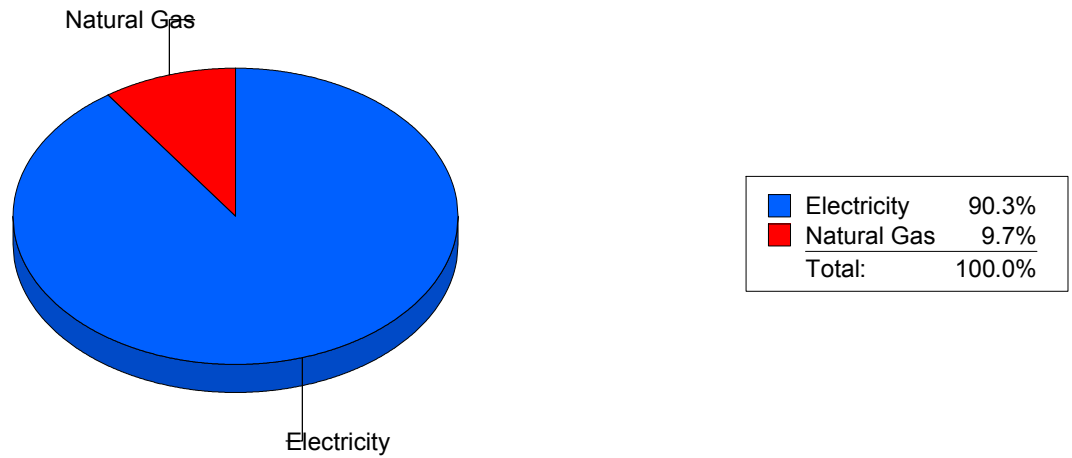
Cost Avoidance Program

Cost Summary Graph

Grouped by Energy Type

Energy Type	Use	Units	Meter Cost	Special Charges	Total Cost	Avg Unit Cost	% of Total Cost
Site: POWELL - POWELL							
Electricity	56,160	KWH	\$4,324.21	\$0.00	\$4,324.21	0.0770	90.34%
Natural Gas	748	CCF	\$462.44	\$0.00	\$462.44	0.6182	9.66%
Total Cost:			\$4,786.65	\$0.00	\$4,786.65		

For POWELL



Filters: Cost Center Name Not Equal To DoNotReport; Billing Period Equal To 201104

el Paso

Energy CAP

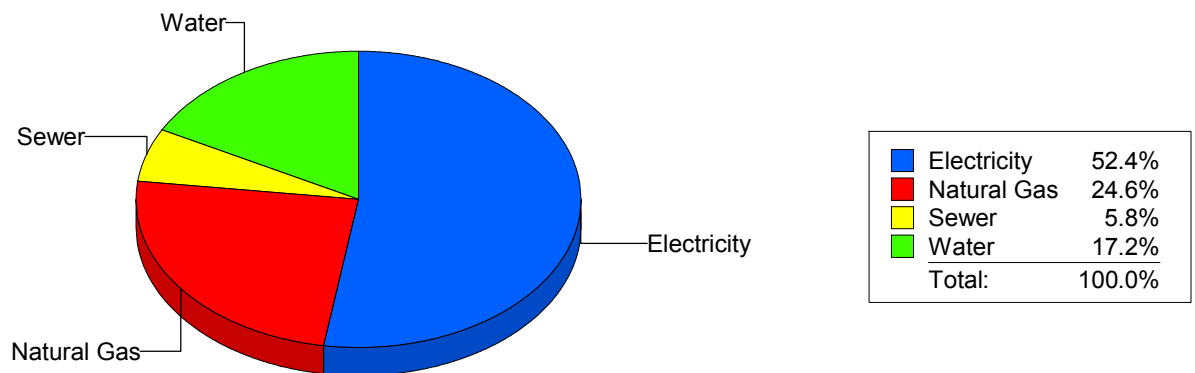
Cost Avoidance Program

Cost Summary Graph

Grouped by Energy Type

Energy Type	Use	Units	Meter Cost	Special Charges	Total Cost	Avg Unit Cost	% of Total Cost
Site: PUTNAM ELEMENTARY - PUTNAM ELEMENTARY							
Electricity	31,998	KWH	\$2,122.77	\$0.00	\$2,122.77	0.0663	52.45%
Natural Gas	1,620	CCF	\$996.14	\$0.00	\$996.14	0.6149	24.61%
Water	293	CCF	\$695.82	\$0.00	\$695.82	2.3748	17.19%
Sewer	126	CCF	\$232.74	\$0.00	\$232.74	1.8471	5.75%
Total Cost:			\$4,047.47	\$0.00	\$4,047.47		

For PUTNAM
ELEMENTARY



Filters: Cost Center Name Not Equal To DoNotReport; Billing Period Equal To 201104

elpaso

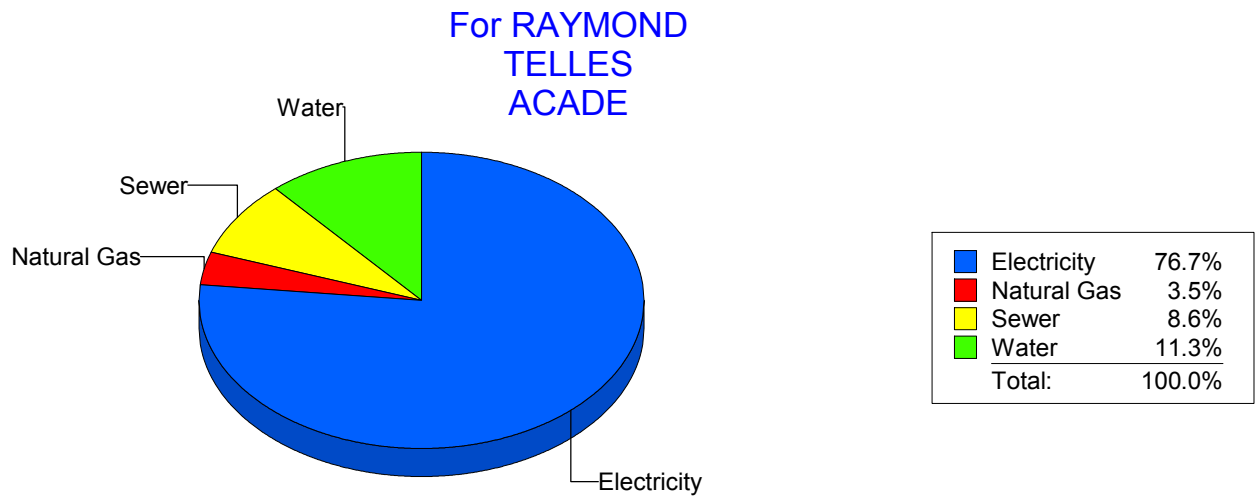
Energy CAP

Cost Avoidance Program

Cost Summary Graph

Grouped by Energy Type

Energy Type	Use	Units	Meter Cost	Special Charges	Total Cost	Avg Unit Cost	% of Total Cost
Site: RAYMOND TELLES ACADE - RAYMOND TELLES ACADE							
Electricity	42,200	KWH	\$2,116.27	\$0.00	\$2,116.27	0.0501	76.66%
Natural Gas	125	CCF	\$96.78	\$0.00	\$96.78	0.7742	3.51%
Water	113	CCF	\$310.87	\$0.00	\$310.87	2.7511	11.26%
Sewer	78	CCF	\$236.67	\$0.00	\$236.67	3.0342	8.57%
Total Cost:			\$2,760.59	\$0.00	\$2,760.59		



Filters: Cost Center Name Not Equal To DoNotReport; Billing Period Equal To 201104

elpaso

Energy CAP

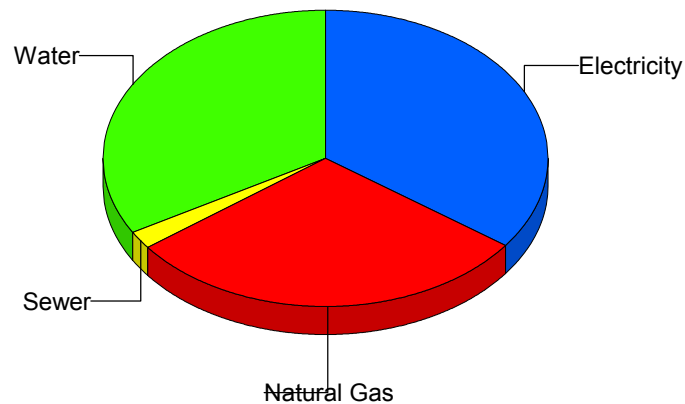
Cost Avoidance Program

Cost Summary Graph

Grouped by Energy Type

Energy Type	Use	Units	Meter Cost	Special Charges	Total Cost	Avg Unit Cost	% of Total Cost
Site: RICHARDSON MIDDLE - RICHARDSON MIDDLE							
Electricity	109,800	KWH	\$4,700.99	\$0.00	\$4,700.99	0.0428	35.12%
Natural Gas	6,876	CCF	\$3,944.39	\$0.00	\$3,944.39	0.5736	29.47%
Water	1,007	CCF	\$4,463.46	\$0.00	\$4,463.46	4.4324	33.35%
Sewer	108	CCF	\$274.77	\$0.00	\$274.77	2.5442	2.05%
Total Cost:			\$13,383.61	\$0.00	\$13,383.61		

For
RICHARDSON
MIDDLE



Electricity	35.1%
Natural Gas	29.5%
Sewer	2.1%
Water	33.4%
Total:	100.0%

Filters: Cost Center Name Not Equal To DoNotReport; Billing Period Equal To 201104

elpaso

Energy CAP

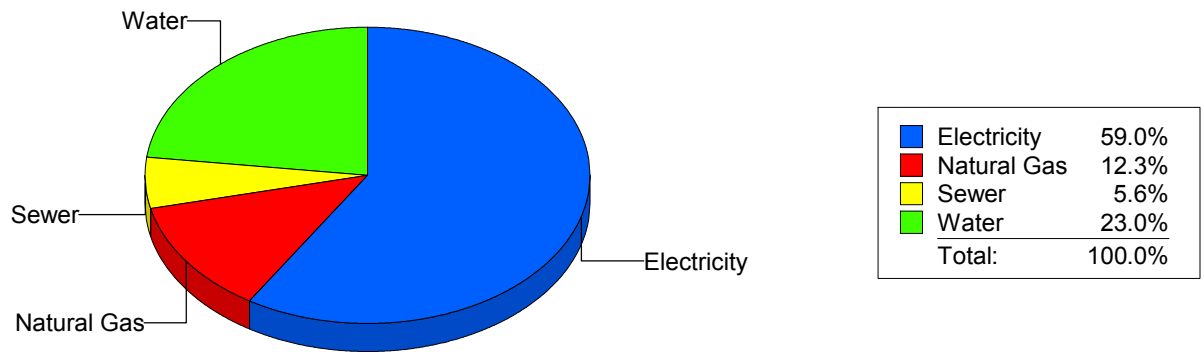
Cost Avoidance Program

Cost Summary Graph

Grouped by Energy Type

Energy Type	Use	Units	Meter Cost	Special Charges	Total Cost	Avg Unit Cost	% of Total Cost
Site: RIVERA ELEMENTARY - RIVERA ELEMENTARY							
Electricity	55,200	KWH	\$3,187.61	\$0.00	\$3,187.61	0.0577	59.00%
Natural Gas	1,047	CCF	\$665.99	\$0.00	\$665.99	0.6361	12.33%
Water	430	CCF	\$1,244.22	\$0.00	\$1,244.22	2.8935	23.03%
Sewer	132	CCF	\$305.25	\$0.00	\$305.25	2.3125	5.65%
Total Cost:			\$5,403.07	\$0.00	\$5,403.07		

For RIVERA
ELEMENTARY



Filters: Cost Center Name Not Equal To DoNotReport; Billing Period Equal To 201104

elpaso

Energy CAP

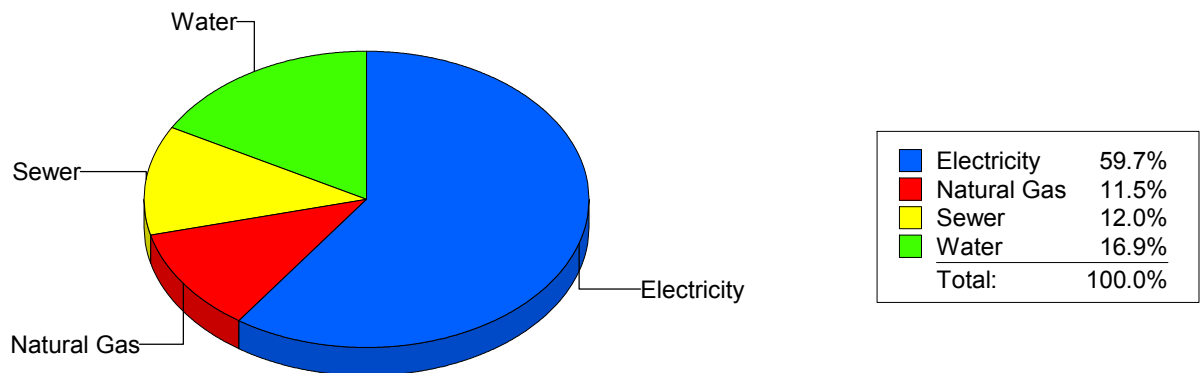
Cost Avoidance Program

Cost Summary Graph

Grouped by Energy Type

Energy Type	Use	Units	Meter Cost	Special Charges	Total Cost	Avg Unit Cost	% of Total Cost
Site: ROBERTS ELEMENTARY - ROBERTS ELEMENTARY							
Electricity	41,157	KWH	\$1,935.27	\$0.00	\$1,935.27	0.0470	59.67%
Natural Gas	538	CCF	\$373.39	\$0.00	\$373.39	0.6940	11.51%
Water	272	CCF	\$546.84	\$0.00	\$546.84	2.0104	16.86%
Sewer	189	CCF	\$387.75	\$0.00	\$387.75	2.0516	11.96%
Total Cost:			\$3,243.25	\$0.00	\$3,243.25		

For ROBERTS
ELEMENTARY



Filters: Cost Center Name Not Equal To DoNotReport; Billing Period Equal To 201104

elpaso

Energy CAP

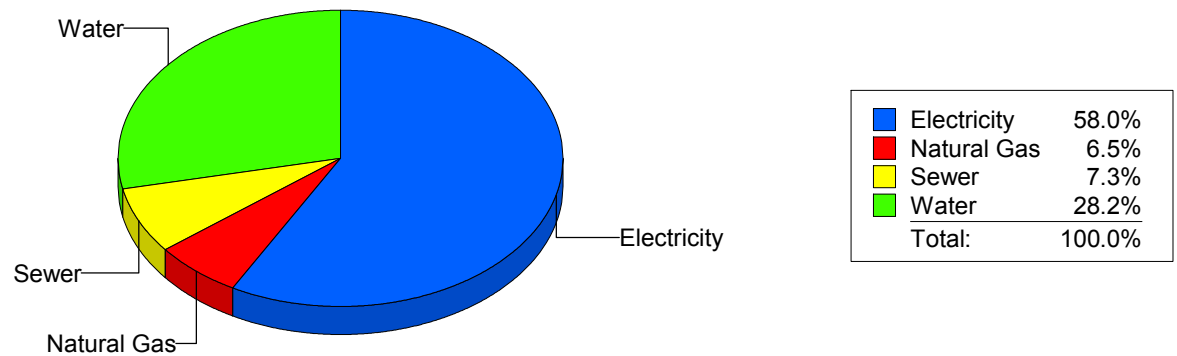
Cost Avoidance Program

Cost Summary Graph

Grouped by Energy Type

Energy Type	Use	Units	Meter Cost	Special Charges	Total Cost	Avg Unit Cost	% of Total Cost
Site: ROSA GUERRERO ELEMEN - ROSA GUERRERO ELEMEN							
Electricity	43,140	KWH	\$2,640.87	\$0.00	\$2,640.87	0.0612	57.99%
Natural Gas	402	CCF	\$295.16	\$0.00	\$295.16	0.7342	6.48%
Water	533	CCF	\$1,286.18	\$0.00	\$1,286.18	2.4131	28.24%
Sewer	104	CCF	\$331.93	\$0.00	\$331.93	3.1916	7.29%
Total Cost:			\$4,554.14	\$0.00	\$4,554.14		

For ROSA
GUERRERO
ELEMEN



Filters: Cost Center Name Not Equal To DoNotReport; Billing Period Equal To 201104

elpaso

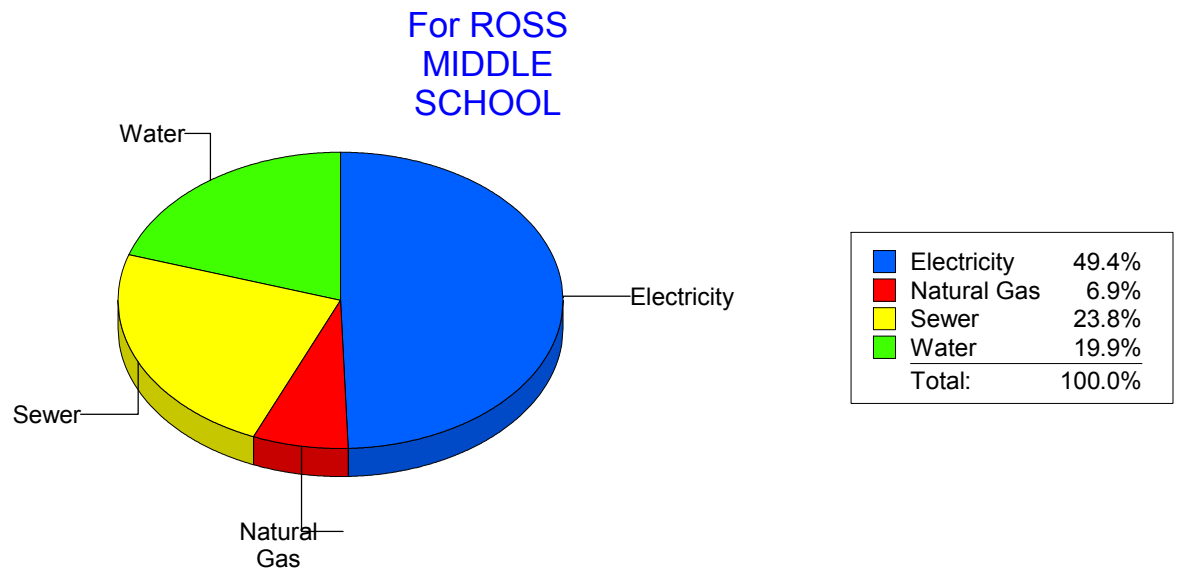
Energy CAP

Cost Avoidance Program

Cost Summary Graph

Grouped by Energy Type

Energy Type	Use	Units	Meter Cost	Special Charges	Total Cost	Avg Unit Cost	% of Total Cost
Site: ROSS MIDDLE SCHOOL - ROSS MIDDLE SCHOOL							
Electricity	47,887	KWH	\$2,726.00	\$0.00	\$2,726.00	0.0569	49.36%
Natural Gas	606	CCF	\$380.83	\$0.00	\$380.83	0.6284	6.90%
Water	672	CCF	\$1,099.59	\$0.00	\$1,099.59	1.6363	19.91%
Sewer	928	CCF	\$1,316.17	\$0.00	\$1,316.17	1.4183	23.83%
Total Cost:			\$5,522.59	\$0.00	\$5,522.59		



Filters: Cost Center Name Not Equal To DoNotReport; Billing Period Equal To 201104

elpaso

Energy CAP

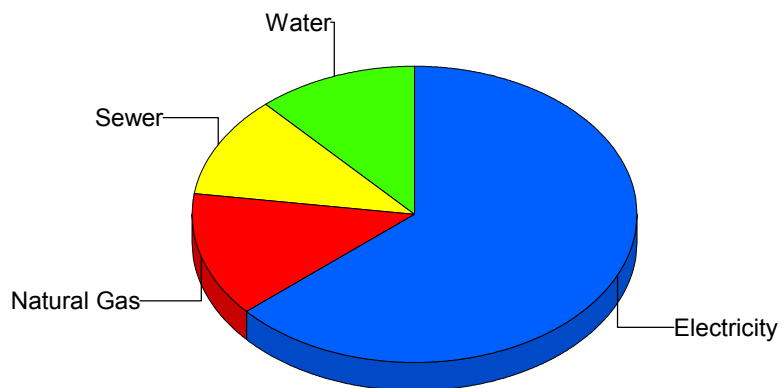
Cost Avoidance Program

Cost Summary Graph

Grouped by Energy Type

Energy Type	Use	Units	Meter Cost	Special Charges	Total Cost	Avg Unit Cost	% of Total Cost
Site: RUSK ELEMENTARY - RUSK ELEMENTARY							
Electricity	25,538	KWH	\$1,708.58	\$0.00	\$1,708.58	0.0669	63.50%
Natural Gas	483	CCF	\$372.76	\$0.00	\$372.76	0.7718	13.85%
Water	121	CCF	\$317.26	\$0.00	\$317.26	2.6220	11.79%
Sewer	124	CCF	\$292.07	\$0.00	\$292.07	2.3554	10.85%
Total Cost:			\$2,690.67	\$0.00	\$2,690.67		

For RUSK
ELEMENTARY



Electricity	63.5%
Natural Gas	13.9%
Sewer	10.9%
Water	11.8%
Total:	100.0%

Filters: Cost Center Name Not Equal To DoNotReport; Billing Period Equal To 201104

elpaso

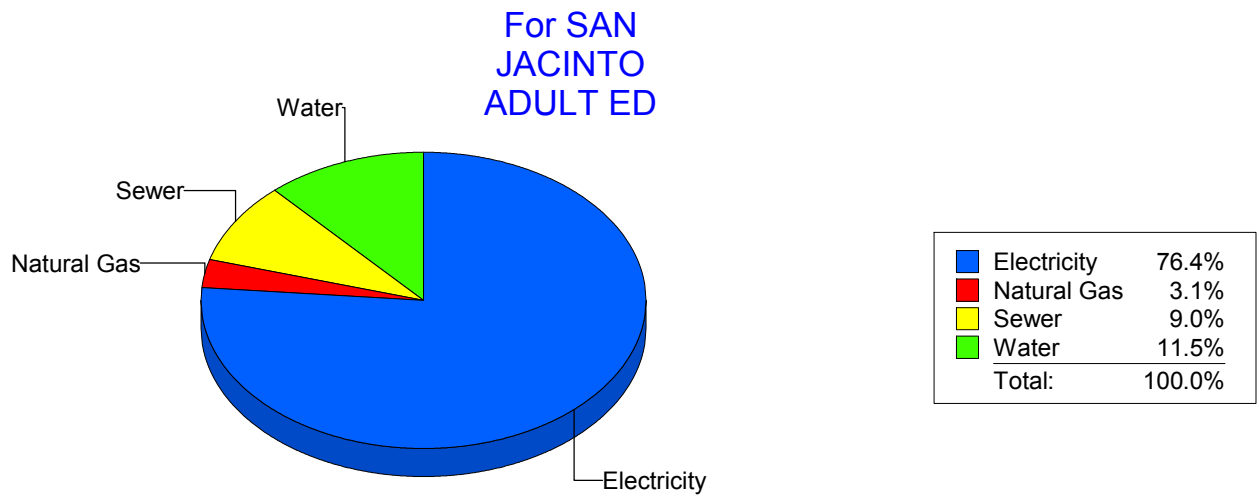
Energy CAP

Cost Avoidance Program

Cost Summary Graph

Grouped by Energy Type

Energy Type	Use	Units	Meter Cost	Special Charges	Total Cost	Avg Unit Cost	% of Total Cost
Site: SAN JACINTO ADULT ED - SAN JACINTO ADULT ED							
Electricity	8,300	KWH	\$913.55	\$0.00	\$913.55	0.1101	76.37%
Natural Gas	5	CCF	\$36.64	\$0.00	\$36.64	7.3280	3.06%
Water	52	CCF	\$138.03	\$0.00	\$138.03	2.6544	11.54%
Sewer	36	CCF	\$107.96	\$0.00	\$107.96	2.9989	9.03%
Total Cost:			\$1,196.18	\$0.00	\$1,196.18		



Filters: Cost Center Name Not Equal To DoNotReport; Billing Period Equal To 201104

elpaso

Energy CAP

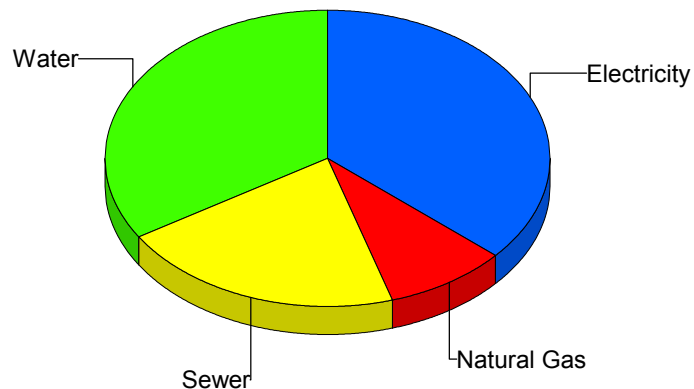
Cost Avoidance Program

Cost Summary Graph

Grouped by Energy Type

Energy Type	Use	Units	Meter Cost	Special Charges	Total Cost	Avg Unit Cost	% of Total Cost
Site: SCHUSTER ELEMENTARY - SCHUSTER ELEMENTARY							
Electricity	15,520	KWH	\$689.06	\$0.00	\$689.06	0.0444	36.41%
Natural Gas	241	CCF	\$165.80	\$0.00	\$165.80	0.6880	8.76%
Water	400	CCF	\$642.63	\$0.00	\$642.63	1.6066	33.96%
Sewer	262	CCF	\$394.98	\$0.00	\$394.98	1.5076	20.87%
Total Cost:			\$1,892.47	\$0.00	\$1,892.47		

For
SCHUSTER
ELEMENTARY



Electricity	36.4%
Natural Gas	8.8%
Sewer	20.9%
Water	34.0%
Total:	100.0%

Filters: Cost Center Name Not Equal To DoNotReport; Billing Period Equal To 201104

elpaso

Energy CAP

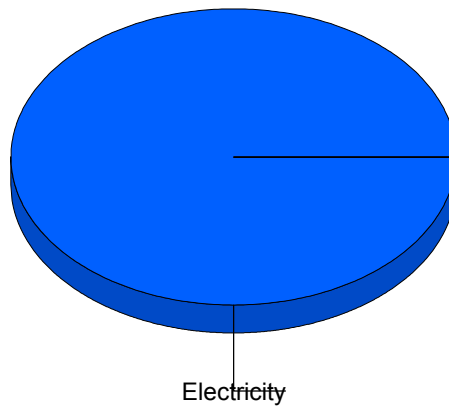
Cost Avoidance Program

Cost Summary Graph

Grouped by Energy Type

Energy Type	Use	Units	Meter Cost	Special Charges	Total Cost	Avg Unit Cost	% of Total Cost
Site: SKYPARK - SKY PARK							
Electricity	1,861	KWH	\$162.17	\$0.00	\$162.17	0.0871	100.00%
Total Cost:			\$162.17	\$0.00	\$162.17		

For SKY PARK



Filters: Cost Center Name Not Equal To DoNotReport; Billing Period Equal To 201104

elpaso

Energy CAP

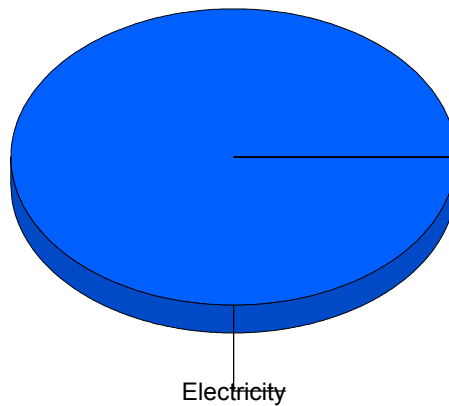
Cost Avoidance Program

Cost Summary Graph

Grouped by Energy Type

Energy Type	Use	Units	Meter Cost	Special Charges	Total Cost	Avg Unit Cost	% of Total Cost
Site: SKYPARKIB1 - SKY PARK I B1							
Electricity	1,418 KWH		\$128.61	\$0.00	\$128.61	0.0907	100.00%
Total Cost:			\$128.61	\$0.00	\$128.61		

For SKY PARK
I B1



■ Electricity	100.0%
Total:	100.0%

Filters: Cost Center Name Not Equal To DoNotReport; Billing Period Equal To 201104

elpaso

Energy CAP

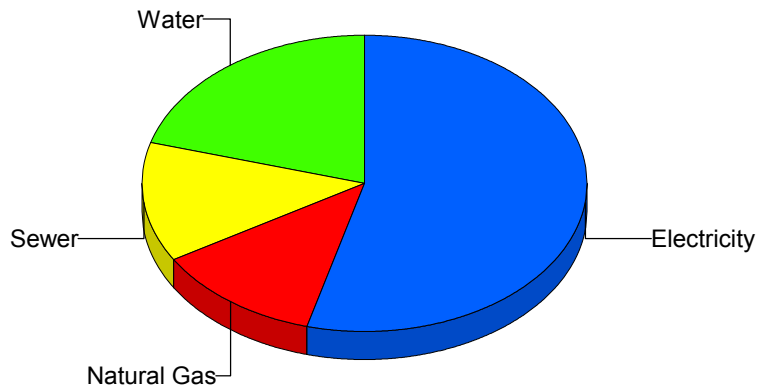
Cost Avoidance Program

Cost Summary Graph

Grouped by Energy Type

Energy Type	Use	Units	Meter Cost	Special Charges	Total Cost	Avg Unit Cost	% of Total Cost
Site: STANTON ELEMENTARY - STANTON ELEMENTARY							
Electricity	24,259	KWH	\$1,605.06	\$0.00	\$1,605.06	0.0662	54.18%
Natural Gas	516	CCF	\$362.92	\$0.00	\$362.92	0.7033	12.25%
Water	349	CCF	\$610.99	\$0.00	\$610.99	1.7507	20.62%
Sewer	214	CCF	\$383.50	\$0.00	\$383.50	1.7921	12.95%
Total Cost:			\$2,962.47	\$0.00	\$2,962.47		

For STANTON
ELEMENTARY



Electricity	54.2%
Natural Gas	12.3%
Sewer	12.9%
Water	20.6%
Total:	100.0%

Filters: Cost Center Name Not Equal To DoNotReport; Billing Period Equal To 201104

elpaso

Energy CAP

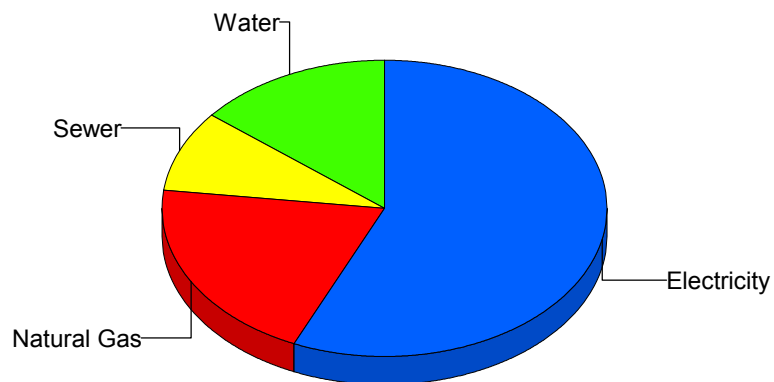
Cost Avoidance Program

Cost Summary Graph

Grouped by Energy Type

Energy Type	Use	Units	Meter Cost	Special Charges	Total Cost	Avg Unit Cost	% of Total Cost
Site: SUNSET HIGH - SUNSET HIGH							
Electricity	10,240	KWH	\$427.17	\$0.00	\$427.17	0.0417	56.79%
Natural Gas	216	CCF	\$150.63	\$0.00	\$150.63	0.6974	20.02%
Water	17	CCF	\$105.82	\$0.00	\$105.82	6.2247	14.07%
Sewer	5	CCF	\$68.59	\$0.00	\$68.59	13.7180	9.12%
Total Cost:			\$752.21	\$0.00	\$752.21		

For SUNSET
HIGH



Filters: Cost Center Name Not Equal To DoNotReport; Billing Period Equal To 201104

elpaso

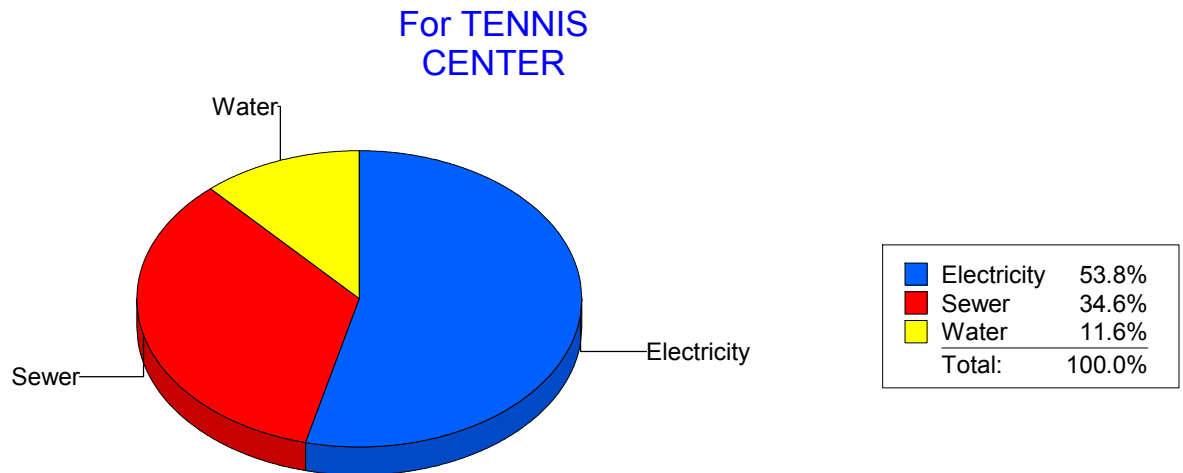
Energy CAP

Cost Avoidance Program

Cost Summary Graph

Grouped by Energy Type

Energy Type	Use	Units	Meter Cost	Special Charges	Total Cost	Avg Unit Cost	% of Total Cost
Site: TENNISCENTER - TENNIS CENTER							
Electricity	2,157 KWH		\$298.21	\$0.00	\$298.21	0.1383	53.82%
Water	1 CCF		\$64.08	\$0.00	\$64.08	64.0800	11.57%
Sewer	102 CCF		\$191.78	\$0.00	\$191.78	1.8802	34.61%
Total Cost:			\$554.07	\$0.00	\$554.07		



Filters: Cost Center Name Not Equal To DoNotReport; Billing Period Equal To 201104

elpaso

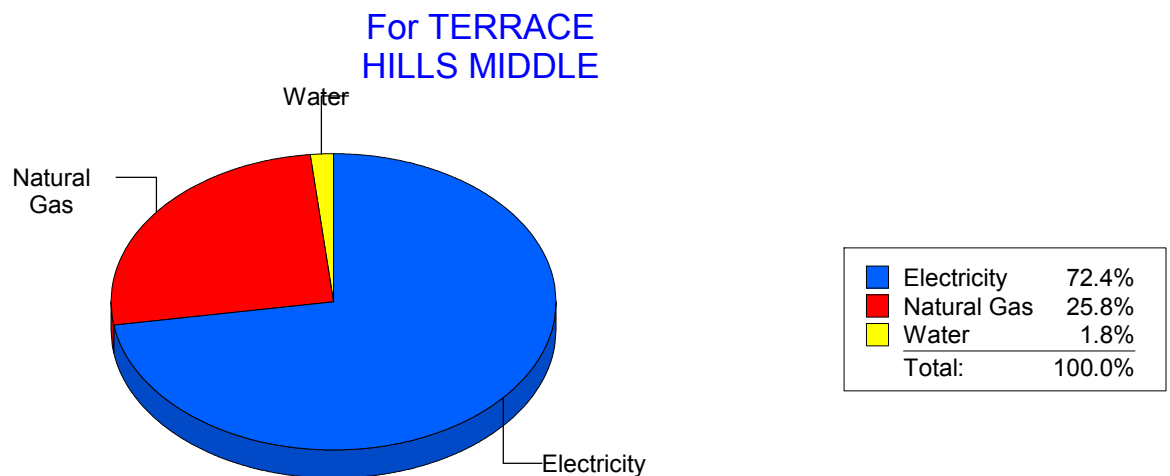
Energy CAP

Cost Avoidance Program

Cost Summary Graph

Grouped by Energy Type

Energy Type	Use	Units	Meter Cost	Special Charges	Total Cost	Avg Unit Cost	% of Total Cost
Site: TERRACE HILLS MIDDLE - TERRACE HILLS MIDDLE							
Electricity	31,650	KWH	\$1,484.94	\$0.00	\$1,484.94	0.0469	72.43%
Natural Gas	814	CCF	\$529.01	\$0.00	\$529.01	0.6499	25.80%
Water	0	CCF	\$36.36	\$0.00	\$36.36	0.0000	1.77%
Total Cost:			\$2,050.31	\$0.00	\$2,050.31		



Filters: Cost Center Name Not Equal To DoNotReport; Billing Period Equal To 201104

elpaso

Energy CAP

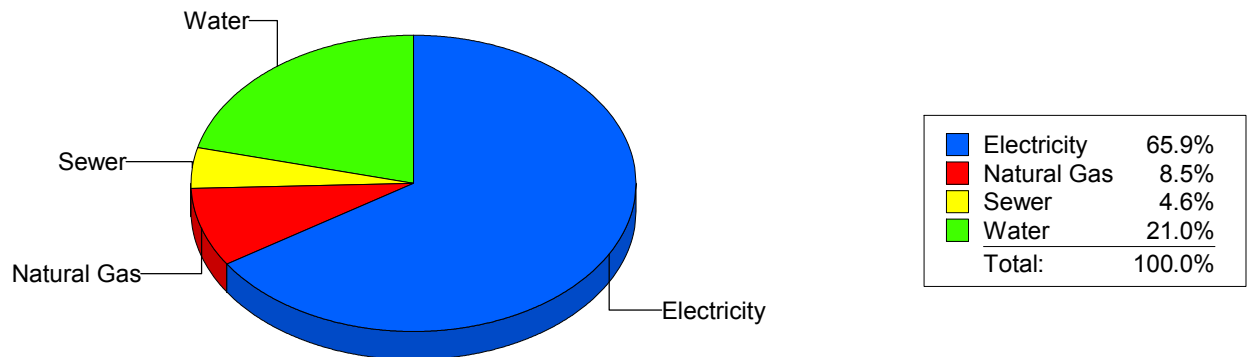
Cost Avoidance Program

Cost Summary Graph

Grouped by Energy Type

Energy Type	Use	Units	Meter Cost	Special Charges	Total Cost	Avg Unit Cost	% of Total Cost
Site: TIPPIN - TIPPIN ELEMENTARY							
Electricity	67,800	KWH	\$3,439.45	\$0.00	\$3,439.45	0.0507	65.86%
Natural Gas	717	CCF	\$444.63	\$0.00	\$444.63	0.6201	8.51%
Water	247	CCF	\$1,096.33	\$0.00	\$1,096.33	4.4386	20.99%
Sewer	82	CCF	\$241.75	\$0.00	\$241.75	2.9482	4.63%
Total Cost:			\$5,222.16	\$0.00	\$5,222.16		

For TIPPIN
ELEMENTARY



Filters: Cost Center Name Not Equal To DoNotReport; Billing Period Equal To 201104

elpaso

Energy CAP

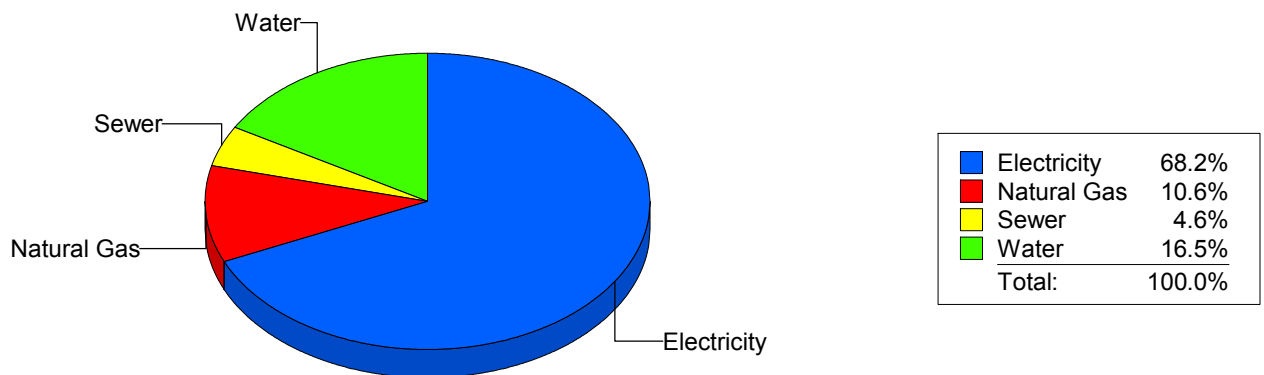
Cost Avoidance Program

Cost Summary Graph

Grouped by Energy Type

Energy Type	Use	Units	Meter Cost	Special Charges	Total Cost	Avg Unit Cost	% of Total Cost
Site: TOMLEA - TOM LEA							
Electricity	60,960	KWH	\$3,202.60	\$0.00	\$3,202.60	0.0525	68.21%
Natural Gas	812	CCF	\$499.22	\$0.00	\$499.22	0.6148	10.63%
Water	219	CCF	\$776.80	\$0.00	\$776.80	3.5470	16.55%
Sewer	62	CCF	\$216.35	\$0.00	\$216.35	3.4895	4.61%
Total Cost:			\$4,694.97	\$0.00	\$4,694.97		

For TOM LEA



Filters: Cost Center Name Not Equal To DoNotReport; Billing Period Equal To 201104

elpaso

Energy CAP

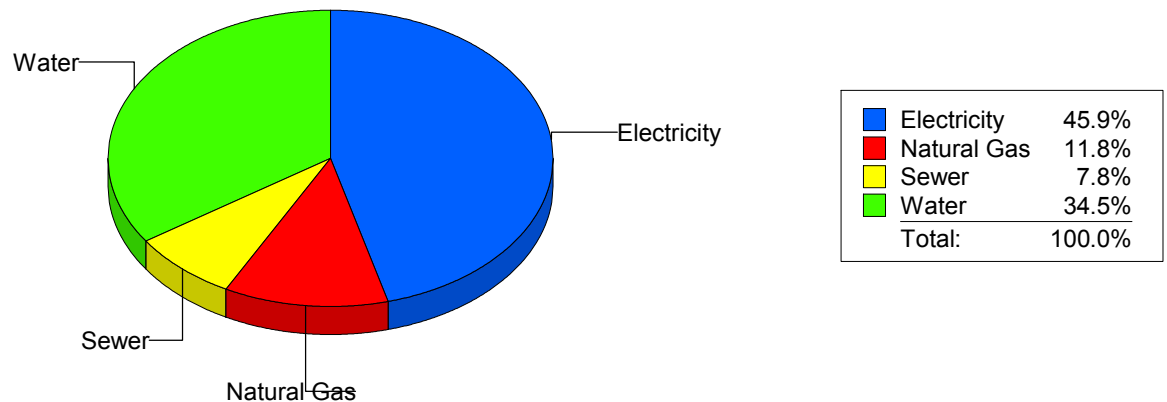
Cost Avoidance Program

Cost Summary Graph

Grouped by Energy Type

Energy Type	Use	Units	Meter Cost	Special Charges	Total Cost	Avg Unit Cost	% of Total Cost
Site: TRAVIS ELEMENTARY SC - TRAVIS ELEMENTARY SC							
Electricity	27,298	KWH	\$1,391.41	\$0.00	\$1,391.41	0.0510	45.91%
Natural Gas	507	CCF	\$356.95	\$0.00	\$356.95	0.7040	11.78%
Water	336	CCF	\$1,044.67	\$0.00	\$1,044.67	3.1091	34.47%
Sewer	99	CCF	\$237.45	\$0.00	\$237.45	2.3985	7.84%
Total Cost:			\$3,030.48	\$0.00	\$3,030.48		

For TRAVIS
ELEMENTARY
SC



Filters: Cost Center Name Not Equal To DoNotReport; Billing Period Equal To 201104

elpaso

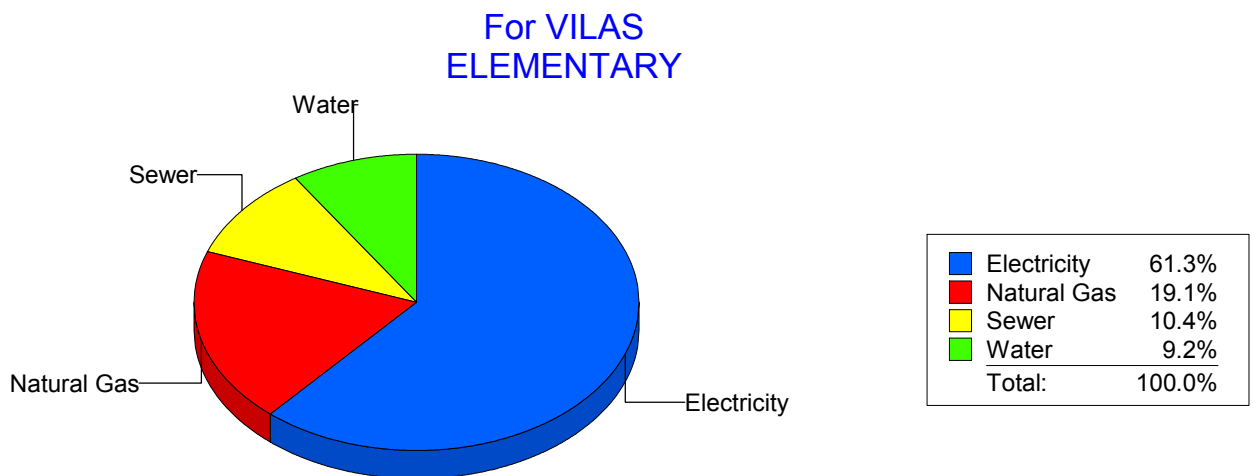
Energy CAP

Cost Avoidance Program

Cost Summary Graph

Grouped by Energy Type

Energy Type	Use	Units	Meter Cost	Special Charges	Total Cost	Avg Unit Cost	% of Total Cost
Site: VILAS ELEMENTARY - VILAS ELEMENTARY							
Electricity	42,444	KWH	\$2,640.85	\$0.00	\$2,640.85	0.0622	61.34%
Natural Gas	1,203	CCF	\$822.93	\$0.00	\$822.93	0.6841	19.11%
Water	92	CCF	\$394.62	\$0.00	\$394.62	4.2893	9.17%
Sewer	148	CCF	\$447.03	\$0.00	\$447.03	3.0205	10.38%
Total Cost:			\$4,305.43	\$0.00	\$4,305.43		



Filters: Cost Center Name Not Equal To DoNotReport; Billing Period Equal To 201104

elpaso

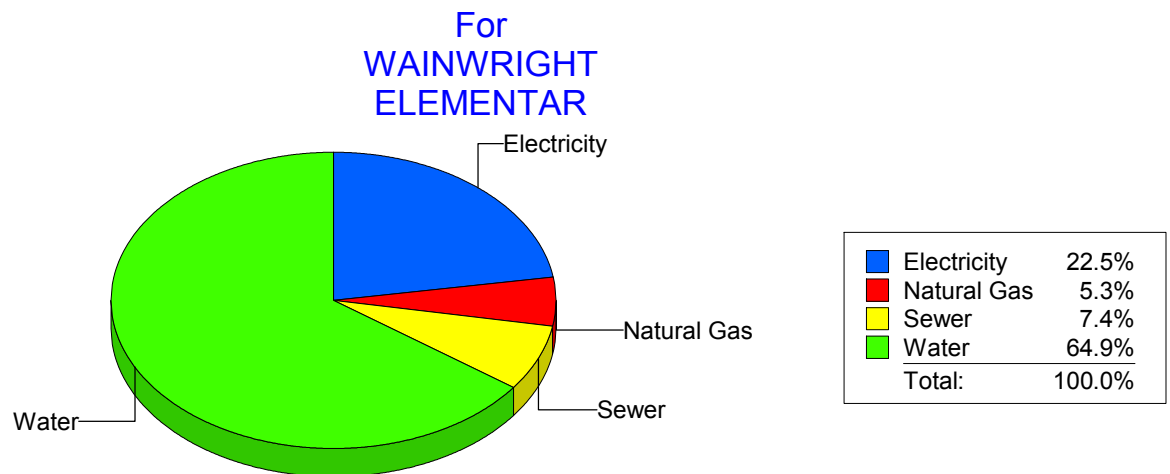
Energy CAP

Cost Avoidance Program

Cost Summary Graph

Grouped by Energy Type

Energy Type	Use	Units	Meter Cost	Special Charges	Total Cost	Avg Unit Cost	% of Total Cost
Site: WAINWRIGHT ELEMENTAR - WAINWRIGHT ELEMENTAR							
Electricity	8,554	KWH	\$569.60	\$0.00	\$569.60	0.0666	22.47%
Natural Gas	67	CCF	\$134.16	\$0.00	\$134.16	2.0024	5.29%
Water	372	CCF	\$1,644.00	\$0.00	\$1,644.00	4.4194	64.87%
Sewer	41	CCF	\$186.66	\$0.00	\$186.66	4.5527	7.36%
Total Cost:			\$2,534.42	\$0.00	\$2,534.42		



Filters: Cost Center Name Not Equal To DoNotReport; Billing Period Equal To 201104

elpaso

Energy CAP

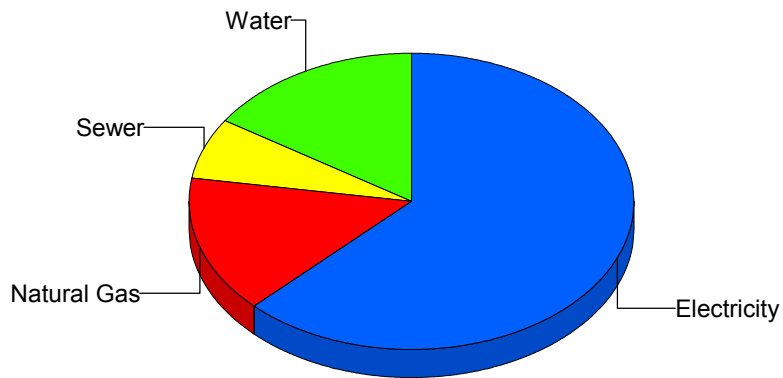
Cost Avoidance Program

Cost Summary Graph

Grouped by Energy Type

Energy Type	Use	Units	Meter Cost	Special Charges	Total Cost	Avg Unit Cost	% of Total Cost
Site: WESTERN HILLS ELEMEN - WESTERN HILLS ELEMEN							
Electricity	51,960	KWH	\$2,801.86	\$0.00	\$2,801.86	0.0539	62.50%
Natural Gas	1,113	CCF	\$672.20	\$0.00	\$672.20	0.6040	14.99%
Water	348	CCF	\$708.19	\$0.00	\$708.19	2.0350	15.80%
Sewer	70	CCF	\$300.85	\$0.00	\$300.85	4.2979	6.71%
Total Cost:			\$4,483.10	\$0.00	\$4,483.10		

For WESTERN
HILLS ELEMEN



Electricity	62.5%
Natural Gas	15.0%
Sewer	6.7%
Water	15.8%
Total:	100.0%

Filters: Cost Center Name Not Equal To DoNotReport; Billing Period Equal To 201104

elpaso

Energy CAP

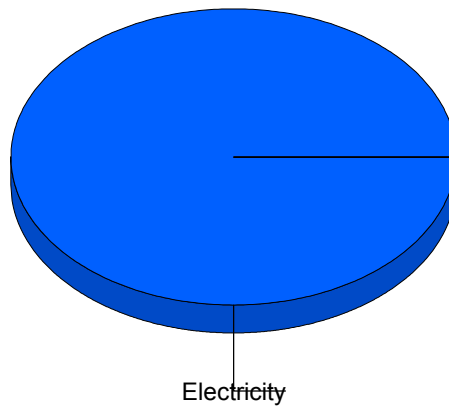
Cost Avoidance Program

Cost Summary Graph

Grouped by Energy Type

Energy Type	Use	Units	Meter Cost	Special Charges	Total Cost	Avg Unit Cost	% of Total Cost
Site: WESTSIDE TRANSPORTAT - WESTSIDE TRANSPORTAT							
Electricity		2,025 KWH	\$147.41	\$0.00	\$147.41	0.0728	100.00%
Total Cost:			\$147.41	\$0.00	\$147.41		

For WESTSIDE
TRANSPORTAT



■ Electricity	100.0%
Total:	100.0%

Filters: Cost Center Name Not Equal To DoNotReport; Billing Period Equal To 201104

elpaso

Energy CAP

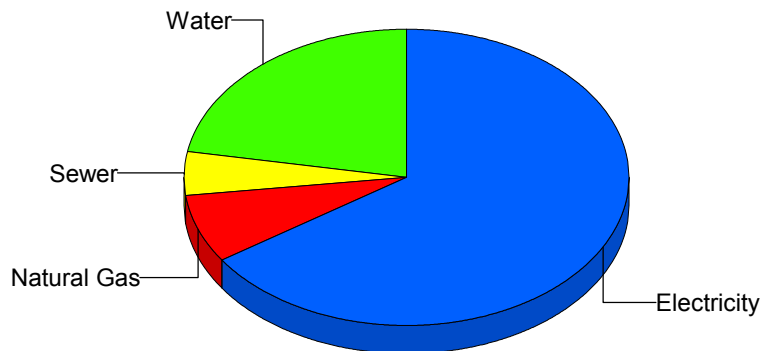
Cost Avoidance Program

Cost Summary Graph

Grouped by Energy Type

Energy Type	Use	Units	Meter Cost	Special Charges	Total Cost	Avg Unit Cost	% of Total Cost
Site: WHITAKER ELEMENTARY - WHITAKER ELEMENTARY							
Electricity	61,560	KWH	\$3,887.06	\$0.00	\$3,887.06	0.0631	65.59%
Natural Gas	710	CCF	\$440.60	\$0.00	\$440.60	0.6206	7.43%
Water	584	CCF	\$1,322.84	\$0.00	\$1,322.84	2.2651	22.32%
Sewer	109	CCF	\$276.04	\$0.00	\$276.04	2.5325	4.66%
Total Cost:			\$5,926.54	\$0.00	\$5,926.54		

For WHITAKER
ELEMENTARY



Electricity	65.6%
Natural Gas	7.4%
Sewer	4.7%
Water	22.3%
Total:	100.0%

Filters: Cost Center Name Not Equal To DoNotReport; Billing Period Equal To 201104

el Paso

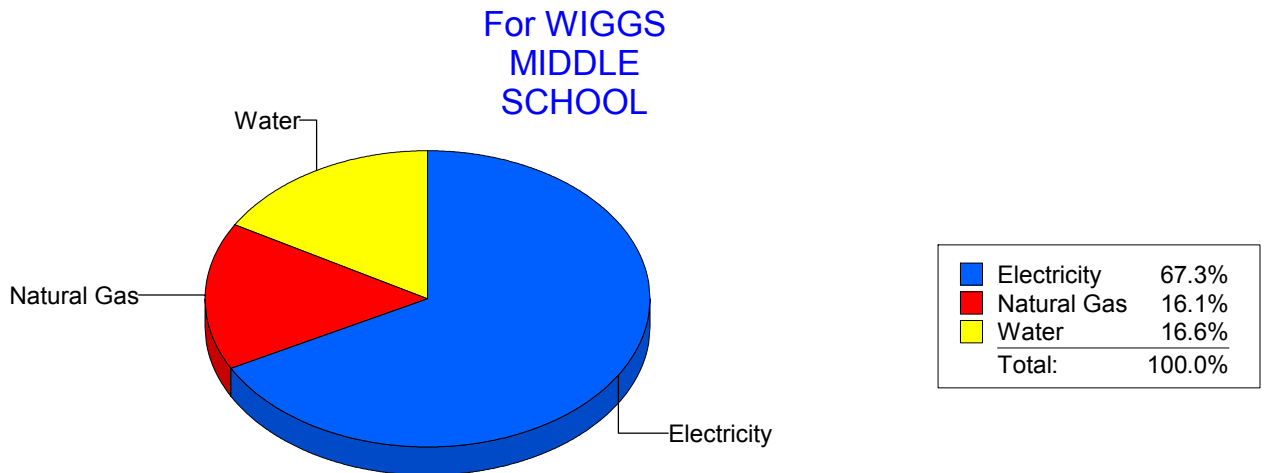
Energy CAP

Cost Avoidance Program

Cost Summary Graph

Grouped by Energy Type

Energy Type	Use	Units	Meter Cost	Special Charges	Total Cost	Avg Unit Cost	% of Total Cost
Site: WIGGS MIDDLE SCHOOL - WIGGS MIDDLE SCHOOL							
Electricity	52,260	KWH	\$2,466.03	\$0.00	\$2,466.03	0.0472	67.25%
Natural Gas	972	CCF	\$591.17	\$0.00	\$591.17	0.6082	16.12%
Water	225	CCF	\$609.73	\$0.00	\$609.73	2.7099	16.63%
Total Cost:			\$3,666.93	\$0.00	\$3,666.93		



Filters: Cost Center Name Not Equal To DoNotReport; Billing Period Equal To 201104

elpaso

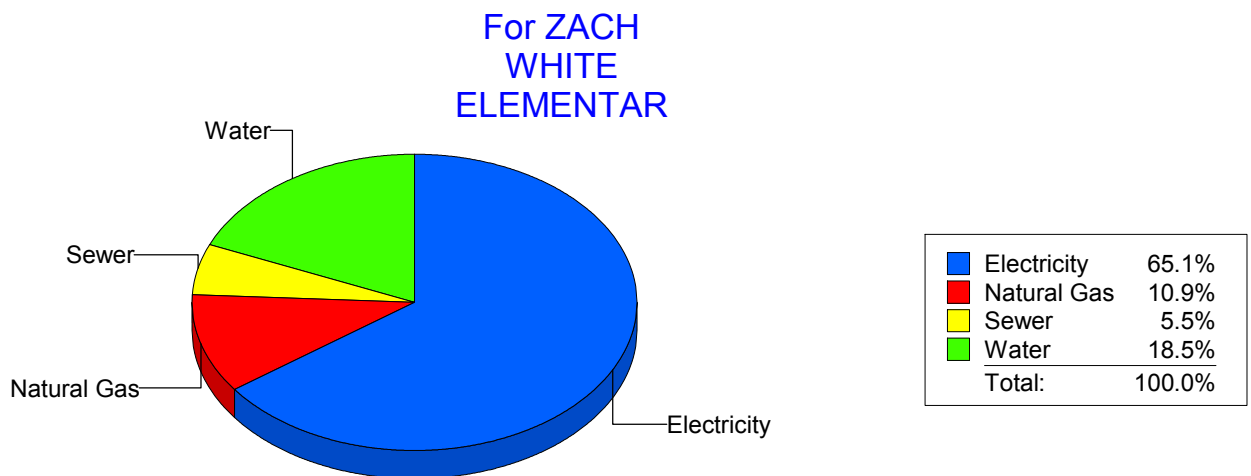
Energy CAP

Cost Avoidance Program

Cost Summary Graph

Grouped by Energy Type

Energy Type	Use	Units	Meter Cost	Special Charges	Total Cost	Avg Unit Cost	% of Total Cost
Site: ZACH WHITE ELEMENTAR - ZACH WHITE ELEMENTAR							
Electricity	58,800	KWH	\$3,025.81	\$0.00	\$3,025.81	0.0515	65.07%
Natural Gas	765	CCF	\$505.91	\$0.00	\$505.91	0.6613	10.88%
Water	316	CCF	\$861.91	\$0.00	\$861.91	2.7276	18.53%
Sewer	104	CCF	\$256.56	\$0.00	\$256.56	2.4669	5.52%
Total Cost:			\$4,650.19	\$0.00	\$4,650.19		



Filters: Cost Center Name Not Equal To DoNotReport; Billing Period Equal To 201104

elpaso

Energy CAP

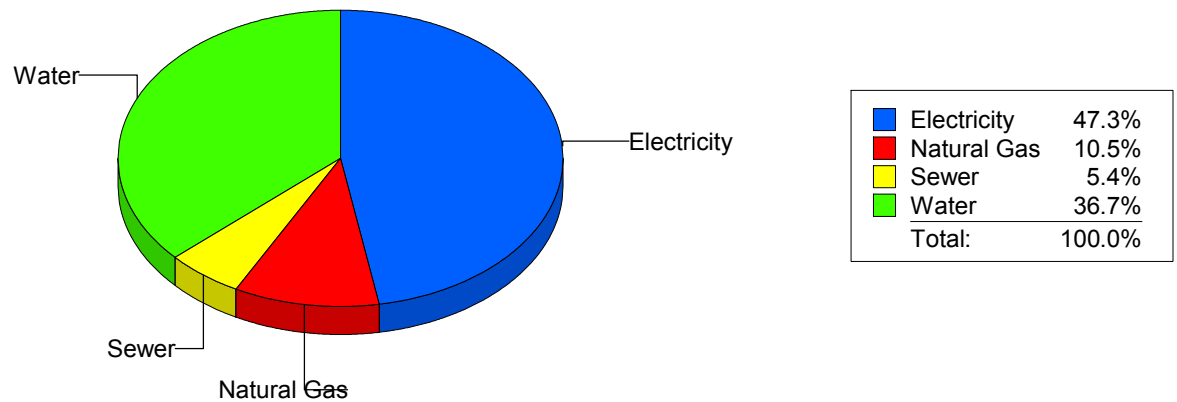
Cost Avoidance Program

Cost Summary Graph

Grouped by Energy Type

Energy Type	Use	Units	Meter Cost	Special Charges	Total Cost	Avg Unit Cost	% of Total Cost
Site: ZAVALA ELEMENTARY SC - ZAVALA ELEMENTARY SC							
Electricity	29,503	KWH	\$1,105.27	\$0.00	\$1,105.27	0.0375	47.34%
Natural Gas	376	CCF	\$246.13	\$0.00	\$246.13	0.6546	10.54%
Water	222	CCF	\$857.38	\$0.00	\$857.38	3.8621	36.73%
Sewer	50	CCF	\$125.74	\$0.00	\$125.74	2.5148	5.39%
Total Cost:			\$2,334.52	\$0.00	\$2,334.52		

For ZAVALA
ELEMENTARY
SC



Filters: Cost Center Name Not Equal To DoNotReport; Billing Period Equal To 201104

elpaso

Energy CAP

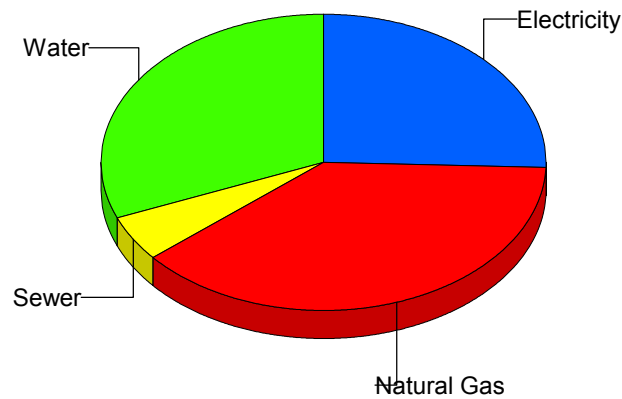
Cost Avoidance Program

Cost Summary Graph

Grouped by Energy Type

Energy Type	Use	Units	Meter Cost	Special Charges	Total Cost	Avg Unit Cost	% of Total Cost
Site: ZUNI COTTAGES - ZUNI COTTAGES							
Electricity		464 KWH	\$59.49	\$0.00	\$59.49	0.1282	25.49%
Natural Gas		45 CCF	\$89.60	\$0.00	\$89.60	1.9911	38.39%
Water		16 CCF	\$72.92	\$0.00	\$72.92	4.5575	31.24%
Sewer		1 CCF	\$11.38	\$0.00	\$11.38	11.3800	4.88%
Total Cost:			\$233.39	\$0.00	\$233.39		

For ZUNI COTTAGES



Electricity	25.5%
Natural Gas	38.4%
Sewer	4.9%
Water	31.2%
Total:	100.0%

Filters: Cost Center Name Not Equal To DoNotReport; Billing Period Equal To 201104

elpaso

Energy CAP

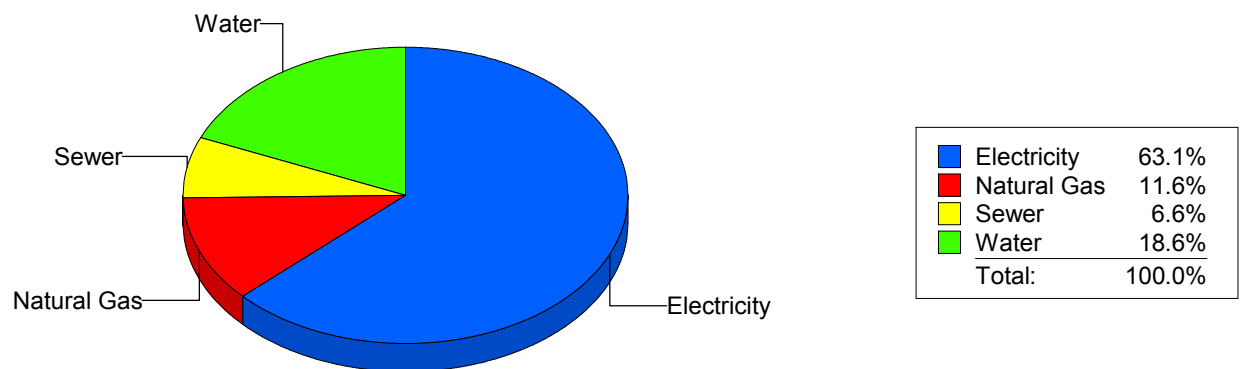
Cost Avoidance Program

Cost Summary Graph

Grouped by Energy Type

Energy Type	Use	Units	Meter Cost	Special Charges	Total Cost	Avg Unit Cost	% of Total Cost
All Sites							
Electricity	6,227,968	KWH	\$372,301.33	\$0.00	\$372,301.33	0.0598	63.09%
Natural Gas	109,333	CCF	\$68,653.05	\$0.00	\$68,653.05	0.6279	11.63%
Water	44,160	CCF	\$110,014.05	\$0.00	\$110,014.05	2.4913	18.64%
Sewer	18,072	CCF	\$39,130.40	\$0.00	\$39,130.40	2.1653	6.63%
Total Cost:			\$590,098.83	\$0.00	\$590,098.83		

For All Sites



Filters: Cost Center Name Not Equal To DoNotReport; Billing Period Equal To 201104