

elpaso

Energy CAP

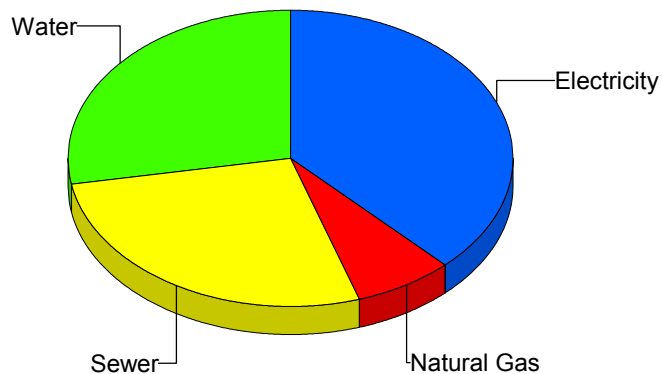
Cost Avoidance Program

Cost Summary Graph

Grouped by Energy Type

Energy Type	Use	Units	Meter Cost	Special Charges	Total Cost	Avg Unit Cost	% of Total Cost
Site: ALAMO ELEMENTARY SCH - ALAMO ELEMENTARY SCH							
Electricity	2,750	KWH	\$171.79	\$0.00	\$171.79	0.0625	37.64%
Natural Gas	0	CCF	\$33.38	\$0.00	\$33.38	0.0000	7.31%
Water	1	CCF	\$126.71	\$0.00	\$126.71	126.7100	27.77%
Sewer	0	CCF	\$124.48	\$0.00	\$124.48	0.0000	27.28%
Total Cost:			\$456.36	\$0.00	\$456.36		

For ALAMO
ELEMENTARY
SCH



Electricity	37.6%
Natural Gas	7.3%
Sewer	27.3%
Water	27.8%
Total:	100.0%

Filters: Cost Center Name Not Equal To DoNotReport; Billing Period Equal To 201103

elpaso

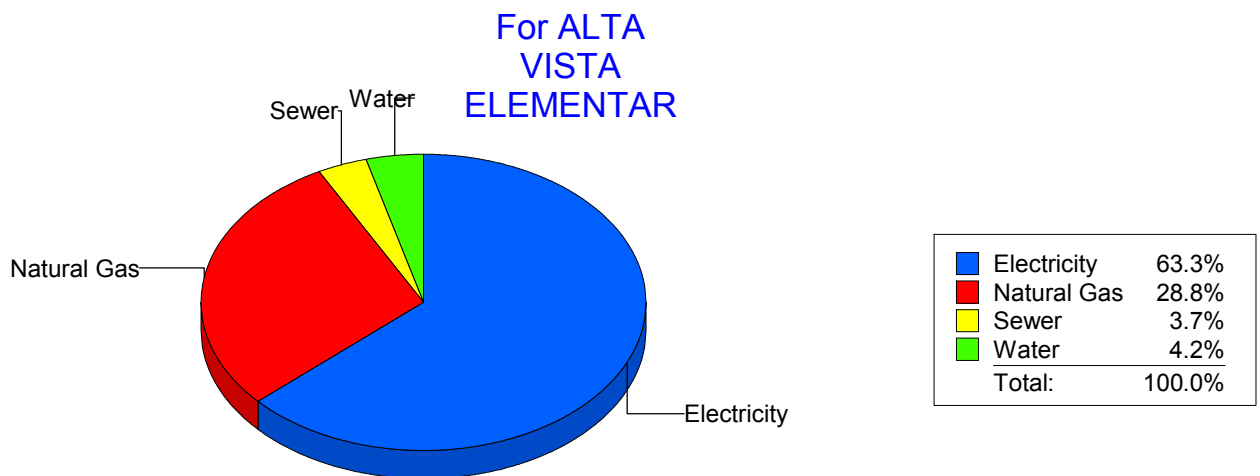
Energy CAP

Cost Avoidance Program

Cost Summary Graph

Grouped by Energy Type

Energy Type	Use	Units	Meter Cost	Special Charges	Total Cost	Avg Unit Cost	% of Total Cost
Site: ALTA VISTA ELEMENTAR - ALTA VISTA ELEMENTAR							
Electricity	24,300	KWH	\$2,928.05	\$0.00	\$2,928.05	0.1205	63.26%
Natural Gas	2,255	CCF	\$1,334.82	\$0.00	\$1,334.82	0.5919	28.84%
Water	90	CCF	\$193.13	\$0.00	\$193.13	2.1459	4.17%
Sewer	87	CCF	\$172.73	\$0.00	\$172.73	1.9854	3.73%
Total Cost:			\$4,628.73	\$0.00	\$4,628.73		



Filters: Cost Center Name Not Equal To DoNotReport; Billing Period Equal To 201103

el Paso

Energy CAP

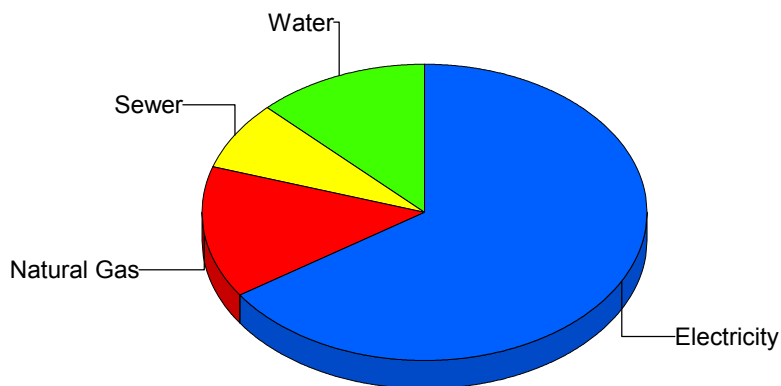
Cost Avoidance Program

Cost Summary Graph

Grouped by Energy Type

Energy Type	Use	Units	Meter Cost	Special Charges	Total Cost	Avg Unit Cost	% of Total Cost
Site: ANDRESS HIGH SCHOOL - ANDRESS HIGH SCHOOL							
Electricity	105,952	KWH	\$6,849.88	\$0.00	\$6,849.88	0.0647	65.43%
Natural Gas	2,540	CCF	\$1,528.96	\$0.00	\$1,528.96	0.6020	14.60%
Water	821	CCF	\$1,315.64	\$0.00	\$1,315.64	1.6025	12.57%
Sewer	502	CCF	\$775.15	\$0.00	\$775.15	1.5441	7.40%
Total Cost:			\$10,469.63	\$0.00	\$10,469.63		

For ANDRESS
HIGH SCHOOL



Electricity	65.4%
Natural Gas	14.6%
Sewer	7.4%
Water	12.6%
Total:	100.0%

Filters: Cost Center Name Not Equal To DoNotReport; Billing Period Equal To 201103

elpaso

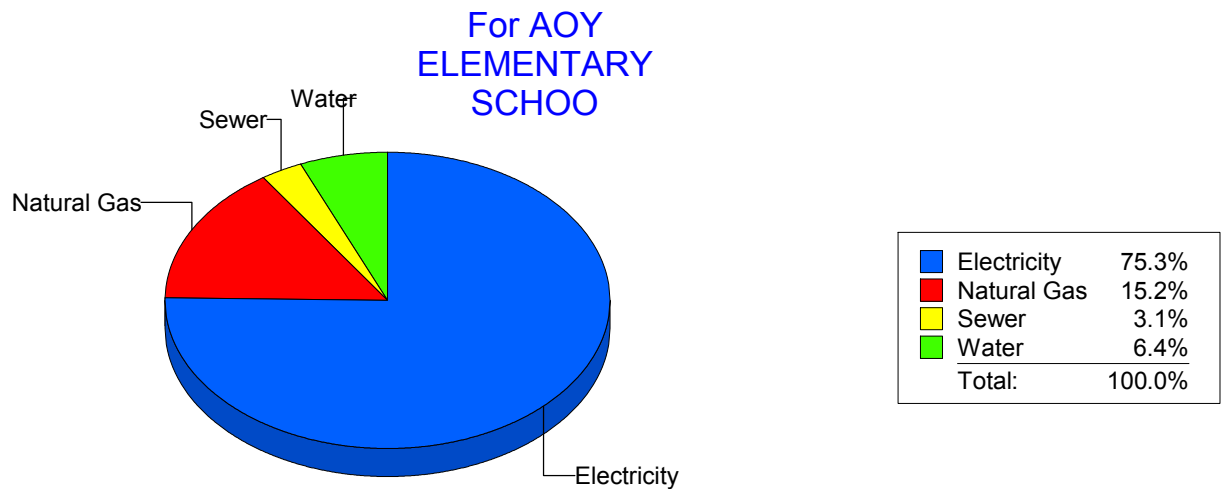
Energy CAP

Cost Avoidance Program

Cost Summary Graph

Grouped by Energy Type

Energy Type	Use	Units	Meter Cost	Special Charges	Total Cost	Avg Unit Cost	% of Total Cost
Site: AOY ELEMENTARY SCHOO - AOY ELEMENTARY SCHOO							
Electricity	64,856	KWH	\$8,518.04	\$0.00	\$8,518.04	0.1313	75.31%
Natural Gas	2,934	CCF	\$1,717.47	\$0.00	\$1,717.47	0.5854	15.18%
Water	204	CCF	\$723.53	\$0.00	\$723.53	3.5467	6.40%
Sewer	71	CCF	\$351.60	\$0.00	\$351.60	4.9521	3.11%
Total Cost:			\$11,310.64	\$0.00	\$11,310.64		



Filters: Cost Center Name Not Equal To DoNotReport; Billing Period Equal To 201103

elpaso

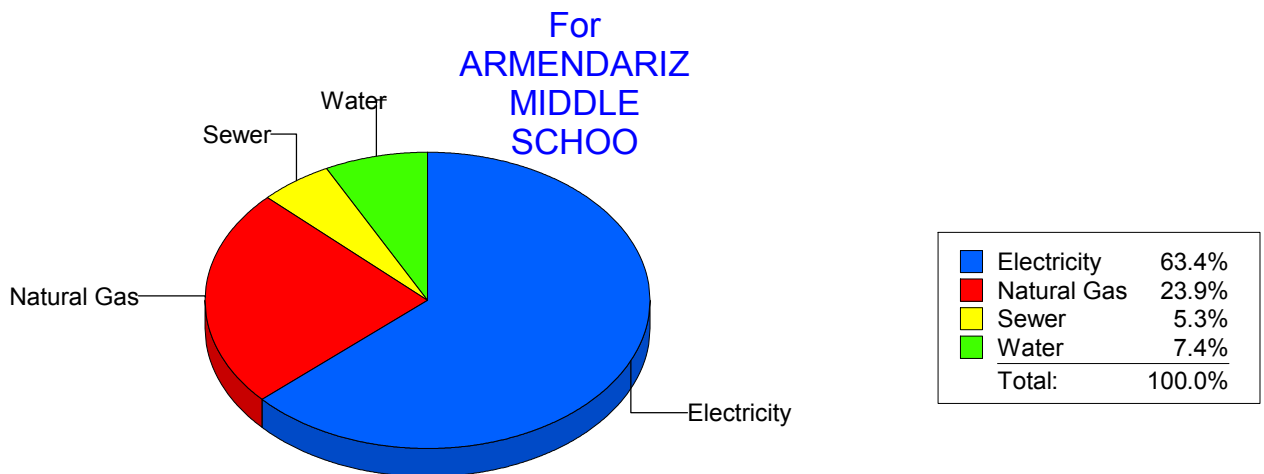
Energy CAP

Cost Avoidance Program

Cost Summary Graph

Grouped by Energy Type

Energy Type	Use	Units	Meter Cost	Special Charges	Total Cost	Avg Unit Cost	% of Total Cost
Site: ARMENDARIZ MIDDLE SCHOO - ARMENDARIZ MIDDLE SCHOO							
Electricity	49,000	KWH	\$4,778.14	\$0.00	\$4,778.14	0.0975	63.41%
Natural Gas	3,132	CCF	\$1,800.48	\$0.00	\$1,800.48	0.5749	23.89%
Water	201	CCF	\$557.16	\$0.00	\$557.16	2.7719	7.39%
Sewer	148	CCF	\$399.91	\$0.00	\$399.91	2.7021	5.31%
Total Cost:			\$7,535.69	\$0.00	\$7,535.69		



Filters: Cost Center Name Not Equal To DoNotReport; Billing Period Equal To 201103

elpaso

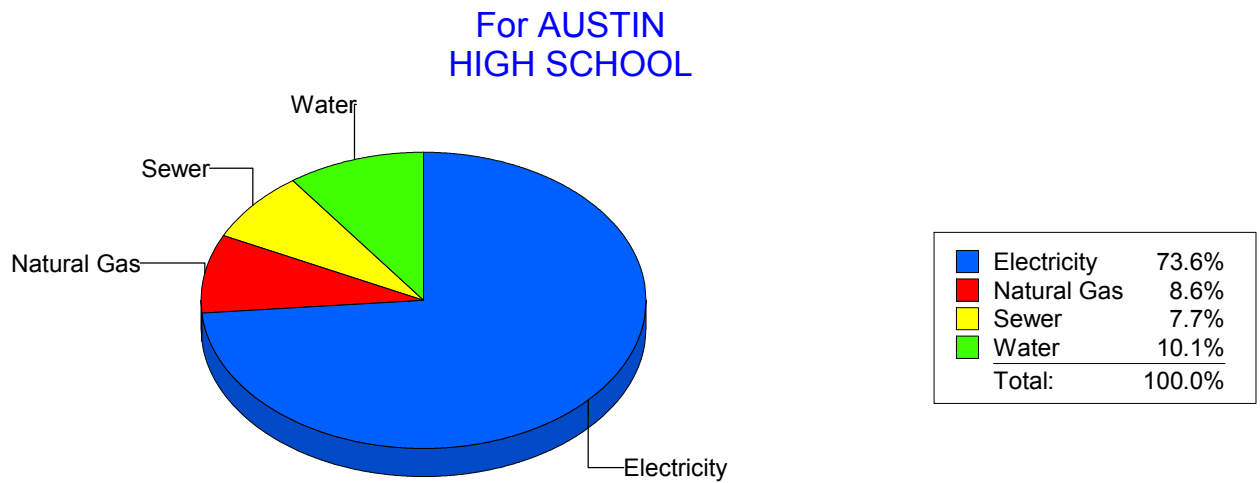
Energy CAP

Cost Avoidance Program

Cost Summary Graph

Grouped by Energy Type

Energy Type	Use	Units	Meter Cost	Special Charges	Total Cost	Avg Unit Cost	% of Total Cost
Site: AUSTIN HIGH SCHOOL - AUSTIN HIGH SCHOOL							
Electricity	100,501	KWH	\$10,715.71	\$0.00	\$10,715.71	0.1066	73.57%
Natural Gas	2,061	CCF	\$1,259.82	\$0.00	\$1,259.82	0.6113	8.65%
Water	486	CCF	\$1,467.13	\$0.00	\$1,467.13	3.0188	10.07%
Sewer	452	CCF	\$1,122.42	\$0.00	\$1,122.42	2.4832	7.71%
Total Cost:			\$14,565.08	\$0.00	\$14,565.08		



Filters: Cost Center Name Not Equal To DoNotReport; Billing Period Equal To 201103

elpaso

Energy CAP

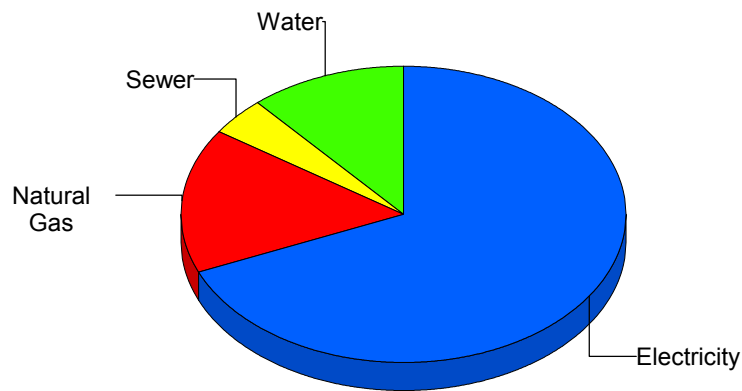
Cost Avoidance Program

Cost Summary Graph

Grouped by Energy Type

Energy Type	Use	Units	Meter Cost	Special Charges	Total Cost	Avg Unit Cost	% of Total Cost
Site: BARRON - BARRON							
Electricity	46,229	KWH	\$5,668.23	\$0.00	\$5,668.23	0.1226	68.64%
Natural Gas	2,182	CCF	\$1,295.97	\$0.00	\$1,295.97	0.5939	15.69%
Water	204	CCF	\$949.23	\$0.00	\$949.23	4.6531	11.49%
Sewer	86	CCF	\$344.41	\$0.00	\$344.41	4.0048	4.17%
Total Cost:			\$8,257.84	\$0.00	\$8,257.84		

For BARRON



Electricity	68.6%
Natural Gas	15.7%
Sewer	4.2%
Water	11.5%
Total:	100.0%

Filters: Cost Center Name Not Equal To DoNotReport; Billing Period Equal To 201103

elpaso

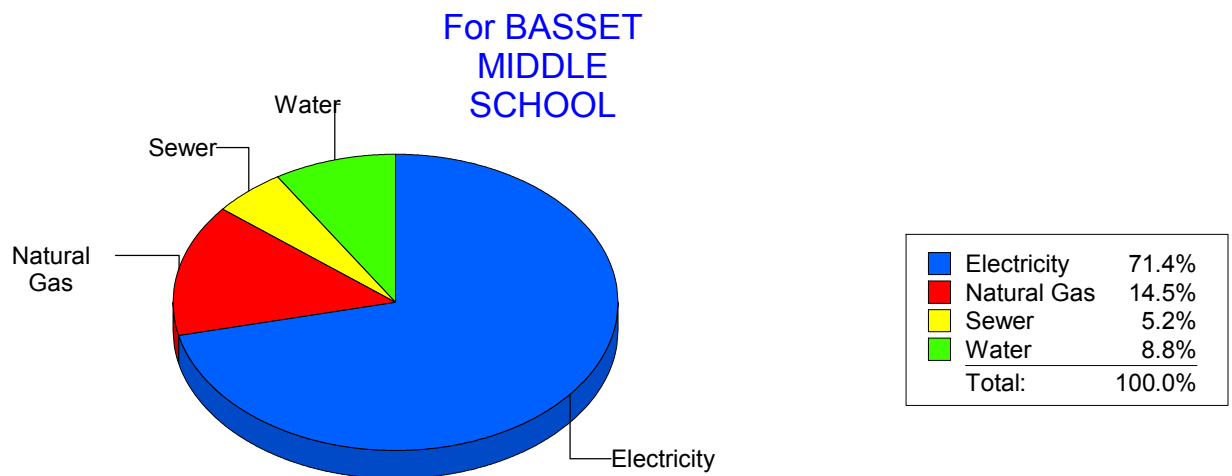
Energy CAP

Cost Avoidance Program

Cost Summary Graph

Grouped by Energy Type

Energy Type	Use	Units	Meter Cost	Special Charges	Total Cost	Avg Unit Cost	% of Total Cost
Site: BASSET MIDDLE SCHOOL - BASSET MIDDLE SCHOOL							
Electricity	59,617	KWH	\$6,818.38	\$0.00	\$6,818.38	0.1144	71.39%
Natural Gas	2,291	CCF	\$1,387.37	\$0.00	\$1,387.37	0.6056	14.53%
Water	360	CCF	\$844.88	\$0.00	\$844.88	2.3469	8.85%
Sewer	286	CCF	\$500.83	\$0.00	\$500.83	1.7512	5.24%
Total Cost:			\$9,551.46	\$0.00	\$9,551.46		



Filters: Cost Center Name Not Equal To DoNotReport; Billing Period Equal To 201103

elpaso

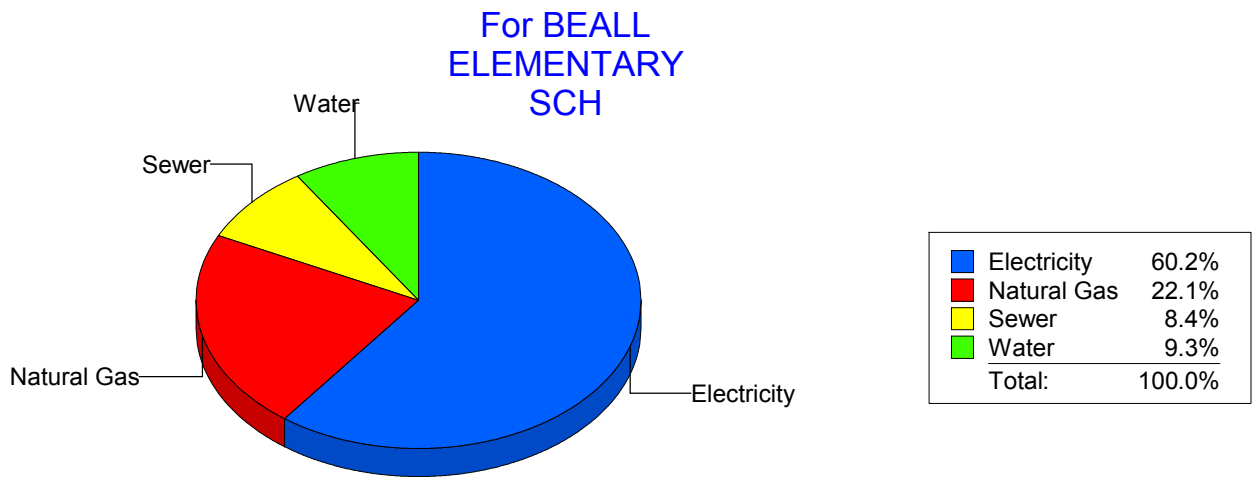
Energy CAP

Cost Avoidance Program

Cost Summary Graph

Grouped by Energy Type

Energy Type	Use	Units	Meter Cost	Special Charges	Total Cost	Avg Unit Cost	% of Total Cost
Site: BEALL ELEMENTARY SCH - BEALL ELEMENTARY SCH							
Electricity	19,920	KWH	\$2,072.40	\$0.00	\$2,072.40	0.1040	60.17%
Natural Gas	1,293	CCF	\$762.61	\$0.00	\$762.61	0.5898	22.14%
Water	134	CCF	\$319.49	\$0.00	\$319.49	2.3843	9.28%
Sewer	120	CCF	\$290.01	\$0.00	\$290.01	2.4168	8.42%
Total Cost:			\$3,444.51	\$0.00	\$3,444.51		



Filters: Cost Center Name Not Equal To DoNotReport; Billing Period Equal To 201103

el Paso

Energy CAP

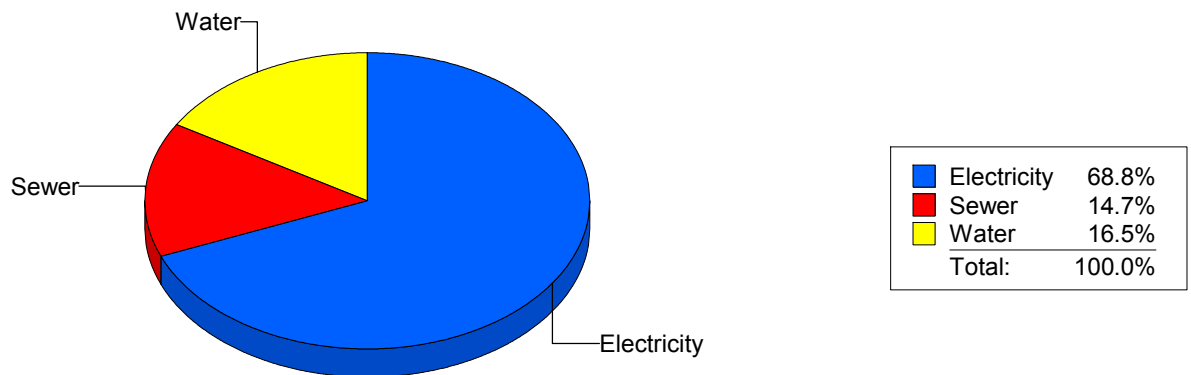
Cost Avoidance Program

Cost Summary Graph

Grouped by Energy Type

Energy Type	Use	Units	Meter Cost	Special Charges	Total Cost	Avg Unit Cost	% of Total Cost
Site: BLISS ELEMENTARY - BLISS ELEMENTARY							
Electricity	20,000	KWH	\$2,104.83	\$0.00	\$2,104.83	0.1052	68.76%
Water	262	CCF	\$505.09	\$0.00	\$505.09	1.9278	16.50%
Sewer	247	CCF	\$451.30	\$0.00	\$451.30	1.8271	14.74%
Total Cost:			\$3,061.22	\$0.00	\$3,061.22		

For BLISS
ELEMENTARY



Filters: Cost Center Name Not Equal To DoNotReport; Billing Period Equal To 201103

elpaso

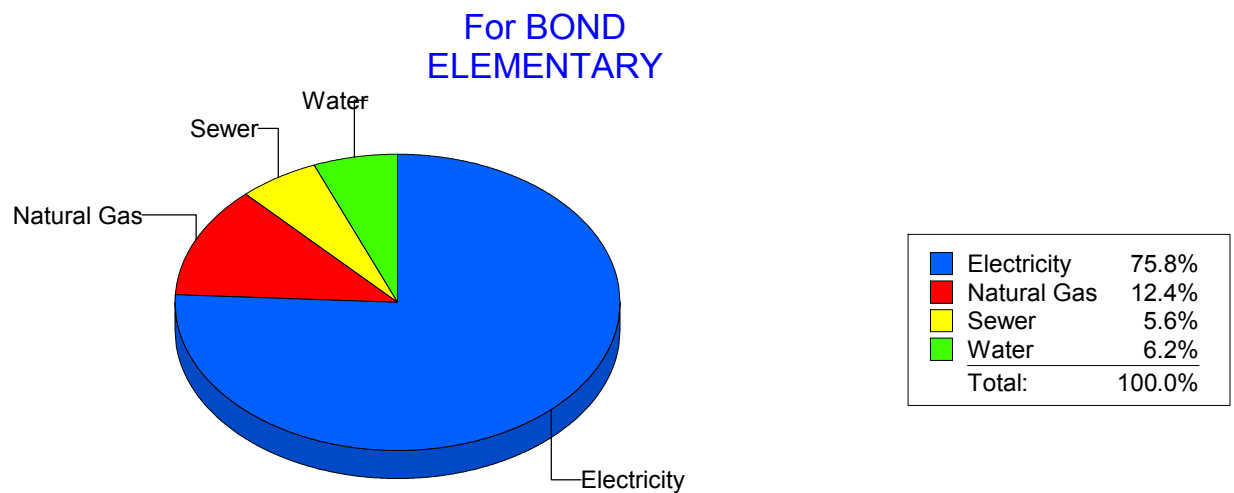
Energy CAP

Cost Avoidance Program

Cost Summary Graph

Grouped by Energy Type

Energy Type	Use	Units	Meter Cost	Special Charges	Total Cost	Avg Unit Cost	% of Total Cost
Site: BOND - BOND ELEMENTARY							
Electricity	32,374	KWH	\$4,748.95	\$0.00	\$4,748.95	0.1467	75.79%
Natural Gas	1,273	CCF	\$776.47	\$0.00	\$776.47	0.6100	12.39%
Water	183	CCF	\$390.54	\$0.00	\$390.54	2.1341	6.23%
Sewer	167	CCF	\$349.70	\$0.00	\$349.70	2.0940	5.58%
Total Cost:			\$6,265.66	\$0.00	\$6,265.66		



Filters: Cost Center Name Not Equal To DoNotReport; Billing Period Equal To 201103

elpaso

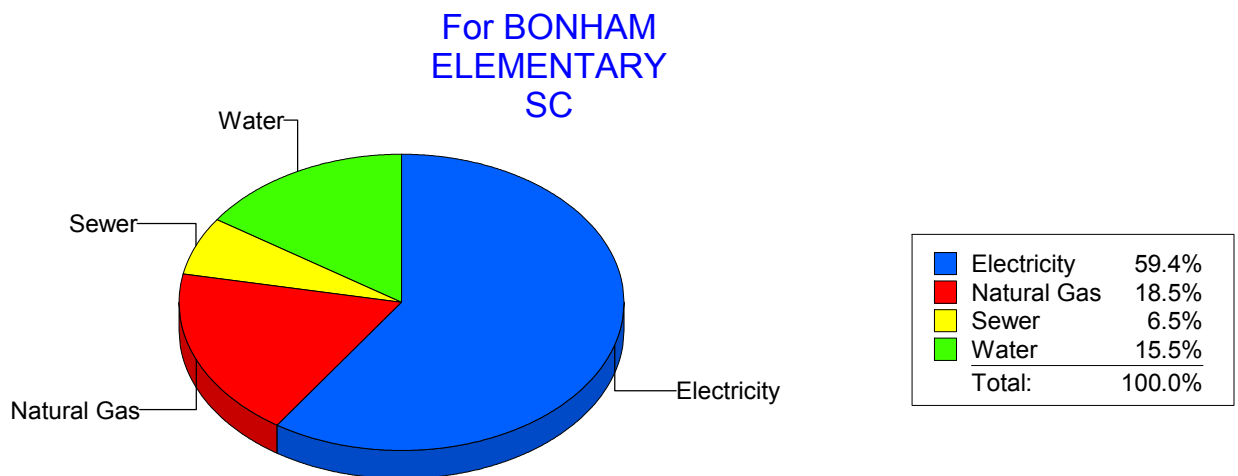
Energy CAP

Cost Avoidance Program

Cost Summary Graph

Grouped by Energy Type

Energy Type	Use	Units	Meter Cost	Special Charges	Total Cost	Avg Unit Cost	% of Total Cost
Site: BONHAM ELEMENTARY SC - BONHAM ELEMENTARY SC							
Electricity	17,067	KWH	\$2,680.21	\$0.00	\$2,680.21	0.1570	59.44%
Natural Gas	1,371	CCF	\$836.34	\$0.00	\$836.34	0.6100	18.55%
Water	221	CCF	\$697.93	\$0.00	\$697.93	3.1581	15.48%
Sewer	136	CCF	\$294.55	\$0.00	\$294.55	2.1658	6.53%
Total Cost:			\$4,509.03	\$0.00	\$4,509.03		



Filters: Cost Center Name Not Equal To DoNotReport; Billing Period Equal To 201103

el Paso

Energy CAP

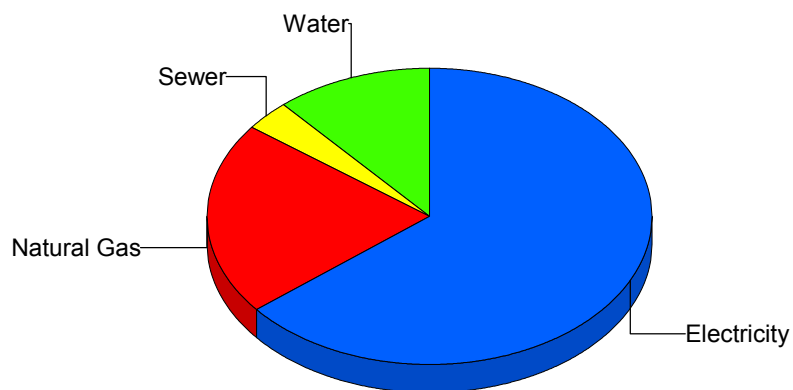
Cost Avoidance Program

Cost Summary Graph

Grouped by Energy Type

Energy Type	Use	Units	Meter Cost	Special Charges	Total Cost	Avg Unit Cost	% of Total Cost
Site: BOWIE HIGH SCHOOL - BOWIE HIGH SCHOOL							
Electricity	283,620	KWH	\$22,001.71	\$0.00	\$22,001.71	0.0776	64.26%
Natural Gas	12,744	CCF	\$7,175.16	\$0.00	\$7,175.16	0.5630	20.96%
Water	2,708	CCF	\$3,931.21	\$0.00	\$3,931.21	1.4517	11.48%
Sewer	564	CCF	\$1,128.08	\$0.00	\$1,128.08	2.0001	3.29%
Total Cost:			\$34,236.16	\$0.00	\$34,236.16		

For BOWIE
HIGH SCHOOL



Electricity	64.3%
Natural Gas	21.0%
Sewer	3.3%
Water	11.5%
Total:	100.0%

Filters: Cost Center Name Not Equal To DoNotReport; Billing Period Equal To 201103

elpaso

Energy CAP

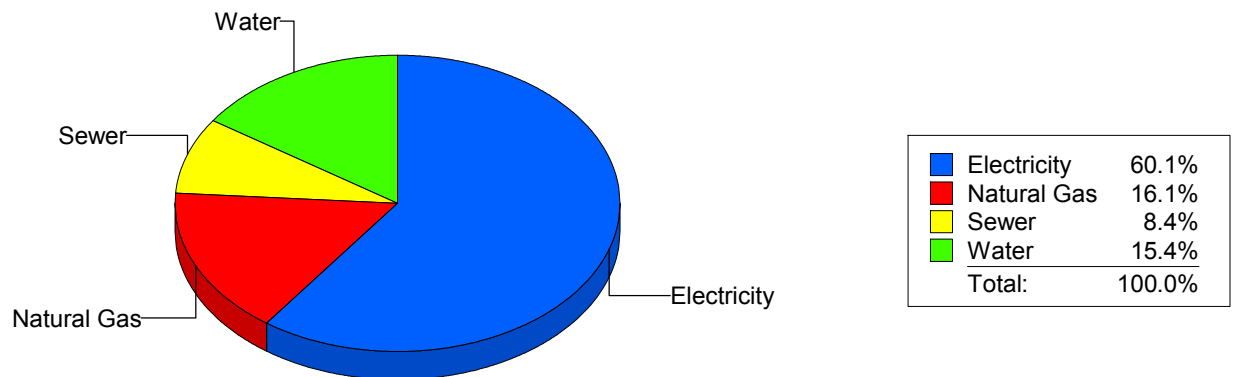
Cost Avoidance Program

Cost Summary Graph

Grouped by Energy Type

Energy Type	Use	Units	Meter Cost	Special Charges	Total Cost	Avg Unit Cost	% of Total Cost
Site: BRADLEY ELEMENTARY - BRADLEY ELEMENTARY							
Electricity	21,400	KWH	\$2,392.71	\$0.00	\$2,392.71	0.1118	60.05%
Natural Gas	1,078	CCF	\$641.12	\$0.00	\$641.12	0.5947	16.09%
Water	217	CCF	\$615.38	\$0.00	\$615.38	2.8359	15.44%
Sewer	97	CCF	\$335.14	\$0.00	\$335.14	3.4551	8.41%
Total Cost:			\$3,984.35	\$0.00	\$3,984.35		

For BRADLEY
ELEMENTARY



Filters: Cost Center Name Not Equal To DoNotReport; Billing Period Equal To 201103

elpaso

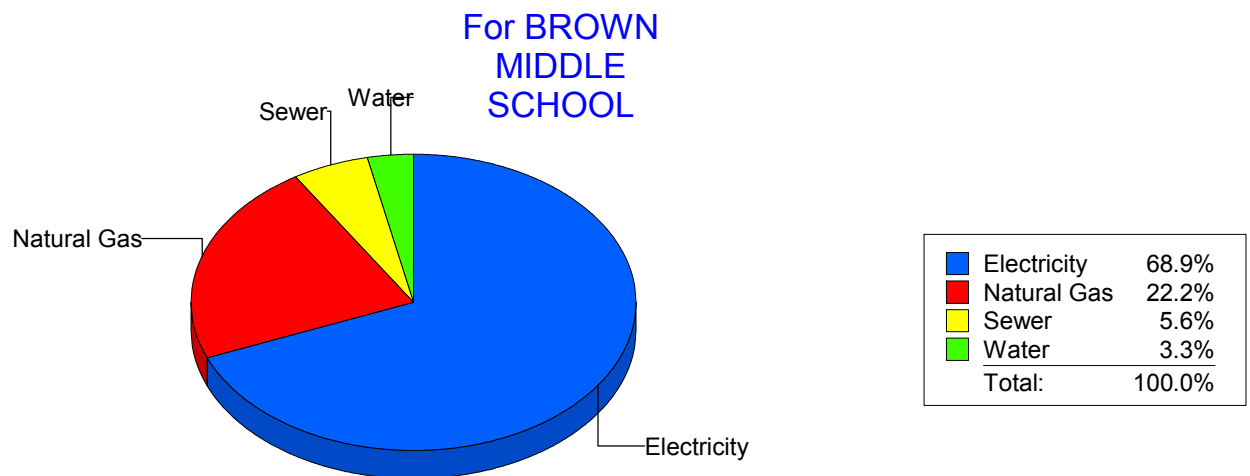
Energy CAP

Cost Avoidance Program

Cost Summary Graph

Grouped by Energy Type

Energy Type	Use	Units	Meter Cost	Special Charges	Total Cost	Avg Unit Cost	% of Total Cost
Site: BROWN MIDDLE SCHOOL - BROWN MIDDLE SCHOOL							
Electricity	93,600	KWH	\$8,917.54	\$0.00	\$8,917.54	0.0953	68.93%
Natural Gas	5,059	CCF	\$2,869.76	\$0.00	\$2,869.76	0.5673	22.18%
Water	135	CCF	\$425.59	\$0.00	\$425.59	3.1525	3.29%
Sewer	403	CCF	\$723.76	\$0.00	\$723.76	1.7959	5.59%
Total Cost:			\$12,936.65	\$0.00	\$12,936.65		



Filters: Cost Center Name Not Equal To DoNotReport; Billing Period Equal To 201103

elpaso

Energy CAP

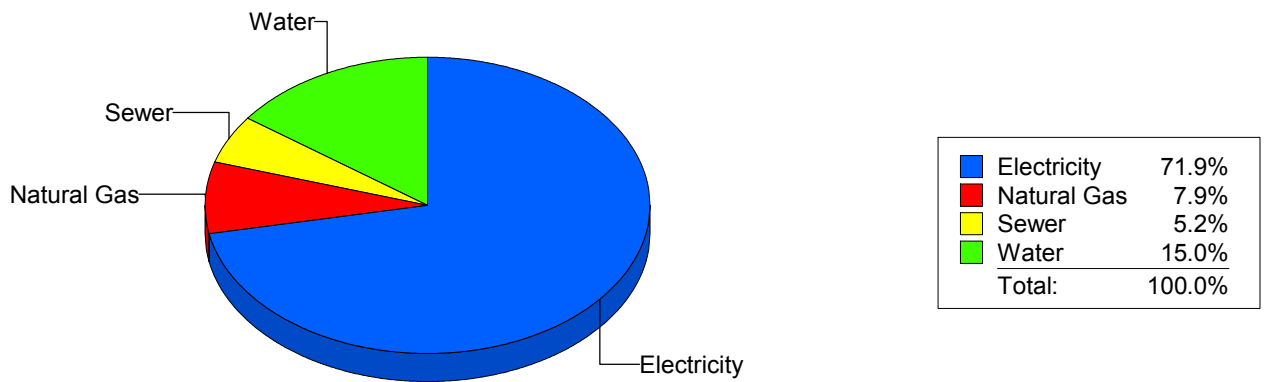
Cost Avoidance Program

Cost Summary Graph

Grouped by Energy Type

Energy Type	Use	Units	Meter Cost	Special Charges	Total Cost	Avg Unit Cost	% of Total Cost
Site: BURGESS HIGH SCHOOL - BURGESS HIGH SCHOOL							
Electricity	85,242	KWH	\$8,967.62	\$0.00	\$8,967.62	0.1052	71.90%
Natural Gas	1,640	CCF	\$990.08	\$0.00	\$990.08	0.6037	7.94%
Water	548	CCF	\$1,864.96	\$0.00	\$1,864.96	3.4032	14.95%
Sewer	237	CCF	\$650.55	\$0.00	\$650.55	2.7449	5.22%
Total Cost:			\$12,473.21	\$0.00	\$12,473.21		

For BURGESS
HIGH SCHOOL



Filters: Cost Center Name Not Equal To DoNotReport; Billing Period Equal To 201103

elpaso

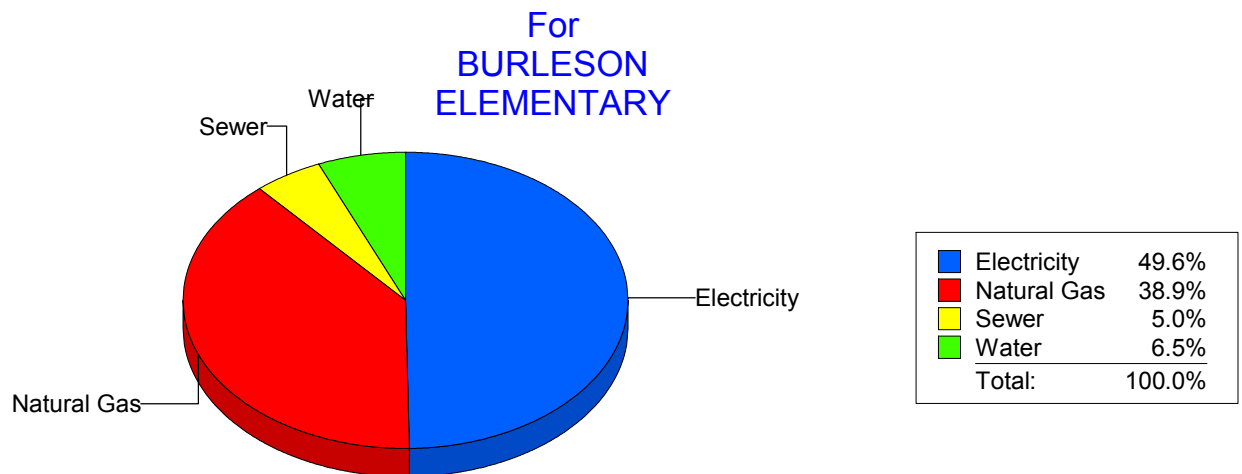
Energy CAP

Cost Avoidance Program

Cost Summary Graph

Grouped by Energy Type

Energy Type	Use	Units	Meter Cost	Special Charges	Total Cost	Avg Unit Cost	% of Total Cost
Site: BURLESON ELEMENTARY - BURLESON ELEMENTARY							
Electricity	24,041	KWH	\$2,432.48	\$0.00	\$2,432.48	0.1012	49.59%
Natural Gas	3,161	CCF	\$1,909.86	\$0.00	\$1,909.86	0.6042	38.94%
Water	151	CCF	\$317.69	\$0.00	\$317.69	2.1039	6.48%
Sewer	95	CCF	\$245.13	\$0.00	\$245.13	2.5803	5.00%
Total Cost:			\$4,905.16	\$0.00	\$4,905.16		



Filters: Cost Center Name Not Equal To DoNotReport; Billing Period Equal To 201103

el Paso

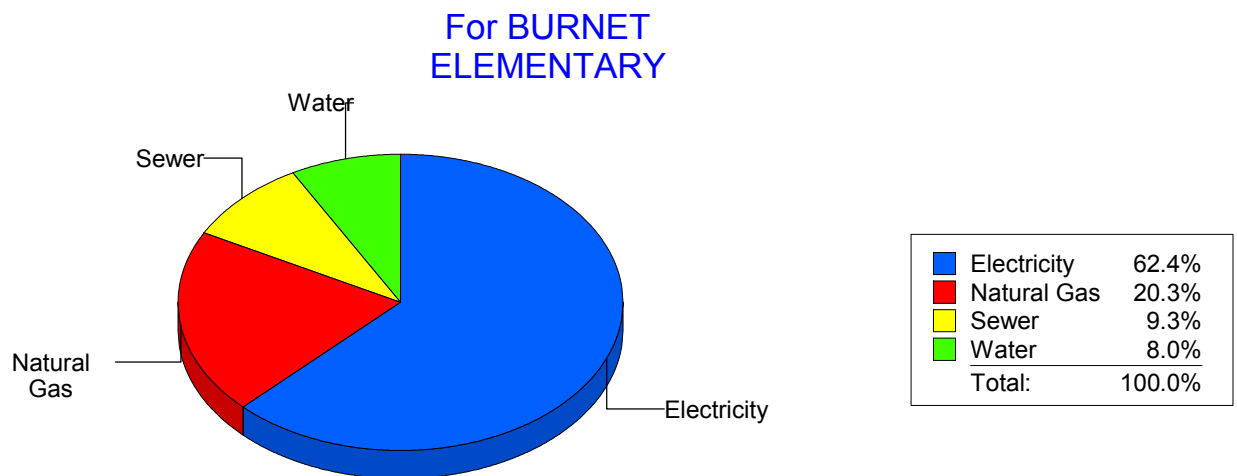
Energy CAP

Cost Avoidance Program

Cost Summary Graph

Grouped by Energy Type

Energy Type	Use	Units	Meter Cost	Special Charges	Total Cost	Avg Unit Cost	% of Total Cost
Site: BURNET ELEMENTARY - BURNET ELEMENTARY							
Electricity	20,016	KWH	\$2,483.26	\$0.00	\$2,483.26	0.1241	62.43%
Natural Gas	1,316	CCF	\$805.65	\$0.00	\$805.65	0.6122	20.25%
Water	176	CCF	\$317.83	\$0.00	\$317.83	1.8059	7.99%
Sewer	243	CCF	\$370.85	\$0.00	\$370.85	1.5261	9.32%
Total Cost:			\$3,977.59	\$0.00	\$3,977.59		



Filters: Cost Center Name Not Equal To DoNotReport; Billing Period Equal To 201103

elpaso

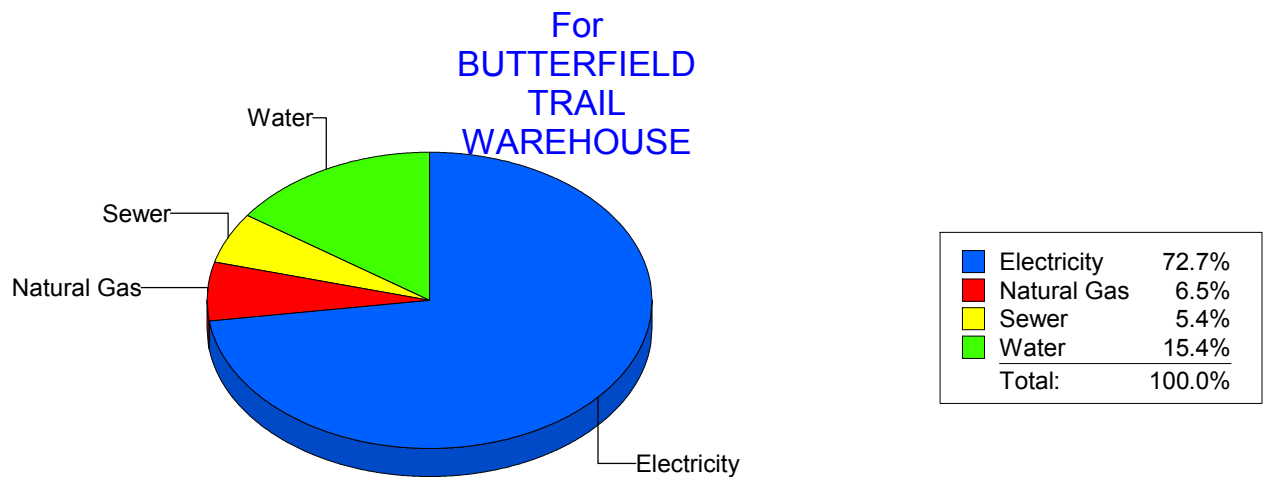
Energy CAP

Cost Avoidance Program

Cost Summary Graph

Grouped by Energy Type

Energy Type	Use	Units	Meter Cost	Special Charges	Total Cost	Avg Unit Cost	% of Total Cost
Site: BUTTERFIELDTRAILWAREHOUSE - BUTTERFIELD TRAIL WAREHOUSE							
Electricity	3,100	KWH	\$418.71	\$0.00	\$418.71	0.1351	72.72%
Natural Gas	9	CCF	\$37.60	\$0.00	\$37.60	4.1778	6.53%
Water	34	CCF	\$88.50	\$0.00	\$88.50	2.6029	15.37%
Sewer	15	CCF	\$30.99	\$0.00	\$30.99	2.0660	5.38%
Total Cost:			\$575.80	\$0.00	\$575.80		



Filters: Cost Center Name Not Equal To DoNotReport; Billing Period Equal To 201103

elpaso

Energy CAP

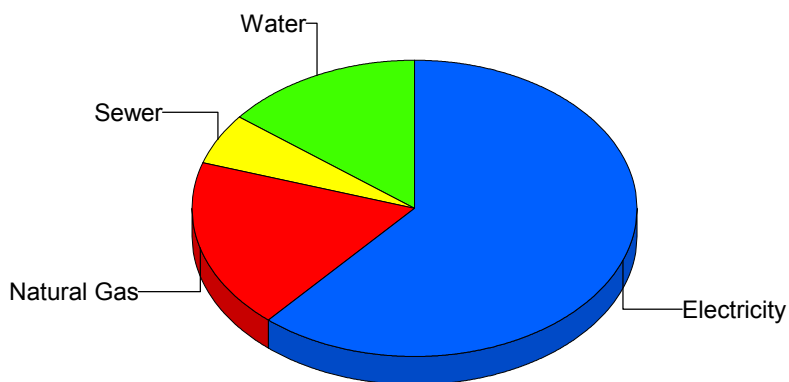
Cost Avoidance Program

Cost Summary Graph

Grouped by Energy Type

Energy Type	Use	Units	Meter Cost	Special Charges	Total Cost	Avg Unit Cost	% of Total Cost
Site: CANYON HILLS MIDDLE - CANYON HILLS MIDDLE							
Electricity	53,381	KWH	\$6,252.02	\$0.00	\$6,252.02	0.1171	61.50%
Natural Gas	3,195	CCF	\$1,868.83	\$0.00	\$1,868.83	0.5849	18.38%
Water	408	CCF	\$1,469.07	\$0.00	\$1,469.07	3.6007	14.45%
Sewer	120	CCF	\$576.30	\$0.00	\$576.30	4.8025	5.67%
Total Cost:			\$10,166.22	\$0.00	\$10,166.22		

For CANYON HILLS MIDDLE



Electricity	61.5%
Natural Gas	18.4%
Sewer	5.7%
Water	14.5%
Total:	100.0%

Filters: Cost Center Name Not Equal To DoNotReport; Billing Period Equal To 201103

elpaso

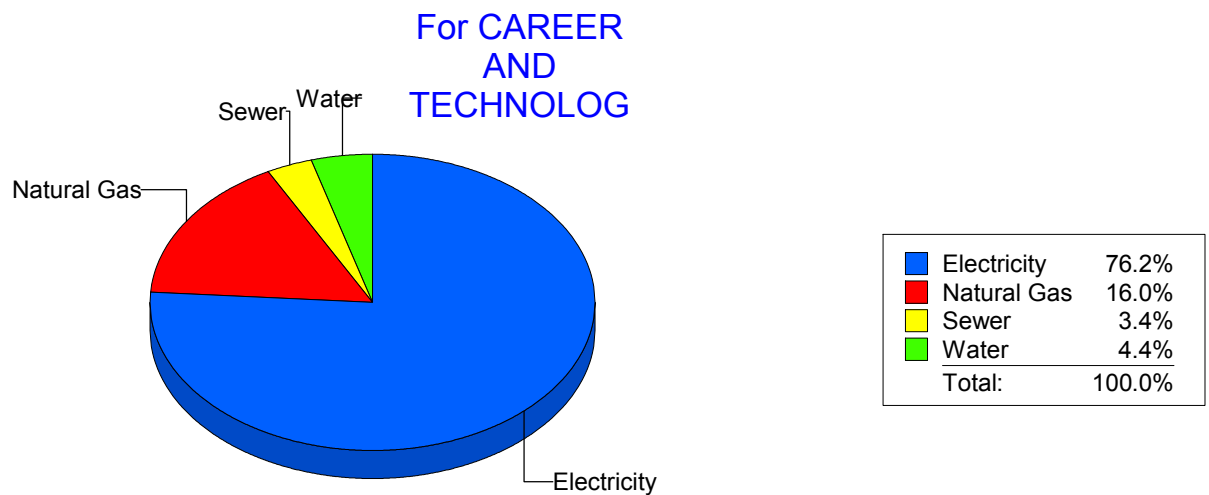
Energy CAP

Cost Avoidance Program

Cost Summary Graph

Grouped by Energy Type

Energy Type	Use	Units	Meter Cost	Special Charges	Total Cost	Avg Unit Cost	% of Total Cost
Site: CAREER AND TECHNOLOG - CAREER AND TECHNOLOG							
Electricity	82,864	KWH	\$8,726.02	\$0.00	\$8,726.02	0.1053	76.21%
Natural Gas	3,190	CCF	\$1,832.68	\$0.00	\$1,832.68	0.5745	16.01%
Water	214	CCF	\$499.63	\$0.00	\$499.63	2.3347	4.36%
Sewer	161	CCF	\$391.56	\$0.00	\$391.56	2.4320	3.42%
Total Cost:			\$11,449.89	\$0.00	\$11,449.89		



Filters: Cost Center Name Not Equal To DoNotReport; Billing Period Equal To 201103

elpaso

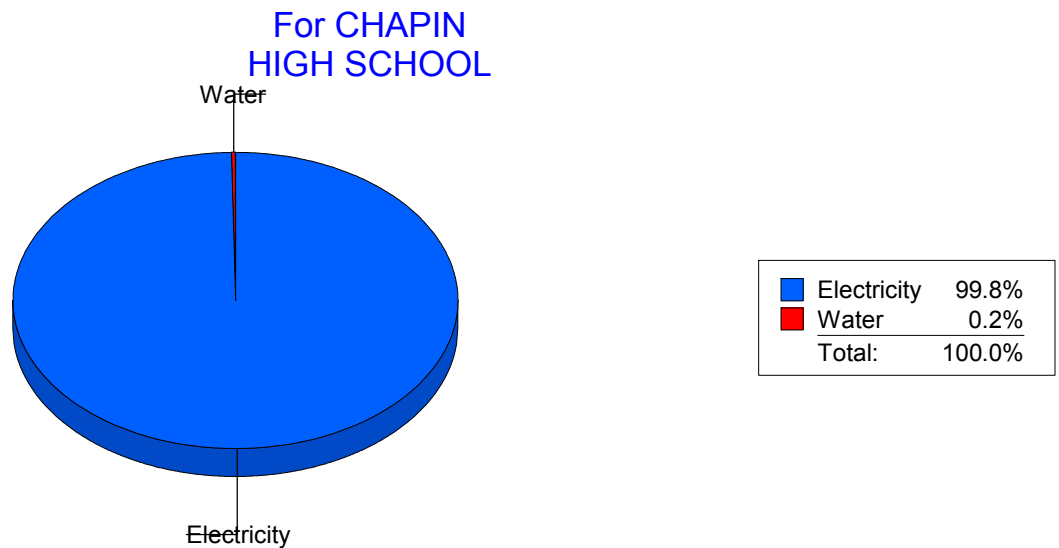
Energy CAP

Cost Avoidance Program

Cost Summary Graph

Grouped by Energy Type

Energy Type	Use	Units	Meter Cost	Special Charges	Total Cost	Avg Unit Cost	% of Total Cost
Site: CHAPIN HIGH SCHOOL - CHAPIN HIGH SCHOOL							
Electricity	192,705	KWH	\$19,853.05	\$0.00	\$19,853.05	0.1030	99.75%
Water	4	CCF	\$49.46	\$0.00	\$49.46	12.3650	0.25%
Total Cost:			\$19,902.51	\$0.00	\$19,902.51		



Filters: Cost Center Name Not Equal To DoNotReport; Billing Period Equal To 201103

elpaso

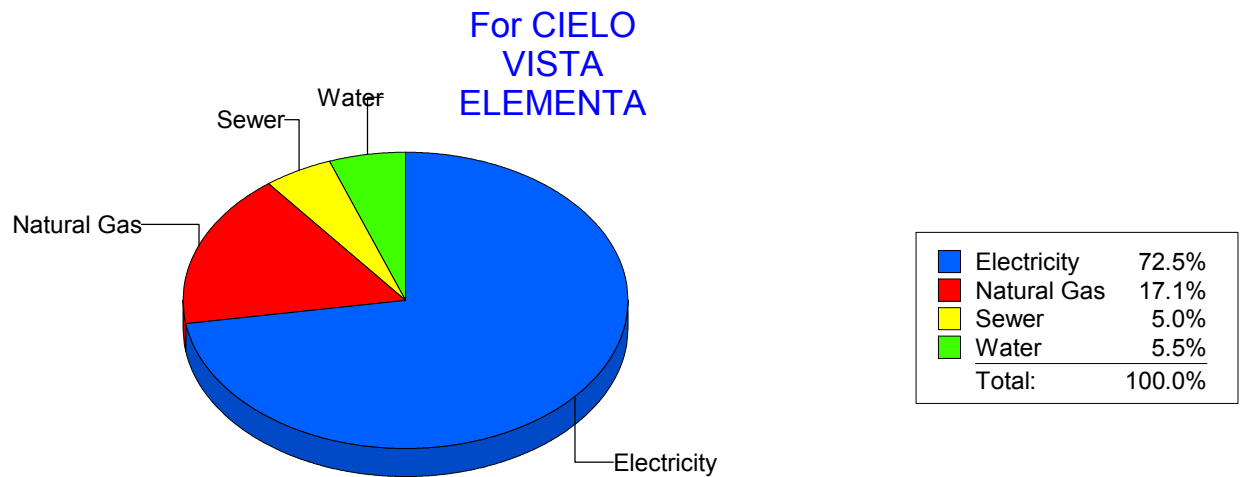
Energy CAP

Cost Avoidance Program

Cost Summary Graph

Grouped by Energy Type

Energy Type	Use	Units	Meter Cost	Special Charges	Total Cost	Avg Unit Cost	% of Total Cost
Site: CIELO VISTA ELEMENTA - CIELO VISTA ELEMENTA							
Electricity	38,300	KWH	\$4,477.94	\$0.00	\$4,477.94	0.1169	72.49%
Natural Gas	1,759	CCF	\$1,053.95	\$0.00	\$1,053.95	0.5992	17.06%
Water	98	CCF	\$338.72	\$0.00	\$338.72	3.4563	5.48%
Sewer	133	CCF	\$306.52	\$0.00	\$306.52	2.3047	4.96%
Total Cost:			\$6,177.13	\$0.00	\$6,177.13		



Filters: Cost Center Name Not Equal To DoNotReport; Billing Period Equal To 201103

elpaso

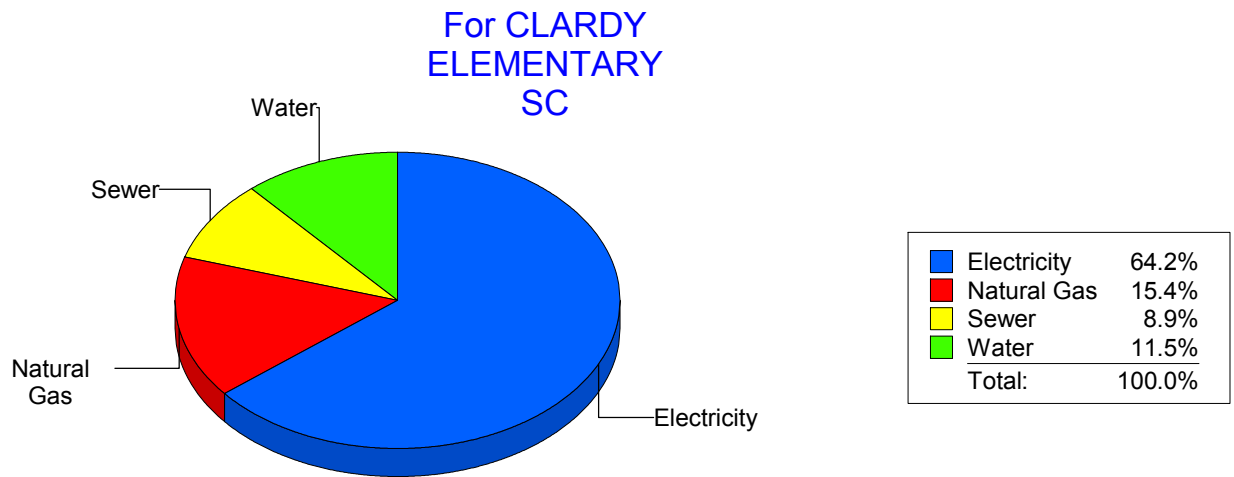
Energy CAP

Cost Avoidance Program

Cost Summary Graph

Grouped by Energy Type

Energy Type	Use	Units	Meter Cost	Special Charges	Total Cost	Avg Unit Cost	% of Total Cost
Site: CLARDY ELEMENTARY SC - CLARDY ELEMENTARY SC							
Electricity	24,986	KWH	\$3,100.17	\$0.00	\$3,100.17	0.1241	64.21%
Natural Gas	1,213	CCF	\$743.42	\$0.00	\$743.42	0.6129	15.40%
Water	253	CCF	\$554.67	\$0.00	\$554.67	2.1924	11.49%
Sewer	181	CCF	\$429.72	\$0.00	\$429.72	2.3741	8.90%
Total Cost:			\$4,827.98	\$0.00	\$4,827.98		



Filters: Cost Center Name Not Equal To DoNotReport; Billing Period Equal To 201103

elpaso

Energy CAP

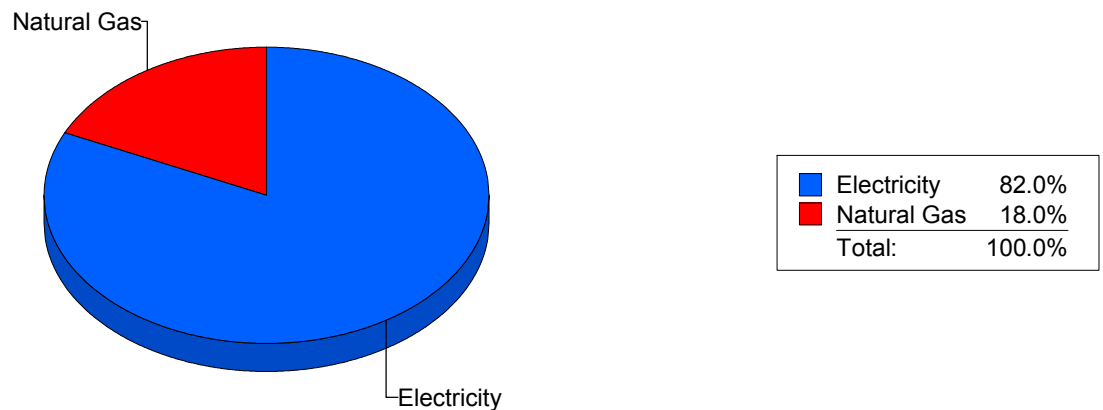
Cost Avoidance Program

Cost Summary Graph

Grouped by Energy Type

Energy Type	Use	Units	Meter Cost	Special Charges	Total Cost	Avg Unit Cost	% of Total Cost
Site: CLENDININ - CLENDININ							
Electricity	41,750	KWH	\$4,772.46	\$0.00	\$4,772.46	0.1143	81.97%
Natural Gas	1,801	CCF	\$1,049.68	\$0.00	\$1,049.68	0.5828	18.03%
Total Cost:			\$5,822.14	\$0.00	\$5,822.14		

For CLENDININ



Filters: Cost Center Name Not Equal To DoNotReport; Billing Period Equal To 201103

elpaso

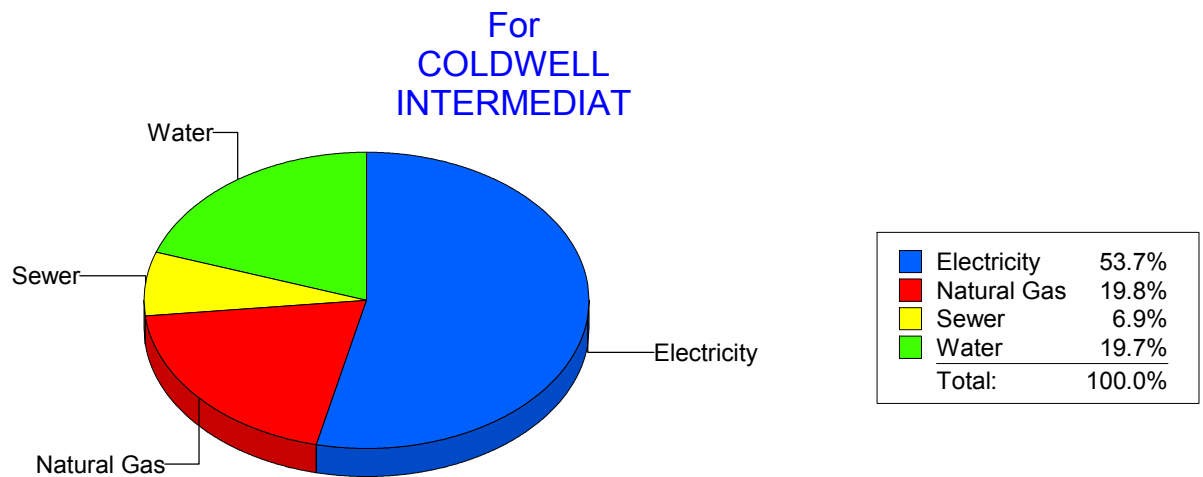
Energy CAP

Cost Avoidance Program

Cost Summary Graph

Grouped by Energy Type

Energy Type	Use	Units	Meter Cost	Special Charges	Total Cost	Avg Unit Cost	% of Total Cost
Site: COLDWELL INTERMEDIAT - COLDWELL INTERMEDIAT							
Electricity	26,258	KWH	\$2,683.48	\$0.00	\$2,683.48	0.1022	53.68%
Natural Gas	1,593	CCF	\$988.57	\$0.00	\$988.57	0.6206	19.78%
Water	253	CCF	\$982.85	\$0.00	\$982.85	3.8848	19.66%
Sewer	85	CCF	\$344.15	\$0.00	\$344.15	4.0488	6.88%
Total Cost:			\$4,999.05	\$0.00	\$4,999.05		



Filters: Cost Center Name Not Equal To DoNotReport; Billing Period Equal To 201103

elpaso

Energy CAP

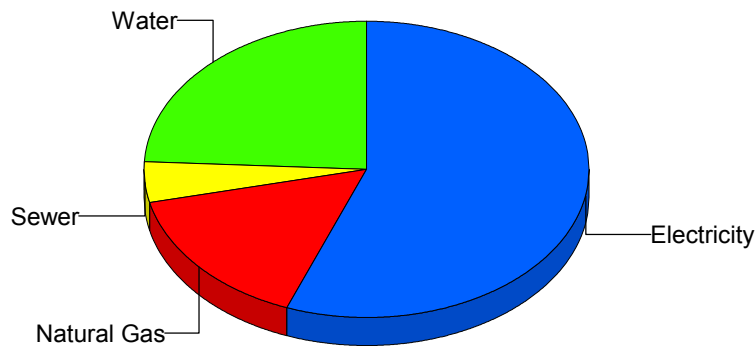
Cost Avoidance Program

Cost Summary Graph

Grouped by Energy Type

Energy Type	Use	Units	Meter Cost	Special Charges	Total Cost	Avg Unit Cost	% of Total Cost
Site: COLLINS ELEMENTARY - COLLINS ELEMENTARY							
Electricity	52,150	KWH	\$4,913.73	\$0.00	\$4,913.73	0.0942	55.76%
Natural Gas	2,380	CCF	\$1,376.88	\$0.00	\$1,376.88	0.5785	15.62%
Water	566	CCF	\$2,135.90	\$0.00	\$2,135.90	3.7737	24.24%
Sewer	196	CCF	\$386.53	\$0.00	\$386.53	1.9721	4.39%
Total Cost:			\$8,813.04	\$0.00	\$8,813.04		

For COLLINS
ELEMENTARY



Filters: Cost Center Name Not Equal To DoNotReport; Billing Period Equal To 201103

elpaso

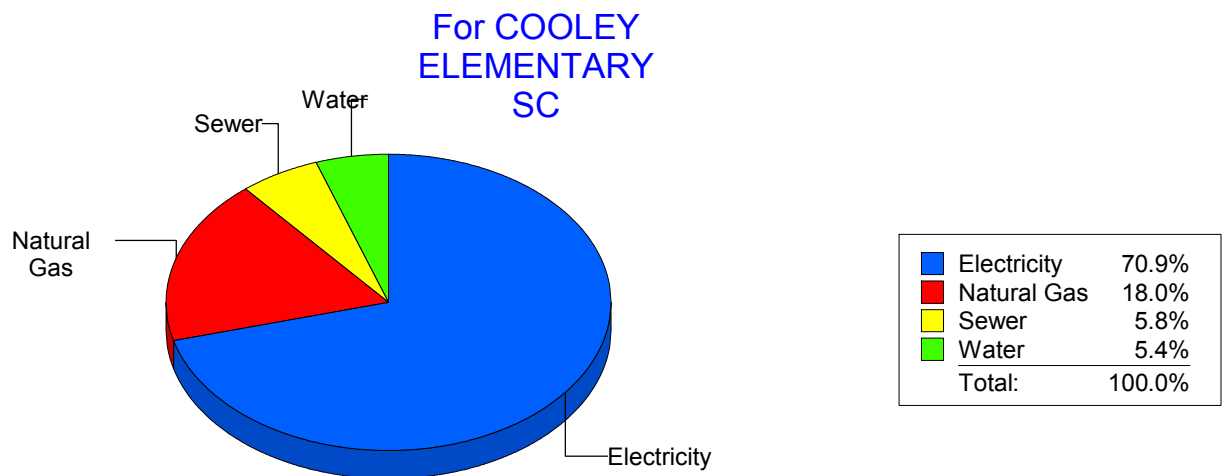
Energy CAP

Cost Avoidance Program

Cost Summary Graph

Grouped by Energy Type

Energy Type	Use	Units	Meter Cost	Special Charges	Total Cost	Avg Unit Cost	% of Total Cost
Site: COOLEY ELEMENTARY SC - COOLEY ELEMENTARY SC							
Electricity	59,300	KWH	\$7,151.57	\$0.00	\$7,151.57	0.1206	70.86%
Natural Gas	3,158	CCF	\$1,814.92	\$0.00	\$1,814.92	0.5747	17.98%
Water	160	CCF	\$542.82	\$0.00	\$542.82	3.3926	5.38%
Sewer	214	CCF	\$583.35	\$0.00	\$583.35	2.7259	5.78%
Total Cost:			\$10,092.66	\$0.00	\$10,092.66		



Filters: Cost Center Name Not Equal To DoNotReport; Billing Period Equal To 201103

elpaso

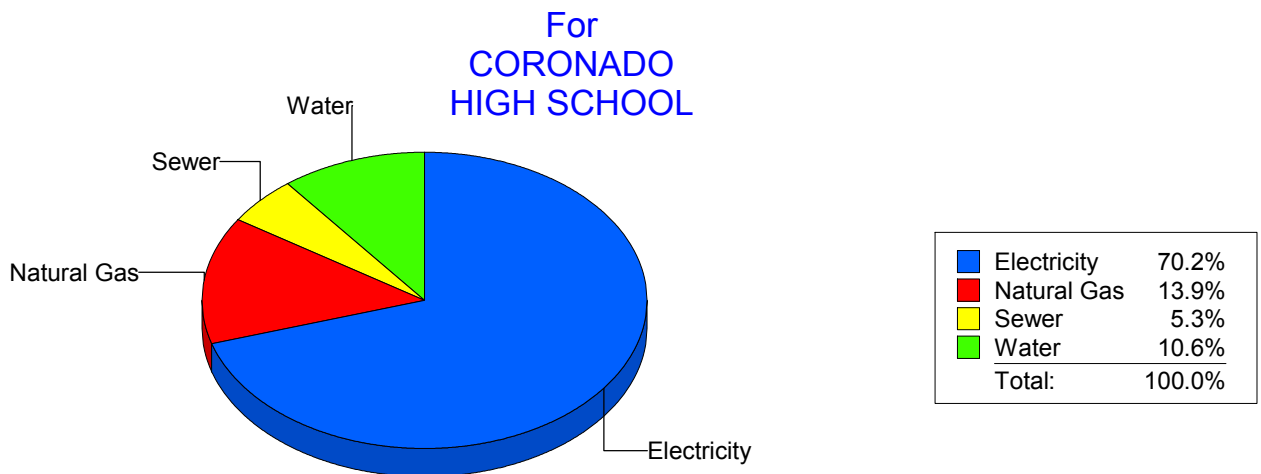
Energy CAP

Cost Avoidance Program

Cost Summary Graph

Grouped by Energy Type

Energy Type	Use	Units	Meter Cost	Special Charges	Total Cost	Avg Unit Cost	% of Total Cost
Site: CORONADO HIGH SCHOOL - CORONADO HIGH SCHOOL							
Electricity	183,795	KWH	\$18,612.11	\$0.00	\$18,612.11	0.1013	70.23%
Natural Gas	6,420	CCF	\$3,684.27	\$0.00	\$3,684.27	0.5739	13.90%
Water	1,938	CCF	\$2,803.94	\$0.00	\$2,803.94	1.4468	10.58%
Sewer	872	CCF	\$1,401.85	\$0.00	\$1,401.85	1.6076	5.29%
Total Cost:			\$26,502.17	\$0.00	\$26,502.17		



Filters: Cost Center Name Not Equal To DoNotReport; Billing Period Equal To 201103

elpaso

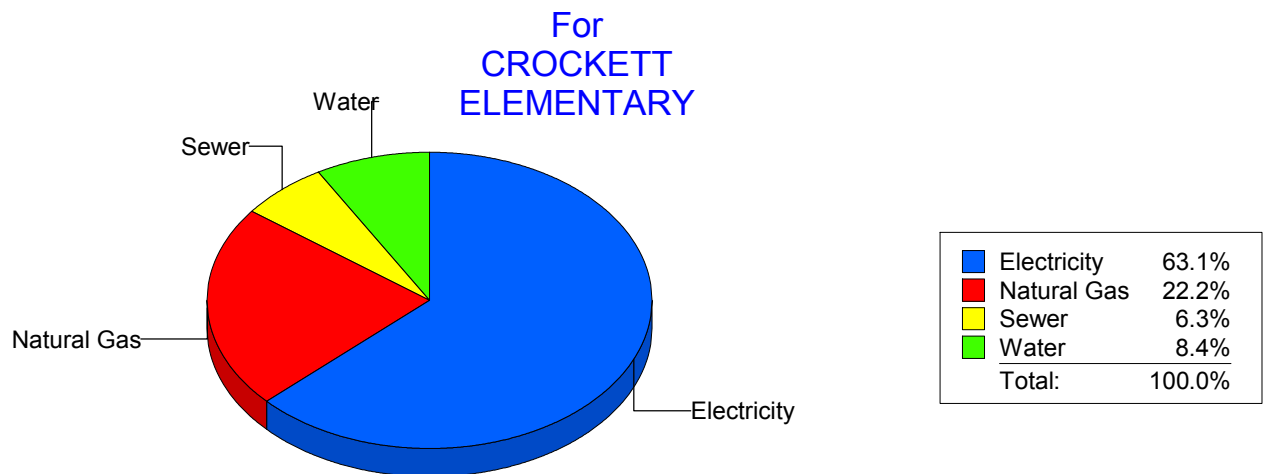
Energy CAP

Cost Avoidance Program

Cost Summary Graph

Grouped by Energy Type

Energy Type	Use	Units	Meter Cost	Special Charges	Total Cost	Avg Unit Cost	% of Total Cost
Site: CROCKETT - CROCKETT ELEMENTARY							
Electricity	27,800	KWH	\$3,014.59	\$0.00	\$3,014.59	0.1084	63.06%
Natural Gas	1,824	CCF	\$1,062.69	\$0.00	\$1,062.69	0.5826	22.23%
Water	161	CCF	\$401.02	\$0.00	\$401.02	2.4908	8.39%
Sewer	140	CCF	\$302.28	\$0.00	\$302.28	2.1591	6.32%
Total Cost:			\$4,780.58	\$0.00	\$4,780.58		



Filters: Cost Center Name Not Equal To DoNotReport; Billing Period Equal To 201103

elpaso

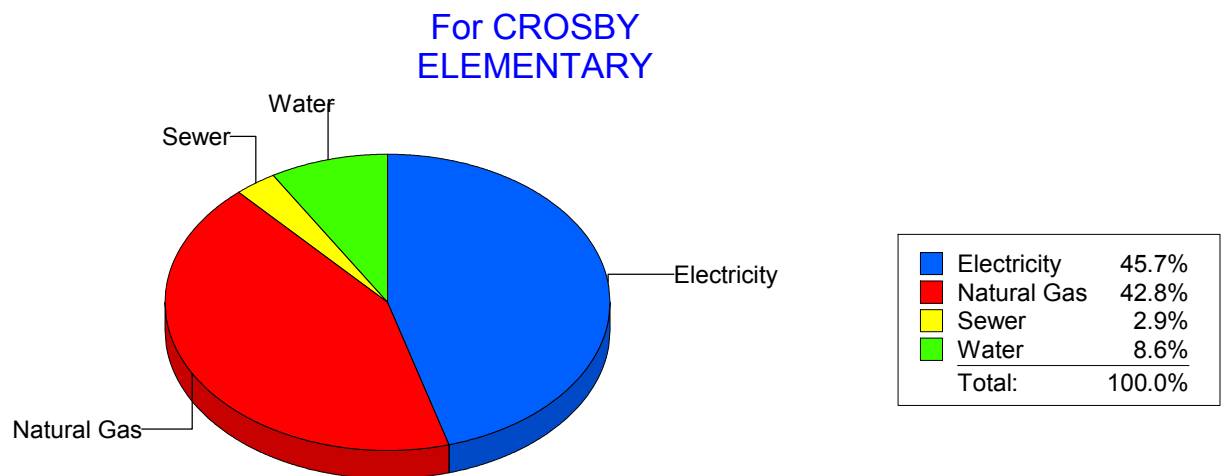
Energy CAP

Cost Avoidance Program

Cost Summary Graph

Grouped by Energy Type

Energy Type	Use	Units	Meter Cost	Special Charges	Total Cost	Avg Unit Cost	% of Total Cost
Site: CROSBY ELEMENTARY - CROSBY ELEMENTARY							
Electricity	37,593	KWH	\$3,552.12	\$0.00	\$3,552.12	0.0945	45.66%
Natural Gas	5,840	CCF	\$3,329.36	\$0.00	\$3,329.36	0.5701	42.79%
Water	232	CCF	\$672.35	\$0.00	\$672.35	2.8981	8.64%
Sewer	80	CCF	\$226.08	\$0.00	\$226.08	2.8260	2.91%
Total Cost:			\$7,779.91	\$0.00	\$7,779.91		



Filters: Cost Center Name Not Equal To DoNotReport; Billing Period Equal To 201103

elpaso

Energy CAP

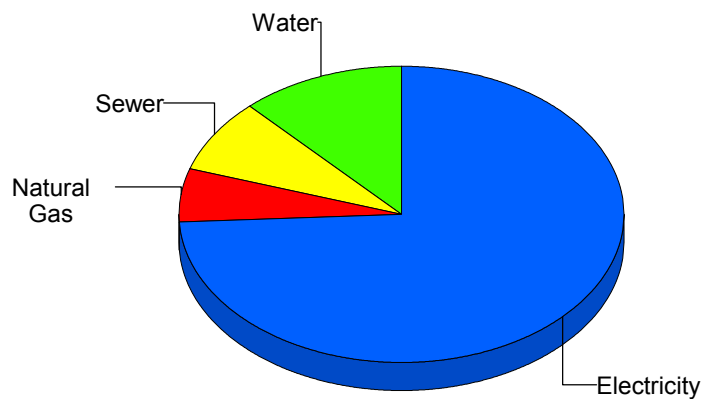
Cost Avoidance Program

Cost Summary Graph

Grouped by Energy Type

Energy Type	Use	Units	Meter Cost	Special Charges	Total Cost	Avg Unit Cost	% of Total Cost
Site: DELTA ACADEMY - DELTA ACADEMY							
Electricity		49 KWH	\$278.52	\$0.00	\$278.52	5.6841	74.29%
Natural Gas		33 CCF	\$21.35	\$0.00	\$21.35	0.6470	5.69%
Water		16 CCF	\$44.27	\$0.00	\$44.27	2.7669	11.81%
Sewer		12 CCF	\$30.76	\$0.00	\$30.76	2.5633	8.20%
Total Cost:			\$374.90	\$0.00	\$374.90		

For DELTA
ACADEMY



Electricity	74.3%
Natural Gas	5.7%
Sewer	8.2%
Water	11.8%
Total:	100.0%

Filters: Cost Center Name Not Equal To DoNotReport; Billing Period Equal To 201103

elpaso

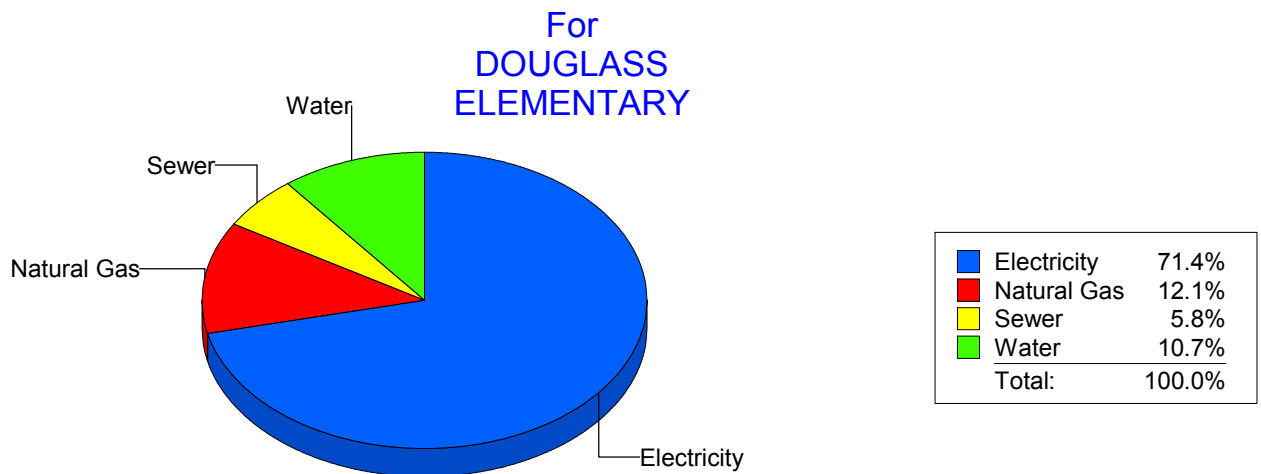
Energy CAP

Cost Avoidance Program

Cost Summary Graph

Grouped by Energy Type

Energy Type	Use	Units	Meter Cost	Special Charges	Total Cost	Avg Unit Cost	% of Total Cost
Site: DOUGLASS ELEMENTARY - DOUGLASS ELEMENTARY							
Electricity	33,430	KWH	\$3,545.74	\$0.00	\$3,545.74	0.1061	71.41%
Natural Gas	963	CCF	\$600.00	\$0.00	\$600.00	0.6231	12.08%
Water	191	CCF	\$529.46	\$0.00	\$529.46	2.7720	10.66%
Sewer	93	CCF	\$289.79	\$0.00	\$289.79	3.1160	5.84%
Total Cost:			\$4,964.99	\$0.00	\$4,964.99		



Filters: Cost Center Name Not Equal To DoNotReport; Billing Period Equal To 201103

elpaso

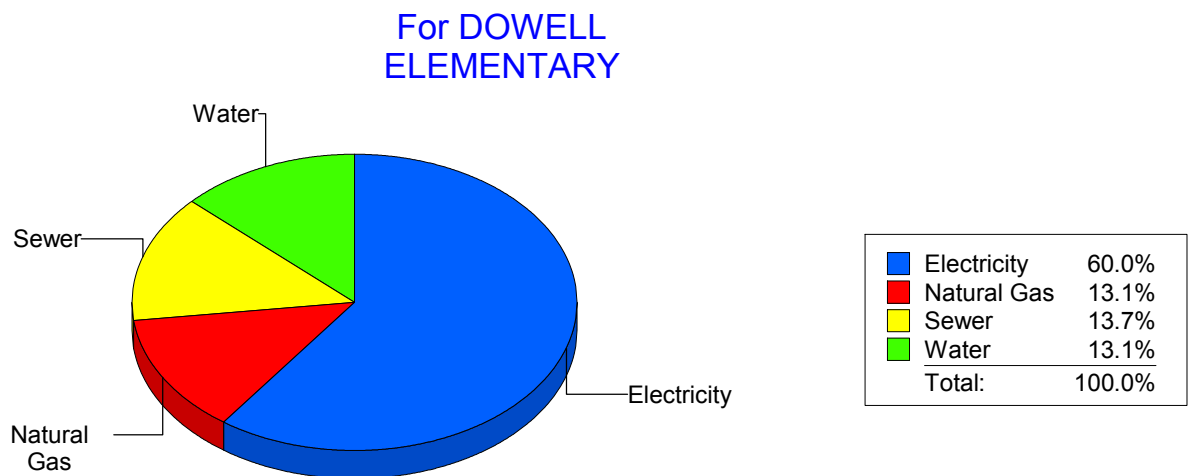
Energy CAP

Cost Avoidance Program

Cost Summary Graph

Grouped by Energy Type

Energy Type	Use	Units	Meter Cost	Special Charges	Total Cost	Avg Unit Cost	% of Total Cost
Site: DOWELL ELEMENTARY - DOWELL ELEMENTARY							
Electricity	20,198	KWH	\$2,244.68	\$0.00	\$2,244.68	0.1111	60.00%
Natural Gas	813	CCF	\$491.34	\$0.00	\$491.34	0.6044	13.13%
Water	229	CCF	\$490.99	\$0.00	\$490.99	2.1441	13.12%
Sewer	366	CCF	\$514.30	\$0.00	\$514.30	1.4052	13.75%
Total Cost:			\$3,741.31	\$0.00	\$3,741.31		



Filters: Cost Center Name Not Equal To DoNotReport; Billing Period Equal To 201103

elpaso

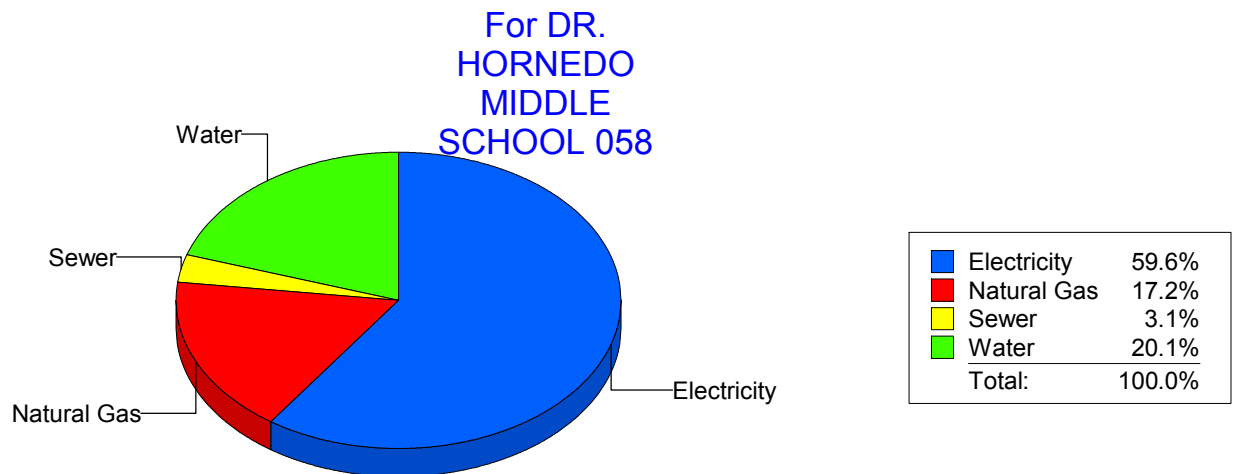
Energy CAP

Cost Avoidance Program

Cost Summary Graph

Grouped by Energy Type

Energy Type	Use	Units	Meter Cost	Special Charges	Total Cost	Avg Unit Cost	% of Total Cost
Site: DRHORNEDOMIDDLESCHOOL - DR. HORNEDO MIDDLE SCHOOL 058							
Electricity	86,400	KWH	\$6,796.48	\$0.00	\$6,796.48	0.0787	59.64%
Natural Gas	3,423	CCF	\$1,961.96	\$0.00	\$1,961.96	0.5732	17.22%
Water	649	CCF	\$2,288.47	\$0.00	\$2,288.47	3.5261	20.08%
Sewer	108	CCF	\$349.11	\$0.00	\$349.11	3.2325	3.06%
Total Cost:			\$11,396.02	\$0.00	\$11,396.02		



Filters: Cost Center Name Not Equal To DoNotReport; Billing Period Equal To 201103

elpaso

Energy CAP

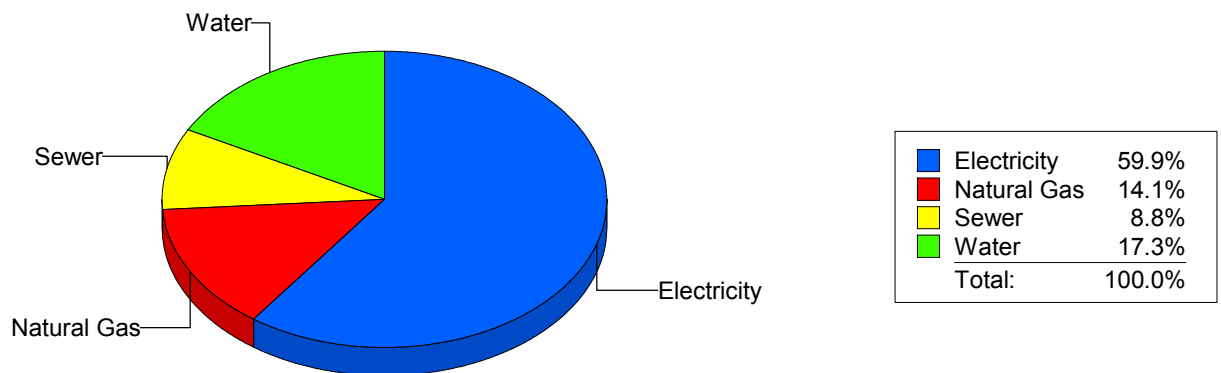
Cost Avoidance Program

Cost Summary Graph

Grouped by Energy Type

Energy Type	Use	Units	Meter Cost	Special Charges	Total Cost	Avg Unit Cost	% of Total Cost
Site: DR. L.A. NIXON ELEME - DR. L.A. NIXON ELEME							
Electricity	36,280	KWH	\$3,805.68	\$0.00	\$3,805.68	0.1049	59.86%
Natural Gas	1,486	CCF	\$895.64	\$0.00	\$895.64	0.6027	14.09%
Water	486	CCF	\$1,096.68	\$0.00	\$1,096.68	2.2565	17.25%
Sewer	244	CCF	\$559.21	\$0.00	\$559.21	2.2918	8.80%
Total Cost:			\$6,357.21	\$0.00	\$6,357.21		

For DR. L.A.
NIXON ELEME



Filters: Cost Center Name Not Equal To DoNotReport; Billing Period Equal To 201103

elpaso

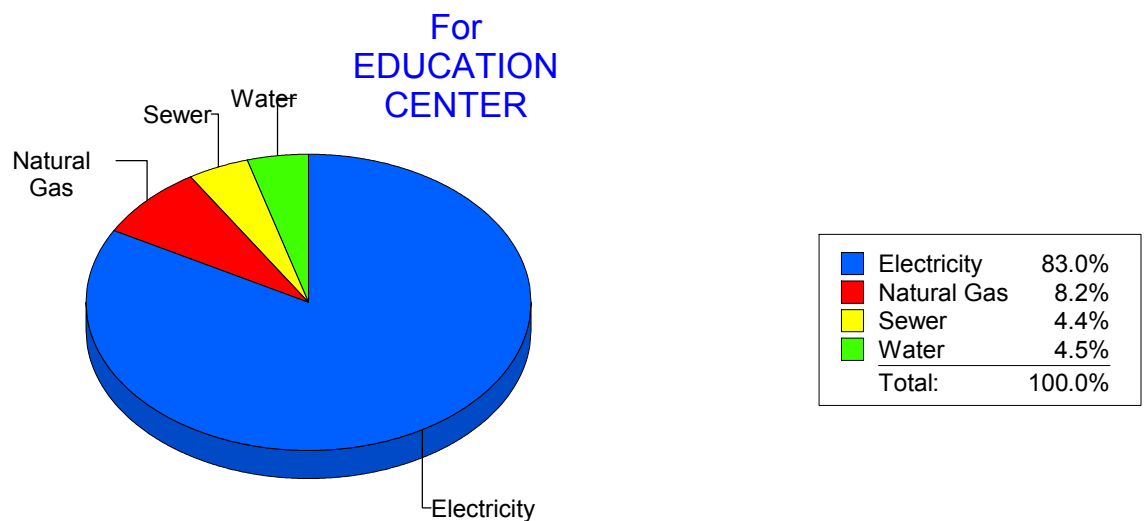
Energy CAP

Cost Avoidance Program

Cost Summary Graph

Grouped by Energy Type

Energy Type	Use	Units	Meter Cost	Special Charges	Total Cost	Avg Unit Cost	% of Total Cost
Site: EDUCATION CENTER - EDUCATION CENTER							
Electricity	268,497	KWH	\$22,940.92	\$0.00	\$22,940.92	0.0854	82.96%
Natural Gas	3,970	CCF	\$2,265.50	\$0.00	\$2,265.50	0.5707	8.19%
Water	556	CCF	\$1,235.51	\$0.00	\$1,235.51	2.2221	4.47%
Sewer	659	CCF	\$1,210.74	\$0.00	\$1,210.74	1.8372	4.38%
Total Cost:			\$27,652.67	\$0.00	\$27,652.67		



Filters: Cost Center Name Not Equal To DoNotReport; Billing Period Equal To 201103

elpaso

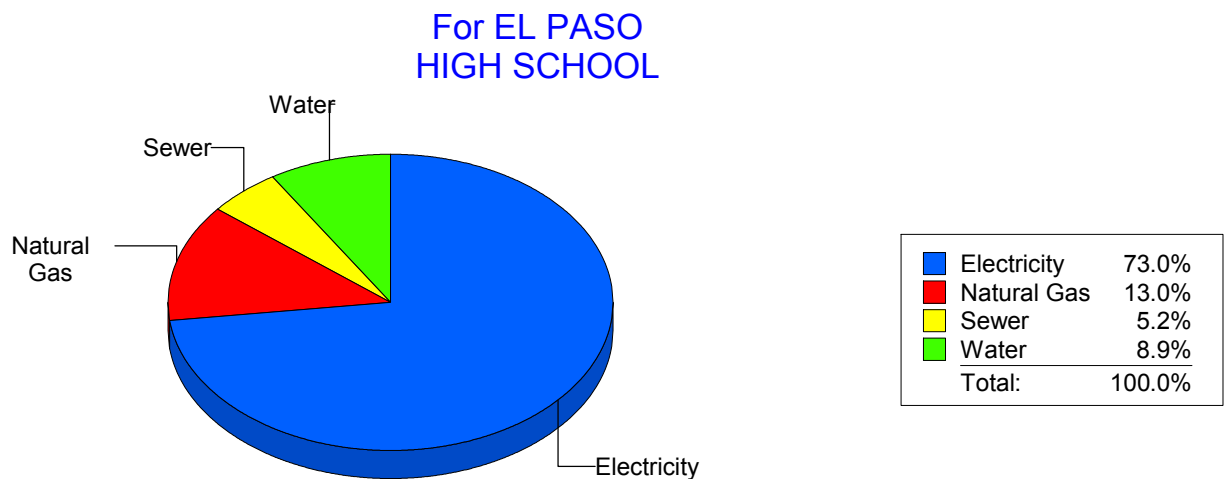
Energy CAP

Cost Avoidance Program

Cost Summary Graph

Grouped by Energy Type

Energy Type	Use	Units	Meter Cost	Special Charges	Total Cost	Avg Unit Cost	% of Total Cost
Site: EL PASO HIGH SCHOOL - EL PASO HIGH SCHOOL							
Electricity	137,012	KWH	\$16,560.03	\$0.00	\$16,560.03	0.1209	72.96%
Natural Gas	4,893	CCF	\$2,941.64	\$0.00	\$2,941.64	0.6012	12.96%
Water	843	CCF	\$2,018.05	\$0.00	\$2,018.05	2.3939	8.89%
Sewer	604	CCF	\$1,178.88	\$0.00	\$1,178.88	1.9518	5.19%
Total Cost:			\$22,698.60	\$0.00	\$22,698.60		



Filters: Cost Center Name Not Equal To DoNotReport; Billing Period Equal To 201103

elpaso

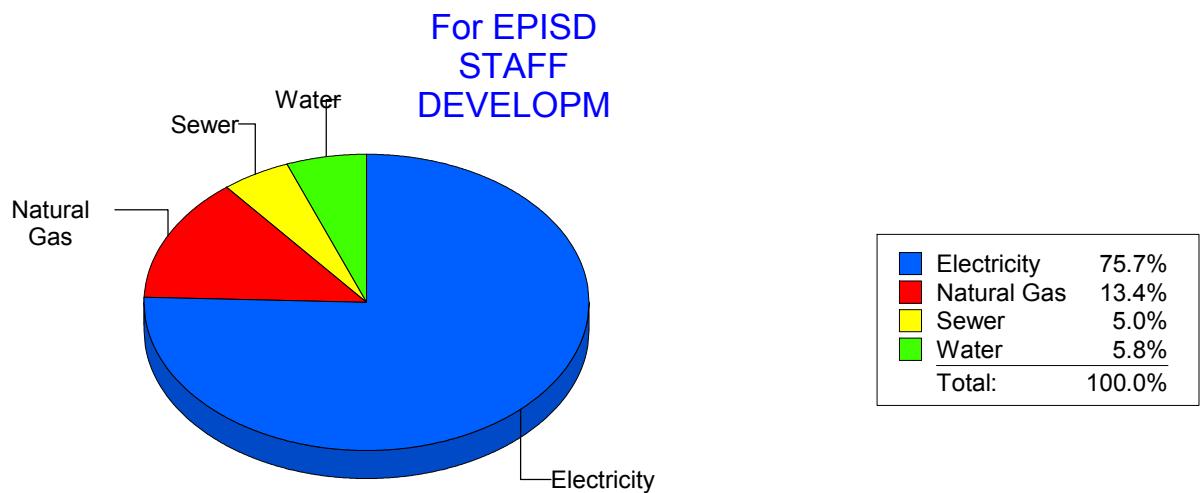
Energy CAP

Cost Avoidance Program

Cost Summary Graph

Grouped by Energy Type

Energy Type	Use	Units	Meter Cost	Special Charges	Total Cost	Avg Unit Cost	% of Total Cost
Site: EPISD STAFF DEVELOPM - EPISD STAFF DEVELOPM							
Electricity	12,440	KWH	\$1,262.95	\$0.00	\$1,262.95	0.1015	75.69%
Natural Gas	346	CCF	\$224.32	\$0.00	\$224.32	0.6483	13.44%
Water	23	CCF	\$97.49	\$0.00	\$97.49	4.2387	5.84%
Sewer	27	CCF	\$83.77	\$0.00	\$83.77	3.1026	5.02%
Total Cost:			\$1,668.53	\$0.00	\$1,668.53		



Filters: Cost Center Name Not Equal To DoNotReport; Billing Period Equal To 201103

elpaso

Energy CAP

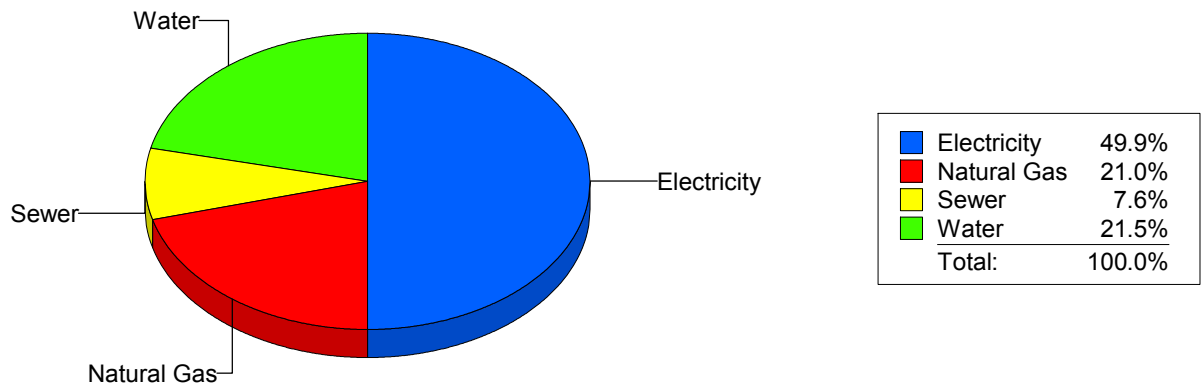
Cost Avoidance Program

Cost Summary Graph

Grouped by Energy Type

Energy Type	Use	Units	Meter Cost	Special Charges	Total Cost	Avg Unit Cost	% of Total Cost
Site: FANNIN ELEMENTARY - FANNIN ELEMENTARY							
Electricity	20,150	KWH	\$2,685.62	\$0.00	\$2,685.62	0.1333	49.92%
Natural Gas	1,841	CCF	\$1,128.65	\$0.00	\$1,128.65	0.6131	20.98%
Water	500	CCF	\$1,156.33	\$0.00	\$1,156.33	2.3127	21.49%
Sewer	165	CCF	\$409.40	\$0.00	\$409.40	2.4812	7.61%
Total Cost:			\$5,380.00	\$0.00	\$5,380.00		

For FANNIN
ELEMENTARY



Filters: Cost Center Name Not Equal To DoNotReport; Billing Period Equal To 201103

elpaso

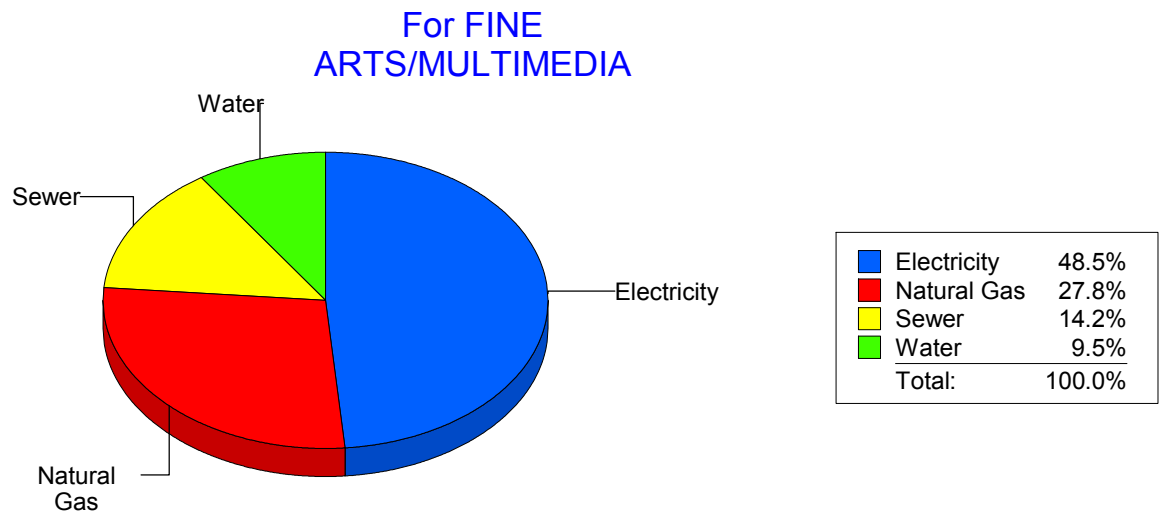
Energy CAP

Cost Avoidance Program

Cost Summary Graph

Grouped by Energy Type

Energy Type	Use	Units	Meter Cost	Special Charges	Total Cost	Avg Unit Cost	% of Total Cost
Site: FINE ARTS/MULTIMEDIA - FINE ARTS/MULTIMEDIA							
Electricity	5,655	KWH	\$866.12	\$0.00	\$866.12	0.1532	48.55%
Natural Gas	820	CCF	\$495.32	\$0.00	\$495.32	0.6040	27.76%
Water	74	CCF	\$169.93	\$0.00	\$169.93	2.2964	9.52%
Sewer	150	CCF	\$252.74	\$0.00	\$252.74	1.6849	14.17%
Total Cost:			\$1,784.11	\$0.00	\$1,784.11		



Filters: Cost Center Name Not Equal To DoNotReport; Billing Period Equal To 201103

elpaso

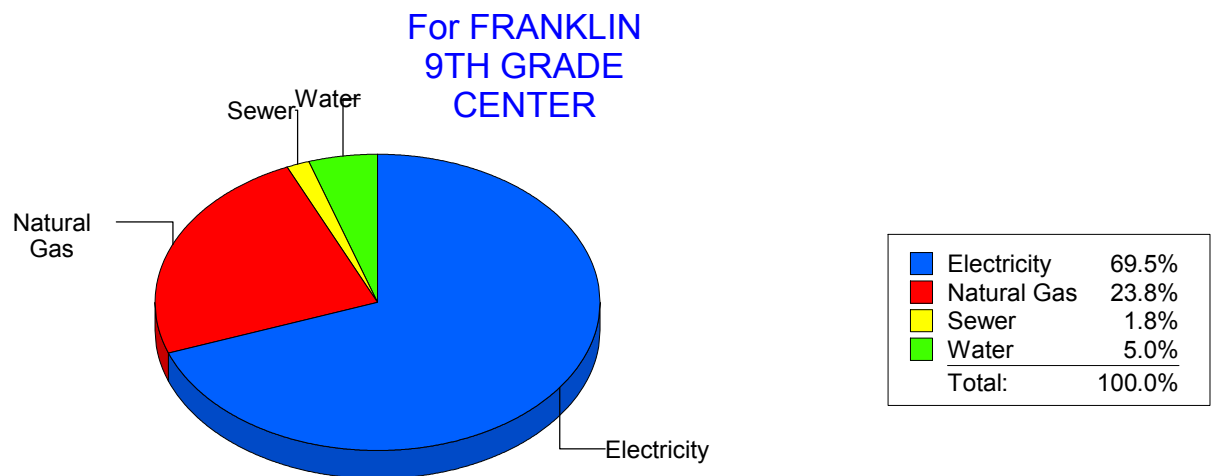
Energy CAP

Cost Avoidance Program

Cost Summary Graph

Grouped by Energy Type

Energy Type	Use	Units	Meter Cost	Special Charges	Total Cost	Avg Unit Cost	% of Total Cost
Site: FRANKLIN9THGRADECENTER - FRANKLIN 9TH GRADE CENTER							
Electricity	153,000	KWH	\$13,374.01	\$0.00	\$13,374.01	0.0874	69.50%
Natural Gas	8,127	CCF	\$4,572.17	\$0.00	\$4,572.17	0.5626	23.76%
Water	702	CCF	\$957.06	\$0.00	\$957.06	1.3633	4.97%
Sewer	100	CCF	\$338.95	\$0.00	\$338.95	3.3895	1.76%
Total Cost:			\$19,242.19	\$0.00	\$19,242.19		



Filters: Cost Center Name Not Equal To DoNotReport; Billing Period Equal To 201103

elpaso

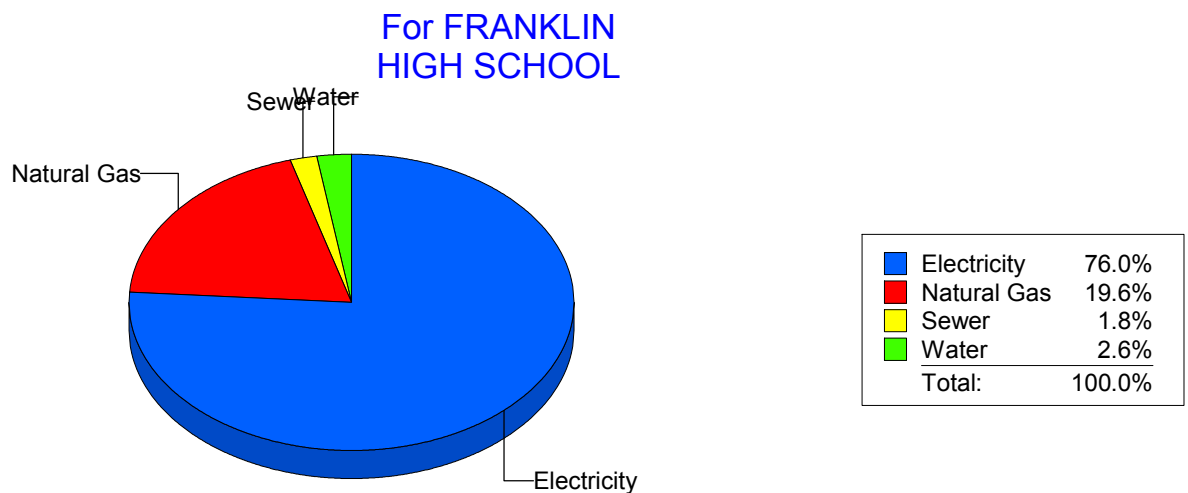
Energy CAP

Cost Avoidance Program

Cost Summary Graph

Grouped by Energy Type

Energy Type	Use	Units	Meter Cost	Special Charges	Total Cost	Avg Unit Cost	% of Total Cost
Site: FRANKLIN HIGH SCHOOL - FRANKLIN HIGH SCHOOL							
Electricity	265,055	KWH	\$25,037.06	\$0.00	\$25,037.06	0.0945	75.99%
Natural Gas	11,450	CCF	\$6,445.73	\$0.00	\$6,445.73	0.5629	19.56%
Water	436	CCF	\$862.04	\$0.00	\$862.04	1.9772	2.62%
Sewer	307	CCF	\$601.84	\$0.00	\$601.84	1.9604	1.83%
Total Cost:			\$32,946.67	\$0.00	\$32,946.67		



Filters: Cost Center Name Not Equal To DoNotReport; Billing Period Equal To 201103

elpaso

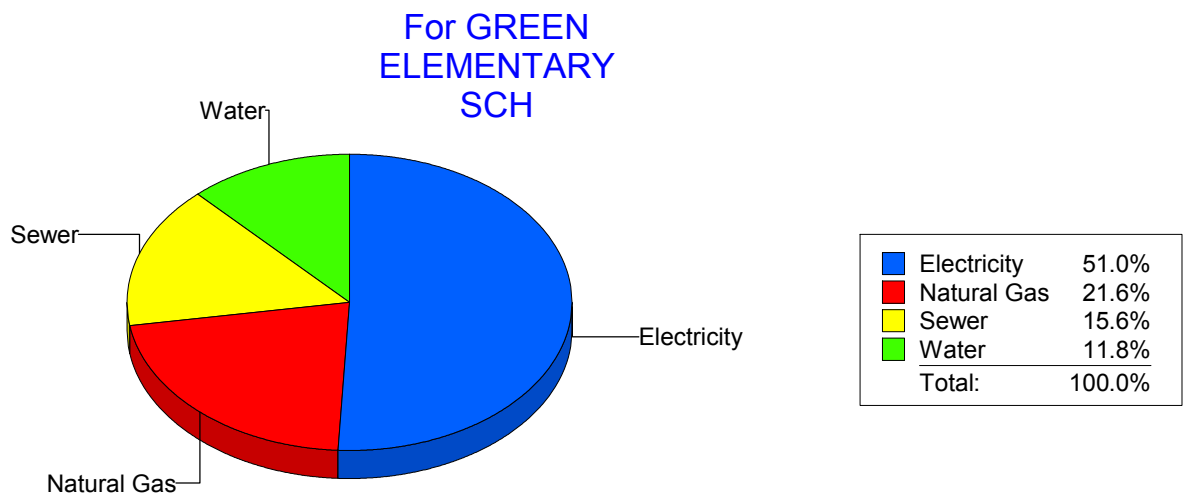
Energy CAP

Cost Avoidance Program

Cost Summary Graph

Grouped by Energy Type

Energy Type	Use	Units	Meter Cost	Special Charges	Total Cost	Avg Unit Cost	% of Total Cost
Site: GREEN ELEMENTARY SCH - GREEN ELEMENTARY SCH							
Electricity	26,700	KWH	\$2,678.99	\$0.00	\$2,678.99	0.1003	50.97%
Natural Gas	1,907	CCF	\$1,134.00	\$0.00	\$1,134.00	0.5947	21.57%
Water	227	CCF	\$621.62	\$0.00	\$621.62	2.7384	11.83%
Sewer	431	CCF	\$821.56	\$0.00	\$821.56	1.9062	15.63%
Total Cost:			\$5,256.17	\$0.00	\$5,256.17		



Filters: Cost Center Name Not Equal To DoNotReport; Billing Period Equal To 201103

elpaso

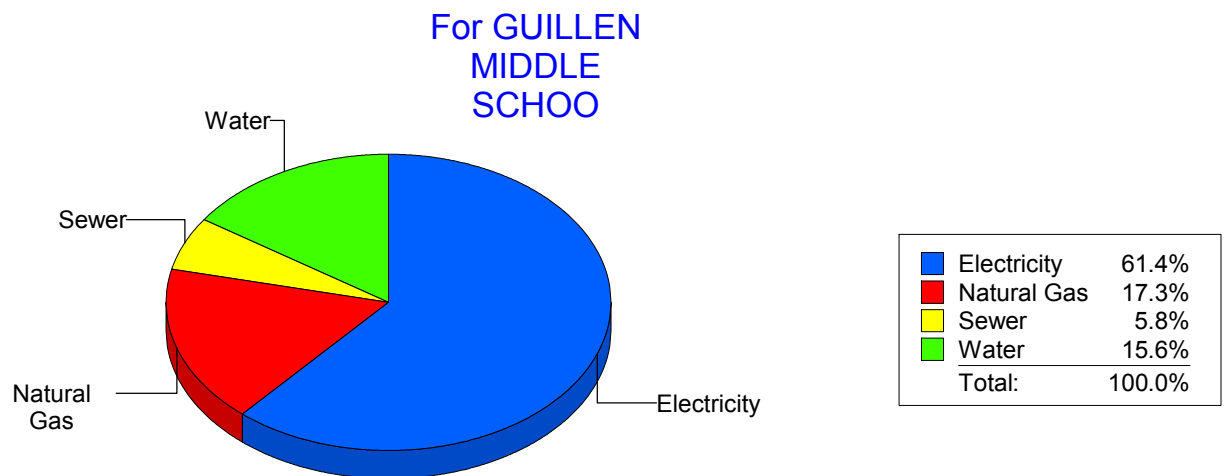
Energy CAP

Cost Avoidance Program

Cost Summary Graph

Grouped by Energy Type

Energy Type	Use	Units	Meter Cost	Special Charges	Total Cost	Avg Unit Cost	% of Total Cost
Site: GUILLEN MIDDLE SCHOO - GUILLEN MIDDLE SCHOO							
Electricity	68,530	KWH	\$6,614.33	\$0.00	\$6,614.33	0.0965	61.43%
Natural Gas	3,174	CCF	\$1,857.51	\$0.00	\$1,857.51	0.5852	17.25%
Water	577	CCF	\$1,674.50	\$0.00	\$1,674.50	2.9021	15.55%
Sewer	331	CCF	\$620.22	\$0.00	\$620.22	1.8738	5.76%
Total Cost:			\$10,766.56	\$0.00	\$10,766.56		



Filters: Cost Center Name Not Equal To DoNotReport; Billing Period Equal To 201103

elpaso

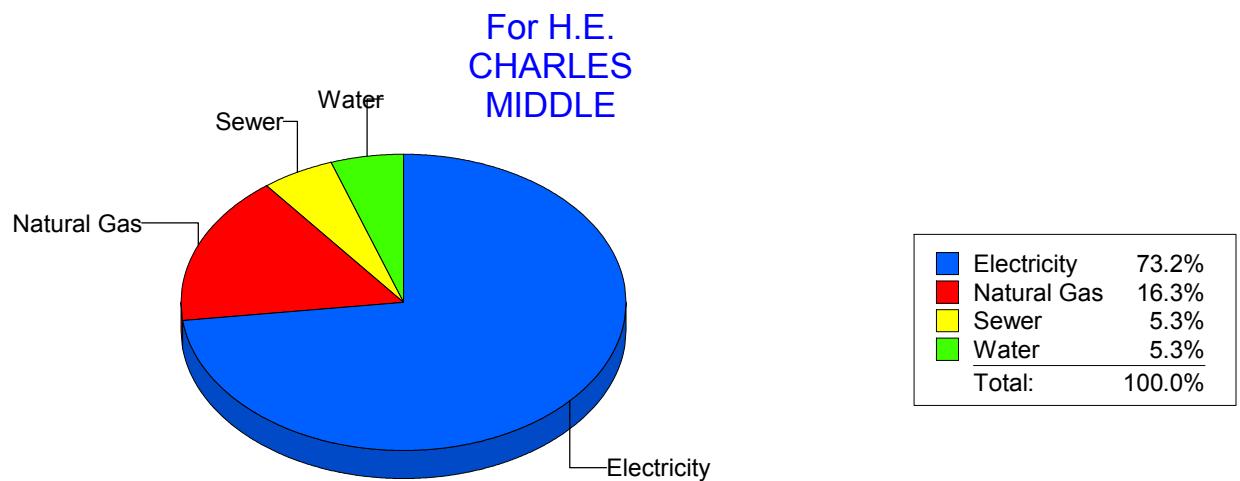
Energy CAP

Cost Avoidance Program

Cost Summary Graph

Grouped by Energy Type

Energy Type	Use	Units	Meter Cost	Special Charges	Total Cost	Avg Unit Cost	% of Total Cost
Site: H.E. CHARLES MIDDLE - H.E. CHARLES MIDDLE							
Electricity	62,703	KWH	\$7,051.78	\$0.00	\$7,051.78	0.1125	73.17%
Natural Gas	2,716	CCF	\$1,566.75	\$0.00	\$1,566.75	0.5769	16.26%
Water	202	CCF	\$508.21	\$0.00	\$508.21	2.5159	5.27%
Sewer	235	CCF	\$510.40	\$0.00	\$510.40	2.1719	5.30%
Total Cost:			\$9,637.14	\$0.00	\$9,637.14		



Filters: Cost Center Name Not Equal To DoNotReport; Billing Period Equal To 201103

elpaso

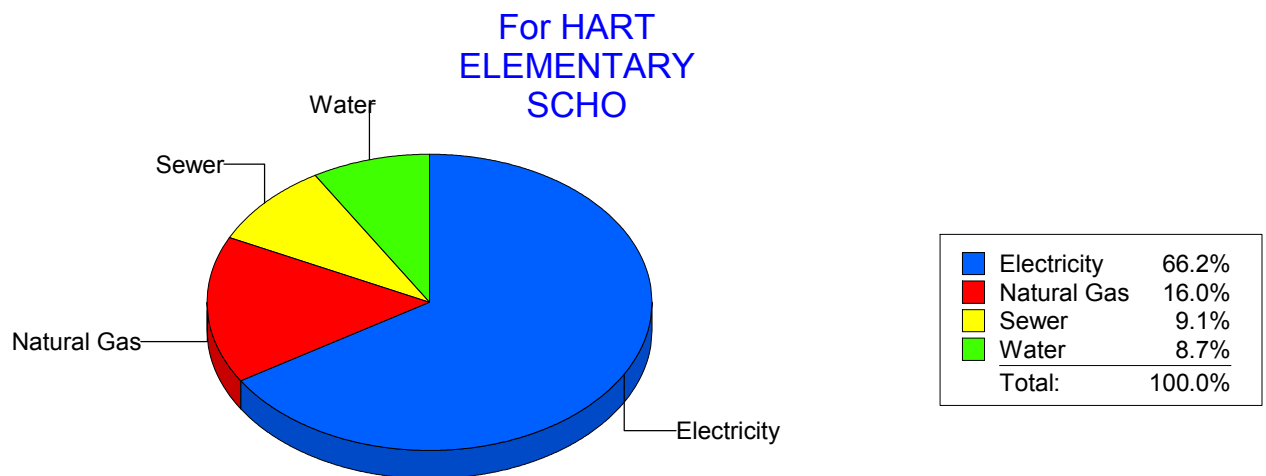
Energy CAP

Cost Avoidance Program

Cost Summary Graph

Grouped by Energy Type

Energy Type	Use	Units	Meter Cost	Special Charges	Total Cost	Avg Unit Cost	% of Total Cost
Site: HART ELEMENTARY SCHO - HART ELEMENTARY SCHO							
Electricity	18,596	KWH	\$2,247.86	\$0.00	\$2,247.86	0.1209	66.16%
Natural Gas	904	CCF	\$542.79	\$0.00	\$542.79	0.6004	15.97%
Water	111	CCF	\$296.84	\$0.00	\$296.84	2.6742	8.74%
Sewer	128	CCF	\$310.28	\$0.00	\$310.28	2.4241	9.13%
Total Cost:			\$3,397.77	\$0.00	\$3,397.77		



Filters: Cost Center Name Not Equal To DoNotReport; Billing Period Equal To 201103

elpaso

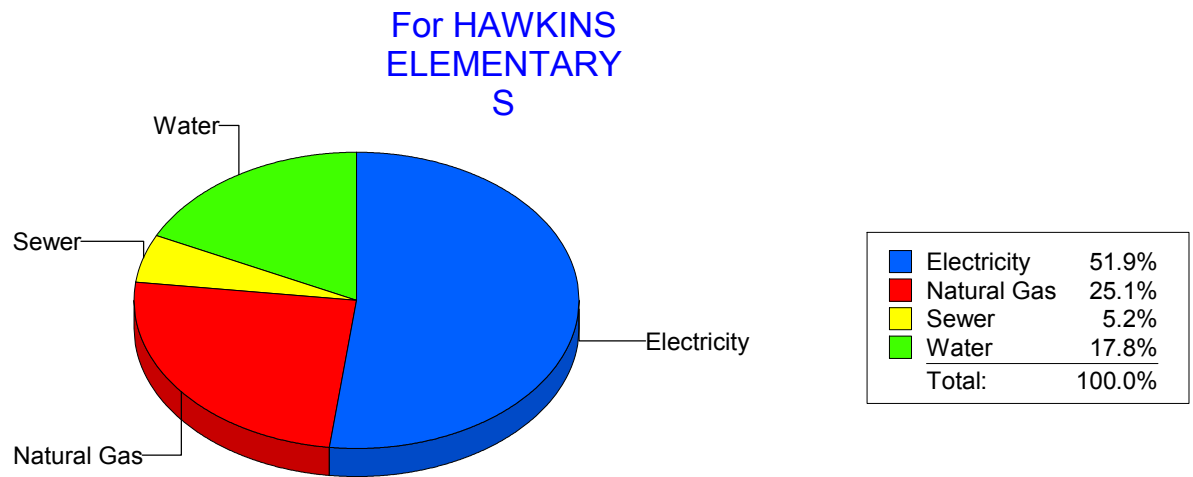
Energy CAP

Cost Avoidance Program

Cost Summary Graph

Grouped by Energy Type

Energy Type	Use	Units	Meter Cost	Special Charges	Total Cost	Avg Unit Cost	% of Total Cost
Site: HAWKINS ELEMENTARY S - HAWKINS ELEMENTARY S							
Electricity	22,093	KWH	\$2,115.46	\$0.00	\$2,115.46	0.0958	51.90%
Natural Gas	1,755	CCF	\$1,023.69	\$0.00	\$1,023.69	0.5833	25.11%
Water	211	CCF	\$723.70	\$0.00	\$723.70	3.4299	17.75%
Sewer	70	CCF	\$213.38	\$0.00	\$213.38	3.0483	5.23%
Total Cost:			\$4,076.23	\$0.00	\$4,076.23		



Filters: Cost Center Name Not Equal To DoNotReport; Billing Period Equal To 201103

elpaso

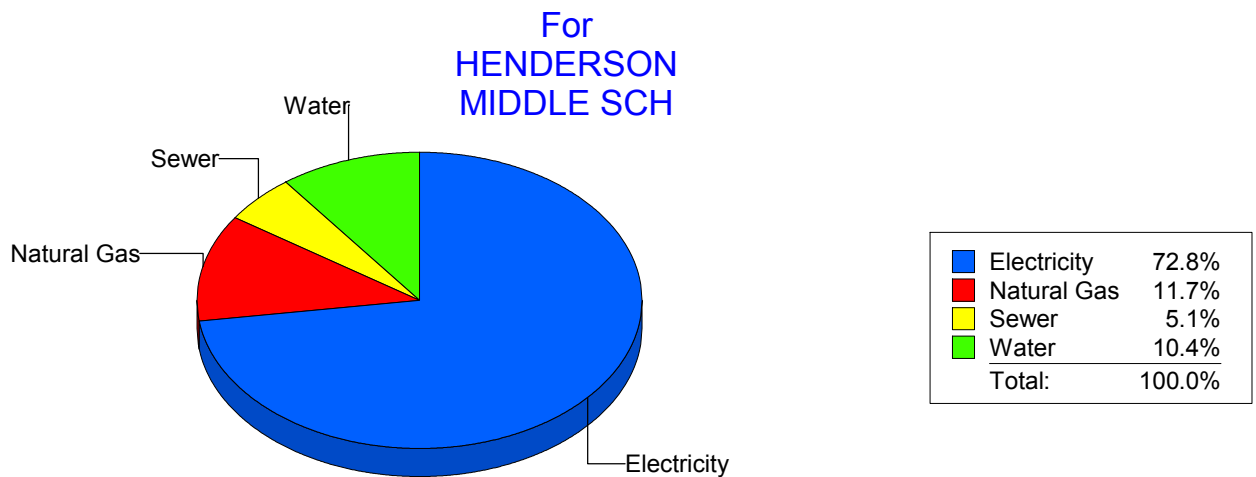
Energy CAP

Cost Avoidance Program

Cost Summary Graph

Grouped by Energy Type

Energy Type	Use	Units	Meter Cost	Special Charges	Total Cost	Avg Unit Cost	% of Total Cost
Site: HENDERSON MIDDLE SCH - HENDERSON MIDDLE SCH							
Electricity	42,246	KWH	\$4,572.75	\$0.00	\$4,572.75	0.1082	72.80%
Natural Gas	1,247	CCF	\$736.62	\$0.00	\$736.62	0.5907	11.73%
Water	280	CCF	\$650.62	\$0.00	\$650.62	2.3236	10.36%
Sewer	204	CCF	\$321.32	\$0.00	\$321.32	1.5751	5.12%
Total Cost:			\$6,281.31	\$0.00	\$6,281.31		



Filters: Cost Center Name Not Equal To DoNotReport; Billing Period Equal To 201103

elpaso

Energy CAP

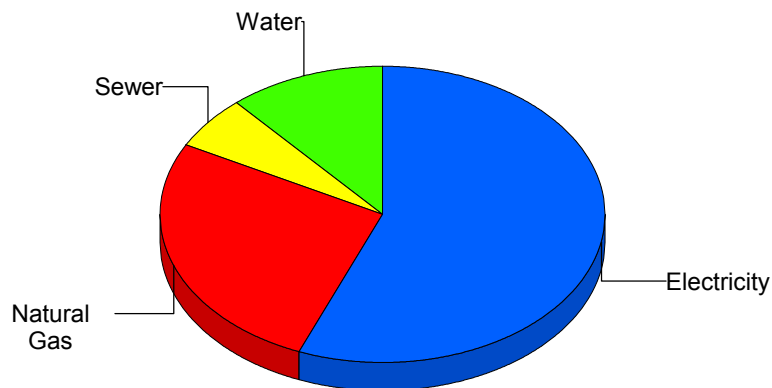
Cost Avoidance Program

Cost Summary Graph

Grouped by Energy Type

Energy Type	Use	Units	Meter Cost	Special Charges	Total Cost	Avg Unit Cost	% of Total Cost
Site: HERCULES COTTAGES - HERCULES COTTAGES							
Electricity	4,061	KWH	\$561.49	\$0.00	\$561.49	0.1383	56.00%
Natural Gas	217	CCF	\$268.70	\$0.00	\$268.70	1.2382	26.80%
Water	39	CCF	\$115.50	\$0.00	\$115.50	2.9615	11.52%
Sewer	21	CCF	\$57.00	\$0.00	\$57.00	2.7143	5.68%
Total Cost:			\$1,002.69	\$0.00	\$1,002.69		

For HERCULES COTTAGES



Electricity	56.0%
Natural Gas	26.8%
Sewer	5.7%
Water	11.5%
Total:	100.0%

Filters: Cost Center Name Not Equal To DoNotReport; Billing Period Equal To 201103

elpaso

Energy CAP

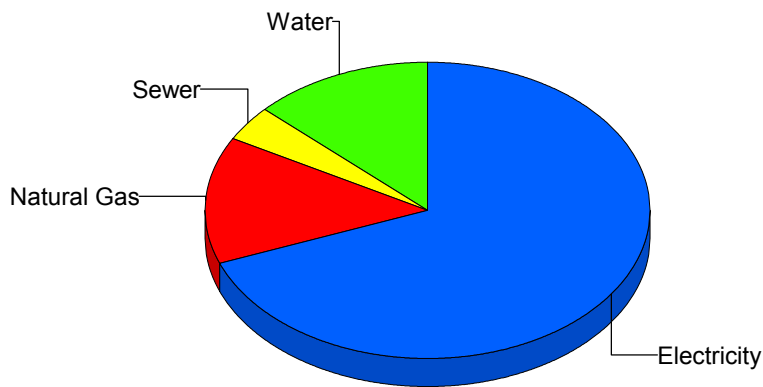
Cost Avoidance Program

Cost Summary Graph

Grouped by Energy Type

Energy Type	Use	Units	Meter Cost	Special Charges	Total Cost	Avg Unit Cost	% of Total Cost
Site: HERRERA - HERRERA ELEMENTARY							
Electricity	40,200	KWH	\$5,627.53	\$0.00	\$5,627.53	0.1400	69.10%
Natural Gas	1,957	CCF	\$1,137.84	\$0.00	\$1,137.84	0.5814	13.97%
Water	275	CCF	\$1,059.77	\$0.00	\$1,059.77	3.8537	13.01%
Sewer	84	CCF	\$318.63	\$0.00	\$318.63	3.7932	3.91%
Total Cost:			\$8,143.77	\$0.00	\$8,143.77		

For HERRERA
ELEMENTARY



Electricity	69.1%
Natural Gas	14.0%
Sewer	3.9%
Water	13.0%
Total:	100.0%

Filters: Cost Center Name Not Equal To DoNotReport; Billing Period Equal To 201103

elpaso

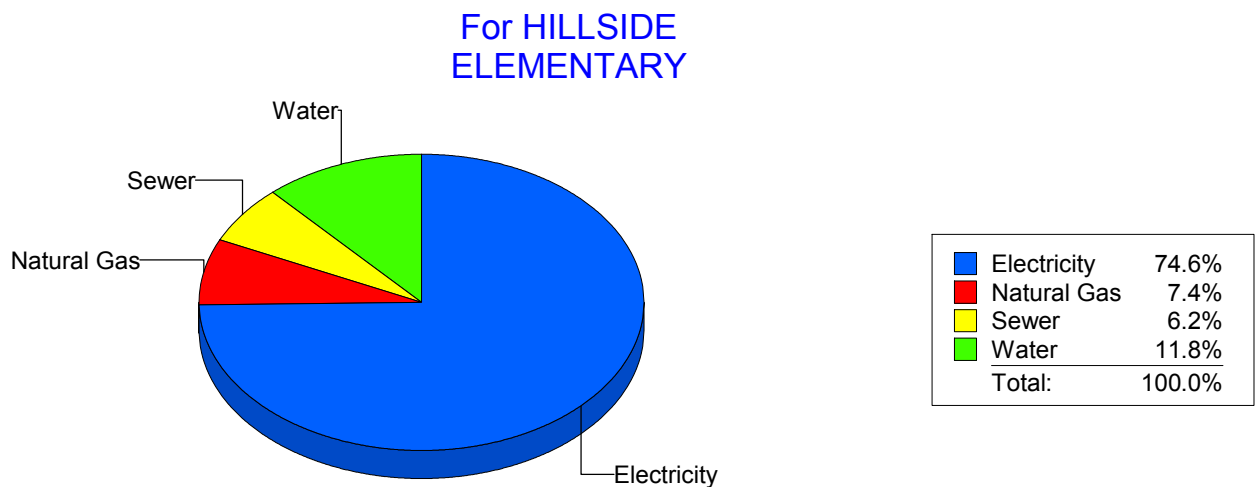
Energy CAP

Cost Avoidance Program

Cost Summary Graph

Grouped by Energy Type

Energy Type	Use	Units	Meter Cost	Special Charges	Total Cost	Avg Unit Cost	% of Total Cost
Site: HILLSIDE ELEMENTARY - HILLSIDE ELEMENTARY							
Electricity	29,466	KWH	\$4,049.00	\$0.00	\$4,049.00	0.1374	74.61%
Natural Gas	561	CCF	\$400.25	\$0.00	\$400.25	0.7135	7.38%
Water	226	CCF	\$639.06	\$0.00	\$639.06	2.8277	11.78%
Sewer	109	CCF	\$338.28	\$0.00	\$338.28	3.1035	6.23%
Total Cost:			\$5,426.59	\$0.00	\$5,426.59		



Filters: Cost Center Name Not Equal To DoNotReport; Billing Period Equal To 201103

elpaso

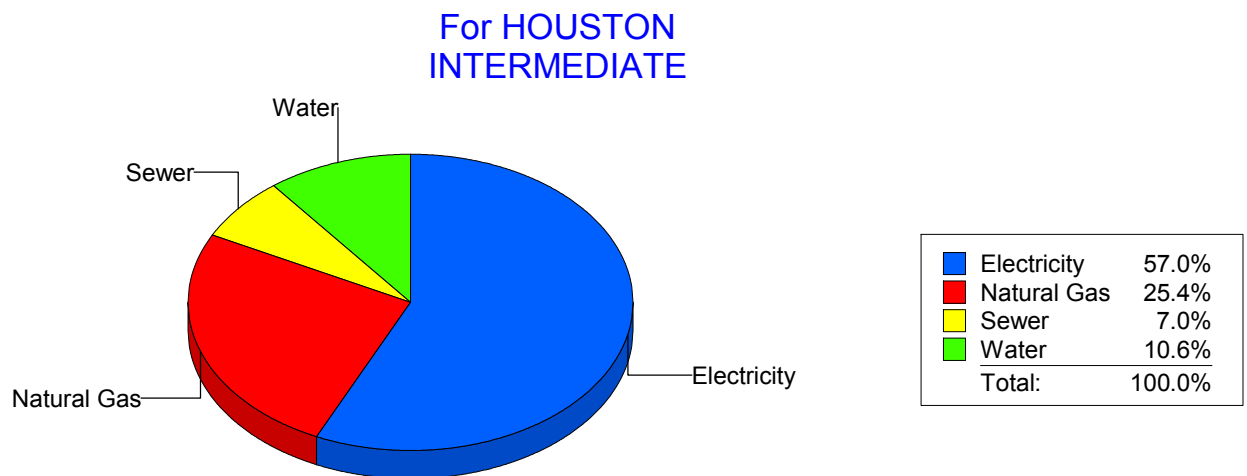
Energy CAP

Cost Avoidance Program

Cost Summary Graph

Grouped by Energy Type

Energy Type	Use	Units	Meter Cost	Special Charges	Total Cost	Avg Unit Cost	% of Total Cost
Site: HOUSTON INTERMEDIATE - HOUSTON INTERMEDIATE							
Electricity	20,005	KWH	\$1,937.66	\$0.00	\$1,937.66	0.0969	56.95%
Natural Gas	1,390	CCF	\$865.26	\$0.00	\$865.26	0.6225	25.43%
Water	55	CCF	\$361.31	\$0.00	\$361.31	6.5693	10.62%
Sewer	22	CCF	\$237.90	\$0.00	\$237.90	10.8136	6.99%
Total Cost:			\$3,402.13	\$0.00	\$3,402.13		



Filters: Cost Center Name Not Equal To DoNotReport; Billing Period Equal To 201103

elpaso

Energy CAP

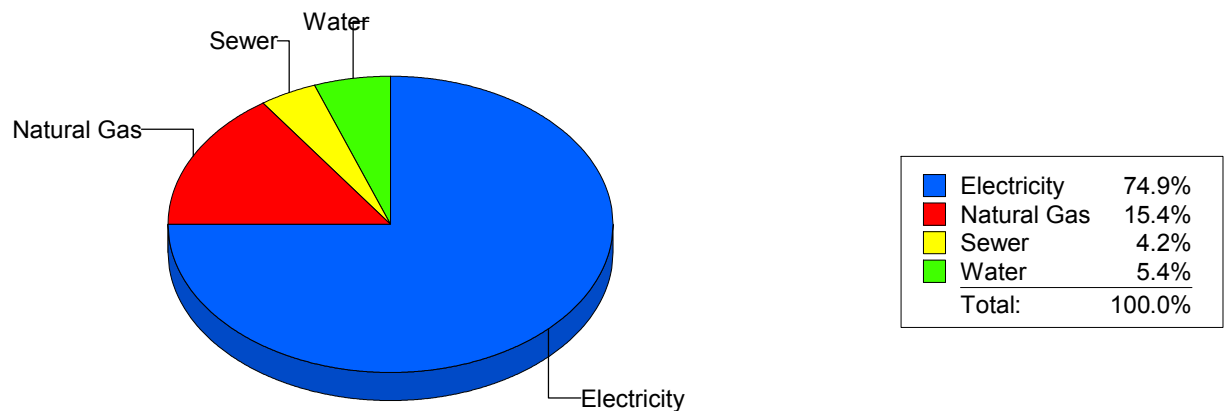
Cost Avoidance Program

Cost Summary Graph

Grouped by Energy Type

Energy Type	Use	Units	Meter Cost	Special Charges	Total Cost	Avg Unit Cost	% of Total Cost
Site: MOYE - HR MOYE							
Electricity	60,720	KWH	\$6,099.33	\$0.00	\$6,099.33	0.1005	74.92%
Natural Gas	2,169	CCF	\$1,257.64	\$0.00	\$1,257.64	0.5798	15.45%
Water	113	CCF	\$441.79	\$0.00	\$441.79	3.9096	5.43%
Sewer	103	CCF	\$342.76	\$0.00	\$342.76	3.3278	4.21%
Total Cost:			\$8,141.52	\$0.00	\$8,141.52		

For HR MOYE



Filters: Cost Center Name Not Equal To DoNotReport; Billing Period Equal To 201103

elpaso

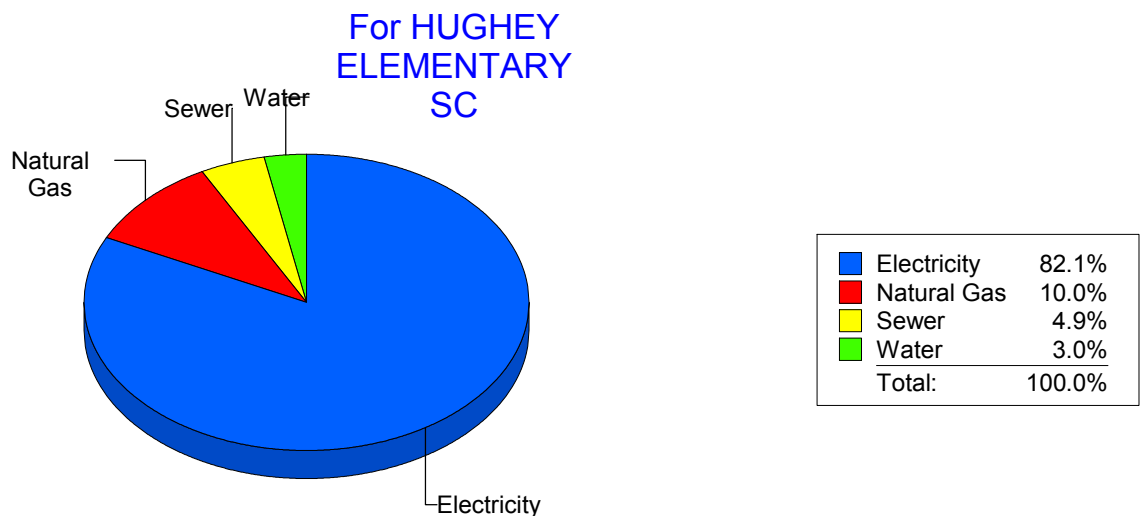
Energy CAP

Cost Avoidance Program

Cost Summary Graph

Grouped by Energy Type

Energy Type	Use	Units	Meter Cost	Special Charges	Total Cost	Avg Unit Cost	% of Total Cost
Site: HUGHEY ELEMENTARY SC - HUGHEY ELEMENTARY SC							
Electricity	45,526	KWH	\$6,134.41	\$0.00	\$6,134.41	0.1347	82.10%
Natural Gas	1,222	CCF	\$747.26	\$0.00	\$747.26	0.6115	10.00%
Water	63	CCF	\$224.41	\$0.00	\$224.41	3.5621	3.00%
Sewer	190	CCF	\$365.78	\$0.00	\$365.78	1.9252	4.90%
Total Cost:			\$7,471.86	\$0.00	\$7,471.86		



Filters: Cost Center Name Not Equal To DoNotReport; Billing Period Equal To 201103

elpaso

Energy CAP

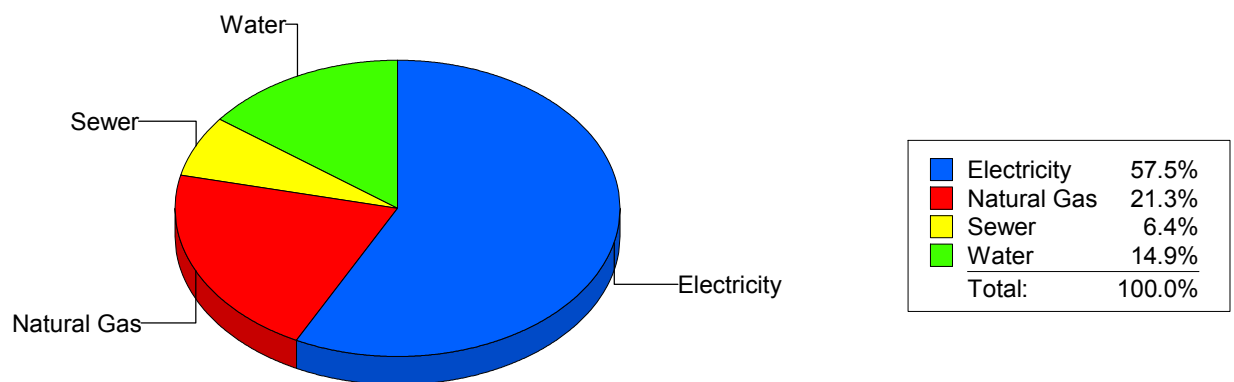
Cost Avoidance Program

Cost Summary Graph

Grouped by Energy Type

Energy Type	Use	Units	Meter Cost	Special Charges	Total Cost	Avg Unit Cost	% of Total Cost
Site: IRVIN HIGH SCHOOL - IRVIN HIGH SCHOOL							
Electricity	105,420	KWH	\$10,193.75	\$0.00	\$10,193.75	0.0967	57.45%
Natural Gas	6,635	CCF	\$3,777.06	\$0.00	\$3,777.06	0.5693	21.29%
Water	1,490	CCF	\$2,636.69	\$0.00	\$2,636.69	1.7696	14.86%
Sewer	786	CCF	\$1,135.83	\$0.00	\$1,135.83	1.4451	6.40%
Total Cost:			\$17,743.33	\$0.00	\$17,743.33		

For IRVIN HIGH SCHOOL



Filters: Cost Center Name Not Equal To DoNotReport; Billing Period Equal To 201103

elpaso

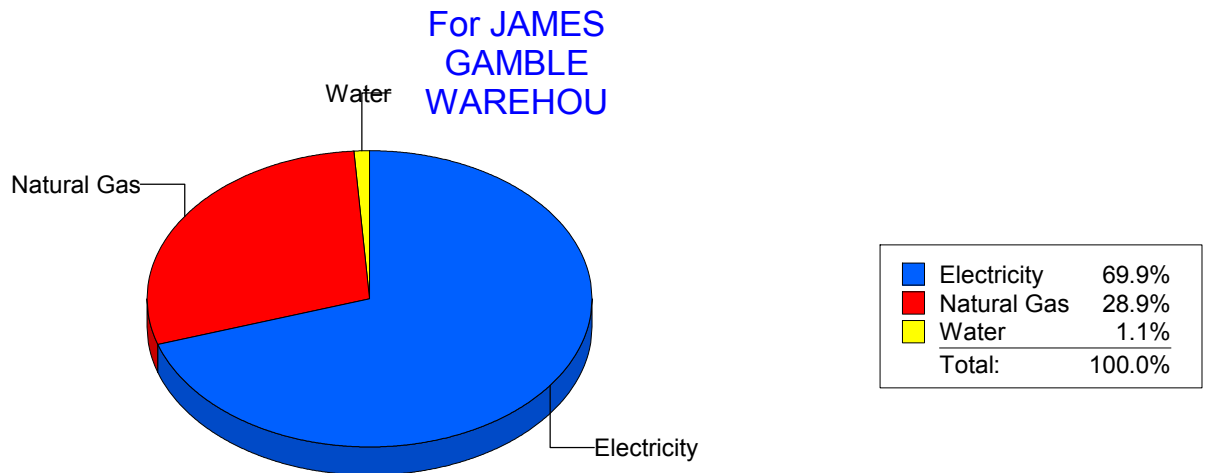
Energy CAP

Cost Avoidance Program

Cost Summary Graph

Grouped by Energy Type

Energy Type	Use	Units	Meter Cost	Special Charges	Total Cost	Avg Unit Cost	% of Total Cost
Site: JAMES GAMBLE WAREHOU - JAMES GAMBLE WAREHOU							
Electricity	23,400	KWH	\$2,239.17	\$0.00	\$2,239.17	0.0957	69.92%
Natural Gas	1,584	CCF	\$926.84	\$0.00	\$926.84	0.5851	28.94%
Water	0	CCF	\$36.36	\$0.00	\$36.36	0.0000	1.14%
Total Cost:			\$3,202.37	\$0.00	\$3,202.37		



Filters: Cost Center Name Not Equal To DoNotReport; Billing Period Equal To 201103

elpaso

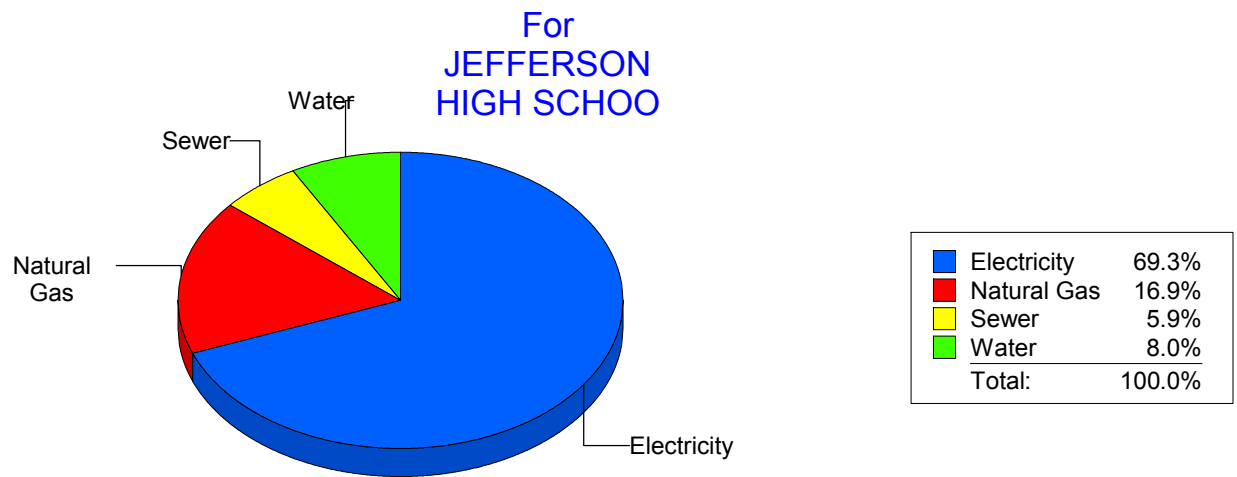
Energy CAP

Cost Avoidance Program

Cost Summary Graph

Grouped by Energy Type

Energy Type	Use	Units	Meter Cost	Special Charges	Total Cost	Avg Unit Cost	% of Total Cost
Site: JEFFERSON HIGH SCHOO - JEFFERSON HIGH SCHOO							
Electricity	89,816	KWH	\$9,510.13	\$0.00	\$9,510.13	0.1059	69.26%
Natural Gas	3,704	CCF	\$2,319.50	\$0.00	\$2,319.50	0.6262	16.89%
Water	465	CCF	\$1,094.66	\$0.00	\$1,094.66	2.3541	7.97%
Sewer	364	CCF	\$806.83	\$0.00	\$806.83	2.2166	5.88%
Total Cost:			\$13,731.12	\$0.00	\$13,731.12		



Filters: Cost Center Name Not Equal To DoNotReport; Billing Period Equal To 201103

elpaso

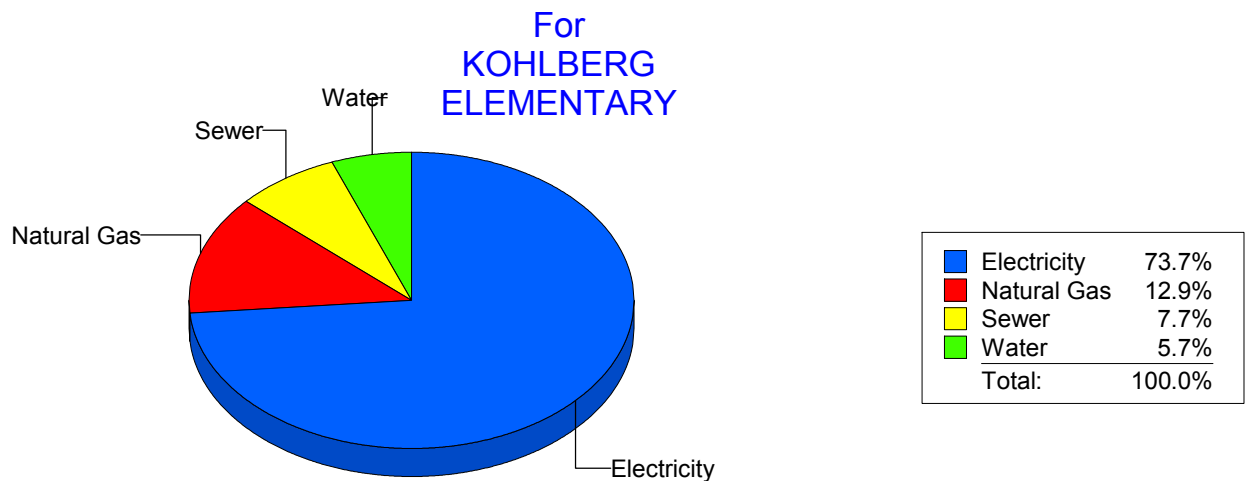
Energy CAP

Cost Avoidance Program

Cost Summary Graph

Grouped by Energy Type

Energy Type	Use	Units	Meter Cost	Special Charges	Total Cost	Avg Unit Cost	% of Total Cost
Site: KOHLBERG ELEMENTARY - KOHLBERG ELEMENTARY							
Electricity	44,460	KWH	\$5,186.11	\$0.00	\$5,186.11	0.1166	73.71%
Natural Gas	1,545	CCF	\$905.02	\$0.00	\$905.02	0.5858	12.86%
Water	146	CCF	\$401.03	\$0.00	\$401.03	2.7468	5.70%
Sewer	281	CCF	\$543.96	\$0.00	\$543.96	1.9358	7.73%
Total Cost:			\$7,036.12	\$0.00	\$7,036.12		



Filters: Cost Center Name Not Equal To DoNotReport; Billing Period Equal To 201103

elpaso

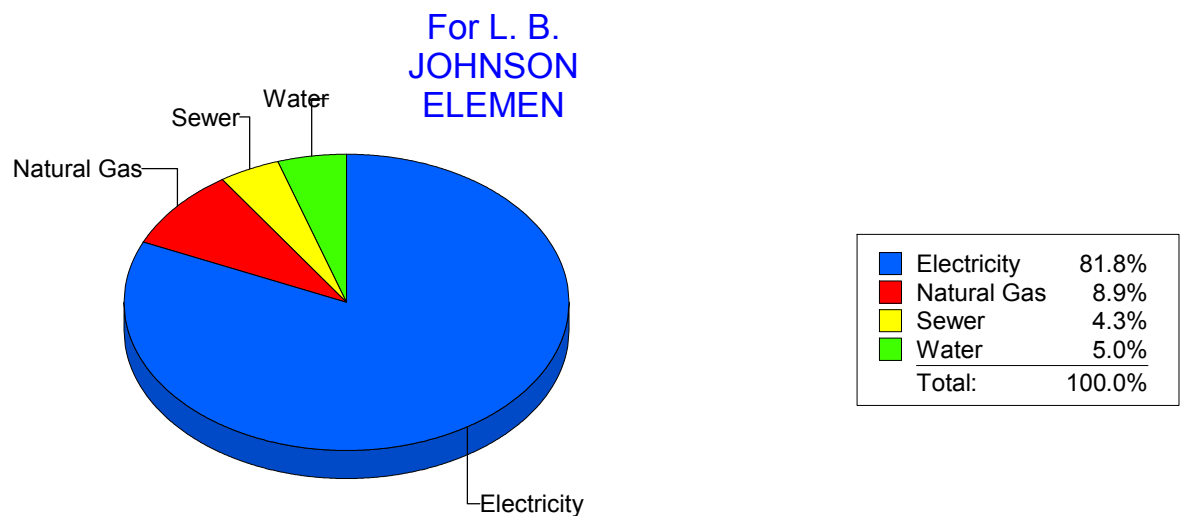
Energy CAP

Cost Avoidance Program

Cost Summary Graph

Grouped by Energy Type

Energy Type	Use	Units	Meter Cost	Special Charges	Total Cost	Avg Unit Cost	% of Total Cost
Site: L. B. JOHNSON ELEMEN - L. B. JOHNSON ELEMEN							
Electricity	45,150	KWH	\$5,951.37	\$0.00	\$5,951.37	0.1318	81.79%
Natural Gas	967	CCF	\$646.79	\$0.00	\$646.79	0.6689	8.89%
Water	175	CCF	\$366.98	\$0.00	\$366.98	2.0970	5.04%
Sewer	137	CCF	\$311.60	\$0.00	\$311.60	2.2745	4.28%
Total Cost:			\$7,276.74	\$0.00	\$7,276.74		



Filters: Cost Center Name Not Equal To DoNotReport; Billing Period Equal To 201103

elpaso

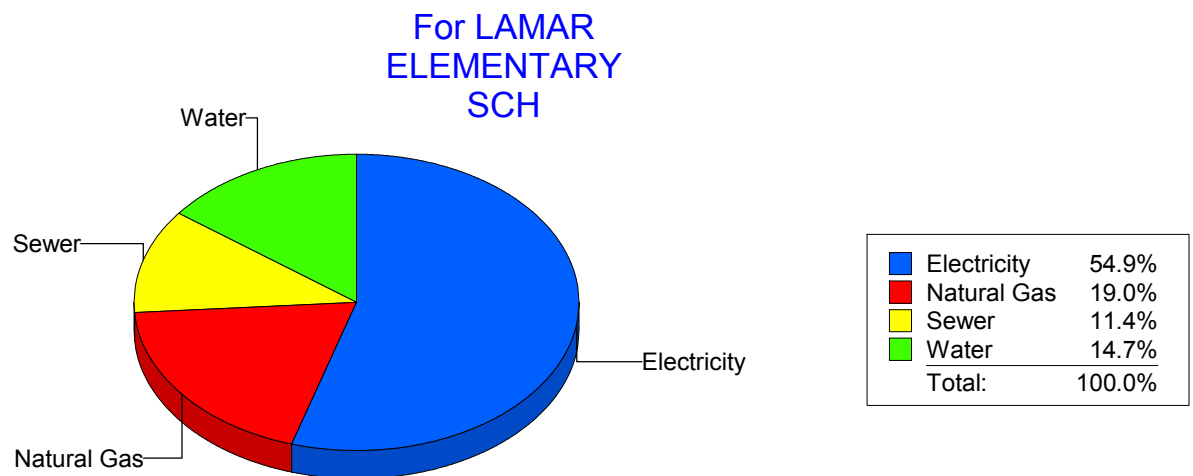
Energy CAP

Cost Avoidance Program

Cost Summary Graph

Grouped by Energy Type

Energy Type	Use	Units	Meter Cost	Special Charges	Total Cost	Avg Unit Cost	% of Total Cost
Site: LAMAR ELEMENTARY SCH - LAMAR ELEMENTARY SCH							
Electricity	29,700	KWH	\$3,026.63	\$0.00	\$3,026.63	0.1019	54.85%
Natural Gas	1,705	CCF	\$1,050.82	\$0.00	\$1,050.82	0.6163	19.05%
Water	344	CCF	\$811.81	\$0.00	\$811.81	2.3599	14.71%
Sewer	229	CCF	\$628.29	\$0.00	\$628.29	2.7436	11.39%
Total Cost:			\$5,517.55	\$0.00	\$5,517.55		



Filters: Cost Center Name Not Equal To DoNotReport; Billing Period Equal To 201103

elpaso

Energy CAP

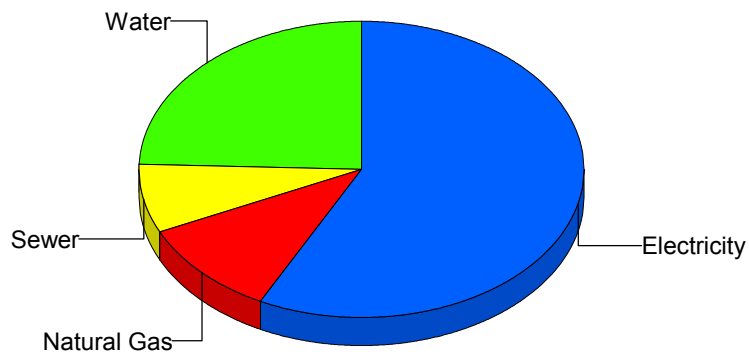
Cost Avoidance Program

Cost Summary Graph

Grouped by Energy Type

Energy Type	Use	Units	Meter Cost	Special Charges	Total Cost	Avg Unit Cost	% of Total Cost
Site: LEE ELEMENTARY - LEE ELEMENTARY							
Electricity	29,483	KWH	\$3,793.31	\$0.00	\$3,793.31	0.1287	57.51%
Natural Gas	1,074	CCF	\$690.91	\$0.00	\$690.91	0.6433	10.48%
Water	405	CCF	\$1,611.44	\$0.00	\$1,611.44	3.9789	24.43%
Sewer	172	CCF	\$500.09	\$0.00	\$500.09	2.9075	7.58%
Total Cost:			\$6,595.75	\$0.00	\$6,595.75		

For LEE
ELEMENTARY



Electricity	57.5%
Natural Gas	10.5%
Sewer	7.6%
Water	24.4%
Total:	100.0%

Filters: Cost Center Name Not Equal To DoNotReport; Billing Period Equal To 201103

elpaso

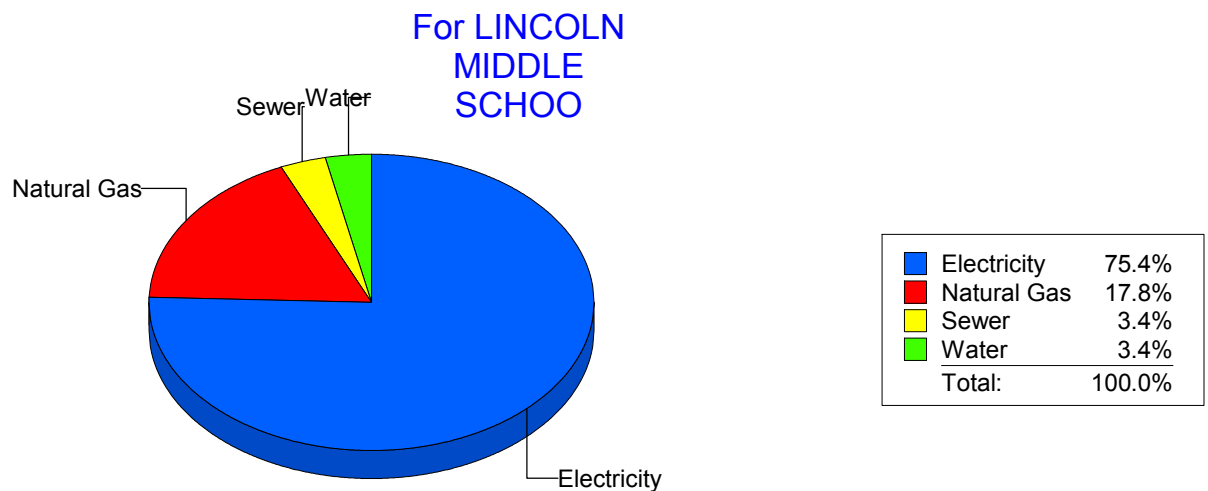
Energy CAP

Cost Avoidance Program

Cost Summary Graph

Grouped by Energy Type

Energy Type	Use	Units	Meter Cost	Special Charges	Total Cost	Avg Unit Cost	% of Total Cost
Site: LINCOLN MIDDLE SCHOO - LINCOLN MIDDLE SCHOO							
Electricity	94,450	KWH	\$11,093.70	\$0.00	\$11,093.70	0.1175	75.43%
Natural Gas	4,599	CCF	\$2,614.51	\$0.00	\$2,614.51	0.5685	17.78%
Water	254	CCF	\$493.49	\$0.00	\$493.49	1.9429	3.36%
Sewer	289	CCF	\$504.64	\$0.00	\$504.64	1.7462	3.43%
Total Cost:			\$14,706.34	\$0.00	\$14,706.34		



Filters: Cost Center Name Not Equal To DoNotReport; Billing Period Equal To 201103

elpaso

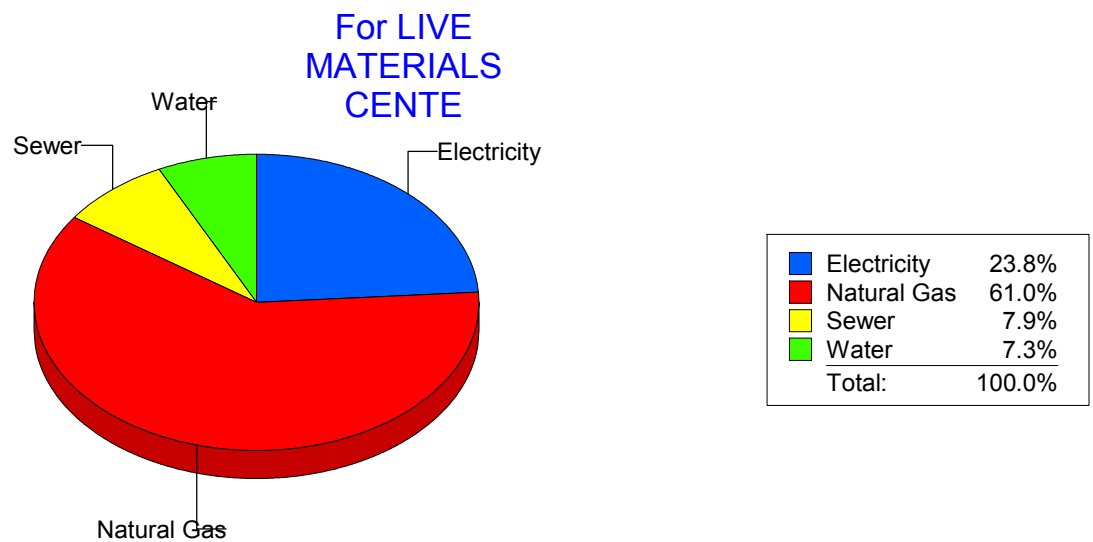
Energy CAP

Cost Avoidance Program

Cost Summary Graph

Grouped by Energy Type

Energy Type	Use	Units	Meter Cost	Special Charges	Total Cost	Avg Unit Cost	% of Total Cost
Site: LIVE MATERIALS CENTE - LIVE MATERIALS CENTE							
Electricity		480 KWH	\$84.27	\$0.00	\$84.27	0.1756	23.82%
Natural Gas		282 CCF	\$215.93	\$0.00	\$215.93	0.7657	61.03%
Water		3 CCF	\$25.75	\$0.00	\$25.75	8.5833	7.28%
Sewer		6 CCF	\$27.84	\$0.00	\$27.84	4.6400	7.87%
Total Cost:			\$353.79	\$0.00	\$353.79		



Filters: Cost Center Name Not Equal To DoNotReport; Billing Period Equal To 201103

elpaso

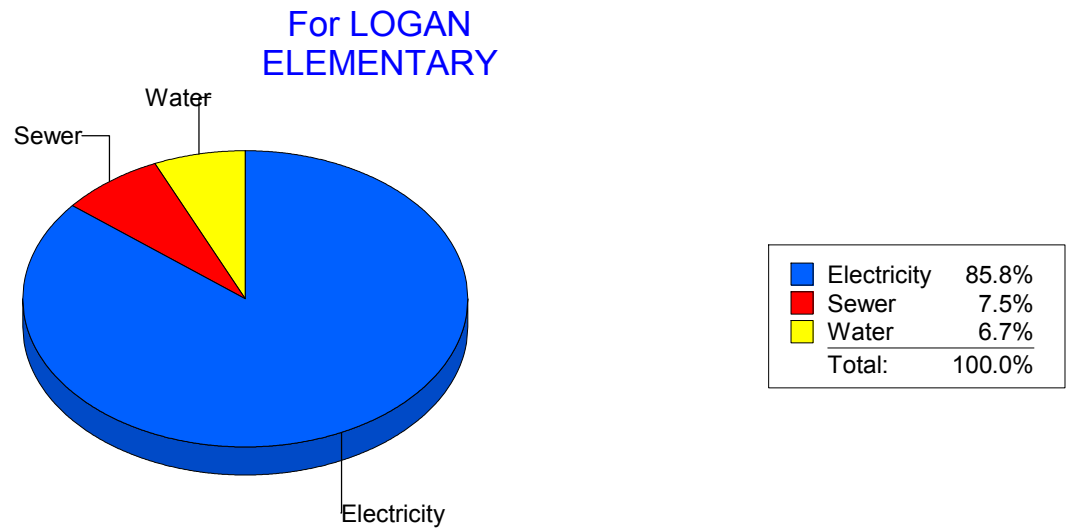
Energy CAP

Cost Avoidance Program

Cost Summary Graph

Grouped by Energy Type

Energy Type	Use	Units	Meter Cost	Special Charges	Total Cost	Avg Unit Cost	% of Total Cost
Site: LOGAN ELEMENTARY - LOGAN ELEMENTARY							
Electricity	22,900	KWH	\$2,612.54	\$0.00	\$2,612.54	0.1141	85.81%
Water	98	CCF	\$204.73	\$0.00	\$204.73	2.0891	6.72%
Sewer	130	CCF	\$227.34	\$0.00	\$227.34	1.7488	7.47%
Total Cost:			\$3,044.61	\$0.00	\$3,044.61		



Filters: Cost Center Name Not Equal To DoNotReport; Billing Period Equal To 201103

elpaso

Energy CAP

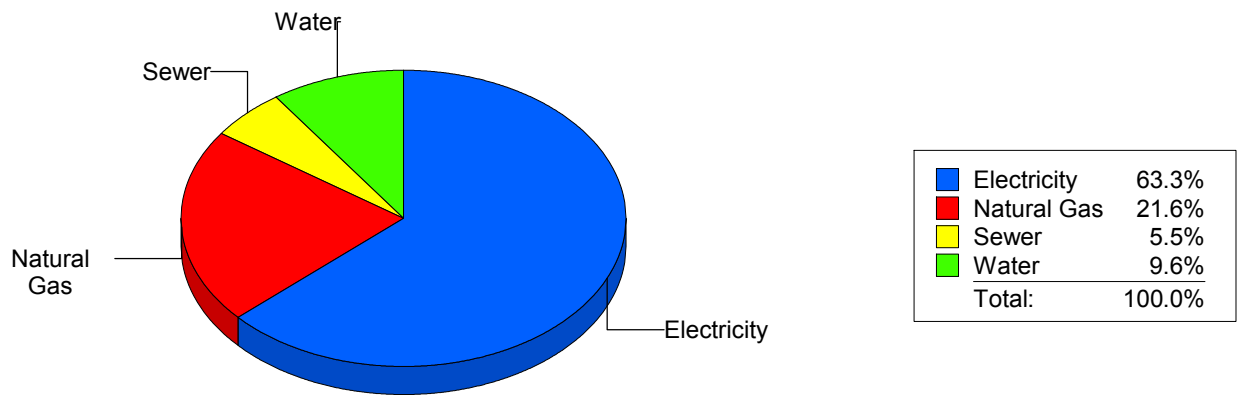
Cost Avoidance Program

Cost Summary Graph

Grouped by Energy Type

Energy Type	Use	Units	Meter Cost	Special Charges	Total Cost	Avg Unit Cost	% of Total Cost
Site: LUNDY - LUNDY							
Electricity	52,400	KWH	\$3,709.22	\$0.00	\$3,709.22	0.0708	63.26%
Natural Gas	2,135	CCF	\$1,266.22	\$0.00	\$1,266.22	0.5931	21.60%
Water	131	CCF	\$564.32	\$0.00	\$564.32	4.3078	9.62%
Sewer	88	CCF	\$323.71	\$0.00	\$323.71	3.6785	5.52%
Total Cost:			\$5,863.47	\$0.00	\$5,863.47		

For LUNDY



Filters: Cost Center Name Not Equal To DoNotReport; Billing Period Equal To 201103

elpaso

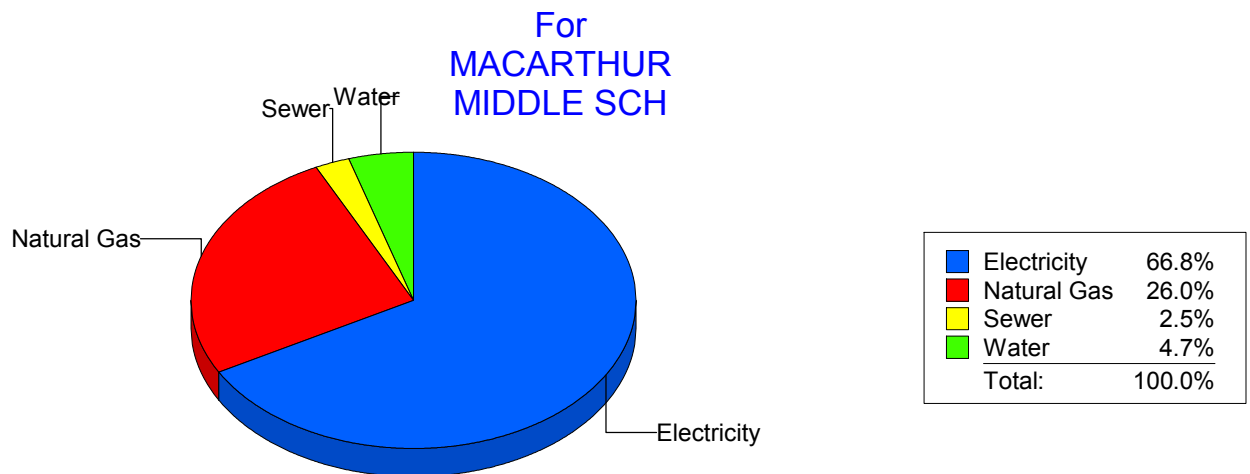
Energy CAP

Cost Avoidance Program

Cost Summary Graph

Grouped by Energy Type

Energy Type	Use	Units	Meter Cost	Special Charges	Total Cost	Avg Unit Cost	% of Total Cost
Site: MACARTHUR MIDDLE SCH - MACARTHUR MIDDLE SCH							
Electricity	69,520	KWH	\$7,842.83	\$0.00	\$7,842.83	0.1128	66.85%
Natural Gas	5,379	CCF	\$3,047.33	\$0.00	\$3,047.33	0.5665	25.97%
Water	215	CCF	\$552.22	\$0.00	\$552.22	2.5685	4.71%
Sewer	120	CCF	\$290.01	\$0.00	\$290.01	2.4168	2.47%
Total Cost:			\$11,732.39	\$0.00	\$11,732.39		



Filters: Cost Center Name Not Equal To DoNotReport; Billing Period Equal To 201103

elpaso

Energy CAP

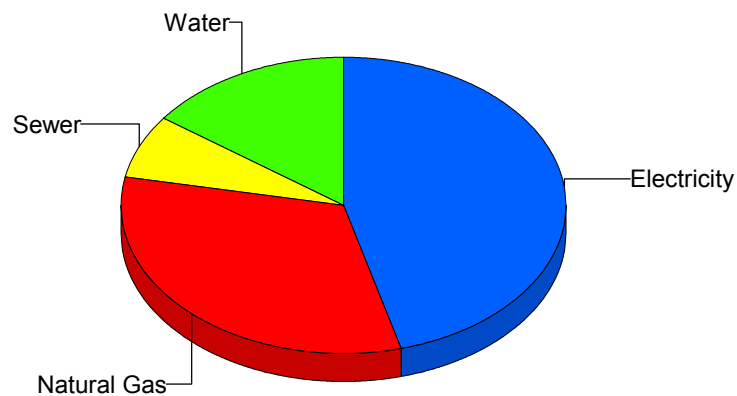
Cost Avoidance Program

Cost Summary Graph

Grouped by Energy Type

Energy Type	Use	Units	Meter Cost	Special Charges	Total Cost	Avg Unit Cost	% of Total Cost
Site: MAGOFFIN MIDDLE SCHO - MAGOFFIN MIDDLE SCHO							
Electricity	17,661	KWH	\$1,965.53	\$0.00	\$1,965.53	0.1113	45.89%
Natural Gas	2,383	CCF	\$1,378.51	\$0.00	\$1,378.51	0.5785	32.18%
Water	156	CCF	\$647.56	\$0.00	\$647.56	4.1510	15.12%
Sewer	63	CCF	\$291.96	\$0.00	\$291.96	4.6343	6.82%
Total Cost:			\$4,283.56	\$0.00	\$4,283.56		

For MAGOFFIN
MIDDLE SCHO



Electricity	45.9%
Natural Gas	32.2%
Sewer	6.8%
Water	15.1%
Total:	100.0%

Filters: Cost Center Name Not Equal To DoNotReport; Billing Period Equal To 201103

elpaso

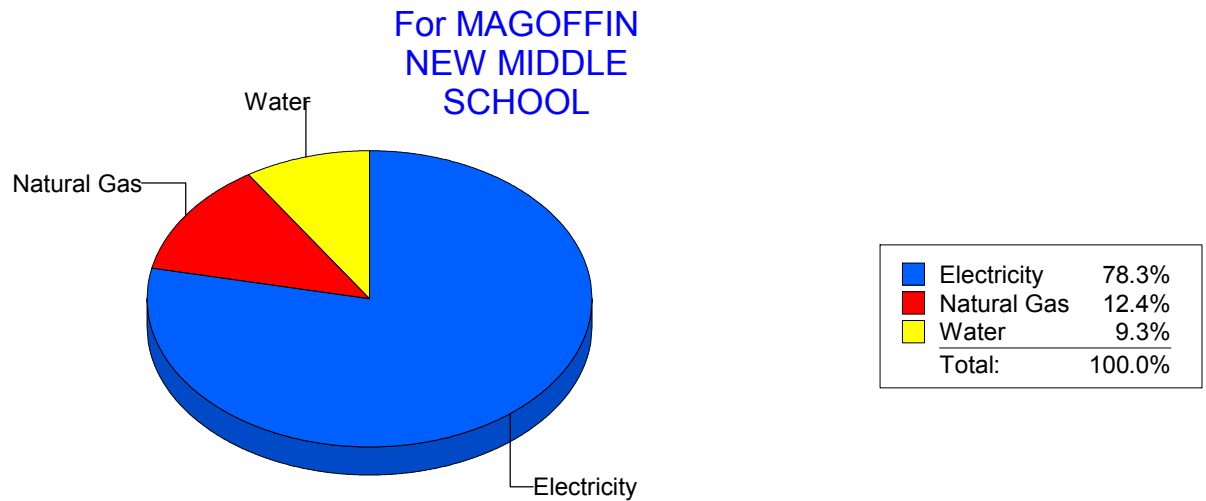
Energy CAP

Cost Avoidance Program

Cost Summary Graph

Grouped by Energy Type

Energy Type	Use	Units	Meter Cost	Special Charges	Total Cost	Avg Unit Cost	% of Total Cost
Site: MAGOFFINMIDDLESCHOOLN047 - MAGOFFIN NEW MIDDLE SCHOOL							
Electricity	107,200	KWH	\$9,984.96	\$0.00	\$9,984.96	0.0931	78.28%
Natural Gas	2,751	CCF	\$1,586.53	\$0.00	\$1,586.53	0.5767	12.44%
Water	285	CCF	\$1,184.31	\$0.00	\$1,184.31	4.1555	9.28%
Total Cost:			\$12,755.80	\$0.00	\$12,755.80		



Filters: Cost Center Name Not Equal To DoNotReport; Billing Period Equal To 201103

elpaso

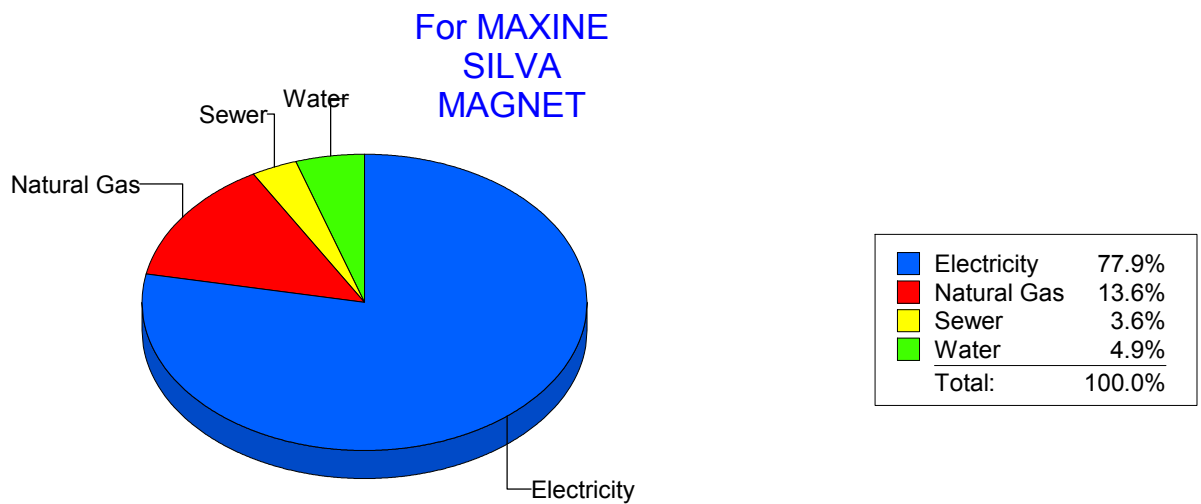
Energy CAP

Cost Avoidance Program

Cost Summary Graph

Grouped by Energy Type

Energy Type	Use	Units	Meter Cost	Special Charges	Total Cost	Avg Unit Cost	% of Total Cost
Site: MAXINE SILVA MAGNET - MAXINE SILVA MAGNET							
Electricity	71,400	KWH	\$7,396.40	\$0.00	\$7,396.40	0.1036	77.93%
Natural Gas	2,233	CCF	\$1,293.80	\$0.00	\$1,293.80	0.5794	13.63%
Water	218	CCF	\$463.12	\$0.00	\$463.12	2.1244	4.88%
Sewer	158	CCF	\$338.27	\$0.00	\$338.27	2.1409	3.56%
Total Cost:			\$9,491.59	\$0.00	\$9,491.59		



Filters: Cost Center Name Not Equal To DoNotReport; Billing Period Equal To 201103

elpaso

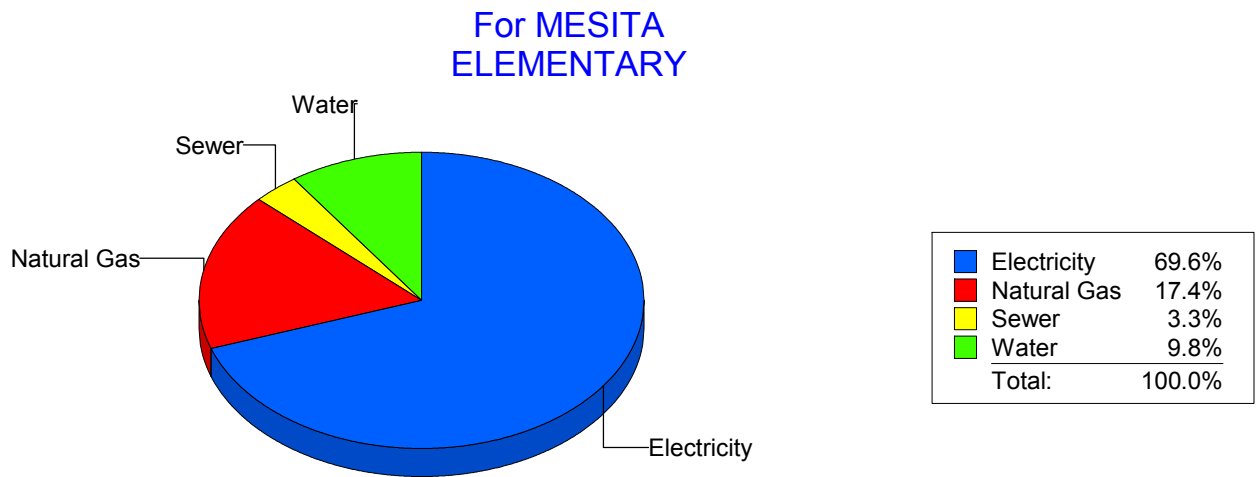
Energy CAP

Cost Avoidance Program

Cost Summary Graph

Grouped by Energy Type

Energy Type	Use	Units	Meter Cost	Special Charges	Total Cost	Avg Unit Cost	% of Total Cost
Site: MESITA ELEMENTARY - MESITA ELEMENTARY							
Electricity	67,080	KWH	\$7,132.00	\$0.00	\$7,132.00	0.1063	69.59%
Natural Gas	3,043	CCF	\$1,780.50	\$0.00	\$1,780.50	0.5851	17.37%
Water	283	CCF	\$1,001.33	\$0.00	\$1,001.33	3.5383	9.77%
Sewer	97	CCF	\$335.14	\$0.00	\$335.14	3.4551	3.27%
Total Cost:			\$10,248.97	\$0.00	\$10,248.97		



Filters: Cost Center Name Not Equal To DoNotReport; Billing Period Equal To 201103

elpaso

Energy CAP

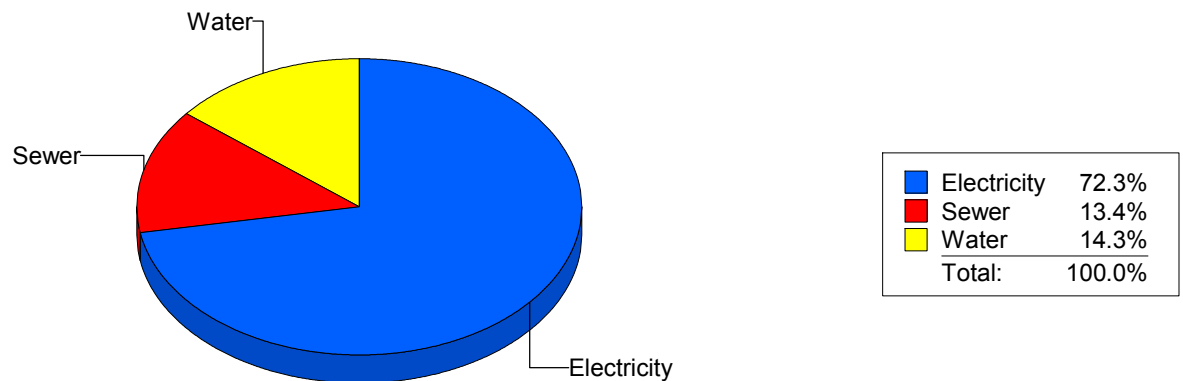
Cost Avoidance Program

Cost Summary Graph

Grouped by Energy Type

Energy Type	Use	Units	Meter Cost	Special Charges	Total Cost	Avg Unit Cost	% of Total Cost
Site: MILAM ELEMENTARY - MILAM ELEMENTARY							
Electricity	18,840	KWH	\$2,105.68	\$0.00	\$2,105.68	0.1118	72.30%
Water	200	CCF	\$415.19	\$0.00	\$415.19	2.0760	14.26%
Sewer	200	CCF	\$391.61	\$0.00	\$391.61	1.9581	13.45%
Total Cost:			\$2,912.48	\$0.00	\$2,912.48		

For MILAM
ELEMENTARY



Filters: Cost Center Name Not Equal To DoNotReport; Billing Period Equal To 201103

elpaso

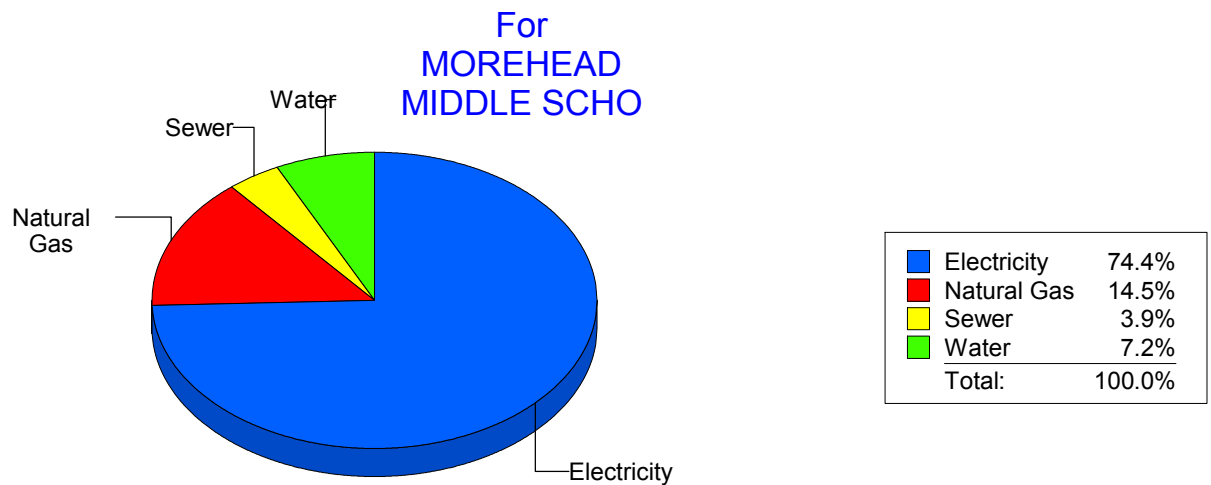
Energy CAP

Cost Avoidance Program

Cost Summary Graph

Grouped by Energy Type

Energy Type	Use	Units	Meter Cost	Special Charges	Total Cost	Avg Unit Cost	% of Total Cost
Site: MOREHEAD MIDDLE SCHO - MOREHEAD MIDDLE SCHO							
Electricity	86,767	KWH	\$9,094.25	\$0.00	\$9,094.25	0.1048	74.37%
Natural Gas	3,091	CCF	\$1,777.73	\$0.00	\$1,777.73	0.5751	14.54%
Water	620	CCF	\$874.60	\$0.00	\$874.60	1.4106	7.15%
Sewer	213	CCF	\$482.46	\$0.00	\$482.46	2.2651	3.95%
Total Cost:			\$12,229.04	\$0.00	\$12,229.04		



Filters: Cost Center Name Not Equal To DoNotReport; Billing Period Equal To 201103

elpaso

Energy CAP

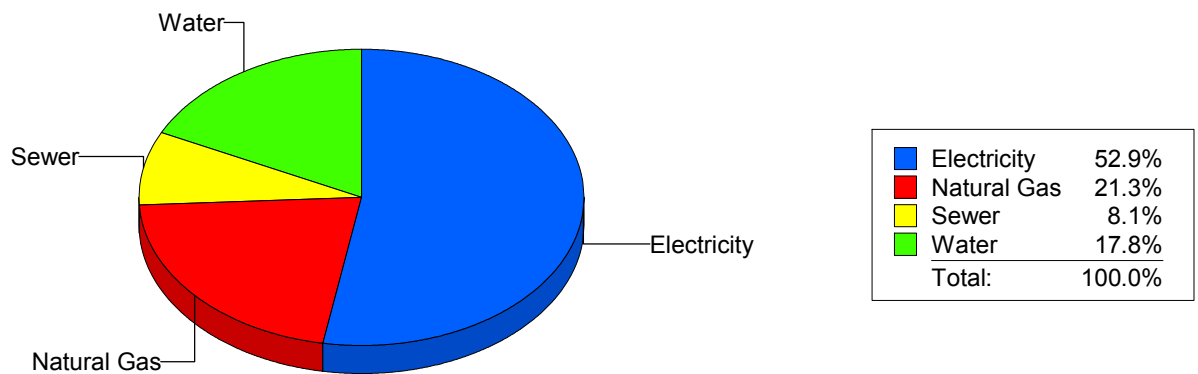
Cost Avoidance Program

Cost Summary Graph

Grouped by Energy Type

Energy Type	Use	Units	Meter Cost	Special Charges	Total Cost	Avg Unit Cost	% of Total Cost
Site: NEWMAN ELEMENTARY - NEWMAN ELEMENTARY							
Electricity	20,863	KWH	\$2,455.06	\$0.00	\$2,455.06	0.1177	52.89%
Natural Gas	1,600	CCF	\$986.64	\$0.00	\$986.64	0.6167	21.25%
Water	399	CCF	\$824.65	\$0.00	\$824.65	2.0668	17.76%
Sewer	208	CCF	\$375.88	\$0.00	\$375.88	1.8071	8.10%
Total Cost:			\$4,642.23	\$0.00	\$4,642.23		

For NEWMAN
ELEMENTARY



Filters: Cost Center Name Not Equal To DoNotReport; Billing Period Equal To 201103

elpaso

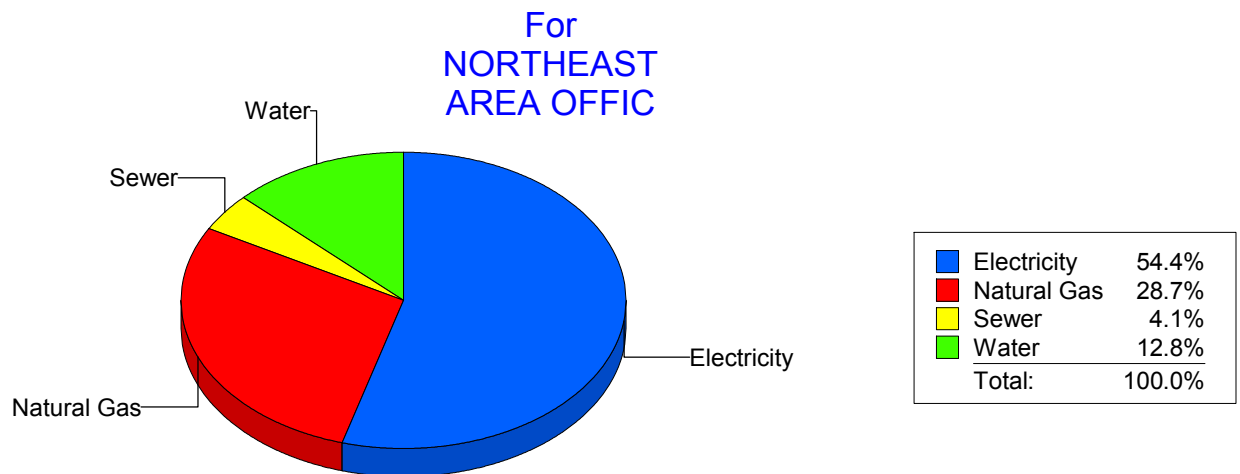
Energy CAP

Cost Avoidance Program

Cost Summary Graph

Grouped by Energy Type

Energy Type	Use	Units	Meter Cost	Special Charges	Total Cost	Avg Unit Cost	% of Total Cost
Site: NORTHEAST AREA OFFIC - NORTHEAST AREA OFFIC							
Electricity	8,840	KWH	\$760.37	\$0.00	\$760.37	0.0860	54.43%
Natural Gas	530	CCF	\$400.64	\$0.00	\$400.64	0.7559	28.68%
Water	40	CCF	\$178.95	\$0.00	\$178.95	4.4738	12.81%
Sewer	13	CCF	\$56.95	\$0.00	\$56.95	4.3808	4.08%
Total Cost:			\$1,396.91	\$0.00	\$1,396.91		



Filters: Cost Center Name Not Equal To DoNotReport; Billing Period Equal To 201103

elpaso

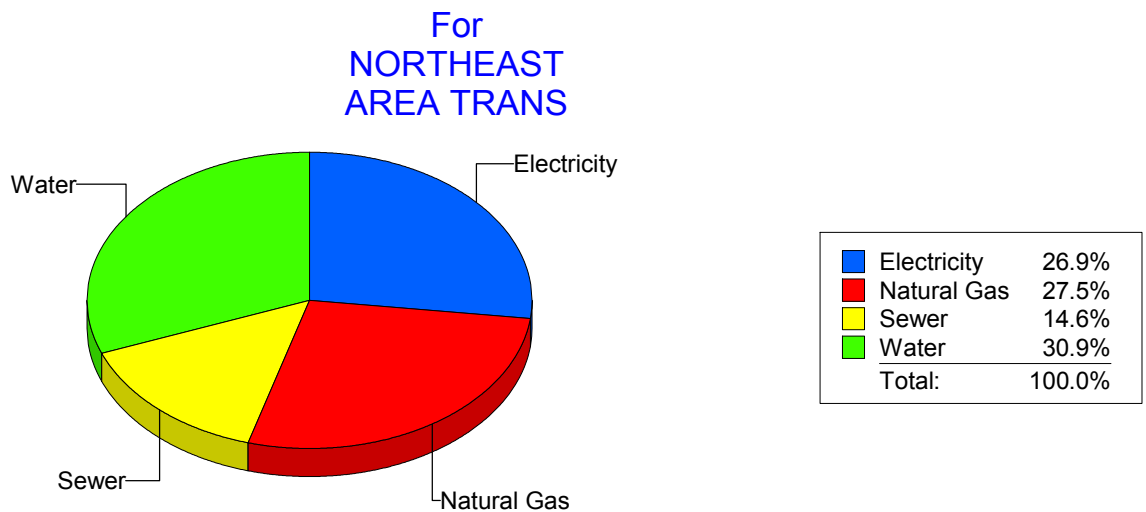
Energy CAP

Cost Avoidance Program

Cost Summary Graph

Grouped by Energy Type

Energy Type	Use	Units	Meter Cost	Special Charges	Total Cost	Avg Unit Cost	% of Total Cost
Site: NORTHEAST AREA TRANS - NORTHEAST AREA TRANS							
Electricity	5,233	KWH	\$478.42	\$0.00	\$478.42	0.0914	26.94%
Natural Gas	760	CCF	\$489.03	\$0.00	\$489.03	0.6435	27.54%
Water	129	CCF	\$549.40	\$0.00	\$549.40	4.2589	30.94%
Sewer	37	CCF	\$258.94	\$0.00	\$258.94	6.9984	14.58%
Total Cost:			\$1,775.79	\$0.00	\$1,775.79		



Filters: Cost Center Name Not Equal To DoNotReport; Billing Period Equal To 201103

el Paso

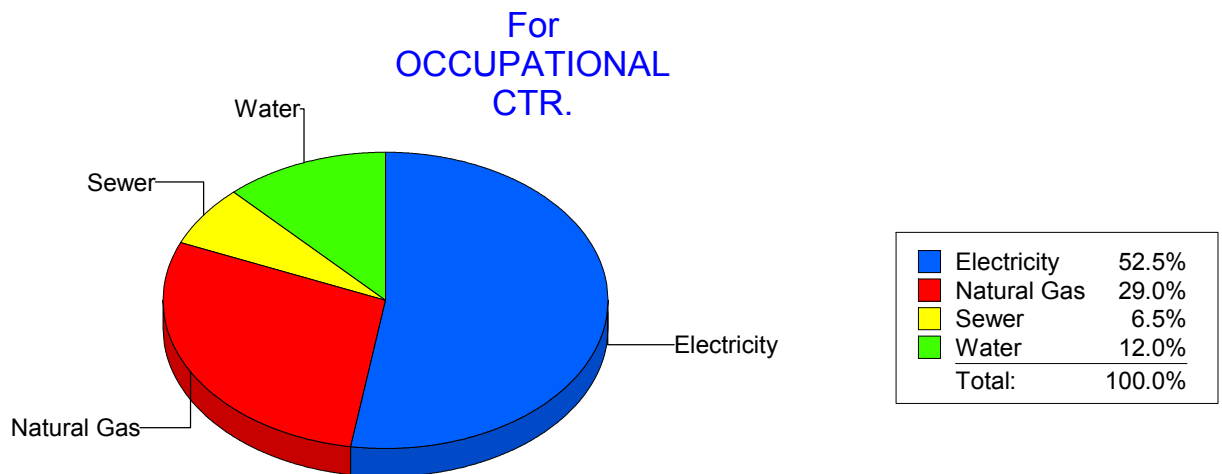
Energy CAP

Cost Avoidance Program

Cost Summary Graph

Grouped by Energy Type

Energy Type	Use	Units	Meter Cost	Special Charges	Total Cost	Avg Unit Cost	% of Total Cost
Site: OCCUPATIONAL CTR. - OCCUPATIONAL CTR.							
Electricity	5,900	KWH	\$591.69	\$0.00	\$591.69	0.1003	52.52%
Natural Gas	521	CCF	\$326.36	\$0.00	\$326.36	0.6264	28.97%
Water	32	CCF	\$134.88	\$0.00	\$134.88	4.2150	11.97%
Sewer	19	CCF	\$73.61	\$0.00	\$73.61	3.8742	6.53%
Total Cost:			\$1,126.54	\$0.00	\$1,126.54		



Filters: Cost Center Name Not Equal To DoNotReport; Billing Period Equal To 201103

elpaso

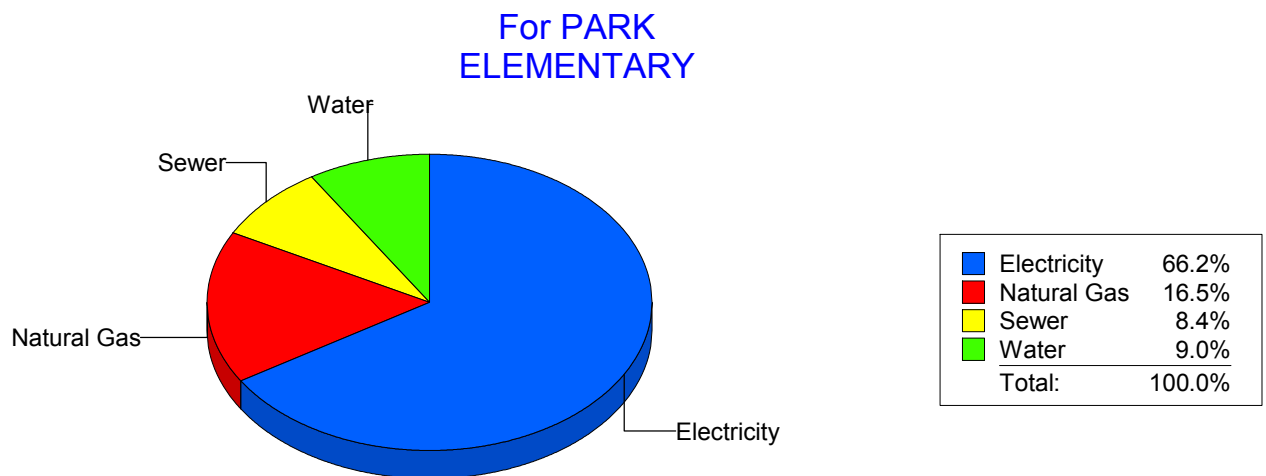
Energy CAP

Cost Avoidance Program

Cost Summary Graph

Grouped by Energy Type

Energy Type	Use	Units	Meter Cost	Special Charges	Total Cost	Avg Unit Cost	% of Total Cost
Site: PARK ELEMENTARY - PARK ELEMENTARY							
Electricity	23,601	KWH	\$3,390.44	\$0.00	\$3,390.44	0.1437	66.22%
Natural Gas	1,327	CCF	\$842.47	\$0.00	\$842.47	0.6349	16.45%
Water	201	CCF	\$459.02	\$0.00	\$459.02	2.2837	8.97%
Sewer	200	CCF	\$427.96	\$0.00	\$427.96	2.1398	8.36%
Total Cost:			\$5,119.89	\$0.00	\$5,119.89		



Filters: Cost Center Name Not Equal To DoNotReport; Billing Period Equal To 201103

elpaso

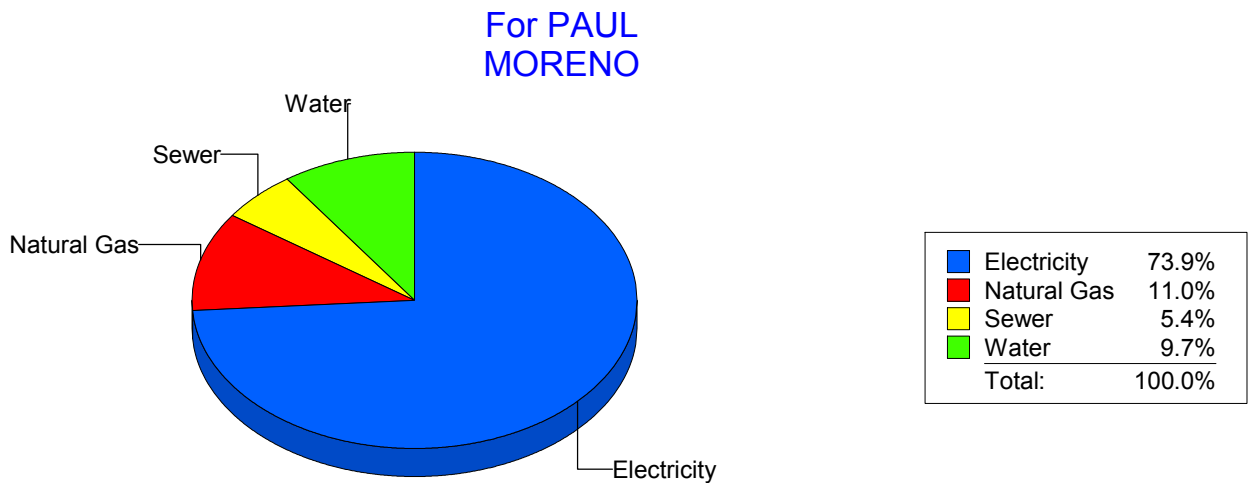
Energy CAP

Cost Avoidance Program

Cost Summary Graph

Grouped by Energy Type

Energy Type	Use	Units	Meter Cost	Special Charges	Total Cost	Avg Unit Cost	% of Total Cost
Site: PAUL MORENO - PAUL MORENO							
Electricity	54,000	KWH	\$5,995.63	\$0.00	\$5,995.63	0.1110	73.90%
Natural Gas	1,474	CCF	\$888.93	\$0.00	\$888.93	0.6031	10.96%
Water	219	CCF	\$790.44	\$0.00	\$790.44	3.6093	9.74%
Sewer	198	CCF	\$438.55	\$0.00	\$438.55	2.2149	5.41%
Total Cost:			\$8,113.55	\$0.00	\$8,113.55		



Filters: Cost Center Name Not Equal To DoNotReport; Billing Period Equal To 201103

elpaso

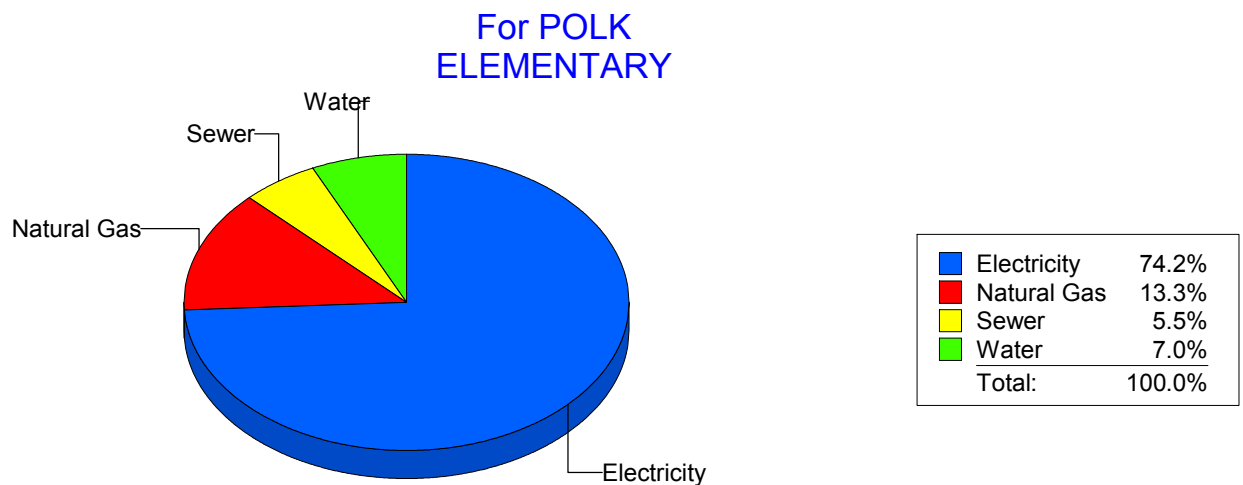
Energy CAP

Cost Avoidance Program

Cost Summary Graph

Grouped by Energy Type

Energy Type	Use	Units	Meter Cost	Special Charges	Total Cost	Avg Unit Cost	% of Total Cost
Site: POLK ELEMENTARY - POLK ELEMENTARY							
Electricity	29,690	KWH	\$3,803.85	\$0.00	\$3,803.85	0.1281	74.21%
Natural Gas	1,087	CCF	\$679.59	\$0.00	\$679.59	0.6252	13.26%
Water	161	CCF	\$358.64	\$0.00	\$358.64	2.2276	7.00%
Sewer	115	CCF	\$283.66	\$0.00	\$283.66	2.4666	5.53%
Total Cost:			\$5,125.74	\$0.00	\$5,125.74		



Filters: Cost Center Name Not Equal To DoNotReport; Billing Period Equal To 201103

elpaso

Energy CAP

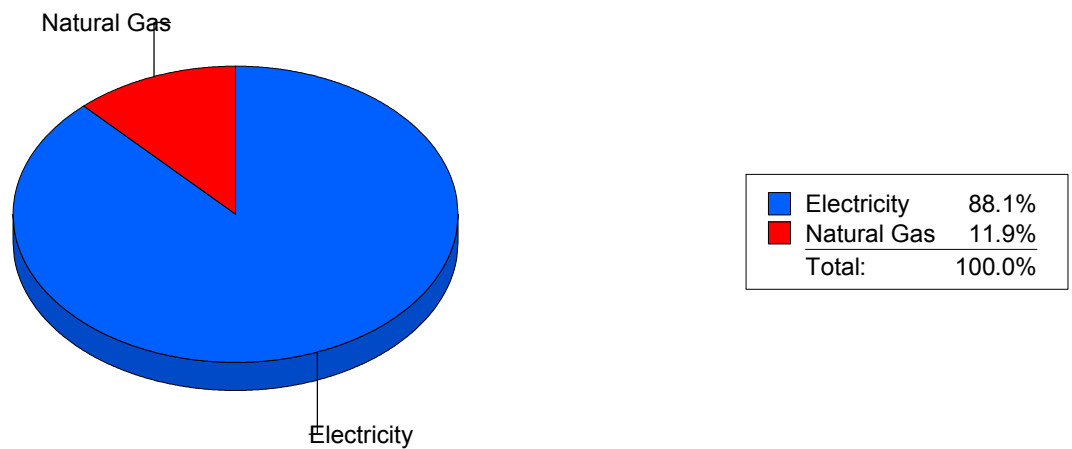
Cost Avoidance Program

Cost Summary Graph

Grouped by Energy Type

Energy Type	Use	Units	Meter Cost	Special Charges	Total Cost	Avg Unit Cost	% of Total Cost
Site: POWELL - POWELL							
Electricity	45,120	KWH	\$4,937.60	\$0.00	\$4,937.60	0.1094	88.05%
Natural Gas	1,129	CCF	\$669.94	\$0.00	\$669.94	0.5934	11.95%
Total Cost:			\$5,607.54	\$0.00	\$5,607.54		

For POWELL



Filters: Cost Center Name Not Equal To DoNotReport; Billing Period Equal To 201103

elpaso

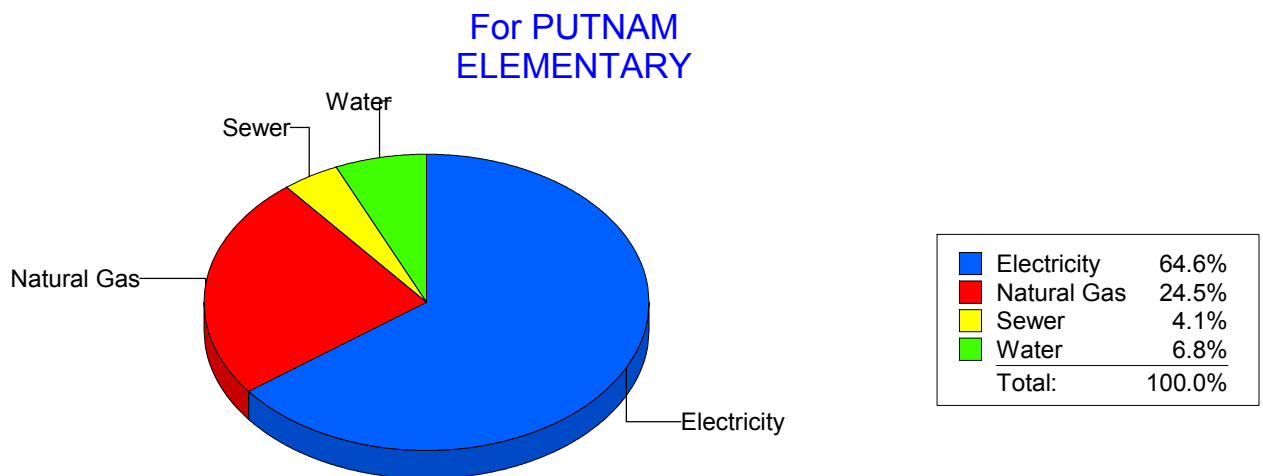
Energy CAP

Cost Avoidance Program

Cost Summary Graph

Grouped by Energy Type

Energy Type	Use	Units	Meter Cost	Special Charges	Total Cost	Avg Unit Cost	% of Total Cost
Site: PUTNAM ELEMENTARY - PUTNAM ELEMENTARY							
Electricity	27,890	KWH	\$3,648.55	\$0.00	\$3,648.55	0.1308	64.60%
Natural Gas	2,345	CCF	\$1,383.29	\$0.00	\$1,383.29	0.5899	24.49%
Water	182	CCF	\$383.04	\$0.00	\$383.04	2.1046	6.78%
Sewer	126	CCF	\$232.74	\$0.00	\$232.74	1.8471	4.12%
Total Cost:			\$5,647.62	\$0.00	\$5,647.62		



Filters: Cost Center Name Not Equal To DoNotReport; Billing Period Equal To 201103

elpaso

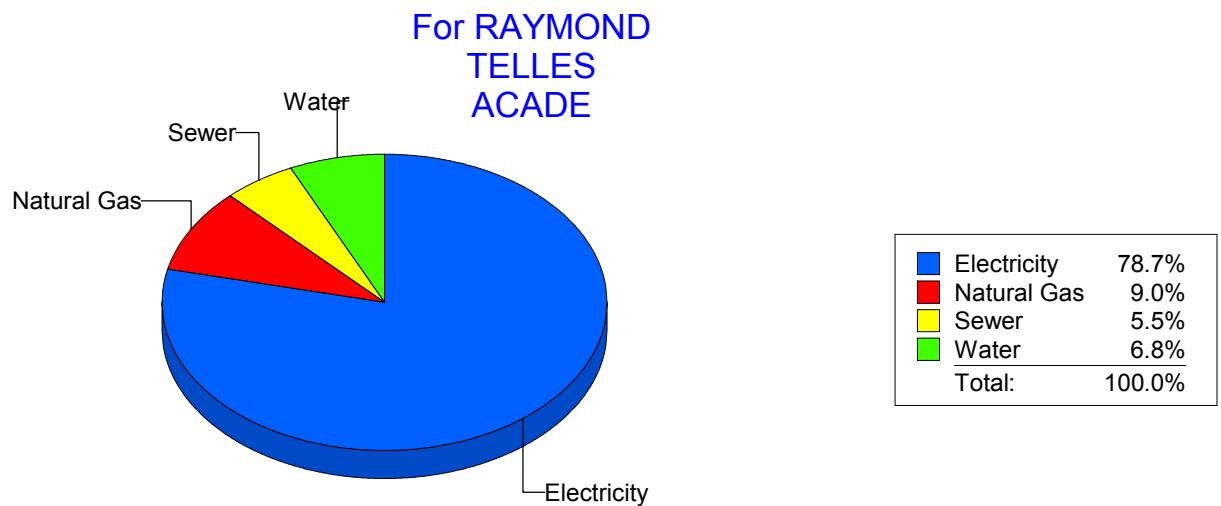
Energy CAP

Cost Avoidance Program

Cost Summary Graph

Grouped by Energy Type

Energy Type	Use	Units	Meter Cost	Special Charges	Total Cost	Avg Unit Cost	% of Total Cost
Site: RAYMOND TELLES ACADE - RAYMOND TELLES ACADE							
Electricity	32,600	KWH	\$3,399.98	\$0.00	\$3,399.98	0.1043	78.70%
Natural Gas	631	CCF	\$388.52	\$0.00	\$388.52	0.6157	8.99%
Water	102	CCF	\$294.92	\$0.00	\$294.92	2.8914	6.83%
Sewer	78	CCF	\$236.67	\$0.00	\$236.67	3.0342	5.48%
Total Cost:			\$4,320.09	\$0.00	\$4,320.09		



Filters: Cost Center Name Not Equal To DoNotReport; Billing Period Equal To 201103

elpaso

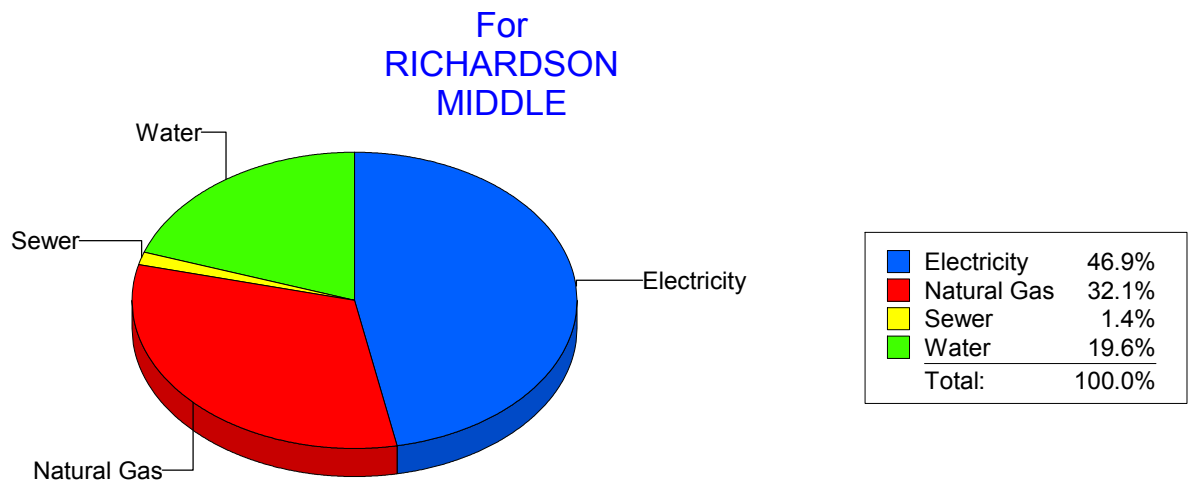
Energy CAP

Cost Avoidance Program

Cost Summary Graph

Grouped by Energy Type

Energy Type	Use	Units	Meter Cost	Special Charges	Total Cost	Avg Unit Cost	% of Total Cost
Site: RICHARDSON MIDDLE - RICHARDSON MIDDLE							
Electricity	91,500	KWH	\$9,207.25	\$0.00	\$9,207.25	0.1006	46.90%
Natural Gas	11,238	CCF	\$6,298.44	\$0.00	\$6,298.44	0.5605	32.08%
Water	855	CCF	\$3,852.55	\$0.00	\$3,852.55	4.5059	19.62%
Sewer	108	CCF	\$274.77	\$0.00	\$274.77	2.5442	1.40%
Total Cost:			\$19,633.01	\$0.00	\$19,633.01		



Filters: Cost Center Name Not Equal To DoNotReport; Billing Period Equal To 201103

elpaso

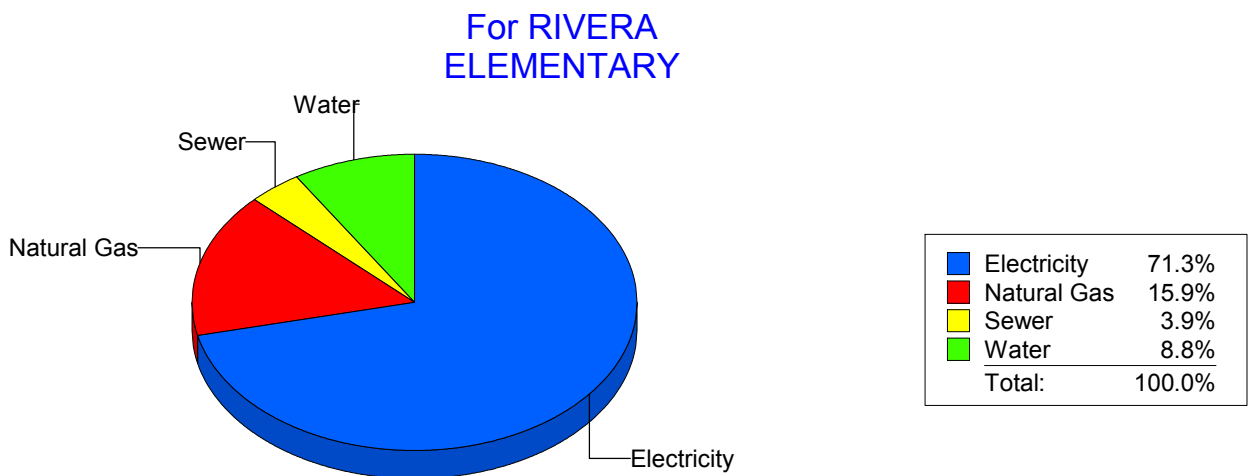
Energy CAP

Cost Avoidance Program

Cost Summary Graph

Grouped by Energy Type

Energy Type	Use	Units	Meter Cost	Special Charges	Total Cost	Avg Unit Cost	% of Total Cost
Site: RIVERA ELEMENTARY - RIVERA ELEMENTARY							
Electricity	48,900	KWH	\$5,540.13	\$0.00	\$5,540.13	0.1133	71.31%
Natural Gas	2,082	CCF	\$1,237.54	\$0.00	\$1,237.54	0.5944	15.93%
Water	263	CCF	\$686.17	\$0.00	\$686.17	2.6090	8.83%
Sewer	132	CCF	\$305.25	\$0.00	\$305.25	2.3125	3.93%
Total Cost:			\$7,769.09	\$0.00	\$7,769.09		



Filters: Cost Center Name Not Equal To DoNotReport; Billing Period Equal To 201103

elpaso

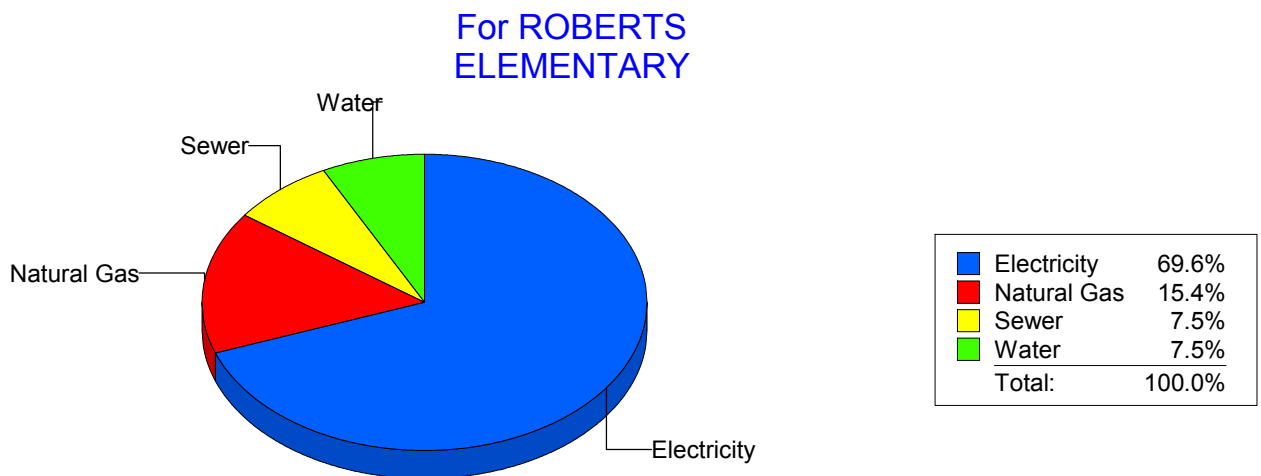
Energy CAP

Cost Avoidance Program

Cost Summary Graph

Grouped by Energy Type

Energy Type	Use	Units	Meter Cost	Special Charges	Total Cost	Avg Unit Cost	% of Total Cost
Site: ROBERTS ELEMENTARY - ROBERTS ELEMENTARY							
Electricity	35,160	KWH	\$3,603.82	\$0.00	\$3,603.82	0.1025	69.57%
Natural Gas	1,312	CCF	\$799.43	\$0.00	\$799.43	0.6093	15.43%
Water	163	CCF	\$388.79	\$0.00	\$388.79	2.3852	7.51%
Sewer	189	CCF	\$387.75	\$0.00	\$387.75	2.0516	7.49%
Total Cost:			\$5,179.79	\$0.00	\$5,179.79		



Filters: Cost Center Name Not Equal To DoNotReport; Billing Period Equal To 201103

elpaso

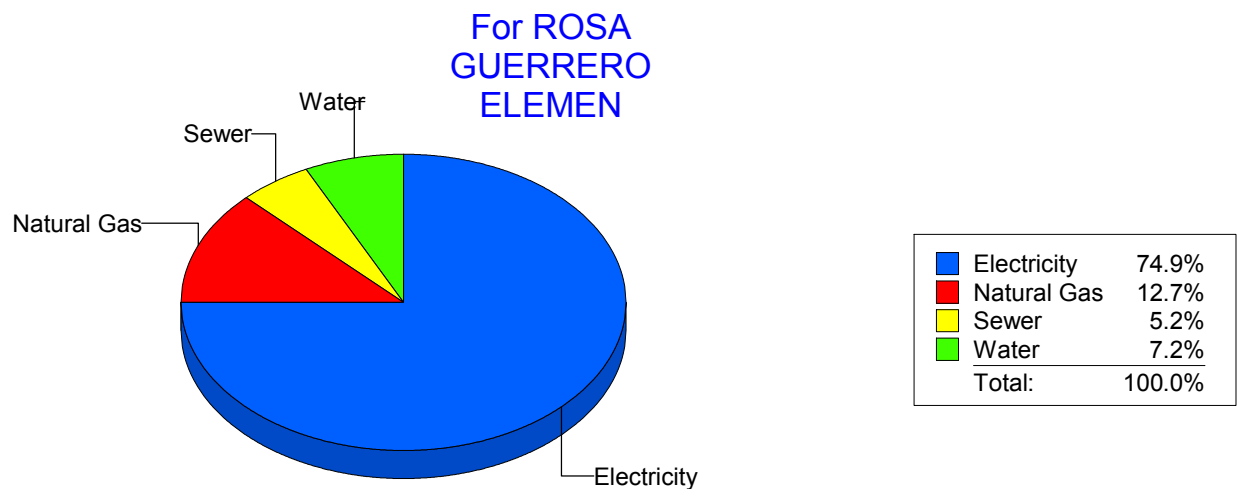
Energy CAP

Cost Avoidance Program

Cost Summary Graph

Grouped by Energy Type

Energy Type	Use	Units	Meter Cost	Special Charges	Total Cost	Avg Unit Cost	% of Total Cost
Site: ROSA GUERRERO ELEMEN - ROSA GUERRERO ELEMEN							
Electricity	37,980	KWH	\$4,777.07	\$0.00	\$4,777.07	0.1258	74.93%
Natural Gas	1,333	CCF	\$810.00	\$0.00	\$810.00	0.6077	12.71%
Water	235	CCF	\$456.29	\$0.00	\$456.29	1.9417	7.16%
Sewer	104	CCF	\$331.93	\$0.00	\$331.93	3.1916	5.21%
Total Cost:			\$6,375.29	\$0.00	\$6,375.29		



Filters: Cost Center Name Not Equal To DoNotReport; Billing Period Equal To 201103

elpaso

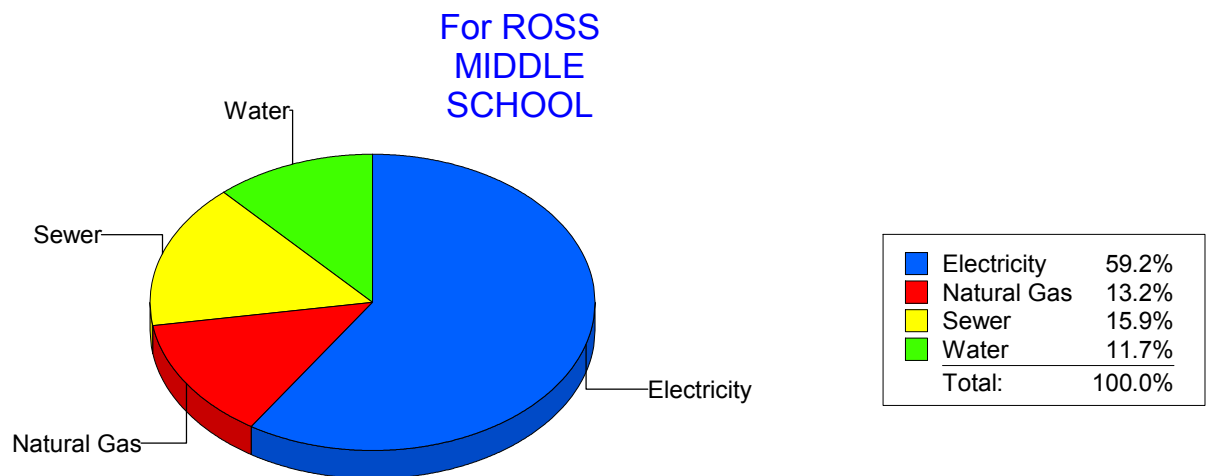
Energy CAP

Cost Avoidance Program

Cost Summary Graph

Grouped by Energy Type

Energy Type	Use	Units	Meter Cost	Special Charges	Total Cost	Avg Unit Cost	% of Total Cost
Site: ROSS MIDDLE SCHOOL - ROSS MIDDLE SCHOOL							
Electricity	40,445	KWH	\$4,898.39	\$0.00	\$4,898.39	0.1211	59.21%
Natural Gas	1,870	CCF	\$1,088.68	\$0.00	\$1,088.68	0.5822	13.16%
Water	582	CCF	\$969.09	\$0.00	\$969.09	1.6651	11.71%
Sewer	928	CCF	\$1,316.17	\$0.00	\$1,316.17	1.4183	15.91%
Total Cost:			\$8,272.33	\$0.00	\$8,272.33		



Filters: Cost Center Name Not Equal To DoNotReport; Billing Period Equal To 201103

elpaso

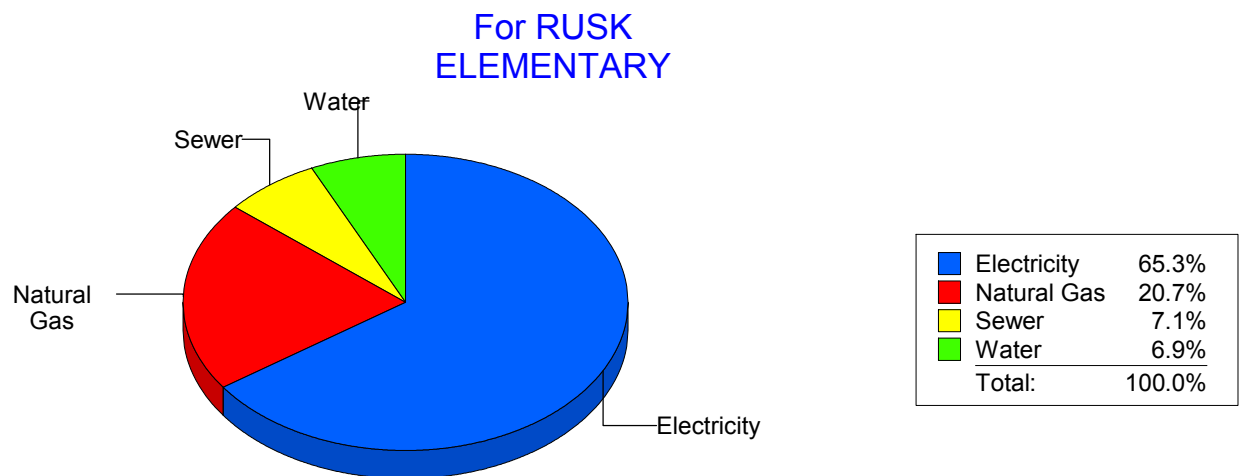
Energy CAP

Cost Avoidance Program

Cost Summary Graph

Grouped by Energy Type

Energy Type	Use	Units	Meter Cost	Special Charges	Total Cost	Avg Unit Cost	% of Total Cost
Site: RUSK ELEMENTARY - RUSK ELEMENTARY							
Electricity	21,916	KWH	\$2,683.67	\$0.00	\$2,683.67	0.1225	65.29%
Natural Gas	1,355	CCF	\$850.86	\$0.00	\$850.86	0.6279	20.70%
Water	102	CCF	\$283.86	\$0.00	\$283.86	2.7829	6.91%
Sewer	124	CCF	\$292.07	\$0.00	\$292.07	2.3554	7.11%
Total Cost:			\$4,110.46	\$0.00	\$4,110.46		



Filters: Cost Center Name Not Equal To DoNotReport; Billing Period Equal To 201103

elpaso

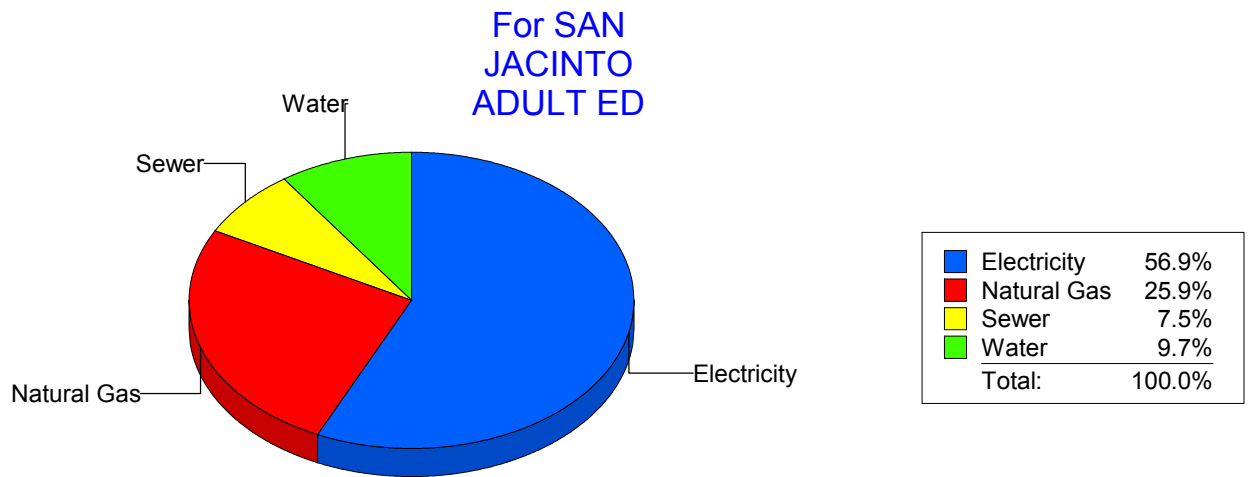
Energy CAP

Cost Avoidance Program

Cost Summary Graph

Grouped by Energy Type

Energy Type	Use	Units	Meter Cost	Special Charges	Total Cost	Avg Unit Cost	% of Total Cost
Site: SAN JACINTO ADULT ED - SAN JACINTO ADULT ED							
Electricity	6,500	KWH	\$820.25	\$0.00	\$820.25	0.1262	56.95%
Natural Gas	603	CCF	\$372.64	\$0.00	\$372.64	0.6180	25.87%
Water	53	CCF	\$139.48	\$0.00	\$139.48	2.6317	9.68%
Sewer	36	CCF	\$107.96	\$0.00	\$107.96	2.9989	7.50%
Total Cost:			\$1,440.33	\$0.00	\$1,440.33		



Filters: Cost Center Name Not Equal To DoNotReport; Billing Period Equal To 201103

elpaso

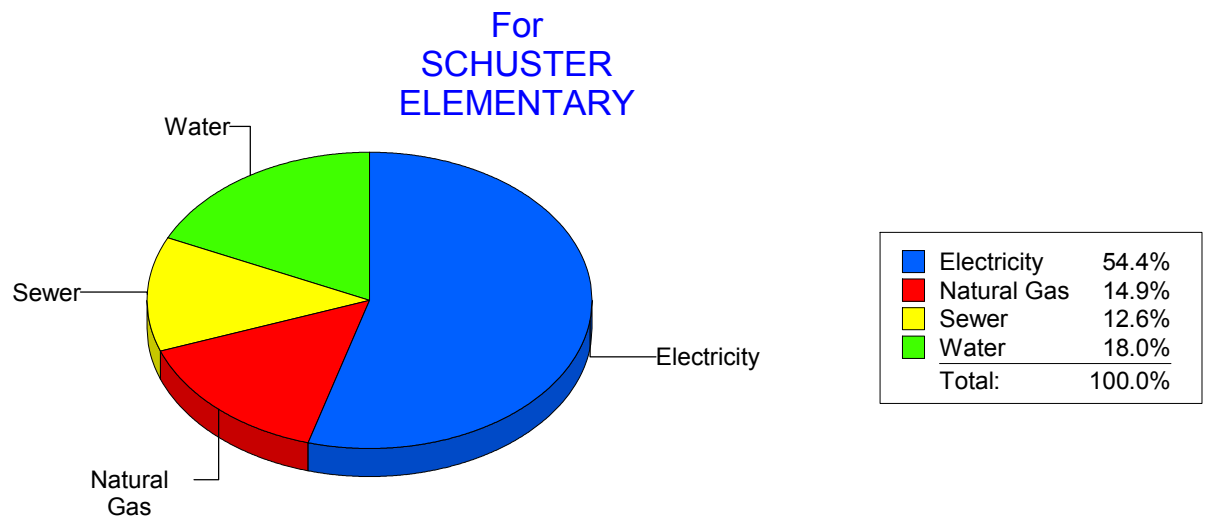
Energy CAP

Cost Avoidance Program

Cost Summary Graph

Grouped by Energy Type

Energy Type	Use	Units	Meter Cost	Special Charges	Total Cost	Avg Unit Cost	% of Total Cost
Site: SCHUSTER ELEMENTARY - SCHUSTER ELEMENTARY							
Electricity	16,240	KWH	\$1,699.36	\$0.00	\$1,699.36	0.1046	54.40%
Natural Gas	769	CCF	\$466.50	\$0.00	\$466.50	0.6066	14.93%
Water	345	CCF	\$562.88	\$0.00	\$562.88	1.6315	18.02%
Sewer	262	CCF	\$394.98	\$0.00	\$394.98	1.5076	12.64%
Total Cost:			\$3,123.72	\$0.00	\$3,123.72		



Filters: Cost Center Name Not Equal To DoNotReport; Billing Period Equal To 201103

elpaso

Energy CAP

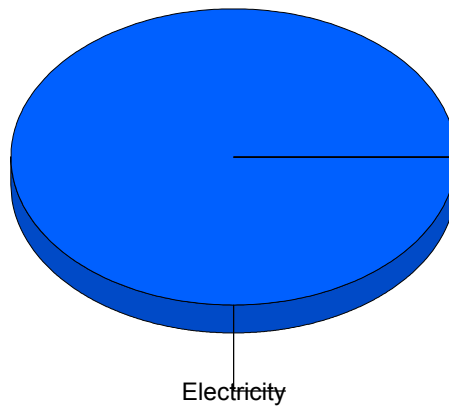
Cost Avoidance Program

Cost Summary Graph

Grouped by Energy Type

Energy Type	Use	Units	Meter Cost	Special Charges	Total Cost	Avg Unit Cost	% of Total Cost
Site: SKYPARK - SKY PARK							
Electricity	1,671	KWH	\$237.50	\$0.00	\$237.50	0.1421	100.00%
Total Cost:			\$237.50	\$0.00	\$237.50		

For SKY PARK



■ Electricity	100.0%
Total:	100.0%

Filters: Cost Center Name Not Equal To DoNotReport; Billing Period Equal To 201103

elpaso

Energy CAP

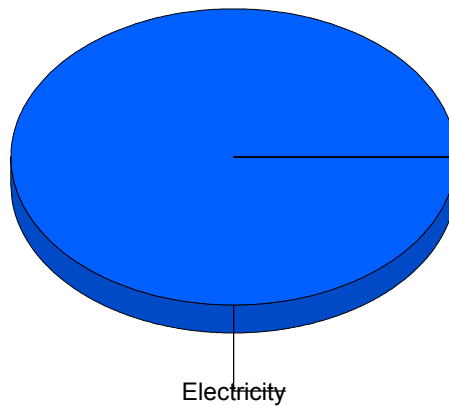
Cost Avoidance Program

Cost Summary Graph

Grouped by Energy Type

Energy Type	Use	Units	Meter Cost	Special Charges	Total Cost	Avg Unit Cost	% of Total Cost
Site: SKYPARKIB1 - SKY PARK I B1							
Electricity		1,077 KWH	\$156.72	\$0.00	\$156.72	0.1455	100.00%
Total Cost:			\$156.72	\$0.00	\$156.72		

For SKY PARK
I B1



■ Electricity	100.0%
Total:	100.0%

Filters: Cost Center Name Not Equal To DoNotReport; Billing Period Equal To 201103

elpaso

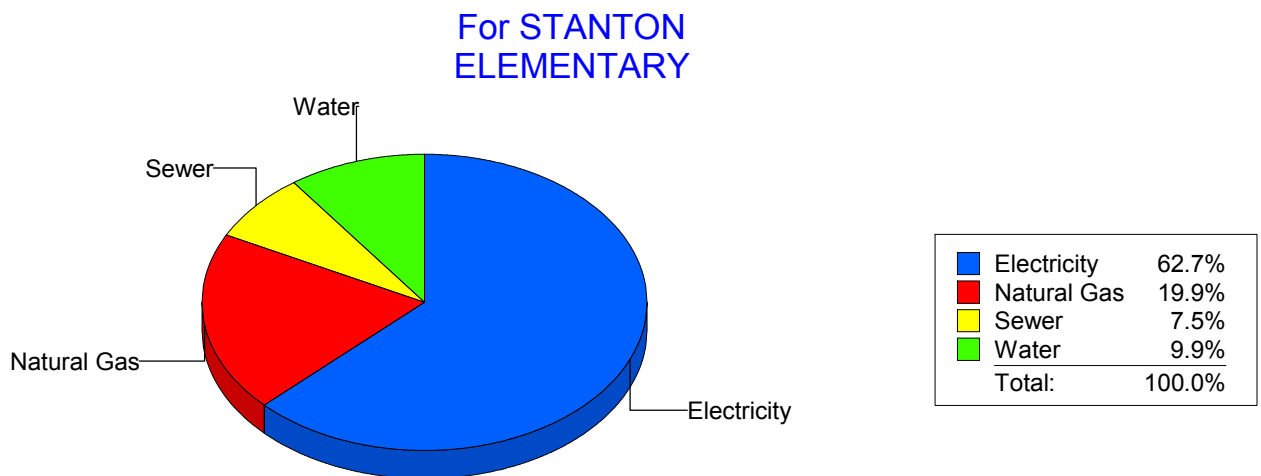
Energy CAP

Cost Avoidance Program

Cost Summary Graph

Grouped by Energy Type

Energy Type	Use	Units	Meter Cost	Special Charges	Total Cost	Avg Unit Cost	% of Total Cost
Site: STANTON ELEMENTARY - STANTON ELEMENTARY							
Electricity	24,396	KWH	\$3,204.27	\$0.00	\$3,204.27	0.1313	62.68%
Natural Gas	1,693	CCF	\$1,016.70	\$0.00	\$1,016.70	0.6005	19.89%
Water	278	CCF	\$508.04	\$0.00	\$508.04	1.8275	9.94%
Sewer	214	CCF	\$383.50	\$0.00	\$383.50	1.7921	7.50%
Total Cost:			\$5,112.51	\$0.00	\$5,112.51		



Filters: Cost Center Name Not Equal To DoNotReport; Billing Period Equal To 201103

elpaso

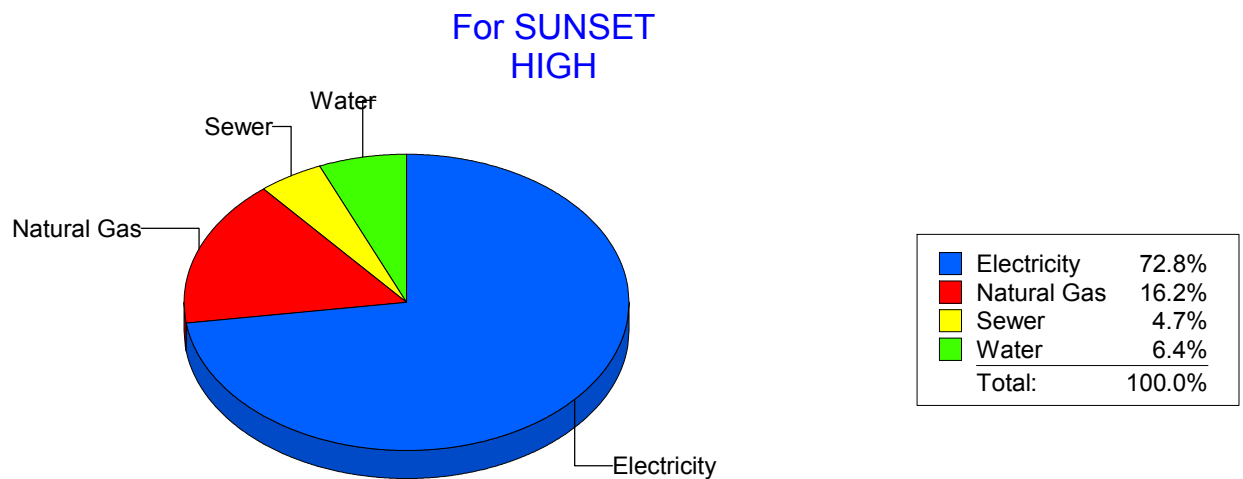
Energy CAP

Cost Avoidance Program

Cost Summary Graph

Grouped by Energy Type

Energy Type	Use	Units	Meter Cost	Special Charges	Total Cost	Avg Unit Cost	% of Total Cost
Site: SUNSET HIGH - SUNSET HIGH							
Electricity	10,520	KWH	\$1,061.75	\$0.00	\$1,061.75	0.1009	72.78%
Natural Gas	366	CCF	\$235.77	\$0.00	\$235.77	0.6442	16.16%
Water	14	CCF	\$92.68	\$0.00	\$92.68	6.6200	6.35%
Sewer	5	CCF	\$68.59	\$0.00	\$68.59	13.7180	4.70%
Total Cost:			\$1,458.79	\$0.00	\$1,458.79		



Filters: Cost Center Name Not Equal To DoNotReport; Billing Period Equal To 201103

elpaso

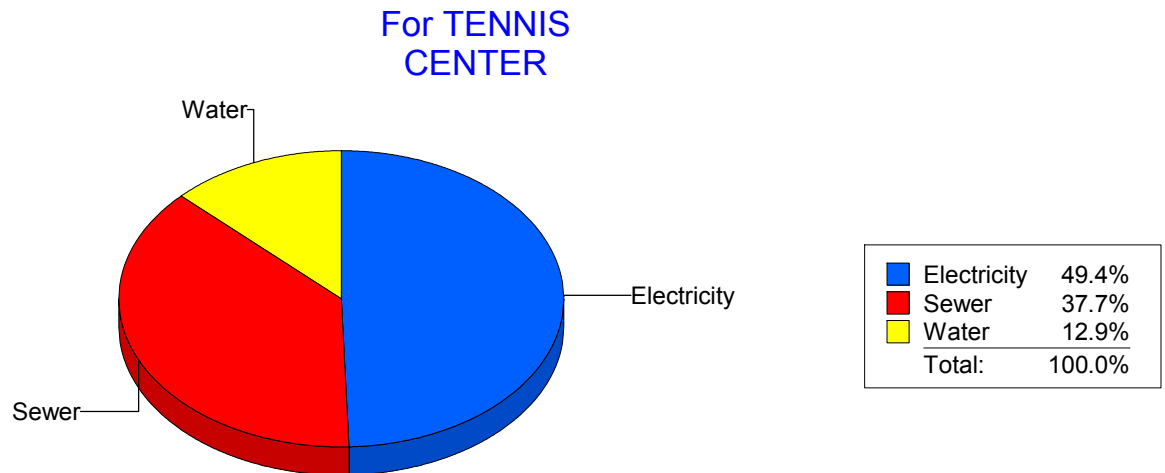
Energy CAP

Cost Avoidance Program

Cost Summary Graph

Grouped by Energy Type

Energy Type	Use	Units	Meter Cost	Special Charges	Total Cost	Avg Unit Cost	% of Total Cost
Site: TENNISCENTER - TENNIS CENTER							
Electricity		806 KWH	\$251.46	\$0.00	\$251.46	0.3120	49.43%
Water		2 CCF	\$65.53	\$0.00	\$65.53	32.7650	12.88%
Sewer		102 CCF	\$191.78	\$0.00	\$191.78	1.8802	37.69%
Total Cost:			\$508.77	\$0.00	\$508.77		



Filters: Cost Center Name Not Equal To DoNotReport; Billing Period Equal To 201103

elpaso

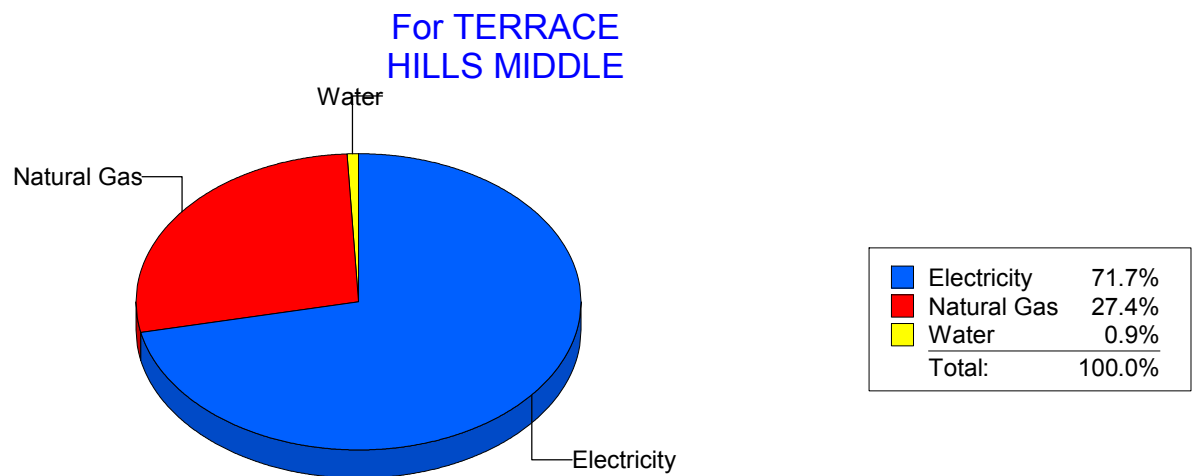
Energy CAP

Cost Avoidance Program

Cost Summary Graph

Grouped by Energy Type

Energy Type	Use	Units	Meter Cost	Special Charges	Total Cost	Avg Unit Cost	% of Total Cost
Site: TERRACE HILLS MIDDLE - TERRACE HILLS MIDDLE							
Electricity	29,100	KWH	\$2,886.41	\$0.00	\$2,886.41	0.0992	71.68%
Natural Gas	1,841	CCF	\$1,104.28	\$0.00	\$1,104.28	0.5998	27.42%
Water	0	CCF	\$36.36	\$0.00	\$36.36	0.0000	0.90%
Total Cost:			\$4,027.05	\$0.00	\$4,027.05		



Filters: Cost Center Name Not Equal To DoNotReport; Billing Period Equal To 201103

elpaso

Energy CAP

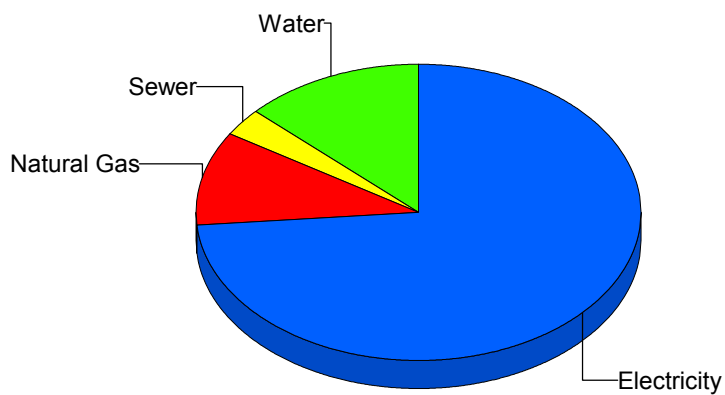
Cost Avoidance Program

Cost Summary Graph

Grouped by Energy Type

Energy Type	Use	Units	Meter Cost	Special Charges	Total Cost	Avg Unit Cost	% of Total Cost
Site: TIPPIN - TIPPIN ELEMENTARY							
Electricity	50,520	KWH	\$5,541.72	\$0.00	\$5,541.72	0.1097	73.71%
Natural Gas	1,294	CCF	\$763.18	\$0.00	\$763.18	0.5898	10.15%
Water	225	CCF	\$972.09	\$0.00	\$972.09	4.3204	12.93%
Sewer	82	CCF	\$241.75	\$0.00	\$241.75	2.9482	3.22%
Total Cost:			\$7,518.74	\$0.00	\$7,518.74		

For TIPPIN
ELEMENTARY



Electricity	73.7%
Natural Gas	10.2%
Sewer	3.2%
Water	12.9%
Total:	100.0%

Filters: Cost Center Name Not Equal To DoNotReport; Billing Period Equal To 201103

elpaso

Energy CAP

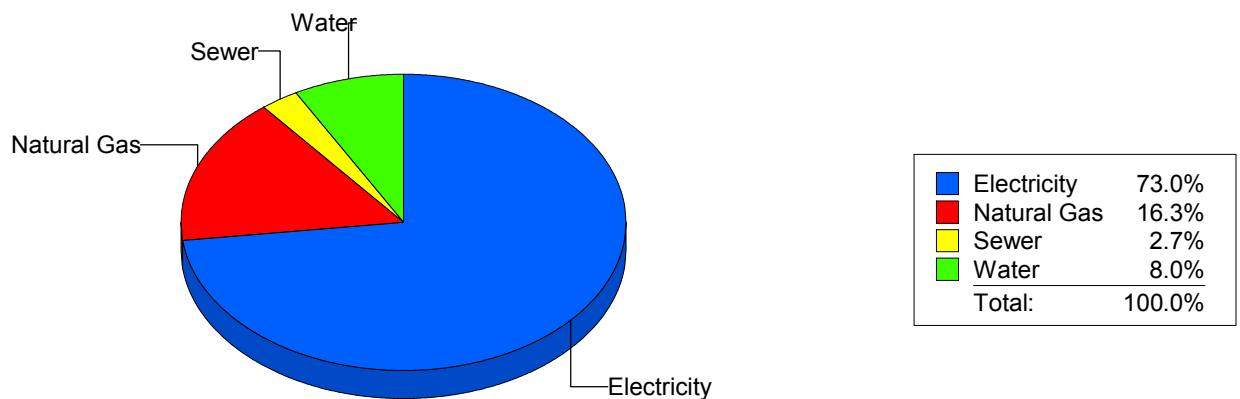
Cost Avoidance Program

Cost Summary Graph

Grouped by Energy Type

Energy Type	Use	Units	Meter Cost	Special Charges	Total Cost	Avg Unit Cost	% of Total Cost
Site: TOMLEA - TOM LEA							
Electricity	50,640	KWH	\$5,796.53	\$0.00	\$5,796.53	0.1145	73.01%
Natural Gas	2,229	CCF	\$1,291.55	\$0.00	\$1,291.55	0.5794	16.27%
Water	179	CCF	\$634.95	\$0.00	\$634.95	3.5472	8.00%
Sewer	62	CCF	\$216.35	\$0.00	\$216.35	3.4895	2.73%
Total Cost:			\$7,939.38	\$0.00	\$7,939.38		

For TOM LEA



Filters: Cost Center Name Not Equal To DoNotReport; Billing Period Equal To 201103

elpaso

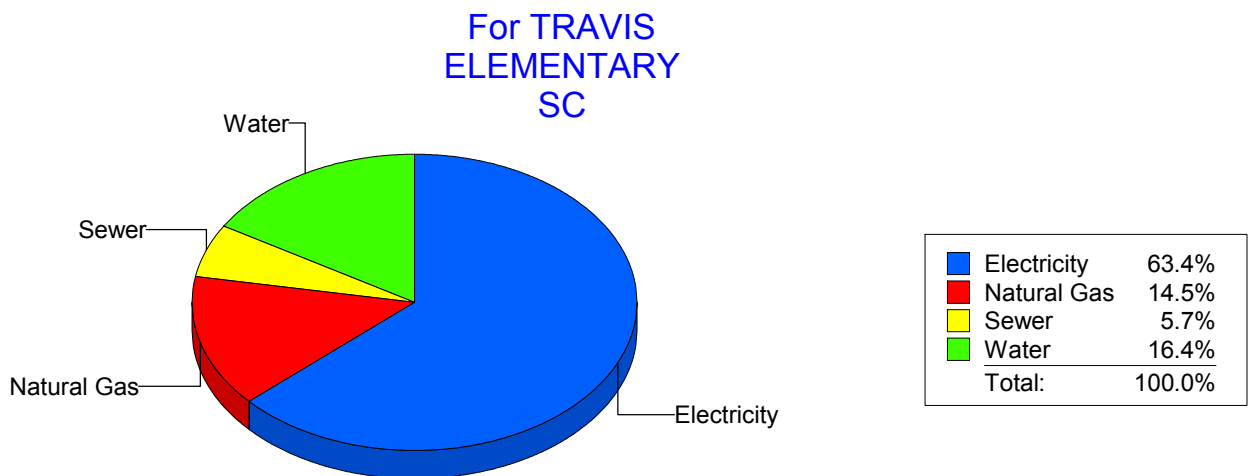
Energy CAP

Cost Avoidance Program

Cost Summary Graph

Grouped by Energy Type

Energy Type	Use	Units	Meter Cost	Special Charges	Total Cost	Avg Unit Cost	% of Total Cost
Site: TRAVIS ELEMENTARY SC - TRAVIS ELEMENTARY SC							
Electricity	22,756	KWH	\$2,625.01	\$0.00	\$2,625.01	0.1154	63.39%
Natural Gas	957	CCF	\$600.26	\$0.00	\$600.26	0.6272	14.50%
Water	195	CCF	\$678.02	\$0.00	\$678.02	3.4770	16.37%
Sewer	99	CCF	\$237.45	\$0.00	\$237.45	2.3985	5.73%
Total Cost:			\$4,140.74	\$0.00	\$4,140.74		



Filters: Cost Center Name Not Equal To DoNotReport; Billing Period Equal To 201103

elpaso

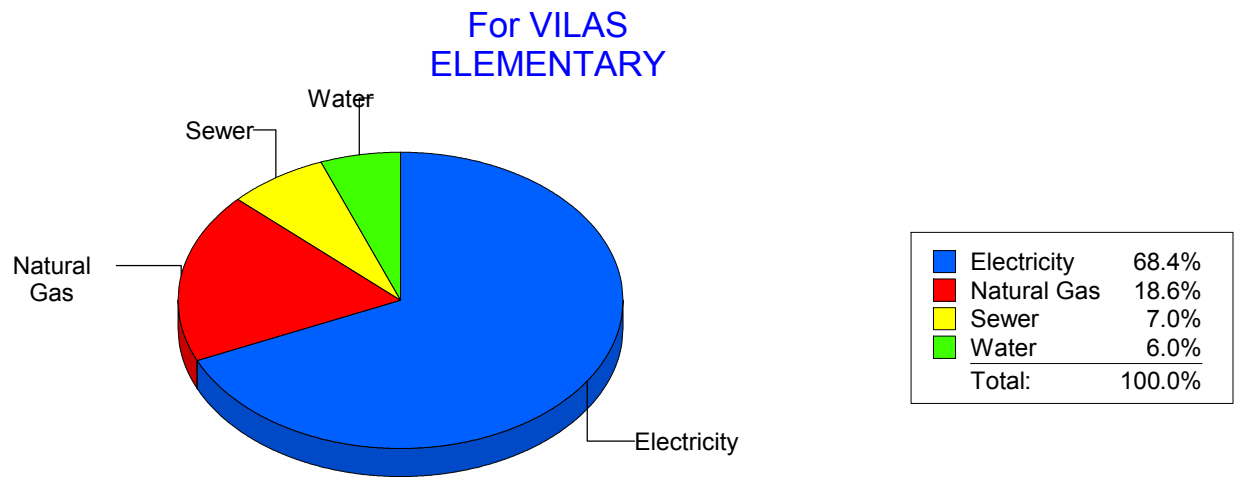
Energy CAP

Cost Avoidance Program

Cost Summary Graph

Grouped by Energy Type

Energy Type	Use	Units	Meter Cost	Special Charges	Total Cost	Avg Unit Cost	% of Total Cost
Site: VILAS ELEMENTARY - VILAS ELEMENTARY							
Electricity	34,080	KWH	\$4,356.85	\$0.00	\$4,356.85	0.1278	68.41%
Natural Gas	1,884	CCF	\$1,185.08	\$0.00	\$1,185.08	0.6290	18.61%
Water	82	CCF	\$380.12	\$0.00	\$380.12	4.6356	5.97%
Sewer	148	CCF	\$447.03	\$0.00	\$447.03	3.0205	7.02%
Total Cost:			\$6,369.08	\$0.00	\$6,369.08		



Filters: Cost Center Name Not Equal To DoNotReport; Billing Period Equal To 201103

elpaso

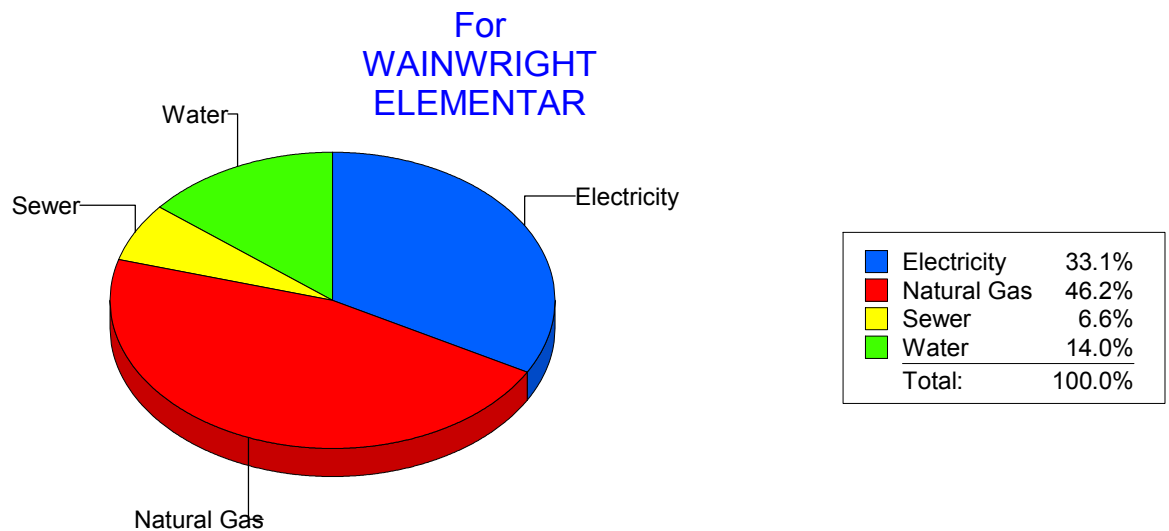
Energy CAP

Cost Avoidance Program

Cost Summary Graph

Grouped by Energy Type

Energy Type	Use	Units	Meter Cost	Special Charges	Total Cost	Avg Unit Cost	% of Total Cost
Site: WAINWRIGHT ELEMENTAR - WAINWRIGHT ELEMENTAR							
Electricity	8,771	KWH	\$928.79	\$0.00	\$928.79	0.1059	33.07%
Natural Gas	2,139	CCF	\$1,298.52	\$0.00	\$1,298.52	0.6071	46.24%
Water	110	CCF	\$394.52	\$0.00	\$394.52	3.5865	14.05%
Sewer	41	CCF	\$186.66	\$0.00	\$186.66	4.5527	6.65%
Total Cost:			\$2,808.49	\$0.00	\$2,808.49		



Filters: Cost Center Name Not Equal To DoNotReport; Billing Period Equal To 201103

elpaso

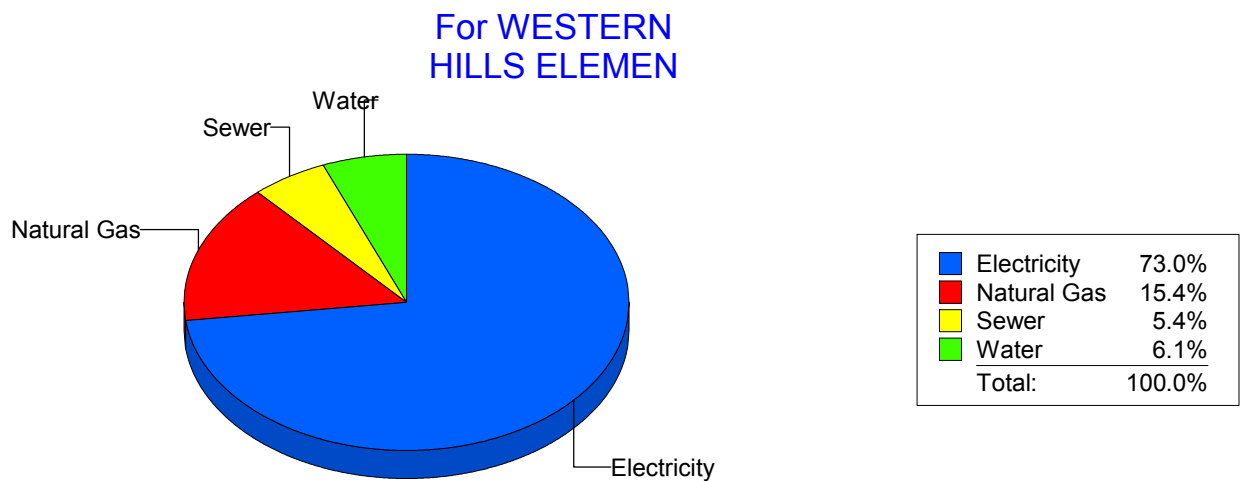
Energy CAP

Cost Avoidance Program

Cost Summary Graph

Grouped by Energy Type

Energy Type	Use	Units	Meter Cost	Special Charges	Total Cost	Avg Unit Cost	% of Total Cost
Site: WESTERN HILLS ELEMEN - WESTERN HILLS ELEMEN							
Electricity	41,160	KWH	\$4,868.23	\$0.00	\$4,868.23	0.1183	73.03%
Natural Gas	1,763	CCF	\$1,028.22	\$0.00	\$1,028.22	0.5832	15.42%
Water	93	CCF	\$406.69	\$0.00	\$406.69	4.3730	6.10%
Sewer	70	CCF	\$363.09	\$0.00	\$363.09	5.1870	5.45%
Total Cost:			\$6,666.23	\$0.00	\$6,666.23		



Filters: Cost Center Name Not Equal To DoNotReport; Billing Period Equal To 201103

el Paso

Energy CAP

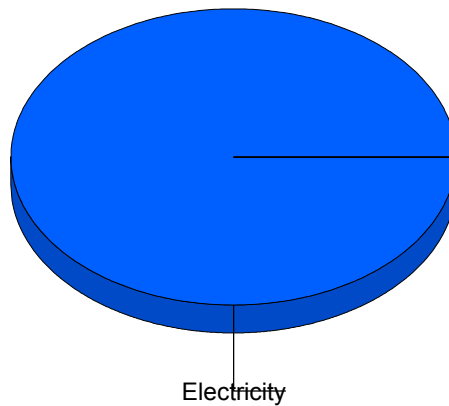
Cost Avoidance Program

Cost Summary Graph

Grouped by Energy Type

Energy Type	Use	Units	Meter Cost	Special Charges	Total Cost	Avg Unit Cost	% of Total Cost
Site: WESTSIDE TRANSPORTAT - WESTSIDE TRANSPORTAT							
Electricity		1,961 KWH	\$242.01	\$0.00	\$242.01	0.1234	100.00%
Total Cost:			\$242.01	\$0.00	\$242.01		

For WESTSIDE
TRANSPORTAT



■ Electricity	100.0%
Total:	100.0%

Filters: Cost Center Name Not Equal To DoNotReport; Billing Period Equal To 201103

elpaso

Energy CAP

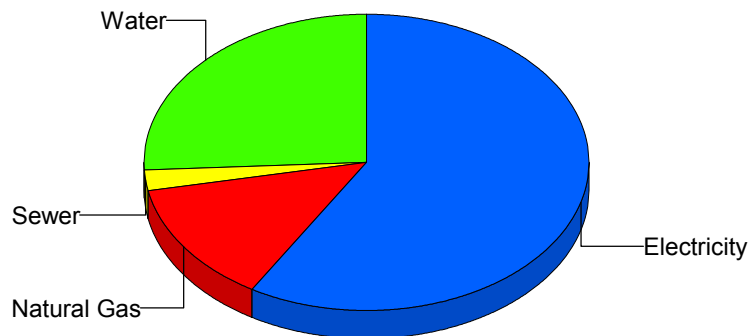
Cost Avoidance Program

Cost Summary Graph

Grouped by Energy Type

Energy Type	Use	Units	Meter Cost	Special Charges	Total Cost	Avg Unit Cost	% of Total Cost
Site: WHITAKER ELEMENTARY - WHITAKER ELEMENTARY							
Electricity	63,240	KWH	\$7,165.31	\$0.00	\$7,165.31	0.1133	58.75%
Natural Gas	2,798	CCF	\$1,613.09	\$0.00	\$1,613.09	0.5765	13.22%
Water	1,035	CCF	\$3,142.87	\$0.00	\$3,142.87	3.0366	25.77%
Sewer	109	CCF	\$276.04	\$0.00	\$276.04	2.5325	2.26%
Total Cost:			\$12,197.31	\$0.00	\$12,197.31		

For WHITAKER
ELEMENTARY



Filters: Cost Center Name Not Equal To DoNotReport; Billing Period Equal To 201103

elpaso

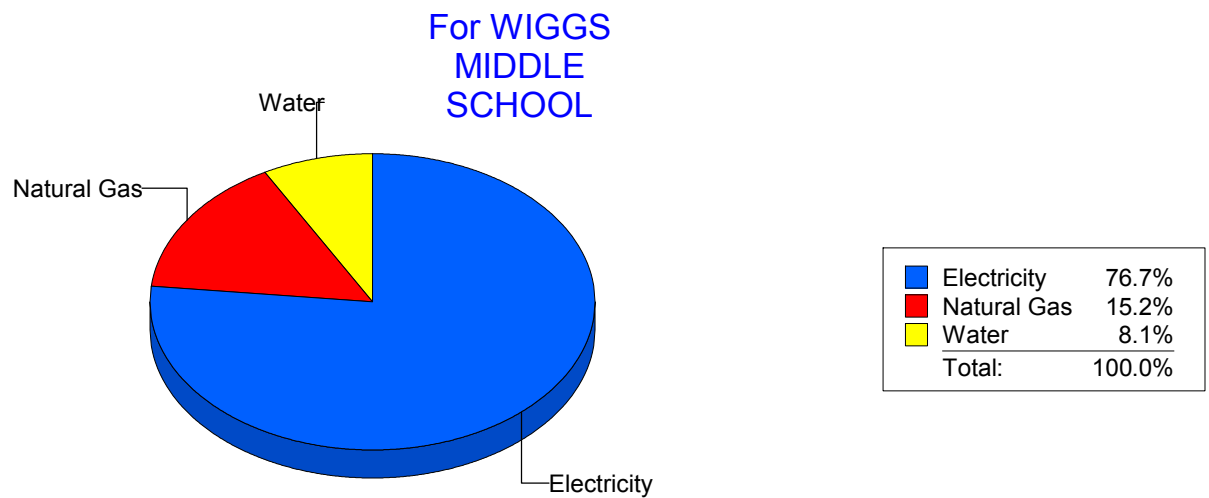
Energy CAP

Cost Avoidance Program

Cost Summary Graph

Grouped by Energy Type

Energy Type	Use	Units	Meter Cost	Special Charges	Total Cost	Avg Unit Cost	% of Total Cost
Site: WIGGS MIDDLE SCHOOL - WIGGS MIDDLE SCHOOL							
Electricity	48,440	KWH	\$4,960.87	\$0.00	\$4,960.87	0.1024	76.69%
Natural Gas	1,683	CCF	\$983.01	\$0.00	\$983.01	0.5841	15.20%
Water	130	CCF	\$524.58	\$0.00	\$524.58	4.0352	8.11%
Total Cost:			\$6,468.46	\$0.00	\$6,468.46		



Filters: Cost Center Name Not Equal To DoNotReport; Billing Period Equal To 201103

elpaso

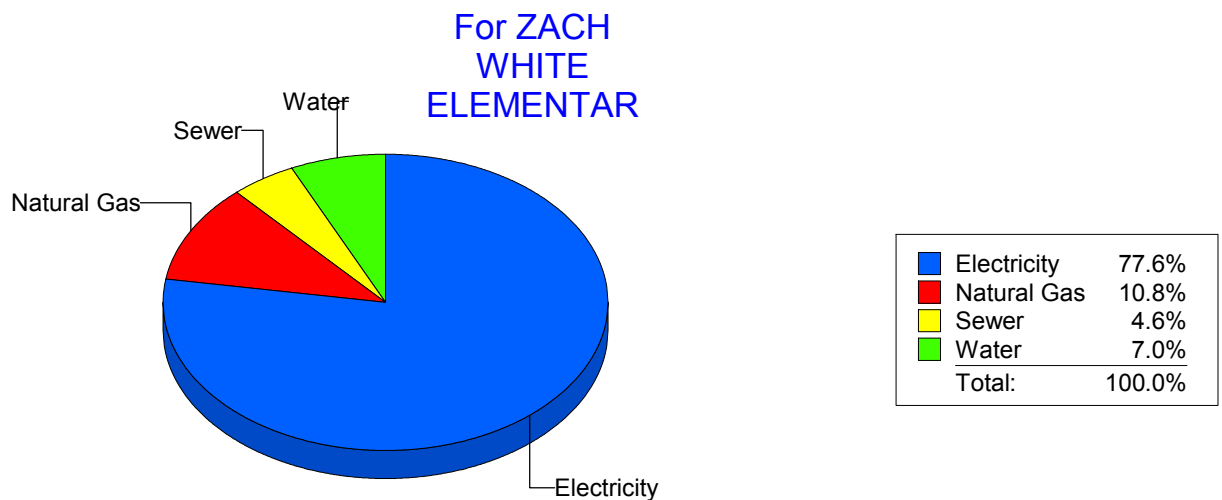
Energy CAP

Cost Avoidance Program

Cost Summary Graph

Grouped by Energy Type

Energy Type	Use	Units	Meter Cost	Special Charges	Total Cost	Avg Unit Cost	% of Total Cost
Site: ZACH WHITE ELEMENTAR - ZACH WHITE ELEMENTAR							
Electricity	49,800	KWH	\$6,650.52	\$0.00	\$6,650.52	0.1335	77.62%
Natural Gas	1,536	CCF	\$925.50	\$0.00	\$925.50	0.6025	10.80%
Water	168	CCF	\$598.11	\$0.00	\$598.11	3.5602	6.98%
Sewer	104	CCF	\$394.17	\$0.00	\$394.17	3.7901	4.60%
Total Cost:			\$8,568.30	\$0.00	\$8,568.30		



Filters: Cost Center Name Not Equal To DoNotReport; Billing Period Equal To 201103

elpaso

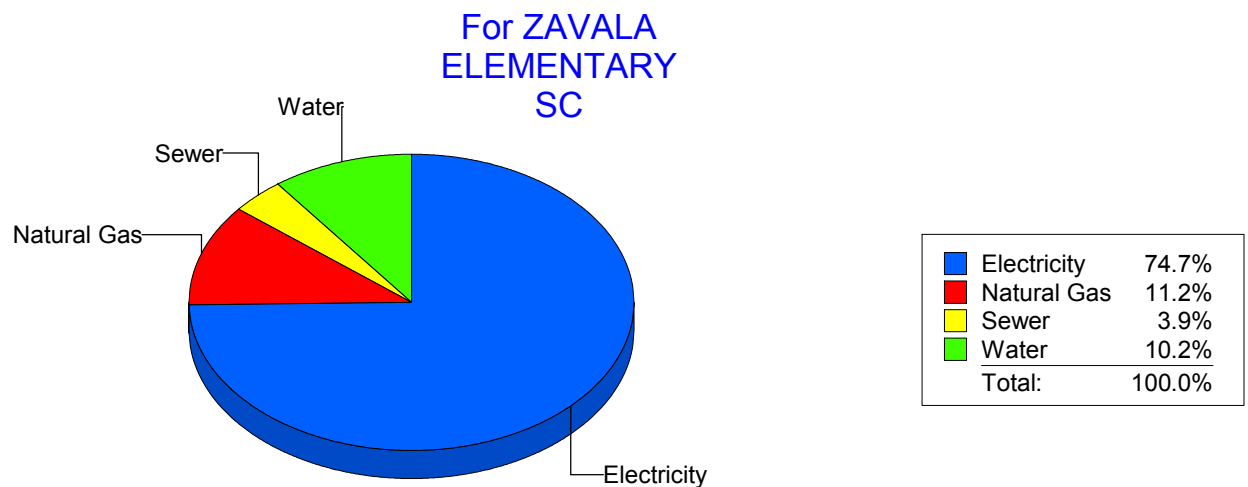
Energy CAP

Cost Avoidance Program

Cost Summary Graph

Grouped by Energy Type

Energy Type	Use	Units	Meter Cost	Special Charges	Total Cost	Avg Unit Cost	% of Total Cost
Site: ZAVALA ELEMENTARY SC - ZAVALA ELEMENTARY SC							
Electricity	28,754	KWH	\$2,407.59	\$0.00	\$2,407.59	0.0837	74.70%
Natural Gas	585	CCF	\$362.53	\$0.00	\$362.53	0.6197	11.25%
Water	85	CCF	\$327.17	\$0.00	\$327.17	3.8491	10.15%
Sewer	50	CCF	\$125.74	\$0.00	\$125.74	2.5148	3.90%
Total Cost:			\$3,223.03	\$0.00	\$3,223.03		



Filters: Cost Center Name Not Equal To DoNotReport; Billing Period Equal To 201103

elpaso

Energy CAP

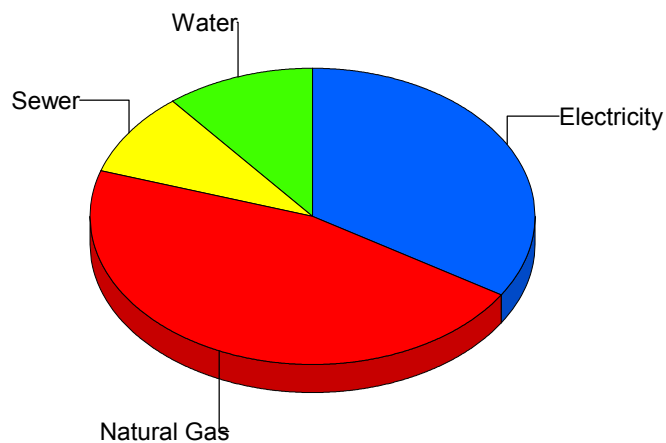
Cost Avoidance Program

Cost Summary Graph

Grouped by Energy Type

Energy Type	Use	Units	Meter Cost	Special Charges	Total Cost	Avg Unit Cost	% of Total Cost
Site: ZUNI COTTAGES - ZUNI COTTAGES							
Electricity	415 KWH		\$79.79	\$0.00	\$79.79	0.1923	33.81%
Natural Gas	90 CCF		\$108.99	\$0.00	\$108.99	1.2110	46.18%
Water	3 CCF		\$25.75	\$0.00	\$25.75	8.5833	10.91%
Sewer	1 CCF		\$21.49	\$0.00	\$21.49	21.4900	9.11%
Total Cost:			\$236.02	\$0.00	\$236.02		

For ZUNI COTTAGES



Electricity	33.8%
Natural Gas	46.2%
Sewer	9.1%
Water	10.9%
Total:	100.0%

Filters: Cost Center Name Not Equal To DoNotReport; Billing Period Equal To 201103

elpaso

Energy CAP

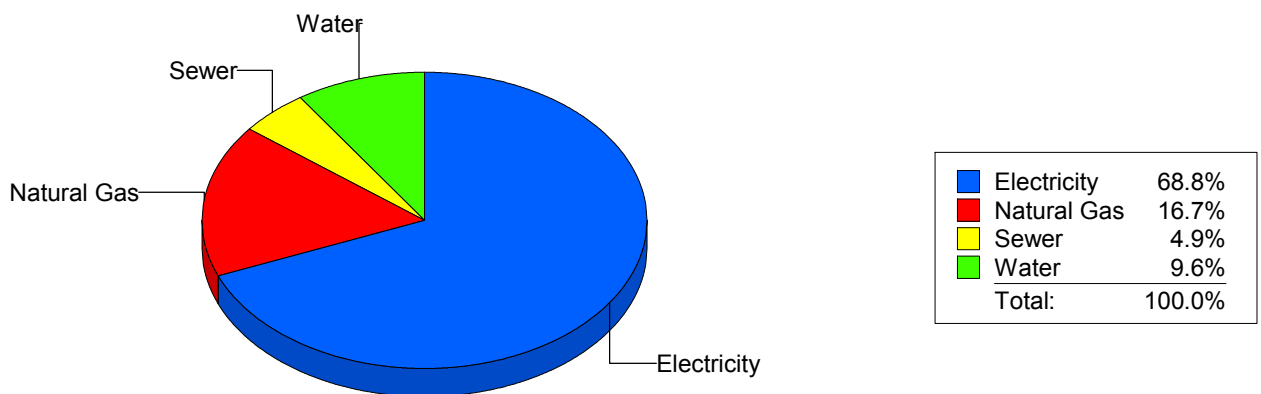
Cost Avoidance Program

Cost Summary Graph

Grouped by Energy Type

Energy Type	Use	Units	Meter Cost	Special Charges	Total Cost	Avg Unit Cost	% of Total Cost
All Sites							
Electricity	5,370,091	KWH	\$560,901.01	\$0.00	\$560,901.01	0.1044	68.82%
Natural Gas	232,030	CCF	\$136,324.28	\$0.00	\$136,324.28	0.5875	16.73%
Water	30,657	CCF	\$77,851.78	\$0.00	\$77,851.78	2.5394	9.55%
Sewer	18,198	CCF	\$39,975.99	\$0.00	\$39,975.99	2.1967	4.90%
Total Cost:			\$815,053.06	\$0.00	\$815,053.06		

For All Sites



Filters: Cost Center Name Not Equal To DoNotReport; Billing Period Equal To 201103