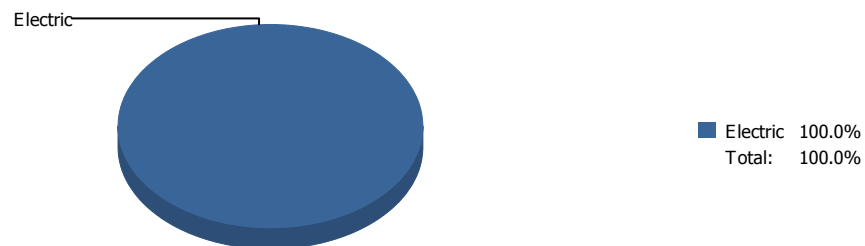
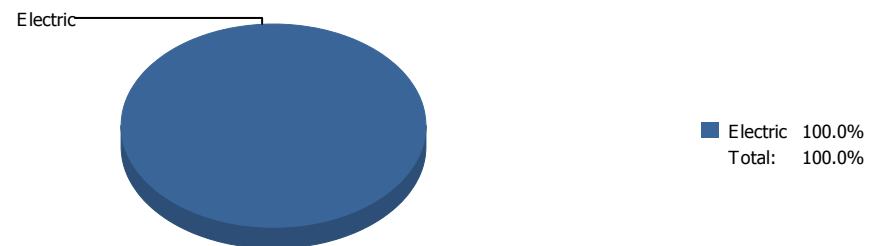


Energy

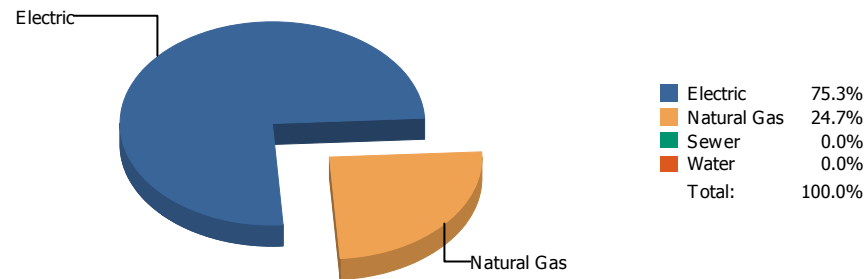


Cost

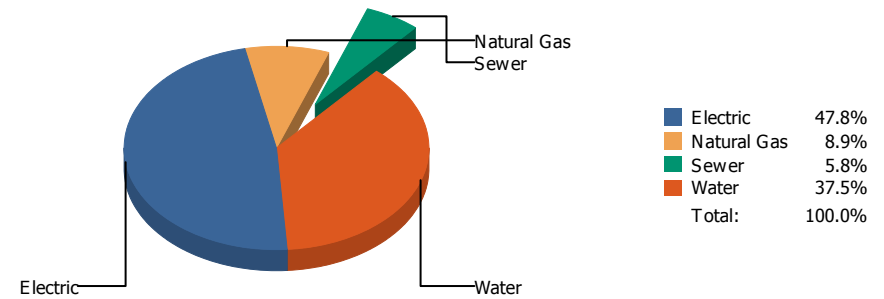


Commodity	Common Use	Energy Use	Energy Use / Area	Total Cost	Cost / Unit	Cost / Area
Place: [ALAMO] ALAMO 101 [BUILDING] Area: 58,978 SqFt Billing Period: Jul 2018						
ELECTRIC	2,500.00 kWh	8,533 KBtu	0.145 KBtu/SqFt	\$974.27	\$0.390 /kWh	\$0.017 /SqFt
Totals:		8,533 KBtu	0.145 KBtu/SqFt	\$974.27		

Energy

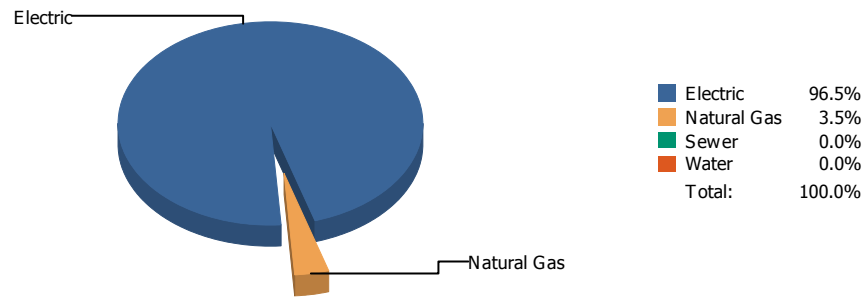


Cost

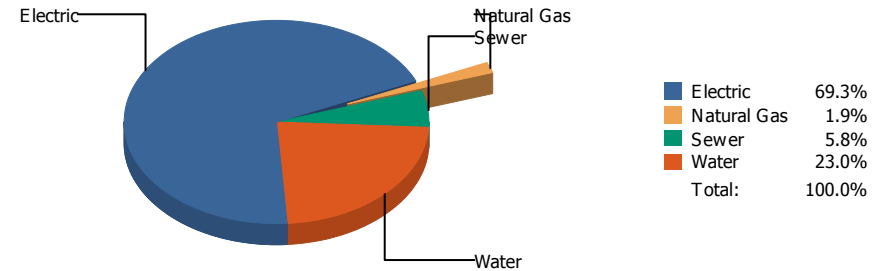


Commodity	Common Use	Energy Use	Energy Use / Area	Total Cost	Cost / Unit	Cost / Area
Place: [ALTA] ALTA VISTA 102 [BUILDING]						
Area: 68,463 SqFt						
Billing Period: Jul 2018						
ELECTRIC	15,450.00 kWh	52,731 KBtu	0.770 KBtu/SqFt	\$1,978.67	\$0.128 /kWh	\$0.029 /SqFt
NATURALGAS	168.00 CCF	17,304 KBtu	0.253 KBtu/SqFt	\$367.25	\$2.186 /CCF	\$0.005 /SqFt
SEWER	77.00 CCF			\$240.34	\$3.121 /CCF	\$0.004 /SqFt
WATER	310.00 CCF			\$1,549.23	\$4.998 /CCF	\$0.023 /SqFt
Totals:		70,035 KBtu	1.023 KBtu/SqFt	\$4,135.49		

Energy

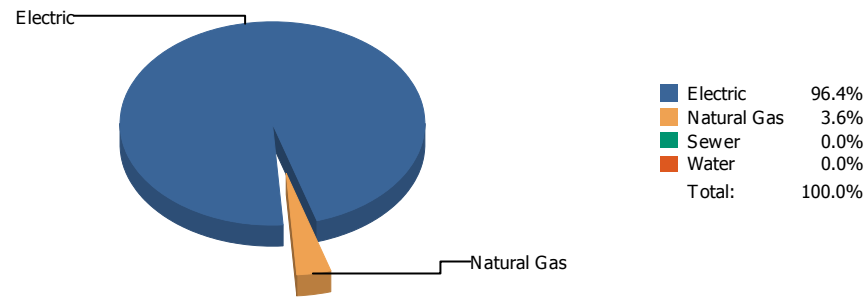


Cost

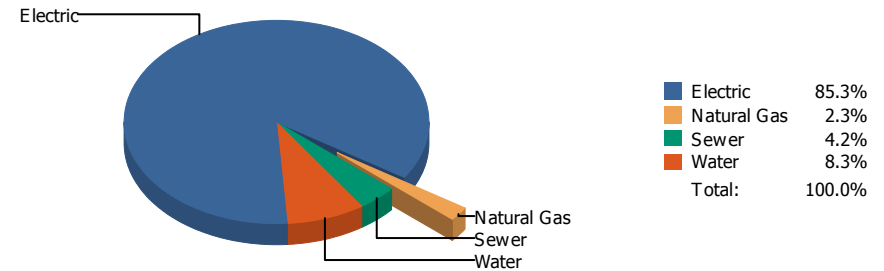


Commodity	Common Use	Energy Use	Energy Use / Area	Total Cost	Cost / Unit	Cost / Area
Place: [ADDRESS] ADDRESS 001 [BUILDING]						
Area: 266,968 SqFt						
Billing Period: Jul 2018						
ELECTRIC	71,496.00 kWh	244,016 KBtu	0.914 KBtu/SqFt	\$16,469.62	\$0.230 /kWh	\$0.061 /SqFt
NATURALGAS	86.00 CCF	8,858 KBtu	0.033 KBtu/SqFt	\$450.92	\$5.243 /CCF	\$0.001 /SqFt
SEWER	608.00 CCF			\$1,367.46	\$2.249 /CCF	\$0.005 /SqFt
WATER	1,614.00 CCF			\$5,461.98	\$3.384 /CCF	\$0.020 /SqFt
Totals:		252,874 KBtu	0.947 KBtu/SqFt	\$23,749.98		

Energy

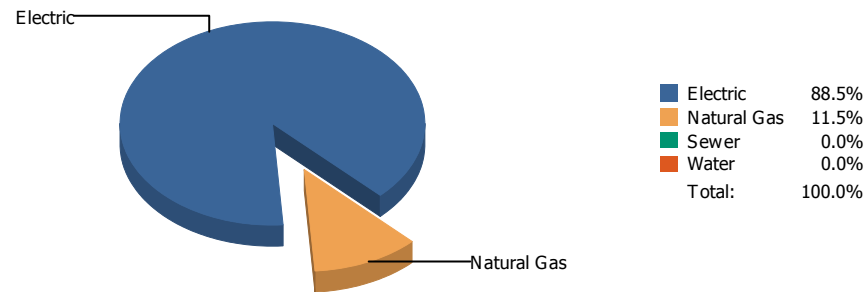


Cost

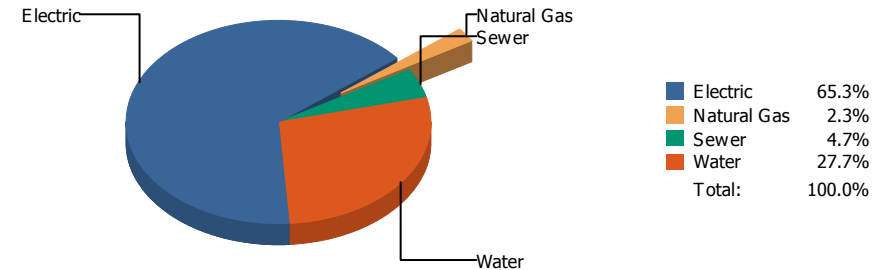


Commodity	Common Use	Energy Use	Energy Use / Area	Total Cost	Cost / Unit	Cost / Area
Place: [AOY] AOY 103 [BUILDING] Area: 105,486 SqFt Billing Period: Jul 2018						
ELECTRIC	52,111.00 kWh	177,855 KBtu	1.686 KBtu/SqFt	\$11,471.88	\$0.220 /kWh	\$0.109 /SqFt
NATURALGAS	64.00 CCF	6,592 KBtu	0.062 KBtu/SqFt	\$304.66	\$4.760 /CCF	\$0.003 /SqFt
SEWER	88.00 CCF			\$559.77	\$6.361 /CCF	\$0.005 /SqFt
WATER	110.00 CCF			\$1,113.76	\$10.125 /CCF	\$0.010 /SqFt
Totals:		184,447 KBtu	1.749 KBtu/SqFt	\$13,450.07		

Energy

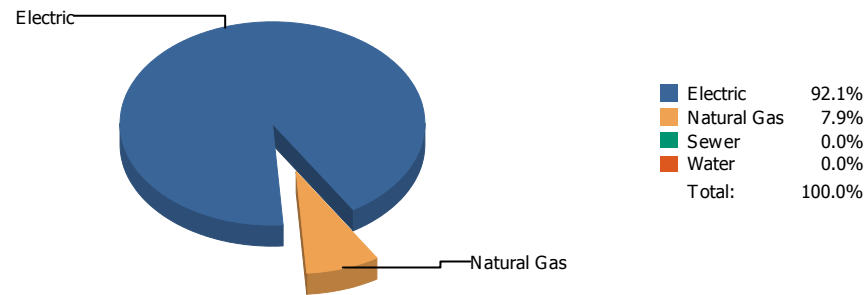


Cost

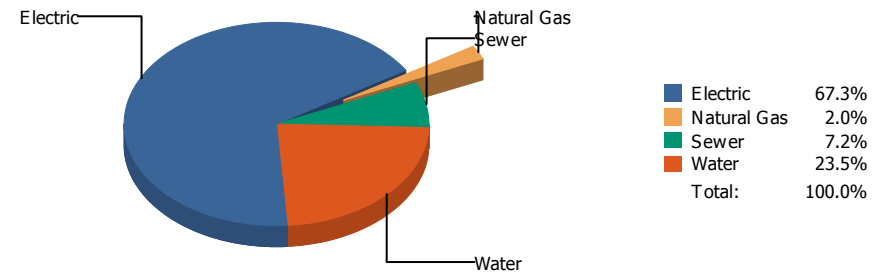


Commodity	Common Use	Energy Use	Energy Use / Area	Total Cost	Cost / Unit	Cost / Area
Place: [ARMENDARIZ_1] ARMENDARIZ MIDDLE SCHOOL [BUILDING]						
Area: 133,779 SqFt						
Billing Period: Jul 2018						
ELECTRIC	64,000.00 kWh	218,432 KBtu	1.633 KBtu/SqFt	\$8,487.82	\$0.133 /kWh	\$0.063 /SqFt
NATURALGAS	276.00 CCF	28,428 KBtu	0.213 KBtu/SqFt	\$299.22	\$1.084 /CCF	\$0.002 /SqFt
SEWER	156.00 CCF			\$615.52	\$3.946 /CCF	\$0.005 /SqFt
WATER	1,135.00 CCF			\$3,596.88	\$3.169 /CCF	\$0.027 /SqFt
Totals:		246,860 KBtu	1.845 KBtu/SqFt	\$12,999.44		

Energy

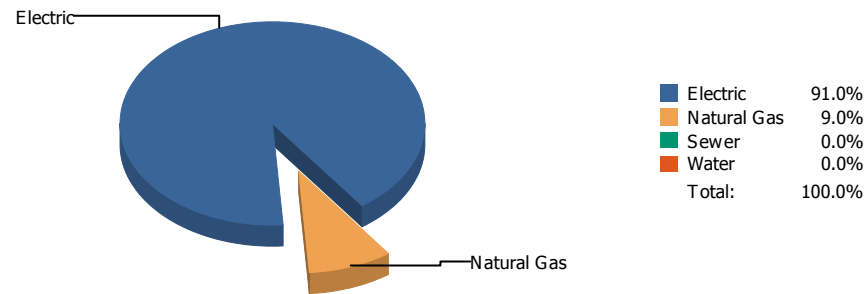


Cost

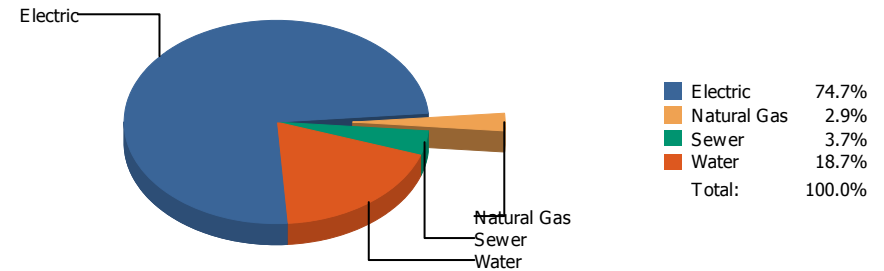


Commodity	Common Use	Energy Use	Energy Use / Area	Total Cost	Cost / Unit	Cost / Area
Place: [AUSTIN] AUSTIN 002 [BUILDING]						
Area: 269,216 SqFt						
Billing Period: Jul 2018						
ELECTRIC	89,480.00 kWh	305,395 KBtu	1.134 KBtu/SqFt	\$18,520.27	\$0.207 /kWh	\$0.068 /SqFt
NATURALGAS	253.00 CCF	26,059 KBtu	0.097 KBtu/SqFt	\$551.47	\$2.180 /CCF	\$0.002 /SqFt
SEWER	608.00 CCF			\$1,982.94	\$3.261 /CCF	\$0.007 /SqFt
WATER	1,578.00 CCF			\$6,457.10	\$4.092 /CCF	\$0.024 /SqFt
Totals:		331,454 KBtu	1.231 KBtu/SqFt	\$27,511.78		

Energy

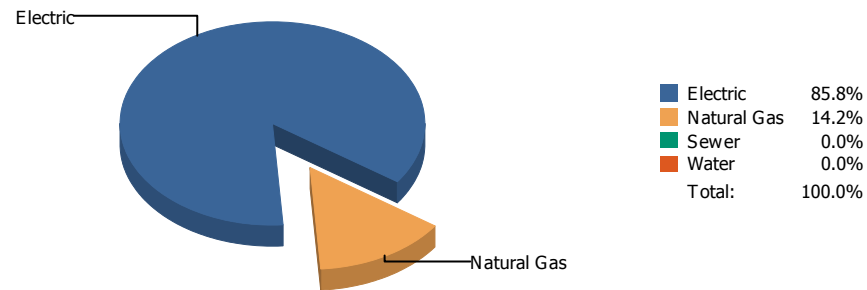


Cost

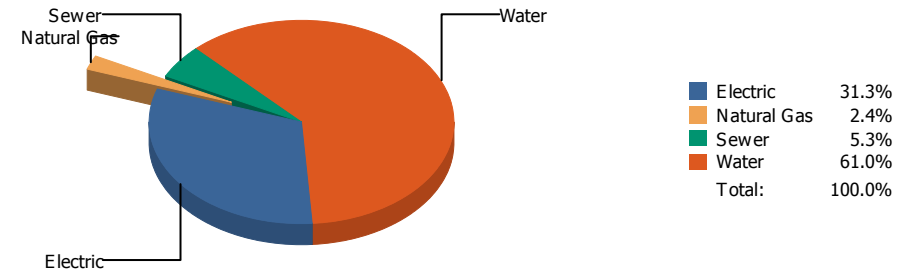


Commodity	Common Use	Energy Use	Energy Use / Area	Total Cost	Cost / Unit	Cost / Area
Place: [BARRON ELEMENTARY] Barron Elementary 165 [BUILDING]						
Area: 87,818 SqFt						
Billing Period: Jul 2018						
ELECTRIC	52,914.00 kWh	180,595 KBtu	2.056 KBtu/SqFt	\$9,430.14	\$0.178 /kWh	\$0.107 /SqFt
NATURALGAS	173.00 CCF	17,819 KBtu	0.203 KBtu/SqFt	\$370.28	\$2.140 /CCF	\$0.004 /SqFt
SEWER	61.00 CCF			\$468.90	\$7.687 /CCF	\$0.005 /SqFt
WATER	272.00 CCF			\$2,359.80	\$8.676 /CCF	\$0.027 /SqFt
Totals:		198,414 KBtu	2.259 KBtu/SqFt	\$12,629.12		

Energy

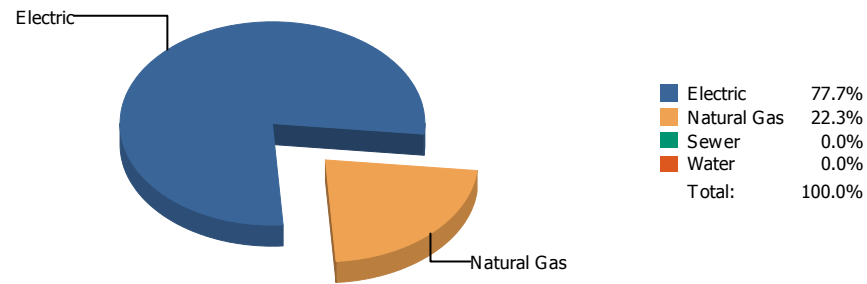


Cost

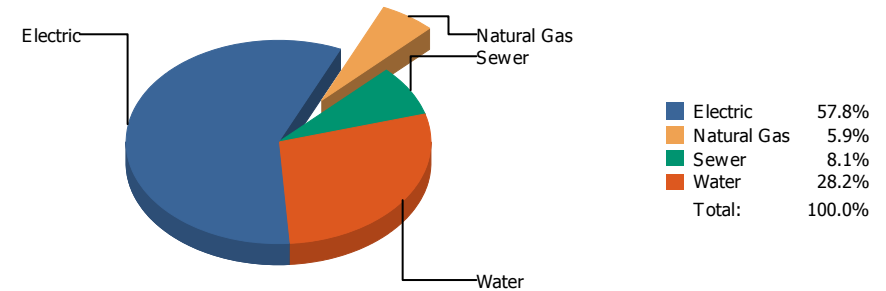


Commodity	Common Use	Energy Use	Energy Use / Area	Total Cost	Cost / Unit	Cost / Area
Place: [BASSETT] BASSETT 049 [BUILDING]						
Area: 174,250 SqFt						
Billing Period: Jul 2018						
ELECTRIC	40,896.00 kWh	139,578 KBtu	0.801 KBtu/SqFt	\$5,193.46	\$0.127 /kWh	\$0.030 /SqFt
NATURALGAS	225.00 CCF	23,175 KBtu	0.133 KBtu/SqFt	\$401.57	\$1.785 /CCF	\$0.002 /SqFt
SEWER	352.00 CCF			\$878.50	\$2.496 /CCF	\$0.005 /SqFt
WATER	2,036.00 CCF			\$10,124.42	\$4.973 /CCF	\$0.058 /SqFt
Totals:		162,753 KBtu	0.934 KBtu/SqFt	\$16,597.95		

Energy



Cost



Commodity	Common Use	Energy Use	Energy Use / Area	Total Cost	Cost / Unit	Cost / Area
Place: [BEALL] BEALL 104 [BUILDING] Area: 74,454 SqFt Billing Period: Jul 2018						
ELECTRIC	3,585.00 kWh	12,236 KBtu	0.164 KBtu/SqFt	\$2,815.61	\$0.785 /kWh	\$0.038 /SqFt
NATURALGAS	34.00 CCF	3,502 KBtu	0.047 KBtu/SqFt	\$286.57	\$8.429 /CCF	\$0.004 /SqFt
SEWER	99.00 CCF			\$395.27	\$3.993 /CCF	\$0.005 /SqFt
WATER	330.00 CCF			\$1,375.59	\$4.168 /CCF	\$0.018 /SqFt
Totals:		15,738 KBtu	0.211 KBtu/SqFt	\$4,873.04		

Energy

Electric



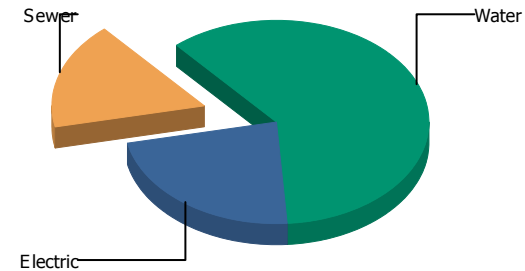
Electric 100.0%
Sewer 0.0%
Water 0.0%
Total: 100.0%

Cost

Sewer

Water

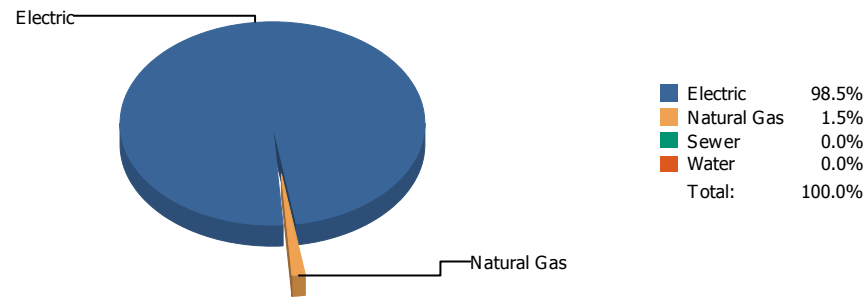
Electric



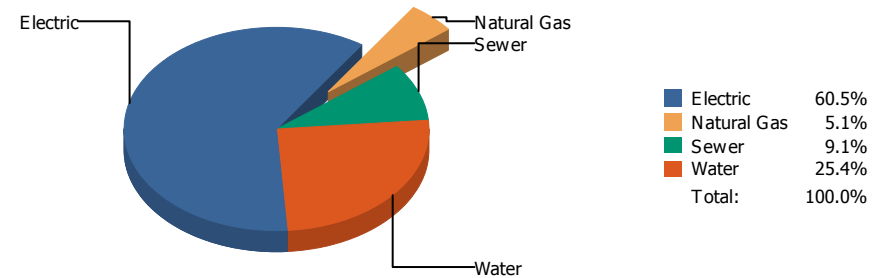
Electric 22.8%
Sewer 17.0%
Water 60.2%
Total: 100.0%

Commodity	Common Use	Energy Use	Energy Use / Area	Total Cost	Cost / Unit	Cost / Area
Place: [BLISS] BLISS 105 [BUILDING] Area: 78,820 SqFt Billing Period: Jul 2018						
ELECTRIC	8,790.00 kWh	30,000 KBtu	0.381 KBtu/SqFt	\$1,367.50	\$0.156 /kWh	\$0.017 /SqFt
SEWER	426.00 CCF			\$1,019.84	\$2.394 /CCF	\$0.013 /SqFt
WATER	1,076.00 CCF			\$3,612.64	\$3.357 /CCF	\$0.046 /SqFt
Totals:		30,000 KBtu	0.381 KBtu/SqFt	\$5,999.98		

Energy



Cost



Commodity	Common Use	Energy Use	Energy Use / Area	Total Cost	Cost / Unit	Cost / Area
Place: [BOND_2] BOND 160 [BUILDING]						
Area: 89,988 SqFt						
Billing Period: Jul 2018						
ELECTRIC	9,764.00 kWh	33,325 KBtu	0.370 KBtu/SqFt	\$3,222.63	\$0.330 /kWh	\$0.036 /SqFt
NATURALGAS	5.00 CCF	515 KBtu	0.006 KBtu/SqFt	\$269.38	\$53.876 /CCF	\$0.003 /SqFt
SEWER	98.00 CCF			\$486.63	\$4.966 /CCF	\$0.005 /SqFt
WATER	310.00 CCF			\$1,351.64	\$4.360 /CCF	\$0.015 /SqFt
Totals:		33,840 KBtu	0.376 KBtu/SqFt	\$5,330.28		

Energy

Electric



Electric	100.0%
Natural Gas	0.0%
Sewer	0.0%
Water	0.0%
Total:	100.0%

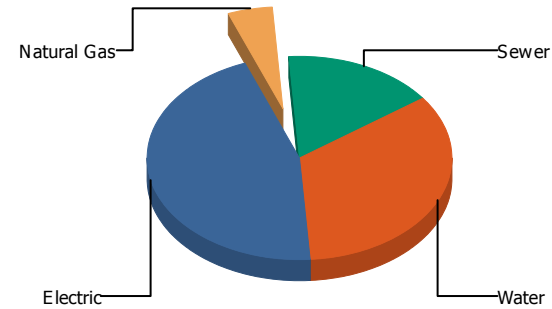
Cost

Natural Gas

Sewer

Electric

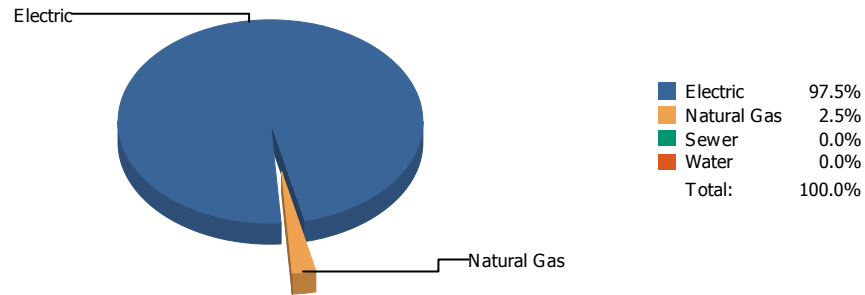
Water



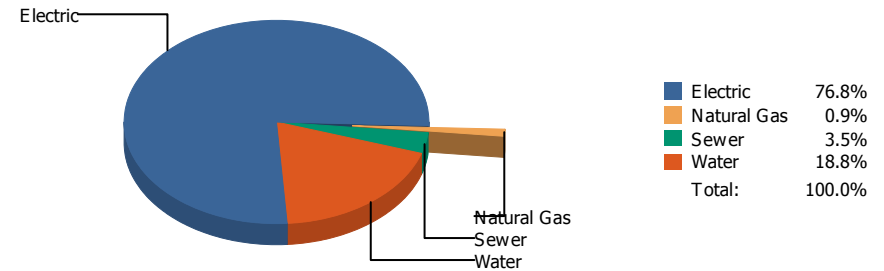
Electric	45.3%
Natural Gas	4.6%
Sewer	16.1%
Water	33.9%
Total:	100.0%

Commodity	Common Use	Energy Use	Energy Use / Area	Total Cost	Cost / Unit	Cost / Area
Place: [BONHAM] BONHAM 106 [BUILDING]						
Area: 53,522 SqFt						
Billing Period: Jul 2018						
ELECTRIC	9,417.00 kWh	32,140 KBtu	0.601 KBtu/SqFt	\$1,300.14	\$0.138 /kWh	\$0.024 /SqFt
NATURALGAS	0.00 CCF	0 KBtu	0.000 KBtu/SqFt	\$133.05	\$0.000 /CCF	\$0.002 /SqFt
SEWER	147.00 CCF			\$463.31	\$3.152 /CCF	\$0.009 /SqFt
WATER	290.00 CCF			\$973.73	\$3.358 /CCF	\$0.018 /SqFt
Totals:		32,140 KBtu	0.601 KBtu/SqFt	\$2,870.23		

Energy

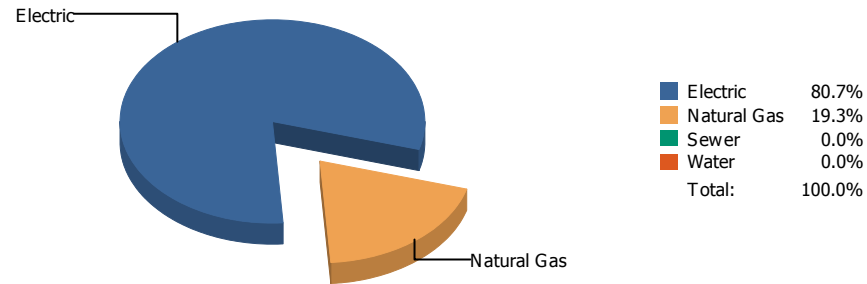


Cost

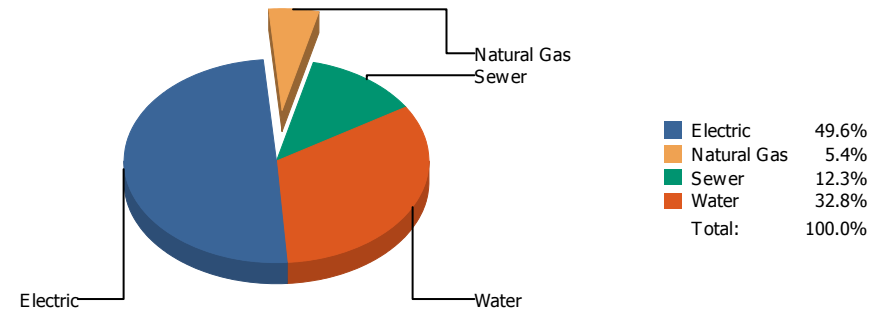


Commodity	Common Use	Energy Use	Energy Use / Area	Total Cost	Cost / Unit	Cost / Area
Place: [BOWIE] BOWIE 003 [BUILDING]						
Area: 282,931 SqFt						
Billing Period: Jul 2018						
ELECTRIC	261,110.00 kWh	891,168 KBtu	3.150 KBtu/SqFt	\$33,485.19	\$0.128 /kWh	\$0.118 /SqFt
NATURALGAS	218.00 CCF	22,454 KBtu	0.079 KBtu/SqFt	\$397.34	\$1.823 /CCF	\$0.001 /SqFt
SEWER	482.00 CCF			\$1,537.63	\$3.190 /CCF	\$0.005 /SqFt
WATER	3,680.00 CCF			\$8,181.72	\$2.223 /CCF	\$0.029 /SqFt
Totals:		913,622 KBtu	3.229 KBtu/SqFt	\$43,601.88		

Energy

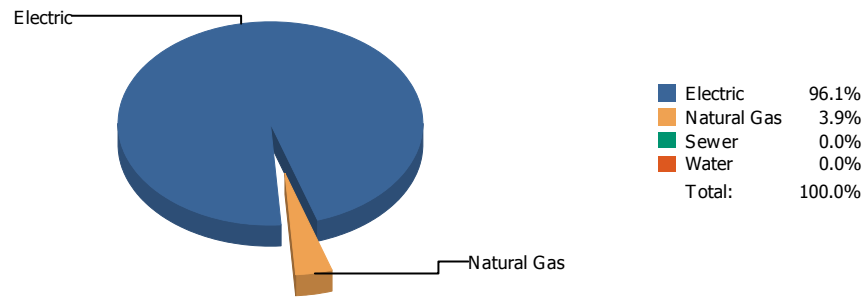


Cost

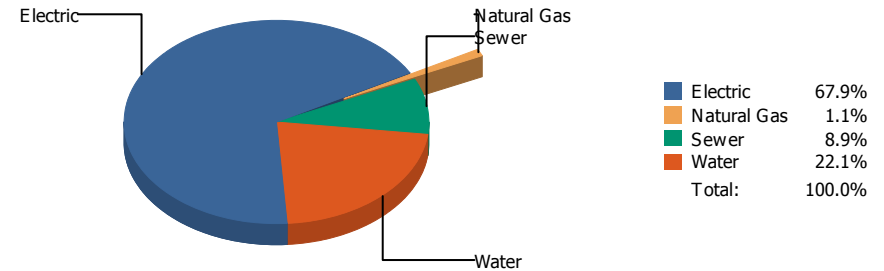


Commodity	Common Use	Energy Use	Energy Use / Area	Total Cost	Cost / Unit	Cost / Area
Place: [BRADLEY] BRADLEY 158 [BUILDING]						
Area: 59,142 SqFt						
Billing Period: Jul 2018						
ELECTRIC	14,000.00 kWh	47,782 KBtu	0.808 KBtu/SqFt	\$1,845.24	\$0.132 /kWh	\$0.031 /SqFt
NATURALGAS	111.00 CCF	11,433 KBtu	0.193 KBtu/SqFt	\$199.85	\$1.800 /CCF	\$0.003 /SqFt
SEWER	73.00 CCF			\$456.99	\$6.260 /CCF	\$0.008 /SqFt
WATER	362.00 CCF			\$1,218.98	\$3.367 /CCF	\$0.021 /SqFt
Totals:		59,215 KBtu	1.001 KBtu/SqFt	\$3,721.06		

Energy

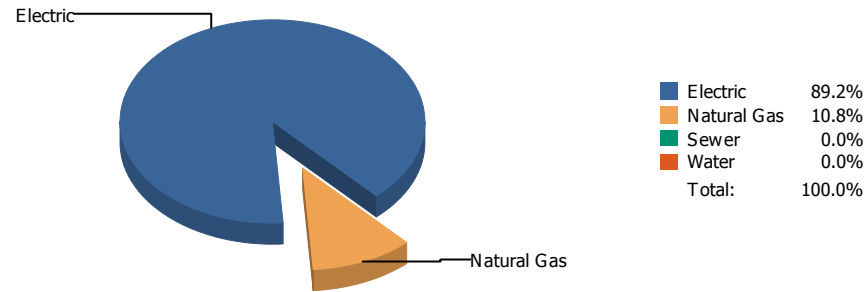


Cost

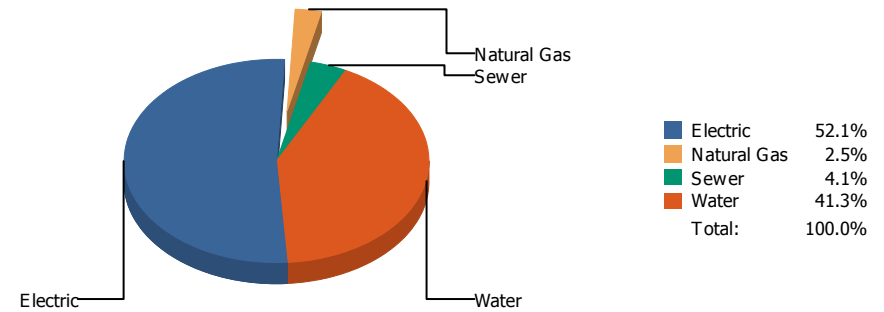


Commodity	Common Use	Energy Use	Energy Use / Area	Total Cost	Cost / Unit	Cost / Area
Place: [BROWN] BROWN MIDDLE SCHOOL 056 [BUILDING]						
Area: 173,263 SqFt						
Billing Period: Jul 2018						
ELECTRIC	86,800.00 kWh	296,248 KBtu	1.710 KBtu/SqFt	\$12,571.93	\$0.145 /kWh	\$0.073 /SqFt
NATURALGAS	117.00 CCF	12,051 KBtu	0.070 KBtu/SqFt	\$203.47	\$1.739 /CCF	\$0.001 /SqFt
SEWER	697.00 CCF			\$1,648.83	\$2.366 /CCF	\$0.010 /SqFt
WATER	1,395.00 CCF			\$4,080.49	\$2.925 /CCF	\$0.024 /SqFt
Totals:		308,299 KBtu	1.779 KBtu/SqFt	\$18,504.72		

Energy

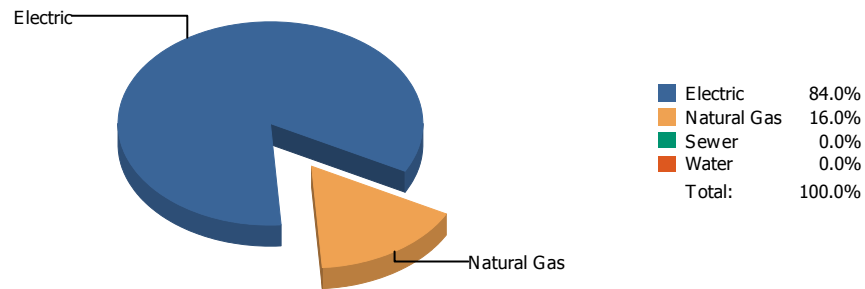


Cost

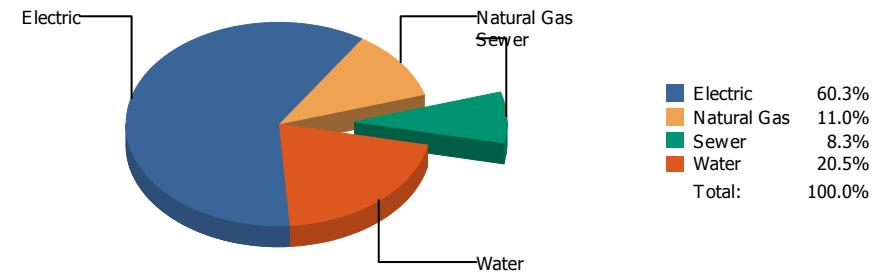


Commodity	Common Use	Energy Use	Energy Use / Area	Total Cost	Cost / Unit	Cost / Area
Place: [BURGES] BURGES 004 [BUILDING]						
Area: 241,219 SqFt						
Billing Period: Jul 2018						
ELECTRIC	86,866.00 kWh	296,474 KBtu	1.229 KBtu/SqFt	\$12,499.66	\$0.144 /kWh	\$0.051 /SqFt
NATURALGAS	347.00 CCF	35,741 KBtu	0.148 KBtu/SqFt	\$608.07	\$1.752 /CCF	\$0.002 /SqFt
SEWER	247.00 CCF			\$995.51	\$4.030 /CCF	\$0.004 /SqFt
WATER	1,930.00 CCF			\$9,902.28	\$5.131 /CCF	\$0.041 /SqFt
Totals:		332,215 KBtu	1.377 KBtu/SqFt	\$24,005.52		

Energy

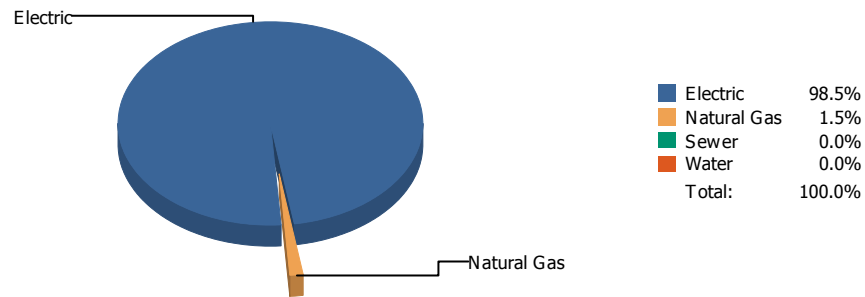


Cost

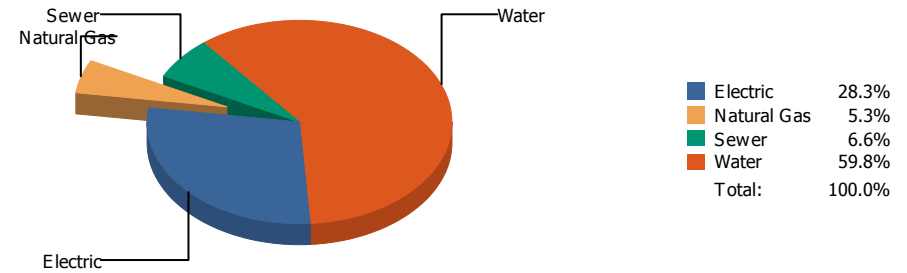


Commodity	Common Use	Energy Use	Energy Use / Area	Total Cost	Cost / Unit	Cost / Area
Place: [BURLESON] BURLESON 107 [BUILDING]						
Area: 73,772 SqFt						
Billing Period: Jul 2018						
ELECTRIC	8,732.00 kWh	29,802 KBtu	0.404 KBtu/SqFt	\$2,370.89	\$0.272 /kWh	\$0.032 /SqFt
NATURALGAS	55.00 CCF	5,665 KBtu	0.077 KBtu/SqFt	\$432.27	\$7.859 /CCF	\$0.006 /SqFt
SEWER	73.00 CCF			\$325.97	\$4.465 /CCF	\$0.004 /SqFt
WATER	374.00 CCF			\$805.11	\$2.153 /CCF	\$0.011 /SqFt
Totals:		35,467 KBtu	0.481 KBtu/SqFt	\$3,934.24		

Energy

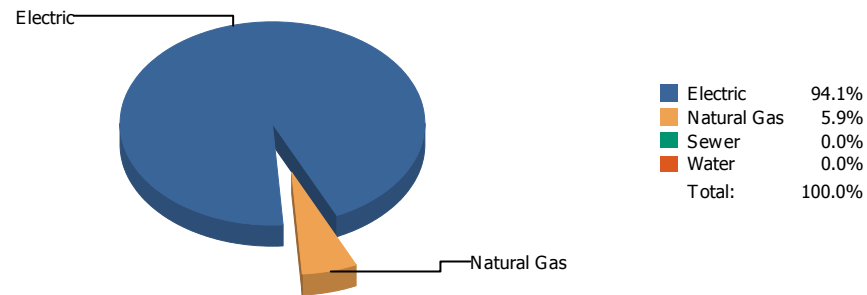


Cost

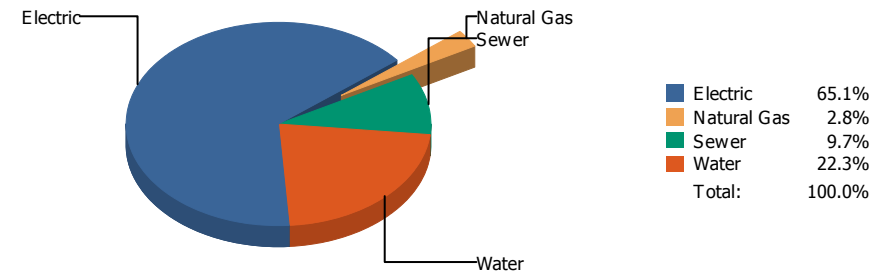


Commodity	Common Use	Energy Use	Energy Use / Area	Total Cost	Cost / Unit	Cost / Area
Place: [BURNET] BURNET 108 [BUILDING]						
Area: 50,520 SqFt						
Billing Period: Jul 2018						
ELECTRIC	10,128.00 kWh	34,567 KBtu	0.684 KBtu/SqFt	\$1,429.33	\$0.141 /kWh	\$0.028 /SqFt
NATURALGAS	5.00 CCF	515 KBtu	0.010 KBtu/SqFt	\$269.38	\$53.876 /CCF	\$0.005 /SqFt
SEWER	78.00 CCF			\$335.52	\$4.302 /CCF	\$0.007 /SqFt
WATER	579.00 CCF			\$3,022.30	\$5.220 /CCF	\$0.060 /SqFt
Totals:		35,082 KBtu	0.694 KBtu/SqFt	\$5,056.53		

Energy

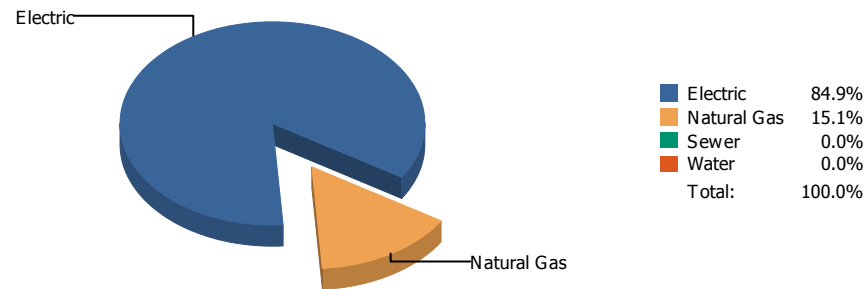


Cost

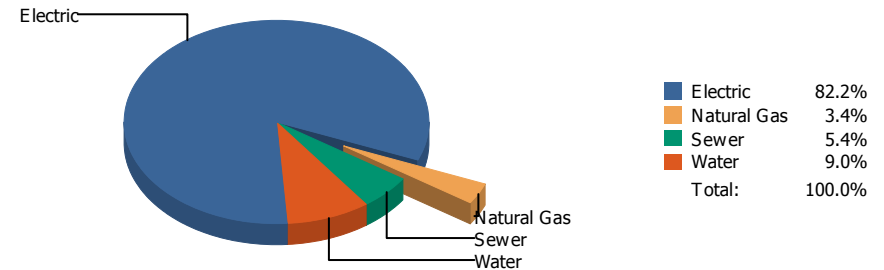


Commodity	Common Use	Energy Use	Energy Use / Area	Total Cost	Cost / Unit	Cost / Area
Place: [CANYON HILLS] CANYON HILLS 043 [BUILDING]						
Area: 133,149 SqFt						
Billing Period: Jul 2018						
ELECTRIC	47,030.00 kWh	160,513 KBtu	1.206 KBtu/SqFt	\$7,444.67	\$0.158 /kWh	\$0.056 /SqFt
NATURALGAS	98.00 CCF	10,094 KBtu	0.076 KBtu/SqFt	\$325.20	\$3.318 /CCF	\$0.002 /SqFt
SEWER	250.00 CCF			\$1,112.62	\$4.450 /CCF	\$0.008 /SqFt
WATER	597.00 CCF			\$2,546.21	\$4.265 /CCF	\$0.019 /SqFt
Totals:		170,607 KBtu	1.281 KBtu/SqFt	\$11,428.70		

Energy



Cost



Commodity	Common Use	Energy Use	Energy Use / Area	Total Cost	Cost / Unit	Cost / Area
Place: [CAREER] CAREER AND TECHNOLOGY [BUILDING]						
Area: 146,485 SqFt						
Billing Period: Jul 2018						
ELECTRIC	70,770.00 kWh	241,538 KBtu	1.649 KBtu/SqFt	\$9,162.44	\$0.129 /kWh	\$0.062 /SqFt
NATURALGAS	416.00 CCF	42,848 KBtu	0.293 KBtu/SqFt	\$383.52	\$0.922 /CCF	\$0.003 /SqFt
SEWER	167.00 CCF			\$599.28	\$3.589 /CCF	\$0.004 /SqFt
WATER	291.00 CCF			\$1,002.72	\$3.446 /CCF	\$0.007 /SqFt
Totals:		284,386 KBtu	1.941 KBtu/SqFt	\$11,147.96		

Energy

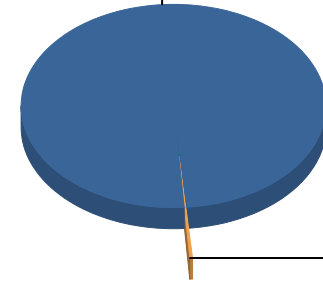
Electric



■ Electric 100.0%
 ■ Water 0.0%
 Total: 100.0%

Cost

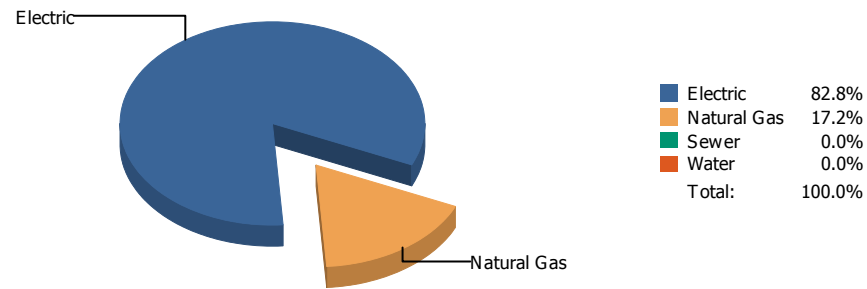
Electric



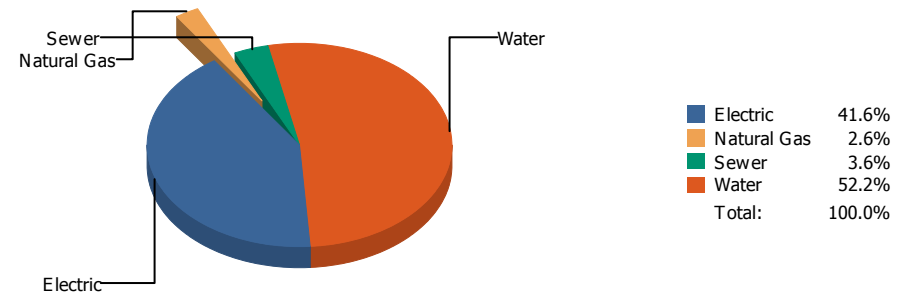
■ Electric 99.8%
 ■ Water 0.2%
 Total: 100.0%

Commodity	Common Use	Energy Use	Energy Use / Area	Total Cost	Cost / Unit	Cost / Area
Place: [CHAPIN] CHAPIN 012 [BUILDING]						
Area: 273,727 SqFt						
Billing Period: Jul 2018						
ELECTRIC	316,085.00 kWh	1,078,798 KBtu	3.941 KBtu/SqFt	\$39,926.37	\$0.126 /kWh	\$0.146 /SqFt
WATER	0.00 CCF			\$65.38	\$0.000 /CCF	\$0.000 /SqFt
Totals:		1,078,798 KBtu	3.941 KBtu/SqFt	\$39,991.75		

Energy

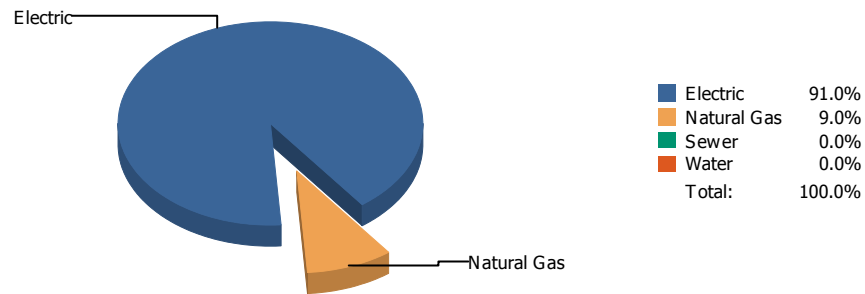


Cost

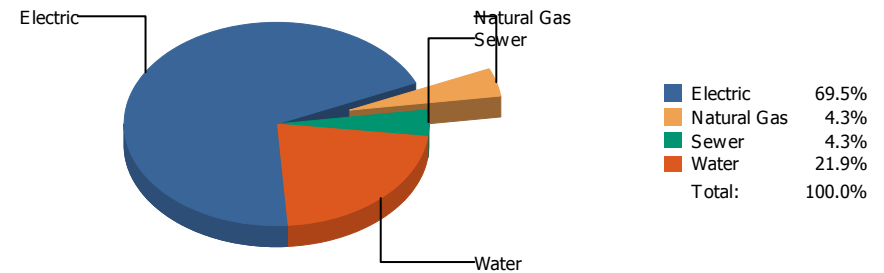


Commodity	Common Use	Energy Use	Energy Use / Area	Total Cost	Cost / Unit	Cost / Area
Place: [CHARLES] H.E. CHARLES 045 [BUILDING] Area: 107,867 SqFt Billing Period: Jul 2018						
ELECTRIC	42,945.00 kWh	146,571 KBtu	1.359 KBtu/SqFt	\$6,976.02	\$0.162 /kWh	\$0.065 /SqFt
NATURALGAS	296.00 CCF	30,488 KBtu	0.283 KBtu/SqFt	\$444.29	\$1.501 /CCF	\$0.004 /SqFt
SEWER	149.00 CCF			\$602.15	\$4.041 /CCF	\$0.006 /SqFt
WATER	1,374.00 CCF			\$8,751.12	\$6.369 /CCF	\$0.081 /SqFt
Totals:		177,059 KBtu	1.641 KBtu/SqFt	\$16,773.58		

Energy

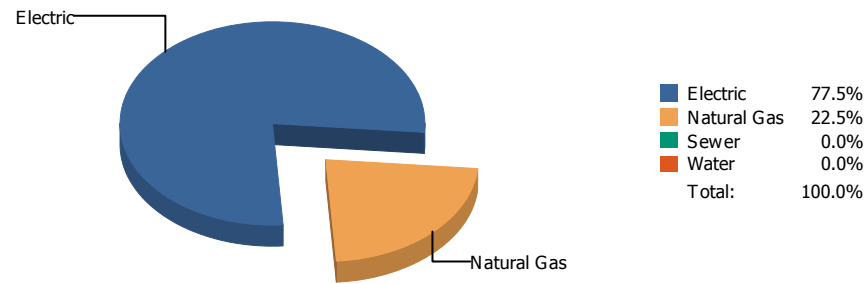


Cost

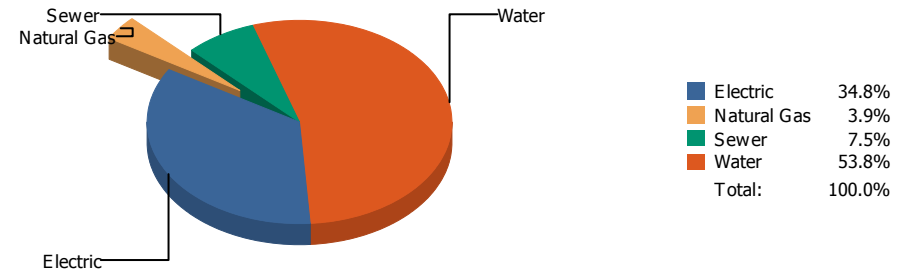


Commodity	Common Use	Energy Use	Energy Use / Area	Total Cost	Cost / Unit	Cost / Area
Place: [CIELO VI] CIELO VISTA 151 [BUILDING]						
Area: 66,034 SqFt						
Billing Period: Jul 2018						
ELECTRIC	27,920.00 kWh	95,291 KBtu	1.443 KBtu/SqFt	\$5,234.17	\$0.187 /kWh	\$0.079 /SqFt
NATURALGAS	92.00 CCF	9,476 KBtu	0.144 KBtu/SqFt	\$321.48	\$3.494 /CCF	\$0.005 /SqFt
SEWER	61.00 CCF			\$322.69	\$5.290 /CCF	\$0.005 /SqFt
WATER	514.00 CCF			\$1,648.52	\$3.207 /CCF	\$0.025 /SqFt
Totals:		104,767 KBtu	1.587 KBtu/SqFt	\$7,526.86		

Energy

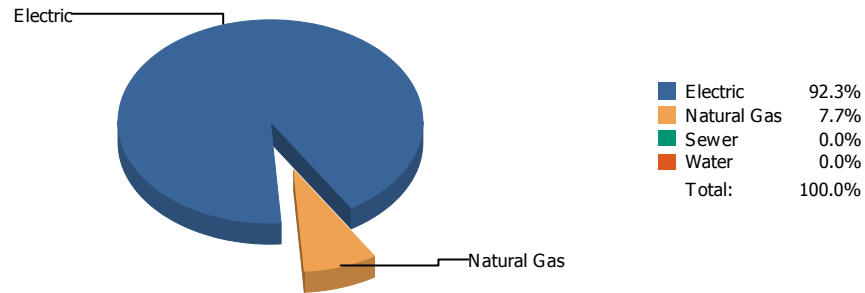


Cost

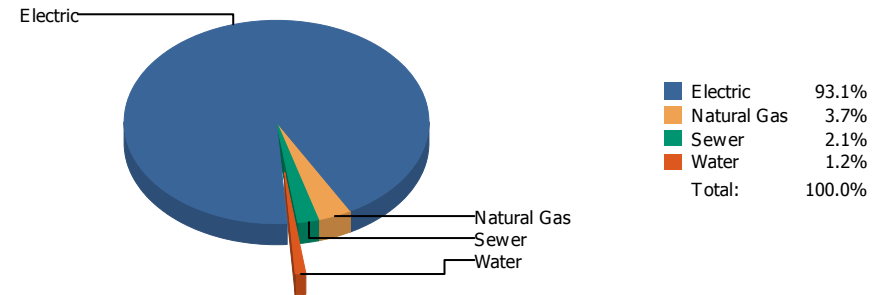


Commodity	Common Use	Energy Use	Energy Use / Area	Total Cost	Cost / Unit	Cost / Area
Place: [CLARDY] CLARDY 109 [BUILDING]						
Area: 70,700 SqFt						
Billing Period: Jul 2018						
ELECTRIC	10,196.00 kWh	34,799 KBtu	0.492 KBtu/SqFt	\$2,929.24	\$0.287 /kWh	\$0.041 /SqFt
NATURALGAS	98.00 CCF	10,094 KBtu	0.143 KBtu/SqFt	\$325.09	\$3.317 /CCF	\$0.005 /SqFt
SEWER	174.00 CCF			\$631.79	\$3.631 /CCF	\$0.009 /SqFt
WATER	846.00 CCF			\$4,525.73	\$5.350 /CCF	\$0.064 /SqFt
Totals:		44,893 KBtu	0.635 KBtu/SqFt	\$8,411.85		

Energy

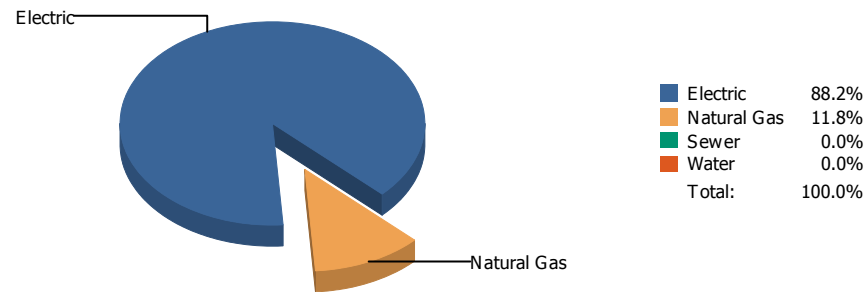


Cost

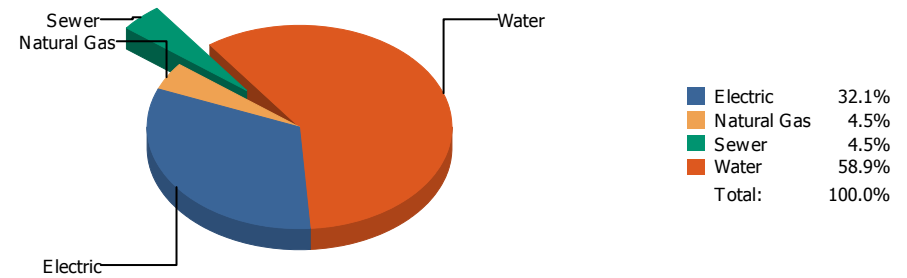


Commodity	Common Use	Energy Use	Energy Use / Area	Total Cost	Cost / Unit	Cost / Area
Place: [CLEDENIN] CLEDENIN 149 [BUILDING]						
Area: 62,721 SqFt						
Billing Period: Jul 2018						
ELECTRIC	22,535.00 kWh	76,912 KBtu	1.226 KBtu/SqFt	\$4,317.17	\$0.192 /kWh	\$0.069 /SqFt
NATURALGAS	62.00 CCF	6,386 KBtu	0.102 KBtu/SqFt	\$170.39	\$2.748 /CCF	\$0.003 /SqFt
SEWER	1.00 CCF			\$95.18	\$95.180 /CCF	\$0.002 /SqFt
WATER	0.00 CCF			\$55.74	\$0.000 /CCF	\$0.001 /SqFt
Totals:		83,298 KBtu	1.328 KBtu/SqFt	\$4,638.48		

Energy



Cost



Commodity	Common Use	Energy Use	Energy Use / Area	Total Cost	Cost / Unit	Cost / Area
Place: [COLDWELL] COLDWELL 110 [BUILDING]						
Area: 67,310 SqFt						
Billing Period: Jul 2018						
ELECTRIC	18,106.00 kWh	61,796 KBtu	0.918 KBtu/SqFt	\$3,175.10	\$0.175 /kWh	\$0.047 /SqFt
NATURALGAS	80.00 CCF	8,240 KBtu	0.122 KBtu/SqFt	\$447.27	\$5.591 /CCF	\$0.007 /SqFt
SEWER	97.00 CCF			\$445.94	\$4.597 /CCF	\$0.006 /SqFt
WATER	911.00 CCF			\$5,818.77	\$6.387 /CCF	\$0.086 /SqFt
Totals:		70,036 KBtu	1.040 KBtu/SqFt	\$9,887.08		

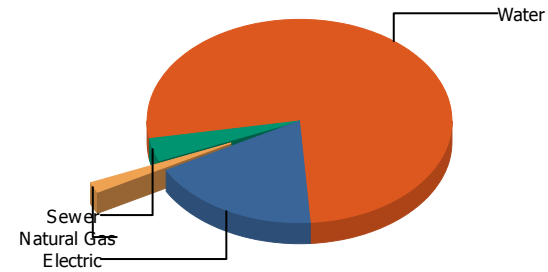
Energy

Electric



Electric	100.0%
Natural Gas	0.0%
Sewer	0.0%
Water	0.0%
Total:	100.0%

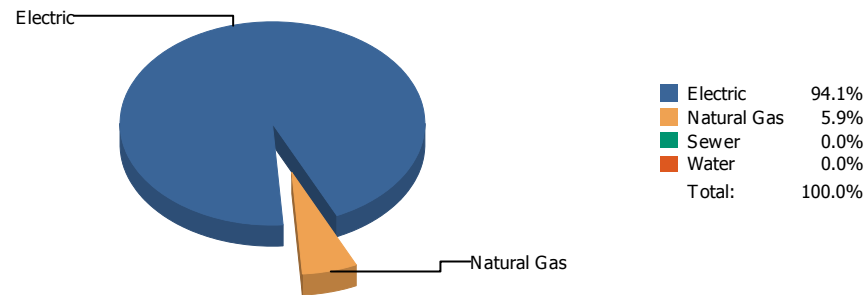
Cost



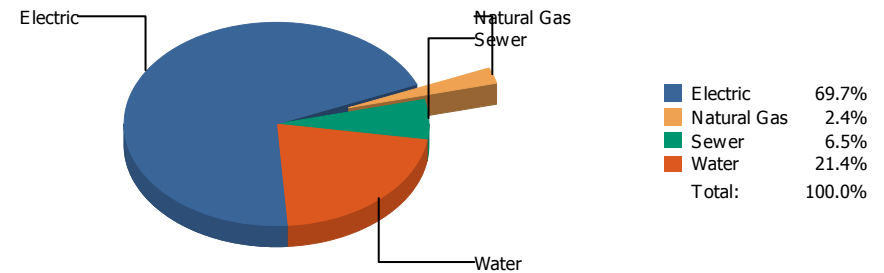
Electric	18.1%
Natural Gas	1.7%
Sewer	3.6%
Water	76.6%
Total:	100.0%

Commodity	Common Use	Energy Use	Energy Use / Area	Total Cost	Cost / Unit	Cost / Area
Place: [COLLINS] COLLINS 142 [BUILDING] Area: 81,245 SqFt Billing Period: Jul 2018						
ELECTRIC	19,742.00 kWh	67,379 KBtu	0.829 KBtu/SqFt	\$2,791.07	\$0.141 /kWh	\$0.034 /SqFt
NATURALGAS	0.00 CCF	0 KBtu	0.000 KBtu/SqFt	\$266.10	\$0.000 /CCF	\$0.003 /SqFt
SEWER	180.00 CCF			\$549.98	\$3.055 /CCF	\$0.007 /SqFt
WATER	1,827.00 CCF			\$11,802.35	\$6.460 /CCF	\$0.145 /SqFt
Totals:		67,379 KBtu	0.829 KBtu/SqFt	\$15,409.50		

Energy

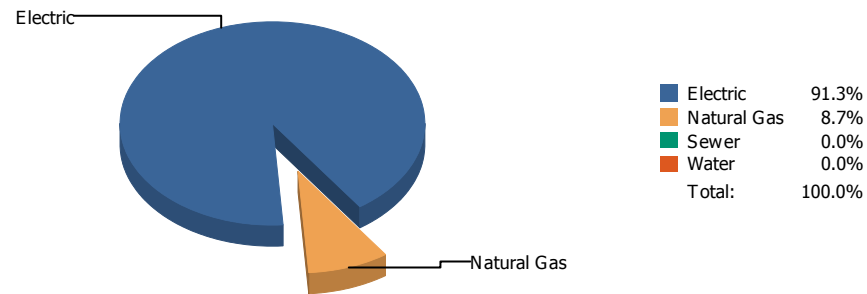


Cost

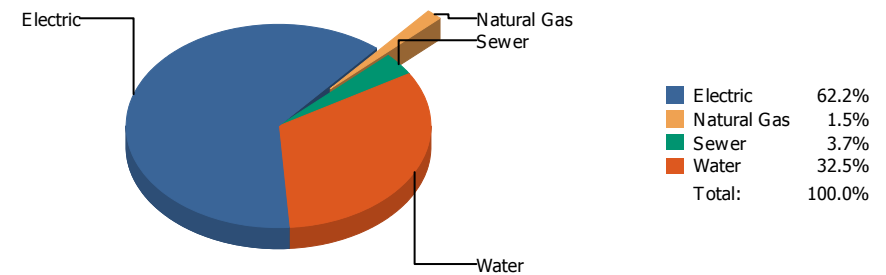


Commodity	Common Use	Energy Use	Energy Use / Area	Total Cost	Cost / Unit	Cost / Area
Place: [COOLEY] COOLEY 111 [BUILDING]						
Area: 95,590 SqFt						
Billing Period: Jul 2018						
ELECTRIC	35,800.00 kWh	122,185 KBtu	1.278 KBtu/SqFt	\$8,863.38	\$0.248 /kWh	\$0.093 /SqFt
NATURALGAS	75.00 CCF	7,725 KBtu	0.081 KBtu/SqFt	\$311.26	\$4.150 /CCF	\$0.003 /SqFt
SEWER	137.00 CCF			\$821.79	\$5.998 /CCF	\$0.008 /SqFt
WATER	467.00 CCF			\$2,725.47	\$5.836 /CCF	\$0.028 /SqFt
Totals:		129,910 KBtu	1.359 KBtu/SqFt	\$12,721.90		

Energy

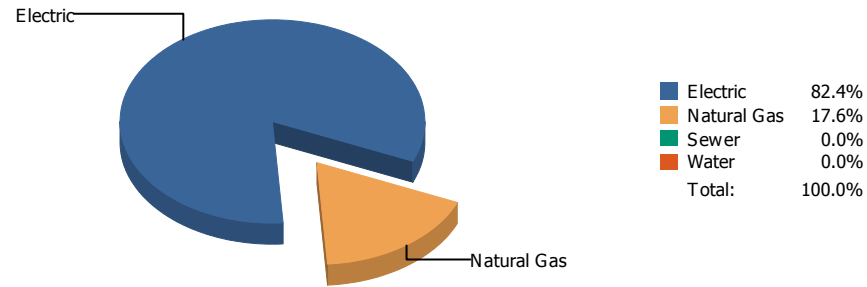


Cost

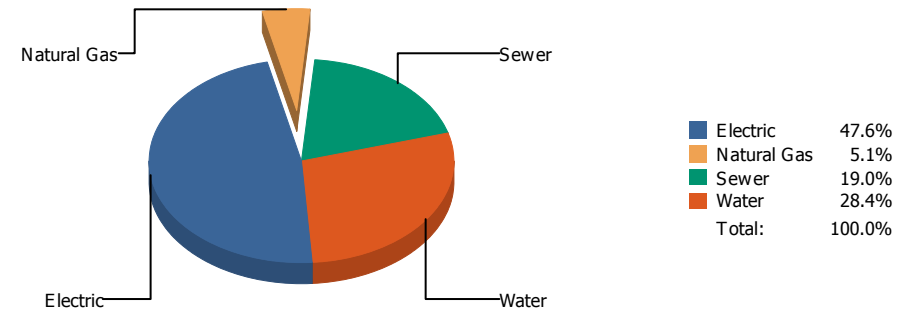


Commodity	Common Use	Energy Use	Energy Use / Area	Total Cost	Cost / Unit	Cost / Area
Place: [CORONADO] CORONADO 005 [BUILDING]						
Area: 406,757 SqFt						
Billing Period: Jul 2018						
ELECTRIC	172,938.00 kWh	590,237 KBtu	1.451 KBtu/SqFt	\$23,992.39	\$0.139 /kWh	\$0.058 /SqFt
NATURALGAS	547.00 CCF	56,341 KBtu	0.139 KBtu/SqFt	\$594.70	\$1.087 /CCF	\$0.001 /SqFt
SEWER	504.00 CCF			\$1,418.89	\$2.815 /CCF	\$0.003 /SqFt
WATER	3,790.00 CCF			\$12,539.83	\$3.309 /CCF	\$0.030 /SqFt
Totals:		646,578 KBtu	1.590 KBtu/SqFt	\$38,545.81		

Energy

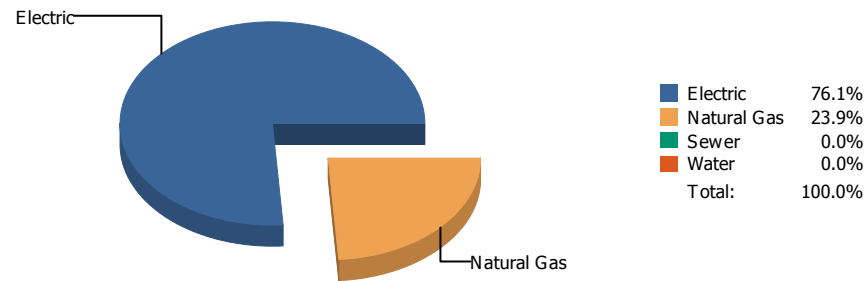


Cost

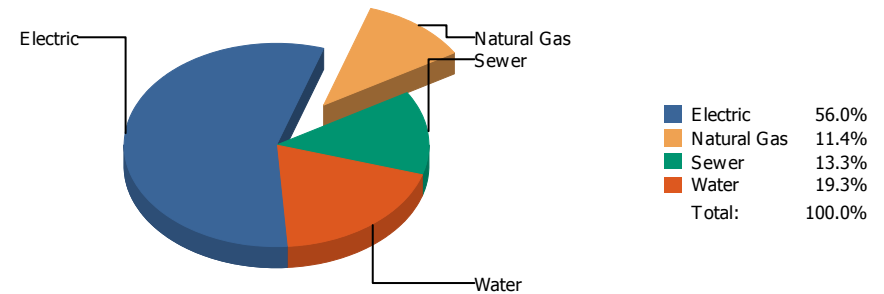


Commodity	Common Use	Energy Use	Energy Use / Area	Total Cost	Cost / Unit	Cost / Area
Place: [CROCKETT_1] CROCKETT 112 [BUILDING]						
Area: 92,585 SqFt						
Billing Period: Jul 2018						
ELECTRIC	9,019.00 kWh	30,782 KBtu	0.332 KBtu/SqFt	\$1,615.87	\$0.179 /kWh	\$0.017 /SqFt
NATURALGAS	64.00 CCF	6,592 KBtu	0.071 KBtu/SqFt	\$171.61	\$2.681 /CCF	\$0.002 /SqFt
SEWER	191.00 CCF			\$644.62	\$3.375 /CCF	\$0.007 /SqFt
WATER	230.00 CCF			\$964.92	\$4.195 /CCF	\$0.010 /SqFt
Totals:		37,374 KBtu	0.404 KBtu/SqFt	\$3,397.02		

Energy

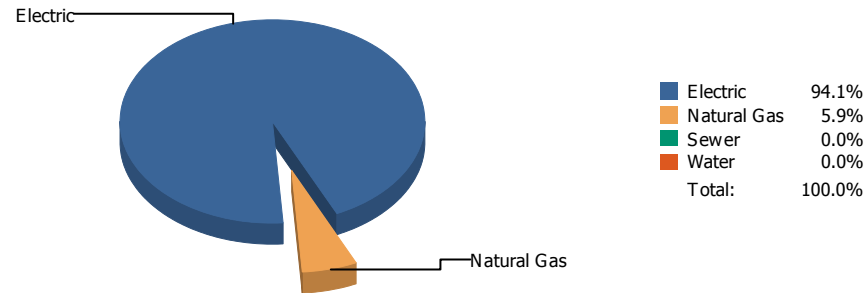


Cost

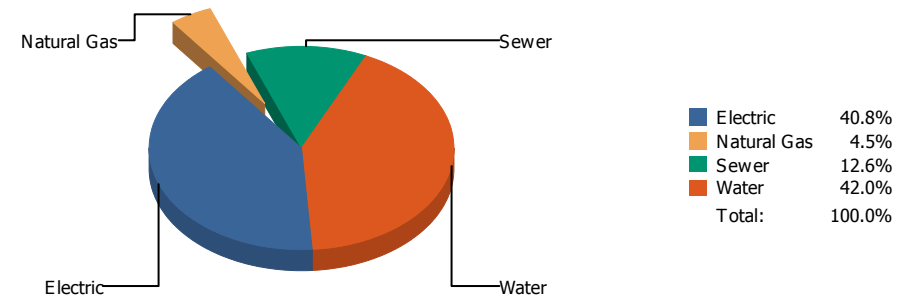


Commodity	Common Use	Energy Use	Energy Use / Area	Total Cost	Cost / Unit	Cost / Area
Place: [CROSBY] CROSBY 113 [BUILDING]						
Area: 83,100 SqFt						
Billing Period: Jul 2018						
ELECTRIC	13,187.00 kWh	45,007 KBtu	0.542 KBtu/SqFt	\$1,720.30	\$0.130 /kWh	\$0.021 /SqFt
NATURALGAS	137.00 CCF	14,111 KBtu	0.170 KBtu/SqFt	\$348.58	\$2.544 /CCF	\$0.004 /SqFt
SEWER	116.00 CCF			\$408.10	\$3.518 /CCF	\$0.005 /SqFt
WATER	175.00 CCF			\$592.27	\$3.384 /CCF	\$0.007 /SqFt
Totals:		59,118 KBtu	0.711 KBtu/SqFt	\$3,069.25		

Energy

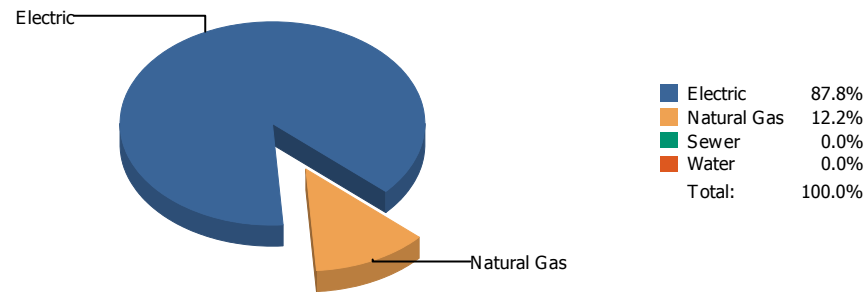


Cost

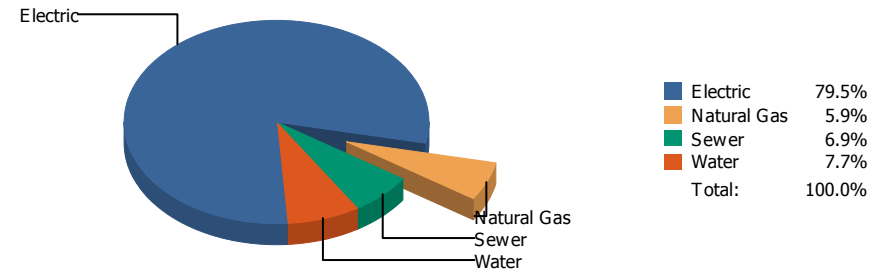


Commodity	Common Use	Energy Use	Energy Use / Area	Total Cost	Cost / Unit	Cost / Area
Place: [DOUGLASS] DOUGLASS 114 [BUILDING]						
Area: 86,903 SqFt						
Billing Period: Jul 2018						
ELECTRIC	18,249.00 kWh	62,284 KBtu	0.717 KBtu/SqFt	\$2,616.01	\$0.143 /kWh	\$0.030 /SqFt
NATURALGAS	38.00 CCF	3,914 KBtu	0.045 KBtu/SqFt	\$288.96	\$7.604 /CCF	\$0.003 /SqFt
SEWER	289.00 CCF			\$809.21	\$2.800 /CCF	\$0.009 /SqFt
WATER	576.00 CCF			\$2,692.40	\$4.674 /CCF	\$0.031 /SqFt
Totals:		66,198 KBtu	0.762 KBtu/SqFt	\$6,406.58		

Energy

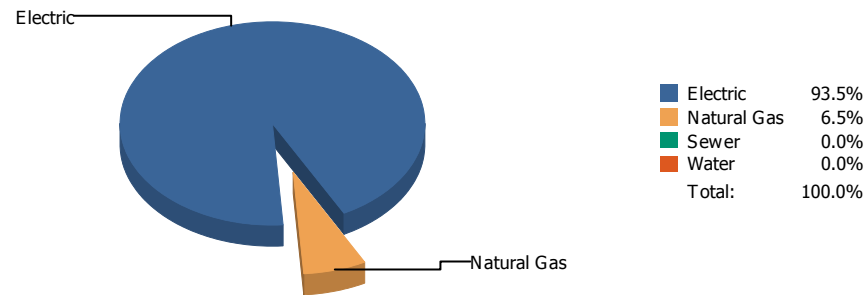


Cost

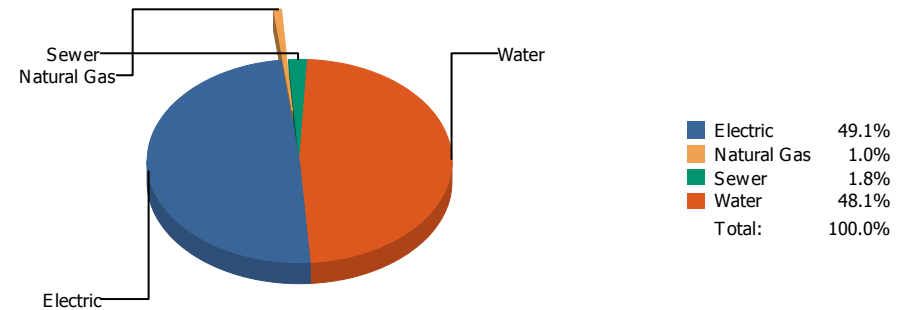


Commodity	Common Use	Energy Use	Energy Use / Area	Total Cost	Cost / Unit	Cost / Area
Place: [DOWELL] DOWELL 115 [BUILDING]						
Area: 55,801 SqFt						
Billing Period: Jul 2018						
ELECTRIC	12,999.00 kWh	44,366 KBtu	0.795 KBtu/SqFt	\$2,272.41	\$0.175 /kWh	\$0.041 /SqFt
NATURALGAS	60.00 CCF	6,180 KBtu	0.111 KBtu/SqFt	\$169.21	\$2.820 /CCF	\$0.003 /SqFt
SEWER	64.00 CCF			\$196.37	\$3.068 /CCF	\$0.004 /SqFt
WATER	58.00 CCF			\$220.01	\$3.793 /CCF	\$0.004 /SqFt
Totals:		50,546 KBtu	0.906 KBtu/SqFt	\$2,858.00		

Energy

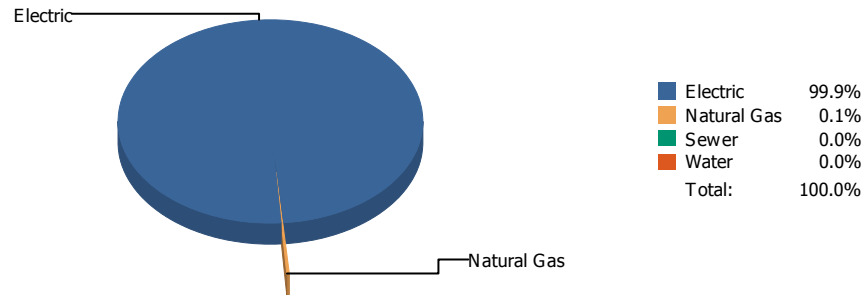


Cost

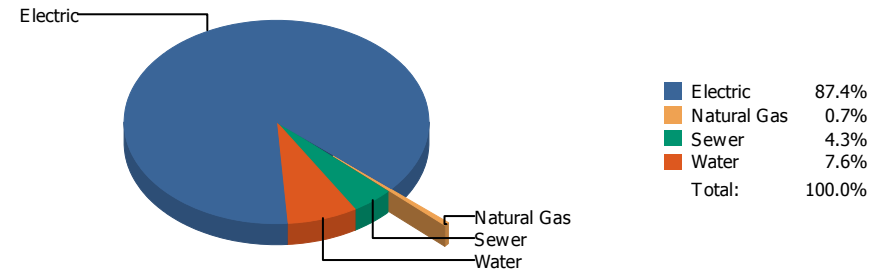


Commodity	Common Use	Energy Use	Energy Use / Area	Total Cost	Cost / Unit	Cost / Area
Place: [DRHORNEDOMIDDLESCHOOL_1] DR. HORNEDO MIDDLE SCHOOL 058 [BUILDING]						
Area: 184,871 SqFt						
Billing Period: Jul 2018						
ELECTRIC	66,789.00 kWh	227,951 KBtu	1.233 KBtu/SqFt	\$11,306.23	\$0.169 /kWh	\$0.061 /SqFt
NATURALGAS	155.00 CCF	15,965 KBtu	0.086 KBtu/SqFt	\$226.37	\$1.460 /CCF	\$0.001 /SqFt
SEWER	54.00 CCF			\$420.70	\$7.791 /CCF	\$0.002 /SqFt
WATER	2,100.00 CCF			\$11,079.47	\$5.276 /CCF	\$0.060 /SqFt
Totals:		243,916 KBtu	1.319 KBtu/SqFt	\$23,032.77		

Energy

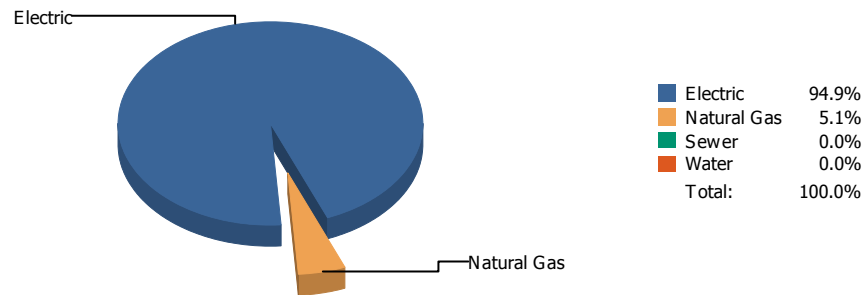


Cost

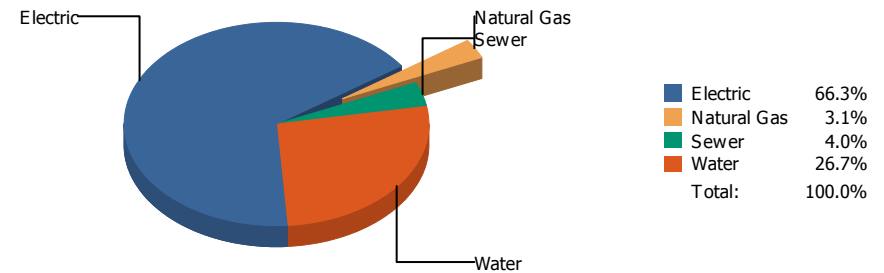


Commodity	Common Use	Energy Use	Energy Use / Area	Total Cost	Cost / Unit	Cost / Area
Place: [ED CENTER] ED CENTER 919 [BUILDING]						
Area: 220,243 SqFt						
Billing Period: Jul 2018						
ELECTRIC	317,874.00 kWh	1,084,904 KBtu	4.926 KBtu/SqFt	\$34,483.89	\$0.108 /kWh	\$0.156 /SqFt
NATURALGAS	15.00 CCF	1,545 KBtu	0.007 KBtu/SqFt	\$275.12	\$18.341 /CCF	\$0.001 /SqFt
SEWER	487.00 CCF			\$1,714.58	\$3.521 /CCF	\$0.008 /SqFt
WATER	928.00 CCF			\$2,993.62	\$3.226 /CCF	\$0.013 /SqFt
Totals:		1,086,449 KBtu	4.933 KBtu/SqFt	\$39,467.21		

Energy

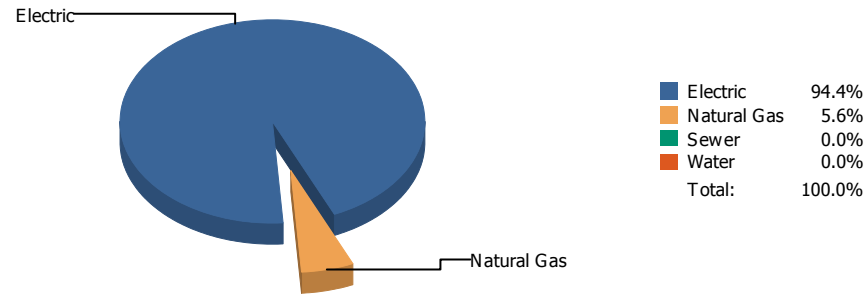


Cost

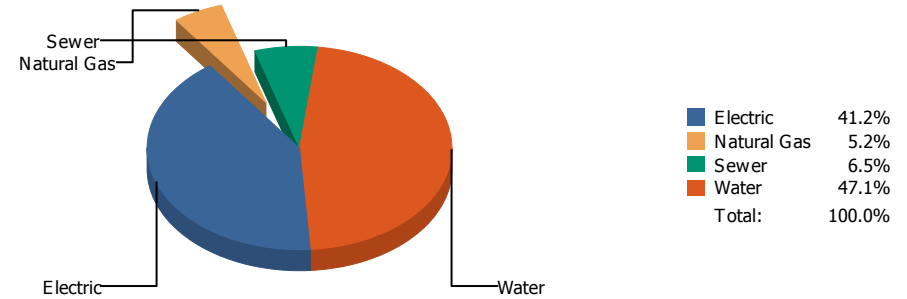


Commodity	Common Use	Energy Use	Energy Use / Area	Total Cost	Cost / Unit	Cost / Area
Place: [EL PASO] EL PASO HIGH 006 [BUILDING]						
Area: 236,062 SqFt						
Billing Period: Jul 2018						
ELECTRIC	126,581.00 kWh	432,021 KBtu	1.830 KBtu/SqFt	\$17,202.81	\$0.136 /kWh	\$0.072 /SqFt
NATURALGAS	225.00 CCF	23,175 KBtu	0.098 KBtu/SqFt	\$800.85	\$3.559 /CCF	\$0.003 /SqFt
SEWER	219.00 CCF			\$1,035.30	\$4.727 /CCF	\$0.004 /SqFt
WATER	1,448.00 CCF			\$6,917.64	\$4.777 /CCF	\$0.029 /SqFt
Totals:		455,196 KBtu	1.928 KBtu/SqFt	\$25,956.60		

Energy

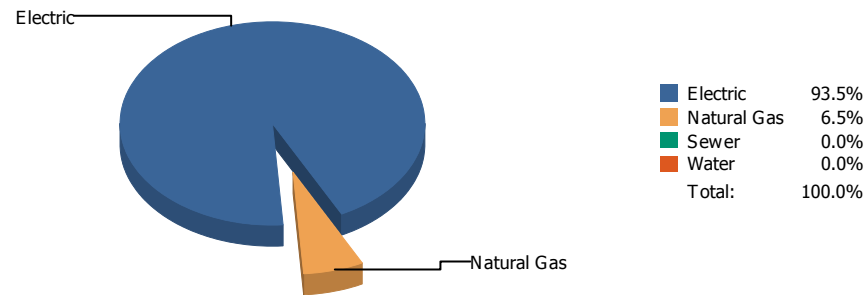


Cost

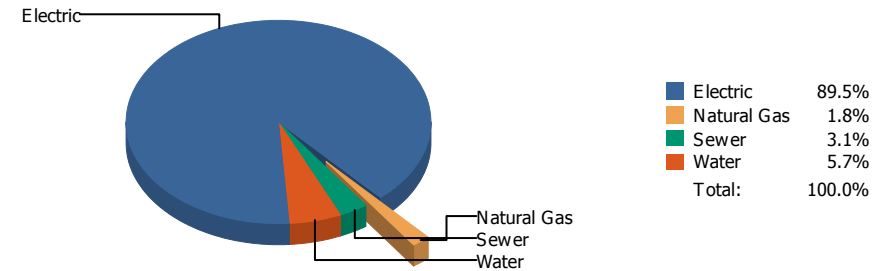


Commodity	Common Use	Energy Use	Energy Use / Area	Total Cost	Cost / Unit	Cost / Area
Place: [FANNIN] FANNIN 116 [BUILDING]						
Area: 73,291 SqFt						
Billing Period: Jul 2018						
ELECTRIC	22,080.00 kWh	75,359 KBtu	1.028 KBtu/SqFt	\$3,348.94	\$0.152 /kWh	\$0.046 /SqFt
NATURALGAS	43.00 CCF	4,429 KBtu	0.060 KBtu/SqFt	\$425.03	\$9.884 /CCF	\$0.006 /SqFt
SEWER	118.00 CCF			\$524.83	\$4.448 /CCF	\$0.007 /SqFt
WATER	1,258.00 CCF			\$3,823.89	\$3.040 /CCF	\$0.052 /SqFt
Totals:		79,788 KBtu	1.089 KBtu/SqFt	\$8,122.69		

Energy

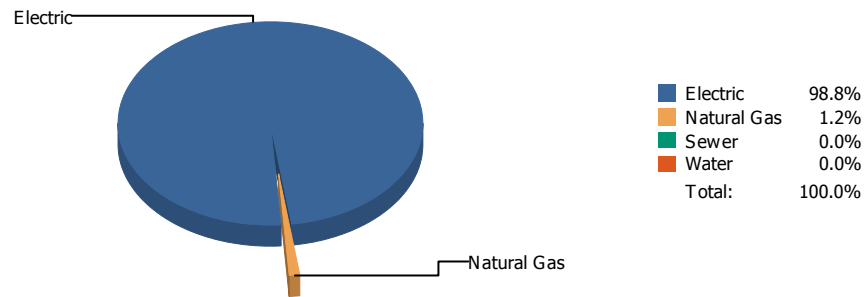


Cost

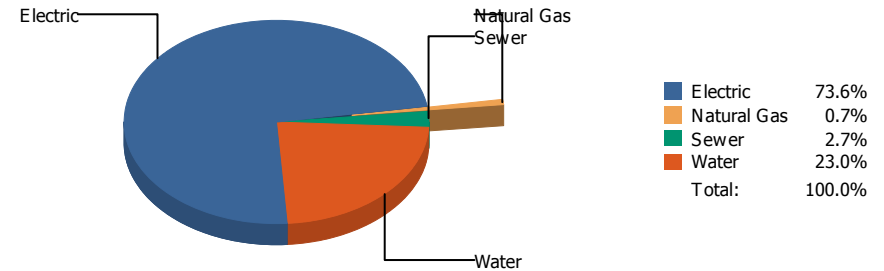


Commodity	Common Use	Energy Use	Energy Use / Area	Total Cost	Cost / Unit	Cost / Area
Place: [FRANKLIN] FRANKLIN HIGH SCHOOL 010 [BUILDING]						
Area: 329,377 SqFt						
Billing Period: Jul 2018						
ELECTRIC	242,035.00 kWh	826,065 KBtu	2.508 KBtu/SqFt	\$30,201.42	\$0.125 /kWh	\$0.091 /SqFt
NATURALGAS	556.00 CCF	57,268 KBtu	0.174 KBtu/SqFt	\$600.61	\$1.080 /CCF	\$0.002 /SqFt
SEWER	381.00 CCF			\$1,045.27	\$2.743 /CCF	\$0.003 /SqFt
WATER	665.00 CCF			\$1,907.15	\$2.868 /CCF	\$0.006 /SqFt
Totals:		883,333 KBtu	2.682 KBtu/SqFt	\$33,754.45		

Energy

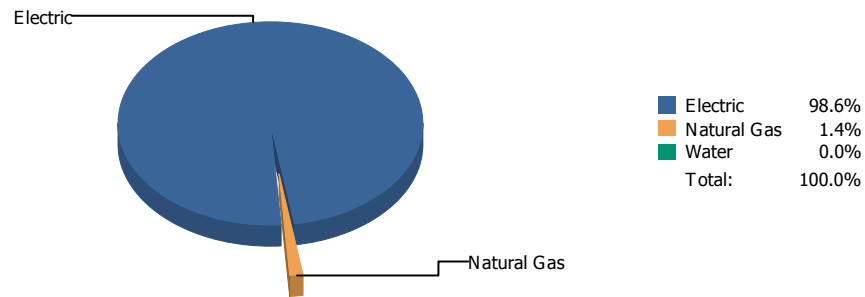


Cost

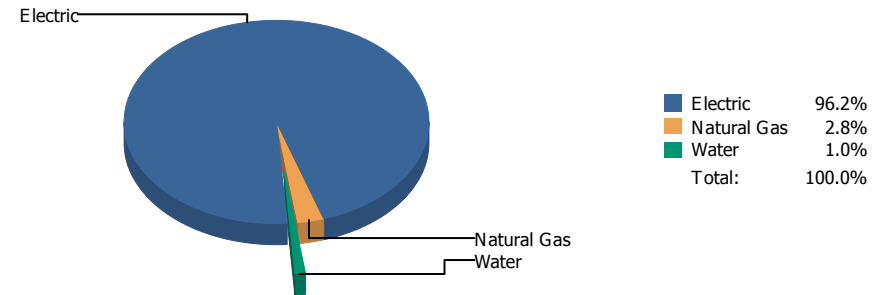


Commodity	Common Use	Energy Use	Energy Use / Area	Total Cost	Cost / Unit	Cost / Area
Place: [FRANKLIN9THGRADECENTER_2] FRANKLIN 9TH GRADE CENTER 053 [BUILDING]						
Area: 193,158 SqFt						
Billing Period: Jul 2018						
ELECTRIC	87,000.00 kWh	296,931 KBtu	1.537 KBtu/SqFt	\$16,174.99	\$0.186 /kWh	\$0.084 /SqFt
NATURALGAS	35.00 CCF	3,605 KBtu	0.019 KBtu/SqFt	\$154.13	\$4.404 /CCF	\$0.001 /SqFt
SEWER	143.00 CCF			\$590.69	\$4.131 /CCF	\$0.003 /SqFt
WATER	2,713.00 CCF			\$5,053.80	\$1.863 /CCF	\$0.026 /SqFt
Totals:		300,536 KBtu	1.556 KBtu/SqFt	\$21,973.61		

Energy

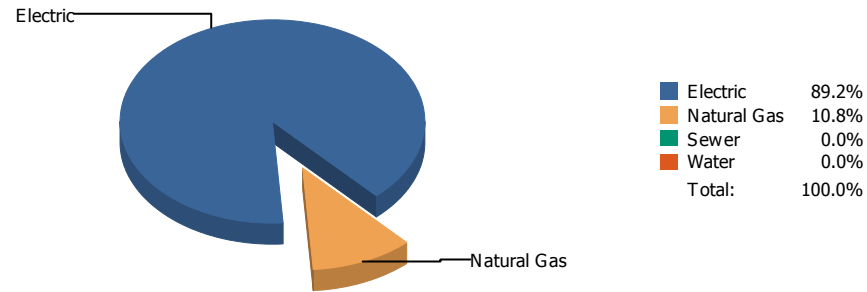


Cost

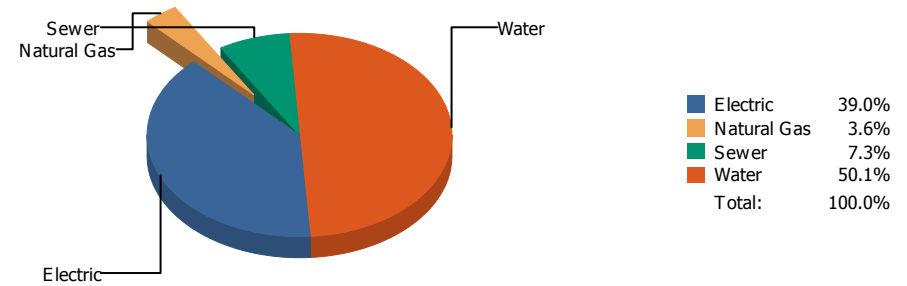


Commodity	Common Use	Energy Use	Energy Use / Area	Total Cost	Cost / Unit	Cost / Area
Place: [GAMBLE] JAMES GAMBLE WAREHOUSE [BUILDING]						
Area: 53,241 SqFt						
Billing Period: Jul 2018						
ELECTRIC	39,900.00 kWh	136,179 KBtu	2.558 KBtu/SqFt	\$5,055.23	\$0.127 /kWh	\$0.095 /SqFt
NATURALGAS	19.00 CCF	1,957 KBtu	0.037 KBtu/SqFt	\$144.54	\$7.607 /CCF	\$0.003 /SqFt
WATER	0.00 CCF			\$54.48	\$0.000 /CCF	\$0.001 /SqFt
Totals:		138,136 KBtu	2.595 KBtu/SqFt	\$5,254.25		

Energy

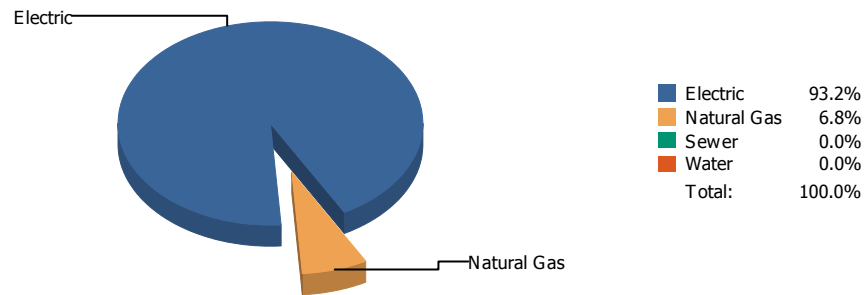


Cost

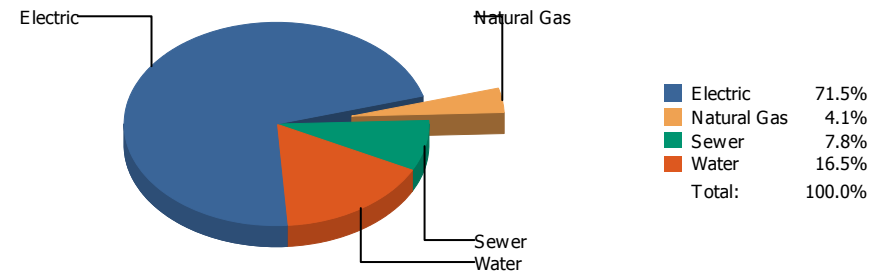


Commodity	Common Use	Energy Use	Energy Use / Area	Total Cost	Cost / Unit	Cost / Area
Place: [GREEN] GREEN ELEMENTARY SCHOOL 162 [BUILDING]						
Area: 88,156 SqFt						
Billing Period: Jul 2018						
ELECTRIC	25,500.00 kWh	87,032 KBtu	0.987 KBtu/SqFt	\$3,516.75	\$0.138 /kWh	\$0.040 /SqFt
NATURALGAS	102.00 CCF	10,506 KBtu	0.119 KBtu/SqFt	\$327.68	\$3.213 /CCF	\$0.004 /SqFt
SEWER	130.00 CCF			\$659.13	\$5.070 /CCF	\$0.007 /SqFt
WATER	755.00 CCF			\$4,517.78	\$5.984 /CCF	\$0.051 /SqFt
Totals:		97,538 KBtu	1.106 KBtu/SqFt	\$9,021.34		

Energy

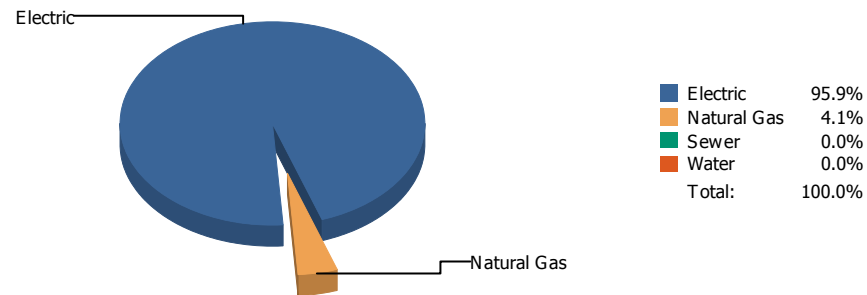


Cost

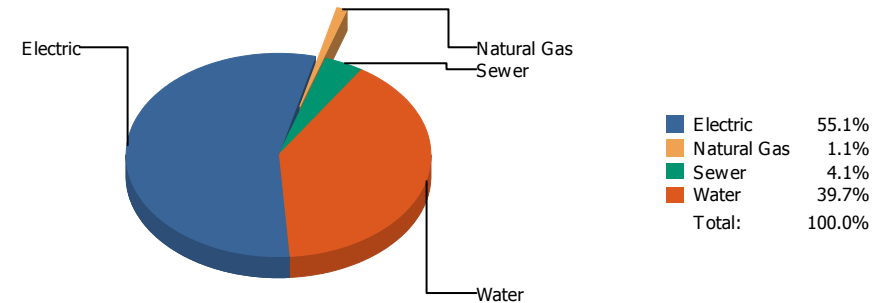


Commodity	Common Use	Energy Use	Energy Use / Area	Total Cost	Cost / Unit	Cost / Area
Place: [GUERRERO] ROSA GUERRERO ELEMENTARY 163 [BUILDING]						
Area: 88,641 SqFt						
Billing Period: Jul 2018						
ELECTRIC	29,180.00 kWh	99,591 KBtu	1.124 KBtu/SqFt	\$5,328.24	\$0.183 /kWh	\$0.060 /SqFt
NATURALGAS	71.00 CCF	7,313 KBtu	0.083 KBtu/SqFt	\$308.81	\$4.349 /CCF	\$0.003 /SqFt
SEWER	149.00 CCF			\$584.04	\$3.920 /CCF	\$0.006 /SqFt
WATER	543.00 CCF			\$1,227.38	\$2.260 /CCF	\$0.014 /SqFt
Totals:		106,904 KBtu	1.206 KBtu/SqFt	\$7,448.47		

Energy

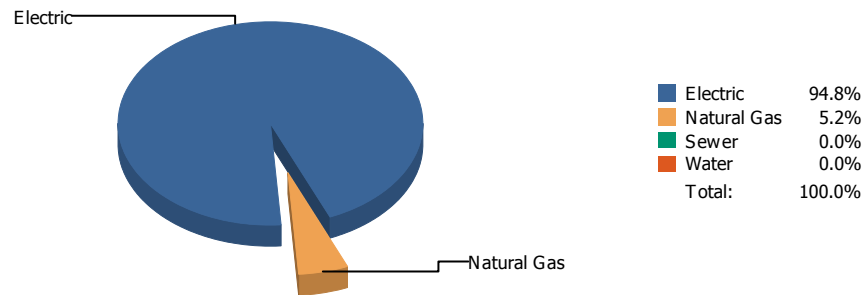


Cost

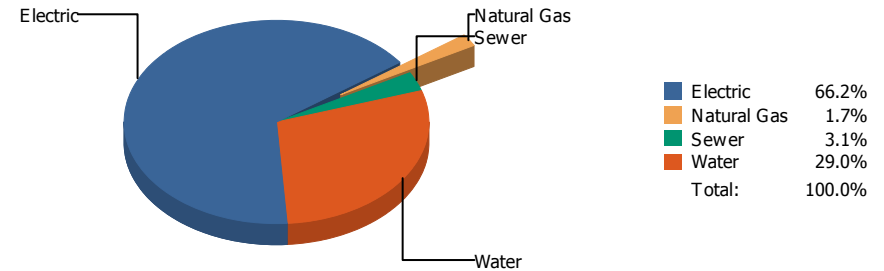


Commodity	Common Use	Energy Use	Energy Use / Area	Total Cost	Cost / Unit	Cost / Area
Place: [GUILLEN] GUILLEN 044 [BUILDING] Area: 223,773 SqFt Billing Period: Jul 2018						
ELECTRIC	63,430.00 kWh	216,487 KBtu	0.967 KBtu/SqFt	\$9,426.20	\$0.149 /kWh	\$0.042 /SqFt
NATURALGAS	90.00 CCF	9,270 KBtu	0.041 KBtu/SqFt	\$187.23	\$2.080 /CCF	\$0.001 /SqFt
SEWER	214.00 CCF			\$708.19	\$3.309 /CCF	\$0.003 /SqFt
WATER	1,610.00 CCF			\$6,781.99	\$4.212 /CCF	\$0.030 /SqFt
Totals:		225,757 KBtu	1.009 KBtu/SqFt	\$17,103.61		

Energy

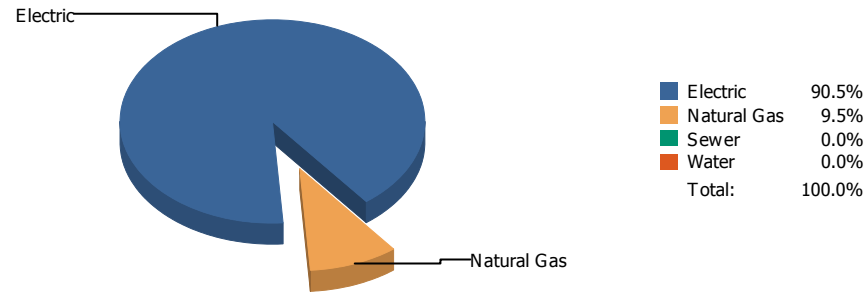


Cost

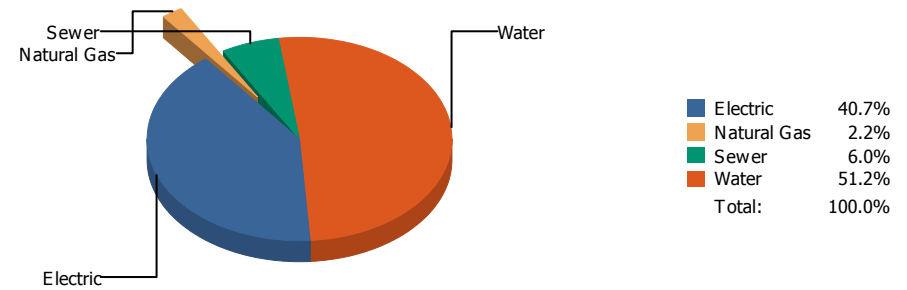


Commodity	Common Use	Energy Use	Energy Use / Area	Total Cost	Cost / Unit	Cost / Area
Place: [HART] HART 118 [BUILDING] Area: 63,357 SqFt Billing Period: Jul 2018						
ELECTRIC	43,560.00 kWh	148,670 KBtu	2.347 KBtu/SqFt	\$6,834.17	\$0.157 /kWh	\$0.108 /SqFt
NATURALGAS	79.00 CCF	8,137 KBtu	0.128 KBtu/SqFt	\$180.68	\$2.287 /CCF	\$0.003 /SqFt
SEWER	58.00 CCF			\$316.96	\$5.465 /CCF	\$0.005 /SqFt
WATER	520.00 CCF			\$2,993.06	\$5.756 /CCF	\$0.047 /SqFt
Totals:		156,807 KBtu	2.475 KBtu/SqFt	\$10,324.87		

Energy

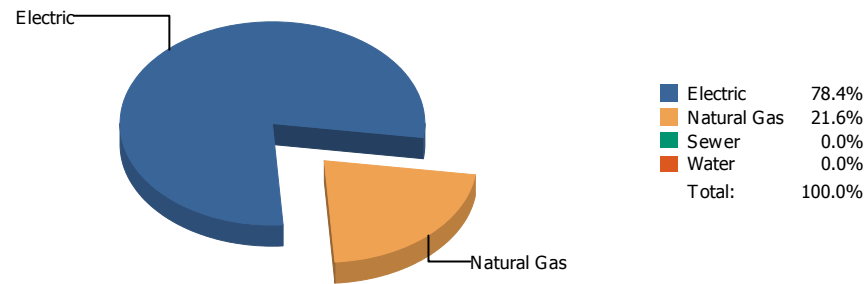


Cost

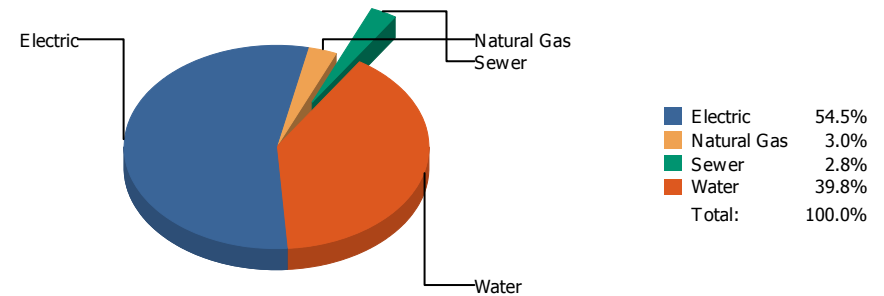


Commodity	Common Use	Energy Use	Energy Use / Area	Total Cost	Cost / Unit	Cost / Area
Place: [HAWKINS] HAWKINS 119 [BUILDING] Area: 57,207 SqFt Billing Period: Jul 2018						
ELECTRIC	26,584.00 kWh	90,731 KBtu	1.586 KBtu/SqFt	\$3,507.66	\$0.132 /kWh	\$0.061 /SqFt
NATURALGAS	92.00 CCF	9,476 KBtu	0.166 KBtu/SqFt	\$188.43	\$2.048 /CCF	\$0.003 /SqFt
SEWER	172.00 CCF			\$515.06	\$2.995 /CCF	\$0.009 /SqFt
WATER	764.00 CCF			\$4,412.88	\$5.776 /CCF	\$0.077 /SqFt
Totals:		100,207 KBtu	1.752 KBtu/SqFt	\$8,624.03		

Energy

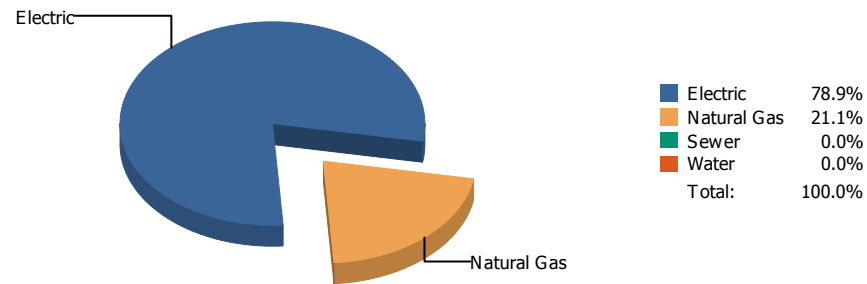


Cost

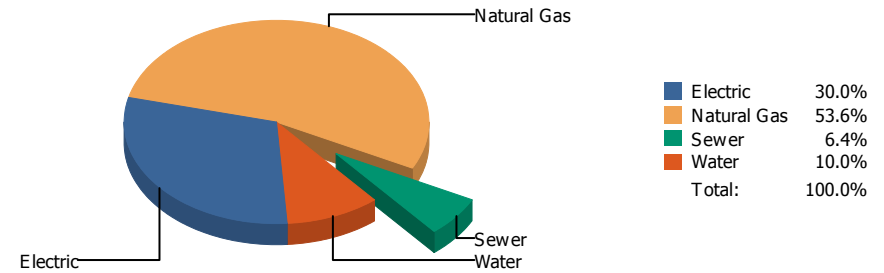


Commodity	Common Use	Energy Use	Energy Use / Area	Total Cost	Cost / Unit	Cost / Area
Place: [HENDERSO] HENDERSON 041 [BUILDING]						
Area: 145,254 SqFt						
Billing Period: Jul 2018						
ELECTRIC	40,457.00 kWh	138,080 KBtu	0.951 KBtu/SqFt	\$6,541.09	\$0.162 /kWh	\$0.045 /SqFt
NATURALGAS	370.00 CCF	38,110 KBtu	0.262 KBtu/SqFt	\$355.83	\$0.962 /CCF	\$0.002 /SqFt
SEWER	124.00 CCF			\$330.11	\$2.662 /CCF	\$0.002 /SqFt
WATER	1,147.00 CCF			\$4,770.17	\$4.159 /CCF	\$0.033 /SqFt
Totals:		176,190 KBtu	1.213 KBtu/SqFt	\$11,997.20		

Energy

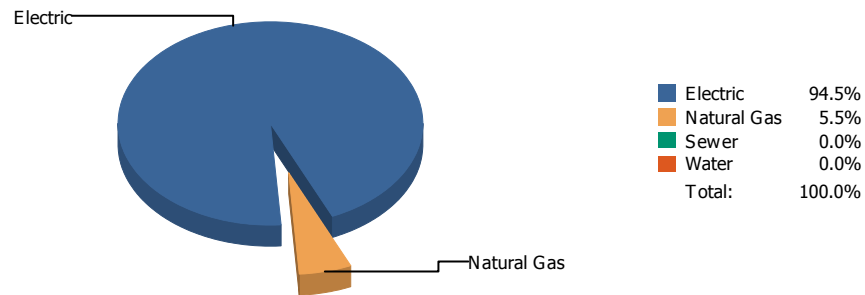


Cost

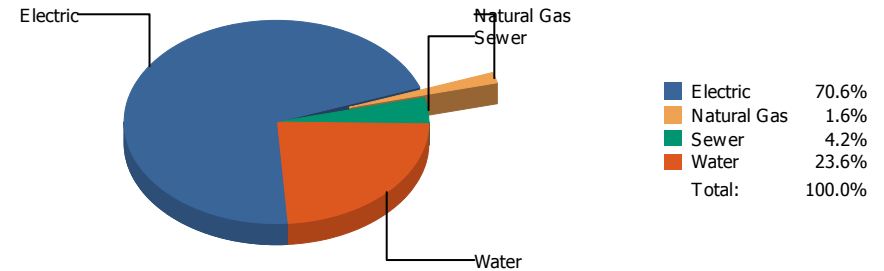


Commodity	Common Use	Energy Use	Energy Use / Area	Total Cost	Cost / Unit	Cost / Area
Place: [HERCULES] HERCULES COTTAGES 141A [BUILDING]						
Area: 10,160 SqFt						
Billing Period: Jul 2018						
ELECTRIC	564.00 kWh	1,925 KBtu	0.189 KBtu/SqFt	\$373.62	\$0.662 /kWh	\$0.037 /SqFt
NATURALGAS	5.00 CCF	515 KBtu	0.051 KBtu/SqFt	\$668.26	\$133.652 /CCF	\$0.065 /SqFt
SEWER	18.00 CCF			\$79.80	\$4.433 /CCF	\$0.008 /SqFt
WATER	34.00 CCF			\$124.70	\$3.668 /CCF	\$0.012 /SqFt
Totals:		2,440 KBtu	0.240 KBtu/SqFt	\$1,246.38		

Energy



Cost



Commodity	Common Use	Energy Use	Energy Use / Area	Total Cost	Cost / Unit	Cost / Area
Place: [HERRERA_1] HERRERA ELEMENTARY 174 [BUILDING]						
Area: 86,275 SqFt						
Billing Period: Jul 2018						
ELECTRIC	61,800.00 kWh	210,923 KBtu	2.445 KBtu/SqFt	\$8,905.54	\$0.144 /kWh	\$0.103 /SqFt
NATURALGAS	119.00 CCF	12,257 KBtu	0.142 KBtu/SqFt	\$204.70	\$1.720 /CCF	\$0.002 /SqFt
SEWER	111.00 CCF			\$529.57	\$4.771 /CCF	\$0.006 /SqFt
WATER	533.00 CCF			\$2,971.60	\$5.575 /CCF	\$0.034 /SqFt
Totals:		223,180 KBtu	2.587 KBtu/SqFt	\$12,611.41		

Energy

Electric



■ Electric 100.0%
Total: 100.0%

Cost

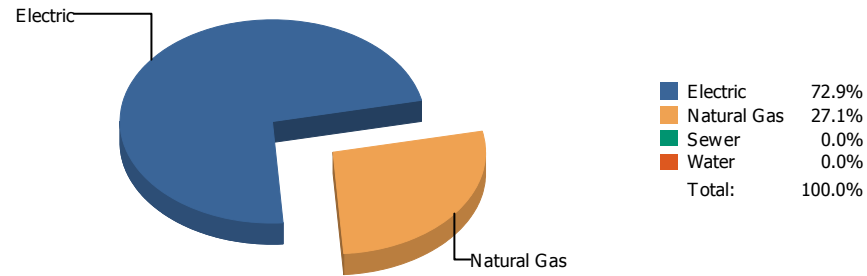
Electric



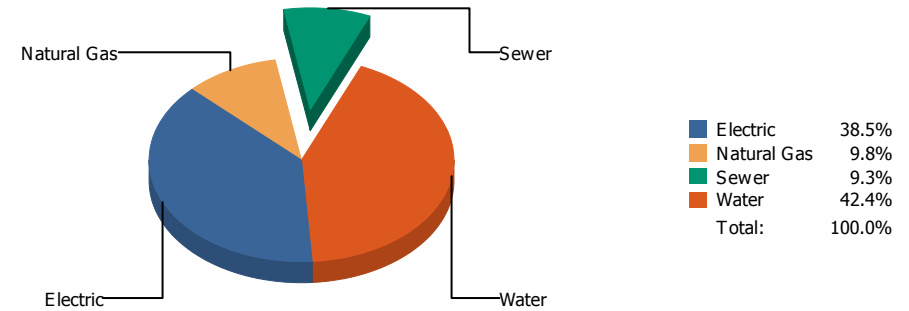
■ Electric 100.0%
Total: 100.0%

Commodity	Common Use	Energy Use	Energy Use / Area	Total Cost	Cost / Unit	Cost / Area
Place: [HIGHLAND] HIGHLAND/ANNEX 120 [BUILDING]						
Area: 33,705 SqFt						
Billing Period: Jul 2018						
ELECTRIC	30,040.00 kWh	102,527 KBtu	3.042 KBtu/SqFt	\$2,550.16	\$0.085 /kWh	\$0.076 /SqFt
Totals:		102,527 KBtu	3.042 KBtu/SqFt	\$2,550.16		

Energy

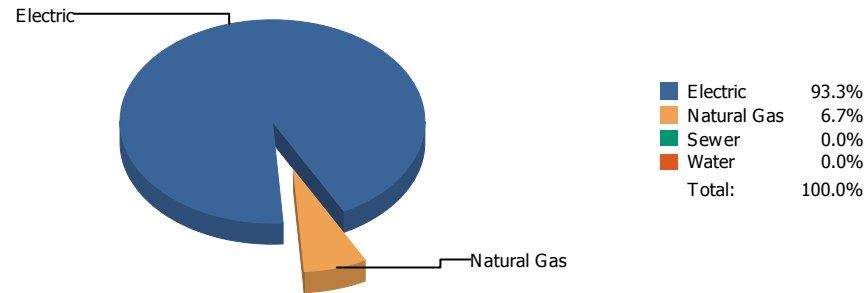


Cost

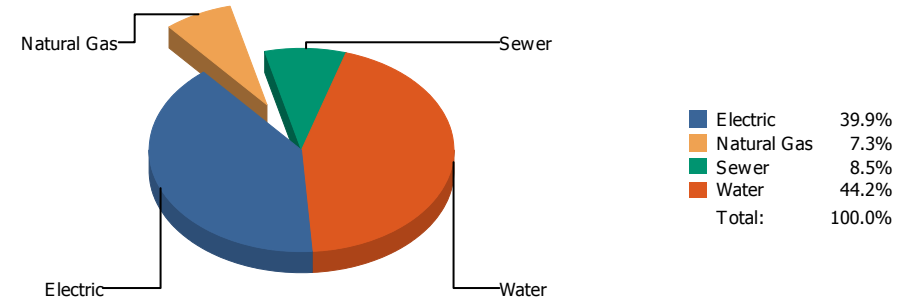


Commodity	Common Use	Energy Use	Energy Use / Area	Total Cost	Cost / Unit	Cost / Area
Place: [HILLSIDE] HILLSIDE 121 [BUILDING] Area: 80,656 SqFt Billing Period: Jul 2018						
ELECTRIC	16,979.00 kWh	57,949 KBtu	0.718 KBtu/SqFt	\$2,053.65	\$0.121 /kWh	\$0.025 /SqFt
NATURALGAS	209.00 CCF	21,527 KBtu	0.267 KBtu/SqFt	\$524.99	\$2.512 /CCF	\$0.006 /SqFt
SEWER	104.00 CCF			\$498.09	\$4.789 /CCF	\$0.006 /SqFt
WATER	463.00 CCF			\$2,263.95	\$4.890 /CCF	\$0.028 /SqFt
Totals:		79,476 KBtu	0.985 KBtu/SqFt	\$5,340.68		

Energy

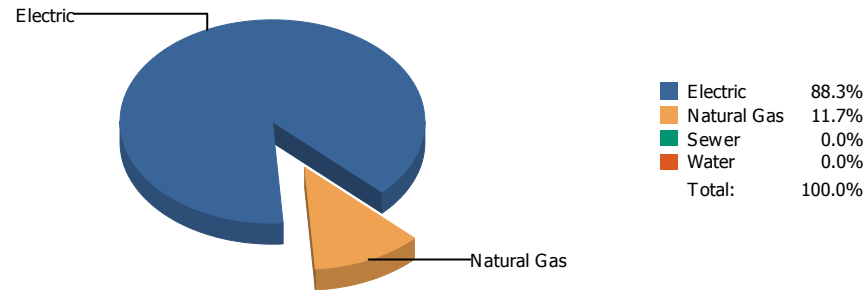


Cost

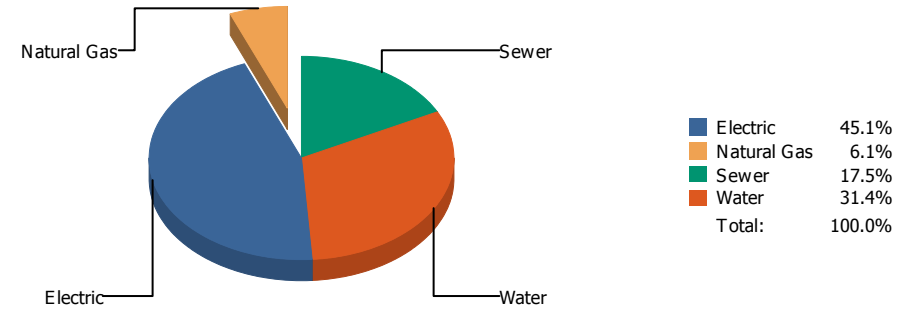


Commodity	Common Use	Energy Use	Energy Use / Area	Total Cost	Cost / Unit	Cost / Area
Place: [HOUSTON] HOUSTON 122 [BUILDING] Area: 84,178 SqFt Billing Period: Jul 2018						
ELECTRIC	18,800.00 kWh	64,164 KBtu	0.762 KBtu/SqFt	\$2,318.93	\$0.123 /kWh	\$0.028 /SqFt
NATURALGAS	45.00 CCF	4,635 KBtu	0.055 KBtu/SqFt	\$426.24	\$9.472 /CCF	\$0.005 /SqFt
SEWER	95.00 CCF			\$496.04	\$5.221 /CCF	\$0.006 /SqFt
WATER	854.00 CCF			\$2,564.37	\$3.003 /CCF	\$0.030 /SqFt
Totals:		68,799 KBtu	0.817 KBtu/SqFt	\$5,805.58		

Energy

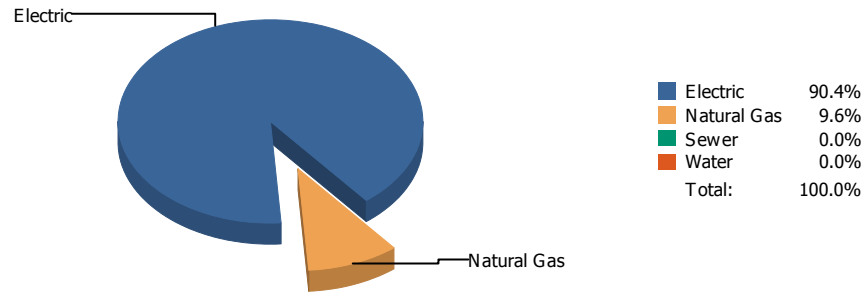


Cost

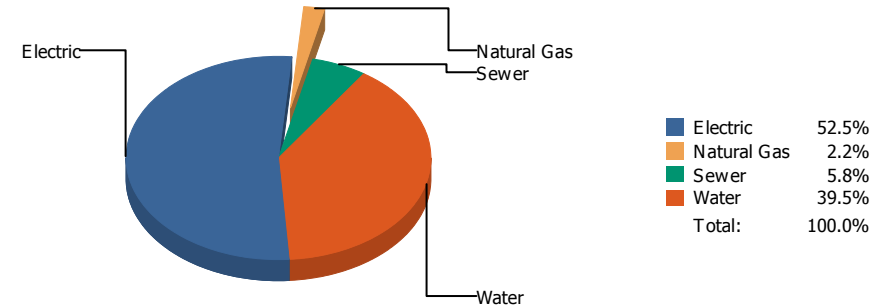


Commodity	Common Use	Energy Use	Energy Use / Area	Total Cost	Cost / Unit	Cost / Area
Place: [HUGHEY] HUGHEY 123 [BUILDING] Area: 74,815 SqFt Billing Period: Jul 2018						
ELECTRIC	16,580.00 kWh	56,588 KBtu	0.756 KBtu/SqFt	\$3,280.46	\$0.198 /kWh	\$0.044 /SqFt
NATURALGAS	73.00 CCF	7,519 KBtu	0.101 KBtu/SqFt	\$443.08	\$6.070 /CCF	\$0.006 /SqFt
SEWER	461.00 CCF			\$1,273.23	\$2.762 /CCF	\$0.017 /SqFt
WATER	821.00 CCF			\$2,281.88	\$2.779 /CCF	\$0.030 /SqFt
Totals:		64,107 KBtu	0.857 KBtu/SqFt	\$7,278.65		

Energy

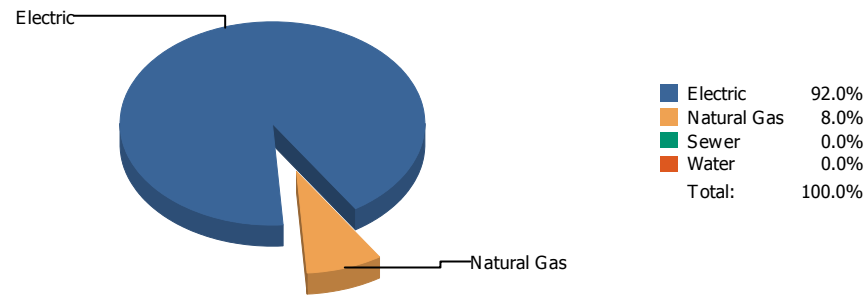


Cost

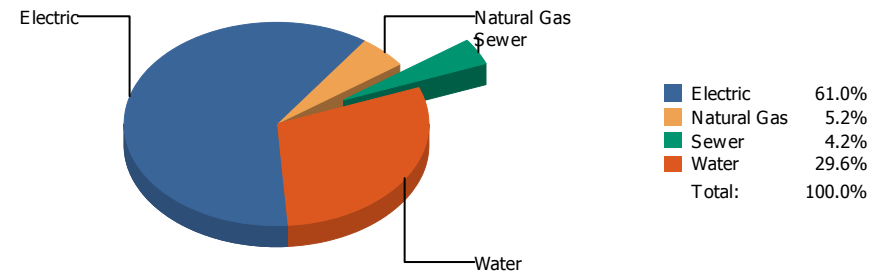


Commodity	Common Use	Energy Use	Energy Use / Area	Total Cost	Cost / Unit	Cost / Area
Place: [IRVIN] IRVIN 008 [BUILDING]						
Area: 303,804 SqFt						
Billing Period: Jul 2018						
ELECTRIC	92,747.00 kWh	316,546 KBtu	1.042 KBtu/SqFt	\$11,178.36	\$0.121 /kWh	\$0.036 /SqFt
NATURALGAS	326.00 CCF	33,578 KBtu	0.111 KBtu/SqFt	\$462.37	\$1.418 /CCF	\$0.001 /SqFt
SEWER	538.00 CCF			\$1,233.76	\$2.293 /CCF	\$0.004 /SqFt
WATER	1,934.00 CCF			\$8,404.91	\$4.346 /CCF	\$0.028 /SqFt
Totals:		350,124 KBtu	1.152 KBtu/SqFt	\$21,279.40		

Energy

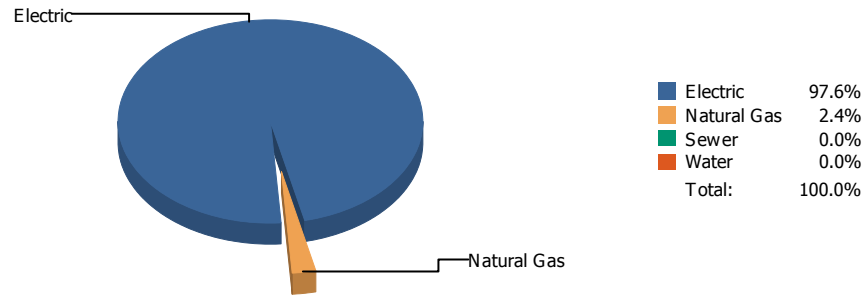


Cost

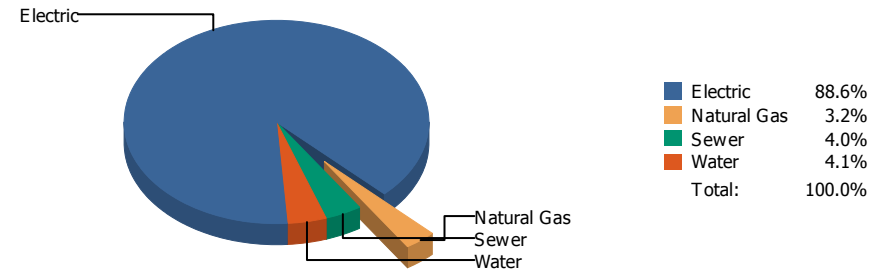


Commodity	Common Use	Energy Use	Energy Use / Area	Total Cost	Cost / Unit	Cost / Area
Place: [JEFFERSN] JEFFERSON 009 [BUILDING]						
Area: 257,708 SqFt						
Billing Period: Jul 2018						
ELECTRIC	118,712.00 kWh	405,164 KBtu	1.572 KBtu/SqFt	\$14,944.61	\$0.126 /kWh	\$0.057 /SqFt
NATURALGAS	343.00 CCF	35,329 KBtu	0.137 KBtu/SqFt	\$1,270.89	\$3.705 /CCF	\$0.005 /SqFt
SEWER	272.00 CCF			\$1,035.84	\$3.808 /CCF	\$0.004 /SqFt
WATER	1,881.00 CCF			\$7,262.50	\$3.861 /CCF	\$0.028 /SqFt
Totals:		440,493 KBtu	1.709 KBtu/SqFt	\$24,513.84		

Energy

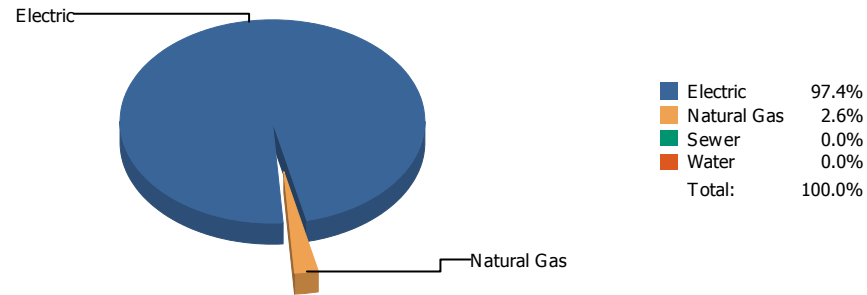


Cost

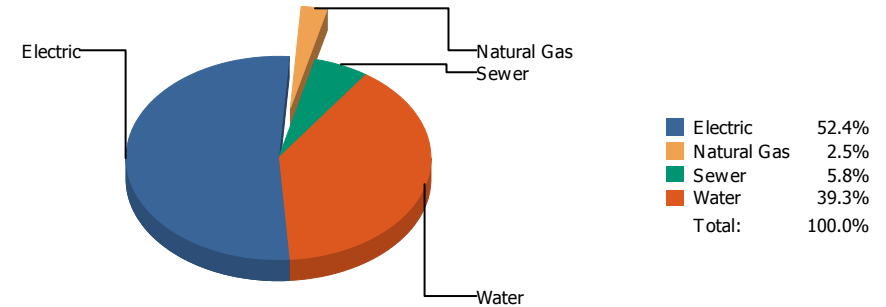


Commodity	Common Use	Energy Use	Energy Use / Area	Total Cost	Cost / Unit	Cost / Area
Place: [JOHNSON] L.B. JOHNSON 155 [BUILDING]						
Area: 87,993 SqFt						
Billing Period: Jul 2018						
ELECTRIC	66,700.00 kWh	227,647 KBtu	2.587 KBtu/SqFt	\$8,164.32	\$0.122 /kWh	\$0.093 /SqFt
NATURALGAS	55.00 CCF	5,665 KBtu	0.064 KBtu/SqFt	\$299.22	\$5.440 /CCF	\$0.003 /SqFt
SEWER	87.00 CCF			\$372.35	\$4.280 /CCF	\$0.004 /SqFt
WATER	75.00 CCF			\$373.98	\$4.986 /CCF	\$0.004 /SqFt
Totals:		233,312 KBtu	2.651 KBtu/SqFt	\$9,209.87		

Energy

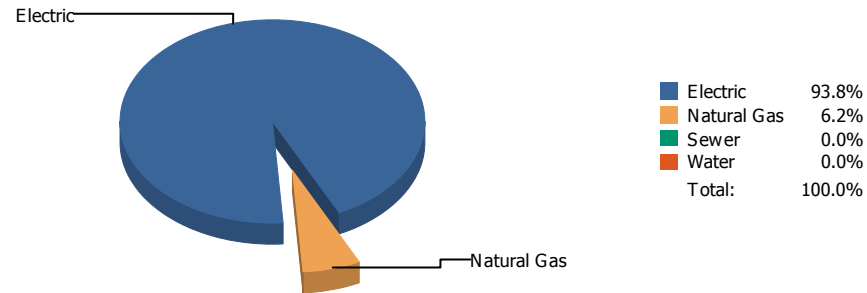


Cost

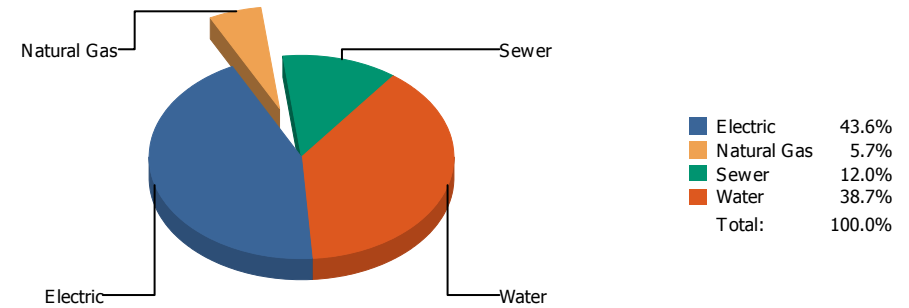


Commodity	Common Use	Energy Use	Energy Use / Area	Total Cost	Cost / Unit	Cost / Area
Place: [KOHLBERG] KOHLBERG ELEMENTARY [BUILDING]						
Area: 99,884 SqFt						
Billing Period: Jul 2018						
ELECTRIC	30,660.00 kWh	104,643 KBtu	1.048 KBtu/SqFt	\$5,894.11	\$0.192 /kWh	\$0.059 /SqFt
NATURALGAS	27.00 CCF	2,781 KBtu	0.028 KBtu/SqFt	\$282.34	\$10.457 /CCF	\$0.003 /SqFt
SEWER	197.00 CCF			\$656.58	\$3.333 /CCF	\$0.007 /SqFt
WATER	860.00 CCF			\$4,423.91	\$5.144 /CCF	\$0.044 /SqFt
Totals:		107,424 KBtu	1.075 KBtu/SqFt	\$11,256.94		

Energy

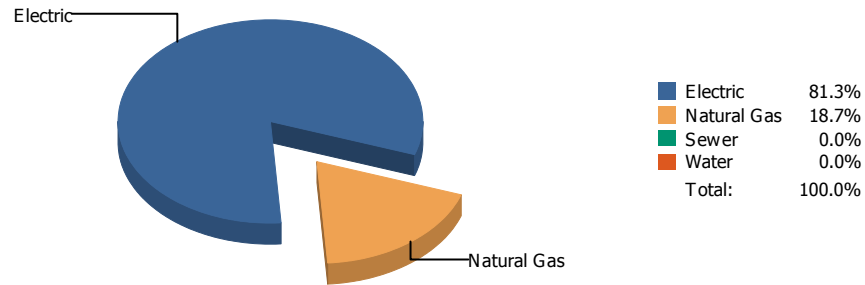


Cost

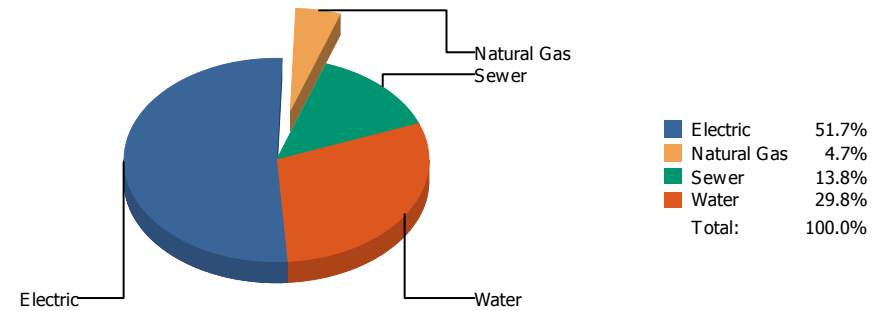


Commodity	Common Use	Energy Use	Energy Use / Area	Total Cost	Cost / Unit	Cost / Area
Place: [LAMAR] LAMAR 125 [BUILDING] Area: 76,252 SqFt Billing Period: Jul 2018						
ELECTRIC	15,000.00 kWh	51,195 KBtu	0.671 KBtu/SqFt	\$3,194.46	\$0.213 /kWh	\$0.042 /SqFt
NATURALGAS	33.00 CCF	3,399 KBtu	0.045 KBtu/SqFt	\$419.01	\$12.697 /CCF	\$0.005 /SqFt
SEWER	195.00 CCF			\$878.08	\$4.503 /CCF	\$0.011 /SqFt
WATER	547.00 CCF			\$2,838.12	\$5.189 /CCF	\$0.037 /SqFt
Totals:		54,594 KBtu	0.716 KBtu/SqFt	\$7,329.67		

Energy

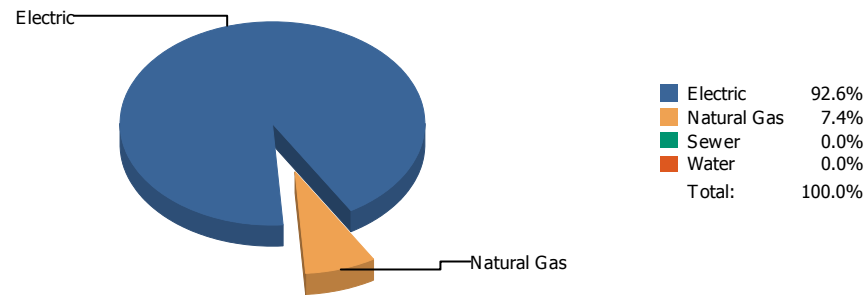


Cost

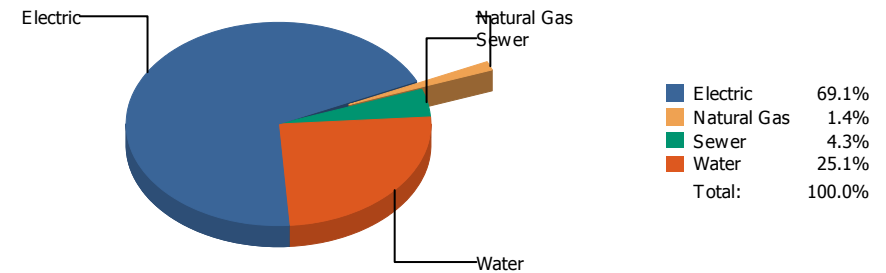


Commodity	Common Use	Energy Use	Energy Use / Area	Total Cost	Cost / Unit	Cost / Area
Place: [LEE] LEE 150 [BUILDING] Area: 78,368 SqFt Billing Period: Jul 2018						
ELECTRIC	14,550.00 kWh	49,659 KBtu	0.634 KBtu/SqFt	\$2,184.33	\$0.150 /kWh	\$0.028 /SqFt
NATURALGAS	111.00 CCF	11,433 KBtu	0.146 KBtu/SqFt	\$199.85	\$1.800 /CCF	\$0.003 /SqFt
SEWER	101.00 CCF			\$584.60	\$5.788 /CCF	\$0.007 /SqFt
WATER	224.00 CCF			\$1,258.09	\$5.616 /CCF	\$0.016 /SqFt
Totals:		61,092 KBtu	0.780 KBtu/SqFt	\$4,226.87		

Energy

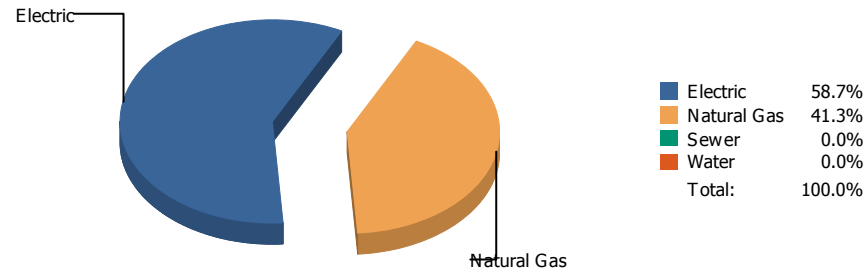


Cost

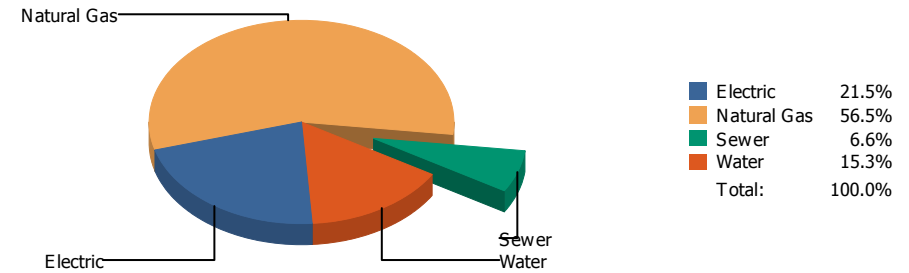


Commodity	Common Use	Energy Use	Energy Use / Area	Total Cost	Cost / Unit	Cost / Area
Place: [LINCOLN] LINCOLN 051 [BUILDING]						
Area: 163,678 SqFt						
Billing Period: Jul 2018						
ELECTRIC	104,150.00 kWh	355,464 KBtu	2.172 KBtu/SqFt	\$14,372.52	\$0.138 /kWh	\$0.088 /SqFt
NATURALGAS	275.00 CCF	28,325 KBtu	0.173 KBtu/SqFt	\$298.63	\$1.086 /CCF	\$0.002 /SqFt
SEWER	365.00 CCF			\$903.33	\$2.475 /CCF	\$0.006 /SqFt
WATER	1,236.00 CCF			\$5,213.19	\$4.218 /CCF	\$0.032 /SqFt
Totals:		383,789 KBtu	2.345 KBtu/SqFt	\$20,787.67		

Energy

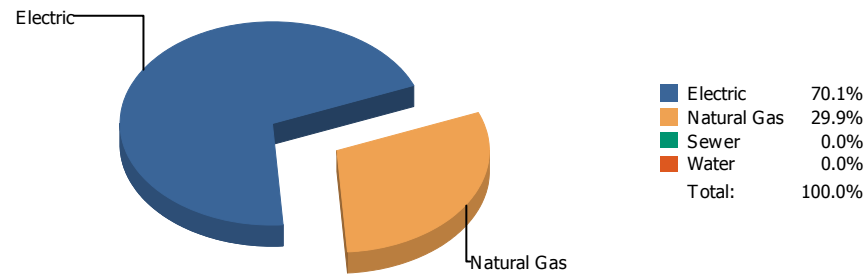


Cost

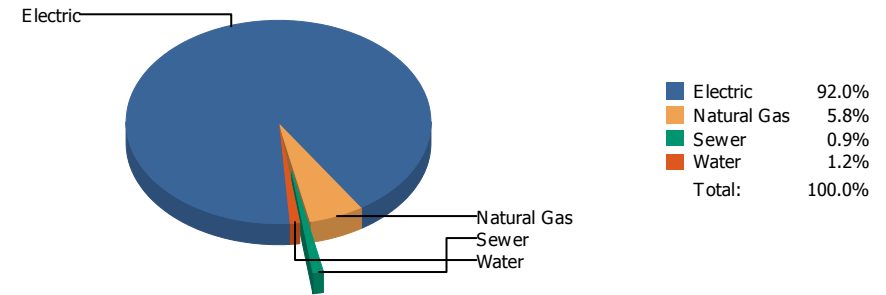


Commodity	Common Use	Energy Use	Energy Use / Area	Total Cost	Cost / Unit	Cost / Area
Place: [LIVE MAT] LIVE MATERIAL CENTER 929 [BUILDING]						
Area: 2,483 SqFt						
Billing Period: Jul 2018						
ELECTRIC	557.00 kWh	1,901 KBtu	0.766 KBtu/SqFt	\$104.36	\$0.187 /kWh	\$0.042 /SqFt
NATURALGAS	13.00 CCF	1,339 KBtu	0.539 KBtu/SqFt	\$273.91	\$21.070 /CCF	\$0.110 /SqFt
SEWER	1.00 CCF			\$32.19	\$32.190 /CCF	\$0.013 /SqFt
WATER	18.00 CCF			\$74.26	\$4.126 /CCF	\$0.030 /SqFt
Totals:		3,240 KBtu	1.305 KBtu/SqFt	\$484.72		

Energy

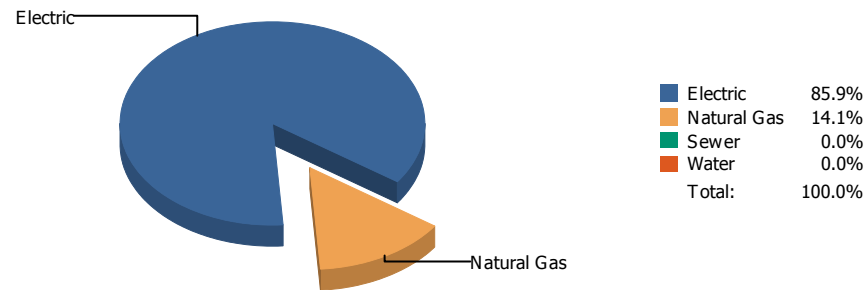


Cost

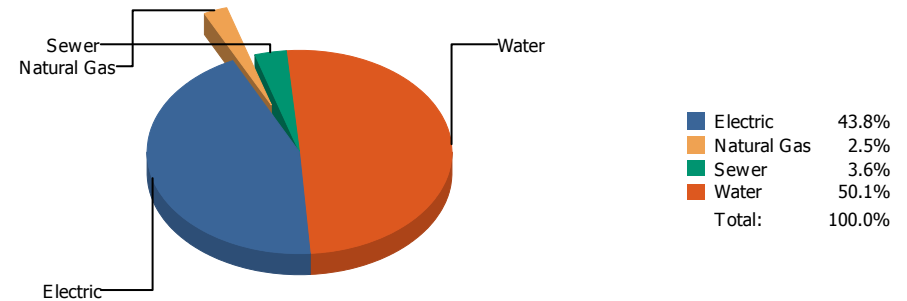


Commodity	Common Use	Energy Use	Energy Use / Area	Total Cost	Cost / Unit	Cost / Area
Place: [LOGAN] LOGAN 128 [BUILDING] Area: 72,248 SqFt Billing Period: Jul 2018						
ELECTRIC	59,800.00 kWh	204,097 KBtu	2.825 KBtu/SqFt	\$10,046.90	\$0.168 /kWh	\$0.139 /SqFt
NATURALGAS	844.00 CCF	86,932 KBtu	1.203 KBtu/SqFt	\$633.84	\$0.751 /CCF	\$0.009 /SqFt
SEWER	5.00 CCF			\$102.82	\$20.564 /CCF	\$0.001 /SqFt
WATER	11.00 CCF			\$131.66	\$11.969 /CCF	\$0.002 /SqFt
Totals:		291,029 KBtu	4.028 KBtu/SqFt	\$10,915.22		

Energy

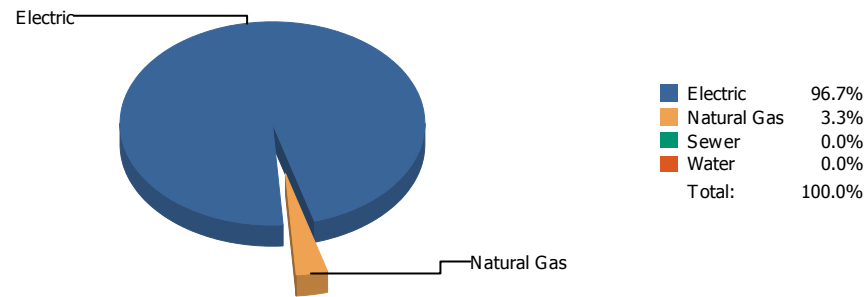


Cost

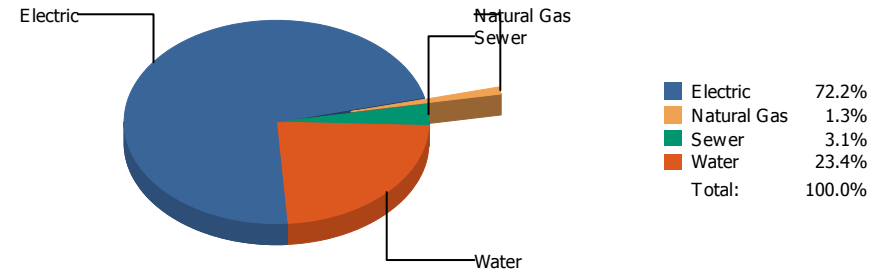


Commodity	Common Use	Energy Use	Energy Use / Area	Total Cost	Cost / Unit	Cost / Area
Place: [LUNDY_2] LUNDY 177 [BUILDING]						
Area: 112,731 SqFt						
Billing Period: Jul 2018						
ELECTRIC	39,800.00 kWh	135,837 KBtu	1.205 KBtu/SqFt	\$7,053.83	\$0.177 /kWh	\$0.063 /SqFt
NATURALGAS	217.00 CCF	22,351 KBtu	0.198 KBtu/SqFt	\$396.75	\$1.828 /CCF	\$0.003 /SqFt
SEWER	134.00 CCF			\$573.50	\$4.280 /CCF	\$0.005 /SqFt
WATER	1,517.00 CCF			\$8,070.88	\$5.320 /CCF	\$0.072 /SqFt
Totals:		158,188 KBtu	1.403 KBtu/SqFt	\$16,094.96		

Energy

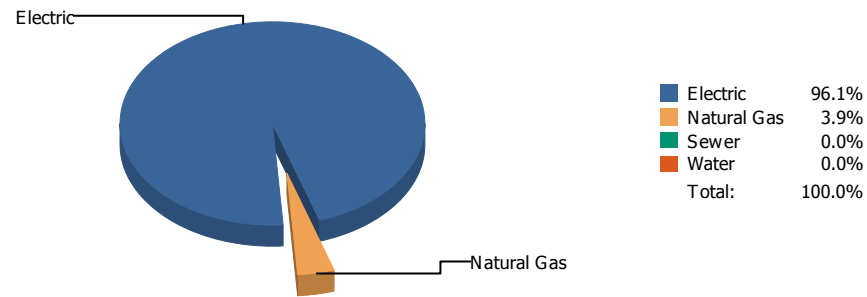


Cost

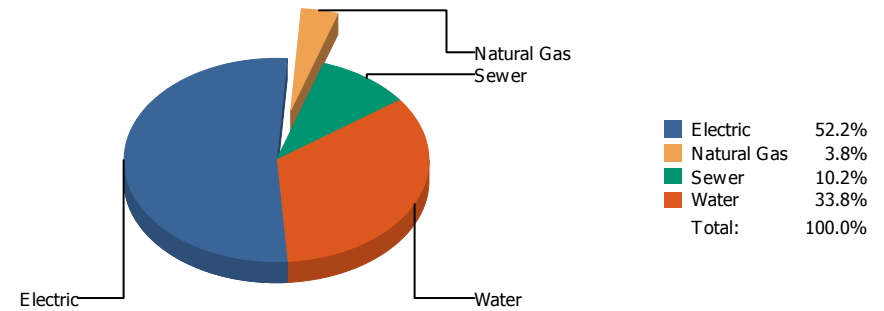


Commodity	Common Use	Energy Use	Energy Use / Area	Total Cost	Cost / Unit	Cost / Area
Place: [MAC] MACARTHUR 129 [BUILDING]						
Area: 143,341 SqFt						
Billing Period: Jul 2018						
ELECTRIC	70,560.00 kWh	240,821 KBtu	1.680 KBtu/SqFt	\$10,057.20	\$0.143 /kWh	\$0.070 /SqFt
NATURALGAS	79.00 CCF	8,137 KBtu	0.057 KBtu/SqFt	\$180.60	\$2.286 /CCF	\$0.001 /SqFt
SEWER	119.00 CCF			\$433.47	\$3.643 /CCF	\$0.003 /SqFt
WATER	620.00 CCF			\$3,264.17	\$5.265 /CCF	\$0.023 /SqFt
Totals:		248,958 KBtu	1.737 KBtu/SqFt	\$13,935.44		

Energy

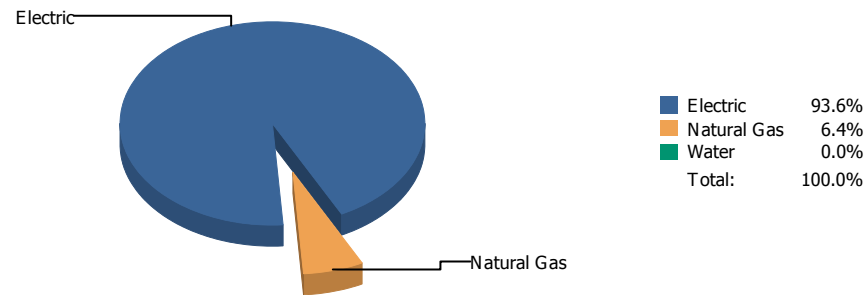


Cost

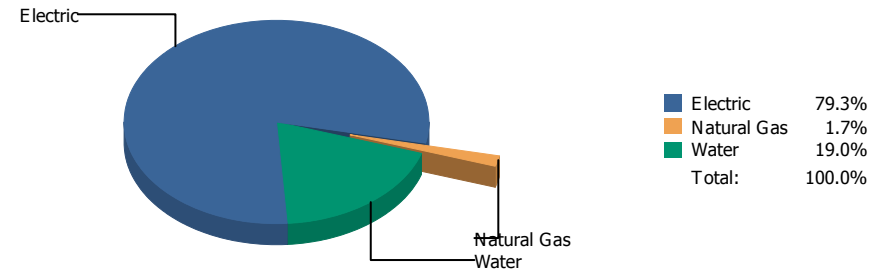


Commodity	Common Use	Energy Use	Energy Use / Area	Total Cost	Cost / Unit	Cost / Area
Place: [MAGOFFIN] MAGOFFIN 047 [BUILDING]						
Area: 76,378 SqFt						
Billing Period: Jul 2018						
ELECTRIC	14,104.00 kWh	48,137 KBtu	0.630 KBtu/SqFt	\$1,991.18	\$0.141 /kWh	\$0.026 /SqFt
NATURALGAS	19.00 CCF	1,957 KBtu	0.026 KBtu/SqFt	\$144.54	\$7.607 /CCF	\$0.002 /SqFt
SEWER	38.00 CCF			\$390.14	\$10.267 /CCF	\$0.005 /SqFt
WATER	147.00 CCF			\$1,288.03	\$8.762 /CCF	\$0.017 /SqFt
Totals:		50,094 KBtu	0.656 KBtu/SqFt	\$3,813.89		

Energy

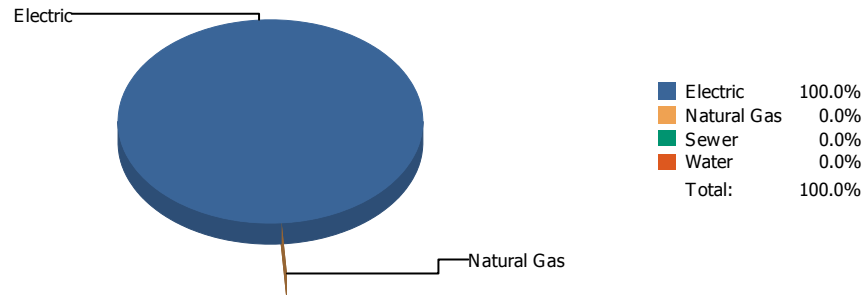


Cost

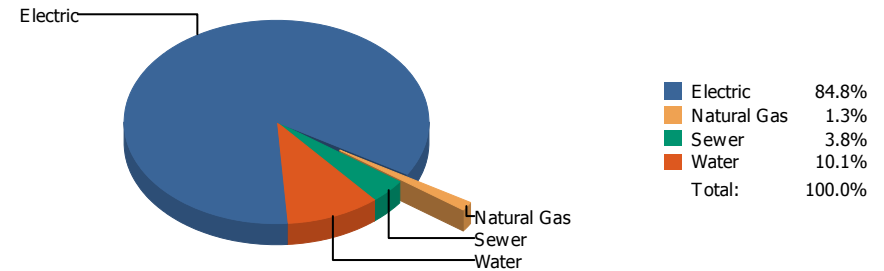


Commodity	Common Use	Energy Use	Energy Use / Area	Total Cost	Cost / Unit	Cost / Area
Place: [MAGOFFINNEWMIDDLESCHOOL] MAGOFFIN NEW MIDDLE SCHOOL [BUILDING]						
Area: 116,136 SqFt						
Billing Period: Jul 2018						
ELECTRIC	100,200.00 kWh	341,983 KBtu	2.945 KBtu/SqFt	\$12,795.72	\$0.128 /kWh	\$0.110 /SqFt
NATURALGAS	228.00 CCF	23,484 KBtu	0.202 KBtu/SqFt	\$270.32	\$1.186 /CCF	\$0.002 /SqFt
WATER	528.00 CCF			\$3,064.89	\$5.805 /CCF	\$0.026 /SqFt
Totals:		365,467 KBtu	3.147 KBtu/SqFt	\$16,130.93		

Energy

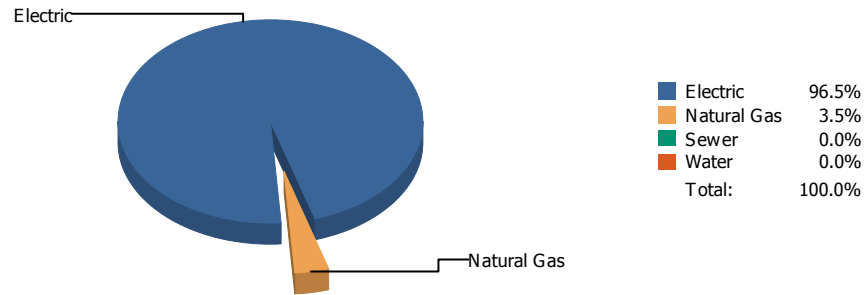


Cost

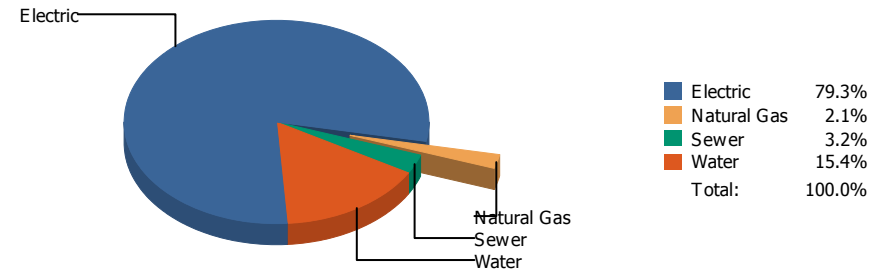


Commodity	Common Use	Energy Use	Energy Use / Area	Total Cost	Cost / Unit	Cost / Area
Place: [MAXINE] MAXINE SILVA HEALTH MAGNET 011 [BUILDING]						
Area: 80,909 SqFt						
Billing Period: Jul 2018						
ELECTRIC	72,300.00 kWh	246,760 KBtu	3.050 KBtu/SqFt	\$9,004.56	\$0.125 /kWh	\$0.111 /SqFt
NATURALGAS	1.00 CCF	103 KBtu	0.001 KBtu/SqFt	\$133.64	\$133.640 /CCF	\$0.002 /SqFt
SEWER	105.00 CCF			\$406.73	\$3.874 /CCF	\$0.005 /SqFt
WATER	270.00 CCF			\$1,068.83	\$3.959 /CCF	\$0.013 /SqFt
Totals:		246,863 KBtu	3.051 KBtu/SqFt	\$10,613.76		

Energy



Cost



Commodity	Common Use	Energy Use	Energy Use / Area	Total Cost	Cost / Unit	Cost / Area
Place: [MESITA] MESITA 130 [BUILDING]						
Area: 100,583 SqFt						
Billing Period: Jul 2018						
ELECTRIC	90,120.00 kWh	307,580 KBtu	3.058 KBtu/SqFt	\$12,738.02	\$0.141 /kWh	\$0.127 /SqFt
NATURALGAS	109.00 CCF	11,227 KBtu	0.112 KBtu/SqFt	\$331.72	\$3.043 /CCF	\$0.003 /SqFt
SEWER	104.00 CCF			\$516.20	\$4.963 /CCF	\$0.005 /SqFt
WATER	468.00 CCF			\$2,480.92	\$5.301 /CCF	\$0.025 /SqFt
Totals:		318,807 KBtu	3.170 KBtu/SqFt	\$16,066.86		

Energy

Electric

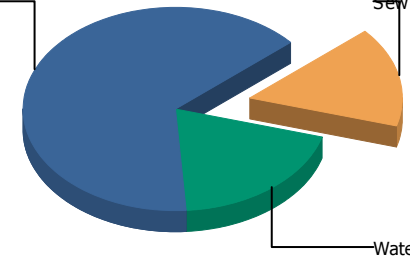


■ Electric 100.0%
 ■ Sewer 0.0%
 ■ Water 0.0%
 Total: 100.0%

Cost

Electric

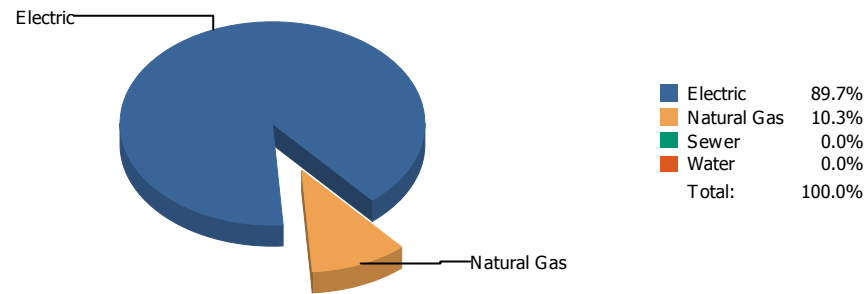
Sewer



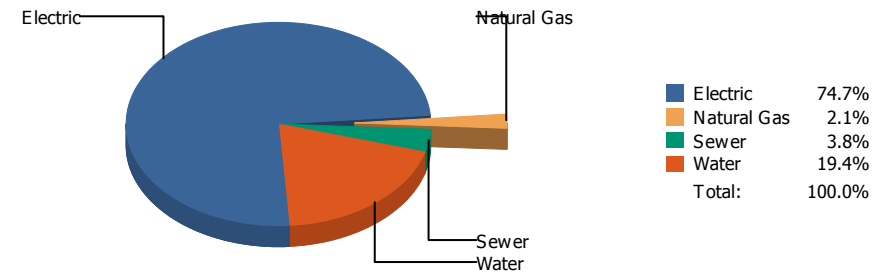
■ Electric 64.8%
 ■ Sewer 15.7%
 ■ Water 19.5%
 Total: 100.0%

Commodity	Common Use	Energy Use	Energy Use / Area	Total Cost	Cost / Unit	Cost / Area
Place: [MILAM] MILAM 131 [BUILDING] Area: 63,641 SqFt Billing Period: Jul 2018						
ELECTRIC	8,160.00 kWh	27,850 KBtu	0.438 KBtu/SqFt	\$1,370.37	\$0.168 /kWh	\$0.022 /SqFt
SEWER	66.00 CCF			\$332.24	\$5.034 /CCF	\$0.005 /SqFt
WATER	92.00 CCF			\$413.68	\$4.497 /CCF	\$0.007 /SqFt
Totals:		27,850 KBtu	0.438 KBtu/SqFt	\$2,116.29		

Energy

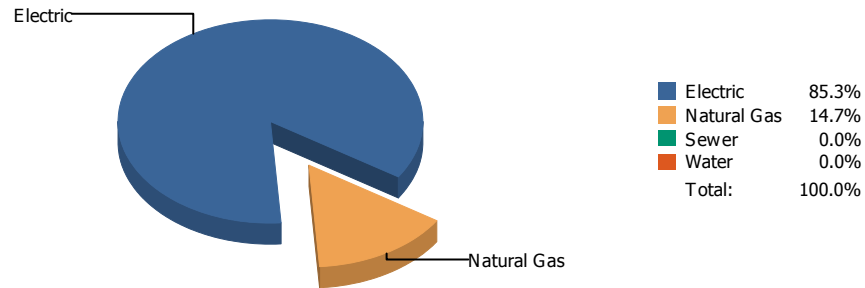


Cost

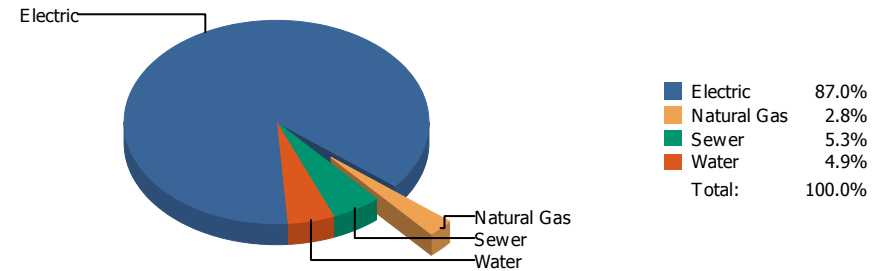


Commodity	Common Use	Energy Use	Energy Use / Area	Total Cost	Cost / Unit	Cost / Area
Place: [MOREHEAD] MOREHEAD 046 [BUILDING]						
Area: 119,353 SqFt						
Billing Period: Jul 2018						
ELECTRIC	82,564.00 kWh	281,791 KBtu	2.361 KBtu/SqFt	\$11,579.26	\$0.140 /kWh	\$0.097 /SqFt
NATURALGAS	315.00 CCF	32,445 KBtu	0.272 KBtu/SqFt	\$322.69	\$1.024 /CCF	\$0.003 /SqFt
SEWER	140.00 CCF			\$584.96	\$4.178 /CCF	\$0.005 /SqFt
WATER	1,502.00 CCF			\$3,005.71	\$2.001 /CCF	\$0.025 /SqFt
Totals:		314,236 KBtu	2.633 KBtu/SqFt	\$15,492.62		

Energy

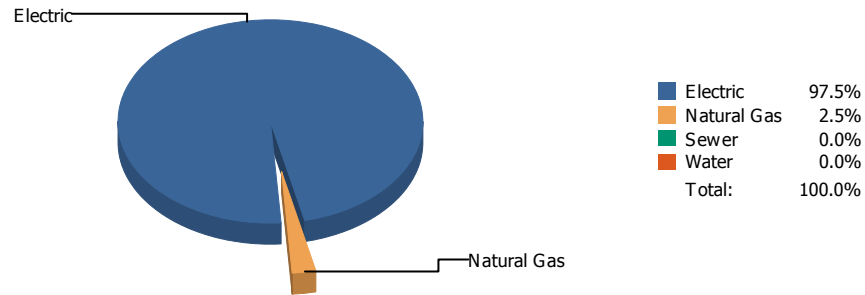


Cost

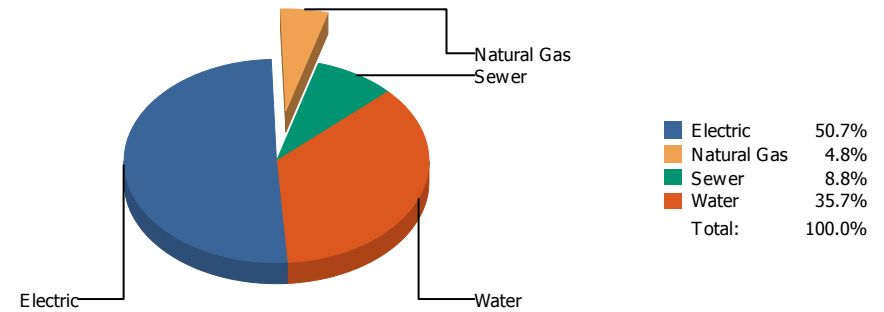


Commodity	Common Use	Energy Use	Energy Use / Area	Total Cost	Cost / Unit	Cost / Area
Place: [MOYE_2] HR MOYE [BUILDING]						
Area: 93,197 SqFt						
Billing Period: Jul 2018						
ELECTRIC	31,200.00 kWh	106,486 KBtu	1.143 KBtu/SqFt	\$7,435.56	\$0.238 /kWh	\$0.080 /SqFt
NATURALGAS	178.00 CCF	18,334 KBtu	0.197 KBtu/SqFt	\$240.24	\$1.350 /CCF	\$0.003 /SqFt
SEWER	71.00 CCF			\$453.17	\$6.383 /CCF	\$0.005 /SqFt
WATER	14.00 CCF			\$419.96	\$29.997 /CCF	\$0.004 /SqFt
Totals:		124,820 KBtu	1.339 KBtu/SqFt	\$8,548.93		

Energy



Cost



Commodity	Common Use	Energy Use	Energy Use / Area	Total Cost	Cost / Unit	Cost / Area
Place: [MULTI-MEDIA CENTER] MULTI-MEDIA CENTER [BUILDING]						
Area: 27,633 SqFt						
Billing Period: Jul 2018						
ELECTRIC	10,751.00 kWh	36,693 KBtu	1.328 KBtu/SqFt	\$1,461.12	\$0.136 /kWh	\$0.053 /SqFt
NATURALGAS	9.00 CCF	927 KBtu	0.034 KBtu/SqFt	\$138.46	\$15.384 /CCF	\$0.005 /SqFt
SEWER	84.00 CCF			\$253.71	\$3.020 /CCF	\$0.009 /SqFt
WATER	253.00 CCF			\$1,030.24	\$4.072 /CCF	\$0.037 /SqFt
Totals:		37,620 KBtu	1.361 KBtu/SqFt	\$2,883.53		

Energy

Electric

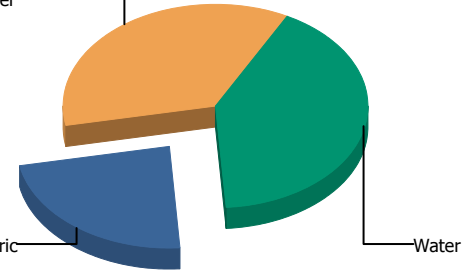


Electric 100.0%
 Sewer 0.0%
 Water 0.0%
 Total: 100.0%

Cost

Sewer

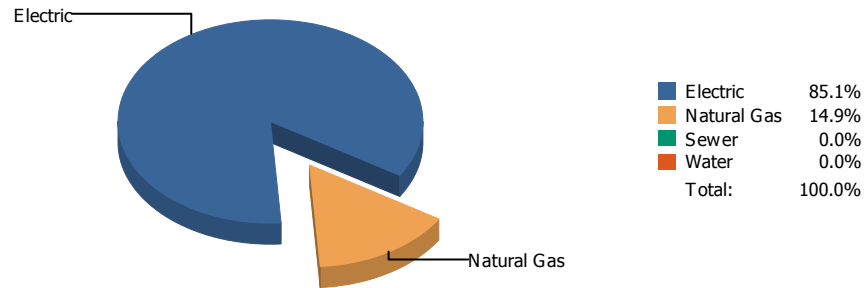
Electric



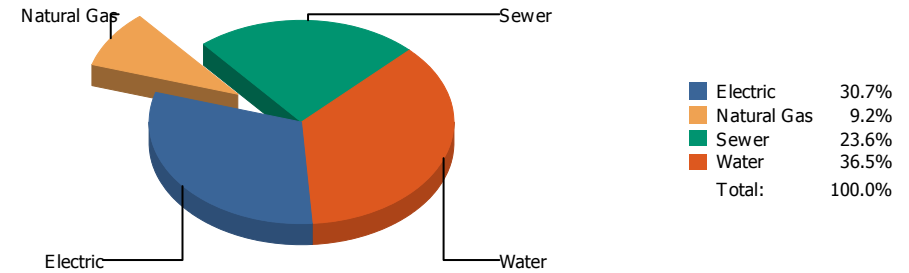
Electric 23.0%
 Sewer 35.9%
 Water 41.1%
 Total: 100.0%

Commodity	Common Use	Energy Use	Energy Use / Area	Total Cost	Cost / Unit	Cost / Area
Place: [NE AREA OFFICES] N.E. AREA OFFICES 882 [BUILDING]						
Area: 7,328 SqFt						
Billing Period: Jul 2018						
ELECTRIC	160.00 kWh	546 KBtu	0.075 KBtu/SqFt	\$38.74	\$0.242 /kWh	\$0.005 /SqFt
SEWER	0.00 CCF			\$60.56	\$0.000 /CCF	\$0.008 /SqFt
WATER	14.00 CCF			\$69.36	\$4.954 /CCF	\$0.009 /SqFt
Totals:		546 KBtu	0.075 KBtu/SqFt	\$168.66		

Energy

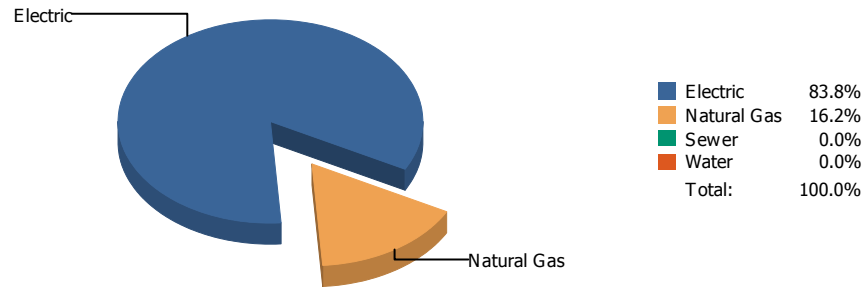


Cost

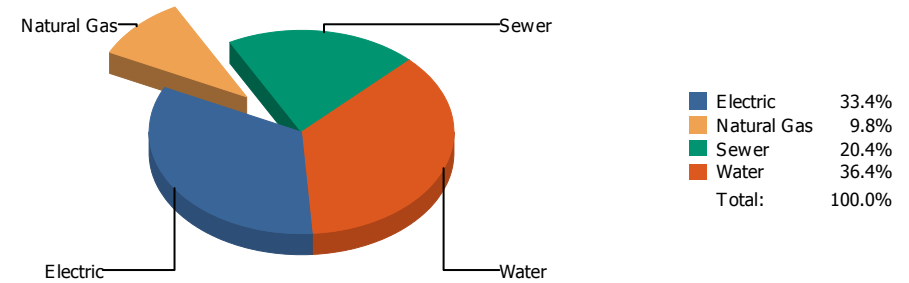


Commodity	Common Use	Energy Use	Energy Use / Area	Total Cost	Cost / Unit	Cost / Area
Place: [NE TRANSPORTATION] N.E. TRANSPORTATION 826 [BUILDING] Area: 5,995 SqFt Billing Period: Jul 2018						
ELECTRIC	5,496.00 kWh	18,758 KBtu	3.129 KBtu/SqFt	\$507.84	\$0.092 /kWh	\$0.085 /SqFt
NATURALGAS	32.00 CCF	3,296 KBtu	0.550 KBtu/SqFt	\$152.32	\$4.760 /CCF	\$0.025 /SqFt
SEWER	38.00 CCF			\$390.14	\$10.267 /CCF	\$0.065 /SqFt
WATER	125.00 CCF			\$602.87	\$4.823 /CCF	\$0.101 /SqFt
Totals:		22,054 KBtu	3.679 KBtu/SqFt	\$1,653.17		

Energy

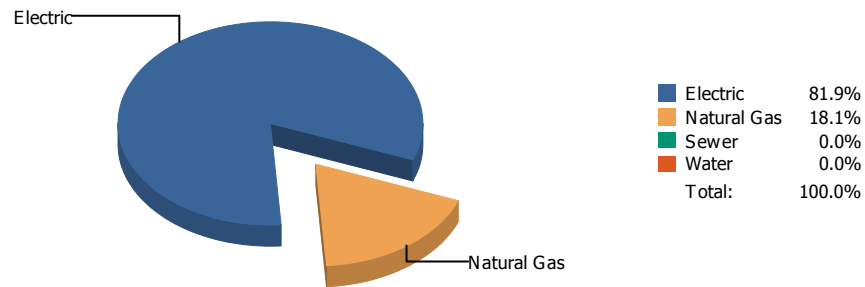


Cost

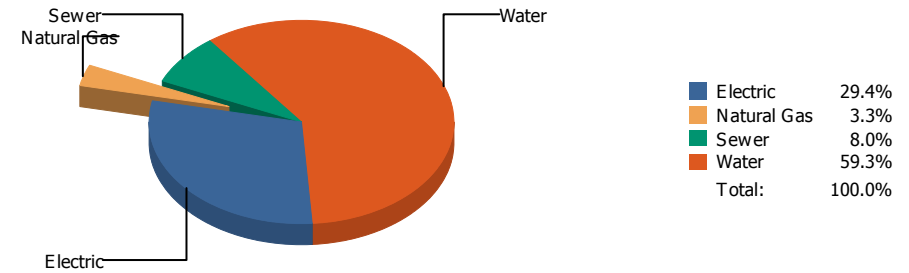


Commodity	Common Use	Energy Use	Energy Use / Area	Total Cost	Cost / Unit	Cost / Area
Place: [NEWMAN] NEWMAN ELEMENTARY 133 [BUILDING]						
Area: 73,291 SqFt						
Billing Period: Jul 2018						
ELECTRIC	9,082.00 kWh	30,997 KBtu	0.423 KBtu/SqFt	\$1,479.68	\$0.163 /kWh	\$0.020 /SqFt
NATURALGAS	58.00 CCF	5,974 KBtu	0.082 KBtu/SqFt	\$434.10	\$7.484 /CCF	\$0.006 /SqFt
SEWER	386.00 CCF			\$904.66	\$2.344 /CCF	\$0.012 /SqFt
WATER	649.00 CCF			\$1,611.57	\$2.483 /CCF	\$0.022 /SqFt
Totals:		36,971 KBtu	0.504 KBtu/SqFt	\$4,430.01		

Energy

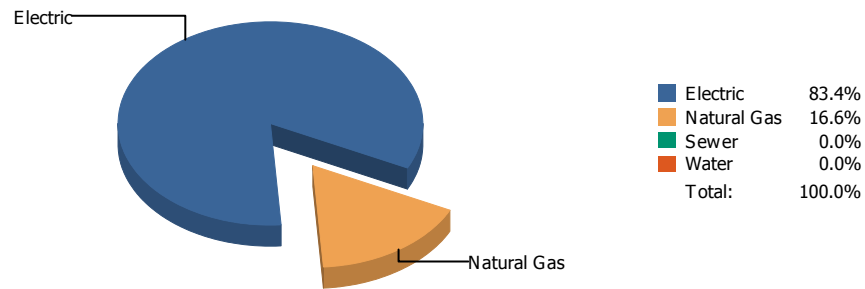


Cost

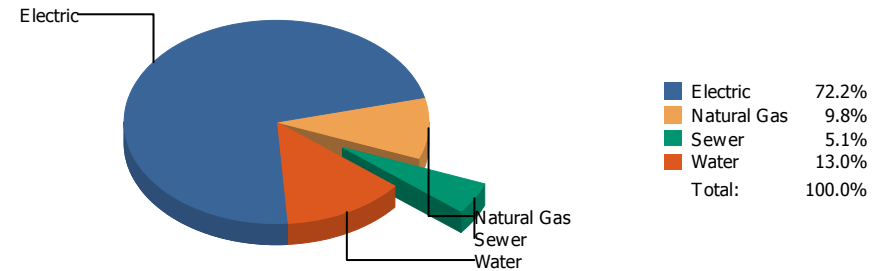


Commodity	Common Use	Energy Use	Energy Use / Area	Total Cost	Cost / Unit	Cost / Area
Place: [NIXON] L.A. NIXON 161 [BUILDING] Area: 76,873 SqFt Billing Period: Jul 2018						
ELECTRIC	17,440.00 kWh	59,523 KBtu	0.774 KBtu/SqFt	\$3,014.88	\$0.173 /kWh	\$0.039 /SqFt
NATURALGAS	128.00 CCF	13,184 KBtu	0.172 KBtu/SqFt	\$343.16	\$2.681 /CCF	\$0.004 /SqFt
SEWER	237.00 CCF			\$826.25	\$3.486 /CCF	\$0.011 /SqFt
WATER	1,050.00 CCF			\$6,085.95	\$5.796 /CCF	\$0.079 /SqFt
Totals:		72,707 KBtu	0.946 KBtu/SqFt	\$10,270.24		

Energy

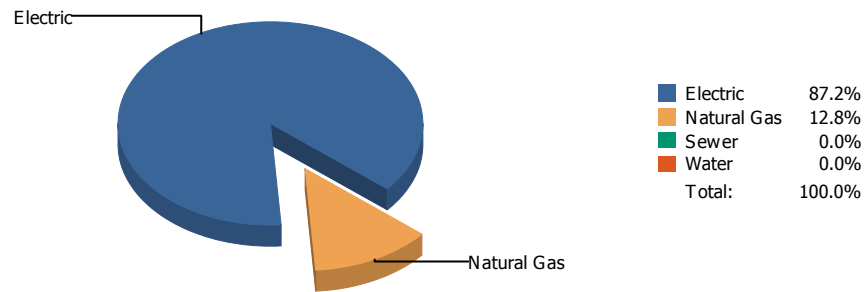


Cost

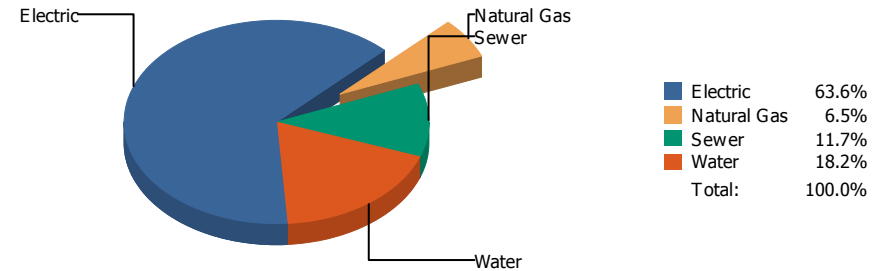


Commodity	Common Use	Energy Use	Energy Use / Area	Total Cost	Cost / Unit	Cost / Area
Place: [OCC. CTR] OCCUPATIONAL CTR. [BUILDING]						
Area: 11,845 SqFt						
Billing Period: Jul 2018						
ELECTRIC	7,900.00 kWh	26,963 KBtu	2.276 KBtu/SqFt	\$1,215.27	\$0.154 /kWh	\$0.103 /SqFt
NATURALGAS	52.00 CCF	5,356 KBtu	0.452 KBtu/SqFt	\$164.37	\$3.161 /CCF	\$0.014 /SqFt
SEWER	6.00 CCF			\$85.59	\$14.265 /CCF	\$0.007 /SqFt
WATER	22.00 CCF			\$219.09	\$9.959 /CCF	\$0.018 /SqFt
Totals:		32,319 KBtu	2.728 KBtu/SqFt	\$1,684.32		

Energy

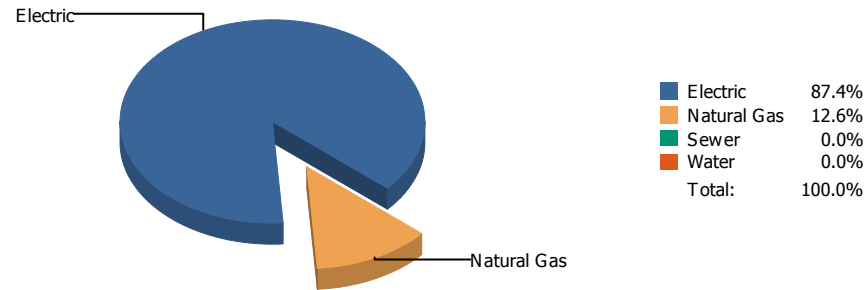


Cost

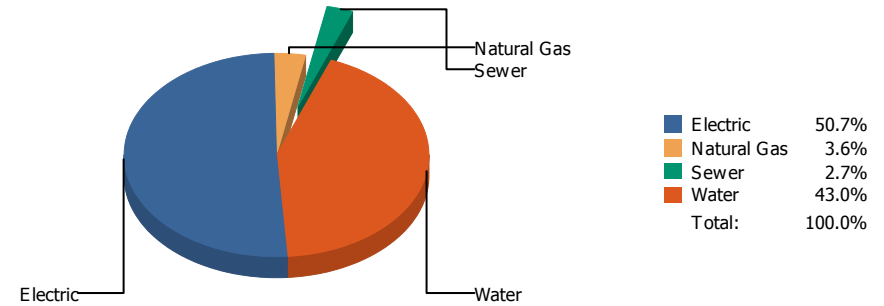


Commodity	Common Use	Energy Use	Energy Use / Area	Total Cost	Cost / Unit	Cost / Area
Place: [PARK] PARK 134 [BUILDING] Area: 63,609 SqFt Billing Period: Jul 2018						
ELECTRIC	19,093.00 kWh	65,164 KBtu	1.024 KBtu/SqFt	\$3,151.37	\$0.165 /kWh	\$0.049 /SqFt
NATURALGAS	93.00 CCF	9,579 KBtu	0.151 KBtu/SqFt	\$322.21	\$3.465 /CCF	\$0.005 /SqFt
SEWER	167.00 CCF			\$577.73	\$3.459 /CCF	\$0.009 /SqFt
WATER	242.00 CCF			\$903.30	\$3.733 /CCF	\$0.014 /SqFt
Totals:		74,743 KBtu	1.175 KBtu/SqFt	\$4,954.61		

Energy

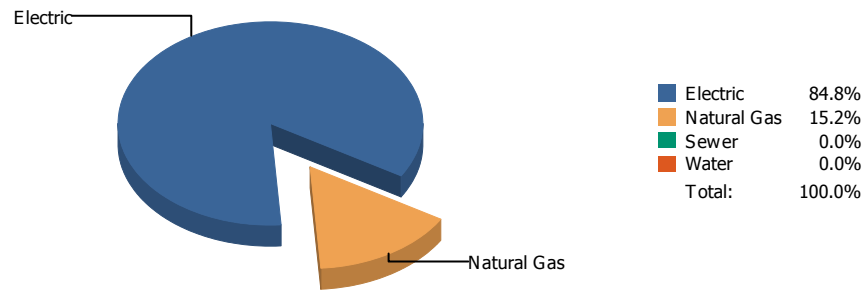


Cost

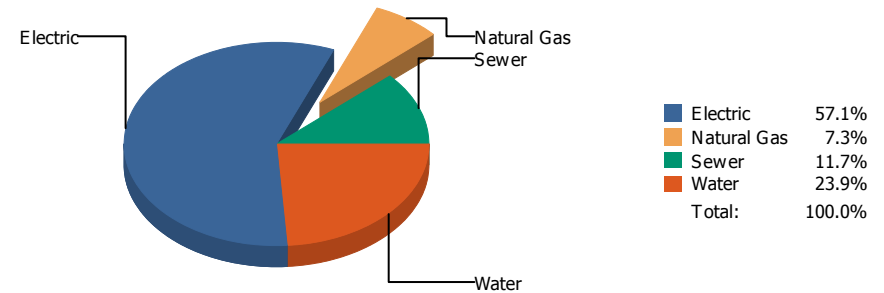


Commodity	Common Use	Energy Use	Energy Use / Area	Total Cost	Cost / Unit	Cost / Area
Place: [PAUL MORENO_1] PAUL MORENO 167 [BUILDING]						
Area: 87,824 SqFt						
Billing Period: Jul 2018						
ELECTRIC	38,400.00 kWh	131,059 KBtu	1.492 KBtu/SqFt	\$5,380.10	\$0.140 /kWh	\$0.061 /SqFt
NATURALGAS	184.00 CCF	18,952 KBtu	0.216 KBtu/SqFt	\$376.88	\$2.048 /CCF	\$0.004 /SqFt
SEWER	5.00 CCF			\$289.86	\$57.972 /CCF	\$0.003 /SqFt
WATER	632.00 CCF			\$4,556.16	\$7.209 /CCF	\$0.052 /SqFt
Totals:		150,011 KBtu	1.708 KBtu/SqFt	\$10,603.00		

Energy

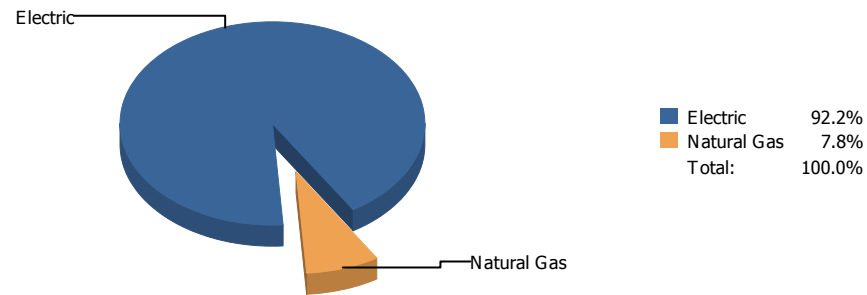


Cost

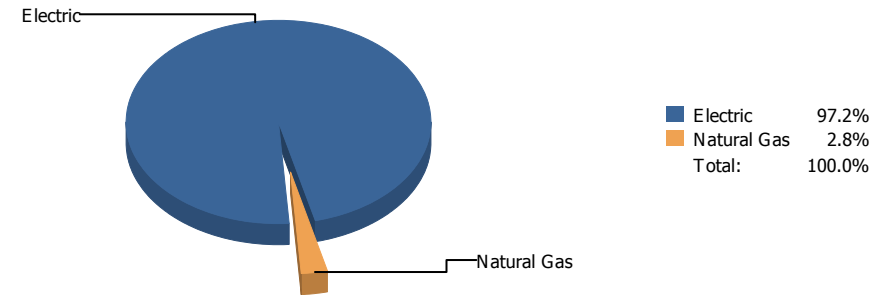


Commodity	Common Use	Energy Use	Energy Use / Area	Total Cost	Cost / Unit	Cost / Area
Place: [POLK] POLK 159 [BUILDING]						
Area: 67,321 SqFt						
Billing Period: Jul 2018						
ELECTRIC	21,160.00 kWh	72,219 KBtu	1.073 KBtu/SqFt	\$2,673.70	\$0.126 /kWh	\$0.040 /SqFt
NATURALGAS	126.00 CCF	12,978 KBtu	0.193 KBtu/SqFt	\$341.95	\$2.714 /CCF	\$0.005 /SqFt
SEWER	178.00 CCF			\$546.16	\$3.068 /CCF	\$0.008 /SqFt
WATER	349.00 CCF			\$1,120.15	\$3.210 /CCF	\$0.017 /SqFt
Totals:		85,197 KBtu	1.266 KBtu/SqFt	\$4,681.96		

Energy

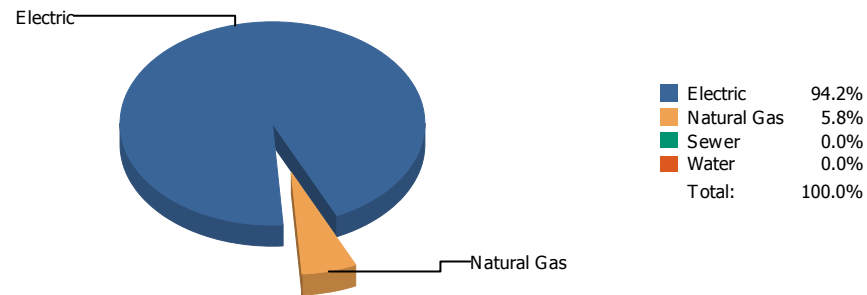


Cost

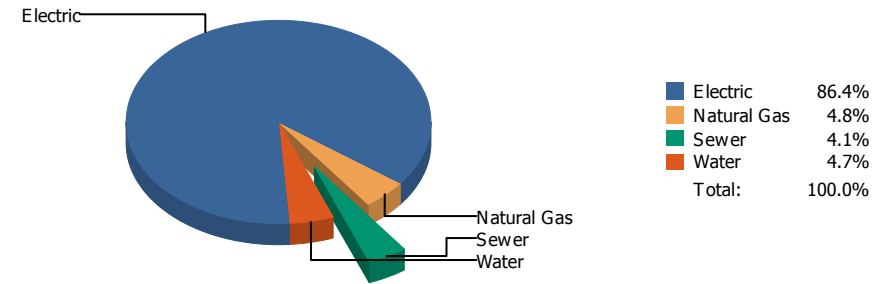


Commodity	Common Use	Energy Use	Energy Use / Area	Total Cost	Cost / Unit	Cost / Area
Place: [POWELL_2] POWELL Area: 79,770 SqFt Billing Period: Jul 2018						
ELECTRIC	33,240.00 kWh	113,448 KBtu	1.422 KBtu/SqFt	\$6,469.51	\$0.195 /kWh	\$0.081 /SqFt
NATURALGAS	93.00 CCF	9,579 KBtu	0.120 KBtu/SqFt	\$189.05	\$2.033 /CCF	\$0.002 /SqFt
Totals:		123,027 KBtu	1.542 KBtu/SqFt	\$6,658.56		

Energy

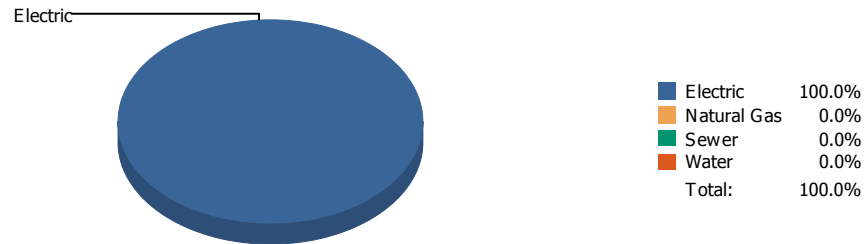


Cost

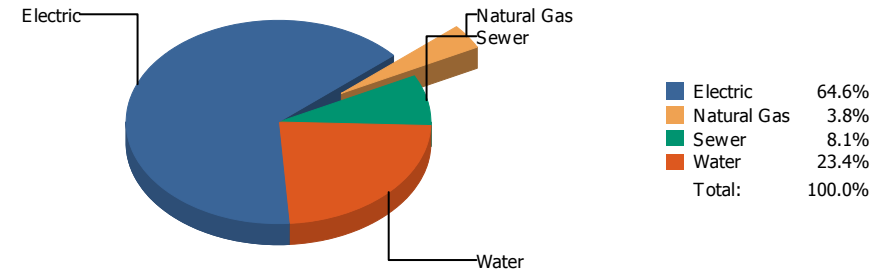


Commodity	Common Use	Energy Use	Energy Use / Area	Total Cost	Cost / Unit	Cost / Area
Place: [PROFESSIONAL DEV] EPISD PROF DEVELOPMENT CENTER931 [BUILDING]						
Area: 18,400 SqFt						
Billing Period: Jul 2018						
ELECTRIC	19,720.00 kWh	67,304 KBtu	3.658 KBtu/SqFt	\$2,801.29	\$0.142 /kWh	\$0.152 /SqFt
NATURALGAS	40.00 CCF	4,120 KBtu	0.224 KBtu/SqFt	\$157.11	\$3.928 /CCF	\$0.009 /SqFt
SEWER	31.00 CCF			\$133.34	\$4.301 /CCF	\$0.007 /SqFt
WATER	22.00 CCF			\$152.25	\$6.920 /CCF	\$0.008 /SqFt
Totals:		71,424 KBtu	3.882 KBtu/SqFt	\$3,243.99		

Energy

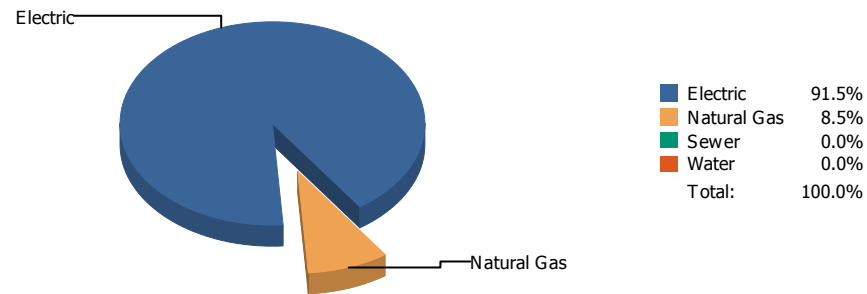


Cost

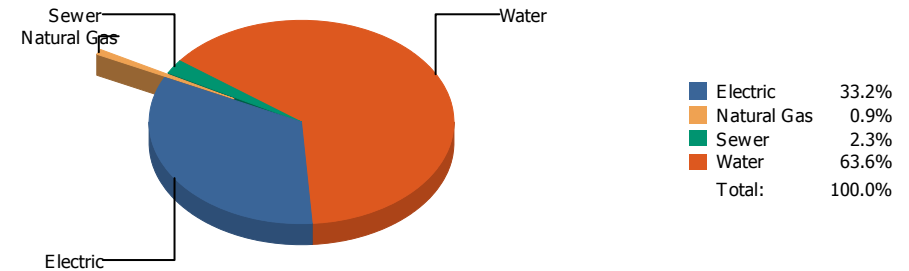


Commodity	Common Use	Energy Use	Energy Use / Area	Total Cost	Cost / Unit	Cost / Area
Place: [PUTNAM] PUTNAM 135 [BUILDING] Area: 61,978 SqFt Billing Period: Jul 2018						
ELECTRIC	28,318.00 kWh	96,649 KBtu	1.559 KBtu/SqFt	\$4,490.75	\$0.159 /kWh	\$0.072 /SqFt
NATURALGAS	0.00 CCF	0 KBtu	0.000 KBtu/SqFt	\$266.10	\$0.000 /CCF	\$0.004 /SqFt
SEWER	239.00 CCF			\$565.45	\$2.366 /CCF	\$0.009 /SqFt
WATER	527.00 CCF			\$1,624.88	\$3.083 /CCF	\$0.026 /SqFt
Totals:		96,649 KBtu	1.559 KBtu/SqFt	\$6,947.18		

Energy

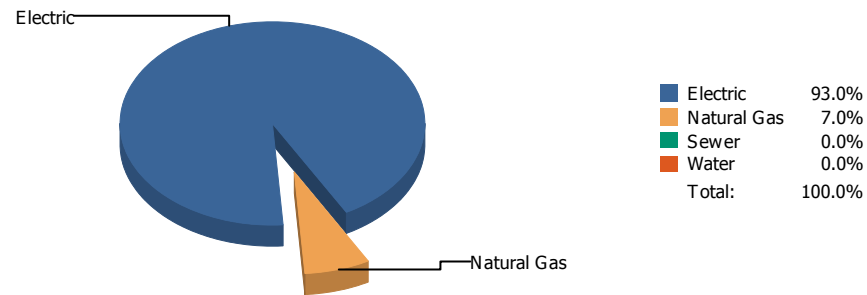


Cost

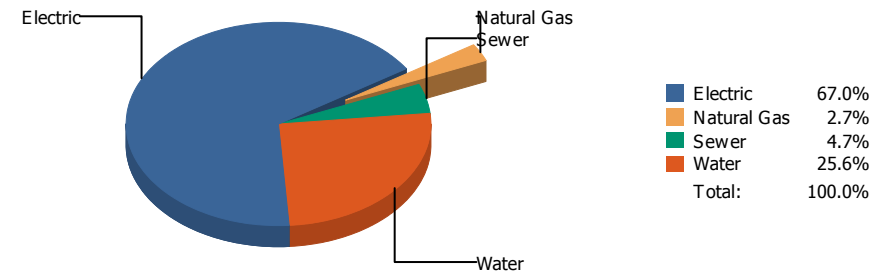


Commodity	Common Use	Energy Use	Energy Use / Area	Total Cost	Cost / Unit	Cost / Area
Place: [RICHARDS] RICHARDSON [BUILDING]						
Area: 115,872 SqFt						
Billing Period: Jul 2018						
ELECTRIC	58,800.00 kWh	200,684 KBtu	1.732 KBtu/SqFt	\$9,100.55	\$0.155 /kWh	\$0.079 /SqFt
NATURALGAS	182.00 CCF	18,746 KBtu	0.162 KBtu/SqFt	\$242.63	\$1.333 /CCF	\$0.002 /SqFt
SEWER	222.00 CCF			\$630.20	\$2.839 /CCF	\$0.005 /SqFt
WATER	2,521.00 CCF			\$17,406.94	\$6.905 /CCF	\$0.150 /SqFt
Totals:		219,430 KBtu	1.894 KBtu/SqFt	\$27,380.32		

Energy

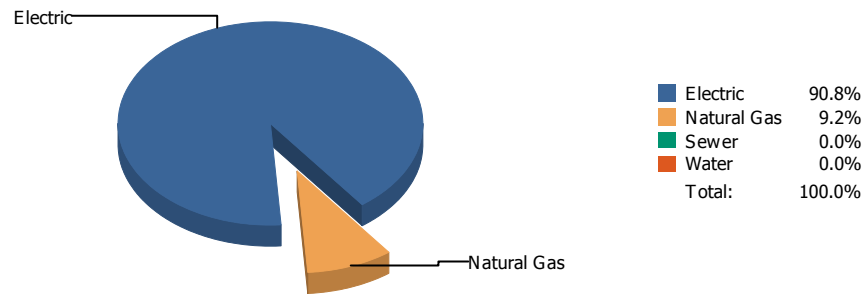


Cost

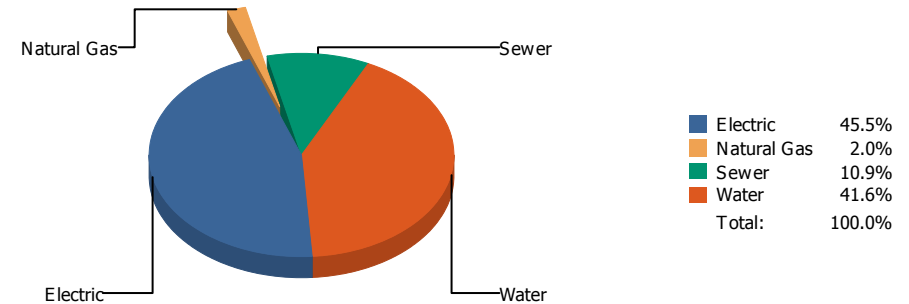


Commodity	Common Use	Energy Use	Energy Use / Area	Total Cost	Cost / Unit	Cost / Area
Place: [RIVERA] RIVERA 156 [BUILDING]						
Area: 77,562 SqFt						
Billing Period: Jul 2018						
ELECTRIC	32,751.00 kWh	111,779 KBtu	1.441 KBtu/SqFt	\$7,934.15	\$0.242 /kWh	\$0.102 /SqFt
NATURALGAS	82.00 CCF	8,446 KBtu	0.109 KBtu/SqFt	\$315.46	\$3.847 /CCF	\$0.004 /SqFt
SEWER	136.00 CCF			\$559.21	\$4.112 /CCF	\$0.007 /SqFt
WATER	576.00 CCF			\$3,038.83	\$5.276 /CCF	\$0.039 /SqFt
Totals:		120,225 KBtu	1.550 KBtu/SqFt	\$11,847.65		

Energy

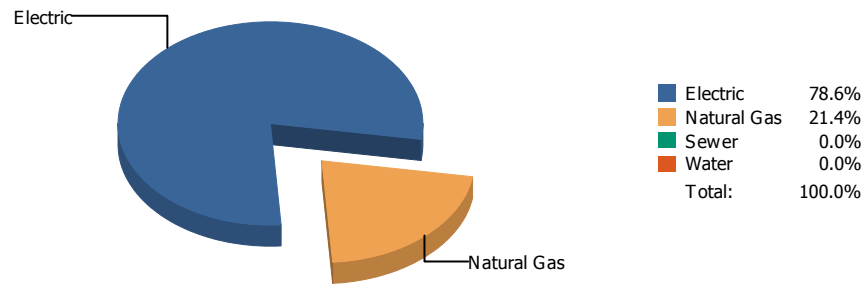


Cost

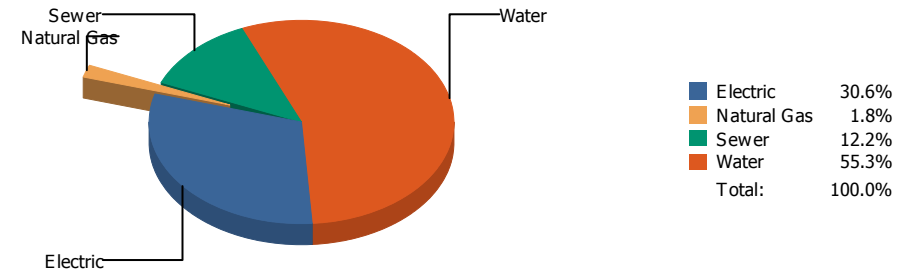


Commodity	Common Use	Energy Use	Energy Use / Area	Total Cost	Cost / Unit	Cost / Area
Place: [ROBERTS] ROBERTS 136 [BUILDING]						
Area: 81,457 SqFt						
Billing Period: Jul 2018						
ELECTRIC	39,980.00 kWh	136,452 KBtu	1.675 KBtu/SqFt	\$4,753.99	\$0.119 /kWh	\$0.058 /SqFt
NATURALGAS	134.00 CCF	13,802 KBtu	0.169 KBtu/SqFt	\$213.75	\$1.595 /CCF	\$0.003 /SqFt
SEWER	488.00 CCF			\$1,138.26	\$2.333 /CCF	\$0.014 /SqFt
WATER	1,277.00 CCF			\$4,352.65	\$3.408 /CCF	\$0.053 /SqFt
Totals:		150,254 KBtu	1.845 KBtu/SqFt	\$10,458.65		

Energy

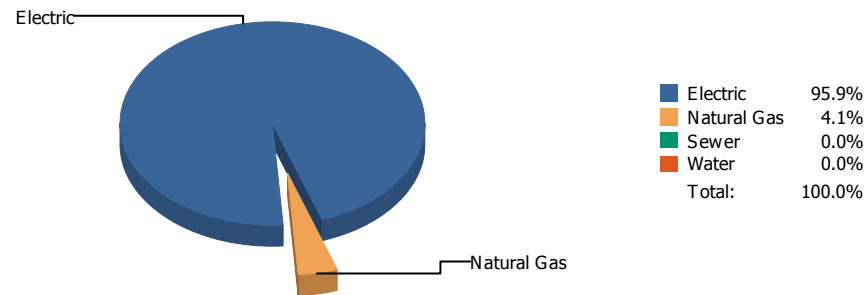


Cost

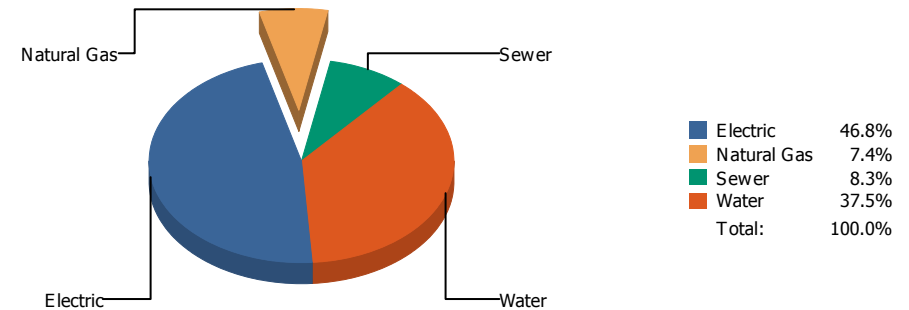


Commodity	Common Use	Energy Use	Energy Use / Area	Total Cost	Cost / Unit	Cost / Area
Place: [ROSS] ROSS 042 [BUILDING] Area: 131,497 SqFt Billing Period: Jul 2018						
ELECTRIC	32,937.00 kWh	112,414 KBtu	0.855 KBtu/SqFt	\$5,198.62	\$0.158 /kWh	\$0.039 /SqFt
NATURALGAS	298.00 CCF	30,694 KBtu	0.233 KBtu/SqFt	\$312.47	\$1.049 /CCF	\$0.002 /SqFt
SEWER	979.00 CCF			\$2,076.07	\$2.121 /CCF	\$0.016 /SqFt
WATER	2,733.00 CCF			\$9,379.26	\$3.432 /CCF	\$0.071 /SqFt
Totals:		143,108 KBtu	1.088 KBtu/SqFt	\$16,966.42		

Energy



Cost



Commodity	Common Use	Energy Use	Energy Use / Area	Total Cost	Cost / Unit	Cost / Area
Place: [RUSK] RUSK 138 [BUILDING] Area: 67,240 SqFt Billing Period: Jul 2018						
ELECTRIC	14,750.00 kWh	50,342 KBtu	0.749 KBtu/SqFt	\$1,766.37	\$0.120 /kWh	\$0.026 /SqFt
NATURALGAS	21.00 CCF	2,163 KBtu	0.032 KBtu/SqFt	\$278.74	\$13.273 /CCF	\$0.004 /SqFt
SEWER	58.00 CCF			\$312.46	\$5.387 /CCF	\$0.005 /SqFt
WATER	250.00 CCF			\$1,412.85	\$5.651 /CCF	\$0.021 /SqFt
Totals:		52,505 KBtu	0.781 KBtu/SqFt	\$3,770.42		

Energy

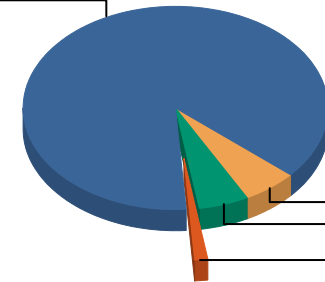
Electric



Commodity	Percentage
Electric	100.0%
Natural Gas	0.0%
Sewer	0.0%
Water	0.0%
Total:	100.0%

Cost

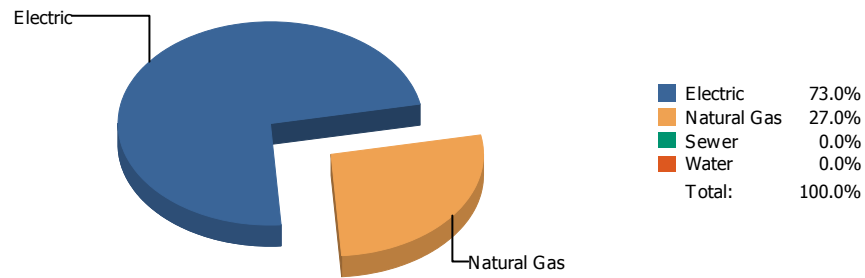
Electric



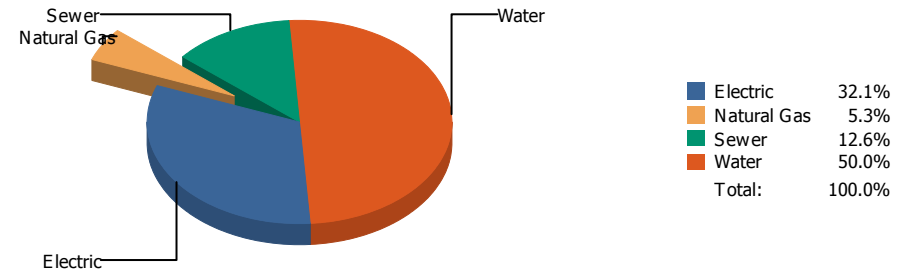
Commodity	Percentage
Electric	87.4%
Natural Gas	6.0%
Sewer	5.3%
Water	1.3%
Total:	100.0%

Commodity	Common Use	Energy Use	Energy Use / Area	Total Cost	Cost / Unit	Cost / Area
Place: [SAN JAC] SAN JACINTO 139 [BUILDING]						
Area: 29,589 SqFt						
Billing Period: Jul 2018						
ELECTRIC	10,400.00 kWh	35,495 KBtu	1.200 KBtu/SqFt	\$1,949.34	\$0.187 /kWh	\$0.066 /SqFt
NATURALGAS	0.00 CCF	0 KBtu	0.000 KBtu/SqFt	\$133.05	\$0.000 /CCF	\$0.004 /SqFt
SEWER	13.00 CCF			\$118.10	\$9.085 /CCF	\$0.004 /SqFt
WATER	3.00 CCF			\$29.50	\$9.833 /CCF	\$0.001 /SqFt
Totals:		35,495 KBtu	1.200 KBtu/SqFt	\$2,229.99		

Energy

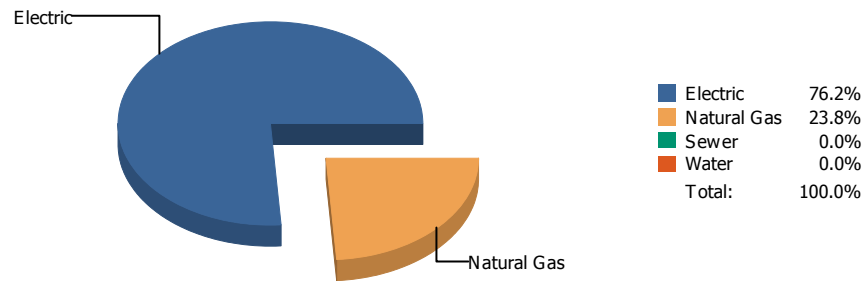


Cost

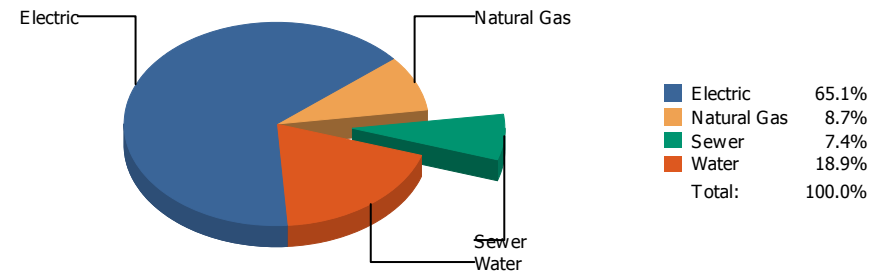


Commodity	Common Use	Energy Use	Energy Use / Area	Total Cost	Cost / Unit	Cost / Area
Place: [SCHUSTER] SCHUSTER 140 [BUILDING]						
Area: 34,371 SqFt						
Billing Period: Jul 2018						
ELECTRIC	9,126.00 kWh	31,147 KBtu	0.906 KBtu/SqFt	\$1,216.97	\$0.133 /kWh	\$0.035 /SqFt
NATURALGAS	112.00 CCF	11,536 KBtu	0.336 KBtu/SqFt	\$200.48	\$1.790 /CCF	\$0.006 /SqFt
SEWER	202.00 CCF			\$479.09	\$2.372 /CCF	\$0.014 /SqFt
WATER	545.00 CCF			\$1,898.40	\$3.483 /CCF	\$0.055 /SqFt
Totals:		42,683 KBtu	1.242 KBtu/SqFt	\$3,794.94		

Energy

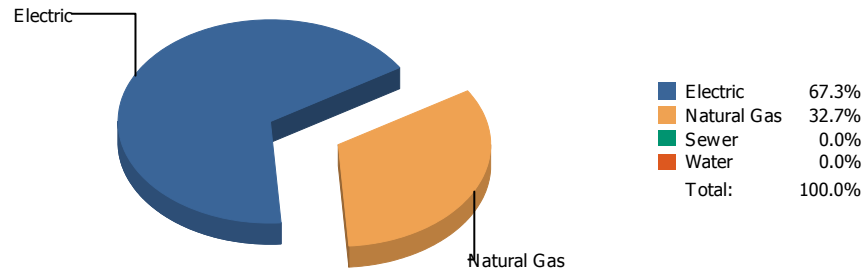


Cost

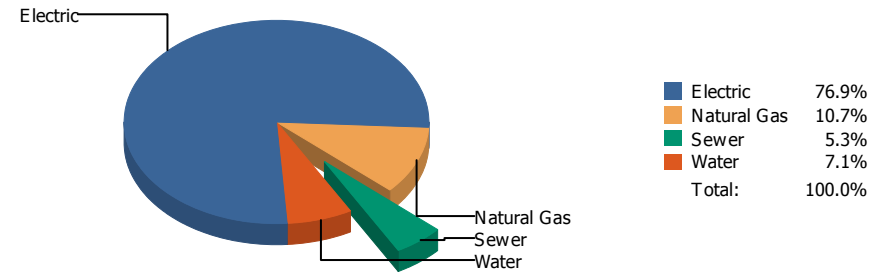


Commodity	Common Use	Energy Use	Energy Use / Area	Total Cost	Cost / Unit	Cost / Area
Place: [STANTON] STANTON 141 [BUILDING]						
Area: 75,957 SqFt						
Billing Period: Jul 2018						
ELECTRIC	13,020.00 kWh	44,437 KBtu	0.585 KBtu/SqFt	\$2,589.81	\$0.199 /kWh	\$0.034 /SqFt
NATURALGAS	135.00 CCF	13,905 KBtu	0.183 KBtu/SqFt	\$347.41	\$2.573 /CCF	\$0.005 /SqFt
SEWER	66.00 CCF			\$293.46	\$4.446 /CCF	\$0.004 /SqFt
WATER	173.00 CCF			\$750.54	\$4.338 /CCF	\$0.010 /SqFt
Totals:		58,342 KBtu	0.768 KBtu/SqFt	\$3,981.22		

Energy

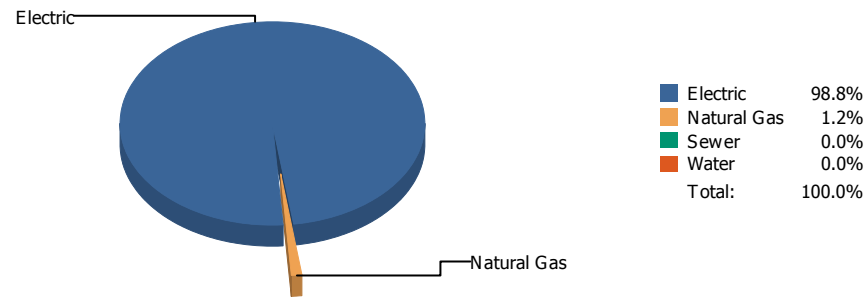


Cost

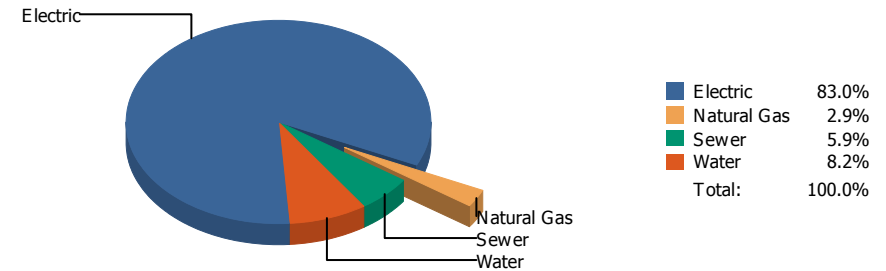


Commodity	Common Use	Energy Use	Energy Use / Area	Total Cost	Cost / Unit	Cost / Area
Place: [SUNSET HIGH_1] SUNSET HIGH SCHOOL [BUILDING]						
Area: 33,263 SqFt						
Billing Period: Jul 2018						
ELECTRIC	15,040.00 kWh	51,332 KBtu	1.543 KBtu/SqFt	\$1,996.57	\$0.133 /kWh	\$0.060 /SqFt
NATURALGAS	242.00 CCF	24,926 KBtu	0.749 KBtu/SqFt	\$278.76	\$1.152 /CCF	\$0.008 /SqFt
SEWER	23.00 CCF			\$137.20	\$5.965 /CCF	\$0.004 /SqFt
WATER	35.00 CCF			\$183.26	\$5.236 /CCF	\$0.006 /SqFt
Totals:		76,258 KBtu	2.293 KBtu/SqFt	\$2,595.79		

Energy

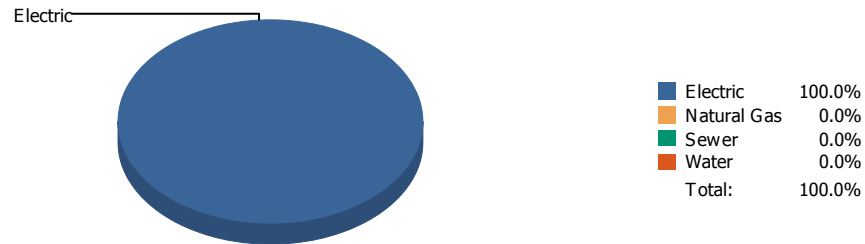


Cost

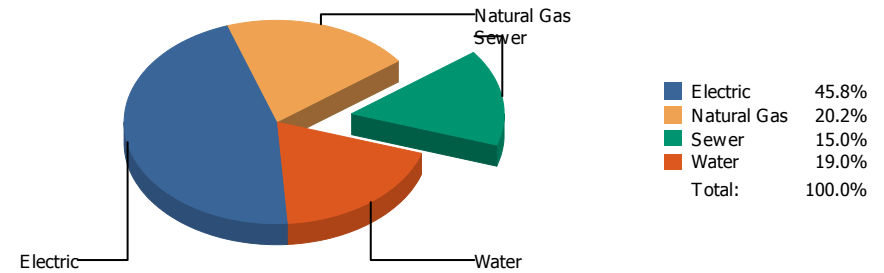


Commodity	Common Use	Energy Use	Energy Use / Area	Total Cost	Cost / Unit	Cost / Area
Place: [TELLES] R. TELLES ACADEMY 027 [BUILDING]						
Area: 38,000 SqFt						
Billing Period: Jul 2018						
ELECTRIC	26,600.00 kWh	90,786 KBtu	2.389 KBtu/SqFt	\$4,038.68	\$0.152 /kWh	\$0.106 /SqFt
NATURALGAS	11.00 CCF	1,133 KBtu	0.030 KBtu/SqFt	\$139.66	\$12.696 /CCF	\$0.004 /SqFt
SEWER	42.00 CCF			\$286.40	\$6.819 /CCF	\$0.008 /SqFt
WATER	71.00 CCF			\$401.22	\$5.651 /CCF	\$0.010 /SqFt
Totals:		91,919 KBtu	2.419 KBtu/SqFt	\$4,865.96		

Energy

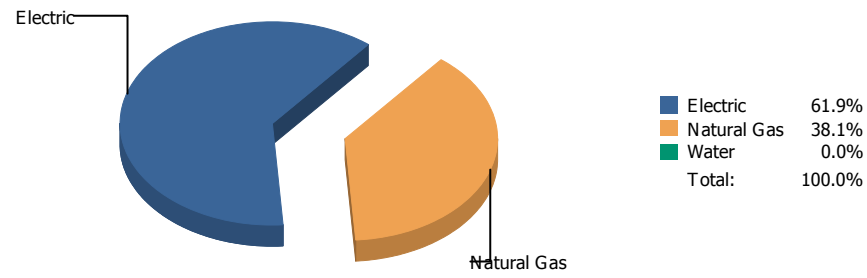


Cost

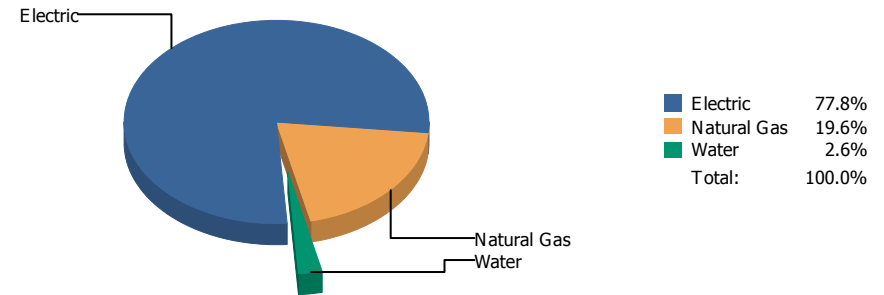


Commodity	Common Use	Energy Use	Energy Use / Area	Total Cost	Cost / Unit	Cost / Area
Place: [TENNISCENTER_2] TENNIS CENTER 000 [BUILDING]						
Area: 3,867 SqFt						
Billing Period: Jul 2018						
ELECTRIC	1,140.00 kWh	3,891 KBtu	1.006 KBtu/SqFt	\$301.44	\$0.264 /kWh	\$0.078 /SqFt
NATURALGAS	0.00 CCF	0 KBtu	0.000 KBtu/SqFt	\$133.05	\$0.000 /CCF	\$0.034 /SqFt
SEWER	3.00 CCF			\$99.00	\$33.000 /CCF	\$0.026 /SqFt
WATER	8.00 CCF			\$125.21	\$15.651 /CCF	\$0.032 /SqFt
Totals:		3,891 KBtu	1.006 KBtu/SqFt	\$658.70		

Energy

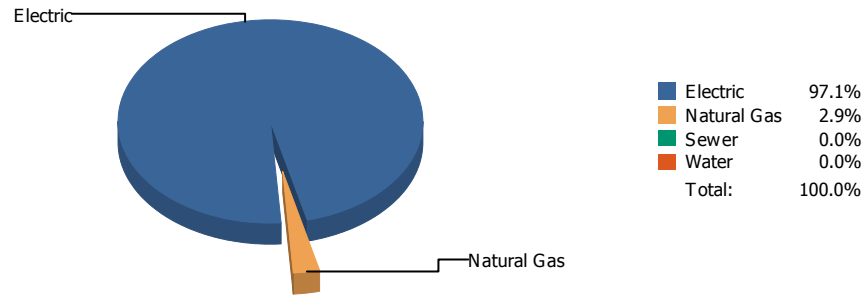


Cost

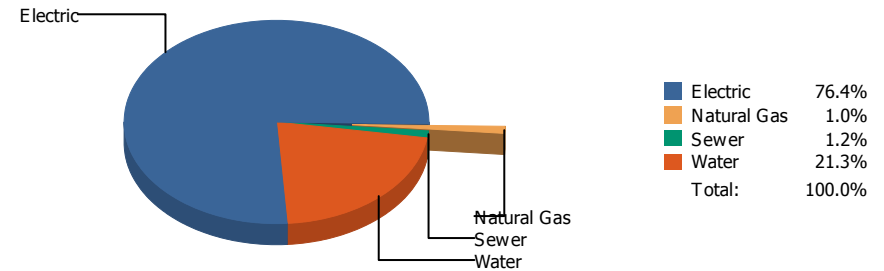


Commodity	Common Use	Energy Use	Energy Use / Area	Total Cost	Cost / Unit	Cost / Area
Place: [TERRACE] TERRACE HILLS 048 [BUILDING]						
Area: 138,021 SqFt						
Billing Period: Jul 2018						
ELECTRIC	12,150.00 kWh	41,468 KBtu	0.300 KBtu/SqFt	\$1,651.16	\$0.136 /kWh	\$0.012 /SqFt
NATURALGAS	248.00 CCF	25,544 KBtu	0.185 KBtu/SqFt	\$415.68	\$1.676 /CCF	\$0.003 /SqFt
WATER	0.00 CCF			\$54.48	\$0.000 /CCF	\$0.000 /SqFt
Totals:		67,012 KBtu	0.486 KBtu/SqFt	\$2,121.32		

Energy

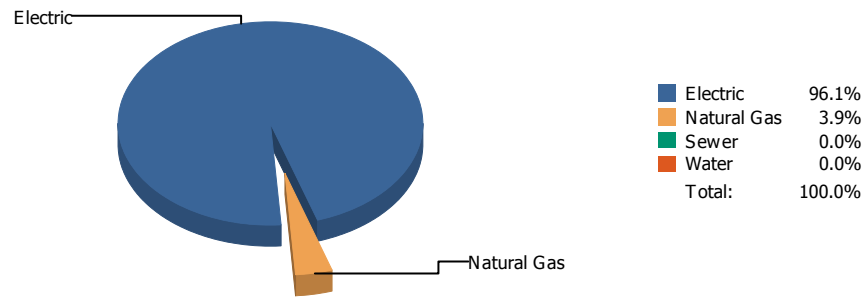


Cost

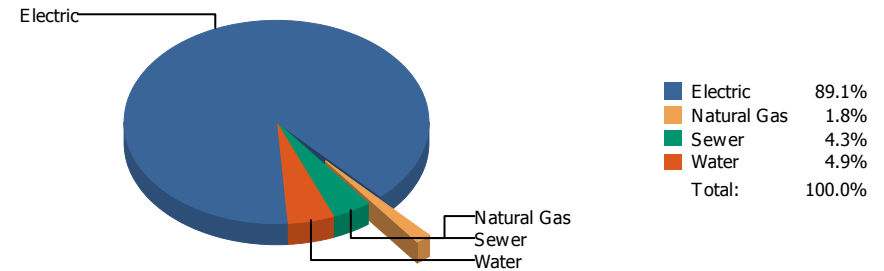


Commodity	Common Use	Energy Use	Energy Use / Area	Total Cost	Cost / Unit	Cost / Area
Place: [TIPPENELEMENTARY] TIPPIN ELEMENTARY 168 [BUILDING]						
Area: 88,360 SqFt						
Billing Period: Jul 2018						
ELECTRIC	71,400.00 kWh	243,688 KBtu	2.758 KBtu/SqFt	\$12,917.97	\$0.181 /kWh	\$0.146 /SqFt
NATURALGAS	71.00 CCF	7,313 KBtu	0.083 KBtu/SqFt	\$175.76	\$2.475 /CCF	\$0.002 /SqFt
SEWER	0.00 CCF			\$206.18	\$0.000 /CCF	\$0.002 /SqFt
WATER	599.00 CCF			\$3,609.65	\$6.026 /CCF	\$0.041 /SqFt
Totals:		251,001 KBtu	2.841 KBtu/SqFt	\$16,909.56		

Energy

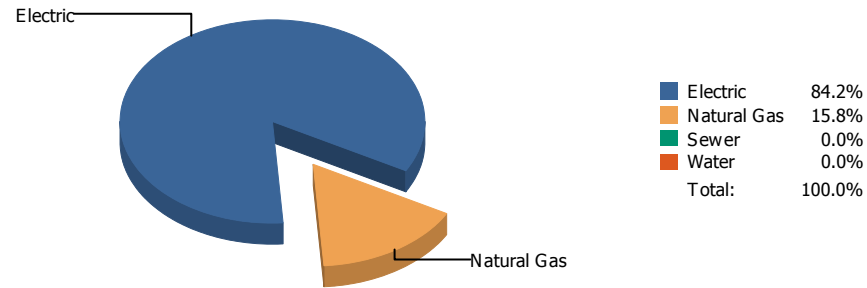


Cost

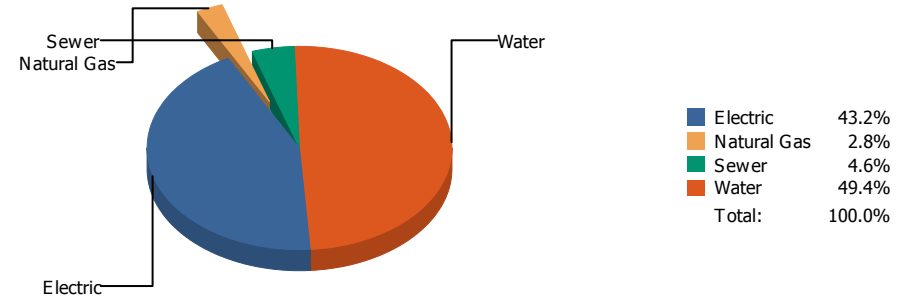


Commodity	Common Use	Energy Use	Energy Use / Area	Total Cost	Cost / Unit	Cost / Area
Place: [TOMLEA_2] TOM LEA 178 [BUILDING]						
Area: 88,828 SqFt						
Billing Period: Jul 2018						
ELECTRIC	46,360.00 kWh	158,227 KBtu	1.781 KBtu/SqFt	\$8,373.42	\$0.181 /kWh	\$0.094 /SqFt
NATURALGAS	62.00 CCF	6,386 KBtu	0.072 KBtu/SqFt	\$170.39	\$2.748 /CCF	\$0.002 /SqFt
SEWER	102.00 CCF			\$401.00	\$3.931 /CCF	\$0.005 /SqFt
WATER	40.00 CCF			\$457.38	\$11.435 /CCF	\$0.005 /SqFt
Totals:		164,613 KBtu	1.853 KBtu/SqFt	\$9,402.19		

Energy

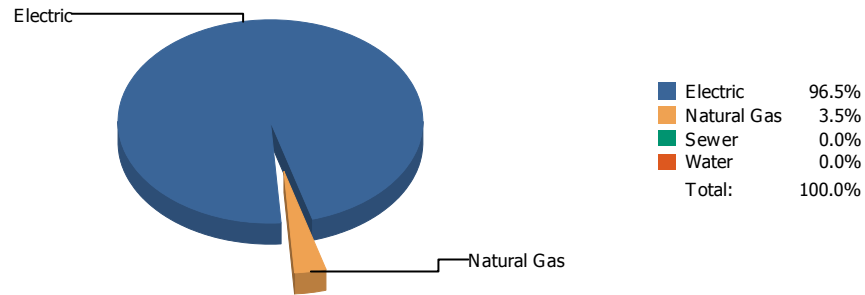


Cost

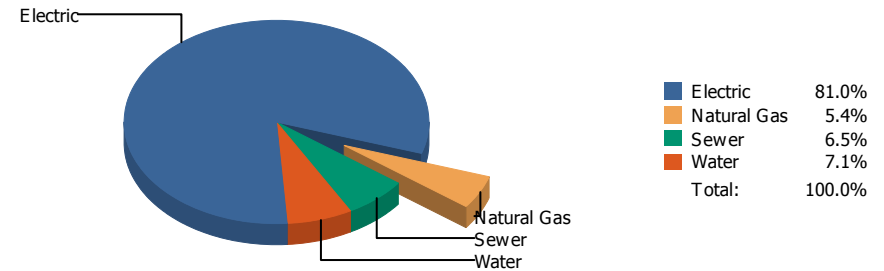


Commodity	Common Use	Energy Use	Energy Use / Area	Total Cost	Cost / Unit	Cost / Area
Place: [TRAVIS] TRAVIS 143 [BUILDING] Area: 78,925 SqFt Billing Period: Jul 2018						
ELECTRIC	14,640.00 kWh	49,966 KBtu	0.633 KBtu/SqFt	\$2,900.09	\$0.198 /kWh	\$0.037 /SqFt
NATURALGAS	91.00 CCF	9,373 KBtu	0.119 KBtu/SqFt	\$187.84	\$2.064 /CCF	\$0.002 /SqFt
SEWER	73.00 CCF			\$306.83	\$4.203 /CCF	\$0.004 /SqFt
WATER	568.00 CCF			\$3,317.18	\$5.840 /CCF	\$0.042 /SqFt
Totals:		59,339 KBtu	0.752 KBtu/SqFt	\$6,711.94		

Energy

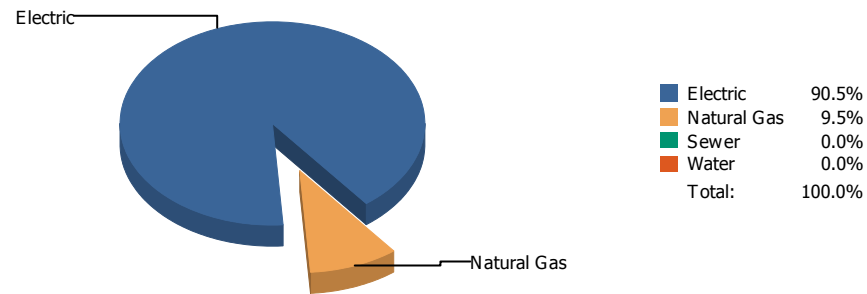


Cost

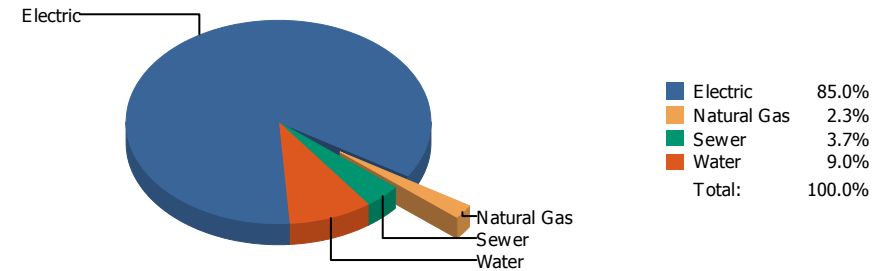


Commodity	Common Use	Energy Use	Energy Use / Area	Total Cost	Cost / Unit	Cost / Area
Place: [VILAS] VILAS 144 [BUILDING]						
Area: 66,992 SqFt						
Billing Period: Jul 2018						
ELECTRIC	34,581.00 kWh	118,025 KBtu	1.762 KBtu/SqFt	\$6,307.43	\$0.182 /kWh	\$0.094 /SqFt
NATURALGAS	41.00 CCF	4,223 KBtu	0.063 KBtu/SqFt	\$423.76	\$10.336 /CCF	\$0.006 /SqFt
SEWER	70.00 CCF			\$506.78	\$7.240 /CCF	\$0.007 /SqFt
WATER	94.00 CCF			\$549.18	\$5.842 /CCF	\$0.008 /SqFt
Totals:		122,248 KBtu	1.825 KBtu/SqFt	\$7,787.15		

Energy



Cost



Commodity	Common Use	Energy Use	Energy Use / Area	Total Cost	Cost / Unit	Cost / Area
Place: [W HILLS] WESTERN HILLS 146 [BUILDING]						
Area: 77,753 SqFt						
Billing Period: Jul 2018						
ELECTRIC	63,600.00 kWh	217,067 KBtu	2.792 KBtu/SqFt	\$9,848.19	\$0.155 /kWh	\$0.127 /SqFt
NATURALGAS	221.00 CCF	22,763 KBtu	0.293 KBtu/SqFt	\$266.11	\$1.204 /CCF	\$0.003 /SqFt
SEWER	61.00 CCF			\$434.07	\$7.116 /CCF	\$0.006 /SqFt
WATER	387.00 CCF			\$1,039.89	\$2.687 /CCF	\$0.013 /SqFt
Totals:		239,830 KBtu	3.085 KBtu/SqFt	\$11,588.26		

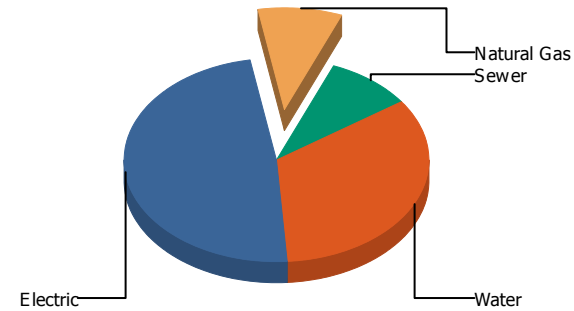
Energy

Electric



Electric	100.0%
Natural Gas	0.0%
Sewer	0.0%
Water	0.0%
Total:	100.0%

Cost

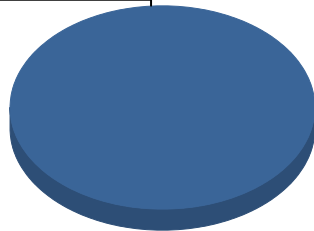


Electric	48.4%
Natural Gas	8.7%
Sewer	9.3%
Water	33.6%
Total:	100.0%

Commodity	Common Use	Energy Use	Energy Use / Area	Total Cost	Cost / Unit	Cost / Area
Place: [WAINWRIG] WAINWRIGHT 145 [BUILDING] Area: 38,227 SqFt Billing Period: Jul 2018						
ELECTRIC	14,850.00 kWh	50,683 KBtu	1.326 KBtu/SqFt	\$1,487.00	\$0.100 /kWh	\$0.039 /SqFt
NATURALGAS	0.00 CCF	0 KBtu	0.000 KBtu/SqFt	\$266.10	\$0.000 /CCF	\$0.007 /SqFt
SEWER	51.00 CCF			\$283.95	\$5.568 /CCF	\$0.007 /SqFt
WATER	204.00 CCF			\$1,032.30	\$5.060 /CCF	\$0.027 /SqFt
Totals:		50,683 KBtu	1.326 KBtu/SqFt	\$3,069.35		

Energy

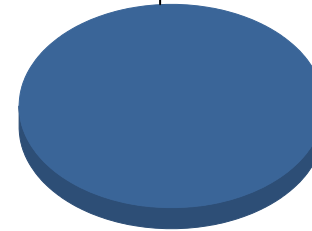
Electric



■ Electric 100.0%
Total: 100.0%

Cost

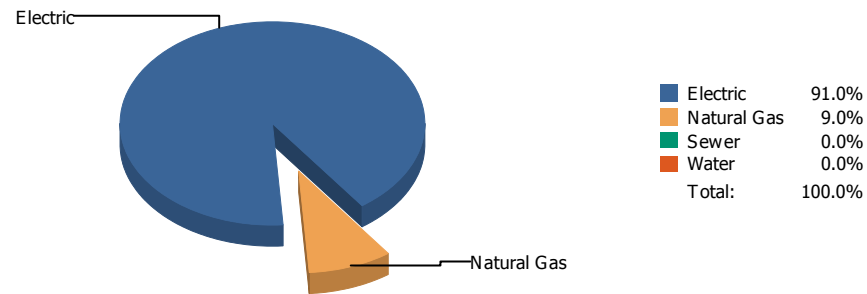
Electric



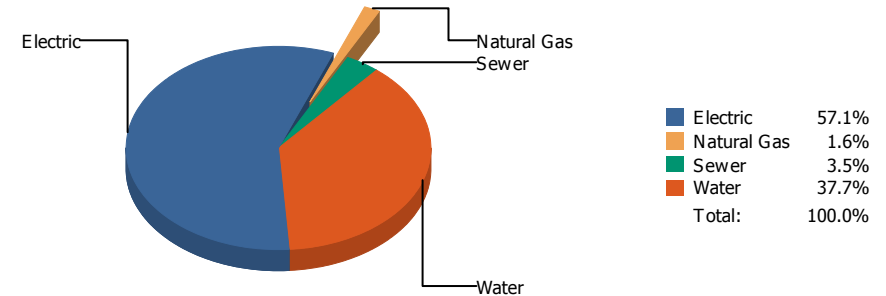
■ Electric 100.0%
Total: 100.0%

Commodity	Common Use	Energy Use	Energy Use / Area	Total Cost	Cost / Unit	Cost / Area
Place: [WESTSIDE] WESTSIDE TRANSPORTATION 951 [BUILDING]						
Area: 4,040 SqFt						
Billing Period: Jul 2018						
ELECTRIC	3,512.00 kWh	11,986 KBtu	2.967 KBtu/SqFt	\$410.28	\$0.117 /kWh	\$0.102 /SqFt
Totals:		11,986 KBtu	2.967 KBtu/SqFt	\$410.28		

Energy

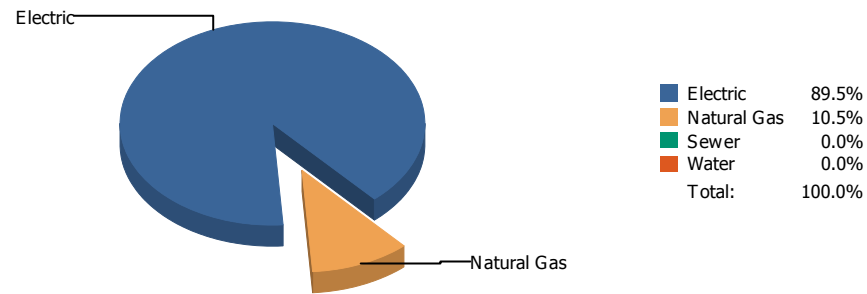


Cost

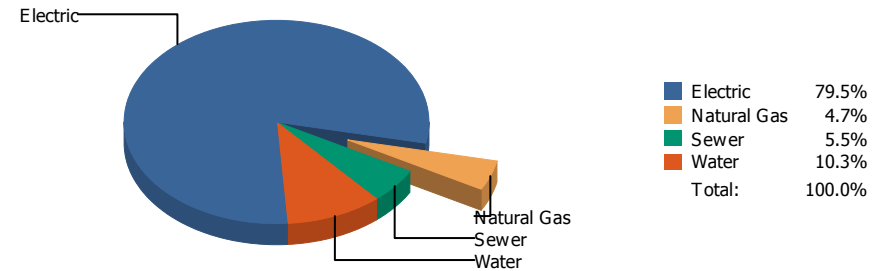


Commodity	Common Use	Energy Use	Energy Use / Area	Total Cost	Cost / Unit	Cost / Area
Place: [WHITAKER] WHITAKER 153 [BUILDING]						
Area: 89,458 SqFt						
Billing Period: Jul 2018						
ELECTRIC	42,840.00 kWh	146,213 KBtu	1.634 KBtu/SqFt	\$7,611.90	\$0.178 /kWh	\$0.085 /SqFt
NATURALGAS	140.00 CCF	14,420 KBtu	0.161 KBtu/SqFt	\$217.35	\$1.553 /CCF	\$0.002 /SqFt
SEWER	91.00 CCF			\$473.26	\$5.201 /CCF	\$0.005 /SqFt
WATER	1,714.00 CCF			\$5,032.57	\$2.936 /CCF	\$0.056 /SqFt
Totals:		160,633 KBtu	1.796 KBtu/SqFt	\$13,335.08		

Energy

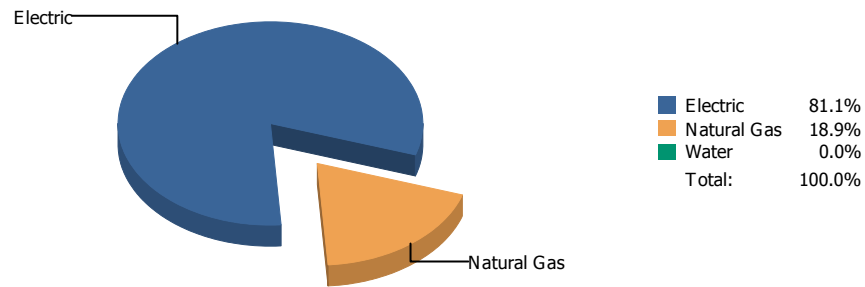


Cost

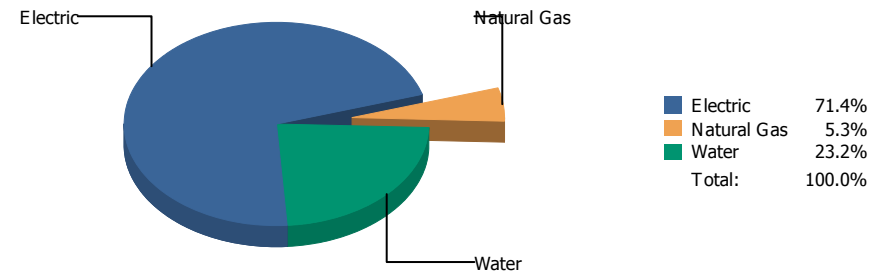


Commodity	Common Use	Energy Use	Energy Use / Area	Total Cost	Cost / Unit	Cost / Area
Place: [WHITE] ZACH WHITE ELEMENTARY NEW-1997 [BUILDING]						
Area: 92,458 SqFt						
Billing Period: Jul 2018						
ELECTRIC	37,200.00 kWh	126,964 KBtu	1.373 KBtu/SqFt	\$5,949.37	\$0.160 /kWh	\$0.064 /SqFt
NATURALGAS	144.00 CCF	14,832 KBtu	0.160 KBtu/SqFt	\$352.81	\$2.450 /CCF	\$0.004 /SqFt
SEWER	116.00 CCF			\$408.10	\$3.518 /CCF	\$0.004 /SqFt
WATER	175.00 CCF			\$774.01	\$4.423 /CCF	\$0.008 /SqFt
Totals:		141,796 KBtu	1.534 KBtu/SqFt	\$7,484.29		

Energy

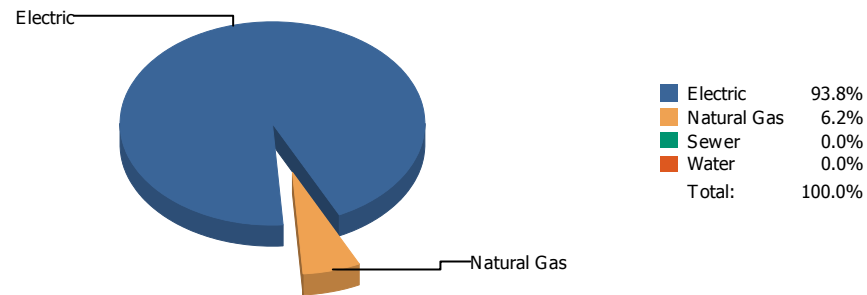


Cost

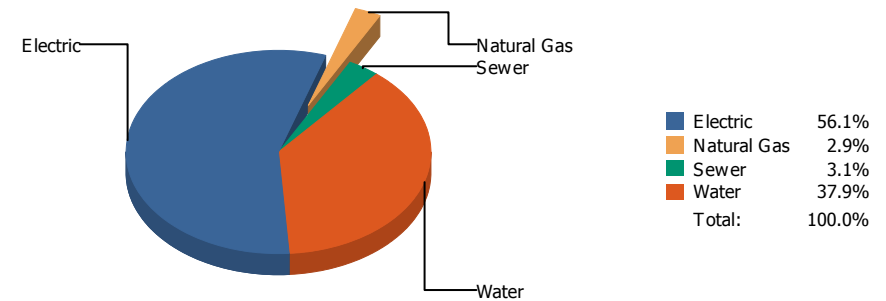


Commodity	Common Use	Energy Use	Energy Use / Area	Total Cost	Cost / Unit	Cost / Area
Place: [WIGGS] WIGGS 052 [BUILDING] Area: 110,689 SqFt Billing Period: Jul 2018						
ELECTRIC	37,260.00 kWh	127,168 KBtu	1.149 KBtu/SqFt	\$4,092.82	\$0.110 /kWh	\$0.037 /SqFt
NATURALGAS	288.00 CCF	29,664 KBtu	0.268 KBtu/SqFt	\$306.46	\$1.064 /CCF	\$0.003 /SqFt
WATER	371.00 CCF			\$1,332.11	\$3.591 /CCF	\$0.012 /SqFt
Totals:		156,832 KBtu	1.417 KBtu/SqFt	\$5,731.39		

Energy



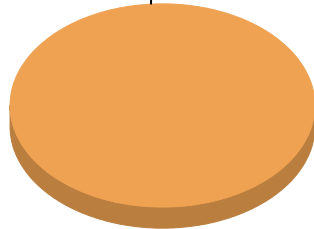
Cost



Commodity	Common Use	Energy Use	Energy Use / Area	Total Cost	Cost / Unit	Cost / Area
Place: [ZAVALA] ZAVALA 148 [BUILDING]						
Area: 53,356 SqFt						
Billing Period: Jul 2018						
ELECTRIC	22,250.00 kWh	75,939 KBtu	1.423 KBtu/SqFt	\$3,130.86	\$0.141 /kWh	\$0.059 /SqFt
NATURALGAS	49.00 CCF	5,047 KBtu	0.095 KBtu/SqFt	\$162.56	\$3.318 /CCF	\$0.003 /SqFt
SEWER	43.00 CCF			\$175.40	\$4.079 /CCF	\$0.003 /SqFt
WATER	325.00 CCF			\$2,116.22	\$6.511 /CCF	\$0.040 /SqFt
Totals:		80,986 KBtu	1.518 KBtu/SqFt	\$5,585.04		

Energy

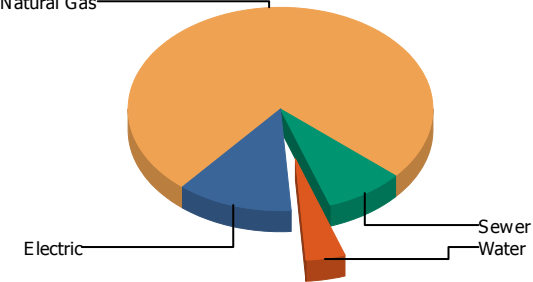
Natural Gas



Electric	0.0%
Natural Gas	100.0%
Sewer	0.0%
Water	0.0%
Total:	100.0%

Cost

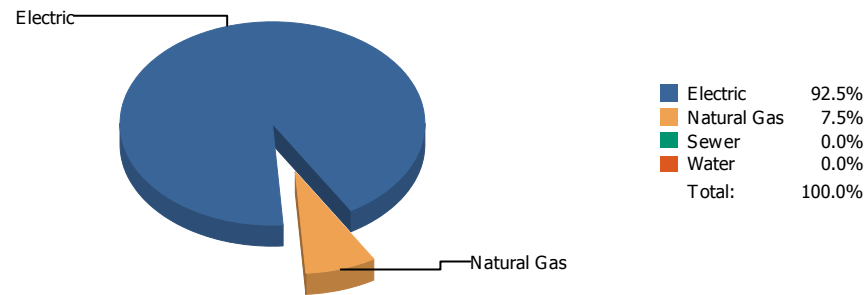
Natural Gas



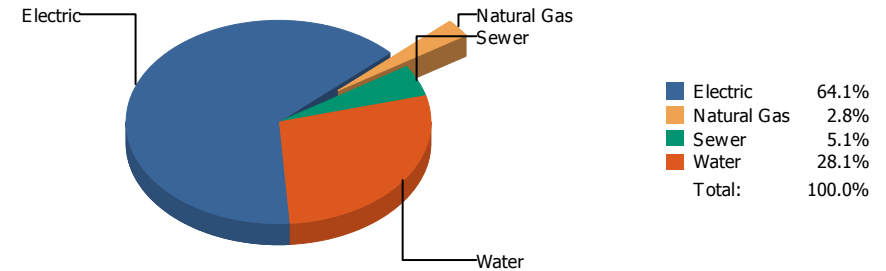
Electric	12.3%
Natural Gas	75.2%
Sewer	8.5%
Water	4.0%
Total:	100.0%

Commodity	Common Use	Energy Use	Energy Use / Area	Total Cost	Cost / Unit	Cost / Area
Place: [ZUNI] ZUNI COTTAGES 952 [BUILDING] Area: 3,505 SqFt Billing Period: Jul 2018						
ELECTRIC	0.00 kWh	0 KBtu	0.000 KBtu/SqFt	\$43.56	\$0.000 /kWh	\$0.012 /SqFt
NATURALGAS	1.00 CCF	103 KBtu	0.029 KBtu/SqFt	\$266.69	\$266.690 /CCF	\$0.076 /SqFt
SEWER	0.00 CCF			\$30.28	\$0.000 /CCF	\$0.009 /SqFt
WATER	0.00 CCF			\$14.32	\$0.000 /CCF	\$0.004 /SqFt
Totals:		103 KBtu	0.029 KBtu/SqFt	\$354.85		

Energy



Cost



Commodity	Common Use	Energy Use	Energy Use / Area	Total Cost	Cost / Unit	Cost / Area
Place Summary Report						
Area: 10,748,824 SqFt						
Billing Period: Jul 2018						
ELECTRIC	4,879,124.00 kWh	16,652,450 KBtu	1.549 KBtu/SqFt	\$723,245.30	\$0.148 /kWh	\$0.067 /SqFt
NATURALGAS	13,064.00 CCF	1,345,592 KBtu	0.125 KBtu/SqFt	\$31,408.23	\$2.404 /CCF	\$0.003 /SqFt
SEWER	16,536.00 CCF			\$57,237.84	\$3.461 /CCF	\$0.005 /SqFt
WATER	74,691.00 CCF			\$317,220.36	\$4.247 /CCF	\$0.030 /SqFt
Totals:		17,998,042 KBtu	1.674 KBtu/SqFt	\$1,129,111.73		

* Please note per area calculations only include buildings with a floor area greater than 0.

Requested by: deiland

Client version:

Report version: 7

Filters: Meters in Building Name: Not one of NORTHEAST BOOK DEPOSITORY 814;ZACH WHITE MODULAR SCHOOL 147;START SCHOOL EARLY 1 DAY
VALUE;STADIUM RATE CHANGES;SKY PARK IB1;SKY PARK I 200;SKY PARK;REMCON COTTAGES;PARKDALE COTTAGES 957;NEW COMPUTERS SINCE JUNE
1990;Lighting;HONDO PASS COTTAGES;Butterfield Trail Warehouse;BRANON COTTAGES 955;BLUE FLAME BLDG.;BARCELONA COTTAGES;ALL REFUNDS AND
REBATES; ; Bill is Void Equals 0; Account is Active Equals 1; Bill is from External Vendor Equals 1; ; Billing Period Equals Jul 2018

Record count: 0