

elpaso

Energy CAP

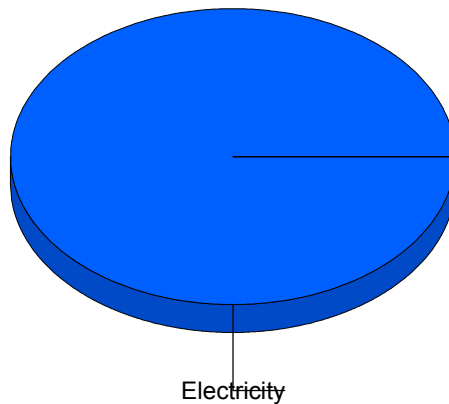
Cost Avoidance Program

Cost Summary Graph

Grouped by Energy Type

Energy Type	Use	Units	Meter Cost	Special Charges	Total Cost	Avg Unit Cost	% of Total Cost
Site: ALAMO ELEMENTARY SCH - ALAMO ELEMENTARY SCH							
Electricity	12,500	KWH	\$779.82	\$0.00	\$779.82	0.0624	100.00%
Total Cost:			\$779.82	\$0.00	\$779.82		

For ALAMO
ELEMENTARY
SCH



■ Electricity	100.0%
Total:	100.0%

Filters: Cost Center Name Not Equal To DoNotReport; Billing Period Equal To 201603All Meter CodesAll Group Names

elpaso

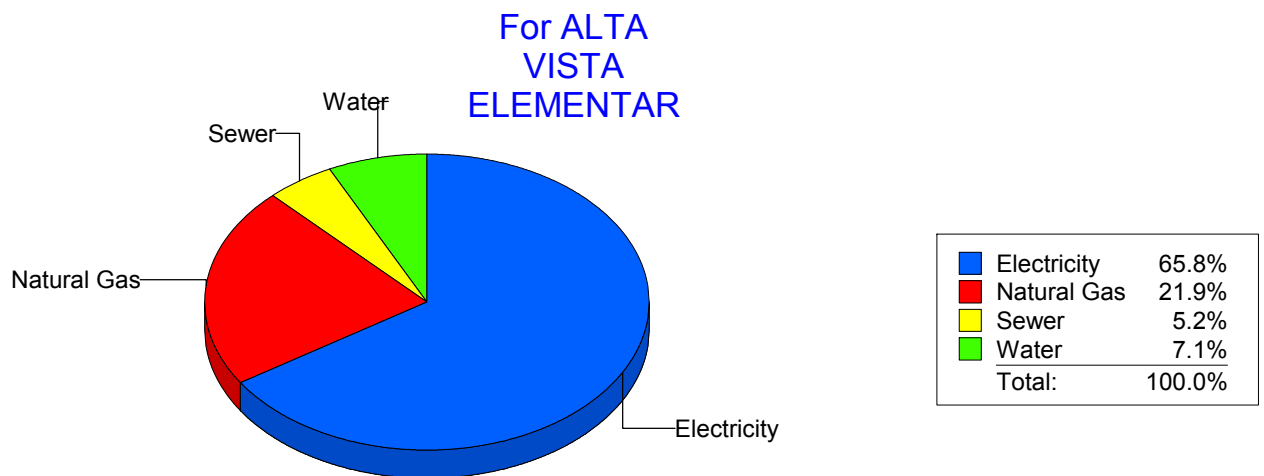
Energy CAP

Cost Avoidance Program

Cost Summary Graph

Grouped by Energy Type

Energy Type	Use	Units	Meter Cost	Special Charges	Total Cost	Avg Unit Cost	% of Total Cost
Site: ALTA VISTA ELEMENTAR - ALTA VISTA ELEMENTAR							
Electricity	27,600	KWH	\$2,702.14	\$0.00	\$2,702.14	0.0979	65.80%
Natural Gas	1,408	CCF	\$898.52	\$0.00	\$898.52	0.6382	21.88%
Water	103	CCF	\$293.18	\$0.00	\$293.18	2.8464	7.14%
Sewer	64	CCF	\$212.71	\$0.00	\$212.71	3.3236	5.18%
Total Cost:			\$4,106.55	\$0.00	\$4,106.55		



Filters: Cost Center Name Not Equal To DoNotReport; Billing Period Equal To 201603All Meter CodesAll Group Names

elpaso

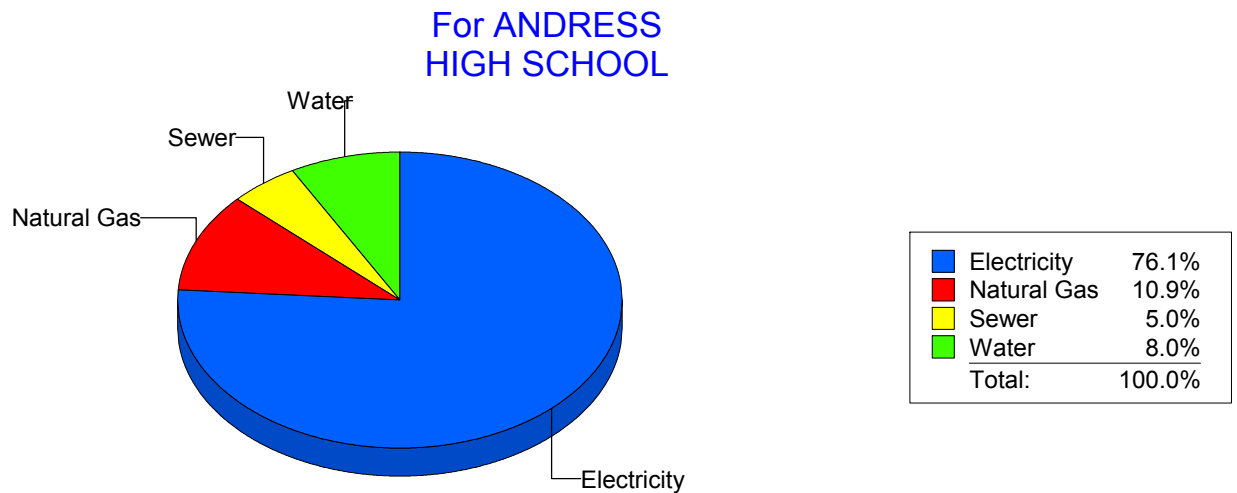
Energy CAP

Cost Avoidance Program

Cost Summary Graph

Grouped by Energy Type

Energy Type	Use	Units	Meter Cost	Special Charges	Total Cost	Avg Unit Cost	% of Total Cost
Site: ANDRESS HIGH SCHOOL - ANDRESS HIGH SCHOOL							
Electricity	157,972	KWH	\$14,740.59	\$0.00	\$14,740.59	0.0933	76.11%
Natural Gas	3,736	CCF	\$2,105.46	\$0.00	\$2,105.46	0.5636	10.87%
Water	747	CCF	\$1,551.73	\$0.00	\$1,551.73	2.0773	8.01%
Sewer	649	CCF	\$968.77	\$0.00	\$968.77	1.4927	5.00%
Total Cost:			\$19,366.55	\$0.00	\$19,366.55		



Filters: Cost Center Name Not Equal To DoNotReport; Billing Period Equal To 201603All Meter CodesAll Group Names

elpaso

Energy CAP

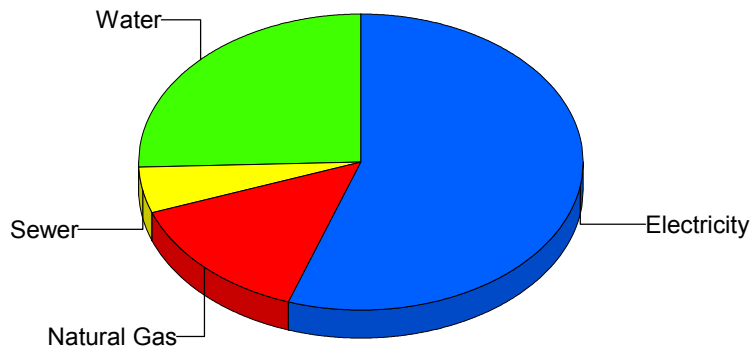
Cost Avoidance Program

Cost Summary Graph

Grouped by Energy Type

Energy Type	Use	Units	Meter Cost	Special Charges	Total Cost	Avg Unit Cost	% of Total Cost
Site: AOY ELEMENTARY SCHOO - AOY ELEMENTARY SCHOO							
Electricity	55,865	KWH	\$5,817.23	\$0.00	\$5,817.23	0.1041	55.28%
Natural Gas	2,702	CCF	\$1,505.31	\$0.00	\$1,505.31	0.5571	14.30%
Water	535	CCF	\$2,703.53	\$0.00	\$2,703.53	5.0533	25.69%
Sewer	73	CCF	\$497.35	\$0.00	\$497.35	6.8130	4.73%
Total Cost:			\$10,523.42	\$0.00	\$10,523.42		

For AOY
ELEMENTARY
SCHOO



Electricity	55.3%
Natural Gas	14.3%
Sewer	4.7%
Water	25.7%
Total:	100.0%

Filters: Cost Center Name Not Equal To DoNotReport; Billing Period Equal To 201603All Meter CodesAll Group Names

elpaso

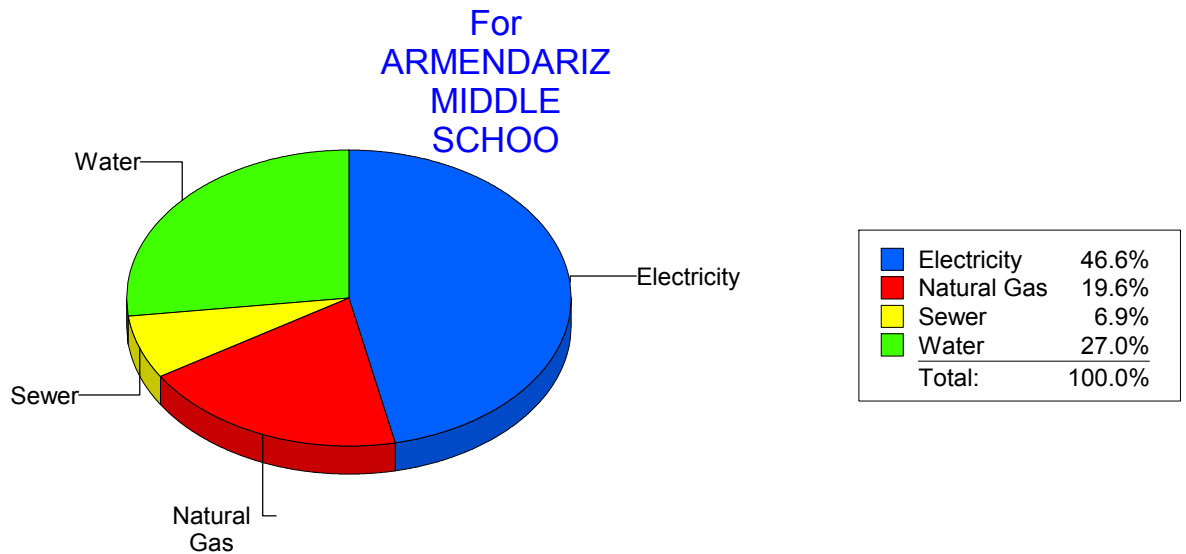
Energy CAP

Cost Avoidance Program

Cost Summary Graph

Grouped by Energy Type

Energy Type	Use	Units	Meter Cost	Special Charges	Total Cost	Avg Unit Cost	% of Total Cost
Site: ARMENDARIZ MIDDLE SCHOO - ARMENDARIZ MIDDLE SCHOO							
Electricity	291 KWH		\$4,304.11	\$0.00	\$4,304.11	14.7908	46.58%
Natural Gas	3,593 CCF		\$1,806.56	\$0.00	\$1,806.56	0.5028	19.55%
Water	636 CCF		\$2,495.36	\$0.00	\$2,495.36	3.9235	27.00%
Sewer	164 CCF		\$634.50	\$0.00	\$634.50	3.8689	6.87%
Total Cost:			\$9,240.53	\$0.00	\$9,240.53		



Filters: Cost Center Name Not Equal To DoNotReport; Billing Period Equal To 201603All Meter CodesAll Group Names

elpaso

Energy CAP

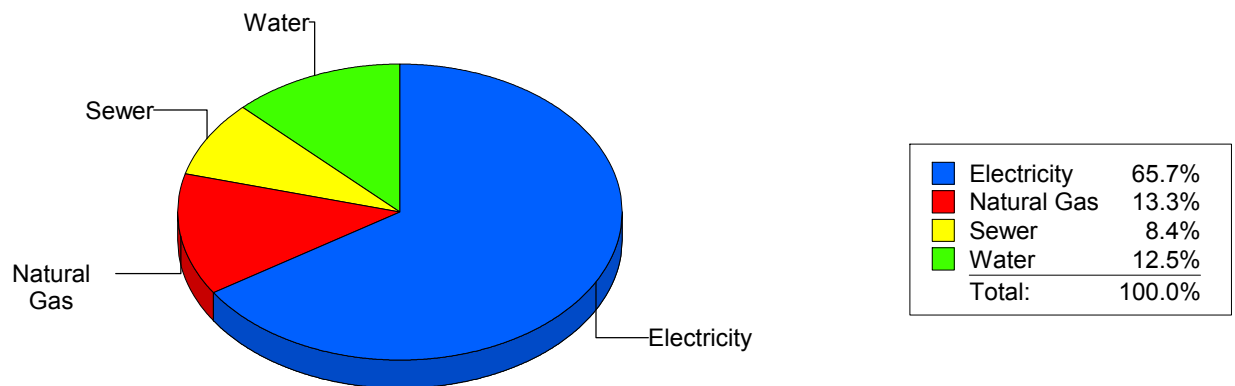
Cost Avoidance Program

Cost Summary Graph

Grouped by Energy Type

Energy Type	Use	Units	Meter Cost	Special Charges	Total Cost	Avg Unit Cost	% of Total Cost
Site: AUSTIN HIGH SCHOOL - AUSTIN HIGH SCHOOL							
Electricity	110,685	KWH	\$11,708.37	\$0.00	\$11,708.37	0.1058	65.72%
Natural Gas	4,297	CCF	\$2,377.48	\$0.00	\$2,377.48	0.5533	13.34%
Water	713	CCF	\$2,235.48	\$0.00	\$2,235.48	3.1353	12.55%
Sewer	604	CCF	\$1,494.77	\$0.00	\$1,494.77	2.4748	8.39%
Total Cost:			\$17,816.10	\$0.00	\$17,816.10		

For AUSTIN
HIGH SCHOOL



Filters: Cost Center Name Not Equal To DoNotReport; Billing Period Equal To 201603All Meter CodesAll Group Names

elpaso

Energy CAP

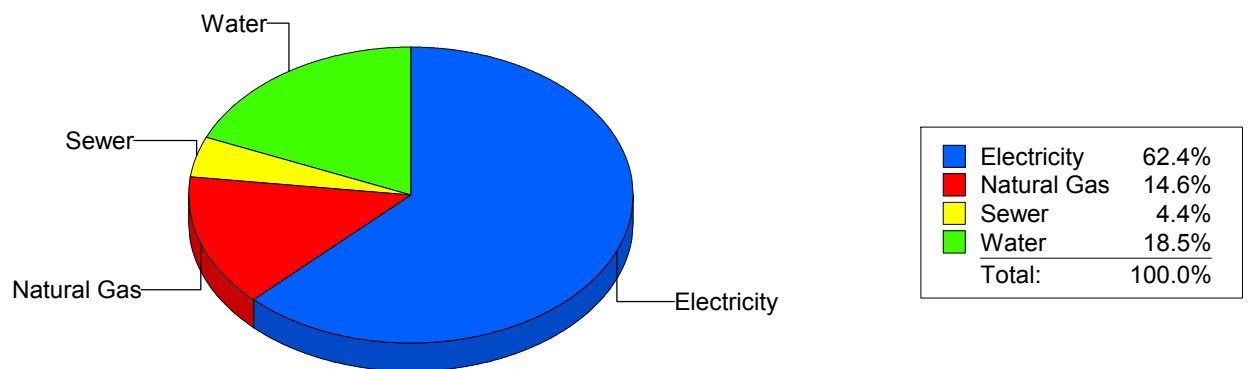
Cost Avoidance Program

Cost Summary Graph

Grouped by Energy Type

Energy Type	Use	Units	Meter Cost	Special Charges	Total Cost	Avg Unit Cost	% of Total Cost
Site: BARRON - BARRON							
Electricity	67,962	KWH	\$6,334.64	\$0.00	\$6,334.64	0.0932	62.44%
Natural Gas	2,649	CCF	\$1,484.64	\$0.00	\$1,484.64	0.5605	14.63%
Water	278	CCF	\$1,879.34	\$0.00	\$1,879.34	6.7602	18.52%
Sewer	68	CCF	\$446.84	\$0.00	\$446.84	6.5712	4.40%
Total Cost:			\$10,145.46	\$0.00	\$10,145.46		

For BARRON



Filters: Cost Center Name Not Equal To DoNotReport; Billing Period Equal To 201603All Meter CodesAll Group Names

elpaso

Energy CAP

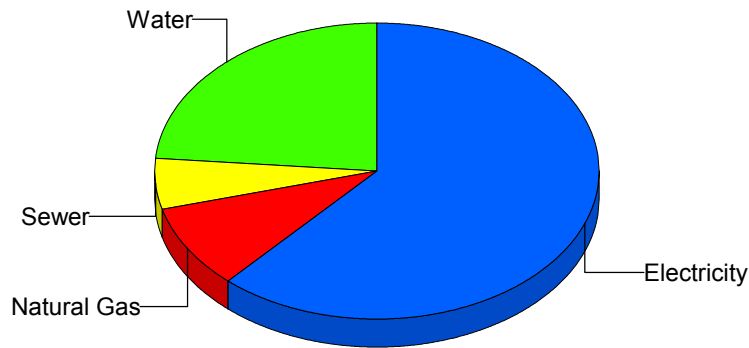
Cost Avoidance Program

Cost Summary Graph

Grouped by Energy Type

Energy Type	Use	Units	Meter Cost	Special Charges	Total Cost	Avg Unit Cost	% of Total Cost
Site: BASSET MIDDLE SCHOOL - BASSET MIDDLE SCHOOL							
Electricity	61,016	KWH	\$6,213.92	\$0.00	\$6,213.92	0.1018	61.58%
Natural Gas	1,531	CCF	\$947.27	\$0.00	\$947.27	0.6187	9.39%
Water	646	CCF	\$2,383.42	\$0.00	\$2,383.42	3.6895	23.62%
Sewer	271	CCF	\$546.37	\$0.00	\$546.37	2.0161	5.41%
Total Cost:			\$10,090.98	\$0.00	\$10,090.98		

For BASSET
MIDDLE
SCHOOL



Electricity	61.6%
Natural Gas	9.4%
Sewer	5.4%
Water	23.6%
Total:	100.0%

Filters: Cost Center Name Not Equal To DoNotReport; Billing Period Equal To 201603All Meter CodesAll Group Names

elpaso

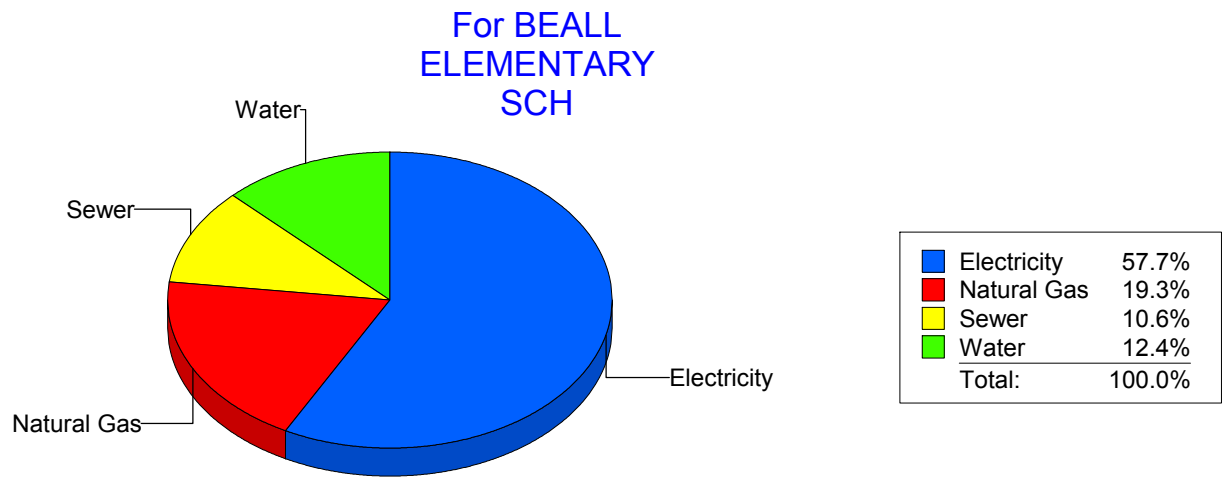
Energy CAP

Cost Avoidance Program

Cost Summary Graph

Grouped by Energy Type

Energy Type	Use	Units	Meter Cost	Special Charges	Total Cost	Avg Unit Cost	% of Total Cost
Site: BEALL ELEMENTARY SCH - BEALL ELEMENTARY SCH							
Electricity	19,994	KWH	\$1,936.44	\$0.00	\$1,936.44	0.0969	57.70%
Natural Gas	892	CCF	\$647.38	\$0.00	\$647.38	0.7258	19.29%
Water	137	CCF	\$417.13	\$0.00	\$417.13	3.0447	12.43%
Sewer	83	CCF	\$354.97	\$0.00	\$354.97	4.2767	10.58%
Total Cost:			\$3,355.92	\$0.00	\$3,355.92		



Filters: Cost Center Name Not Equal To DoNotReport; Billing Period Equal To 201603All Meter CodesAll Group Names

elpaso

Energy CAP

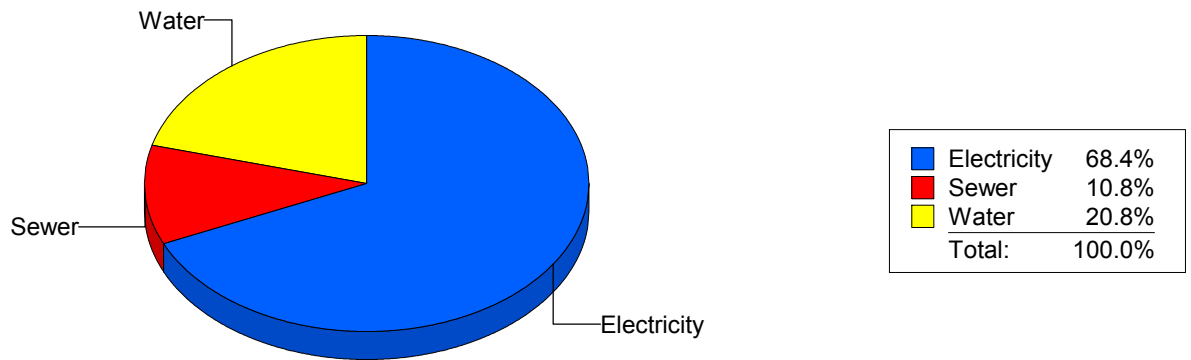
Cost Avoidance Program

Cost Summary Graph

Grouped by Energy Type

Energy Type	Use	Units	Meter Cost	Special Charges	Total Cost	Avg Unit Cost	% of Total Cost
Site: BLISS ELEMENTARY - BLISS ELEMENTARY							
Electricity	27,783	KWH	\$2,863.06	\$0.00	\$2,863.06	0.1031	68.39%
Water	321	CCF	\$869.45	\$0.00	\$869.45	2.7086	20.77%
Sewer	85	CCF	\$453.97	\$0.00	\$453.97	5.3408	10.84%
Total Cost:			\$4,186.48	\$0.00	\$4,186.48		

For BLISS
ELEMENTARY



Filters: Cost Center Name Not Equal To DoNotReport; Billing Period Equal To 201603All Meter CodesAll Group Names

elpaso

Energy CAP

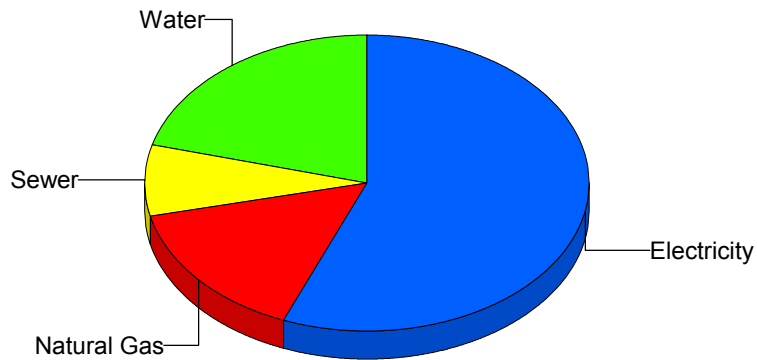
Cost Avoidance Program

Cost Summary Graph

Grouped by Energy Type

Energy Type	Use	Units	Meter Cost	Special Charges	Total Cost	Avg Unit Cost	% of Total Cost
Site: BOND - BOND ELEMENTARY							
Electricity	22,635	KWH	\$2,854.30	\$0.00	\$2,854.30	0.1261	56.11%
Natural Gas	1,152	CCF	\$770.66	\$0.00	\$770.66	0.6690	15.15%
Water	253	CCF	\$1,055.63	\$0.00	\$1,055.63	4.1725	20.75%
Sewer	120	CCF	\$405.98	\$0.00	\$405.98	3.3832	7.98%
Total Cost:			\$5,086.57	\$0.00	\$5,086.57		

For BOND
ELEMENTARY



Electricity	56.1%
Natural Gas	15.2%
Sewer	8.0%
Water	20.8%
Total:	100.0%

Filters: Cost Center Name Not Equal To DoNotReport; Billing Period Equal To 201603All Meter CodesAll Group Names

elpaso

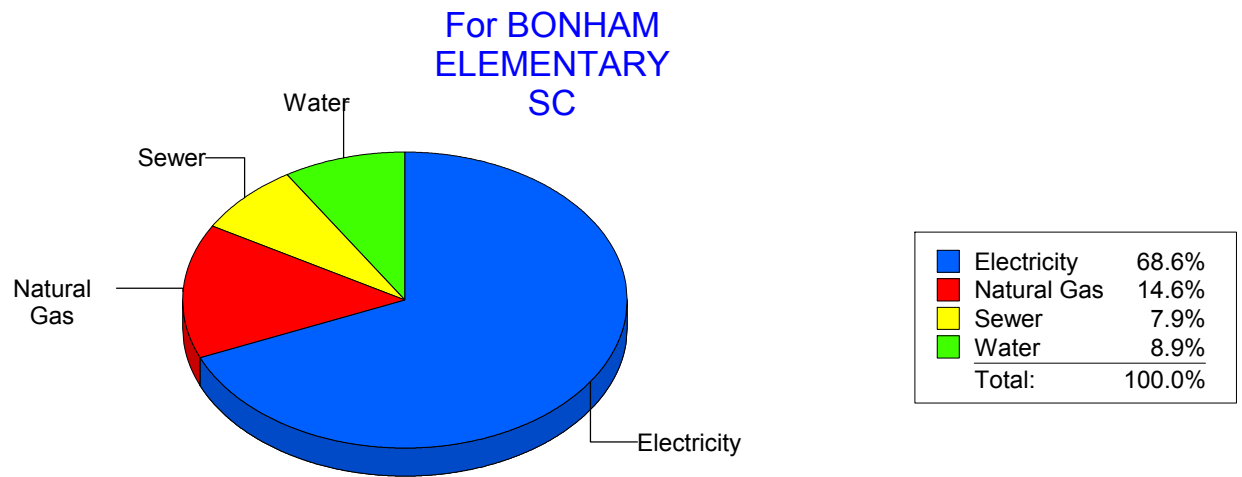
Energy CAP

Cost Avoidance Program

Cost Summary Graph

Grouped by Energy Type

Energy Type	Use	Units	Meter Cost	Special Charges	Total Cost	Avg Unit Cost	% of Total Cost
Site: BONHAM ELEMENTARY SC - BONHAM ELEMENTARY SC							
Electricity	25,655	KWH	\$3,259.78	\$0.00	\$3,259.78	0.1271	68.63%
Natural Gas	1,221	CCF	\$692.69	\$0.00	\$692.69	0.5673	14.58%
Water	151	CCF	\$423.14	\$0.00	\$423.14	2.8023	8.91%
Sewer	98	CCF	\$374.11	\$0.00	\$374.11	3.8174	7.88%
Total Cost:			\$4,749.72	\$0.00	\$4,749.72		



Filters: Cost Center Name Not Equal To DoNotReport; Billing Period Equal To 201603All Meter CodesAll Group Names

elpaso

Energy CAP

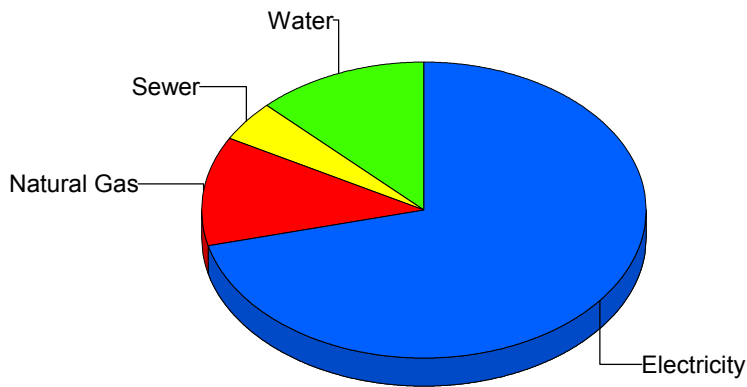
Cost Avoidance Program

Cost Summary Graph

Grouped by Energy Type

Energy Type	Use	Units	Meter Cost	Special Charges	Total Cost	Avg Unit Cost	% of Total Cost
Site: BOWIE HIGH SCHOOL - BOWIE HIGH SCHOOL							
Electricity	247,112	KWH	\$20,957.41	\$0.00	\$20,957.41	0.0848	71.00%
Natural Gas	7,128	CCF	\$3,553.61	\$0.00	\$3,553.61	0.4985	12.04%
Water	1,845	CCF	\$3,707.58	\$0.00	\$3,707.58	2.0095	12.56%
Sewer	441	CCF	\$1,297.88	\$0.00	\$1,297.88	2.9430	4.40%
Total Cost:			\$29,516.48	\$0.00	\$29,516.48		

For BOWIE
HIGH SCHOOL



Electricity	71.0%
Natural Gas	12.0%
Sewer	4.4%
Water	12.6%
Total:	100.0%

Filters: Cost Center Name Not Equal To DoNotReport; Billing Period Equal To 201603All Meter CodesAll Group Names

elpaso

Energy CAP

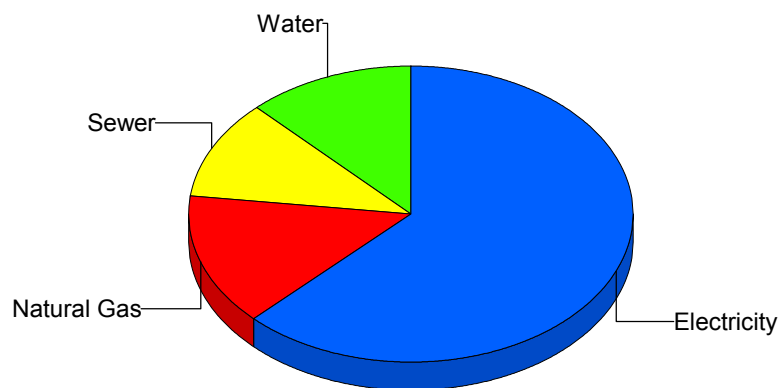
Cost Avoidance Program

Cost Summary Graph

Grouped by Energy Type

Energy Type	Use	Units	Meter Cost	Special Charges	Total Cost	Avg Unit Cost	% of Total Cost
Site: BRADLEY ELEMENTARY - BRADLEY ELEMENTARY							
Electricity	23,300	KWH	\$2,237.56	\$0.00	\$2,237.56	0.0960	62.62%
Natural Gas	834	CCF	\$509.91	\$0.00	\$509.91	0.6114	14.27%
Water	101	CCF	\$438.71	\$0.00	\$438.71	4.3437	12.28%
Sewer	105	CCF	\$387.00	\$0.00	\$387.00	3.6857	10.83%
Total Cost:			\$3,573.18	\$0.00	\$3,573.18		

For BRADLEY
ELEMENTARY



Electricity	62.6%
Natural Gas	14.3%
Sewer	10.8%
Water	12.3%
Total:	100.0%

Filters: Cost Center Name Not Equal To DoNotReport; Billing Period Equal To 201603All Meter CodesAll Group Names

elpaso

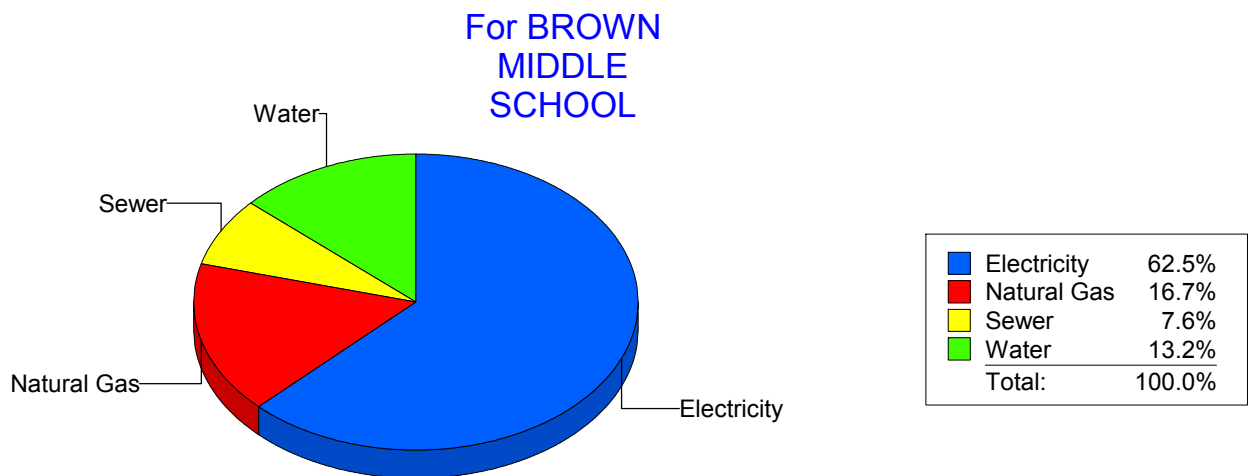
Energy CAP

Cost Avoidance Program

Cost Summary Graph

Grouped by Energy Type

Energy Type	Use	Units	Meter Cost	Special Charges	Total Cost	Avg Unit Cost	% of Total Cost
Site: BROWN MIDDLE SCHOOL - BROWN MIDDLE SCHOOL							
Electricity	86,600	KWH	\$7,737.87	\$0.00	\$7,737.87	0.0894	62.46%
Natural Gas	4,161	CCF	\$2,068.73	\$0.00	\$2,068.73	0.4972	16.70%
Water	695	CCF	\$1,636.77	\$0.00	\$1,636.77	2.3551	13.21%
Sewer	332	CCF	\$944.70	\$0.00	\$944.70	2.8455	7.63%
Total Cost:			\$12,388.07	\$0.00	\$12,388.07		



Filters: Cost Center Name Not Equal To DoNotReport; Billing Period Equal To 201603All Meter CodesAll Group Names

el Paso

Energy CAP

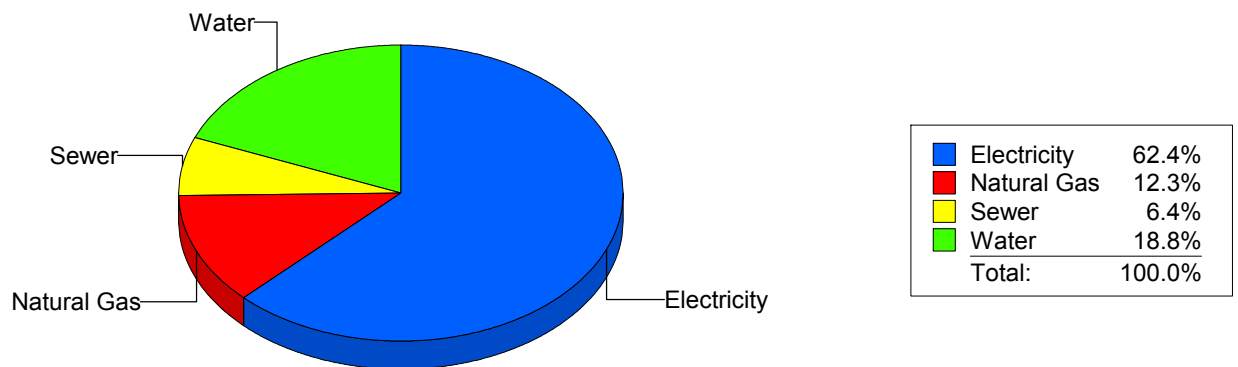
Cost Avoidance Program

Cost Summary Graph

Grouped by Energy Type

Energy Type	Use	Units	Meter Cost	Special Charges	Total Cost	Avg Unit Cost	% of Total Cost
Site: BURGESS HIGH SCHOOL - BURGESS HIGH SCHOOL							
Electricity	89,640	KWH	\$8,619.04	\$0.00	\$8,619.04	0.0962	62.45%
Natural Gas	2,861	CCF	\$1,693.82	\$0.00	\$1,693.82	0.5920	12.27%
Water	598	CCF	\$2,600.65	\$0.00	\$2,600.65	4.3489	18.84%
Sewer	287	CCF	\$888.82	\$0.00	\$888.82	3.0969	6.44%
Total Cost:			\$13,802.33	\$0.00	\$13,802.33		

For BURGESS
HIGH SCHOOL



Filters: Cost Center Name Not Equal To DoNotReport; Billing Period Equal To 201603All Meter CodesAll Group Names

elpaso

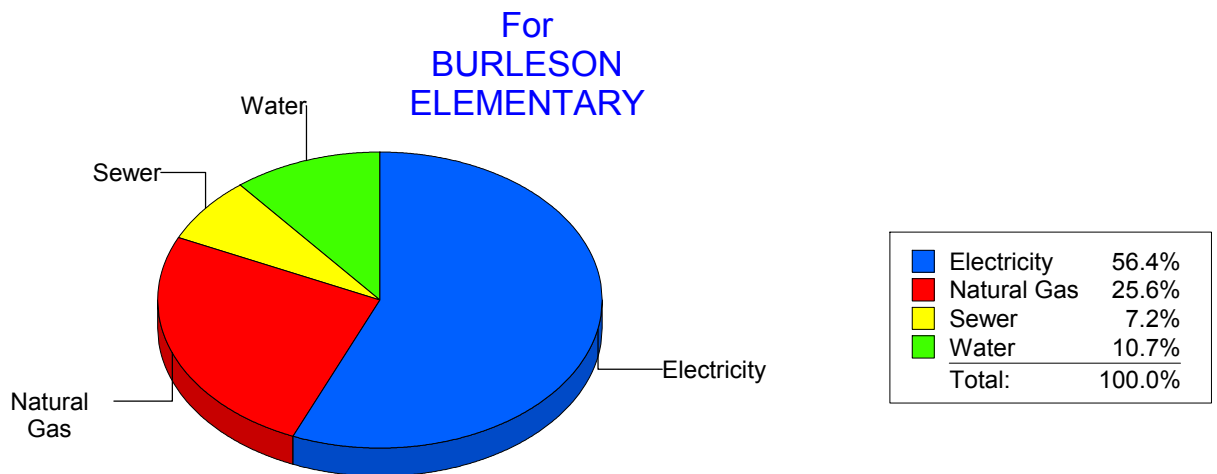
Energy CAP

Cost Avoidance Program

Cost Summary Graph

Grouped by Energy Type

Energy Type	Use	Units	Meter Cost	Special Charges	Total Cost	Avg Unit Cost	% of Total Cost
Site: BURLESON ELEMENTARY - BURLESON ELEMENTARY							
Electricity	21,303	KWH	\$2,051.05	\$0.00	\$2,051.05	0.0963	56.42%
Natural Gas	1,251	CCF	\$931.25	\$0.00	\$931.25	0.7444	25.62%
Water	141	CCF	\$390.68	\$0.00	\$390.68	2.7708	10.75%
Sewer	69	CCF	\$262.07	\$0.00	\$262.07	3.7981	7.21%
Total Cost:			\$3,635.05	\$0.00	\$3,635.05		



Filters: Cost Center Name Not Equal To DoNotReport; Billing Period Equal To 201603All Meter CodesAll Group Names

el Paso

Energy CAP

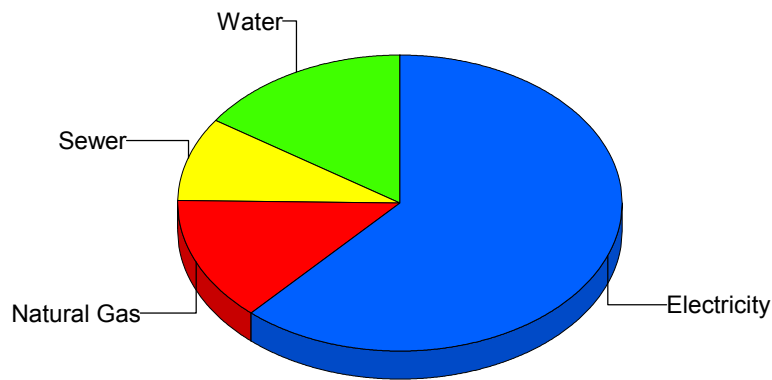
Cost Avoidance Program

Cost Summary Graph

Grouped by Energy Type

Energy Type	Use	Units	Meter Cost	Special Charges	Total Cost	Avg Unit Cost	% of Total Cost
Site: BURNET ELEMENTARY - BURNET ELEMENTARY							
Electricity	19,169	KWH	\$2,377.82	\$0.00	\$2,377.82	0.1240	61.64%
Natural Gas	404	CCF	\$527.36	\$0.00	\$527.36	1.3053	13.67%
Water	214	CCF	\$596.30	\$0.00	\$596.30	2.7864	15.46%
Sewer	47	CCF	\$356.12	\$0.00	\$356.12	7.5770	9.23%
Total Cost:			\$3,857.60	\$0.00	\$3,857.60		

For BURNET
ELEMENTARY



Electricity	61.6%
Natural Gas	13.7%
Sewer	9.2%
Water	15.5%
Total:	100.0%

Filters: Cost Center Name Not Equal To DoNotReport; Billing Period Equal To 201603All Meter CodesAll Group Names

elpaso

Energy CAP

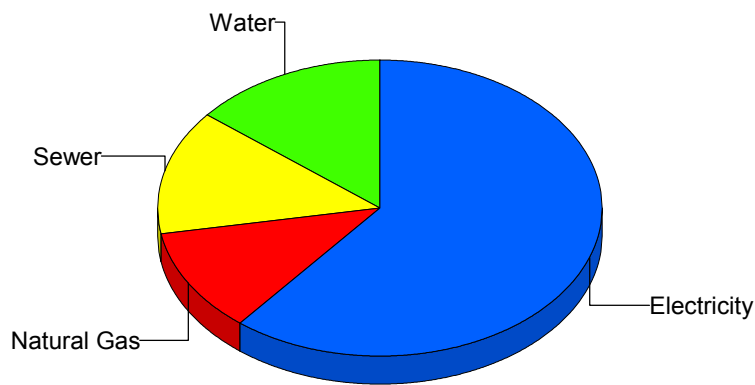
Cost Avoidance Program

Cost Summary Graph

Grouped by Energy Type

Energy Type	Use	Units	Meter Cost	Special Charges	Total Cost	Avg Unit Cost	% of Total Cost
Site: CANYON HILLS MIDDLE - CANYON HILLS MIDDLE							
Electricity	55,790	KWH	\$5,090.18	\$0.00	\$5,090.18	0.0912	60.89%
Natural Gas	1,517	CCF	\$945.97	\$0.00	\$945.97	0.6236	11.32%
Water	338	CCF	\$1,178.18	\$0.00	\$1,178.18	3.4857	14.09%
Sewer	190	CCF	\$1,145.25	\$0.00	\$1,145.25	6.0276	13.70%
Total Cost:			\$8,359.58	\$0.00	\$8,359.58		

For CANYON
HILLS MIDDLE



Electricity	60.9%
Natural Gas	11.3%
Sewer	13.7%
Water	14.1%
Total:	100.0%

Filters: Cost Center Name Not Equal To DoNotReport; Billing Period Equal To 201603All Meter CodesAll Group Names

elpaso

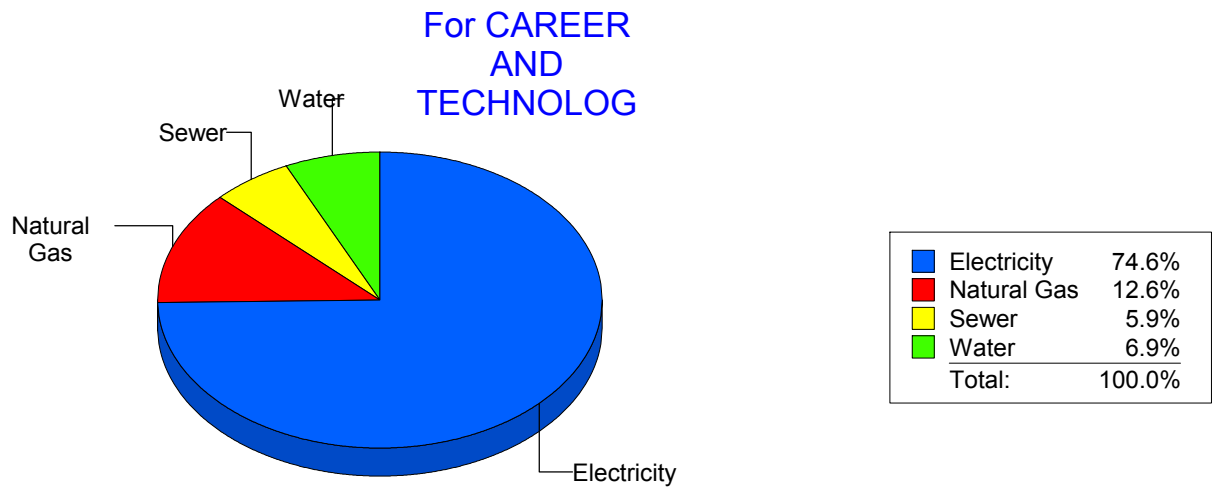
Energy CAP

Cost Avoidance Program

Cost Summary Graph

Grouped by Energy Type

Energy Type	Use	Units	Meter Cost	Special Charges	Total Cost	Avg Unit Cost	% of Total Cost
Site: CAREER AND TECHNOLOG - CAREER AND TECHNOLOG							
Electricity	81,504	KWH	\$7,683.59	\$0.00	\$7,683.59	0.0943	74.59%
Natural Gas	2,500	CCF	\$1,296.83	\$0.00	\$1,296.83	0.5187	12.59%
Water	249	CCF	\$708.61	\$0.00	\$708.61	2.8458	6.88%
Sewer	356	CCF	\$612.17	\$0.00	\$612.17	1.7196	5.94%
Total Cost:			\$10,301.20	\$0.00	\$10,301.20		



Filters: Cost Center Name Not Equal To DoNotReport; Billing Period Equal To 201603All Meter CodesAll Group Names

elpaso

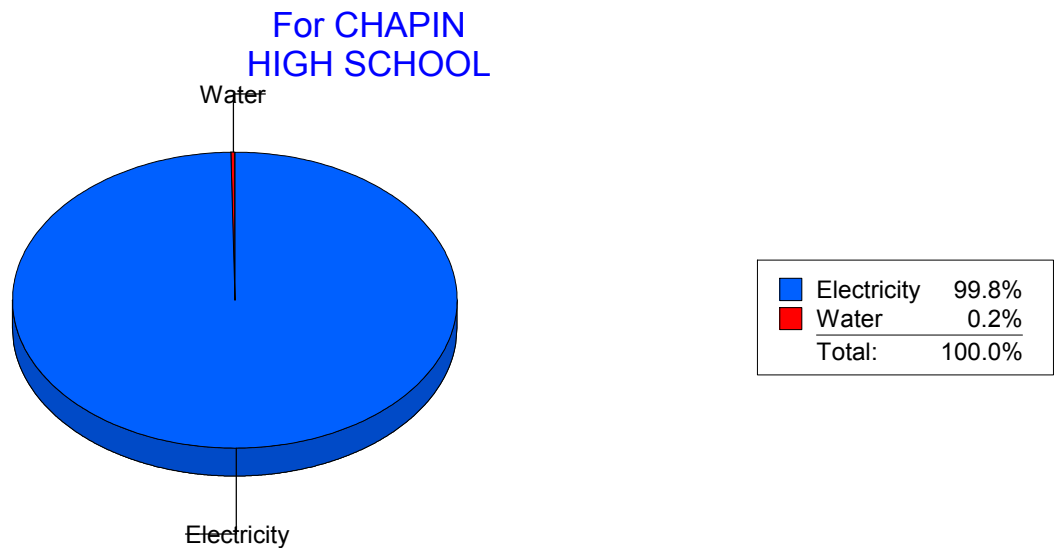
Energy CAP

Cost Avoidance Program

Cost Summary Graph

Grouped by Energy Type

Energy Type	Use	Units	Meter Cost	Special Charges	Total Cost	Avg Unit Cost	% of Total Cost
Site: CHAPIN HIGH SCHOOL - CHAPIN HIGH SCHOOL							
Electricity	295,050	KWH	\$25,114.92	\$0.00	\$25,114.92	0.0851	99.78%
Water	0	CCF	\$56.58	\$0.00	\$56.58	0.0000	0.22%
Total Cost:			\$25,171.50	\$0.00	\$25,171.50		



Filters: Cost Center Name Not Equal To DoNotReport; Billing Period Equal To 201603All Meter CodesAll Group Names

elpaso

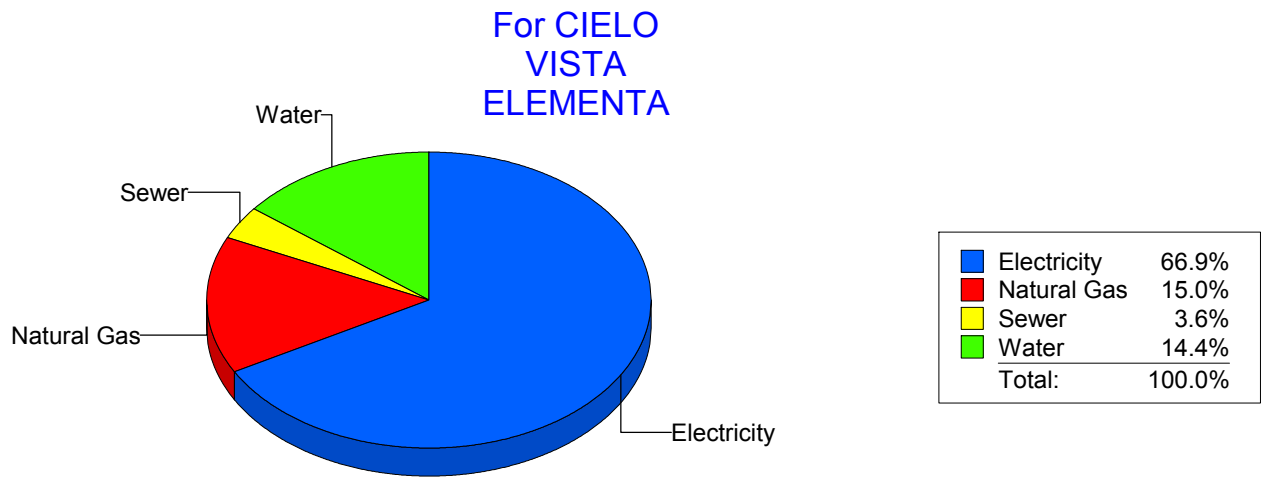
Energy CAP

Cost Avoidance Program

Cost Summary Graph

Grouped by Energy Type

Energy Type	Use	Units	Meter Cost	Special Charges	Total Cost	Avg Unit Cost	% of Total Cost
Site: CIELO VISTA ELEMENTA - CIELO VISTA ELEMENTA							
Electricity	52,900	KWH	\$5,491.24	\$0.00	\$5,491.24	0.1038	66.92%
Natural Gas	2,139	CCF	\$1,234.82	\$0.00	\$1,234.82	0.5773	15.05%
Water	273	CCF	\$1,181.86	\$0.00	\$1,181.86	4.3292	14.40%
Sewer	44	CCF	\$297.22	\$0.00	\$297.22	6.7550	3.62%
Total Cost:			\$8,205.14	\$0.00	\$8,205.14		



Filters: Cost Center Name Not Equal To DoNotReport; Billing Period Equal To 201603All Meter CodesAll Group Names

elpaso

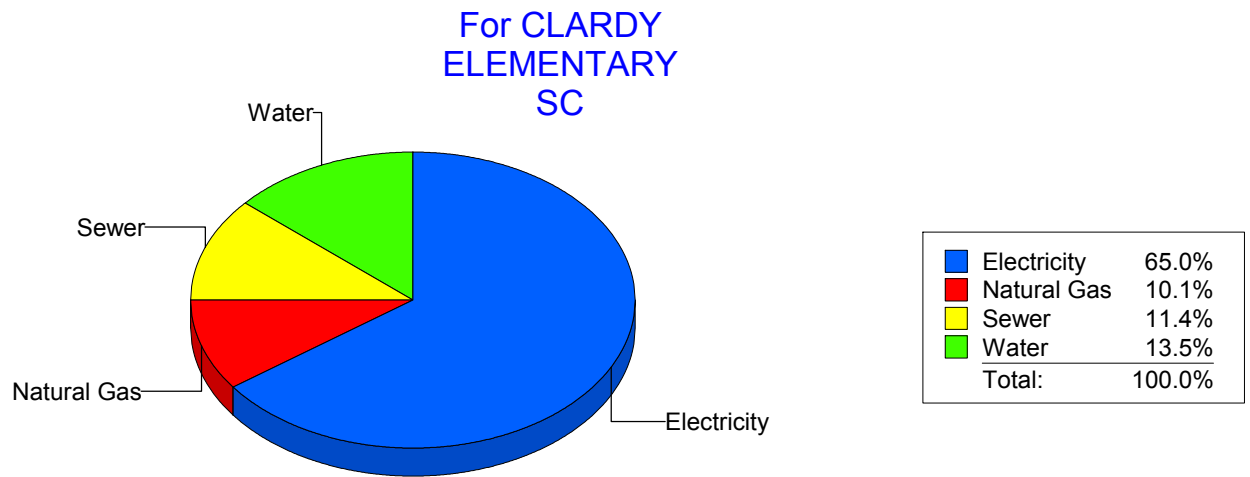
Energy CAP

Cost Avoidance Program

Cost Summary Graph

Grouped by Energy Type

Energy Type	Use	Units	Meter Cost	Special Charges	Total Cost	Avg Unit Cost	% of Total Cost
Site: CLARDY ELEMENTARY SC - CLARDY ELEMENTARY SC							
Electricity	25,751	KWH	\$2,938.83	\$0.00	\$2,938.83	0.1141	65.00%
Natural Gas	497	CCF	\$455.93	\$0.00	\$455.93	0.9174	10.08%
Water	198	CCF	\$611.80	\$0.00	\$611.80	3.0899	13.53%
Sewer	149	CCF	\$514.88	\$0.00	\$514.88	3.4556	11.39%
Total Cost:			\$4,521.44	\$0.00	\$4,521.44		



Filters: Cost Center Name Not Equal To DoNotReport; Billing Period Equal To 201603All Meter CodesAll Group Names

elpaso

Energy CAP

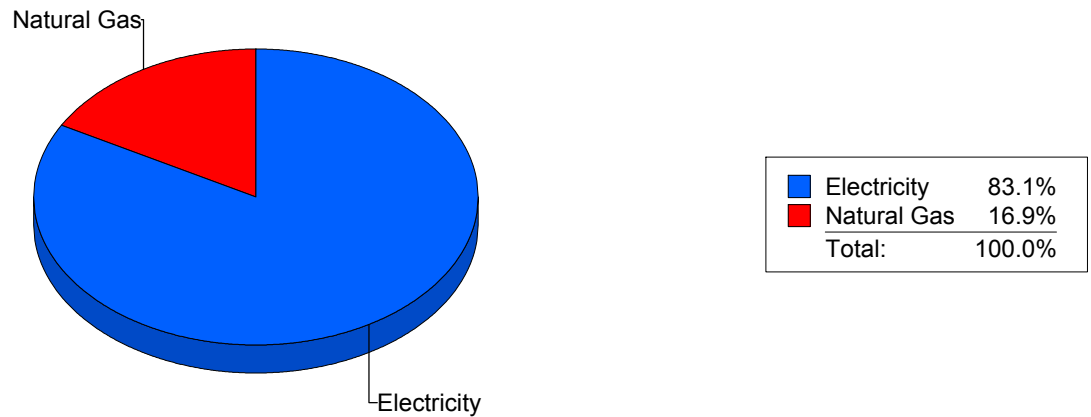
Cost Avoidance Program

Cost Summary Graph

Grouped by Energy Type

Energy Type	Use	Units	Meter Cost	Special Charges	Total Cost	Avg Unit Cost	% of Total Cost
Site: CLENDININ - CLENDININ							
Electricity	35,039	KWH	\$3,415.91	\$0.00	\$3,415.91	0.0975	83.07%
Natural Gas	1,228	CCF	\$696.00	\$0.00	\$696.00	0.5668	16.93%
Total Cost:			\$4,111.91	\$0.00	\$4,111.91		

For CLENDININ



Filters: Cost Center Name Not Equal To DoNotReport; Billing Period Equal To 201603All Meter CodesAll Group Names

elpaso

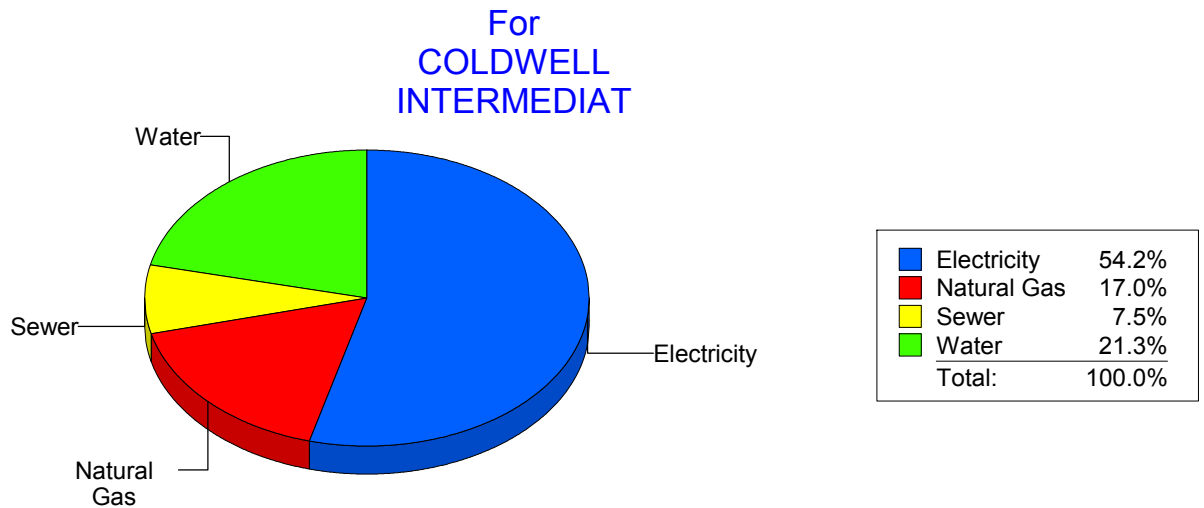
Energy CAP

Cost Avoidance Program

Cost Summary Graph

Grouped by Energy Type

Energy Type	Use	Units	Meter Cost	Special Charges	Total Cost	Avg Unit Cost	% of Total Cost
Site: COLDWELL INTERMEDIAT - COLDWELL INTERMEDIAT							
Electricity	26,031	KWH	\$2,642.18	\$0.00	\$2,642.18	0.1015	54.19%
Natural Gas	1,022	CCF	\$829.49	\$0.00	\$829.49	0.8116	17.01%
Water	186	CCF	\$1,036.94	\$0.00	\$1,036.94	5.5749	21.27%
Sewer	182	CCF	\$367.47	\$0.00	\$367.47	2.0191	7.54%
Total Cost:			\$4,876.08	\$0.00	\$4,876.08		



Filters: Cost Center Name Not Equal To DoNotReport; Billing Period Equal To 201603All Meter CodesAll Group Names

elpaso

Energy CAP

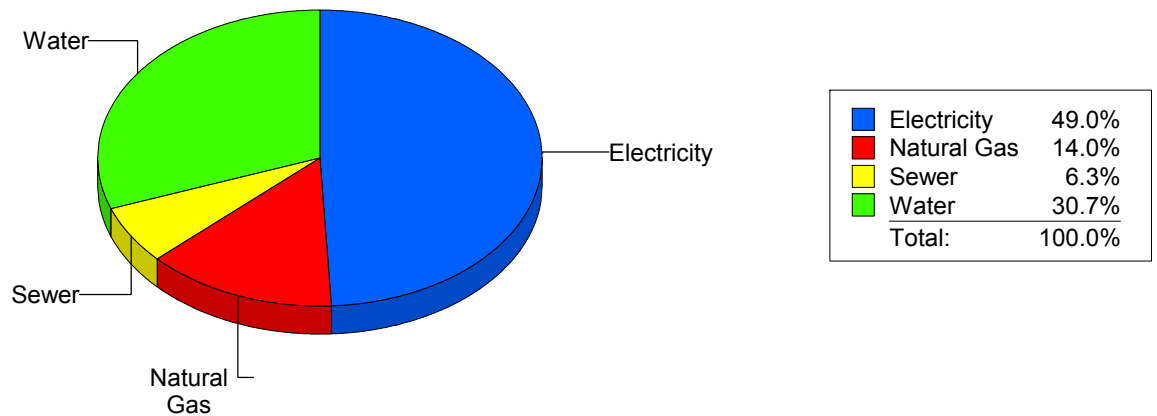
Cost Avoidance Program

Cost Summary Graph

Grouped by Energy Type

Energy Type	Use	Units	Meter Cost	Special Charges	Total Cost	Avg Unit Cost	% of Total Cost
Site: COLLINS ELEMENTARY - COLLINS ELEMENTARY							
Electricity	44,775	KWH	\$4,235.50	\$0.00	\$4,235.50	0.0946	49.04%
Natural Gas	2,083	CCF	\$1,208.19	\$0.00	\$1,208.19	0.5800	13.99%
Water	616	CCF	\$2,649.23	\$0.00	\$2,649.23	4.3007	30.68%
Sewer	184	CCF	\$543.07	\$0.00	\$543.07	2.9515	6.29%
Total Cost:			\$8,635.99	\$0.00	\$8,635.99		

For COLLINS
ELEMENTARY



Filters: Cost Center Name Not Equal To DoNotReport; Billing Period Equal To 201603All Meter CodesAll Group Names

elpaso

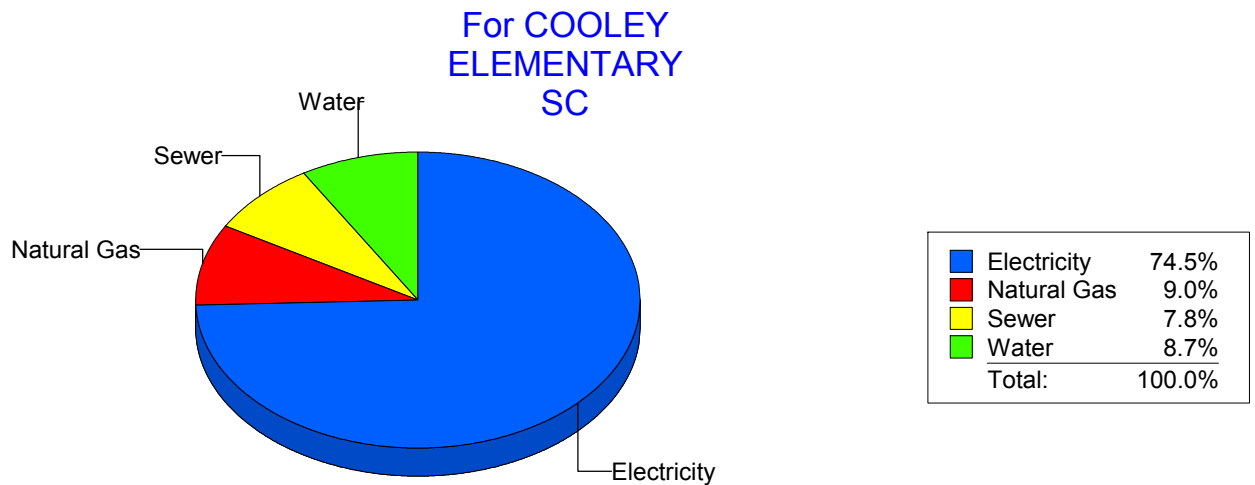
Energy CAP

Cost Avoidance Program

Cost Summary Graph

Grouped by Energy Type

Energy Type	Use	Units	Meter Cost	Special Charges	Total Cost	Avg Unit Cost	% of Total Cost
Site: COOLEY ELEMENTARY SC - COOLEY ELEMENTARY SC							
Electricity	87,600	KWH	\$7,195.91	\$0.00	\$7,195.91	0.0821	74.45%
Natural Gas	1,366	CCF	\$870.52	\$0.00	\$870.52	0.6373	9.01%
Water	184	CCF	\$841.45	\$0.00	\$841.45	4.5731	8.71%
Sewer	157	CCF	\$756.95	\$0.00	\$756.95	4.8213	7.83%
Total Cost:			\$9,664.83	\$0.00	\$9,664.83		



Filters: Cost Center Name Not Equal To DoNotReport; Billing Period Equal To 201603All Meter CodesAll Group Names

elpaso

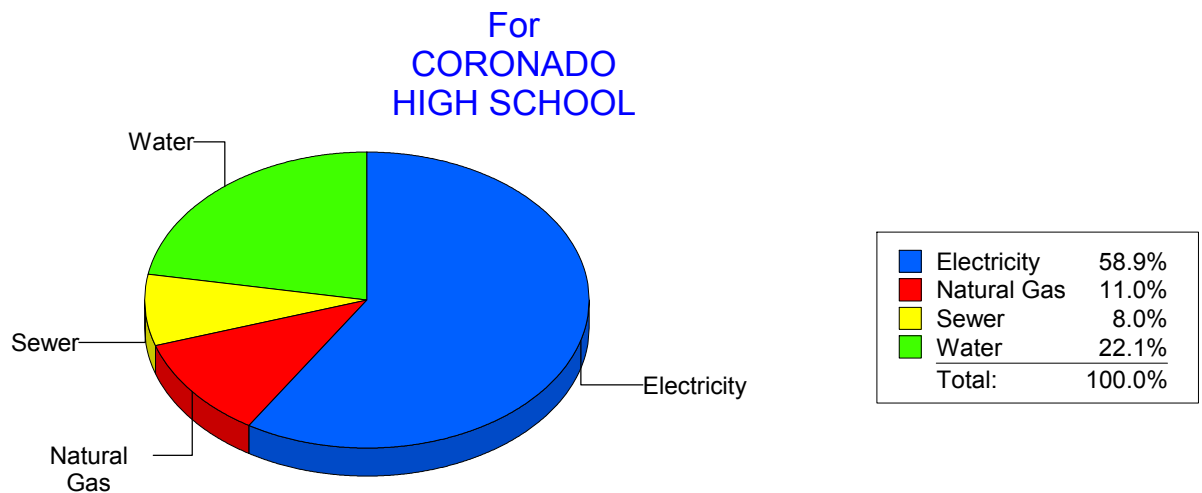
Energy CAP

Cost Avoidance Program

Cost Summary Graph

Grouped by Energy Type

Energy Type	Use	Units	Meter Cost	Special Charges	Total Cost	Avg Unit Cost	% of Total Cost
Site: CORONADO HIGH SCHOOL - CORONADO HIGH SCHOOL							
Electricity	174,075	KWH	\$15,958.01	\$0.00	\$15,958.01	0.0917	58.91%
Natural Gas	5,890	CCF	\$2,982.77	\$0.00	\$2,982.77	0.5064	11.01%
Water	3,404	CCF	\$5,994.00	\$0.00	\$5,994.00	1.7609	22.13%
Sewer	1,352	CCF	\$2,153.71	\$0.00	\$2,153.71	1.5930	7.95%
Total Cost:			\$27,088.49	\$0.00	\$27,088.49		



Filters: Cost Center Name Not Equal To DoNotReport; Billing Period Equal To 201603All Meter CodesAll Group Names

elpaso

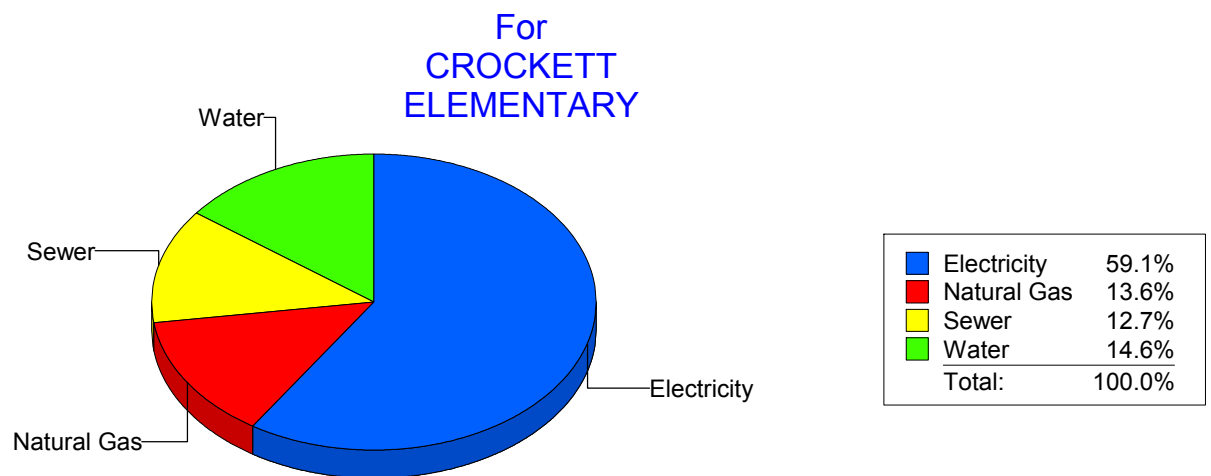
Energy CAP

Cost Avoidance Program

Cost Summary Graph

Grouped by Energy Type

Energy Type	Use	Units	Meter Cost	Special Charges	Total Cost	Avg Unit Cost	% of Total Cost
Site: CROCKETT - CROCKETT ELEMENTARY							
Electricity	24,882	KWH	\$2,592.19	\$0.00	\$2,592.19	0.1042	59.10%
Natural Gas	1,013	CCF	\$594.45	\$0.00	\$594.45	0.5868	13.55%
Water	160	CCF	\$642.31	\$0.00	\$642.31	4.0144	14.64%
Sewer	85	CCF	\$557.28	\$0.00	\$557.28	6.5562	12.71%
Total Cost:			\$4,386.23	\$0.00	\$4,386.23		



Filters: Cost Center Name Not Equal To DoNotReport; Billing Period Equal To 201603All Meter CodesAll Group Names

elpaso

Energy CAP

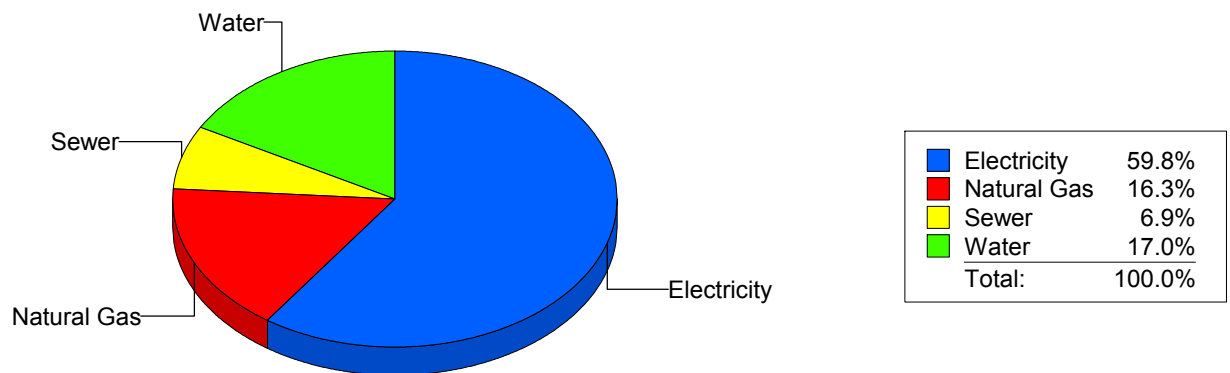
Cost Avoidance Program

Cost Summary Graph

Grouped by Energy Type

Energy Type	Use	Units	Meter Cost	Special Charges	Total Cost	Avg Unit Cost	% of Total Cost
Site: CROSBY ELEMENTARY - CROSBY ELEMENTARY							
Electricity	28,803	KWH	\$2,625.41	\$0.00	\$2,625.41	0.0912	59.77%
Natural Gas	1,039	CCF	\$714.41	\$0.00	\$714.41	0.6876	16.26%
Water	217	CCF	\$747.80	\$0.00	\$747.80	3.4461	17.02%
Sewer	81	CCF	\$304.97	\$0.00	\$304.97	3.7651	6.94%
Total Cost:			\$4,392.59	\$0.00	\$4,392.59		

For CROSBY
ELEMENTARY



Filters: Cost Center Name Not Equal To DoNotReport; Billing Period Equal To 201603All Meter CodesAll Group Names

el Paso

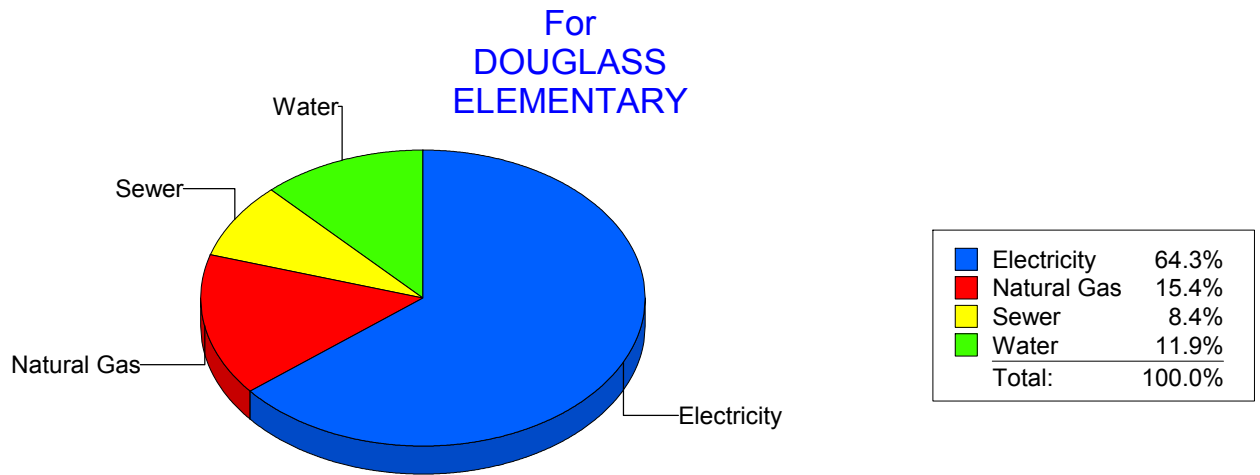
Energy CAP

Cost Avoidance Program

Cost Summary Graph

Grouped by Energy Type

Energy Type	Use	Units	Meter Cost	Special Charges	Total Cost	Avg Unit Cost	% of Total Cost
Site: DOUGLASS ELEMENTARY - DOUGLASS ELEMENTARY							
Electricity	30,743	KWH	\$2,881.56	\$0.00	\$2,881.56	0.0937	64.27%
Natural Gas	979	CCF	\$692.25	\$0.00	\$692.25	0.7071	15.44%
Water	158	CCF	\$533.38	\$0.00	\$533.38	3.3758	11.90%
Sewer	83	CCF	\$376.04	\$0.00	\$376.04	4.5306	8.39%
Total Cost:			\$4,483.23	\$0.00	\$4,483.23		



Filters: Cost Center Name Not Equal To DoNotReport; Billing Period Equal To 201603All Meter CodesAll Group Names

elpaso

Energy CAP

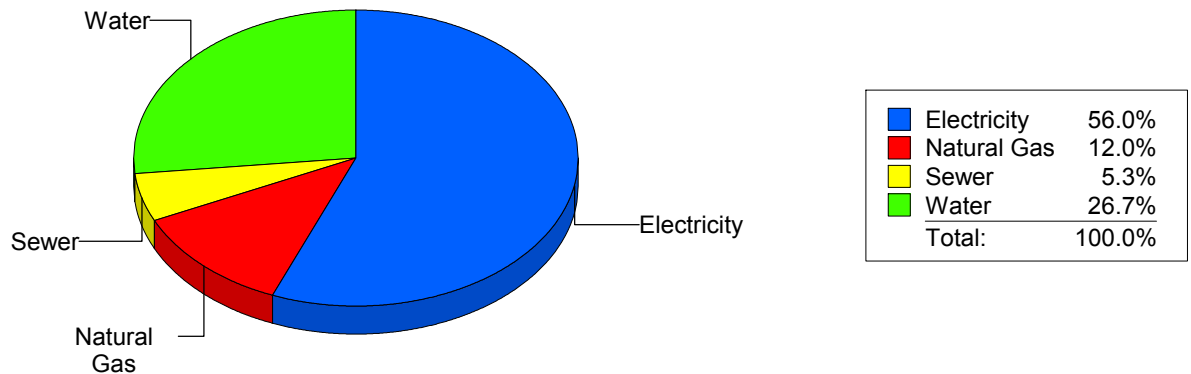
Cost Avoidance Program

Cost Summary Graph

Grouped by Energy Type

Energy Type	Use	Units	Meter Cost	Special Charges	Total Cost	Avg Unit Cost	% of Total Cost
Site: DOWELL ELEMENTARY - DOWELL ELEMENTARY							
Electricity	18,791	KWH	\$1,679.06	\$0.00	\$1,679.06	0.0894	56.00%
Natural Gas	517	CCF	\$360.17	\$0.00	\$360.17	0.6967	12.01%
Water	295	CCF	\$799.21	\$0.00	\$799.21	2.7092	26.66%
Sewer	91	CCF	\$159.85	\$0.00	\$159.85	1.7566	5.33%
Total Cost:			\$2,998.29	\$0.00	\$2,998.29		

For DOWELL
ELEMENTARY



Filters: Cost Center Name Not Equal To DoNotReport; Billing Period Equal To 201603All Meter CodesAll Group Names

elpaso

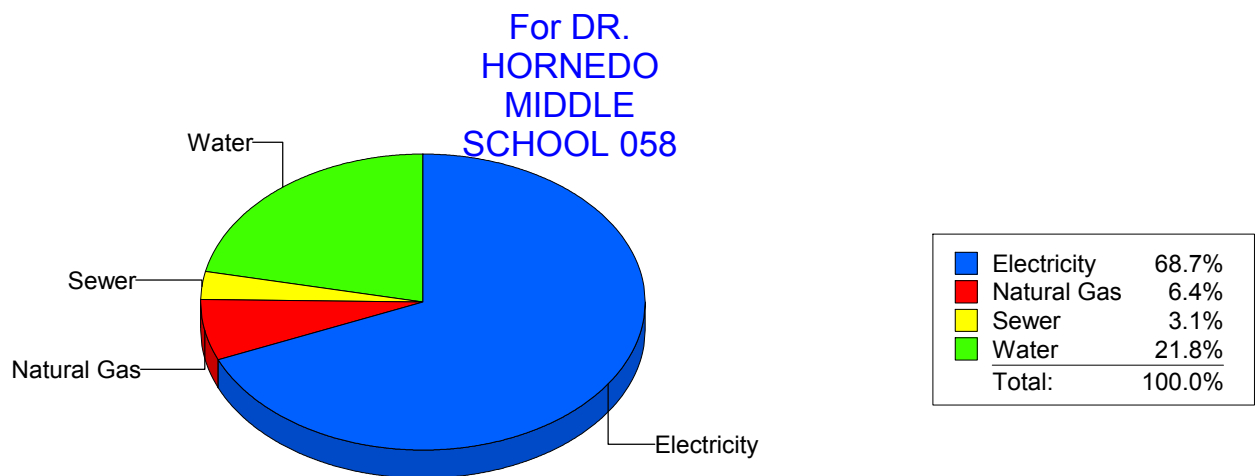
Energy CAP

Cost Avoidance Program

Cost Summary Graph

Grouped by Energy Type

Energy Type	Use	Units	Meter Cost	Special Charges	Total Cost	Avg Unit Cost	% of Total Cost
Site: DRHORNEDOMIDDLESCHOOL - DR. HORNEDO MIDDLE SCHOOL 058							
Electricity	77,587	KWH	\$14,203.97	\$0.00	\$14,203.97	0.1831	68.73%
Natural Gas	2,570	CCF	\$1,329.80	\$0.00	\$1,329.80	0.5174	6.43%
Water	998	CCF	\$4,495.96	\$0.00	\$4,495.96	4.5050	21.75%
Sewer	119	CCF	\$637.80	\$0.00	\$637.80	5.3597	3.09%
Total Cost:			\$20,667.53	\$0.00	\$20,667.53		



Filters: Cost Center Name Not Equal To DoNotReport; Billing Period Equal To 201603All Meter CodesAll Group Names

elpaso

Energy CAP

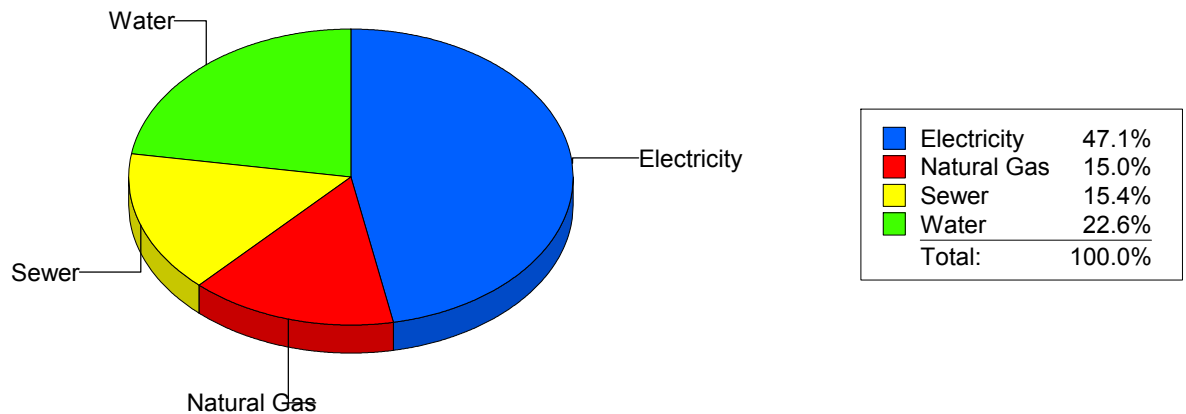
Cost Avoidance Program

Cost Summary Graph

Grouped by Energy Type

Energy Type	Use	Units	Meter Cost	Special Charges	Total Cost	Avg Unit Cost	% of Total Cost
Site: DR. L.A. NIXON ELEME - DR. L.A. NIXON ELEME							
Electricity	32,280	KWH	\$3,152.88	\$0.00	\$3,152.88	0.0977	47.05%
Natural Gas	1,653	CCF	\$1,005.58	\$0.00	\$1,005.58	0.6083	15.01%
Water	653	CCF	\$1,512.97	\$0.00	\$1,512.97	2.3170	22.58%
Sewer	137	CCF	\$1,029.48	\$0.00	\$1,029.48	7.5145	15.36%
Total Cost:			\$6,700.91	\$0.00	\$6,700.91		

For DR. L.A.
NIXON ELEME



Filters: Cost Center Name Not Equal To DoNotReport; Billing Period Equal To 201603All Meter CodesAll Group Names

elpaso

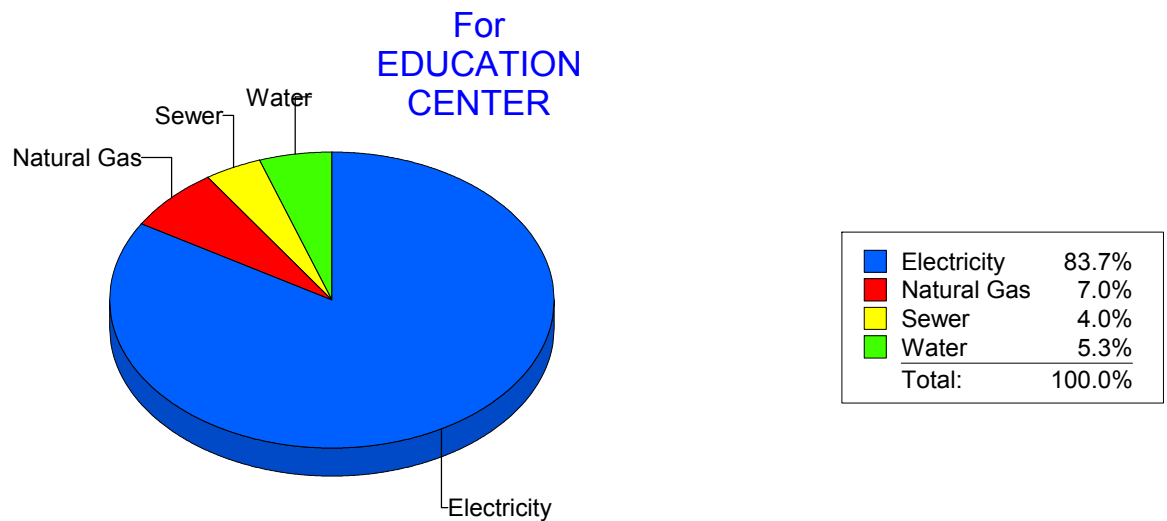
Energy CAP

Cost Avoidance Program

Cost Summary Graph

Grouped by Energy Type

Energy Type	Use	Units	Meter Cost	Special Charges	Total Cost	Avg Unit Cost	% of Total Cost
Site: EDUCATION CENTER - EDUCATION CENTER							
Electricity	244,126	KWH	\$19,712.37	\$0.00	\$19,712.37	0.0807	83.65%
Natural Gas	3,269	CCF	\$1,657.04	\$0.00	\$1,657.04	0.5069	7.03%
Water	406	CCF	\$1,249.43	\$0.00	\$1,249.43	3.0774	5.30%
Sewer	373	CCF	\$945.19	\$0.00	\$945.19	2.5340	4.01%
Total Cost:			\$23,564.03	\$0.00	\$23,564.03		



Filters: Cost Center Name Not Equal To DoNotReport; Billing Period Equal To 201603All Meter CodesAll Group Names

elpaso

Energy CAP

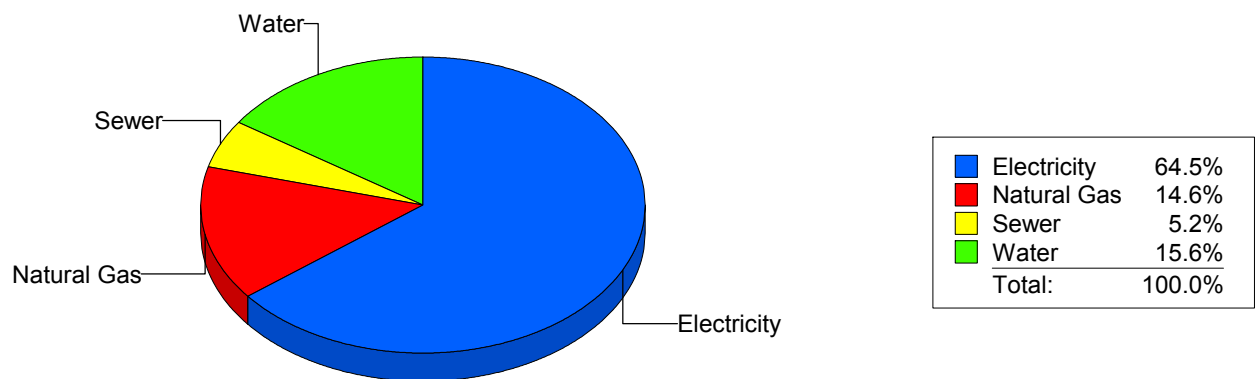
Cost Avoidance Program

Cost Summary Graph

Grouped by Energy Type

Energy Type	Use	Units	Meter Cost	Special Charges	Total Cost	Avg Unit Cost	% of Total Cost
Site: EL PASO HIGH SCHOOL - EL PASO HIGH SCHOOL							
Electricity	136,127	KWH	\$14,399.32	\$0.00	\$14,399.32	0.1058	64.50%
Natural Gas	5,477	CCF	\$3,264.63	\$0.00	\$3,264.63	0.5961	14.62%
Water	838	CCF	\$3,491.13	\$0.00	\$3,491.13	4.1660	15.64%
Sewer	355	CCF	\$1,169.18	\$0.00	\$1,169.18	3.2935	5.24%
Total Cost:			\$22,324.26	\$0.00	\$22,324.26		

For EL PASO
HIGH SCHOOL



Filters: Cost Center Name Not Equal To DoNotReport; Billing Period Equal To 201603All Meter CodesAll Group Names

elpaso

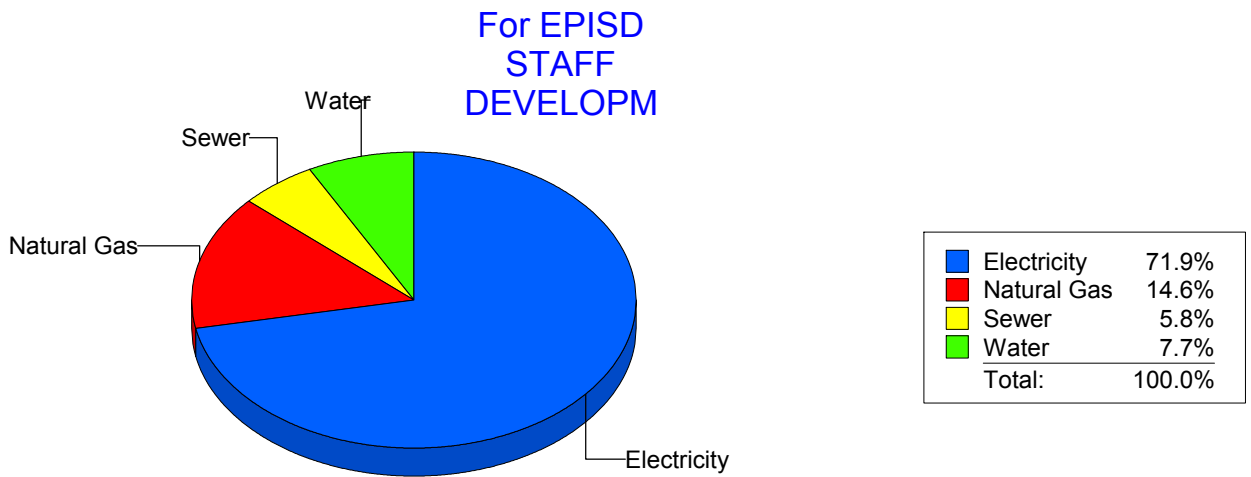
Energy CAP

Cost Avoidance Program

Cost Summary Graph

Grouped by Energy Type

Energy Type	Use	Units	Meter Cost	Special Charges	Total Cost	Avg Unit Cost	% of Total Cost
Site: EPISD STAFF DEVELOPM - EPISD STAFF DEVELOPM							
Electricity	8,880	KWH	\$1,147.81	\$0.00	\$1,147.81	0.1293	71.95%
Natural Gas	259	CCF	\$233.15	\$0.00	\$233.15	0.9002	14.61%
Water	21	CCF	\$122.22	\$0.00	\$122.22	5.8200	7.66%
Sewer	15	CCF	\$92.20	\$0.00	\$92.20	6.1467	5.78%
Total Cost:			\$1,595.38	\$0.00	\$1,595.38		



Filters: Cost Center Name Not Equal To DoNotReport; Billing Period Equal To 201603All Meter CodesAll Group Names

elpaso

Energy CAP

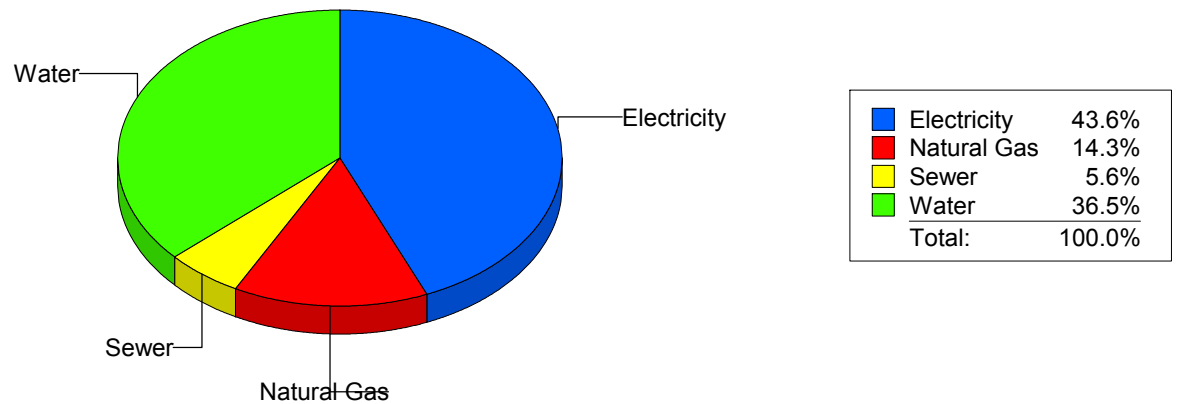
Cost Avoidance Program

Cost Summary Graph

Grouped by Energy Type

Energy Type	Use	Units	Meter Cost	Special Charges	Total Cost	Avg Unit Cost	% of Total Cost
Site: FANNIN ELEMENTARY - FANNIN ELEMENTARY							
Electricity	30,009	KWH	\$3,308.63	\$0.00	\$3,308.63	0.1103	43.59%
Natural Gas	1,574	CCF	\$1,084.89	\$0.00	\$1,084.89	0.6893	14.29%
Water	609	CCF	\$2,772.70	\$0.00	\$2,772.70	4.5529	36.53%
Sewer	108	CCF	\$424.13	\$0.00	\$424.13	3.9271	5.59%
Total Cost:			\$7,590.35	\$0.00	\$7,590.35		

For FANNIN
ELEMENTARY



Filters: Cost Center Name Not Equal To DoNotReport; Billing Period Equal To 201603All Meter CodesAll Group Names

elpaso

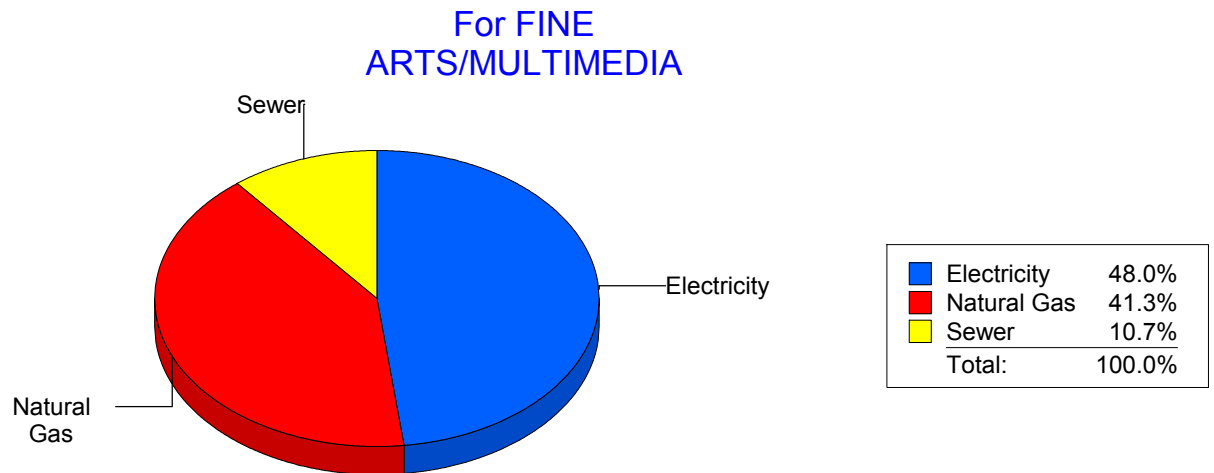
Energy CAP

Cost Avoidance Program

Cost Summary Graph

Grouped by Energy Type

Energy Type	Use	Units	Meter Cost	Special Charges	Total Cost	Avg Unit Cost	% of Total Cost
Site: FINE ARTS/MULTIMEDIA - FINE ARTS/MULTIMEDIA							
Electricity	11,455	KWH	\$1,073.35	\$0.00	\$1,073.35	0.0937	48.01%
Natural Gas	1,709	CCF	\$923.15	\$0.00	\$923.15	0.5402	41.29%
Sewer	67	CCF	\$239.11	\$0.00	\$239.11	3.5688	10.70%
Total Cost:			\$2,235.61	\$0.00	\$2,235.61		



Filters: Cost Center Name Not Equal To DoNotReport; Billing Period Equal To 201603All Meter CodesAll Group Names

elpaso

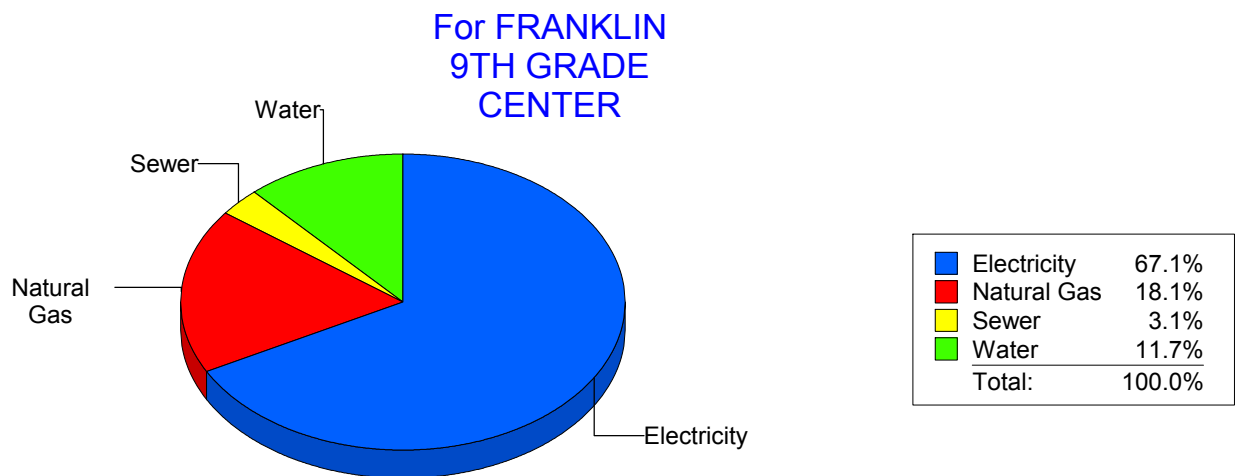
Energy CAP

Cost Avoidance Program

Cost Summary Graph

Grouped by Energy Type

Energy Type	Use	Units	Meter Cost	Special Charges	Total Cost	Avg Unit Cost	% of Total Cost
Site: FRANKLIN9THGRADECENTER - FRANKLIN 9TH GRADE CENTER							
Electricity	127,000	KWH	\$10,913.76	\$0.00	\$10,913.76	0.0859	67.11%
Natural Gas	6,044	CCF	\$2,937.78	\$0.00	\$2,937.78	0.4861	18.07%
Water	1,123	CCF	\$1,901.27	\$0.00	\$1,901.27	1.6930	11.69%
Sewer	89	CCF	\$509.10	\$0.00	\$509.10	5.7202	3.13%
Total Cost:			\$16,261.91	\$0.00	\$16,261.91		



Filters: Cost Center Name Not Equal To DoNotReport; Billing Period Equal To 201603All Meter CodesAll Group Names

elpaso

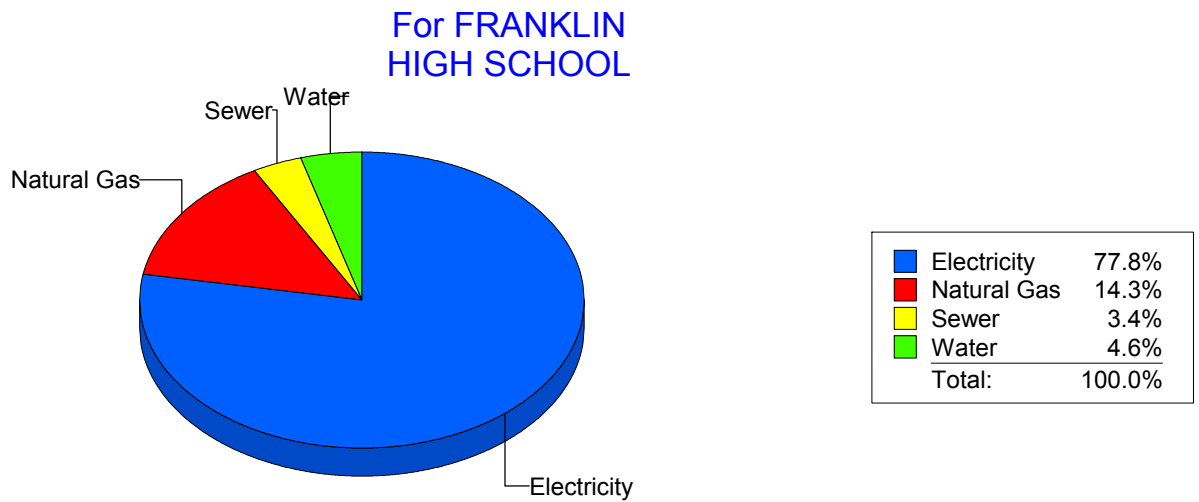
Energy CAP

Cost Avoidance Program

Cost Summary Graph

Grouped by Energy Type

Energy Type	Use	Units	Meter Cost	Special Charges	Total Cost	Avg Unit Cost	% of Total Cost
Site: FRANKLIN HIGH SCHOOL - FRANKLIN HIGH SCHOOL							
Electricity	259,703	KWH	\$21,595.87	\$0.00	\$21,595.87	0.0832	77.80%
Natural Gas	8,022	CCF	\$3,960.30	\$0.00	\$3,960.30	0.4937	14.27%
Water	522	CCF	\$1,268.91	\$0.00	\$1,268.91	2.4309	4.57%
Sewer	372	CCF	\$933.15	\$0.00	\$933.15	2.5085	3.36%
Total Cost:			\$27,758.23	\$0.00	\$27,758.23		



Filters: Cost Center Name Not Equal To DoNotReport; Billing Period Equal To 201603All Meter CodesAll Group Names

elpaso

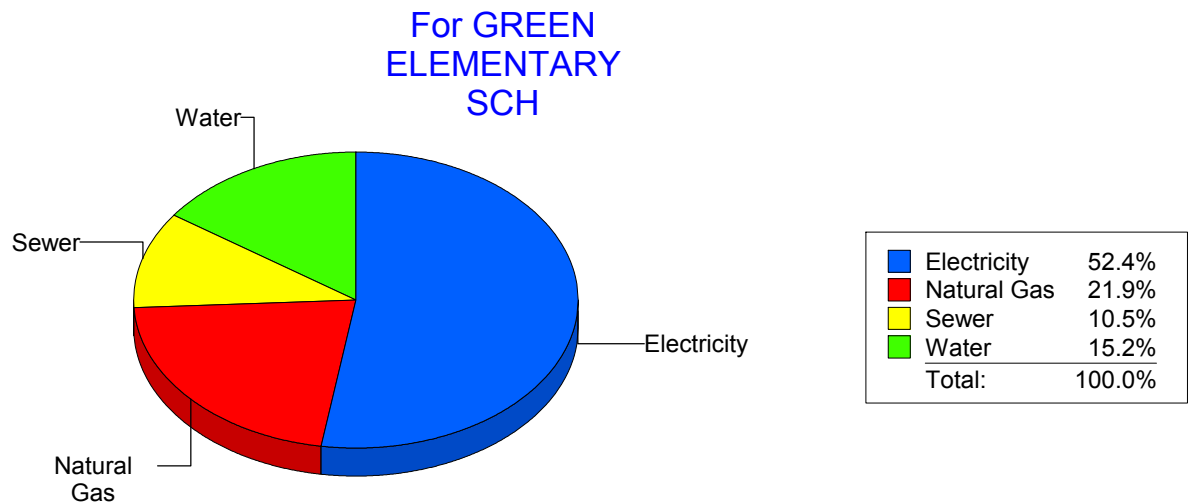
Energy CAP

Cost Avoidance Program

Cost Summary Graph

Grouped by Energy Type

Energy Type	Use	Units	Meter Cost	Special Charges	Total Cost	Avg Unit Cost	% of Total Cost
Site: GREEN ELEMENTARY SCH - GREEN ELEMENTARY SCH							
Electricity	30,300	KWH	\$2,642.98	\$0.00	\$2,642.98	0.0872	52.41%
Natural Gas	1,860	CCF	\$1,102.89	\$0.00	\$1,102.89	0.5930	21.87%
Water	189	CCF	\$766.58	\$0.00	\$766.58	4.0560	15.20%
Sewer	168	CCF	\$530.41	\$0.00	\$530.41	3.1572	10.52%
Total Cost:			\$5,042.86	\$0.00	\$5,042.86		



Filters: Cost Center Name Not Equal To DoNotReport; Billing Period Equal To 201603All Meter CodesAll Group Names

elpaso

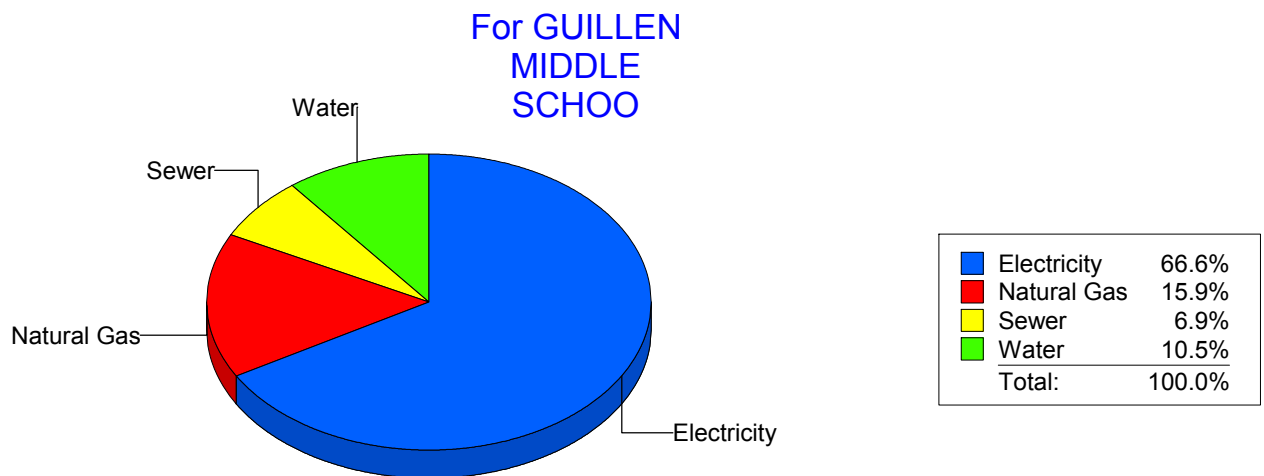
Energy CAP

Cost Avoidance Program

Cost Summary Graph

Grouped by Energy Type

Energy Type	Use	Units	Meter Cost	Special Charges	Total Cost	Avg Unit Cost	% of Total Cost
Site: GUILLEN MIDDLE SCHOO - GUILLEN MIDDLE SCHOO							
Electricity	75,073	KWH	\$6,487.79	\$0.00	\$6,487.79	0.0864	66.63%
Natural Gas	2,795	CCF	\$1,552.10	\$0.00	\$1,552.10	0.5553	15.94%
Water	364	CCF	\$1,022.37	\$0.00	\$1,022.37	2.8087	10.50%
Sewer	304	CCF	\$674.93	\$0.00	\$674.93	2.2202	6.93%
Total Cost:			\$9,737.19	\$0.00	\$9,737.19		



Filters: Cost Center Name Not Equal To DoNotReport; Billing Period Equal To 201603All Meter CodesAll Group Names

elpaso

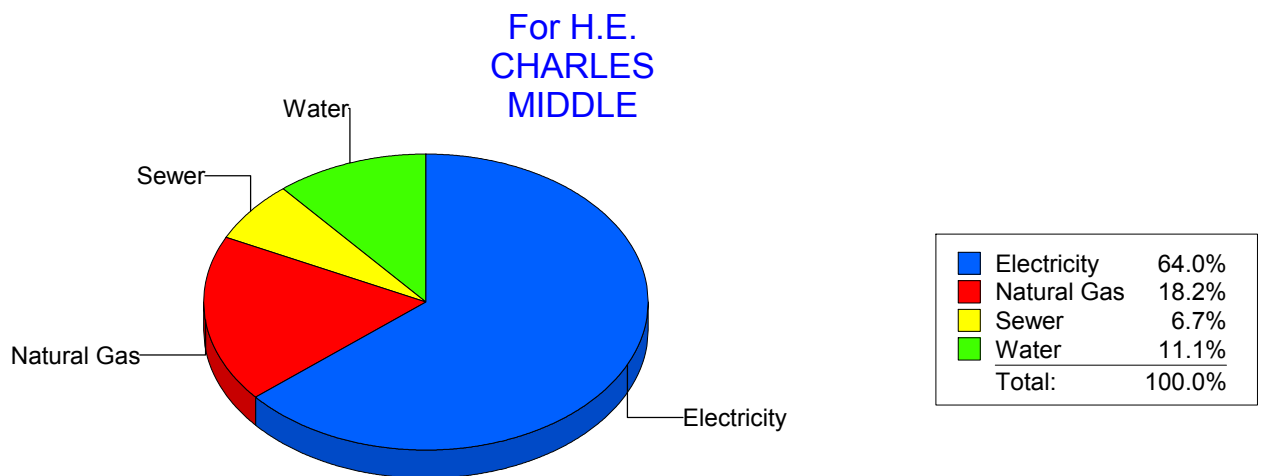
Energy CAP

Cost Avoidance Program

Cost Summary Graph

Grouped by Energy Type

Energy Type	Use	Units	Meter Cost	Special Charges	Total Cost	Avg Unit Cost	% of Total Cost
Site: H.E. CHARLES MIDDLE - H.E. CHARLES MIDDLE							
Electricity	61,883	KWH	\$6,429.25	\$0.00	\$6,429.25	0.1039	63.97%
Natural Gas	3,407	CCF	\$1,829.34	\$0.00	\$1,829.34	0.5369	18.20%
Water	423	CCF	\$1,119.68	\$0.00	\$1,119.68	2.6470	11.14%
Sewer	604	CCF	\$672.45	\$0.00	\$672.45	1.1133	6.69%
Total Cost:			\$10,050.72	\$0.00	\$10,050.72		



Filters: Cost Center Name Not Equal To DoNotReport; Billing Period Equal To 201603All Meter CodesAll Group Names

elpaso

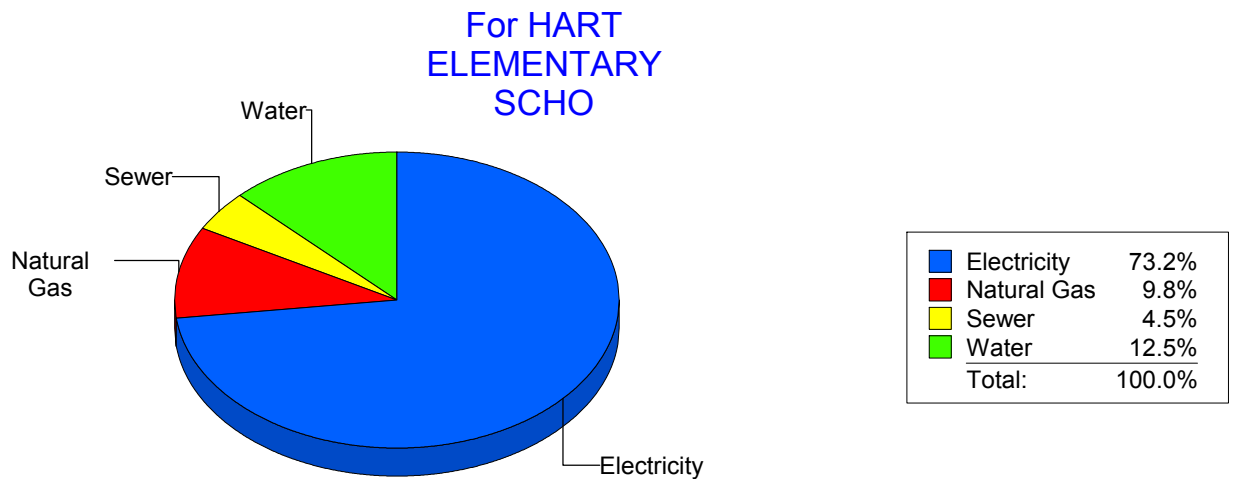
Energy CAP

Cost Avoidance Program

Cost Summary Graph

Grouped by Energy Type

Energy Type	Use	Units	Meter Cost	Special Charges	Total Cost	Avg Unit Cost	% of Total Cost
Site: HART ELEMENTARY SCHO - HART ELEMENTARY SCHO							
Electricity	53,040	KWH	\$4,538.45	\$0.00	\$4,538.45	0.0856	73.19%
Natural Gas	1,039	CCF	\$606.89	\$0.00	\$606.89	0.5841	9.79%
Water	151	CCF	\$777.95	\$0.00	\$777.95	5.1520	12.55%
Sewer	51	CCF	\$277.42	\$0.00	\$277.42	5.4396	4.47%
Total Cost:			\$6,200.71	\$0.00	\$6,200.71		



Filters: Cost Center Name Not Equal To DoNotReport; Billing Period Equal To 201603All Meter CodesAll Group Names

elpaso

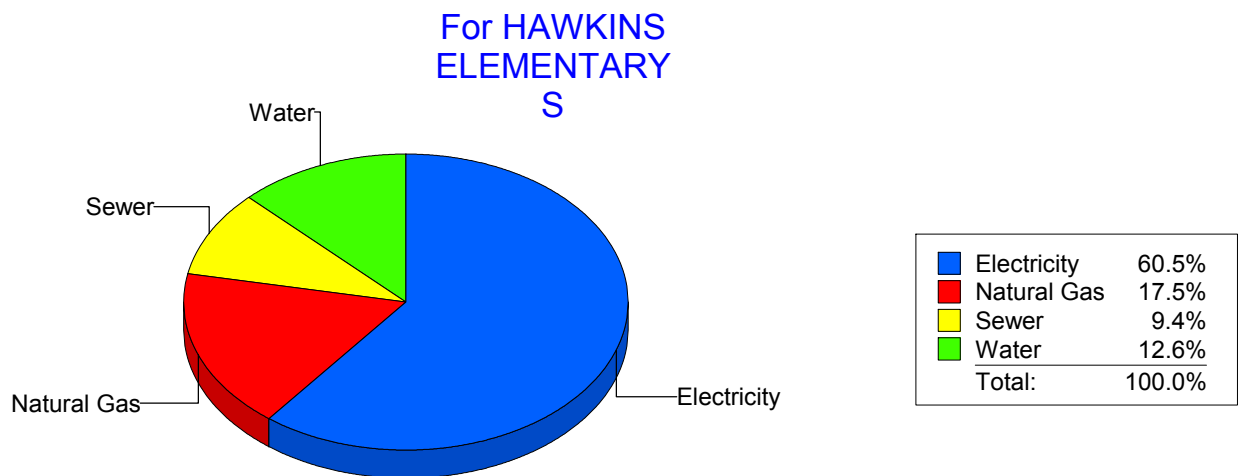
Energy CAP

Cost Avoidance Program

Cost Summary Graph

Grouped by Energy Type

Energy Type	Use	Units	Meter Cost	Special Charges	Total Cost	Avg Unit Cost	% of Total Cost
Site: HAWKINS ELEMENTARY S - HAWKINS ELEMENTARY S							
Electricity	22,276	KWH	\$1,966.34	\$0.00	\$1,966.34	0.0883	60.50%
Natural Gas	956	CCF	\$567.53	\$0.00	\$567.53	0.5937	17.46%
Water	133	CCF	\$409.80	\$0.00	\$409.80	3.0812	12.61%
Sewer	62	CCF	\$306.62	\$0.00	\$306.62	4.9455	9.43%
Total Cost:			\$3,250.29	\$0.00	\$3,250.29		



Filters: Cost Center Name Not Equal To DoNotReport; Billing Period Equal To 201603All Meter CodesAll Group Names

elpaso

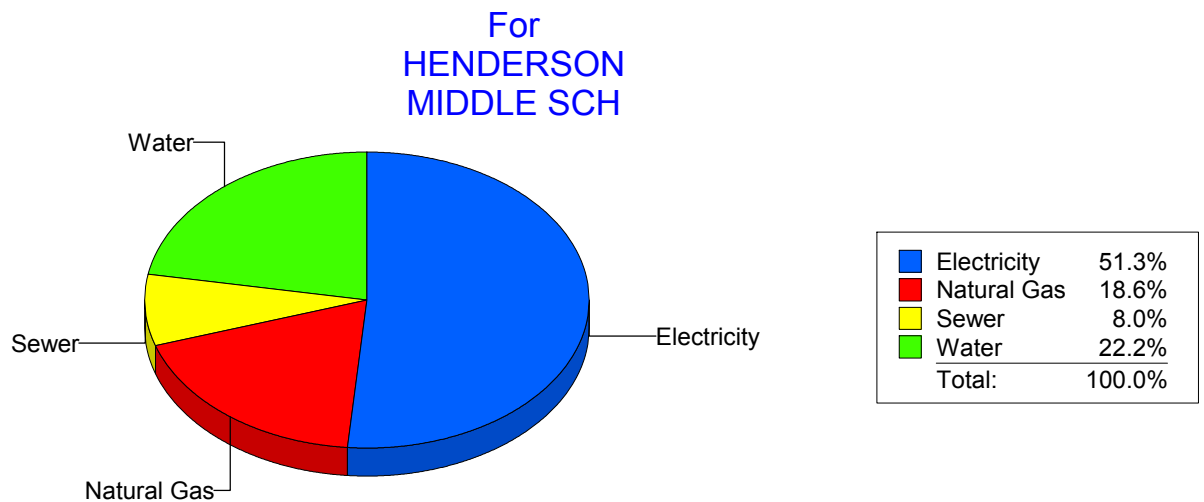
Energy CAP

Cost Avoidance Program

Cost Summary Graph

Grouped by Energy Type

Energy Type	Use	Units	Meter Cost	Special Charges	Total Cost	Avg Unit Cost	% of Total Cost
Site: HENDERSON MIDDLE SCH - HENDERSON MIDDLE SCH							
Electricity	42,025	KWH	\$1,795.38	\$0.00	\$1,795.38	0.0427	51.25%
Natural Gas	1,135	CCF	\$652.06	\$0.00	\$652.06	0.5745	18.61%
Water	261	CCF	\$776.92	\$0.00	\$776.92	2.9767	22.18%
Sewer	118	CCF	\$278.71	\$0.00	\$278.71	2.3619	7.96%
Total Cost:			\$3,503.07	\$0.00	\$3,503.07		



Filters: Cost Center Name Not Equal To DoNotReport; Billing Period Equal To 201603All Meter CodesAll Group Names

elpaso

Energy CAP

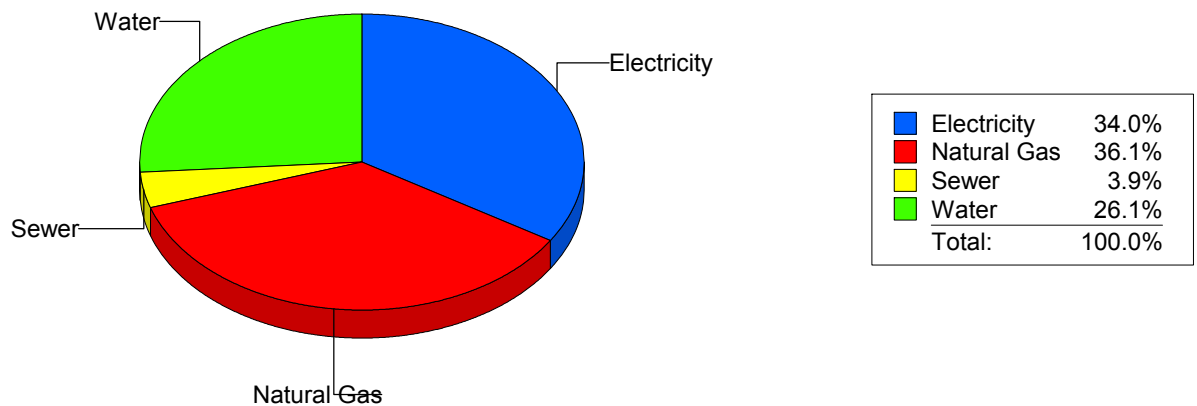
Cost Avoidance Program

Cost Summary Graph

Grouped by Energy Type

Energy Type	Use	Units	Meter Cost	Special Charges	Total Cost	Avg Unit Cost	% of Total Cost
Site: HERCULES COTTAGES - HERCULES COTTAGES							
Electricity	3,888	KWH	\$607.66	\$0.00	\$607.66	0.1563	33.98%
Natural Gas	156	CCF	\$645.55	\$0.00	\$645.55	4.1381	36.10%
Water	95	CCF	\$466.17	\$0.00	\$466.17	4.9071	26.07%
Sewer	27	CCF	\$69.00	\$0.00	\$69.00	2.5556	3.86%
Total Cost:			\$1,788.38	\$0.00	\$1,788.38		

For HERCULES COTTAGES



Filters: Cost Center Name Not Equal To DoNotReport; Billing Period Equal To 201603All Meter CodesAll Group Names

elpaso

Energy CAP

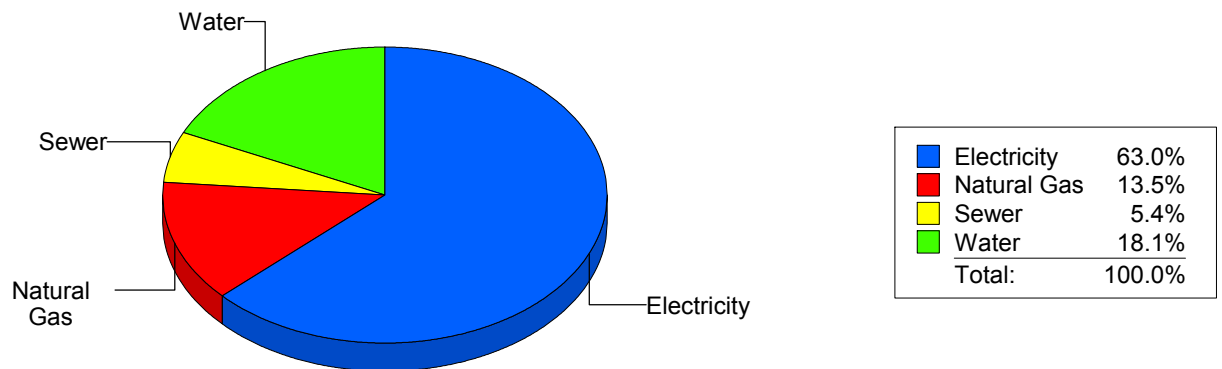
Cost Avoidance Program

Cost Summary Graph

Grouped by Energy Type

Energy Type	Use	Units	Meter Cost	Special Charges	Total Cost	Avg Unit Cost	% of Total Cost
Site: HERRERA - HERRERA ELEMENTARY							
Electricity	55,000	KWH	\$5,040.92	\$0.00	\$5,040.92	0.0917	63.00%
Natural Gas	2,039	CCF	\$1,079.01	\$0.00	\$1,079.01	0.5292	13.48%
Water	307	CCF	\$1,451.98	\$0.00	\$1,451.98	4.7296	18.15%
Sewer	135	CCF	\$429.90	\$0.00	\$429.90	3.1844	5.37%
Total Cost:			\$8,001.81	\$0.00	\$8,001.81		

For HERRERA
ELEMENTARY



Filters: Cost Center Name Not Equal To DoNotReport; Billing Period Equal To 201603All Meter CodesAll Group Names

elpaso

Energy CAP

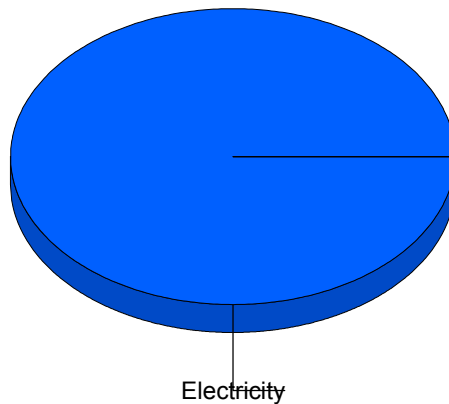
Cost Avoidance Program

Cost Summary Graph

Grouped by Energy Type

Energy Type	Use	Units	Meter Cost	Special Charges	Total Cost	Avg Unit Cost	% of Total Cost
Site: HIGHLAND/ANNEX - HIGHLAND/ANNEX							
Electricity	5,960	KWH	\$726.57	\$0.00	\$726.57	0.1219	100.00%
Total Cost:			\$726.57	\$0.00	\$726.57		

For
HIGHLAND/ANNEX



Filters: Cost Center Name Not Equal To DoNotReport; Billing Period Equal To 201603All Meter CodesAll Group Names

elpaso

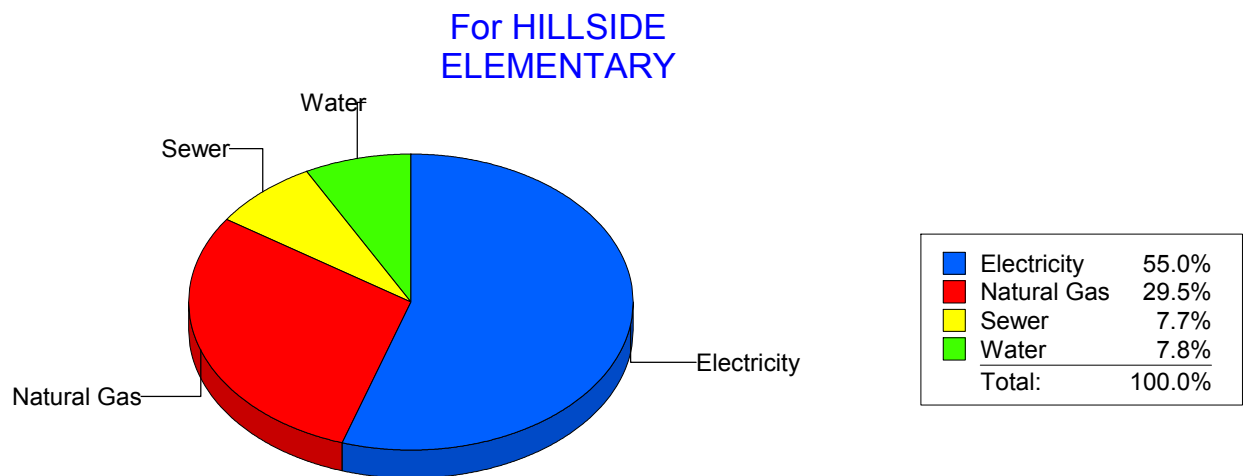
Energy CAP

Cost Avoidance Program

Cost Summary Graph

Grouped by Energy Type

Energy Type	Use	Units	Meter Cost	Special Charges	Total Cost	Avg Unit Cost	% of Total Cost
Site: HILLSIDE ELEMENTARY - HILLSIDE ELEMENTARY							
Electricity	39,920	KWH	\$3,042.91	\$0.00	\$3,042.91	0.0762	55.01%
Natural Gas	2,752	CCF	\$1,632.75	\$0.00	\$1,632.75	0.5933	29.52%
Water	101	CCF	\$431.38	\$0.00	\$431.38	4.2711	7.80%
Sewer	109	CCF	\$424.13	\$0.00	\$424.13	3.8911	7.67%
Total Cost:			\$5,531.17	\$0.00	\$5,531.17		



Filters: Cost Center Name Not Equal To DoNotReport; Billing Period Equal To 201603All Meter CodesAll Group Names

elpaso

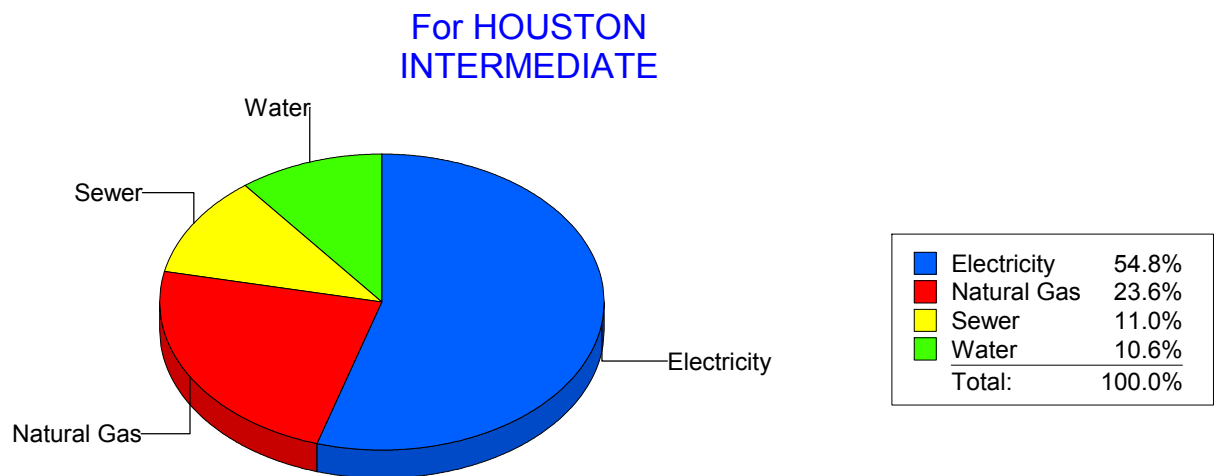
Energy CAP

Cost Avoidance Program

Cost Summary Graph

Grouped by Energy Type

Energy Type	Use	Units	Meter Cost	Special Charges	Total Cost	Avg Unit Cost	% of Total Cost
Site: HOUSTON INTERMEDIATE - HOUSTON INTERMEDIATE							
Electricity	24,200	KWH	\$2,125.63	\$0.00	\$2,125.63	0.0878	54.81%
Natural Gas	1,214	CCF	\$915.24	\$0.00	\$915.24	0.7539	23.60%
Water	86	CCF	\$409.68	\$0.00	\$409.68	4.7637	10.56%
Sewer	82	CCF	\$427.33	\$0.00	\$427.33	5.2113	11.02%
Total Cost:			\$3,877.88	\$0.00	\$3,877.88		



Filters: Cost Center Name Not Equal To DoNotReport; Billing Period Equal To 201603All Meter CodesAll Group Names

elpaso

Energy CAP

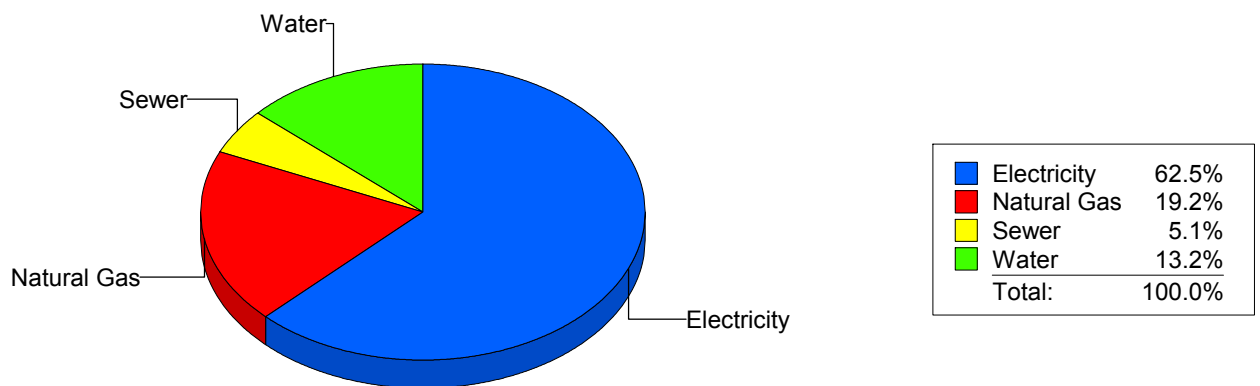
Cost Avoidance Program

Cost Summary Graph

Grouped by Energy Type

Energy Type	Use	Units	Meter Cost	Special Charges	Total Cost	Avg Unit Cost	% of Total Cost
Site: MOYE - HR MOYE							
Electricity	57,120	KWH	\$5,228.02	\$0.00	\$5,228.02	0.0915	62.53%
Natural Gas	3,152	CCF	\$1,603.13	\$0.00	\$1,603.13	0.5086	19.17%
Water	182	CCF	\$1,104.73	\$0.00	\$1,104.73	6.0699	13.21%
Sewer	75	CCF	\$424.95	\$0.00	\$424.95	5.6660	5.08%
Total Cost:			\$8,360.83	\$0.00	\$8,360.83		

For HR MOYE



Filters: Cost Center Name Not Equal To DoNotReport; Billing Period Equal To 201603All Meter CodesAll Group Names

elpaso

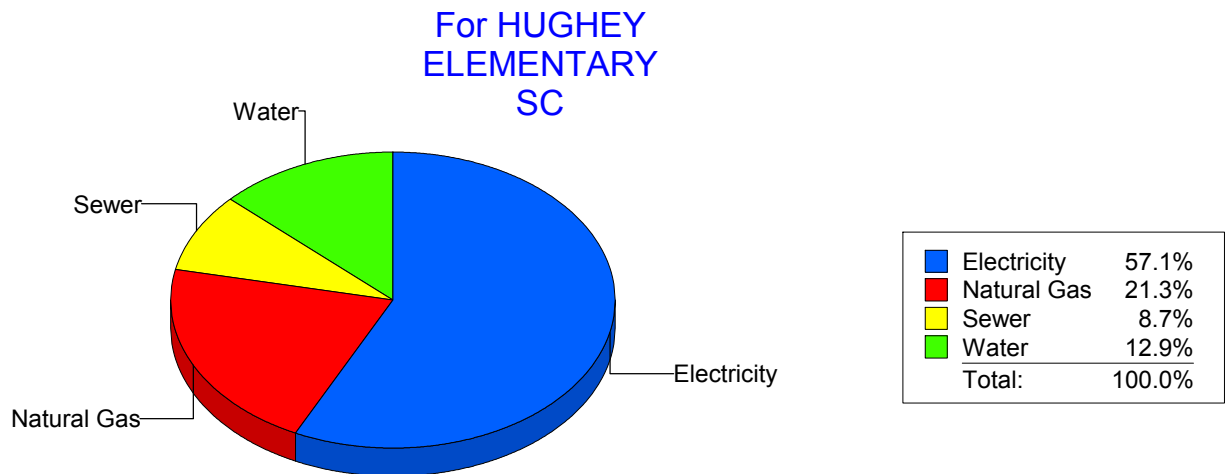
Energy CAP

Cost Avoidance Program

Cost Summary Graph

Grouped by Energy Type

Energy Type	Use	Units	Meter Cost	Special Charges	Total Cost	Avg Unit Cost	% of Total Cost
Site: HUGHEY ELEMENTARY SC - HUGHEY ELEMENTARY SC							
Electricity	38,697	KWH	\$4,019.36	\$0.00	\$4,019.36	0.1039	57.12%
Natural Gas	2,466	CCF	\$1,497.80	\$0.00	\$1,497.80	0.6074	21.29%
Water	279	CCF	\$910.36	\$0.00	\$910.36	3.2629	12.94%
Sewer	147	CCF	\$608.79	\$0.00	\$608.79	4.1414	8.65%
Total Cost:			\$7,036.31	\$0.00	\$7,036.31		



Filters: Cost Center Name Not Equal To DoNotReport; Billing Period Equal To 201603All Meter CodesAll Group Names

elpaso

Energy CAP

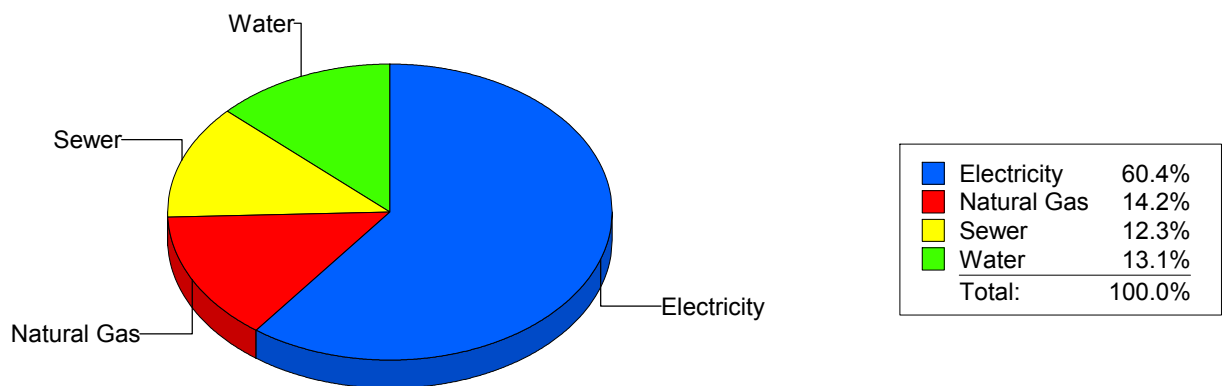
Cost Avoidance Program

Cost Summary Graph

Grouped by Energy Type

Energy Type	Use	Units	Meter Cost	Special Charges	Total Cost	Avg Unit Cost	% of Total Cost
Site: IRVIN HIGH SCHOOL - IRVIN HIGH SCHOOL							
Electricity	100,782	KWH	\$8,931.69	\$0.00	\$8,931.69	0.0886	60.41%
Natural Gas	3,958	CCF	\$2,092.55	\$0.00	\$2,092.55	0.5287	14.15%
Water	955	CCF	\$1,938.61	\$0.00	\$1,938.61	2.0300	13.11%
Sewer	714	CCF	\$1,823.47	\$0.00	\$1,823.47	2.5539	12.33%
Total Cost:			\$14,786.32	\$0.00	\$14,786.32		

For IRVIN HIGH SCHOOL



Filters: Cost Center Name Not Equal To DoNotReport; Billing Period Equal To 201603All Meter CodesAll Group Names

elpaso

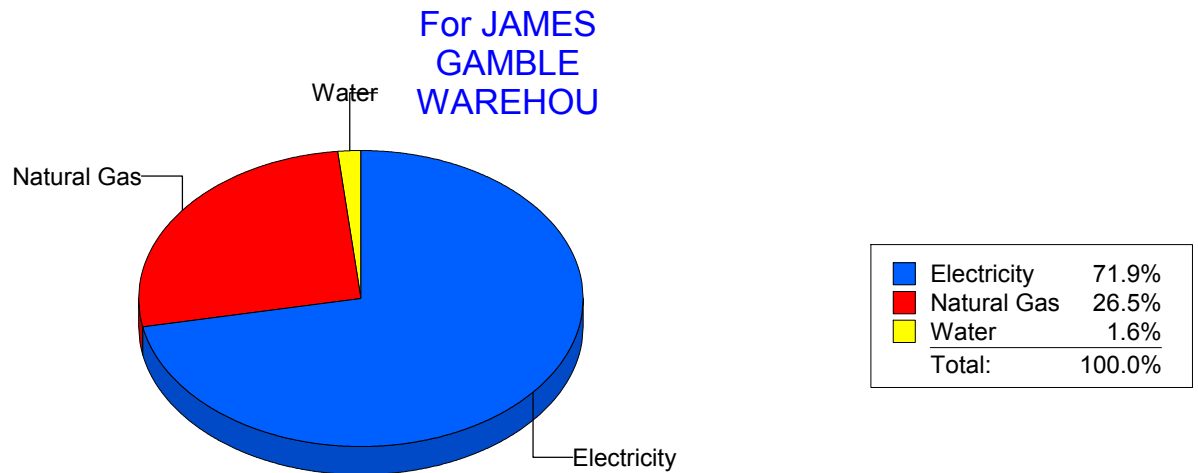
Energy CAP

Cost Avoidance Program

Cost Summary Graph

Grouped by Energy Type

Energy Type	Use	Units	Meter Cost	Special Charges	Total Cost	Avg Unit Cost	% of Total Cost
Site: JAMES GAMBLE WAREHOU - JAMES GAMBLE WAREHOU							
Electricity	26,300	KWH	\$2,090.36	\$0.00	\$2,090.36	0.0795	71.90%
Natural Gas	1,384	CCF	\$769.89	\$0.00	\$769.89	0.5563	26.48%
Water	0	CCF	\$47.14	\$0.00	\$47.14	0.0000	1.62%
Total Cost:			\$2,907.39	\$0.00	\$2,907.39		



Filters: Cost Center Name Not Equal To DoNotReport; Billing Period Equal To 201603All Meter CodesAll Group Names

elpaso

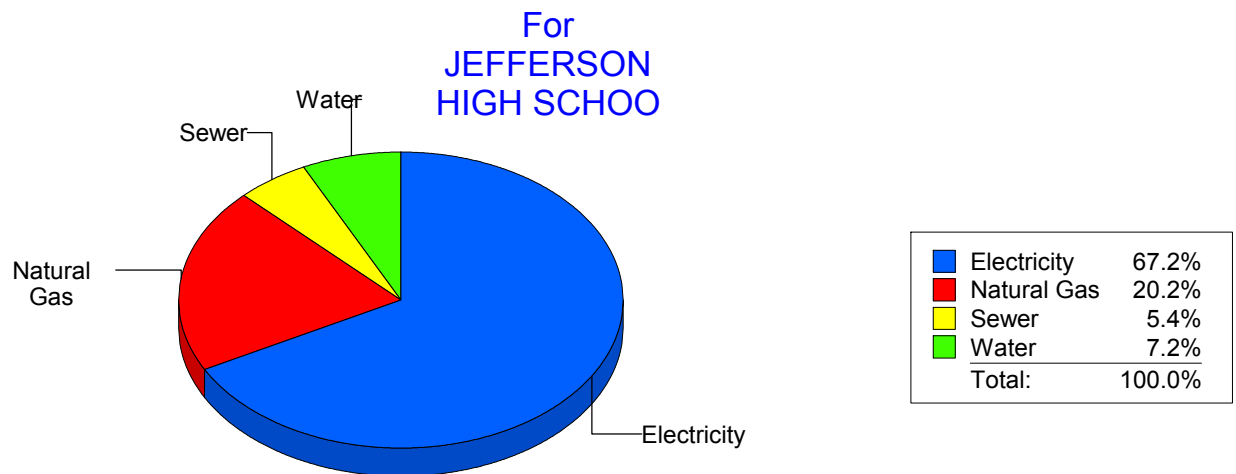
Energy CAP

Cost Avoidance Program

Cost Summary Graph

Grouped by Energy Type

Energy Type	Use	Units	Meter Cost	Special Charges	Total Cost	Avg Unit Cost	% of Total Cost
Site: JEFFERSON HIGH SCHOO - JEFFERSON HIGH SCHOO							
Electricity	107,183	KWH	\$9,032.03	\$0.00	\$9,032.03	0.0843	67.20%
Natural Gas	3,854	CCF	\$2,720.17	\$0.00	\$2,720.17	0.7058	20.24%
Water	316	CCF	\$966.82	\$0.00	\$966.82	3.0596	7.19%
Sewer	195	CCF	\$720.69	\$0.00	\$720.69	3.6958	5.36%
Total Cost:			\$13,439.71	\$0.00	\$13,439.71		



Filters: Cost Center Name Not Equal To DoNotReport; Billing Period Equal To 201603All Meter CodesAll Group Names

elpaso

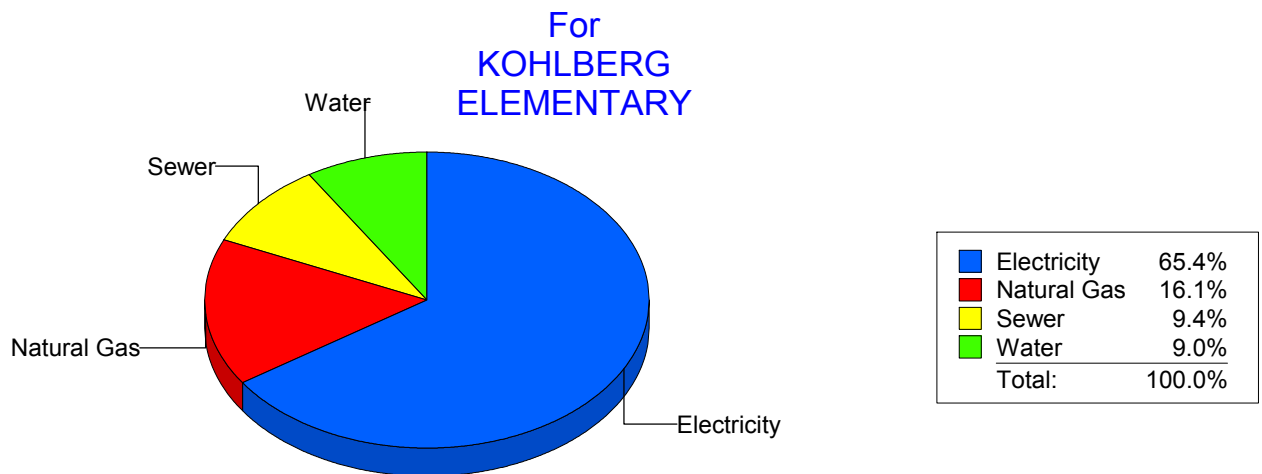
Energy CAP

Cost Avoidance Program

Cost Summary Graph

Grouped by Energy Type

Energy Type	Use	Units	Meter Cost	Special Charges	Total Cost	Avg Unit Cost	% of Total Cost
Site: KOHLBERG ELEMENTARY - KOHLBERG ELEMENTARY							
Electricity	45,620	KWH	\$5,341.90	\$0.00	\$5,341.90	0.1171	65.42%
Natural Gas	2,311	CCF	\$1,316.92	\$0.00	\$1,316.92	0.5698	16.13%
Water	264	CCF	\$736.51	\$0.00	\$736.51	2.7898	9.02%
Sewer	166	CCF	\$770.57	\$0.00	\$770.57	4.6420	9.44%
Total Cost:			\$8,165.90	\$0.00	\$8,165.90		



Filters: Cost Center Name Not Equal To DoNotReport; Billing Period Equal To 201603All Meter CodesAll Group Names

elpaso

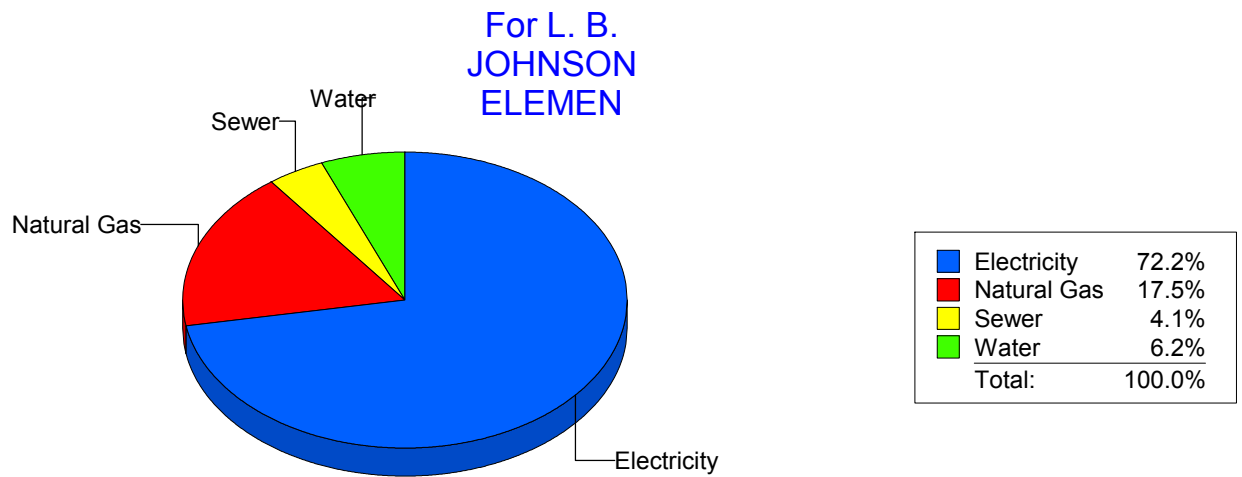
Energy CAP

Cost Avoidance Program

Cost Summary Graph

Grouped by Energy Type

Energy Type	Use	Units	Meter Cost	Special Charges	Total Cost	Avg Unit Cost	% of Total Cost
Site: L. B. JOHNSON ELEMEN - L. B. JOHNSON ELEMEN							
Electricity	63,850	KWH	\$6,205.71	\$0.00	\$6,205.71	0.0972	72.20%
Natural Gas	2,716	CCF	\$1,508.21	\$0.00	\$1,508.21	0.5553	17.55%
Water	148	CCF	\$532.79	\$0.00	\$532.79	3.5999	6.20%
Sewer	133	CCF	\$348.37	\$0.00	\$348.37	2.6193	4.05%
Total Cost:			\$8,595.08	\$0.00	\$8,595.08		



Filters: Cost Center Name Not Equal To DoNotReport; Billing Period Equal To 201603All Meter CodesAll Group Names

elpaso

Energy CAP

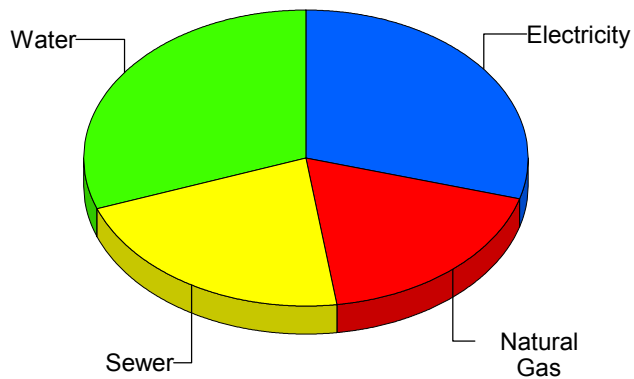
Cost Avoidance Program

Cost Summary Graph

Grouped by Energy Type

Energy Type	Use	Units	Meter Cost	Special Charges	Total Cost	Avg Unit Cost	% of Total Cost
Site: LAMAR ELEMENTARY SCH - LAMAR ELEMENTARY SCH							
Electricity	33,300	KWH	\$1,074.51	\$0.00	\$1,074.51	0.0323	29.43%
Natural Gas	690	CCF	\$665.22	\$0.00	\$665.22	0.9641	18.22%
Water	360	CCF	\$1,110.61	\$0.00	\$1,110.61	3.0850	30.42%
Sewer	203	CCF	\$800.55	\$0.00	\$800.55	3.9436	21.93%
Total Cost:			\$3,650.89	\$0.00	\$3,650.89		

For LAMAR
ELEMENTARY
SCH



Electricity	29.4%
Natural Gas	18.2%
Sewer	21.9%
Water	30.4%
Total:	100.0%

Filters: Cost Center Name Not Equal To DoNotReport; Billing Period Equal To 201603All Meter CodesAll Group Names

elpaso

Energy CAP

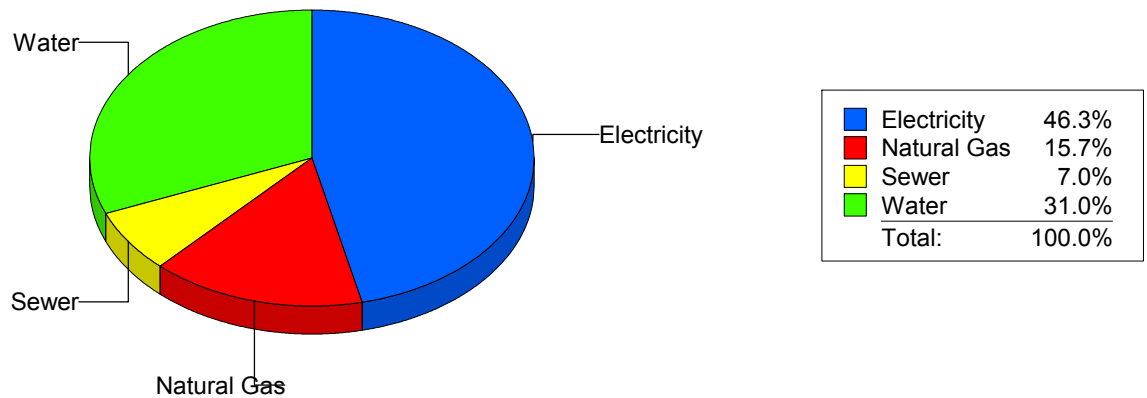
Cost Avoidance Program

Cost Summary Graph

Grouped by Energy Type

Energy Type	Use	Units	Meter Cost	Special Charges	Total Cost	Avg Unit Cost	% of Total Cost
Site: LEE ELEMENTARY - LEE ELEMENTARY							
Electricity	26,980	KWH	\$3,005.27	\$0.00	\$3,005.27	0.1114	46.35%
Natural Gas	1,907	CCF	\$1,016.67	\$0.00	\$1,016.67	0.5331	15.68%
Water	199	CCF	\$2,010.95	\$0.00	\$2,010.95	10.1053	31.01%
Sewer	103	CCF	\$451.15	\$0.00	\$451.15	4.3801	6.96%
Total Cost:			\$6,484.04	\$0.00	\$6,484.04		

For LEE
ELEMENTARY



Filters: Cost Center Name Not Equal To DoNotReport; Billing Period Equal To 201603All Meter CodesAll Group Names

elpaso

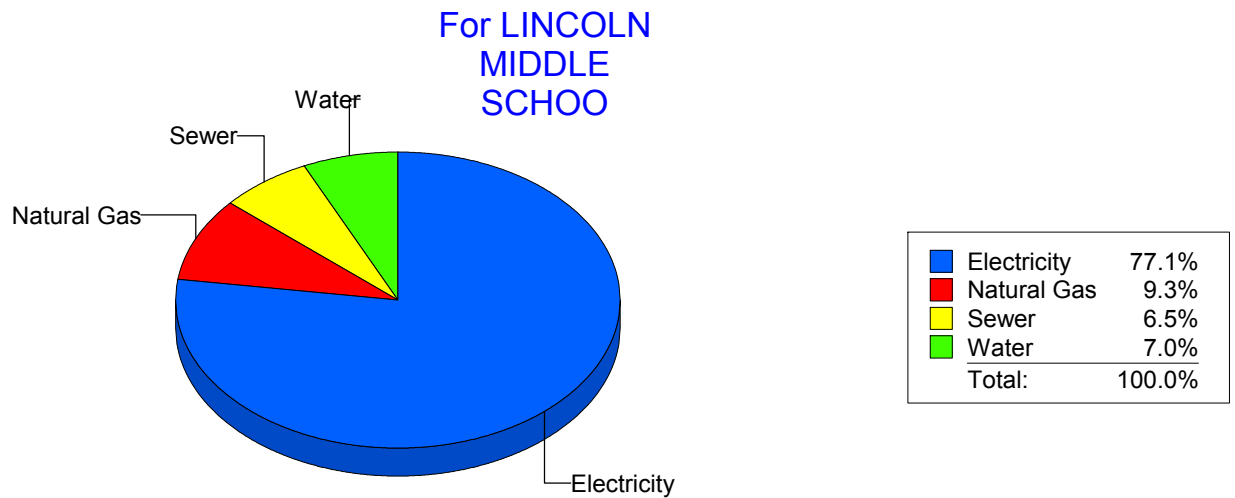
Energy CAP

Cost Avoidance Program

Cost Summary Graph

Grouped by Energy Type

Energy Type	Use	Units	Meter Cost	Special Charges	Total Cost	Avg Unit Cost	% of Total Cost
Site: LINCOLN MIDDLE SCHOO - LINCOLN MIDDLE SCHOO							
Electricity	101,300	KWH	\$10,080.57	\$0.00	\$10,080.57	0.0995	77.13%
Natural Gas	2,334	CCF	\$1,218.34	\$0.00	\$1,218.34	0.5220	9.32%
Water	408	CCF	\$921.19	\$0.00	\$921.19	2.2578	7.05%
Sewer	213	CCF	\$849.97	\$0.00	\$849.97	3.9905	6.50%
Total Cost:			\$13,070.07	\$0.00	\$13,070.07		



Filters: Cost Center Name Not Equal To DoNotReport; Billing Period Equal To 201603All Meter CodesAll Group Names

elpaso

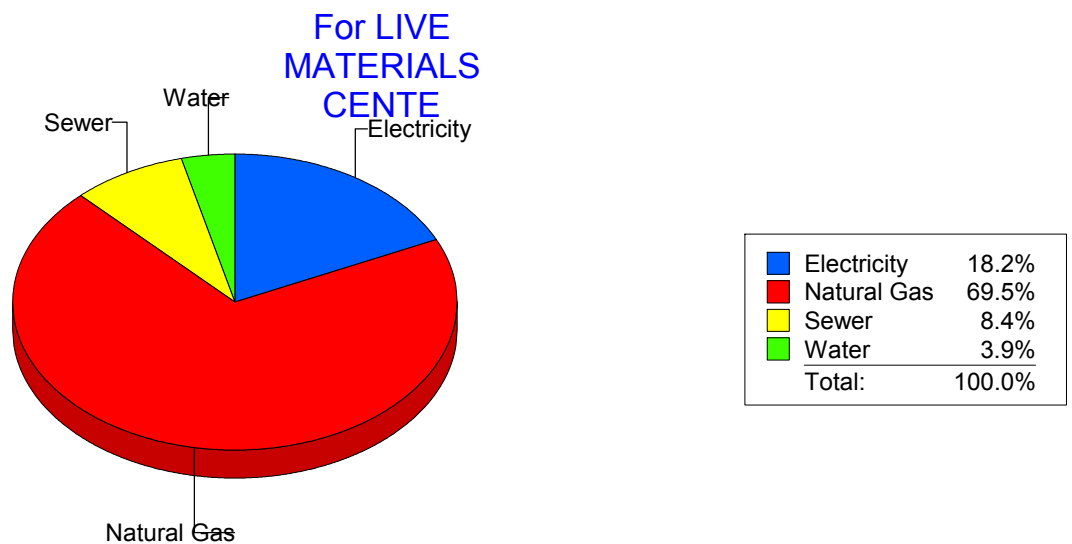
Energy CAP

Cost Avoidance Program

Cost Summary Graph

Grouped by Energy Type

Energy Type	Use	Units	Meter Cost	Special Charges	Total Cost	Avg Unit Cost	% of Total Cost
Site: LIVE MATERIALS CENTE - LIVE MATERIALS CENTE							
Electricity	334	KWH	\$67.17	\$0.00	\$67.17	0.2011	18.18%
Natural Gas	59	CCF	\$256.97	\$0.00	\$256.97	4.3554	69.54%
Water	1	CCF	\$14.26	\$0.00	\$14.26	14.2600	3.86%
Sewer	1	CCF	\$31.15	\$0.00	\$31.15	31.1500	8.43%
Total Cost:			\$369.55	\$0.00	\$369.55		



Filters: Cost Center Name Not Equal To DoNotReport; Billing Period Equal To 201603All Meter CodesAll Group Names

elpaso

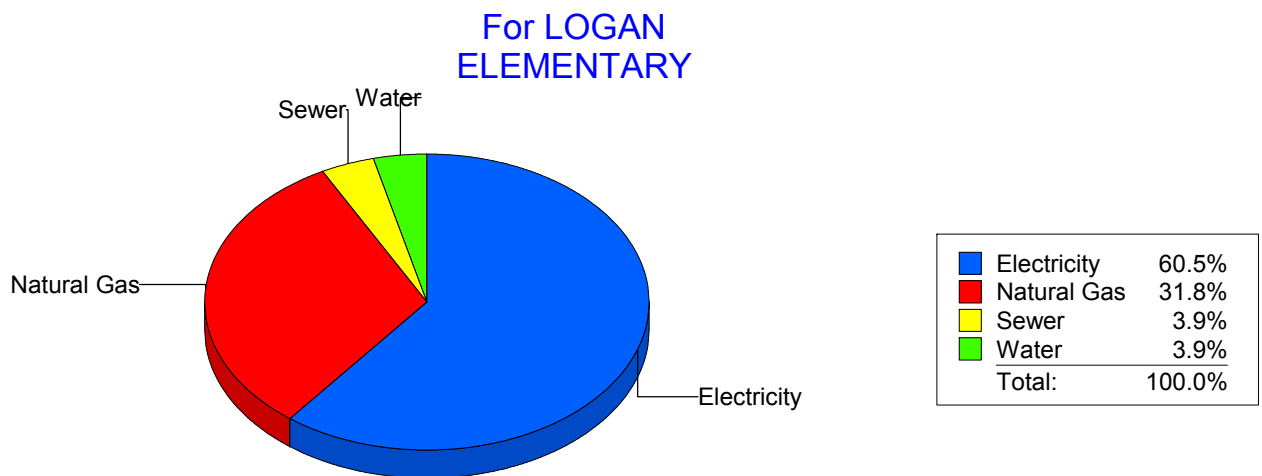
Energy CAP

Cost Avoidance Program

Cost Summary Graph

Grouped by Energy Type

Energy Type	Use	Units	Meter Cost	Special Charges	Total Cost	Avg Unit Cost	% of Total Cost
Site: LOGAN ELEMENTARY - LOGAN ELEMENTARY							
Electricity	158 KWH		\$1,333.14	\$0.00	\$1,333.14	8.4376	60.48%
Natural Gas	1,238 CCF		\$700.70	\$0.00	\$700.70	0.5660	31.79%
Water	2 CCF		\$84.93	\$0.00	\$84.93	42.4650	3.85%
Sewer	5 CCF		\$85.66	\$0.00	\$85.66	17.1320	3.89%
Total Cost:			\$2,204.43	\$0.00	\$2,204.43		



Filters: Cost Center Name Not Equal To DoNotReport; Billing Period Equal To 201603All Meter CodesAll Group Names

elpaso

Energy CAP

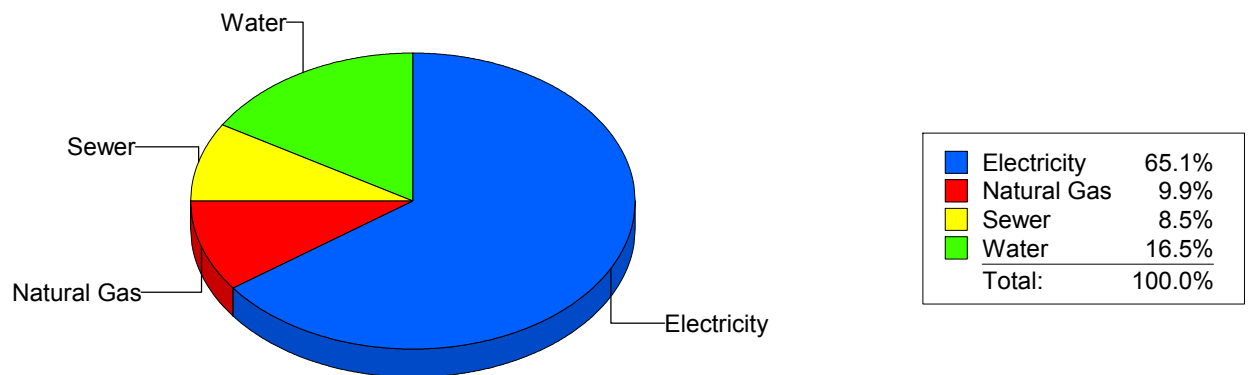
Cost Avoidance Program

Cost Summary Graph

Grouped by Energy Type

Energy Type	Use	Units	Meter Cost	Special Charges	Total Cost	Avg Unit Cost	% of Total Cost
Site: LUNDY - LUNDY							
Electricity	55,600	KWH	\$5,193.11	\$0.00	\$5,193.11	0.0934	65.09%
Natural Gas	1,193	CCF	\$789.83	\$0.00	\$789.83	0.6621	9.90%
Water	325	CCF	\$1,316.50	\$0.00	\$1,316.50	4.0508	16.50%
Sewer	224	CCF	\$679.05	\$0.00	\$679.05	3.0315	8.51%
Total Cost:			\$7,978.49	\$0.00	\$7,978.49		

For LUNDY



Filters: Cost Center Name Not Equal To DoNotReport; Billing Period Equal To 201603All Meter CodesAll Group Names

elpaso

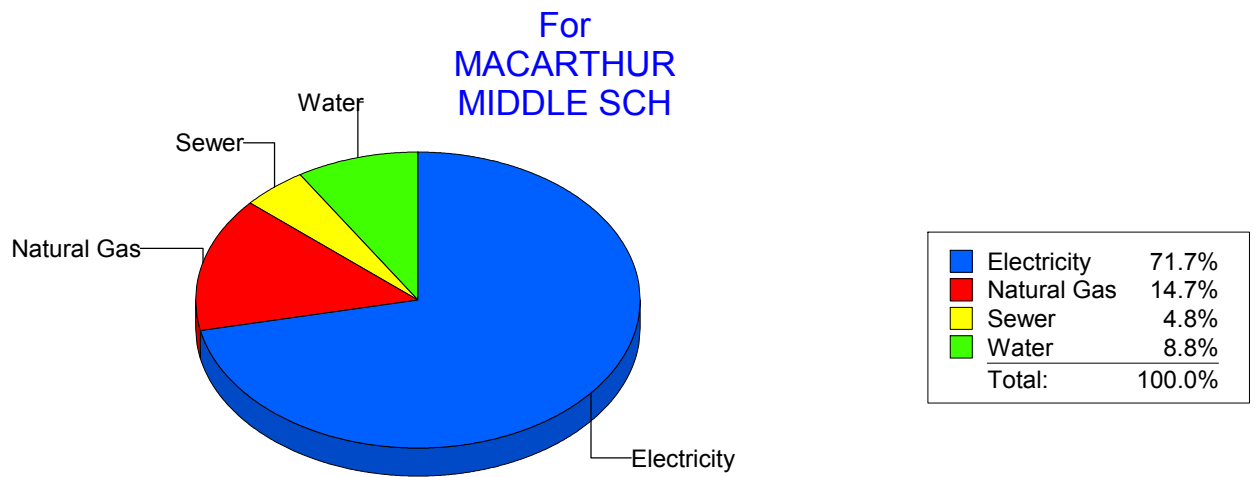
Energy CAP

Cost Avoidance Program

Cost Summary Graph

Grouped by Energy Type

Energy Type	Use	Units	Meter Cost	Special Charges	Total Cost	Avg Unit Cost	% of Total Cost
Site: MACARTHUR MIDDLE SCH - MACARTHUR MIDDLE SCH							
Electricity	67,680	KWH	\$6,455.41	\$0.00	\$6,455.41	0.0954	71.69%
Natural Gas	2,559	CCF	\$1,324.59	\$0.00	\$1,324.59	0.5176	14.71%
Water	153	CCF	\$788.88	\$0.00	\$788.88	5.1561	8.76%
Sewer	93	CCF	\$435.82	\$0.00	\$435.82	4.6862	4.84%
Total Cost:			\$9,004.70	\$0.00	\$9,004.70		



Filters: Cost Center Name Not Equal To DoNotReport; Billing Period Equal To 201603All Meter CodesAll Group Names

elpaso

Energy CAP

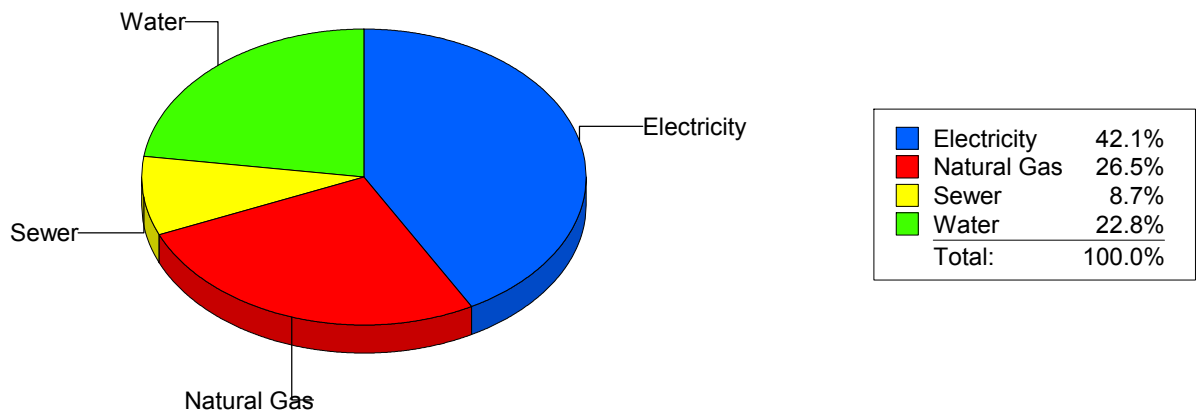
Cost Avoidance Program

Cost Summary Graph

Grouped by Energy Type

Energy Type	Use	Units	Meter Cost	Special Charges	Total Cost	Avg Unit Cost	% of Total Cost
Site: MAGOFFIN MIDDLE SCHO - MAGOFFIN MIDDLE SCHO							
Electricity	17,421	KWH	\$1,635.65	\$0.00	\$1,635.65	0.0939	42.05%
Natural Gas	1,933	CCF	\$1,028.91	\$0.00	\$1,028.91	0.5323	26.45%
Water	173	CCF	\$887.40	\$0.00	\$887.40	5.1295	22.82%
Sewer	40	CCF	\$337.50	\$0.00	\$337.50	8.4375	8.68%
Total Cost:			\$3,889.46	\$0.00	\$3,889.46		

For MAGOFFIN
MIDDLE SCHO



Filters: Cost Center Name Not Equal To DoNotReport; Billing Period Equal To 201603All Meter CodesAll Group Names

elpaso

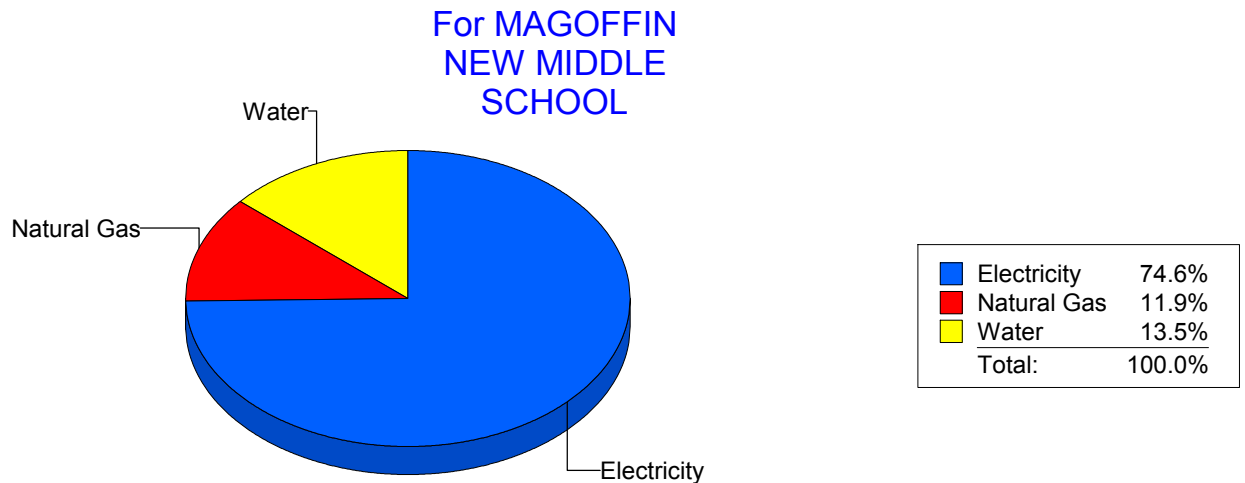
Energy CAP

Cost Avoidance Program

Cost Summary Graph

Grouped by Energy Type

Energy Type	Use	Units	Meter Cost	Special Charges	Total Cost	Avg Unit Cost	% of Total Cost
Site: MAGOFFINMIDDLESCHOOLN047 - MAGOFFIN NEW MIDDLE SCHOOL							
Electricity	88,600	KWH	\$8,451.47	\$0.00	\$8,451.47	0.0954	74.62%
Natural Gas	2,601	CCF	\$1,344.41	\$0.00	\$1,344.41	0.5169	11.87%
Water	0	CCF	\$1,530.00	\$0.00	\$1,530.00	0.0000	13.51%
Total Cost:			\$11,325.88	\$0.00	\$11,325.88		



Filters: Cost Center Name Not Equal To DoNotReport; Billing Period Equal To 201603All Meter CodesAll Group Names

elpaso

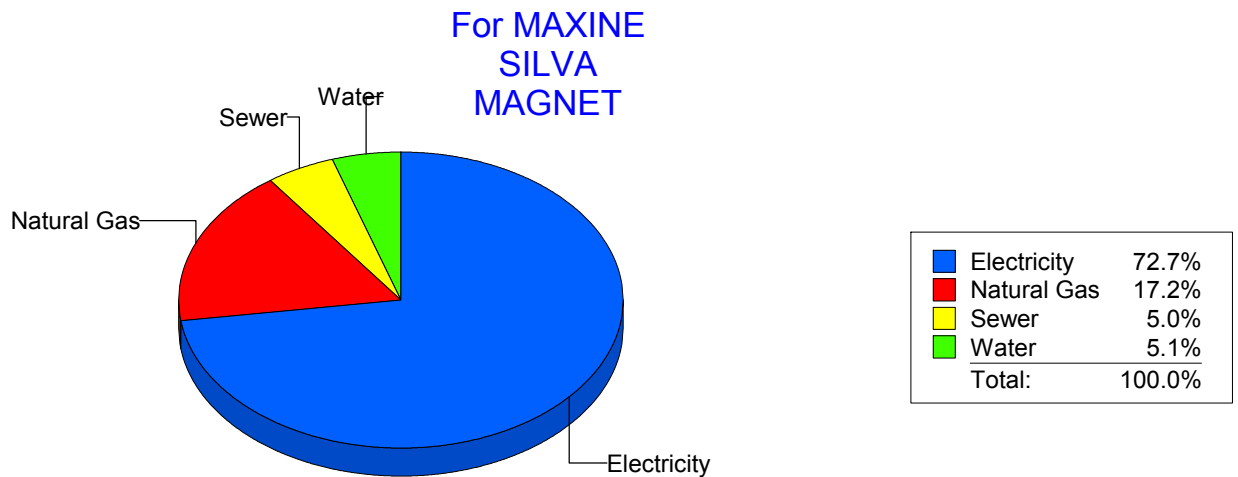
Energy CAP

Cost Avoidance Program

Cost Summary Graph

Grouped by Energy Type

Energy Type	Use	Units	Meter Cost	Special Charges	Total Cost	Avg Unit Cost	% of Total Cost
Site: MAXINE SILVA MAGNET - MAXINE SILVA MAGNET							
Electricity	67,200	KWH	\$6,382.32	\$0.00	\$6,382.32	0.0950	72.73%
Natural Gas	2,946	CCF	\$1,507.36	\$0.00	\$1,507.36	0.5117	17.18%
Water	136	CCF	\$443.56	\$0.00	\$443.56	3.2615	5.05%
Sewer	77	CCF	\$442.42	\$0.00	\$442.42	5.7457	5.04%
Total Cost:			\$8,775.66	\$0.00	\$8,775.66		



Filters: Cost Center Name Not Equal To DoNotReport; Billing Period Equal To 201603All Meter CodesAll Group Names

elpaso

Energy CAP

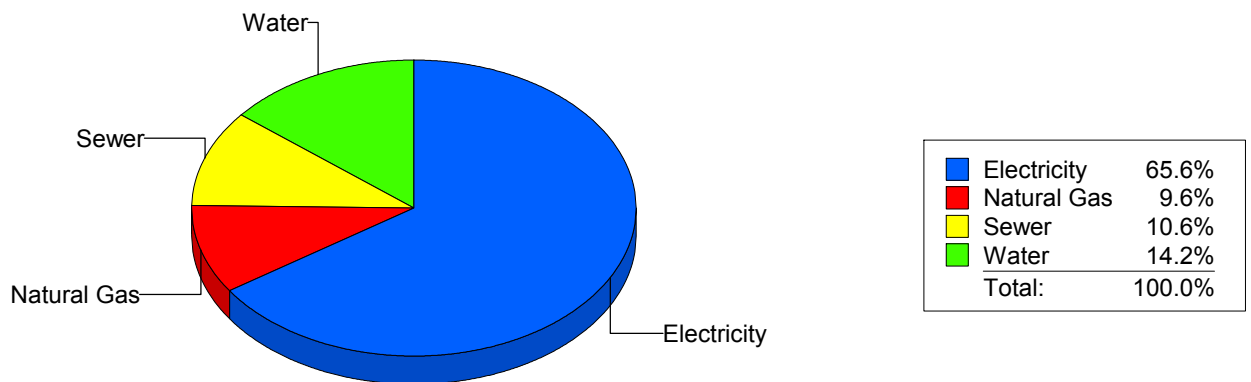
Cost Avoidance Program

Cost Summary Graph

Grouped by Energy Type

Energy Type	Use	Units	Meter Cost	Special Charges	Total Cost	Avg Unit Cost	% of Total Cost
Site: MESITA ELEMENTARY - MESITA ELEMENTARY							
Electricity	82,920	KWH	\$6,763.11	\$0.00	\$6,763.11	0.0816	65.64%
Natural Gas	1,606	CCF	\$987.49	\$0.00	\$987.49	0.6149	9.58%
Water	403	CCF	\$1,463.32	\$0.00	\$1,463.32	3.6311	14.20%
Sewer	368	CCF	\$1,089.90	\$0.00	\$1,089.90	2.9617	10.58%
Total Cost:			\$10,303.82	\$0.00	\$10,303.82		

For MESITA
ELEMENTARY



Filters: Cost Center Name Not Equal To DoNotReport; Billing Period Equal To 201603All Meter CodesAll Group Names

elpaso

Energy CAP

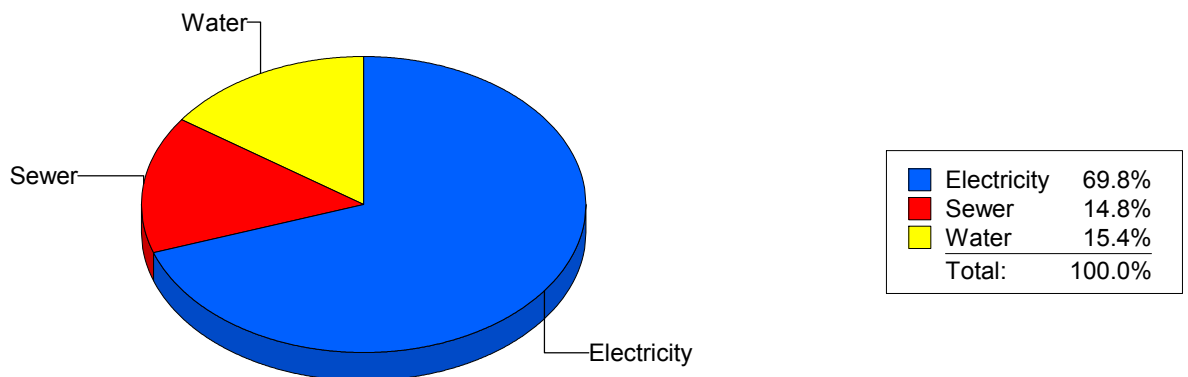
Cost Avoidance Program

Cost Summary Graph

Grouped by Energy Type

Energy Type	Use	Units	Meter Cost	Special Charges	Total Cost	Avg Unit Cost	% of Total Cost
Site: MILAM ELEMENTARY - MILAM ELEMENTARY							
Electricity	13,440	KWH	\$1,370.90	\$0.00	\$1,370.90	0.1020	69.83%
Water	75	CCF	\$301.81	\$0.00	\$301.81	4.0241	15.37%
Sewer	94	CCF	\$290.62	\$0.00	\$290.62	3.0917	14.80%
Total Cost:			\$1,963.33	\$0.00	\$1,963.33		

For MILAM
ELEMENTARY



Filters: Cost Center Name Not Equal To DoNotReport; Billing Period Equal To 201603All Meter CodesAll Group Names

elpaso

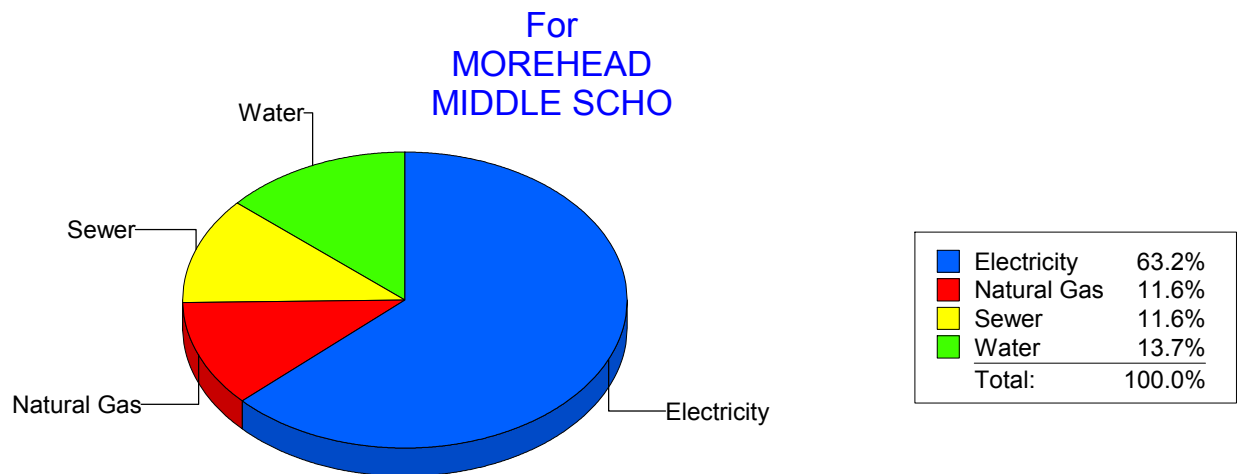
Energy CAP

Cost Avoidance Program

Cost Summary Graph

Grouped by Energy Type

Energy Type	Use	Units	Meter Cost	Special Charges	Total Cost	Avg Unit Cost	% of Total Cost
Site: MOREHEAD MIDDLE SCHO - MOREHEAD MIDDLE SCHO							
Electricity	75,727	KWH	\$6,809.73	\$0.00	\$6,809.73	0.0899	63.16%
Natural Gas	2,402	CCF	\$1,250.45	\$0.00	\$1,250.45	0.5206	11.60%
Water	694	CCF	\$1,472.48	\$0.00	\$1,472.48	2.1217	13.66%
Sewer	235	CCF	\$1,248.30	\$0.00	\$1,248.30	5.3119	11.58%
Total Cost:			\$10,780.96	\$0.00	\$10,780.96		



Filters: Cost Center Name Not Equal To DoNotReport; Billing Period Equal To 201603All Meter CodesAll Group Names

elpaso

Energy CAP

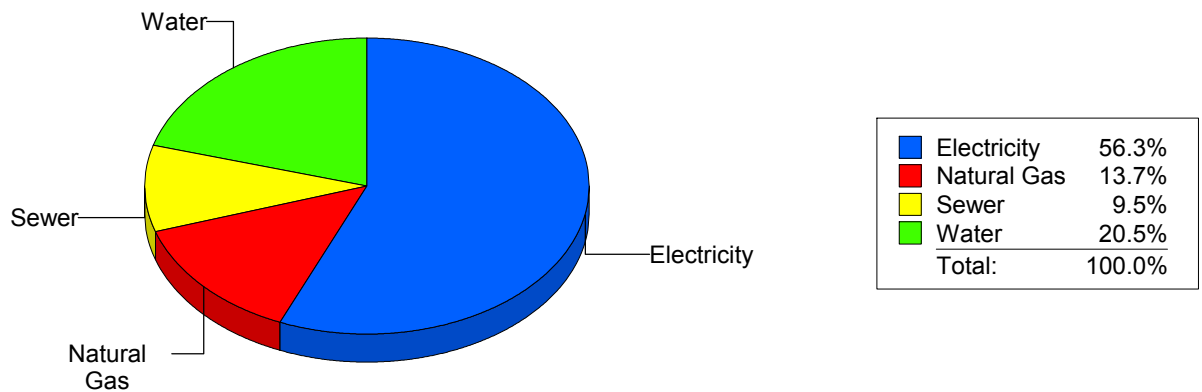
Cost Avoidance Program

Cost Summary Graph

Grouped by Energy Type

Energy Type	Use	Units	Meter Cost	Special Charges	Total Cost	Avg Unit Cost	% of Total Cost
Site: NEWMAN ELEMENTARY - NEWMAN ELEMENTARY							
Electricity	33,166	KWH	\$3,773.60	\$0.00	\$3,773.60	0.1138	56.27%
Natural Gas	1,226	CCF	\$919.89	\$0.00	\$919.89	0.7503	13.72%
Water	555	CCF	\$1,376.00	\$0.00	\$1,376.00	2.4793	20.52%
Sewer	309	CCF	\$636.56	\$0.00	\$636.56	2.0601	9.49%
Total Cost:			\$6,706.05	\$0.00	\$6,706.05		

For NEWMAN
ELEMENTARY



Filters: Cost Center Name Not Equal To DoNotReport; Billing Period Equal To 201603All Meter CodesAll Group Names

elpaso

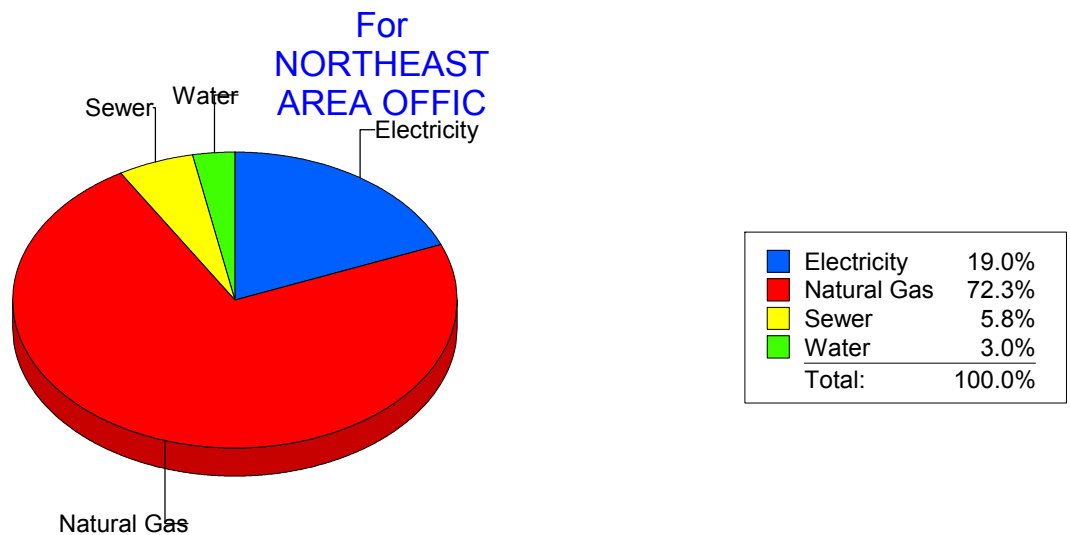
Energy CAP

Cost Avoidance Program

Cost Summary Graph

Grouped by Energy Type

Energy Type	Use	Units	Meter Cost	Special Charges	Total Cost	Avg Unit Cost	% of Total Cost
Site: NORTHEAST AREA OFFIC - NORTHEAST AREA OFFIC							
Electricity	1,520	KWH	\$171.44	\$0.00	\$171.44	0.1128	18.97%
Natural Gas	445	CCF	\$653.05	\$0.00	\$653.05	1.4675	72.28%
Water	0	CCF	\$26.66	\$0.00	\$26.66	0.0000	2.95%
Sewer	1	CCF	\$52.40	\$0.00	\$52.40	52.4000	5.80%
Total Cost:			\$903.55	\$0.00	\$903.55		



Filters: Cost Center Name Not Equal To DoNotReport; Billing Period Equal To 201603All Meter CodesAll Group Names

elpaso


Energy CAP

Cost Avoidance Program

Cost Summary Graph

Grouped by Energy Type

Energy Type	Use	Units	Meter Cost	Special Charges	Total Cost	Avg Unit Cost	% of Total Cost
Site: NORTHEAST AREA TRANS - NORTHEAST AREA TRANS							
Electricity	5,498	KWH	\$500.33	\$0.00	\$500.33	0.0910	26.62%
Natural Gas	345	CCF	\$393.15	\$0.00	\$393.15	1.1396	20.92%
Water	120	CCF	\$648.47	\$0.00	\$648.47	5.4039	34.50%
Sewer	41	CCF	\$337.50	\$0.00	\$337.50	8.2317	17.96%
Total Cost:			\$1,879.45	\$0.00	\$1,879.45		



Filters: Cost Center Name Not Equal To DoNotReport; Billing Period Equal To 201603All Meter CodesAll Group Names

elpaso

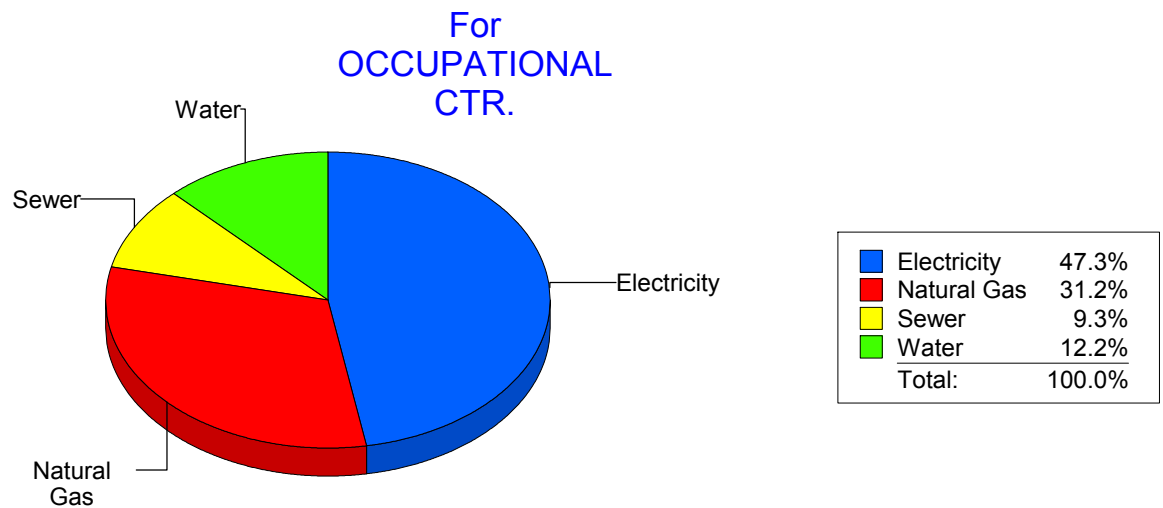
Energy CAP

Cost Avoidance Program

Cost Summary Graph

Grouped by Energy Type

Energy Type	Use	Units	Meter Cost	Special Charges	Total Cost	Avg Unit Cost	% of Total Cost
Site: OCCUPATIONAL CTR. - OCCUPATIONAL CTR.							
Electricity	3,500	KWH	\$368.02	\$0.00	\$368.02	0.1051	47.29%
Natural Gas	279	CCF	\$243.03	\$0.00	\$243.03	0.8711	31.23%
Water	6	CCF	\$94.84	\$0.00	\$94.84	15.8067	12.19%
Sewer	5	CCF	\$72.40	\$0.00	\$72.40	14.4800	9.30%
Total Cost:			\$778.29	\$0.00	\$778.29		



Filters: Cost Center Name Not Equal To DoNotReport; Billing Period Equal To 201603All Meter CodesAll Group Names

elpaso

Energy CAP

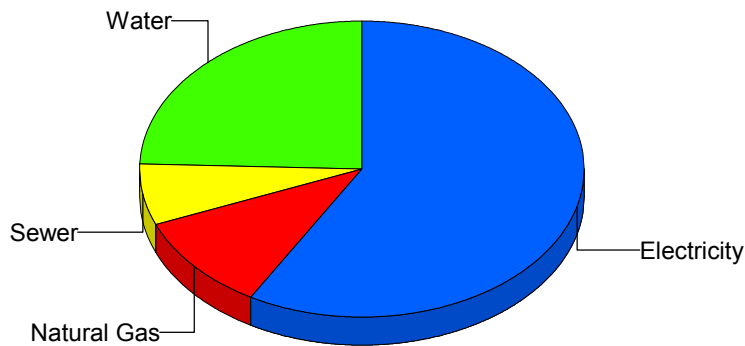
Cost Avoidance Program

Cost Summary Graph

Grouped by Energy Type

Energy Type	Use	Units	Meter Cost	Special Charges	Total Cost	Avg Unit Cost	% of Total Cost
Site: PARK ELEMENTARY - PARK ELEMENTARY							
Electricity	32,787	KWH	\$3,477.23	\$0.00	\$3,477.23	0.1061	58.28%
Natural Gas	870	CCF	\$636.80	\$0.00	\$636.80	0.7320	10.67%
Water	350	CCF	\$1,455.73	\$0.00	\$1,455.73	4.1592	24.40%
Sewer	90	CCF	\$397.17	\$0.00	\$397.17	4.4130	6.66%
Total Cost:			\$5,966.93	\$0.00	\$5,966.93		

For PARK
ELEMENTARY



Electricity	58.3%
Natural Gas	10.7%
Sewer	6.7%
Water	24.4%
Total:	100.0%

Filters: Cost Center Name Not Equal To DoNotReport; Billing Period Equal To 201603All Meter CodesAll Group Names

elpaso

Energy CAP

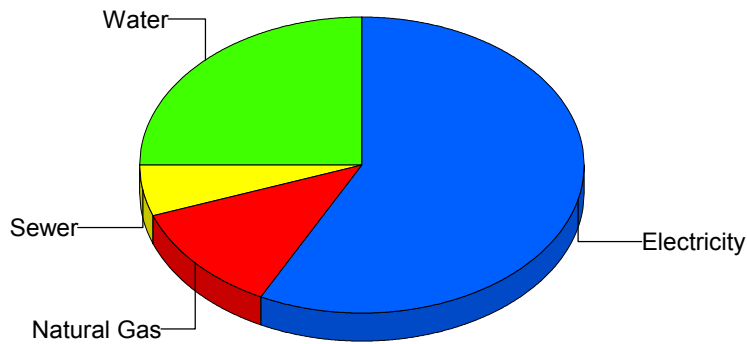
Cost Avoidance Program

Cost Summary Graph

Grouped by Energy Type

Energy Type	Use	Units	Meter Cost	Special Charges	Total Cost	Avg Unit Cost	% of Total Cost
Site: PAUL MORENO - PAUL MORENO							
Electricity	45,600	KWH	\$4,453.98	\$0.00	\$4,453.98	0.0977	57.54%
Natural Gas	1,485	CCF	\$926.73	\$0.00	\$926.73	0.6241	11.97%
Water	355	CCF	\$1,926.13	\$0.00	\$1,926.13	5.4257	24.88%
Sewer	109	CCF	\$433.97	\$0.00	\$433.97	3.9814	5.61%
Total Cost:			\$7,740.81	\$0.00	\$7,740.81		

For PAUL
MORENO



Electricity	57.5%
Natural Gas	12.0%
Sewer	5.6%
Water	24.9%
Total:	100.0%

Filters: Cost Center Name Not Equal To DoNotReport; Billing Period Equal To 201603All Meter CodesAll Group Names

elpaso

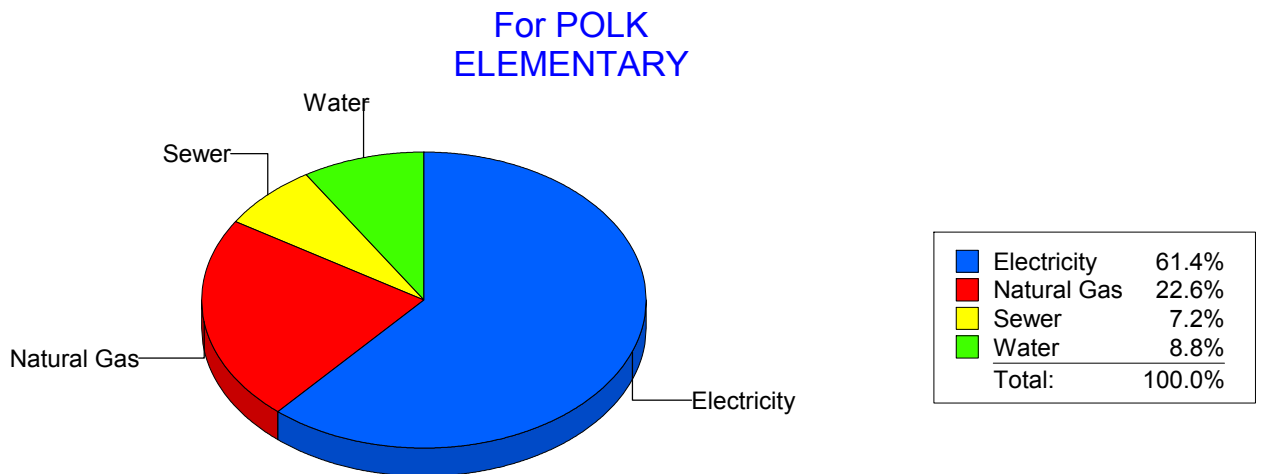
Energy CAP

Cost Avoidance Program

Cost Summary Graph

Grouped by Energy Type

Energy Type	Use	Units	Meter Cost	Special Charges	Total Cost	Avg Unit Cost	% of Total Cost
Site: POLK ELEMENTARY - POLK ELEMENTARY							
Electricity	35,500	KWH	\$3,363.02	\$0.00	\$3,363.02	0.0947	61.40%
Natural Gas	2,140	CCF	\$1,235.85	\$0.00	\$1,235.85	0.5775	22.56%
Water	172	CCF	\$482.23	\$0.00	\$482.23	2.8037	8.80%
Sewer	62	CCF	\$396.22	\$0.00	\$396.22	6.3906	7.23%
Total Cost:			\$5,477.32	\$0.00	\$5,477.32		



Filters: Cost Center Name Not Equal To DoNotReport; Billing Period Equal To 201603All Meter CodesAll Group Names

elpaso

Energy CAP

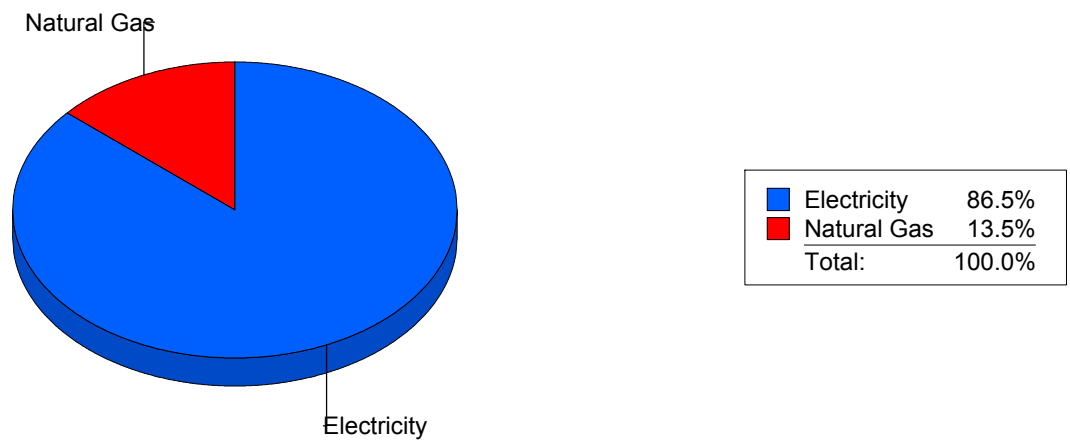
Cost Avoidance Program

Cost Summary Graph

Grouped by Energy Type

Energy Type	Use	Units	Meter Cost	Special Charges	Total Cost	Avg Unit Cost	% of Total Cost
Site: POWELL - POWELL							
Electricity	44,640	KWH	\$4,080.86	\$0.00	\$4,080.86	0.0914	86.52%
Natural Gas	1,101	CCF	\$635.99	\$0.00	\$635.99	0.5776	13.48%
Total Cost:			\$4,716.85	\$0.00	\$4,716.85		

For POWELL



Filters: Cost Center Name Not Equal To DoNotReport; Billing Period Equal To 201603All Meter CodesAll Group Names

elpaso

Energy CAP

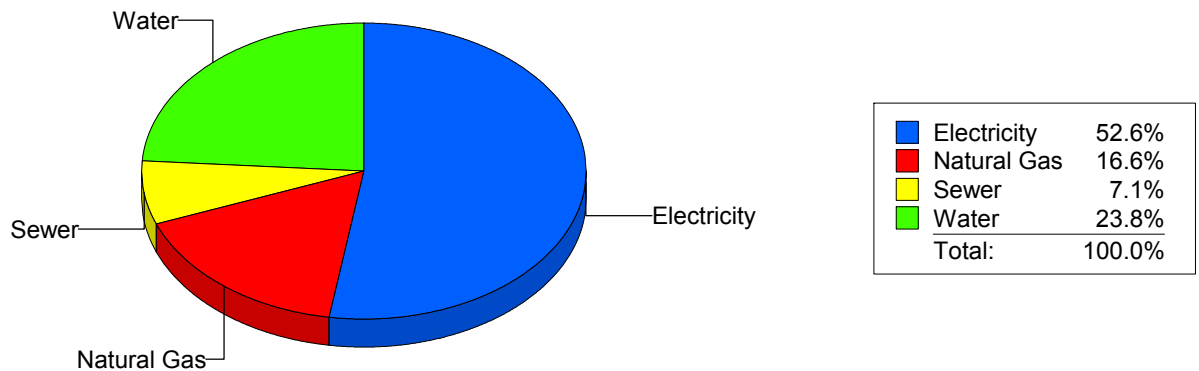
Cost Avoidance Program

Cost Summary Graph

Grouped by Energy Type

Energy Type	Use	Units	Meter Cost	Special Charges	Total Cost	Avg Unit Cost	% of Total Cost
Site: PUTNAM ELEMENTARY - PUTNAM ELEMENTARY							
Electricity	31,334	KWH	\$3,233.34	\$0.00	\$3,233.34	0.1032	52.56%
Natural Gas	1,672	CCF	\$1,019.76	\$0.00	\$1,019.76	0.6099	16.58%
Water	465	CCF	\$1,464.34	\$0.00	\$1,464.34	3.1491	23.80%
Sewer	122	CCF	\$434.19	\$0.00	\$434.19	3.5589	7.06%
Total Cost:			\$6,151.63	\$0.00	\$6,151.63		

For PUTNAM
ELEMENTARY



Filters: Cost Center Name Not Equal To DoNotReport; Billing Period Equal To 201603All Meter CodesAll Group Names

elpaso

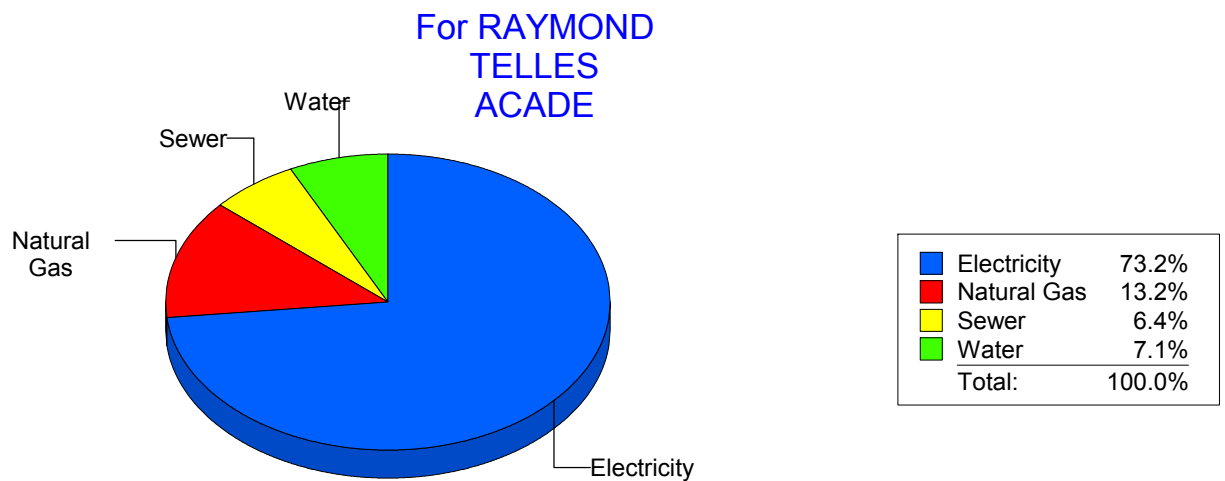
Energy CAP

Cost Avoidance Program

Cost Summary Graph

Grouped by Energy Type

Energy Type	Use	Units	Meter Cost	Special Charges	Total Cost	Avg Unit Cost	% of Total Cost
Site: RAYMOND TELLES ACADE - RAYMOND TELLES ACADE							
Electricity	31,400	KWH	\$2,944.12	\$0.00	\$2,944.12	0.0938	73.24%
Natural Gas	879	CCF	\$531.16	\$0.00	\$531.16	0.6043	13.21%
Water	51	CCF	\$285.46	\$0.00	\$285.46	5.5973	7.10%
Sewer	45	CCF	\$259.27	\$0.00	\$259.27	5.7616	6.45%
Total Cost:			\$4,020.01	\$0.00	\$4,020.01		



Filters: Cost Center Name Not Equal To DoNotReport; Billing Period Equal To 201603All Meter CodesAll Group Names

elpaso

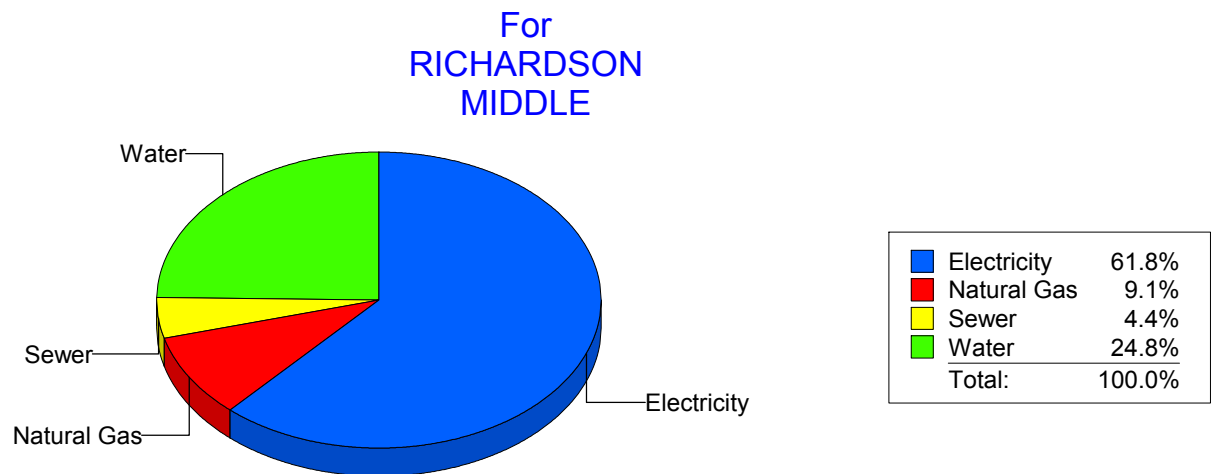
Energy CAP

Cost Avoidance Program

Cost Summary Graph

Grouped by Energy Type

Energy Type	Use	Units	Meter Cost	Special Charges	Total Cost	Avg Unit Cost	% of Total Cost
Site: RICHARDSON MIDDLE - RICHARDSON MIDDLE							
Electricity	86,100	KWH	\$9,224.39	\$0.00	\$9,224.39	0.1071	61.77%
Natural Gas	2,617	CCF	\$1,351.97	\$0.00	\$1,351.97	0.5166	9.05%
Water	670	CCF	\$3,705.76	\$0.00	\$3,705.76	5.5310	24.81%
Sewer	79	CCF	\$651.97	\$0.00	\$651.97	8.2528	4.37%
Total Cost:			\$14,934.09	\$0.00	\$14,934.09		



Filters: Cost Center Name Not Equal To DoNotReport; Billing Period Equal To 201603All Meter CodesAll Group Names

elpaso

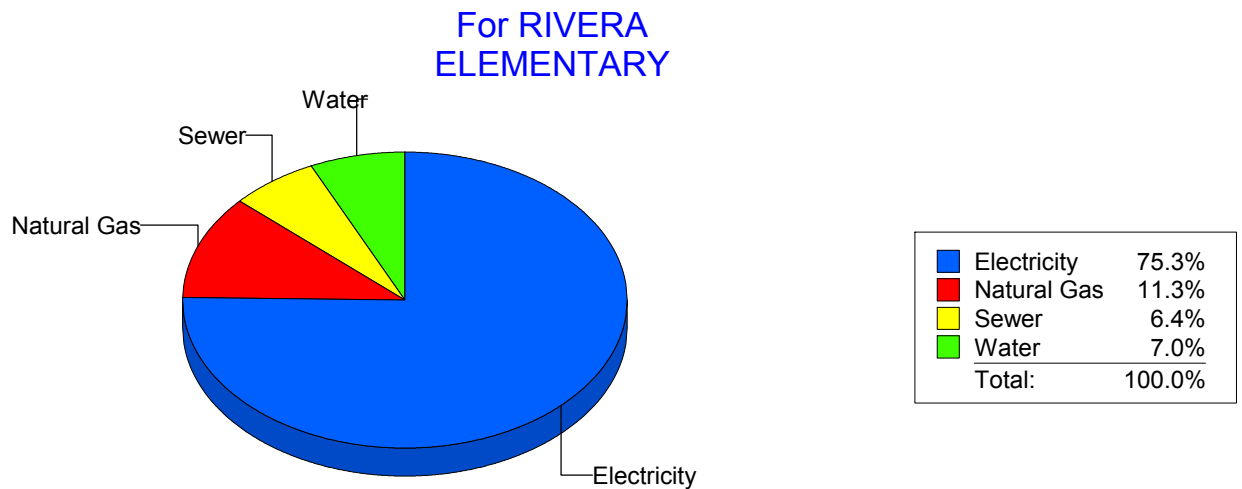
Energy CAP

Cost Avoidance Program

Cost Summary Graph

Grouped by Energy Type

Energy Type	Use	Units	Meter Cost	Special Charges	Total Cost	Avg Unit Cost	% of Total Cost
Site: RIVERA ELEMENTARY - RIVERA ELEMENTARY							
Electricity	51,000	KWH	\$4,983.95	\$0.00	\$4,983.95	0.0977	75.28%
Natural Gas	1,339	CCF	\$748.40	\$0.00	\$748.40	0.5589	11.30%
Water	117	CCF	\$463.70	\$0.00	\$463.70	3.9632	7.00%
Sewer	119	CCF	\$424.27	\$0.00	\$424.27	3.5653	6.41%
Total Cost:			\$6,620.32	\$0.00	\$6,620.32		



Filters: Cost Center Name Not Equal To DoNotReport; Billing Period Equal To 201603All Meter CodesAll Group Names

elpaso

Energy CAP

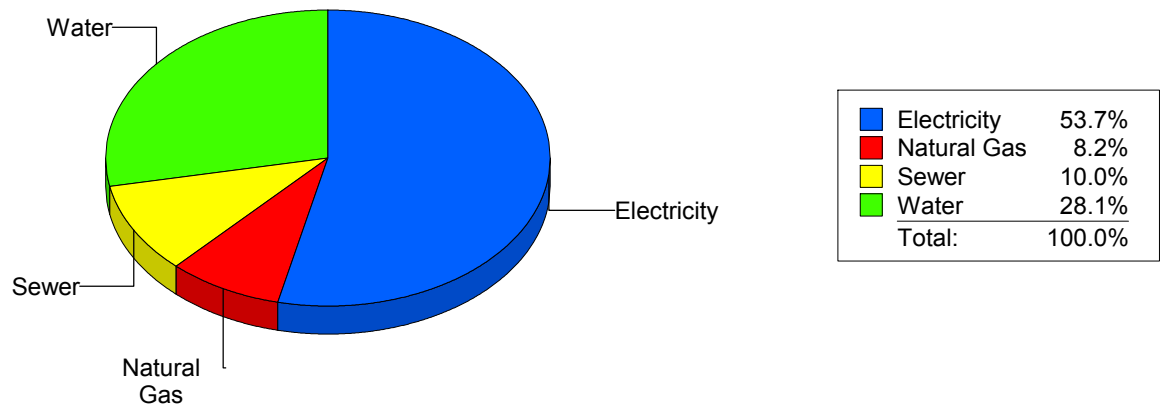
Cost Avoidance Program

Cost Summary Graph

Grouped by Energy Type

Energy Type	Use	Units	Meter Cost	Special Charges	Total Cost	Avg Unit Cost	% of Total Cost
Site: ROBERTS ELEMENTARY - ROBERTS ELEMENTARY							
Electricity	40,220	KWH	\$3,522.25	\$0.00	\$3,522.25	0.0876	53.74%
Natural Gas	886	CCF	\$534.47	\$0.00	\$534.47	0.6032	8.15%
Water	656	CCF	\$1,840.36	\$0.00	\$1,840.36	2.8054	28.08%
Sewer	298	CCF	\$656.92	\$0.00	\$656.92	2.2044	10.02%
Total Cost:			\$6,554.00	\$0.00	\$6,554.00		

For ROBERTS
ELEMENTARY



Filters: Cost Center Name Not Equal To DoNotReport; Billing Period Equal To 201603All Meter CodesAll Group Names

elpaso

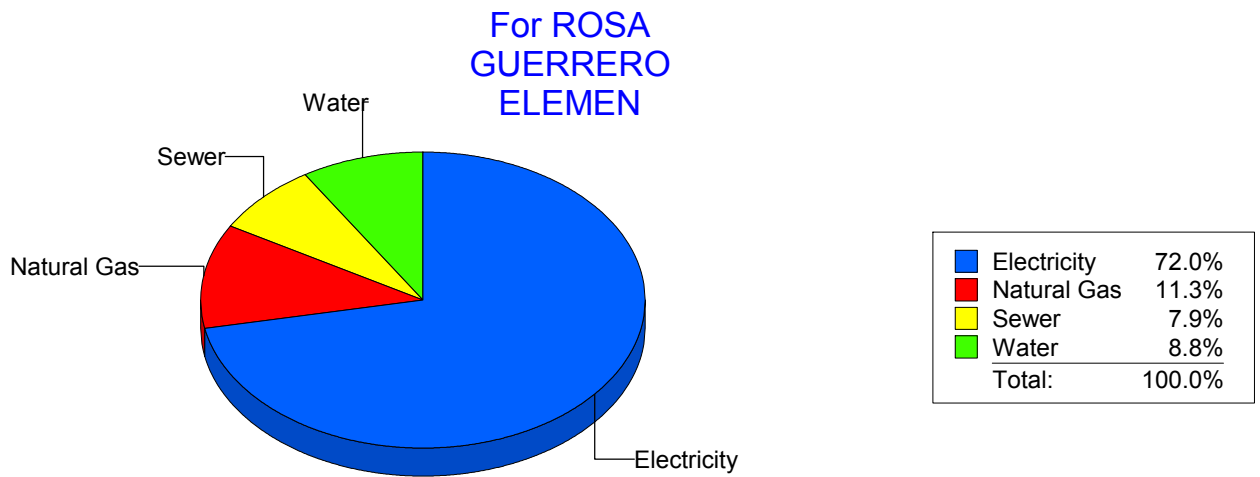
Energy CAP

Cost Avoidance Program

Cost Summary Graph

Grouped by Energy Type

Energy Type	Use	Units	Meter Cost	Special Charges	Total Cost	Avg Unit Cost	% of Total Cost
Site: ROSA GUERRERO ELEMEN - ROSA GUERRERO ELEMEN							
Electricity	37,940	KWH	\$4,210.25	\$0.00	\$4,210.25	0.1110	71.96%
Natural Gas	910	CCF	\$663.34	\$0.00	\$663.34	0.7289	11.34%
Water	145	CCF	\$513.22	\$0.00	\$513.22	3.5394	8.77%
Sewer	140	CCF	\$463.73	\$0.00	\$463.73	3.3124	7.93%
Total Cost:			\$5,850.54	\$0.00	\$5,850.54		



Filters: Cost Center Name Not Equal To DoNotReport; Billing Period Equal To 201603All Meter CodesAll Group Names

elpaso

Energy CAP

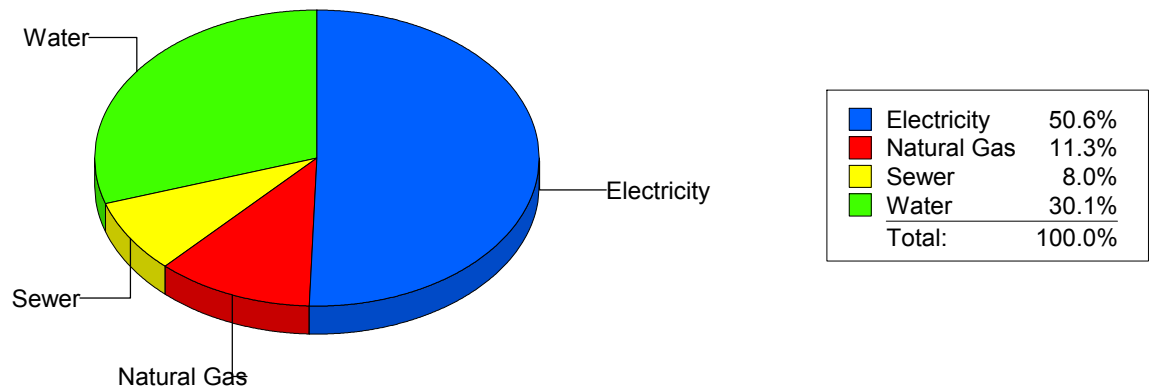
Cost Avoidance Program

Cost Summary Graph

Grouped by Energy Type

Energy Type	Use	Units	Meter Cost	Special Charges	Total Cost	Avg Unit Cost	% of Total Cost
Site: ROSS MIDDLE SCHOOL - ROSS MIDDLE SCHOOL							
Electricity	54,793	KWH	\$5,842.18	\$0.00	\$5,842.18	0.1066	50.59%
Natural Gas	2,509	CCF	\$1,300.98	\$0.00	\$1,300.98	0.5185	11.27%
Water	1,188	CCF	\$3,477.91	\$0.00	\$3,477.91	2.9275	30.12%
Sewer	678	CCF	\$927.52	\$0.00	\$927.52	1.3680	8.03%
Total Cost:			\$11,548.59	\$0.00	\$11,548.59		

For ROSS
MIDDLE
SCHOOL



Filters: Cost Center Name Not Equal To DoNotReport; Billing Period Equal To 201603All Meter CodesAll Group Names

elpaso

Energy CAP

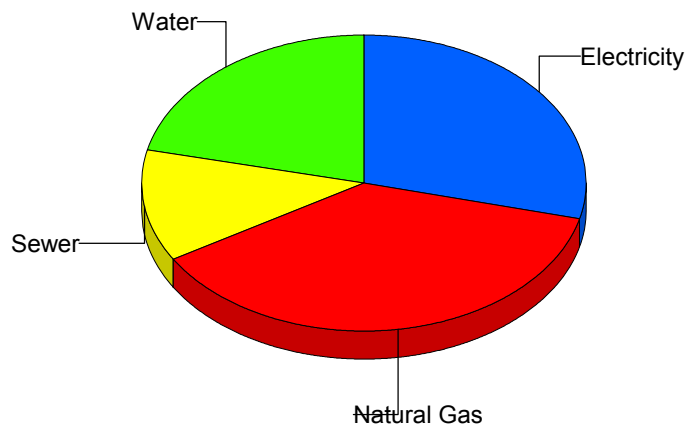
Cost Avoidance Program

Cost Summary Graph

Grouped by Energy Type

Energy Type	Use	Units	Meter Cost	Special Charges	Total Cost	Avg Unit Cost	% of Total Cost
Site: RUSK ELEMENTARY - RUSK ELEMENTARY							
Electricity	4,540	KWH	\$625.84	\$0.00	\$625.84	0.1379	28.83%
Natural Gas	987	CCF	\$813.56	\$0.00	\$813.56	0.8243	37.48%
Water	121	CCF	\$462.80	\$0.00	\$462.80	3.8248	21.32%
Sewer	142	CCF	\$268.57	\$0.00	\$268.57	1.8913	12.37%
Total Cost:			\$2,170.77	\$0.00	\$2,170.77		

For RUSK
ELEMENTARY



Electricity	28.8%
Natural Gas	37.5%
Sewer	12.4%
Water	21.3%
Total:	100.0%

Filters: Cost Center Name Not Equal To DoNotReport; Billing Period Equal To 201603All Meter CodesAll Group Names

elpaso

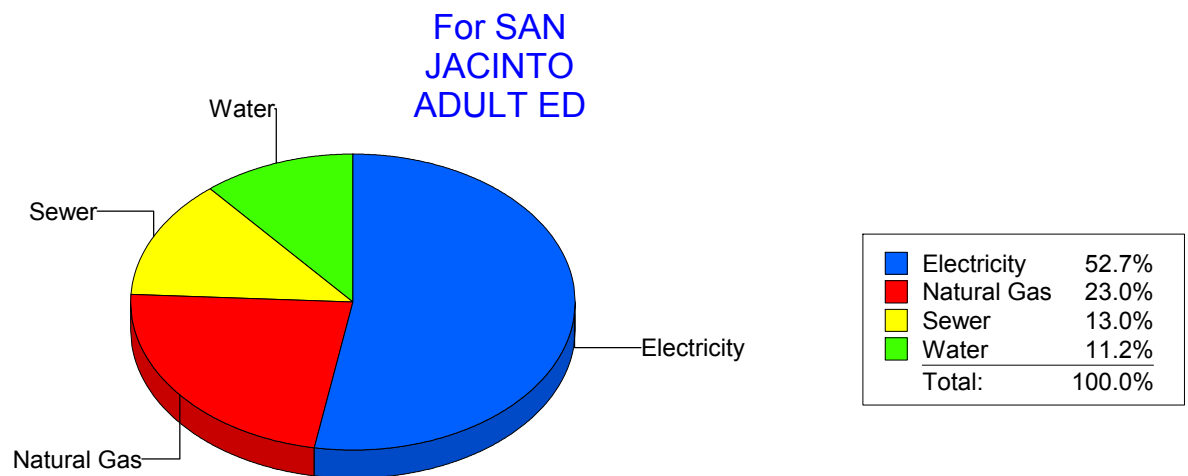
Energy CAP

Cost Avoidance Program

Cost Summary Graph

Grouped by Energy Type

Energy Type	Use	Units	Meter Cost	Special Charges	Total Cost	Avg Unit Cost	% of Total Cost
Site: SAN JACINTO ADULT ED - SAN JACINTO ADULT ED							
Electricity	5,200	KWH	\$600.32	\$0.00	\$600.32	0.1154	52.72%
Natural Gas	318	CCF	\$262.21	\$0.00	\$262.21	0.8246	23.03%
Water	25	CCF	\$127.71	\$0.00	\$127.71	5.1084	11.22%
Sewer	25	CCF	\$148.36	\$0.00	\$148.36	5.9344	13.03%
Total Cost:			\$1,138.60	\$0.00	\$1,138.60		



Filters: Cost Center Name Not Equal To DoNotReport; Billing Period Equal To 201603All Meter CodesAll Group Names

elpaso

Energy CAP

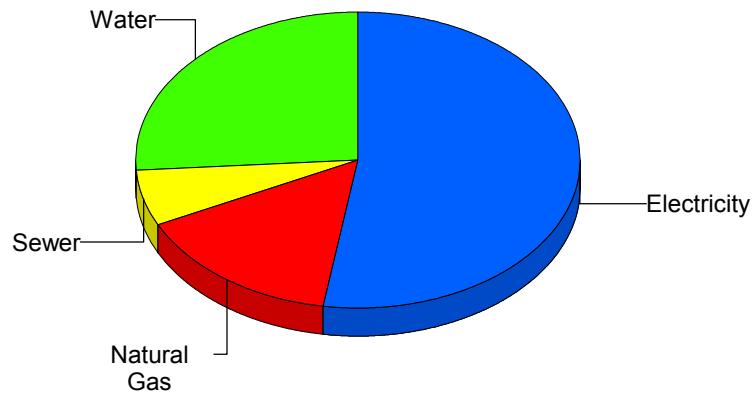
Cost Avoidance Program

Cost Summary Graph

Grouped by Energy Type

Energy Type	Use	Units	Meter Cost	Special Charges	Total Cost	Avg Unit Cost	% of Total Cost
Site: SCHUSTER ELEMENTARY - SCHUSTER ELEMENTARY							
Electricity	15,520	KWH	\$1,585.67	\$0.00	\$1,585.67	0.1022	52.41%
Natural Gas	732	CCF	\$461.74	\$0.00	\$461.74	0.6308	15.26%
Water	210	CCF	\$789.93	\$0.00	\$789.93	3.7616	26.11%
Sewer	134	CCF	\$187.96	\$0.00	\$187.96	1.4027	6.21%
Total Cost:			\$3,025.30	\$0.00	\$3,025.30		

For
SCHUSTER
ELEMENTARY



Electricity	52.4%
Natural Gas	15.3%
Sewer	6.2%
Water	26.1%
Total:	100.0%

Filters: Cost Center Name Not Equal To DoNotReport; Billing Period Equal To 201603All Meter CodesAll Group Names

elpaso

Energy CAP

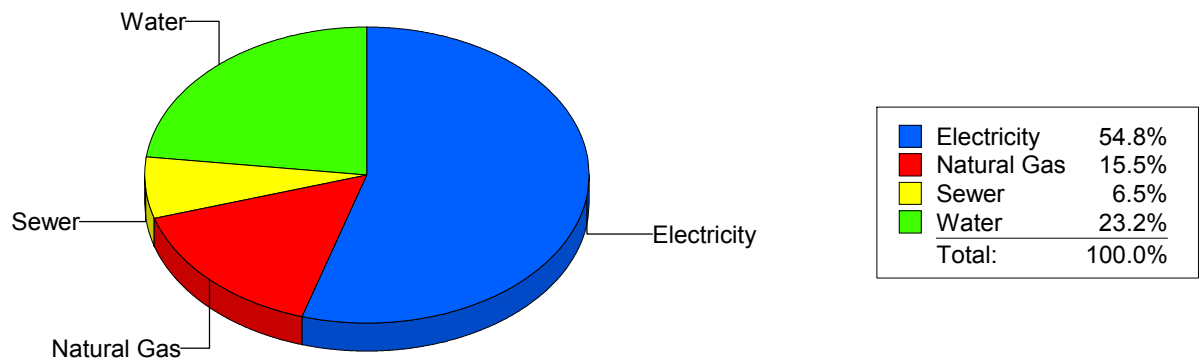
Cost Avoidance Program

Cost Summary Graph

Grouped by Energy Type

Energy Type	Use	Units	Meter Cost	Special Charges	Total Cost	Avg Unit Cost	% of Total Cost
Site: STANTON ELEMENTARY - STANTON ELEMENTARY							
Electricity	22,085	KWH	\$2,783.22	\$0.00	\$2,783.22	0.1260	54.82%
Natural Gas	1,189	CCF	\$785.73	\$0.00	\$785.73	0.6608	15.48%
Water	330	CCF	\$1,176.84	\$0.00	\$1,176.84	3.5662	23.18%
Sewer	200	CCF	\$331.31	\$0.00	\$331.31	1.6566	6.53%
Total Cost:			\$5,077.10	\$0.00	\$5,077.10		

For STANTON
ELEMENTARY



Filters: Cost Center Name Not Equal To DoNotReport; Billing Period Equal To 201603All Meter CodesAll Group Names

elpaso

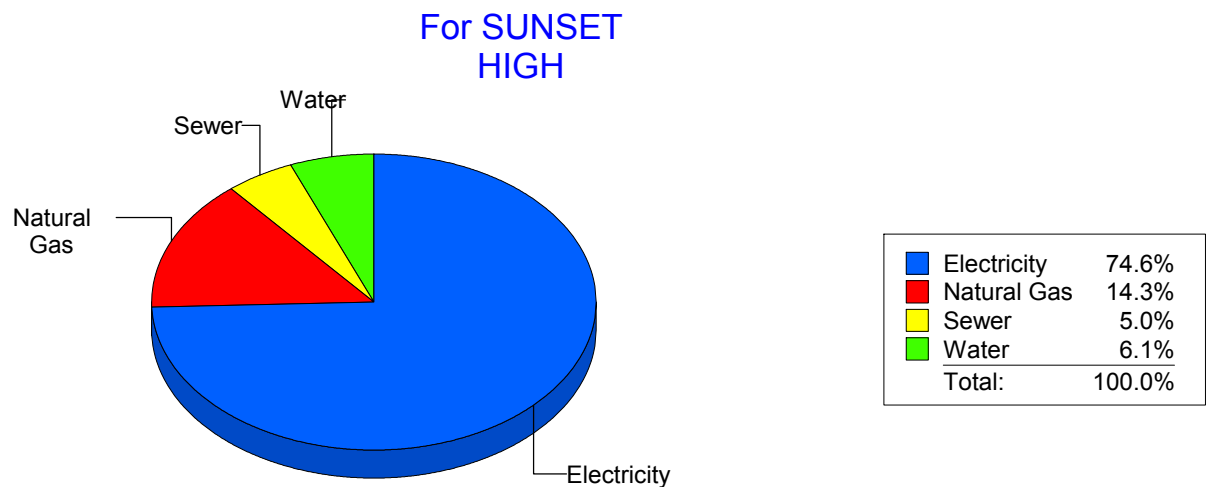
Energy CAP

Cost Avoidance Program

Cost Summary Graph

Grouped by Energy Type

Energy Type	Use	Units	Meter Cost	Special Charges	Total Cost	Avg Unit Cost	% of Total Cost
Site: SUNSET HIGH - SUNSET HIGH							
Electricity	18,600	KWH	\$1,807.35	\$0.00	\$1,807.35	0.0972	74.57%
Natural Gas	491	CCF	\$347.72	\$0.00	\$347.72	0.7082	14.35%
Water	36	CCF	\$148.17	\$0.00	\$148.17	4.1158	6.11%
Sewer	32	CCF	\$120.31	\$0.00	\$120.31	3.7597	4.96%
Total Cost:			\$2,423.55	\$0.00	\$2,423.55		



Filters: Cost Center Name Not Equal To DoNotReport; Billing Period Equal To 201603All Meter CodesAll Group Names

elpaso

Energy CAP

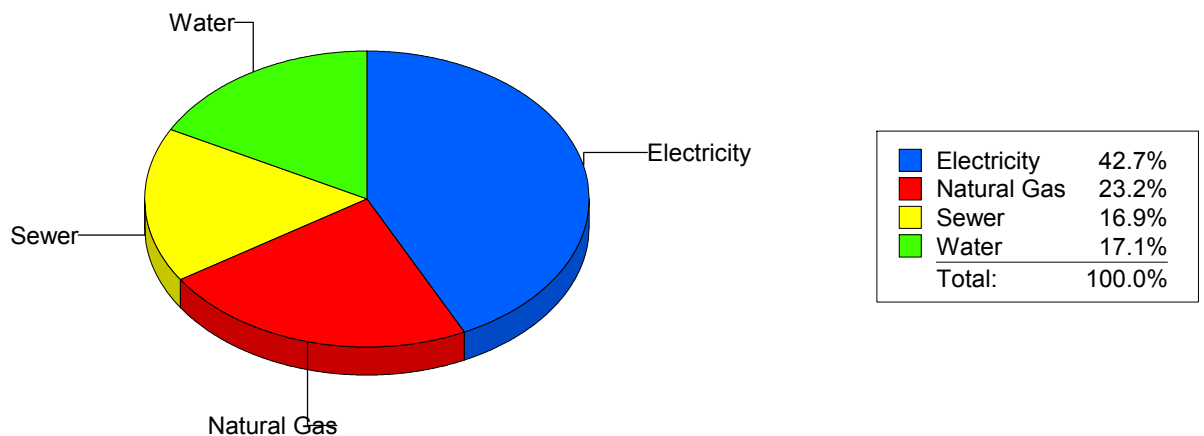
Cost Avoidance Program

Cost Summary Graph

Grouped by Energy Type

Energy Type	Use	Units	Meter Cost	Special Charges	Total Cost	Avg Unit Cost	% of Total Cost
Site: TENNISCENTER - TENNIS CENTER							
Electricity	354	KWH	\$216.22	\$0.00	\$216.22	0.6108	42.71%
Natural Gas	0	CCF	\$117.53	\$0.00	\$117.53	0.0000	23.22%
Water	3	CCF	\$86.79	\$0.00	\$86.79	28.9300	17.15%
Sewer	2	CCF	\$85.66	\$0.00	\$85.66	42.8300	16.92%
Total Cost:			\$506.20	\$0.00	\$506.20		

For TENNIS
CENTER



Filters: Cost Center Name Not Equal To DoNotReport; Billing Period Equal To 201603All Meter CodesAll Group Names

elpaso

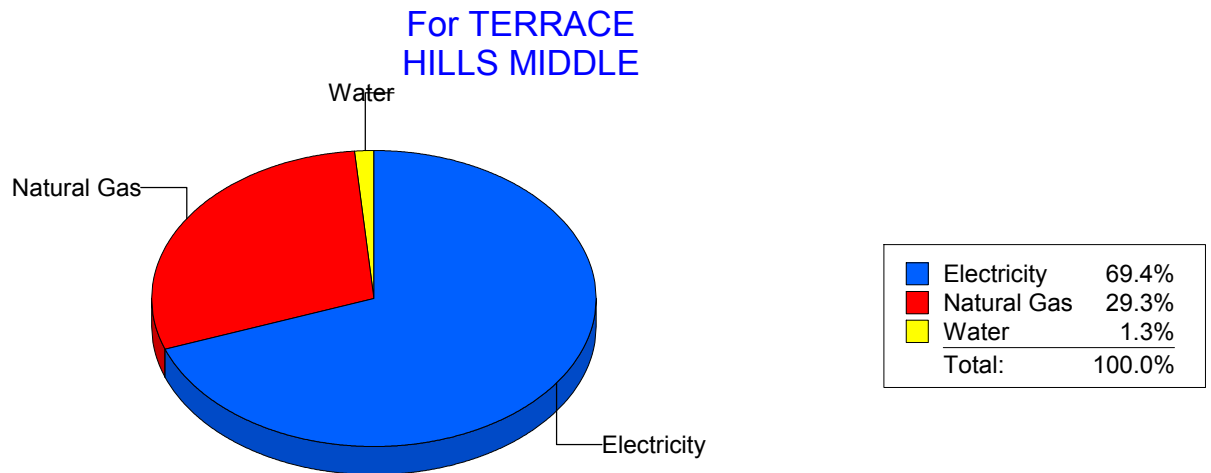
Energy CAP

Cost Avoidance Program

Cost Summary Graph

Grouped by Energy Type

Energy Type	Use	Units	Meter Cost	Special Charges	Total Cost	Avg Unit Cost	% of Total Cost
Site: TERRACE HILLS MIDDLE - TERRACE HILLS MIDDLE							
Electricity	27,750	KWH	\$2,574.45	\$0.00	\$2,574.45	0.0928	69.40%
Natural Gas	1,812	CCF	\$1,088.01	\$0.00	\$1,088.01	0.6004	29.33%
Water	0	CCF	\$47.14	\$0.00	\$47.14	0.0000	1.27%
Total Cost:			\$3,709.60	\$0.00	\$3,709.60		



Filters: Cost Center Name Not Equal To DoNotReport; Billing Period Equal To 201603All Meter CodesAll Group Names

elpaso

Energy CAP

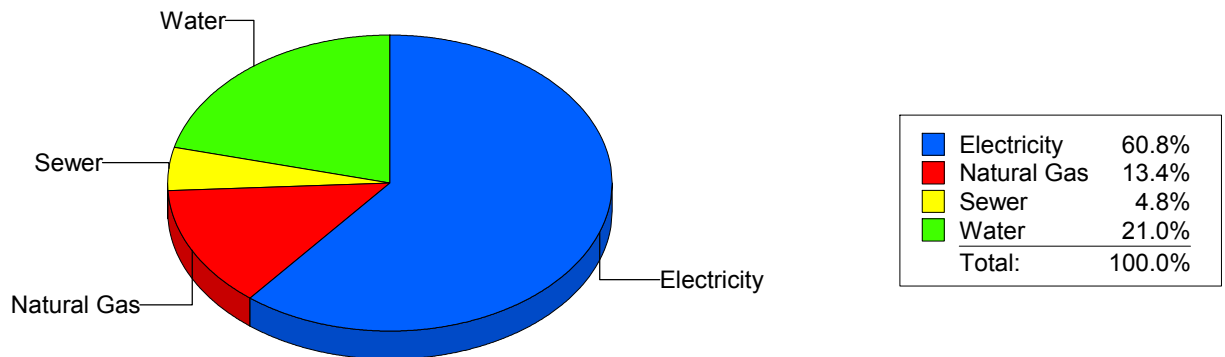
Cost Avoidance Program

Cost Summary Graph

Grouped by Energy Type

Energy Type	Use	Units	Meter Cost	Special Charges	Total Cost	Avg Unit Cost	% of Total Cost
Site: TIPPIN - TIPPIN ELEMENTARY							
Electricity	61,080	KWH	\$5,725.71	\$0.00	\$5,725.71	0.0937	60.79%
Natural Gas	2,424	CCF	\$1,260.76	\$0.00	\$1,260.76	0.5201	13.39%
Water	397	CCF	\$1,979.88	\$0.00	\$1,979.88	4.9871	21.02%
Sewer	89	CCF	\$452.32	\$0.00	\$452.32	5.0822	4.80%
Total Cost:			\$9,418.67	\$0.00	\$9,418.67		

For TIPPIN
ELEMENTARY



Filters: Cost Center Name Not Equal To DoNotReport; Billing Period Equal To 201603All Meter CodesAll Group Names

elpaso

Energy CAP

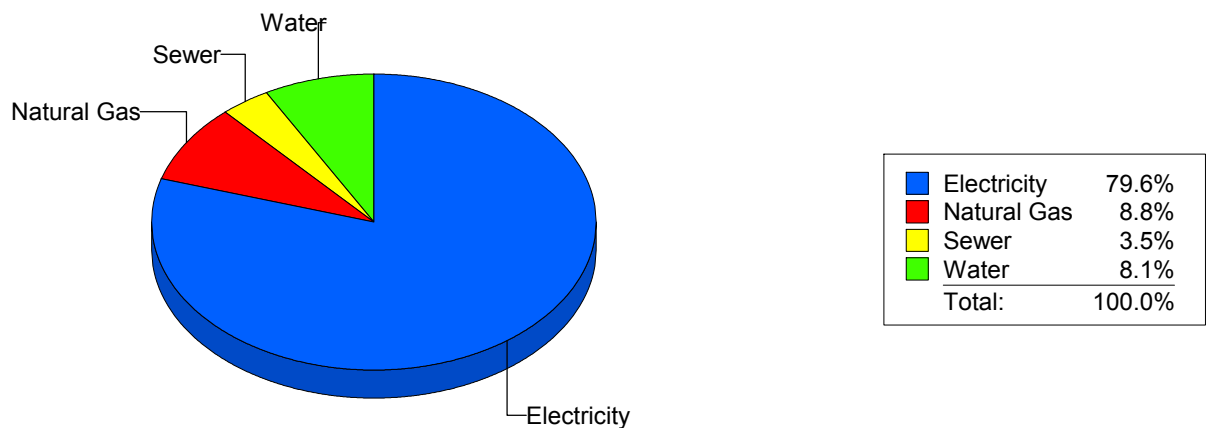
Cost Avoidance Program

Cost Summary Graph

Grouped by Energy Type

Energy Type	Use	Units	Meter Cost	Special Charges	Total Cost	Avg Unit Cost	% of Total Cost
Site: TOMLEA - TOM LEA							
Electricity	70,800	KWH	\$8,222.80	\$0.00	\$8,222.80	0.1161	79.61%
Natural Gas	1,675	CCF	\$907.11	\$0.00	\$907.11	0.5416	8.78%
Water	198	CCF	\$834.65	\$0.00	\$834.65	4.2154	8.08%
Sewer	105	CCF	\$364.87	\$0.00	\$364.87	3.4750	3.53%
Total Cost:			\$10,329.43	\$0.00	\$10,329.43		

For TOM LEA



Filters: Cost Center Name Not Equal To DoNotReport; Billing Period Equal To 201603All Meter CodesAll Group Names

elpaso

Energy CAP

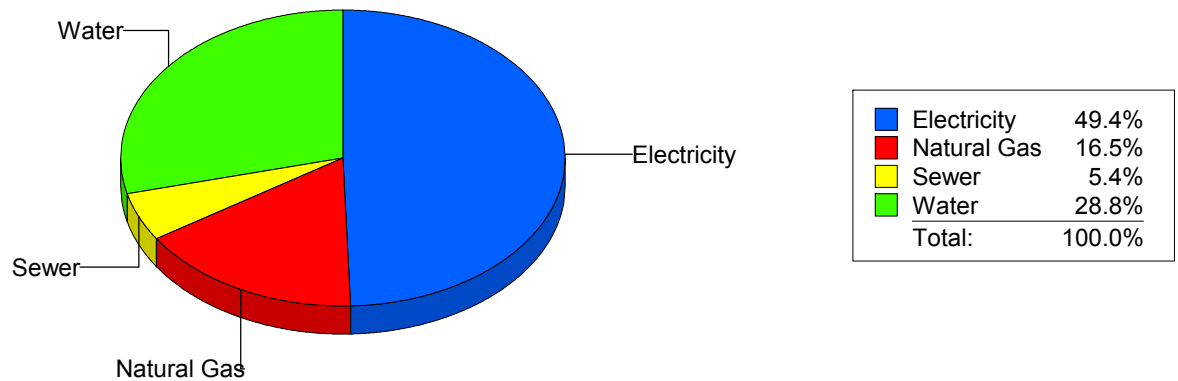
Cost Avoidance Program

Cost Summary Graph

Grouped by Energy Type

Energy Type	Use	Units	Meter Cost	Special Charges	Total Cost	Avg Unit Cost	% of Total Cost
Site: TRAVIS ELEMENTARY SC - TRAVIS ELEMENTARY SC							
Electricity	24,059	KWH	\$2,300.77	\$0.00	\$2,300.77	0.0956	49.39%
Natural Gas	1,131	CCF	\$767.71	\$0.00	\$767.71	0.6788	16.48%
Water	245	CCF	\$1,339.60	\$0.00	\$1,339.60	5.4678	28.76%
Sewer	61	CCF	\$250.46	\$0.00	\$250.46	4.1059	5.38%
Total Cost:			\$4,658.54	\$0.00	\$4,658.54		

For TRAVIS
ELEMENTARY
SC



Filters: Cost Center Name Not Equal To DoNotReport; Billing Period Equal To 201603All Meter CodesAll Group Names

elpaso

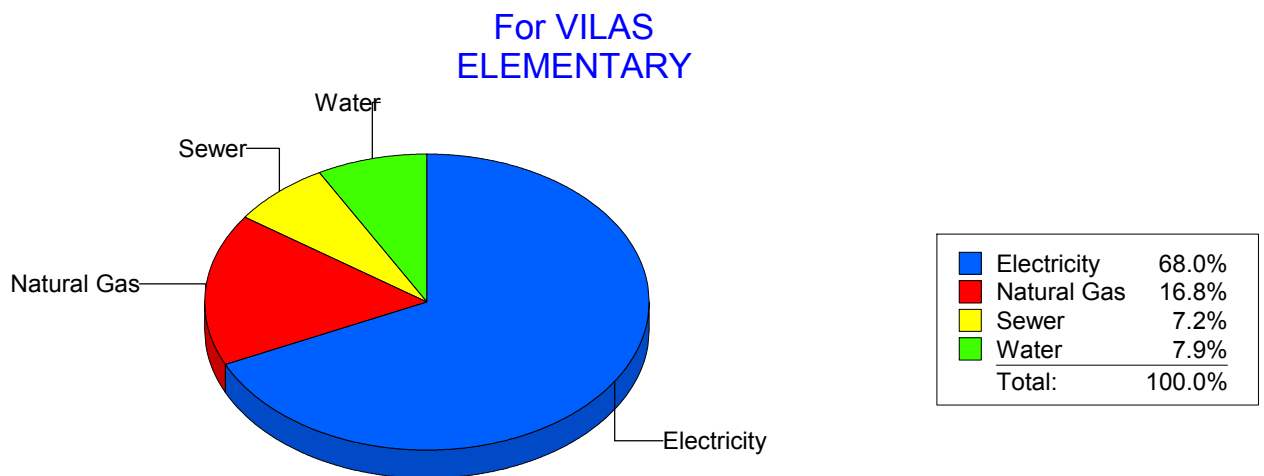
Energy CAP

Cost Avoidance Program

Cost Summary Graph

Grouped by Energy Type

Energy Type	Use	Units	Meter Cost	Special Charges	Total Cost	Avg Unit Cost	% of Total Cost
Site: VILAS ELEMENTARY - VILAS ELEMENTARY							
Electricity	32,273	KWH	\$4,463.32	\$0.00	\$4,463.32	0.1383	68.03%
Natural Gas	1,612	CCF	\$1,101.43	\$0.00	\$1,101.43	0.6833	16.79%
Water	103	CCF	\$521.54	\$0.00	\$521.54	5.0635	7.95%
Sewer	59	CCF	\$474.64	\$0.00	\$474.64	8.0447	7.23%
Total Cost:			\$6,560.93	\$0.00	\$6,560.93		



Filters: Cost Center Name Not Equal To DoNotReport; Billing Period Equal To 201603All Meter CodesAll Group Names

elpaso

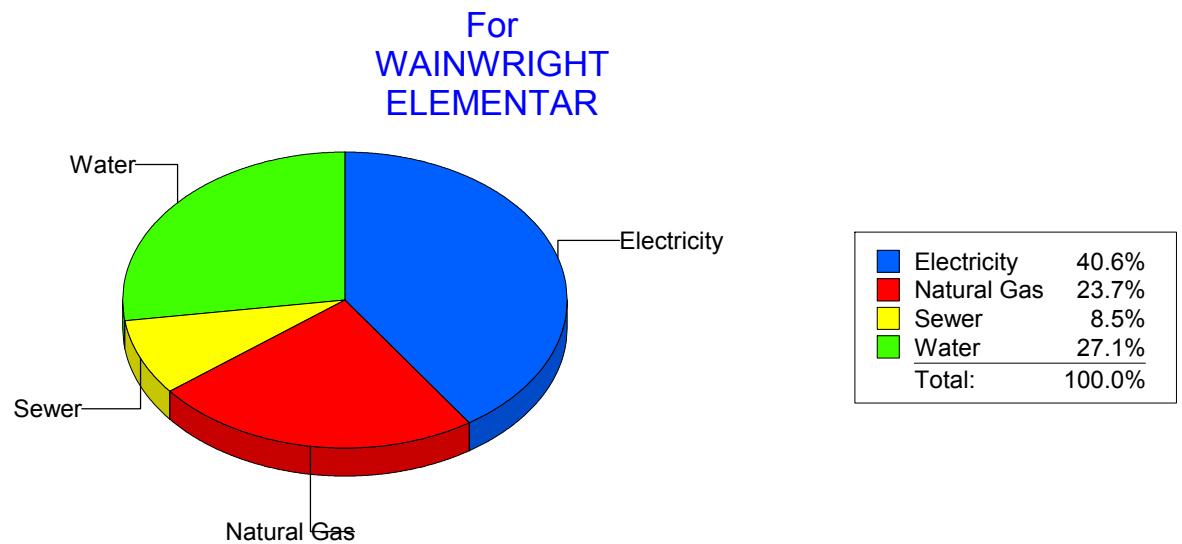
Energy CAP

Cost Avoidance Program

Cost Summary Graph

Grouped by Energy Type

Energy Type	Use	Units	Meter Cost	Special Charges	Total Cost	Avg Unit Cost	% of Total Cost
Site: WAINWRIGHT ELEMENTAR - WAINWRIGHT ELEMENTAR							
Electricity	12,086	KWH	\$1,156.14	\$0.00	\$1,156.14	0.0957	40.64%
Natural Gas	948	CCF	\$674.11	\$0.00	\$674.11	0.7111	23.70%
Water	159	CCF	\$772.08	\$0.00	\$772.08	4.8558	27.14%
Sewer	26	CCF	\$242.27	\$0.00	\$242.27	9.3181	8.52%
Total Cost:			\$2,844.60	\$0.00	\$2,844.60		



Filters: Cost Center Name Not Equal To DoNotReport; Billing Period Equal To 201603All Meter CodesAll Group Names

elpaso

Energy CAP

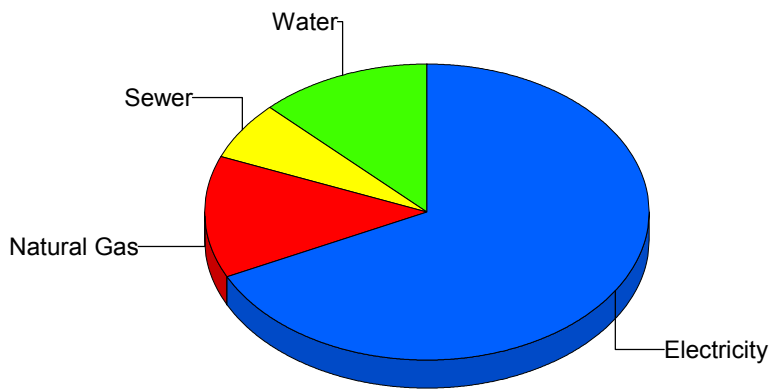
Cost Avoidance Program

Cost Summary Graph

Grouped by Energy Type

Energy Type	Use	Units	Meter Cost	Special Charges	Total Cost	Avg Unit Cost	% of Total Cost
Site: WESTERN HILLS ELEMEN - WESTERN HILLS ELEMEN							
Electricity	39,600	KWH	\$4,110.69	\$0.00	\$4,110.69	0.1038	67.84%
Natural Gas	1,466	CCF	\$808.38	\$0.00	\$808.38	0.5514	13.34%
Water	236	CCF	\$753.24	\$0.00	\$753.24	3.1917	12.43%
Sewer	64	CCF	\$387.00	\$0.00	\$387.00	6.0469	6.39%
Total Cost:			\$6,059.31	\$0.00	\$6,059.31		

For WESTERN
HILLS ELEMEN



Electricity	67.8%
Natural Gas	13.3%
Sewer	6.4%
Water	12.4%
Total:	100.0%

Filters: Cost Center Name Not Equal To DoNotReport; Billing Period Equal To 201603All Meter CodesAll Group Names

elpaso

Energy CAP

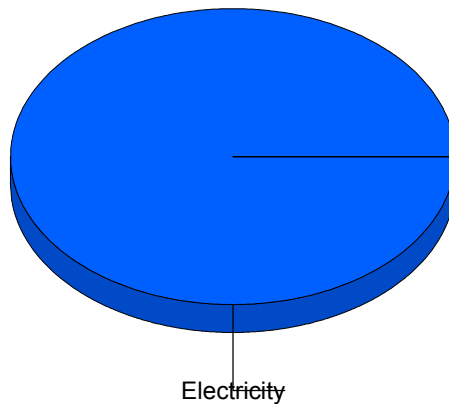
Cost Avoidance Program

Cost Summary Graph

Grouped by Energy Type

Energy Type	Use	Units	Meter Cost	Special Charges	Total Cost	Avg Unit Cost	% of Total Cost
Site: WESTSIDE TRANSPORTAT - WESTSIDE TRANSPORTAT							
Electricity	2,924	KWH	\$331.02	\$0.00	\$331.02	0.1132	100.00%
Total Cost:			\$331.02	\$0.00	\$331.02		

For WESTSIDE
TRANSPORTAT



■ Electricity	100.0%
Total:	100.0%

Filters: Cost Center Name Not Equal To DoNotReport; Billing Period Equal To 201603All Meter CodesAll Group Names

elpaso

Energy CAP

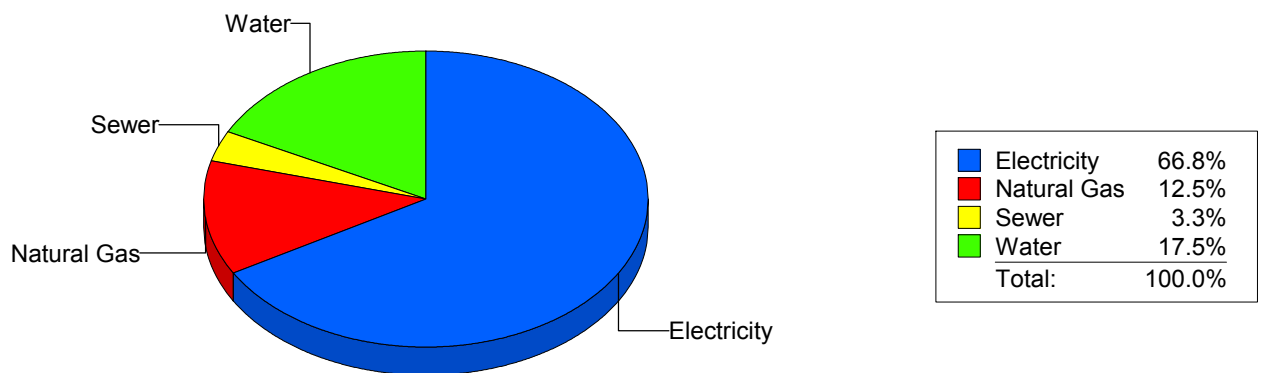
Cost Avoidance Program

Cost Summary Graph

Grouped by Energy Type

Energy Type	Use	Units	Meter Cost	Special Charges	Total Cost	Avg Unit Cost	% of Total Cost
Site: WHITAKER ELEMENTARY - WHITAKER ELEMENTARY							
Electricity	62,760	KWH	\$6,546.72	\$0.00	\$6,546.72	0.1043	66.77%
Natural Gas	2,340	CCF	\$1,221.17	\$0.00	\$1,221.17	0.5219	12.45%
Water	596	CCF	\$1,713.48	\$0.00	\$1,713.48	2.8750	17.48%
Sewer	86	CCF	\$323.62	\$0.00	\$323.62	3.7630	3.30%
Total Cost:			\$9,804.99	\$0.00	\$9,804.99		

For WHITAKER
ELEMENTARY



Filters: Cost Center Name Not Equal To DoNotReport; Billing Period Equal To 201603All Meter CodesAll Group Names

elpaso

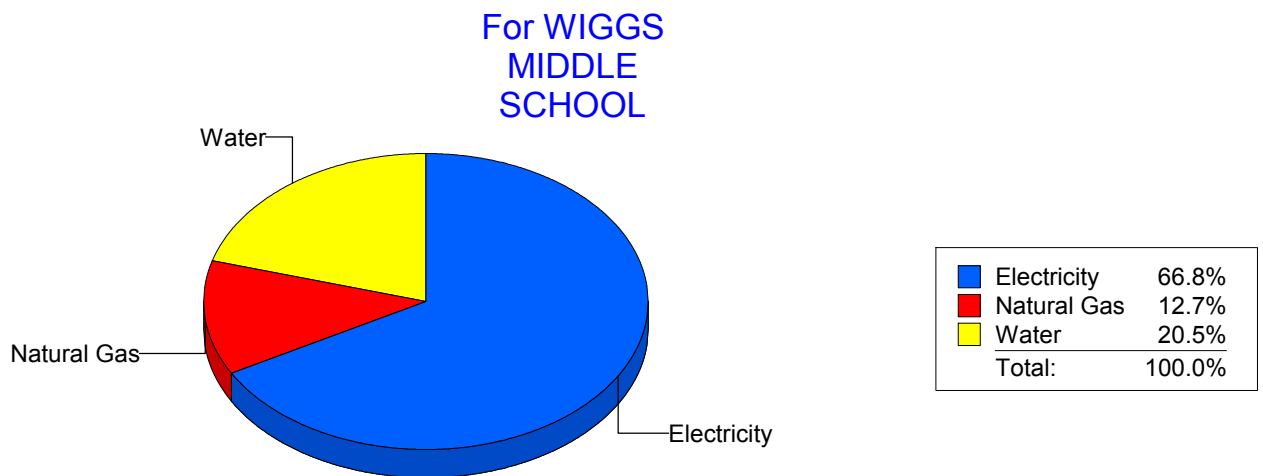
Energy CAP

Cost Avoidance Program

Cost Summary Graph

Grouped by Energy Type

Energy Type	Use	Units	Meter Cost	Special Charges	Total Cost	Avg Unit Cost	% of Total Cost
Site: WIGGS MIDDLE SCHOOL - WIGGS MIDDLE SCHOOL							
Electricity	48,880	KWH	\$4,910.51	\$0.00	\$4,910.51	0.1005	66.81%
Natural Gas	1,727	CCF	\$931.65	\$0.00	\$931.65	0.5395	12.68%
Water	262	CCF	\$1,507.69	\$0.00	\$1,507.69	5.7545	20.51%
Total Cost:			\$7,349.85	\$0.00	\$7,349.85		



Filters: Cost Center Name Not Equal To DoNotReport; Billing Period Equal To 201603All Meter CodesAll Group Names

el Paso

Energy CAP

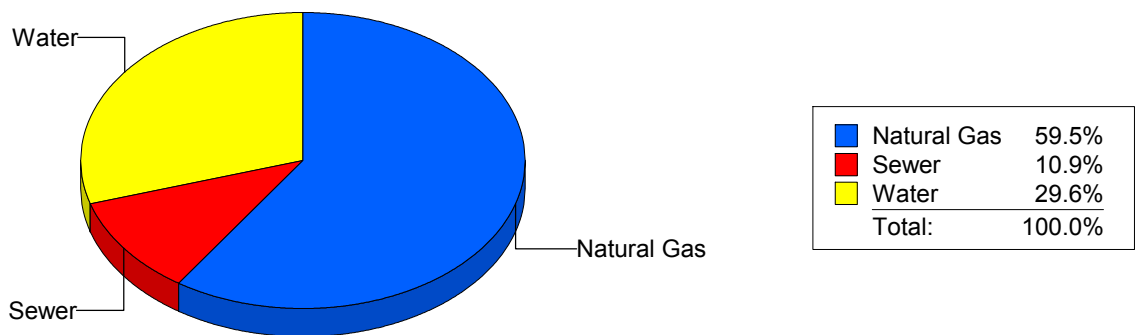
Cost Avoidance Program

Cost Summary Graph

Grouped by Energy Type

Energy Type	Use	Units	Meter Cost	Special Charges	Total Cost	Avg Unit Cost	% of Total Cost
Site: ZACH WHITE ELEMENTAR - ZACH WHITE ELEMENTAR							
Natural Gas	2,897	CCF	\$1,591.55	\$0.00	\$1,591.55	0.5494	59.48%
Water	149	CCF	\$792.61	\$0.00	\$792.61	5.3195	29.62%
Sewer	75	CCF	\$291.77	\$0.00	\$291.77	3.8903	10.90%
Total Cost:			\$2,675.93	\$0.00	\$2,675.93		

For ZACH
WHITE
ELEMENTAR



Filters: Cost Center Name Not Equal To DoNotReport; Billing Period Equal To 201603All Meter CodesAll Group Names

elpaso

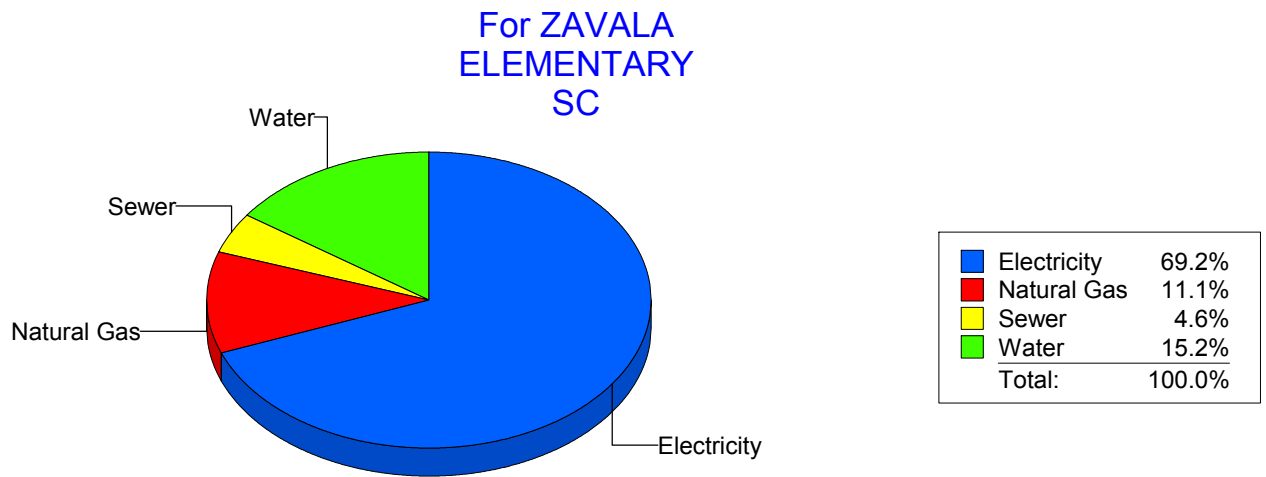
Energy CAP

Cost Avoidance Program

Cost Summary Graph

Grouped by Energy Type

Energy Type	Use	Units	Meter Cost	Special Charges	Total Cost	Avg Unit Cost	% of Total Cost
Site: ZAVALA ELEMENTARY SC - ZAVALA ELEMENTARY SC							
Electricity	26,750	KWH	\$2,247.10	\$0.00	\$2,247.10	0.0840	69.21%
Natural Gas	515	CCF	\$359.25	\$0.00	\$359.25	0.6976	11.07%
Water	78	CCF	\$491.89	\$0.00	\$491.89	6.3063	15.15%
Sewer	41	CCF	\$148.36	\$0.00	\$148.36	3.6185	4.57%
Total Cost:			\$3,246.60	\$0.00	\$3,246.60		



Filters: Cost Center Name Not Equal To DoNotReport; Billing Period Equal To 201603All Meter CodesAll Group Names

elpaso

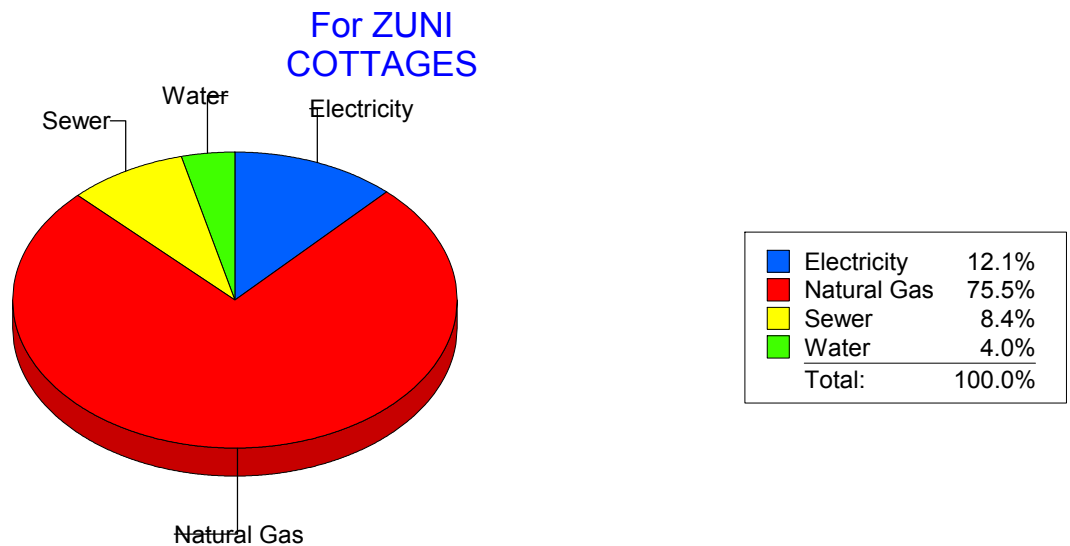
Energy CAP

Cost Avoidance Program

Cost Summary Graph

Grouped by Energy Type

Energy Type	Use	Units	Meter Cost	Special Charges	Total Cost	Avg Unit Cost	% of Total Cost
Site: ZUNI COTTAGES - ZUNI COTTAGES							
Electricity	34 KWH		\$37.60	\$0.00	\$37.60	1.1059	12.07%
Natural Gas	1 CCF		\$235.43	\$0.00	\$235.43	235.4300	75.55%
Water	0 CCF		\$12.40	\$0.00	\$12.40	0.0000	3.98%
Sewer	0 CCF		\$26.20	\$0.00	\$26.20	0.0000	8.41%
Total Cost:			\$311.63	\$0.00	\$311.63		



Filters: Cost Center Name Not Equal To DoNotReport; Billing Period Equal To 201603All Meter CodesAll Group Names

el Paso

Energy CAP

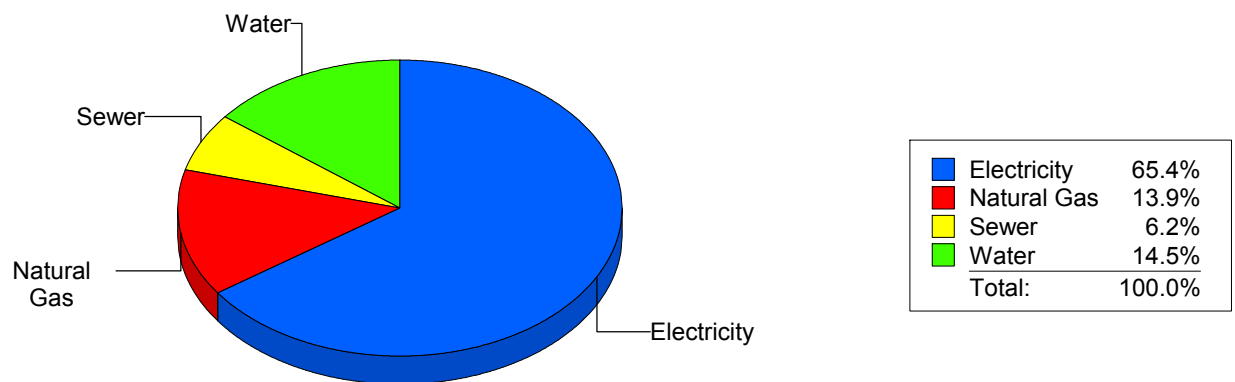
Cost Avoidance Program

Cost Summary Graph

Grouped by Energy Type

Energy Type	Use	Units	Meter Cost	Special Charges	Total Cost	Avg Unit Cost	% of Total Cost
All Sites							
Electricity	5,480,053	KWH	\$525,817.32	\$0.00	\$525,817.32	0.0960	65.37%
Natural Gas	191,817	CCF	\$111,511.36	\$0.00	\$111,511.36	0.5813	13.86%
Water	34,743	CCF	\$117,008.63	\$0.00	\$117,008.63	3.3678	14.55%
Sewer	16,134	CCF	\$50,072.73	\$0.00	\$50,072.73	3.1036	6.22%
Total Cost:			\$804,410.04	\$0.00	\$804,410.04		

For All Sites



Filters: Cost Center Name Not Equal To DoNotReport; Billing Period Equal To 201603All Meter CodesAll Group Names