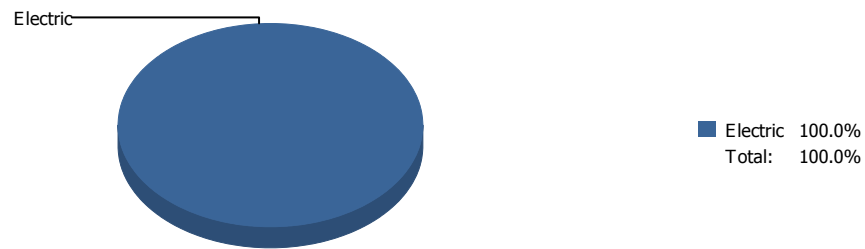
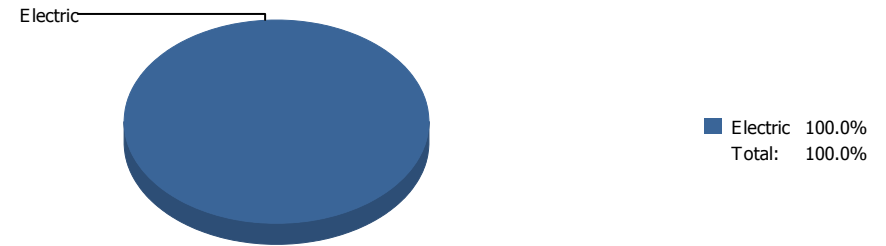


Energy

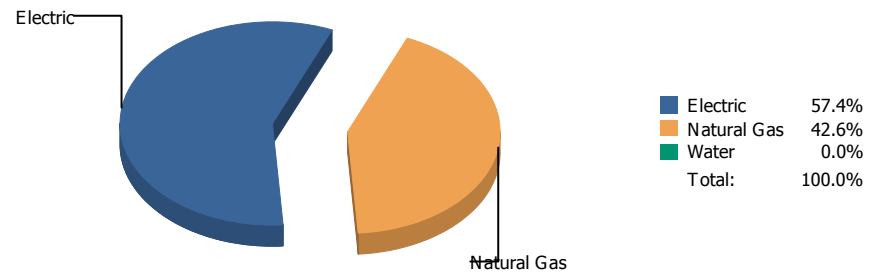


Cost

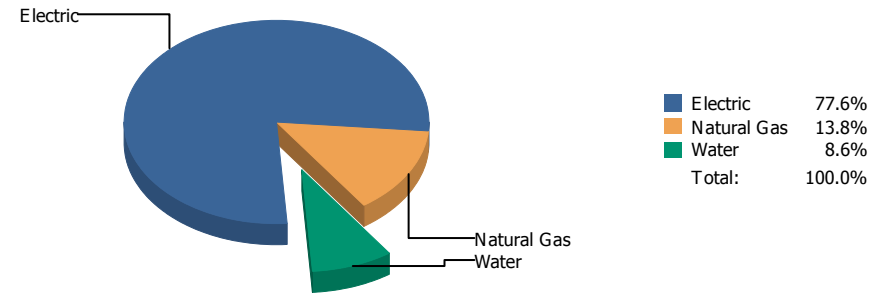


Commodity	Common Use	Energy Use	Energy Use / Area	Total Cost	Cost / Unit	Cost / Area
Place: [ALAMO] ALAMO 101 [BUILDING] Area: 58,978 SqFt Billing Period: Apr 2017						
ELECTRIC	5,250.00 kWh	18 MMBtu	0.000 MMBtu/SqFt	\$840.52	\$0.160 /kWh	\$0.014 /SqFt
Totals:		18 MMBtu	0.000 MMBtu/SqFt	\$840.52		

Energy

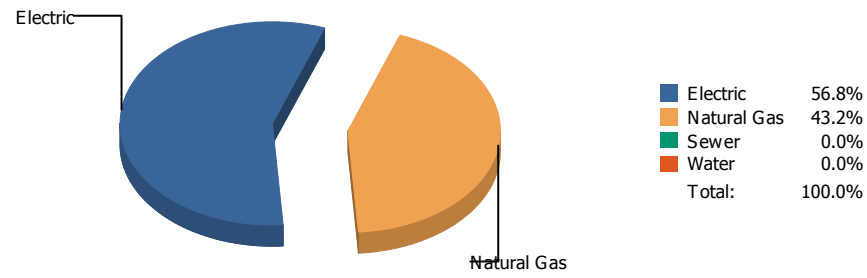


Cost

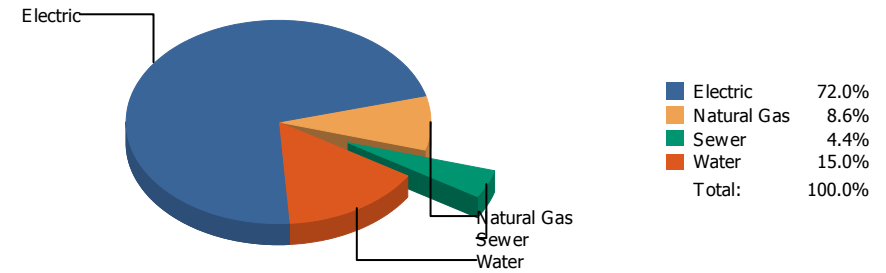


Commodity	Common Use	Energy Use	Energy Use / Area	Total Cost	Cost / Unit	Cost / Area
Place: [ALTA] ALTA VISTA 102 [BUILDING]						
Area: 68,463 SqFt						
Billing Period: Apr 2017						
ELECTRIC	29,250.00 kWh	100 MMBtu	0.001 MMBtu/SqFt	\$3,631.24	\$0.124 /kWh	\$0.053 /SqFt
NATURALGAS	719.00 CCF	74 MMBtu	0.001 MMBtu/SqFt	\$644.81	\$0.897 /CCF	\$0.009 /SqFt
WATER	139.00 CCF			\$401.18	\$2.886 /CCF	\$0.006 /SqFt
Totals:		174 MMBtu	0.003 MMBtu/SqFt	\$4,677.23		

Energy

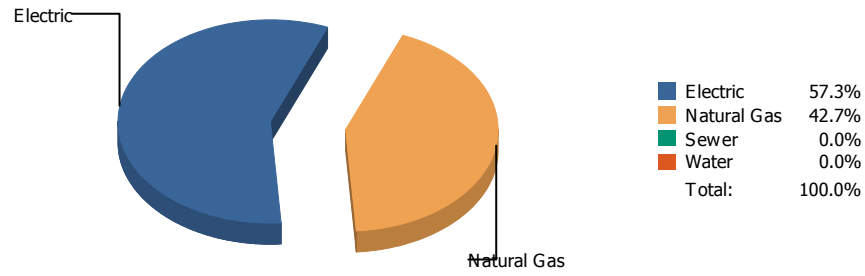


Cost

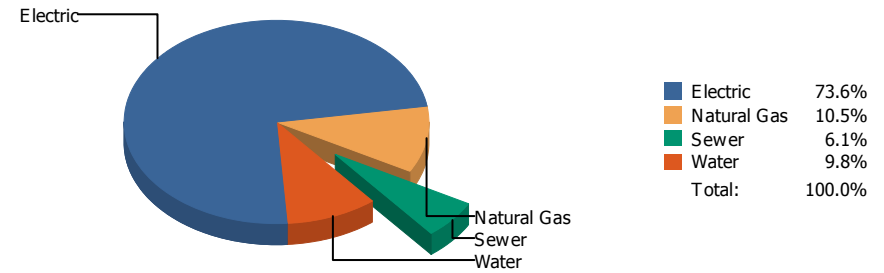


Commodity	Common Use	Energy Use	Energy Use / Area	Total Cost	Cost / Unit	Cost / Area
Place: [ADDRESS] ADDRESS 001 [BUILDING]						
Area: 266,968 SqFt						
Billing Period: Apr 2017						
ELECTRIC	160,969.00 kWh	549 MMBtu	0.002 MMBtu/SqFt	\$21,496.36	\$0.134 /kWh	\$0.080 /SqFt
NATURALGAS	4,061.00 CCF	418 MMBtu	0.002 MMBtu/SqFt	\$2,583.94	\$0.636 /CCF	\$0.010 /SqFt
SEWER	634.00 CCF			\$1,313.09	\$2.071 /CCF	\$0.005 /SqFt
WATER	1,517.00 CCF			\$4,481.86	\$2.954 /CCF	\$0.017 /SqFt
Totals:		968 MMBtu	0.004 MMBtu/SqFt	\$29,875.25		

Energy

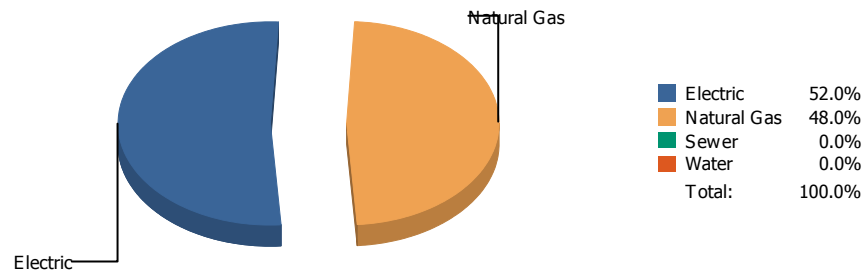


Cost

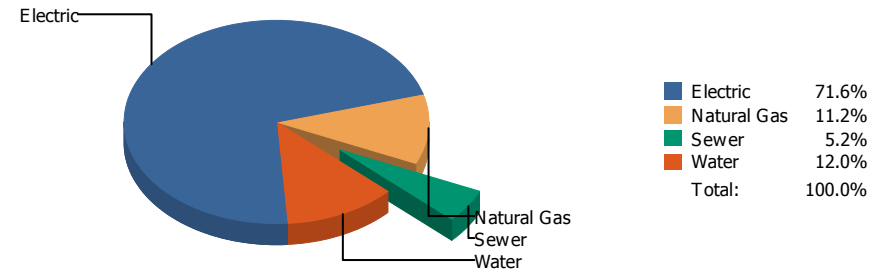


Commodity	Common Use	Energy Use	Energy Use / Area	Total Cost	Cost / Unit	Cost / Area
Place: [AOY] AOY 103 [BUILDING]						
Area: 105,486 SqFt						
Billing Period: Apr 2017						
ELECTRIC	67,776.00 kWh	231 MMBtu	0.002 MMBtu/SqFt	\$8,542.71	\$0.126 /kWh	\$0.081 /SqFt
NATURALGAS	1,674.00 CCF	172 MMBtu	0.002 MMBtu/SqFt	\$1,214.77	\$0.726 /CCF	\$0.011 /SqFt
SEWER	197.00 CCF			\$711.37	\$3.611 /CCF	\$0.007 /SqFt
WATER	192.00 CCF			\$1,139.49	\$5.935 /CCF	\$0.011 /SqFt
Totals:		404 MMBtu	0.004 MMBtu/SqFt	\$11,608.34		

Energy

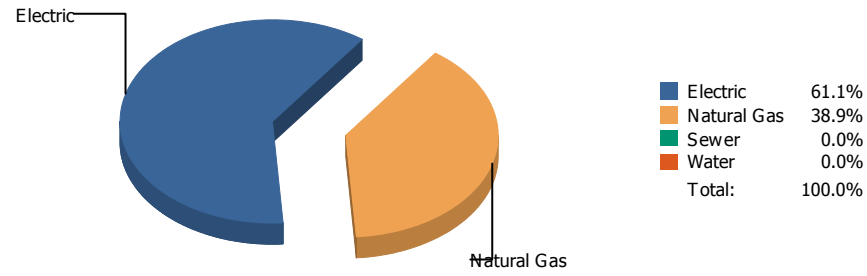


Cost

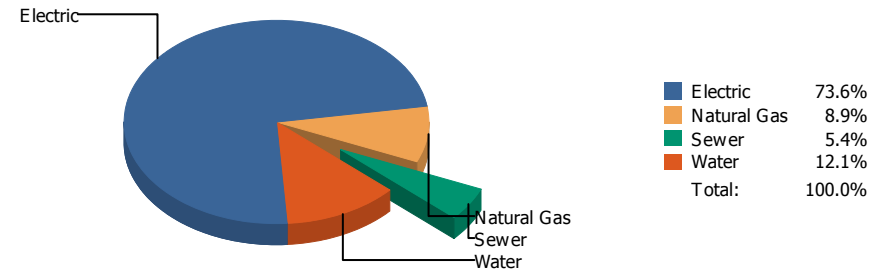


Commodity	Common Use	Energy Use	Energy Use / Area	Total Cost	Cost / Unit	Cost / Area
Place: [ARMENDARIZ_1] ARMENDARIZ MIDDLE SCHOOL [BUILDING]						
Area: 133,779 SqFt						
Billing Period: Apr 2017						
ELECTRIC	79,000.00 kWh	270 MMBtu	0.002 MMBtu/SqFt	\$9,726.90	\$0.123 /kWh	\$0.073 /SqFt
NATURALGAS	2,413.00 CCF	249 MMBtu	0.002 MMBtu/SqFt	\$1,519.03	\$0.630 /CCF	\$0.011 /SqFt
SEWER	236.00 CCF			\$711.76	\$3.016 /CCF	\$0.005 /SqFt
WATER	562.00 CCF			\$1,632.26	\$2.904 /CCF	\$0.012 /SqFt
Totals:		518 MMBtu	0.004 MMBtu/SqFt	\$13,589.95		

Energy

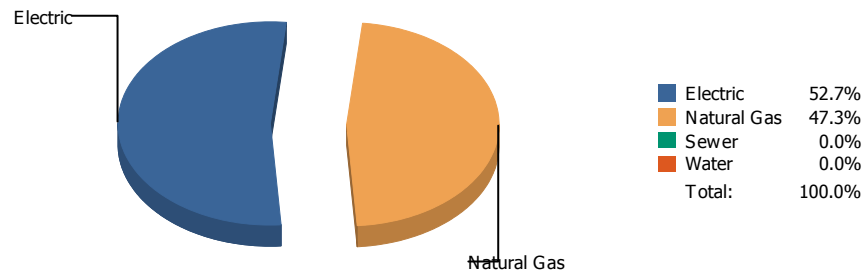


Cost

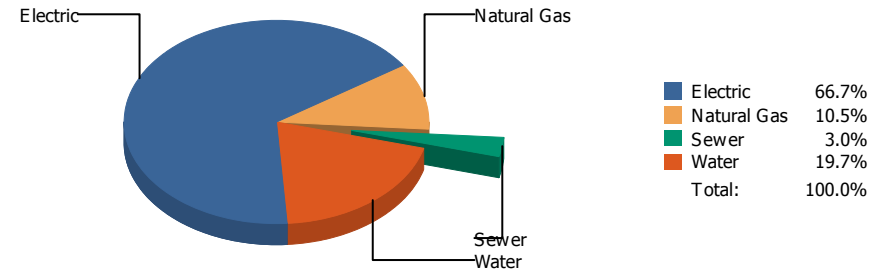


Commodity	Common Use	Energy Use	Energy Use / Area	Total Cost	Cost / Unit	Cost / Area
Place: [AUSTIN] AUSTIN 002 [BUILDING]						
Area: 269,216 SqFt						
Billing Period: Apr 2017						
ELECTRIC	159,182.00 kWh	543 MMBtu	0.002 MMBtu/SqFt	\$19,176.22	\$0.120 /kWh	\$0.071 /SqFt
NATURALGAS	3,364.00 CCF	346 MMBtu	0.001 MMBtu/SqFt	\$2,307.77	\$0.686 /CCF	\$0.008 /SqFt
SEWER	414.00 CCF			\$1,407.22	\$3.399 /CCF	\$0.005 /SqFt
WATER	794.00 CCF			\$3,151.08	\$3.969 /CCF	\$0.011 /SqFt
Totals:		890 MMBtu	0.003 MMBtu/SqFt	\$26,042.29		

Energy

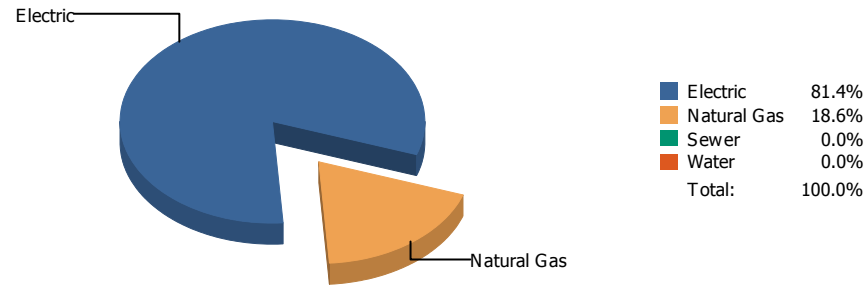


Cost

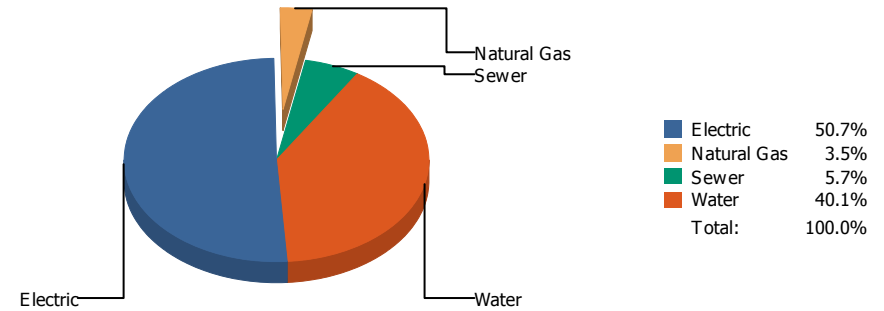


Commodity	Common Use	Energy Use	Energy Use / Area	Total Cost	Cost / Unit	Cost / Area
Place: [BARRON ELEMENTARY] Barron Elementary 165 [BUILDING]						
Area: 87,818 SqFt						
Billing Period: Apr 2017						
ELECTRIC	72,123.00 kWh	246 MMBtu	0.003 MMBtu/SqFt	\$9,321.48	\$0.129 /kWh	\$0.106 /SqFt
NATURALGAS	2,142.00 CCF	221 MMBtu	0.003 MMBtu/SqFt	\$1,470.30	\$0.686 /CCF	\$0.017 /SqFt
SEWER	56.00 CCF			\$425.41	\$7.597 /CCF	\$0.005 /SqFt
WATER	403.00 CCF			\$2,757.28	\$6.842 /CCF	\$0.031 /SqFt
Totals:		467 MMBtu	0.005 MMBtu/SqFt	\$13,974.47		

Energy

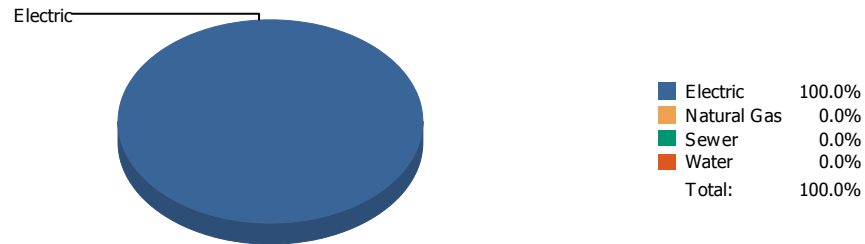


Cost

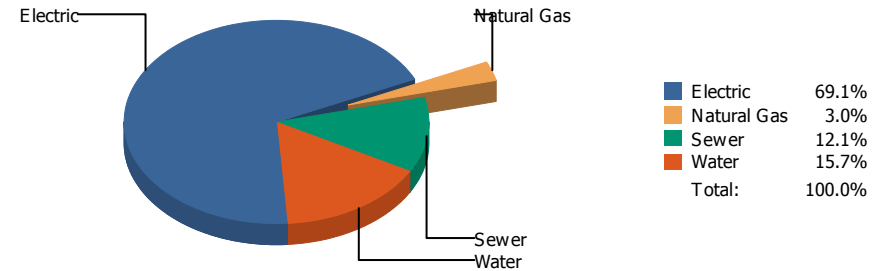


Commodity	Common Use	Energy Use	Energy Use / Area	Total Cost	Cost / Unit	Cost / Area
Place: [BASSETT] BASSETT 049 [BUILDING]						
Area: 174,250 SqFt						
Billing Period: Apr 2017						
ELECTRIC	63,687.00 kWh	217 MMBtu	0.001 MMBtu/SqFt	\$7,244.10	\$0.114 /kWh	\$0.041 /SqFt
NATURALGAS	482.00 CCF	50 MMBtu	0.000 MMBtu/SqFt	\$506.89	\$1.052 /CCF	\$0.003 /SqFt
SEWER	352.00 CCF			\$813.95	\$2.312 /CCF	\$0.005 /SqFt
WATER	1,433.00 CCF			\$5,724.54	\$3.995 /CCF	\$0.033 /SqFt
Totals:		267 MMBtu	0.002 MMBtu/SqFt	\$14,289.48		

Energy



Cost



Commodity	Common Use	Energy Use	Energy Use / Area	Total Cost	Cost / Unit	Cost / Area
Place: [BEALL] BEALL 104 [BUILDING] Area: 74,454 SqFt Billing Period: Apr 2017						
ELECTRIC	20,965.00 kWh	72 MMBtu	0.001 MMBtu/SqFt	\$2,478.75	\$0.118 /kWh	\$0.033 /SqFt
NATURALGAS	0.00 CCF	0 MMBtu	0.000 MMBtu/SqFt	\$108.47	\$0.000 /CCF	\$0.001 /SqFt
SEWER	137.00 CCF			\$433.40	\$3.164 /CCF	\$0.006 /SqFt
WATER	183.00 CCF			\$564.06	\$3.082 /CCF	\$0.008 /SqFt
Totals:		72 MMBtu	0.001 MMBtu/SqFt	\$3,584.68		

Energy

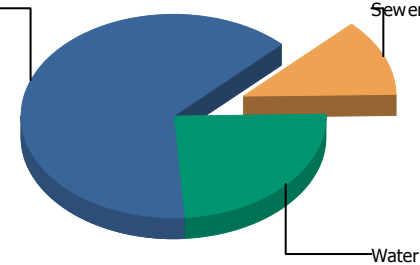
Electric



■ Electric 100.0%
 ■ Sewer 0.0%
 ■ Water 0.0%
 Total: 100.0%

Cost

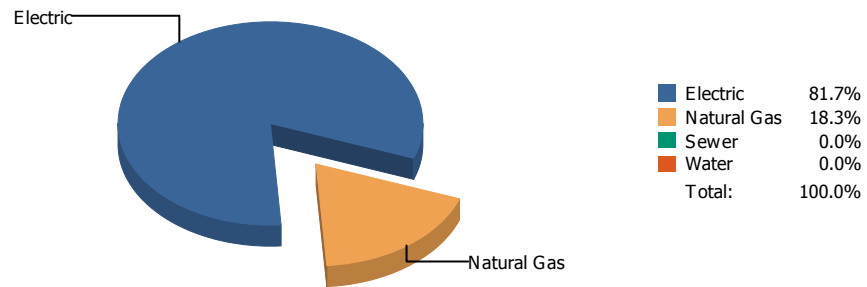
Electric



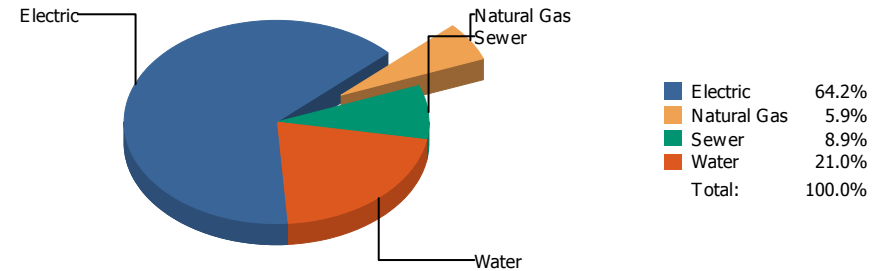
■ Electric 63.5%
 ■ Sewer 12.3%
 ■ Water 24.1%
 Total: 100.0%

Commodity	Common Use	Energy Use	Energy Use / Area	Total Cost	Cost / Unit	Cost / Area
Place: [BLISS] BLISS 105 [BUILDING] Area: 78,820 SqFt Billing Period: Apr 2017						
ELECTRIC	31,476.00 kWh	107 MMBtu	0.001 MMBtu/SqFt	\$3,815.07	\$0.121 /kWh	\$0.048 /SqFt
SEWER	310.00 CCF			\$739.61	\$2.386 /CCF	\$0.009 /SqFt
WATER	563.00 CCF			\$1,449.04	\$2.574 /CCF	\$0.018 /SqFt
Totals:		107 MMBtu	0.001 MMBtu/SqFt	\$6,003.72		

Energy

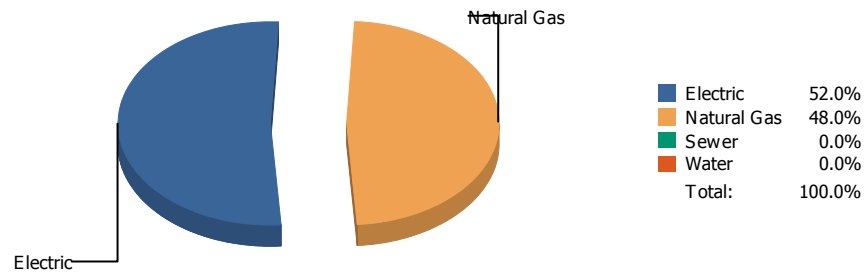


Cost

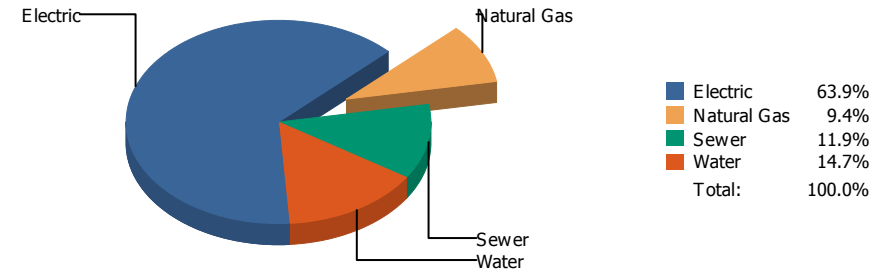


Commodity	Common Use	Energy Use	Energy Use / Area	Total Cost	Cost / Unit	Cost / Area
Place: [BOND_2] BOND 160 [BUILDING]						
Area: 89,988 SqFt						
Billing Period: Apr 2017						
ELECTRIC	24,590.00 kWh	84 MMBtu	0.001 MMBtu/SqFt	\$3,558.84	\$0.145 /kWh	\$0.039 /SqFt
NATURALGAS	182.00 CCF	19 MMBtu	0.000 MMBtu/SqFt	\$328.06	\$1.803 /CCF	\$0.004 /SqFt
SEWER	121.00 CCF			\$491.44	\$4.061 /CCF	\$0.005 /SqFt
WATER	305.00 CCF			\$1,161.80	\$3.809 /CCF	\$0.013 /SqFt
Totals:		103 MMBtu	0.001 MMBtu/SqFt	\$5,540.14		

Energy

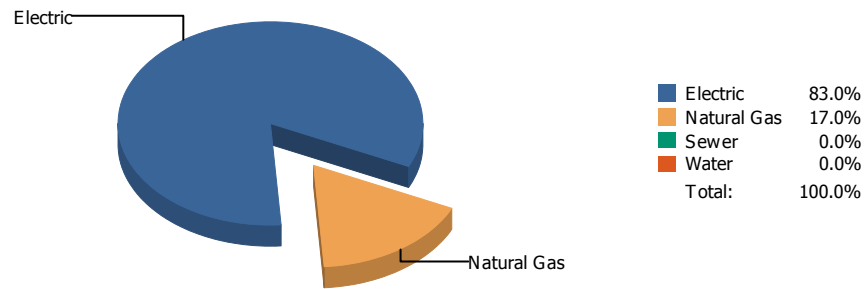


Cost

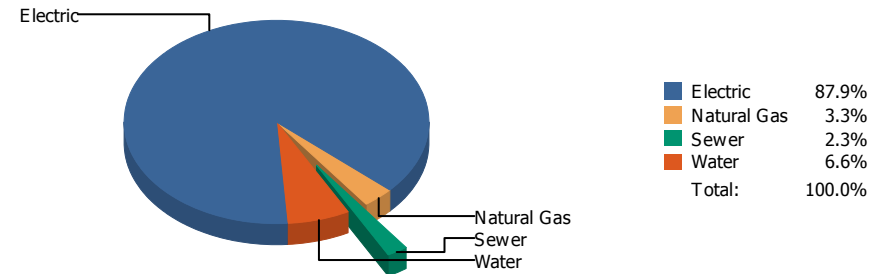


Commodity	Common Use	Energy Use	Energy Use / Area	Total Cost	Cost / Unit	Cost / Area
Place: [BONHAM] BONHAM 106 [BUILDING]						
Area: 53,522 SqFt						
Billing Period: Apr 2017						
ELECTRIC	23,297.00 kWh	80 MMBtu	0.001 MMBtu/SqFt	\$3,655.25	\$0.157 /kWh	\$0.068 /SqFt
NATURALGAS	713.00 CCF	73 MMBtu	0.001 MMBtu/SqFt	\$539.61	\$0.757 /CCF	\$0.010 /SqFt
SEWER	289.00 CCF			\$680.55	\$2.355 /CCF	\$0.013 /SqFt
WATER	336.00 CCF			\$842.19	\$2.507 /CCF	\$0.016 /SqFt
Totals:		153 MMBtu	0.003 MMBtu/SqFt	\$5,717.60		

Energy

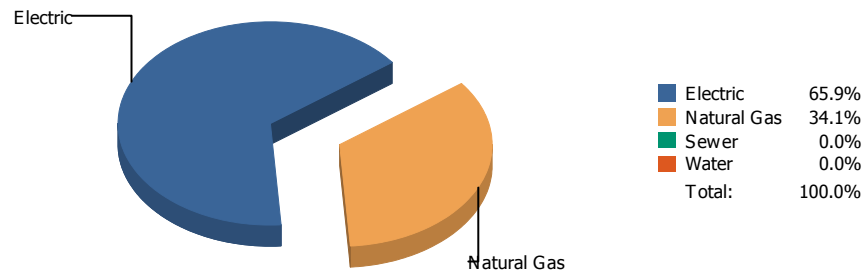


Cost

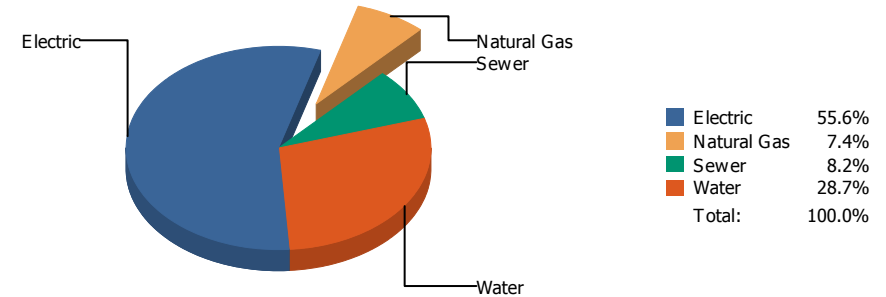


Commodity	Common Use	Energy Use	Energy Use / Area	Total Cost	Cost / Unit	Cost / Area
Place: [BOWIE] BOWIE 003 [BUILDING]						
Area: 282,931 SqFt						
Billing Period: Apr 2017						
ELECTRIC	538,072.00 kWh	1,836 MMBtu	0.006 MMBtu/SqFt	\$63,741.93	\$0.118 /kWh	\$0.225 /SqFt
NATURALGAS	3,643.00 CCF	375 MMBtu	0.001 MMBtu/SqFt	\$2,377.12	\$0.653 /CCF	\$0.008 /SqFt
SEWER	610.00 CCF			\$1,651.01	\$2.707 /CCF	\$0.006 /SqFt
WATER	2,187.00 CCF			\$4,761.94	\$2.177 /CCF	\$0.017 /SqFt
Totals:		2,212 MMBtu	0.008 MMBtu/SqFt	\$72,532.00		

Energy

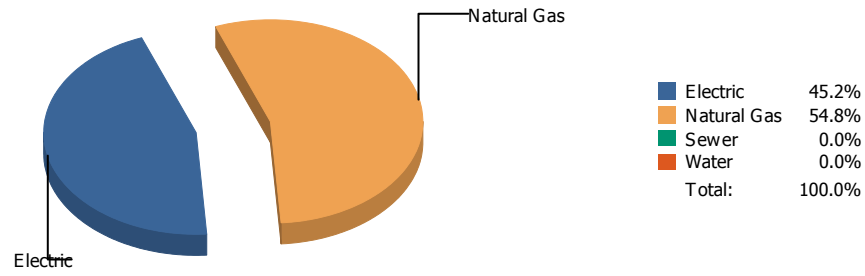


Cost

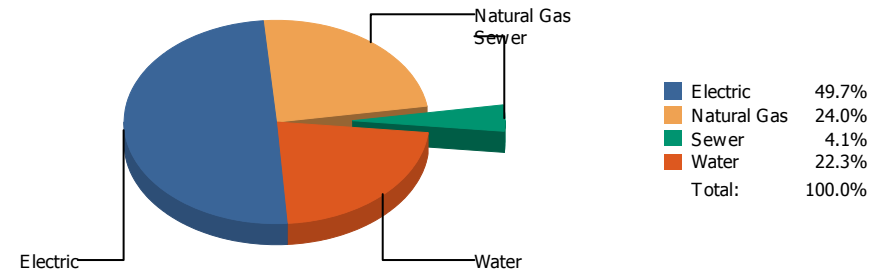


Commodity	Common Use	Energy Use	Energy Use / Area	Total Cost	Cost / Unit	Cost / Area
Place: [BRADLEY] BRADLEY 158 [BUILDING]						
Area: 59,142 SqFt						
Billing Period: Apr 2017						
ELECTRIC	25,500.00 kWh	87 MMBtu	0.001 MMBtu/SqFt	\$2,776.62	\$0.109 /kWh	\$0.047 /SqFt
NATURALGAS	437.00 CCF	45 MMBtu	0.001 MMBtu/SqFt	\$371.37	\$0.850 /CCF	\$0.006 /SqFt
SEWER	65.00 CCF			\$409.09	\$6.294 /CCF	\$0.007 /SqFt
WATER	422.00 CCF			\$1,434.11	\$3.398 /CCF	\$0.024 /SqFt
Totals:		132 MMBtu	0.002 MMBtu/SqFt	\$4,991.19		

Energy

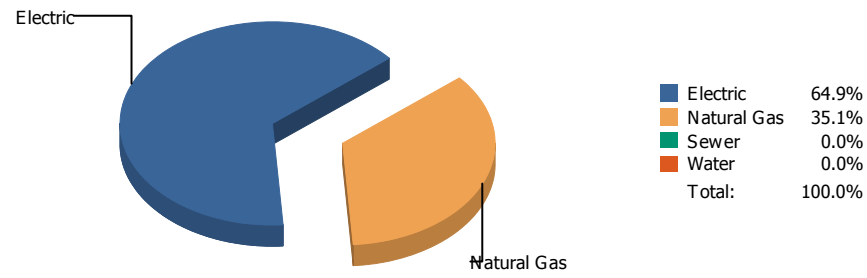


Cost

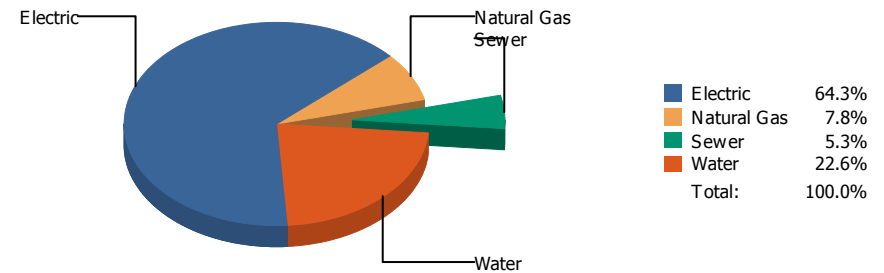


Commodity	Common Use	Energy Use	Energy Use / Area	Total Cost	Cost / Unit	Cost / Area
Place: [BROWN] BROWN MIDDLE SCHOOL 056 [BUILDING]						
Area: 173,263 SqFt						
Billing Period: Apr 2017						
ELECTRIC	106,000.00 kWh	362 MMBtu	0.002 MMBtu/SqFt	\$10,919.05	\$0.103 /kWh	\$0.063 /SqFt
NATURALGAS	4,267.00 CCF	440 MMBtu	0.003 MMBtu/SqFt	\$5,262.28	\$1.233 /CCF	\$0.030 /SqFt
SEWER	339.00 CCF			\$894.07	\$2.637 /CCF	\$0.005 /SqFt
WATER	1,183.00 CCF			\$4,891.76	\$4.135 /CCF	\$0.028 /SqFt
Totals:		801 MMBtu	0.005 MMBtu/SqFt	\$21,967.16		

Energy

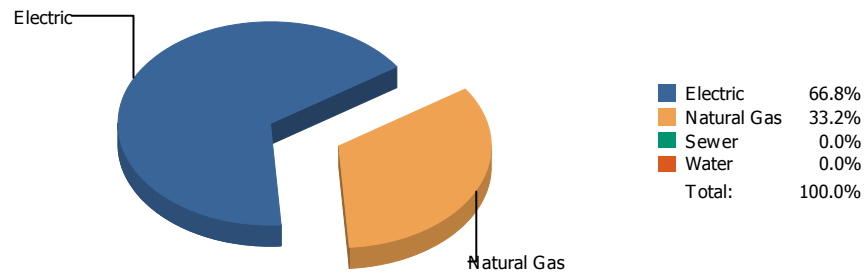


Cost

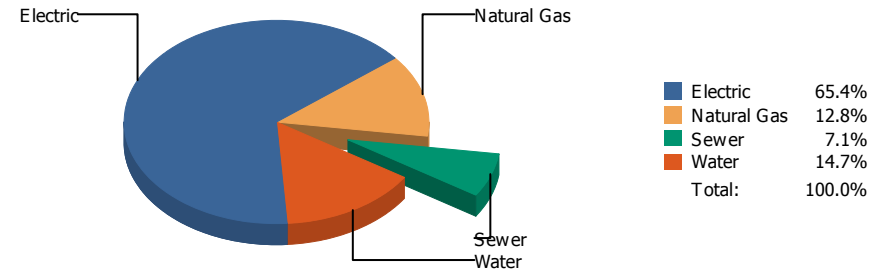


Commodity	Common Use	Energy Use	Energy Use / Area	Total Cost	Cost / Unit	Cost / Area
Place: [BURGES] BURGES 004 [BUILDING]						
Area: 241,219 SqFt						
Billing Period: Apr 2017						
ELECTRIC	97,247.00 kWh	332 MMBtu	0.001 MMBtu/SqFt	\$11,213.88	\$0.115 /kWh	\$0.046 /SqFt
NATURALGAS	1,740.00 CCF	179 MMBtu	0.001 MMBtu/SqFt	\$1,363.55	\$0.784 /CCF	\$0.006 /SqFt
SEWER	249.00 CCF			\$925.68	\$3.718 /CCF	\$0.004 /SqFt
WATER	823.00 CCF			\$3,933.29	\$4.779 /CCF	\$0.016 /SqFt
Totals:		511 MMBtu	0.002 MMBtu/SqFt	\$17,436.40		

Energy

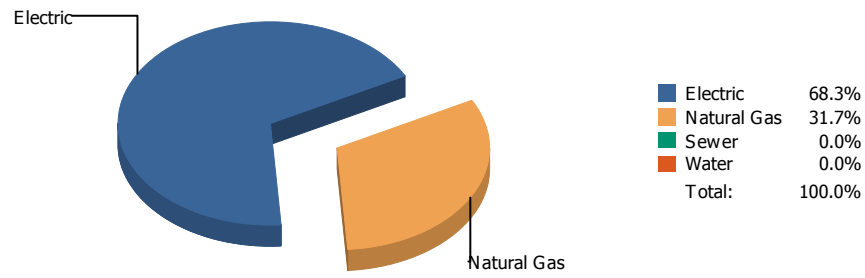


Cost

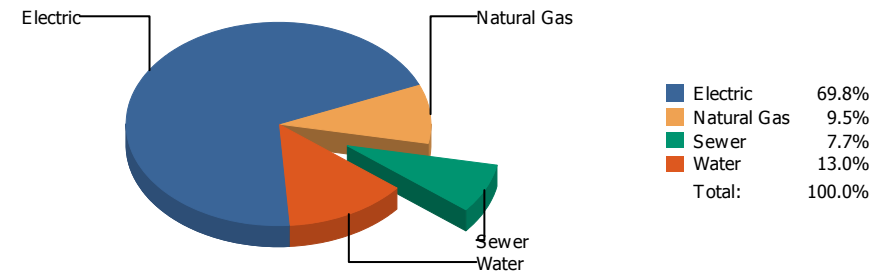


Commodity	Common Use	Energy Use	Energy Use / Area	Total Cost	Cost / Unit	Cost / Area
Place: [BURLESON] BURLESON 107 [BUILDING]						
Area: 73,772 SqFt						
Billing Period: Apr 2017						
ELECTRIC	23,441.00 kWh	80 MMBtu	0.001 MMBtu/SqFt	\$2,864.70	\$0.122 /kWh	\$0.039 /SqFt
NATURALGAS	386.00 CCF	40 MMBtu	0.001 MMBtu/SqFt	\$561.29	\$1.454 /CCF	\$0.007 /SqFt
SEWER	79.00 CCF			\$312.55	\$3.956 /CCF	\$0.004 /SqFt
WATER	220.00 CCF			\$641.76	\$2.917 /CCF	\$0.009 /SqFt
Totals:		120 MMBtu	0.002 MMBtu/SqFt	\$4,380.30		

Energy

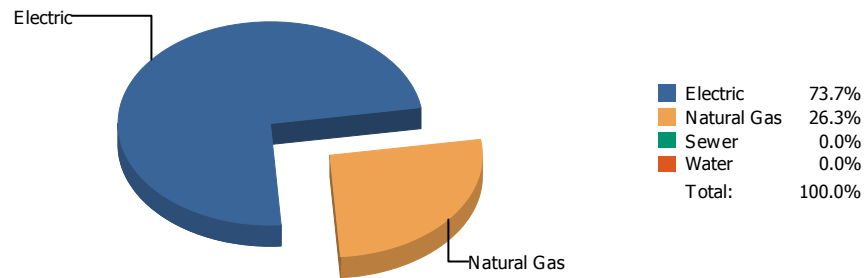


Cost

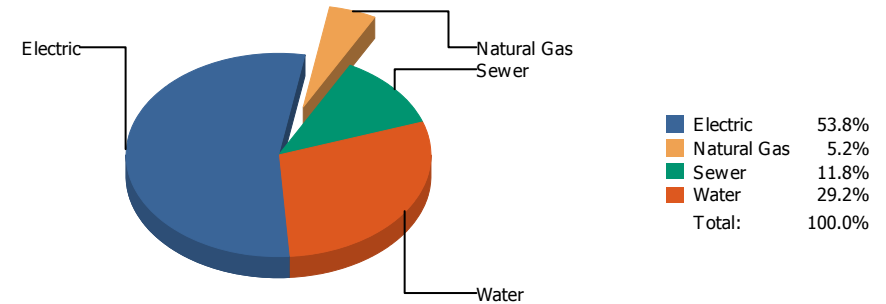


Commodity	Common Use	Energy Use	Energy Use / Area	Total Cost	Cost / Unit	Cost / Area
Place: [BURNET] BURNET 108 [BUILDING]						
Area: 50,520 SqFt						
Billing Period: Apr 2017						
ELECTRIC	20,127.00 kWh	69 MMBtu	0.001 MMBtu/SqFt	\$2,976.04	\$0.148 /kWh	\$0.059 /SqFt
NATURALGAS	310.00 CCF	32 MMBtu	0.001 MMBtu/SqFt	\$403.53	\$1.302 /CCF	\$0.008 /SqFt
SEWER	88.00 CCF			\$328.48	\$3.733 /CCF	\$0.006 /SqFt
WATER	176.00 CCF			\$553.79	\$3.147 /CCF	\$0.011 /SqFt
Totals:		101 MMBtu	0.002 MMBtu/SqFt	\$4,261.84		

Energy

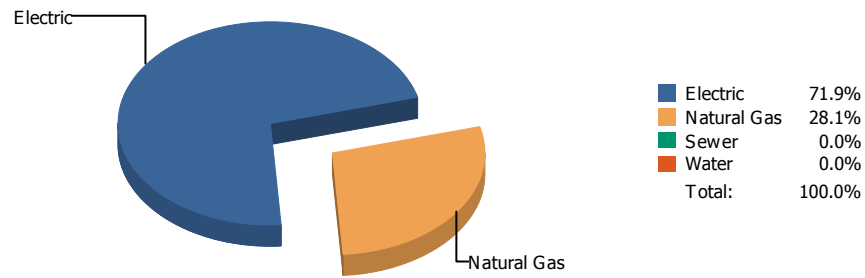


Cost

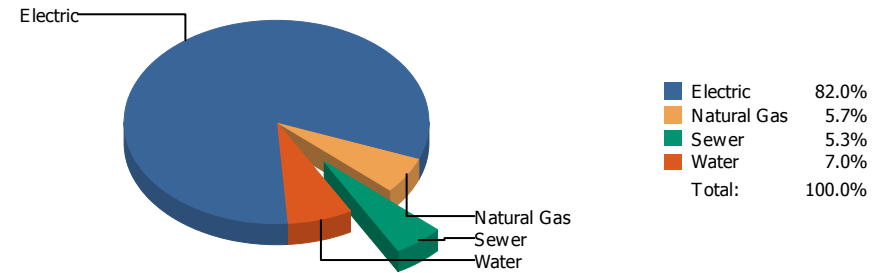


Commodity	Common Use	Energy Use	Energy Use / Area	Total Cost	Cost / Unit	Cost / Area
Place: [CANYON HILLS] CANYON HILLS 043 [BUILDING]						
Area: 133,149 SqFt						
Billing Period: Apr 2017						
ELECTRIC	61,870.00 kWh	211 MMBtu	0.002 MMBtu/SqFt	\$6,726.42	\$0.109 /kWh	\$0.050 /SqFt
NATURALGAS	731.00 CCF	75 MMBtu	0.001 MMBtu/SqFt	\$655.09	\$0.896 /CCF	\$0.005 /SqFt
SEWER	504.00 CCF			\$1,480.16	\$2.937 /CCF	\$0.011 /SqFt
WATER	1,131.00 CCF			\$3,651.37	\$3.228 /CCF	\$0.027 /SqFt
Totals:		286 MMBtu	0.002 MMBtu/SqFt	\$12,513.04		

Energy



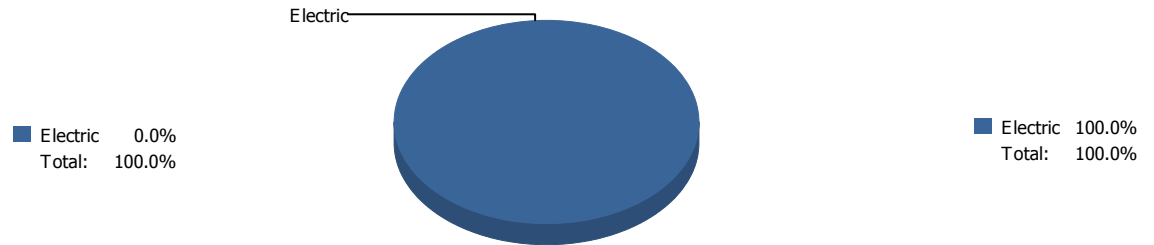
Cost



Commodity	Common Use	Energy Use	Energy Use / Area	Total Cost	Cost / Unit	Cost / Area
Place: [CAREER] CAREER AND TECHNOLOGY [BUILDING]						
Area: 146,485 SqFt						
Billing Period: Apr 2017						
ELECTRIC	82,896.00 kWh	283 MMBtu	0.002 MMBtu/SqFt	\$10,711.69	\$0.129 /kWh	\$0.073 /SqFt
NATURALGAS	1,071.00 CCF	110 MMBtu	0.001 MMBtu/SqFt	\$740.37	\$0.691 /CCF	\$0.005 /SqFt
SEWER	245.00 CCF			\$693.20	\$2.829 /CCF	\$0.005 /SqFt
WATER	310.00 CCF			\$913.47	\$2.947 /CCF	\$0.006 /SqFt
Totals:		393 MMBtu	0.003 MMBtu/SqFt	\$13,058.73		

Energy

Cost



Commodity	Common Use	Energy Use	Energy Use / Area	Total Cost	Cost / Unit	Cost / Area
Place: [CH PORT] CANYON HILLS PORTABLES [BUILDING]						
Area: 8,052 SqFt						
Billing Period: Apr 2017						
ELECTRIC	0.00 kWh	0 MMBtu	0.000 MMBtu/SqFt	\$18.91	\$0.000 /kWh	\$0.002 /SqFt
Totals:		0 MMBtu	0.000 MMBtu/SqFt	\$18.91		

Energy

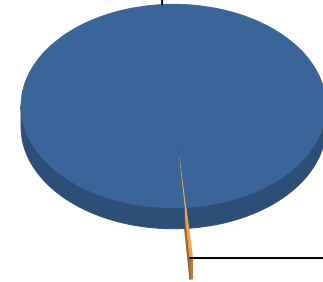
Electric



■ Electric 100.0%
 ■ Water 0.0%
 Total: 100.0%

Cost

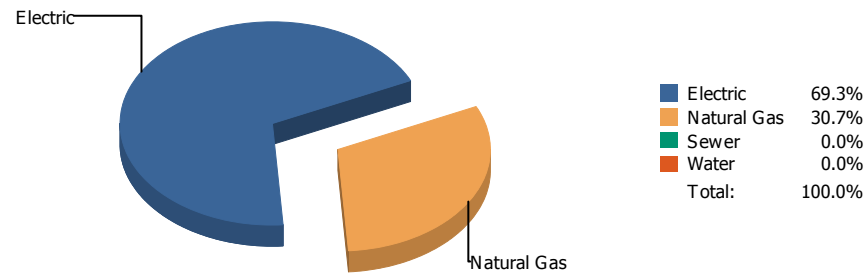
Electric



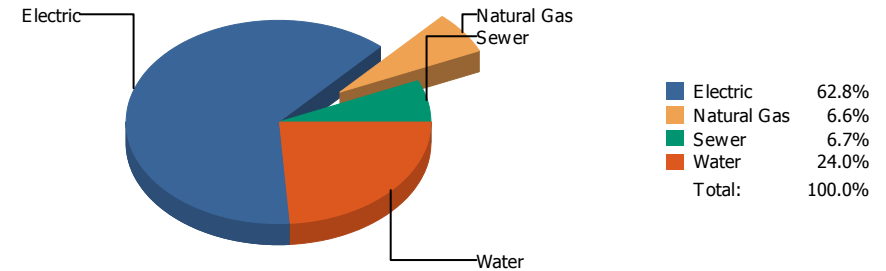
■ Electric 99.8%
 ■ Water 0.2%
 Total: 100.0%

Commodity	Common Use	Energy Use	Energy Use / Area	Total Cost	Cost / Unit	Cost / Area
Place: [CHAPIN] CHAPIN 012 [BUILDING]						
Area: 273,727 SqFt						
Billing Period: Apr 2017						
ELECTRIC	300,300.00 kWh	1,025 MMBtu	0.004 MMBtu/SqFt	\$30,529.99	\$0.102 /kWh	\$0.111 /SqFt
WATER	0.00 CCF			\$60.54	\$0.000 /CCF	\$0.000 /SqFt
Totals:		1,025 MMBtu	0.004 MMBtu/SqFt	\$30,590.53		

Energy

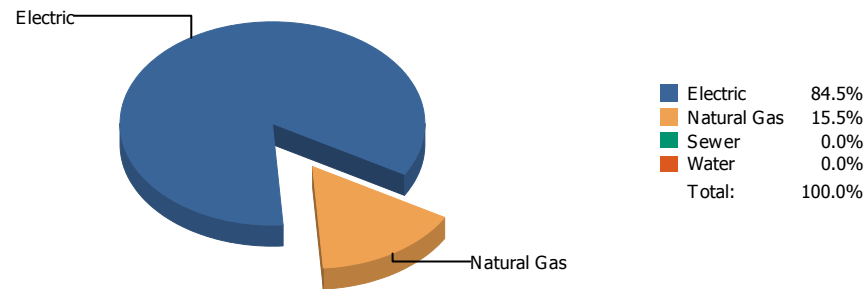


Cost

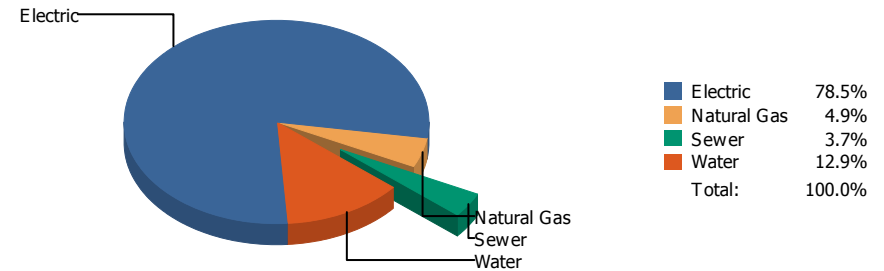


Commodity	Common Use	Energy Use	Energy Use / Area	Total Cost	Cost / Unit	Cost / Area
Place: [CHARLES] H.E. CHARLES 045 [BUILDING]						
Area: 107,867 SqFt						
Billing Period: Apr 2017						
ELECTRIC	74,869.00 kWh	256 MMBtu	0.002 MMBtu/SqFt	\$8,277.29	\$0.111 /kWh	\$0.077 /SqFt
NATURALGAS	1,099.00 CCF	113 MMBtu	0.001 MMBtu/SqFt	\$866.01	\$0.788 /CCF	\$0.008 /SqFt
SEWER	330.00 CCF			\$878.14	\$2.661 /CCF	\$0.008 /SqFt
WATER	916.00 CCF			\$3,162.58	\$3.453 /CCF	\$0.029 /SqFt
Totals:		369 MMBtu	0.003 MMBtu/SqFt	\$13,184.02		

Energy

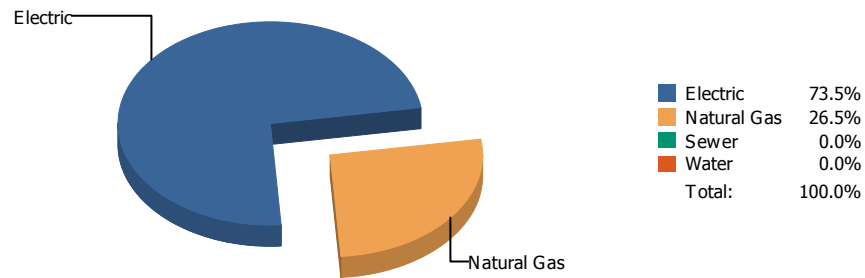


Cost

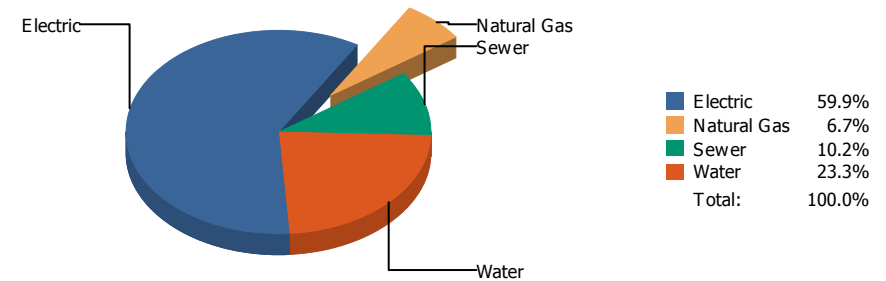


Commodity	Common Use	Energy Use	Energy Use / Area	Total Cost	Cost / Unit	Cost / Area
Place: [CIELO VI] CIELO VISTA 151 [BUILDING]						
Area: 66,034 SqFt						
Billing Period: Apr 2017						
ELECTRIC	57,340.00 kWh	196 MMBtu	0.003 MMBtu/SqFt	\$6,925.54	\$0.121 /kWh	\$0.105 /SqFt
NATURALGAS	348.00 CCF	36 MMBtu	0.001 MMBtu/SqFt	\$429.62	\$1.235 /CCF	\$0.006 /SqFt
SEWER	77.00 CCF			\$327.20	\$4.249 /CCF	\$0.005 /SqFt
WATER	358.00 CCF			\$1,137.59	\$3.178 /CCF	\$0.017 /SqFt
Totals:		232 MMBtu	0.004 MMBtu/SqFt	\$8,819.95		

Energy

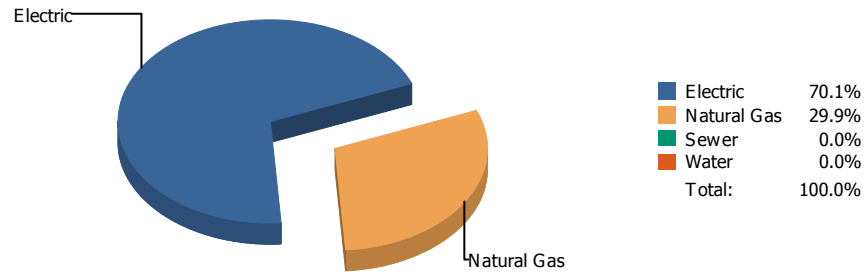


Cost

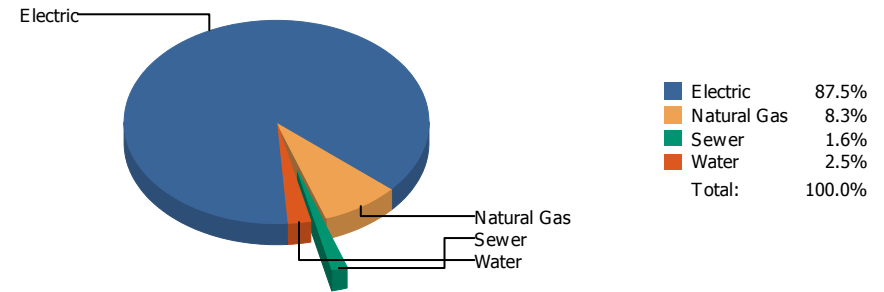


Commodity	Common Use	Energy Use	Energy Use / Area	Total Cost	Cost / Unit	Cost / Area
Place: [CLARDY] CLARDY 109 [BUILDING]						
Area: 70,700 SqFt						
Billing Period: Apr 2017						
ELECTRIC	28,151.00 kWh	96 MMBtu	0.001 MMBtu/SqFt	\$3,792.84	\$0.135 /kWh	\$0.054 /SqFt
NATURALGAS	336.00 CCF	35 MMBtu	0.000 MMBtu/SqFt	\$422.28	\$1.257 /CCF	\$0.006 /SqFt
SEWER	207.00 CCF			\$643.66	\$3.109 /CCF	\$0.009 /SqFt
WATER	449.00 CCF			\$1,478.37	\$3.293 /CCF	\$0.021 /SqFt
Totals:		131 MMBtu	0.002 MMBtu/SqFt	\$6,337.15		

Energy

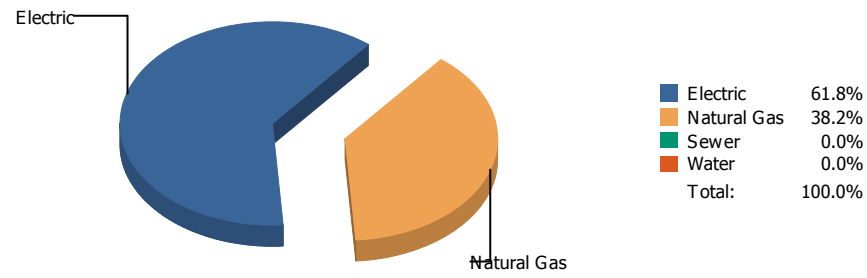


Cost

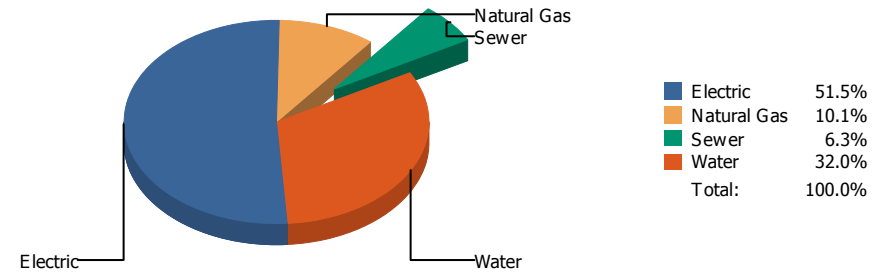


Commodity	Common Use	Energy Use	Energy Use / Area	Total Cost	Cost / Unit	Cost / Area
Place: [CLEDENIN] CLEDENIN 149 [BUILDING] Area: 62,721 SqFt Billing Period: Apr 2017						
ELECTRIC	41,037.00 kWh	140 MMBtu	0.002 MMBtu/SqFt	\$4,783.31	\$0.117 /kWh	\$0.076 /SqFt
NATURALGAS	581.00 CCF	60 MMBtu	0.001 MMBtu/SqFt	\$456.26	\$0.785 /CCF	\$0.007 /SqFt
SEWER	1.00 CCF			\$88.13	\$88.130 /CCF	\$0.001 /SqFt
WATER	4.00 CCF			\$138.24	\$34.560 /CCF	\$0.002 /SqFt
Totals:		200 MMBtu	0.003 MMBtu/SqFt	\$5,465.94		

Energy

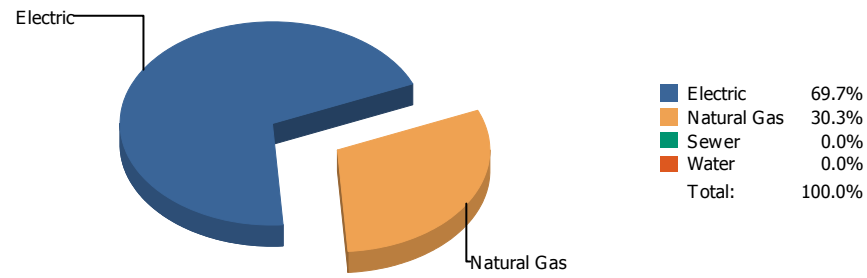


Cost

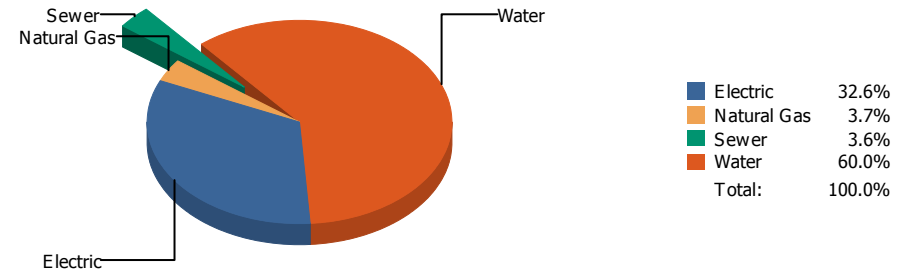


Commodity	Common Use	Energy Use	Energy Use / Area	Total Cost	Cost / Unit	Cost / Area
Place: [COLDWELL] COLDWELL 110 [BUILDING] Area: 67,310 SqFt Billing Period: Apr 2017						
ELECTRIC	24,899.00 kWh	85 MMBtu	0.001 MMBtu/SqFt	\$3,213.46	\$0.129 /kWh	\$0.048 /SqFt
NATURALGAS	509.00 CCF	52 MMBtu	0.001 MMBtu/SqFt	\$631.51	\$1.241 /CCF	\$0.009 /SqFt
SEWER	87.00 CCF			\$395.35	\$4.544 /CCF	\$0.006 /SqFt
WATER	349.00 CCF			\$1,996.37	\$5.720 /CCF	\$0.030 /SqFt
Totals:		137 MMBtu	0.002 MMBtu/SqFt	\$6,236.69		

Energy

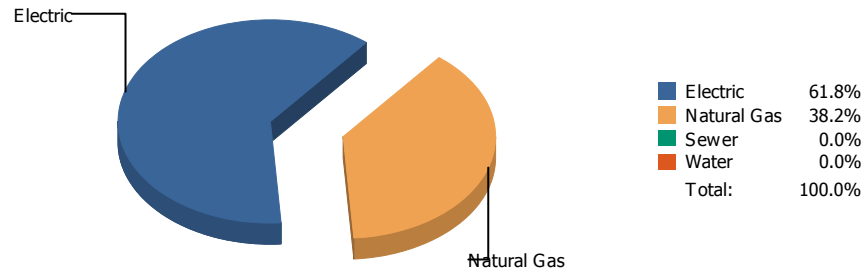


Cost

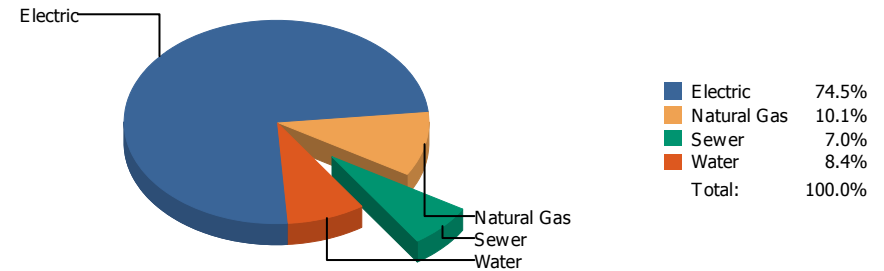


Commodity	Common Use	Energy Use	Energy Use / Area	Total Cost	Cost / Unit	Cost / Area
Place: [COLLINS] COLLINS 142 [BUILDING] Area: 81,245 SqFt Billing Period: Apr 2017						
ELECTRIC	43,031.00 kWh	147 MMBtu	0.002 MMBtu/SqFt	\$5,125.75	\$0.119 /kWh	\$0.063 /SqFt
NATURALGAS	619.00 CCF	64 MMBtu	0.001 MMBtu/SqFt	\$586.82	\$0.948 /CCF	\$0.007 /SqFt
SEWER	215.00 CCF			\$571.46	\$2.658 /CCF	\$0.007 /SqFt
WATER	1,665.00 CCF			\$9,419.15	\$5.657 /CCF	\$0.116 /SqFt
Totals:		211 MMBtu	0.003 MMBtu/SqFt	\$15,703.18		

Energy

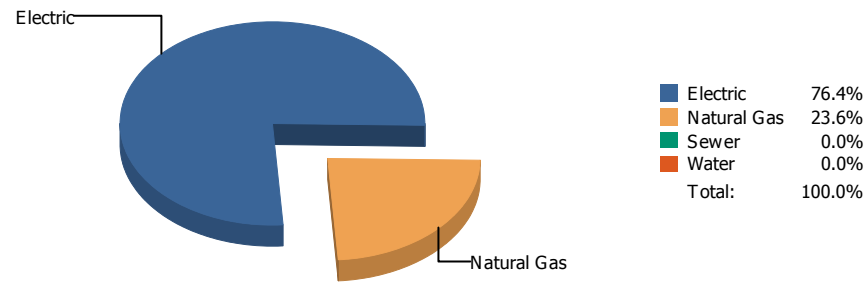


Cost

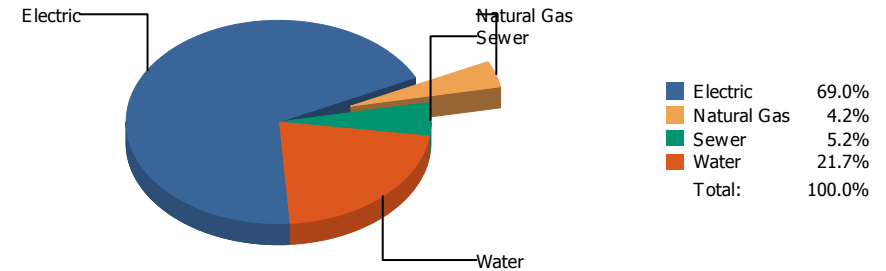


Commodity	Common Use	Energy Use	Energy Use / Area	Total Cost	Cost / Unit	Cost / Area
Place: [COOLEY] COOLEY 111 [BUILDING]						
Area: 95,590 SqFt						
Billing Period: Apr 2017						
ELECTRIC	84,000.00 kWh	287 MMBtu	0.003 MMBtu/SqFt	\$9,124.17	\$0.109 /kWh	\$0.095 /SqFt
NATURALGAS	1,717.00 CCF	177 MMBtu	0.002 MMBtu/SqFt	\$1,240.03	\$0.722 /CCF	\$0.013 /SqFt
SEWER	191.00 CCF			\$856.70	\$4.485 /CCF	\$0.009 /SqFt
WATER	232.00 CCF			\$1,028.51	\$4.433 /CCF	\$0.011 /SqFt
Totals:		464 MMBtu	0.005 MMBtu/SqFt	\$12,249.41		

Energy

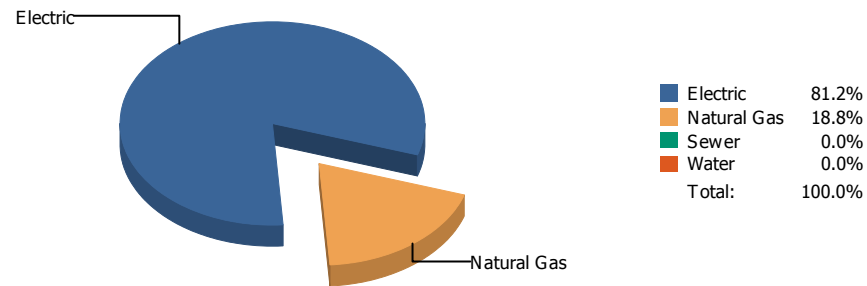


Cost

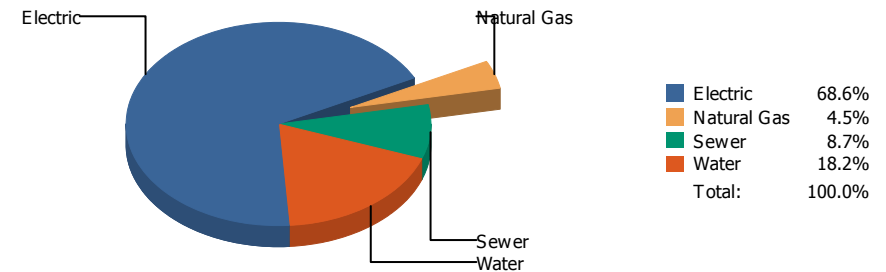


Commodity	Common Use	Energy Use	Energy Use / Area	Total Cost	Cost / Unit	Cost / Area
Place: [CORONADO] CORONADO 005 [BUILDING]						
Area: 406,757 SqFt						
Billing Period: Apr 2017						
ELECTRIC	199,272.00 kWh	680 MMBtu	0.002 MMBtu/SqFt	\$23,420.32	\$0.118 /kWh	\$0.057 /SqFt
NATURALGAS	2,040.00 CCF	210 MMBtu	0.001 MMBtu/SqFt	\$1,411.51	\$0.692 /CCF	\$0.003 /SqFt
SEWER	1,066.00 CCF			\$1,757.04	\$1.648 /CCF	\$0.004 /SqFt
WATER	4,134.00 CCF			\$7,374.13	\$1.784 /CCF	\$0.018 /SqFt
Totals:		890 MMBtu	0.002 MMBtu/SqFt	\$33,963.00		

Energy



Cost



Commodity	Common Use	Energy Use	Energy Use / Area	Total Cost	Cost / Unit	Cost / Area
Place: [CROCKETT_1] CROCKETT 112 [BUILDING]						
Area: 92,585 SqFt						
Billing Period: Apr 2017						
ELECTRIC	29,114.00 kWh	99 MMBtu	0.001 MMBtu/SqFt	\$3,694.69	\$0.127 /kWh	\$0.040 /SqFt
NATURALGAS	224.00 CCF	23 MMBtu	0.000 MMBtu/SqFt	\$243.23	\$1.086 /CCF	\$0.003 /SqFt
SEWER	118.00 CCF			\$467.94	\$3.966 /CCF	\$0.005 /SqFt
WATER	243.00 CCF			\$982.16	\$4.042 /CCF	\$0.010 /SqFt
Totals:		122 MMBtu	0.001 MMBtu/SqFt	\$5,388.02		

Energy

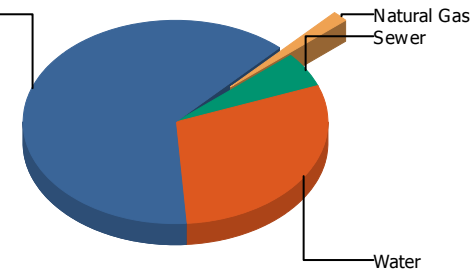
Electric



Electric	100.0%
Natural Gas	0.0%
Sewer	0.0%
Water	0.0%
Total	100.0%

Cost

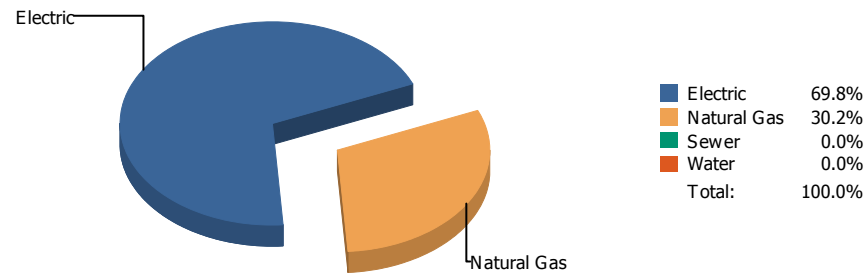
Electric



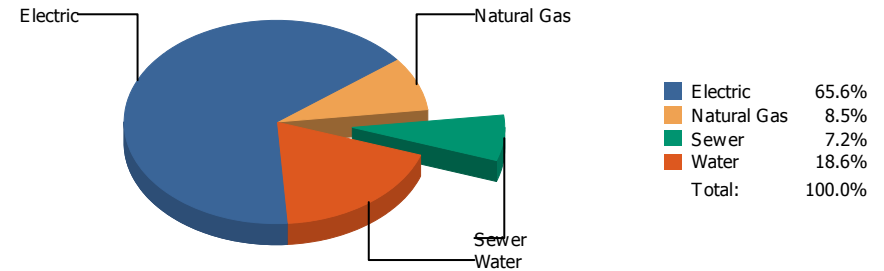
Electric	63.1%
Natural Gas	1.7%
Sewer	5.3%
Water	29.9%
Total	100.0%

Commodity	Common Use	Energy Use	Energy Use / Area	Total Cost	Cost / Unit	Cost / Area
Place: [CROSBY] CROSBY 113 [BUILDING]						
Area: 83,100 SqFt						
Billing Period: Apr 2017						
ELECTRIC	35,538.00 kWh	121 MMBtu	0.001 MMBtu/SqFt	\$4,003.67	\$0.113 /kWh	\$0.048 /SqFt
NATURALGAS	0.00 CCF	0 MMBtu	0.000 MMBtu/SqFt	\$108.47	\$0.000 /CCF	\$0.001 /SqFt
SEWER	93.00 CCF			\$337.33	\$3.627 /CCF	\$0.004 /SqFt
WATER	455.00 CCF			\$1,894.12	\$4.163 /CCF	\$0.023 /SqFt
Totals:		121 MMBtu	0.001 MMBtu/SqFt	\$6,343.59		

Energy

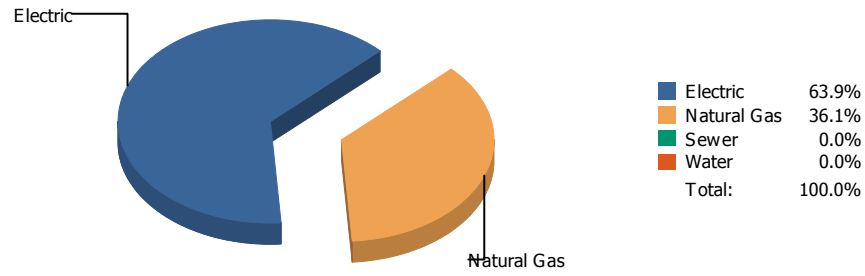


Cost

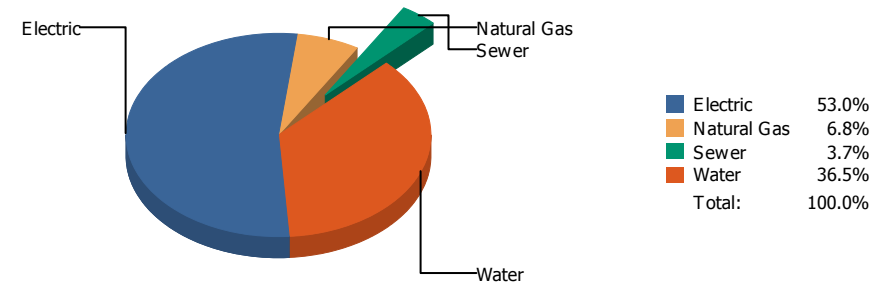


Commodity	Common Use	Energy Use	Energy Use / Area	Total Cost	Cost / Unit	Cost / Area
Place: [DOUGLASS] DOUGLASS 114 [BUILDING]						
Area: 86,903 SqFt						
Billing Period: Apr 2017						
ELECTRIC	30,366.00 kWh	104 MMBtu	0.001 MMBtu/SqFt	\$3,710.58	\$0.122 /kWh	\$0.043 /SqFt
NATURALGAS	436.00 CCF	45 MMBtu	0.001 MMBtu/SqFt	\$483.37	\$1.109 /CCF	\$0.005 /SqFt
SEWER	97.00 CCF			\$409.86	\$4.225 /CCF	\$0.005 /SqFt
WATER	291.00 CCF			\$1,050.16	\$3.609 /CCF	\$0.012 /SqFt
Totals:		149 MMBtu	0.002 MMBtu/SqFt	\$5,653.97		

Energy

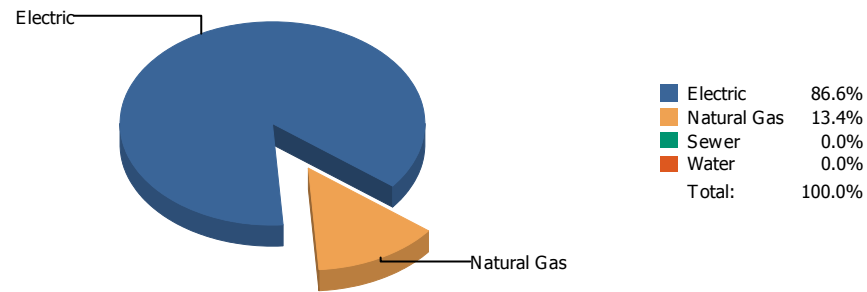


Cost

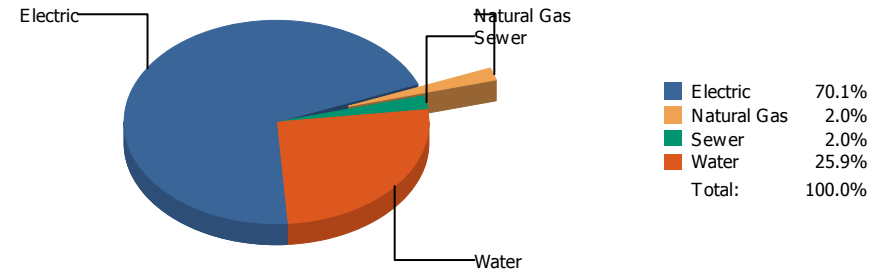


Commodity	Common Use	Energy Use	Energy Use / Area	Total Cost	Cost / Unit	Cost / Area
Place: [DOWELL] DOWELL 115 [BUILDING]						
Area: 55,801 SqFt						
Billing Period: Apr 2017						
ELECTRIC	21,806.00 kWh	74 MMBtu	0.001 MMBtu/SqFt	\$2,747.47	\$0.126 /kWh	\$0.049 /SqFt
NATURALGAS	408.00 CCF	42 MMBtu	0.001 MMBtu/SqFt	\$353.82	\$0.867 /CCF	\$0.006 /SqFt
SEWER	70.00 CCF			\$192.54	\$2.751 /CCF	\$0.003 /SqFt
WATER	590.00 CCF			\$1,893.15	\$3.209 /CCF	\$0.034 /SqFt
Totals:		116 MMBtu	0.002 MMBtu/SqFt	\$5,186.98		

Energy

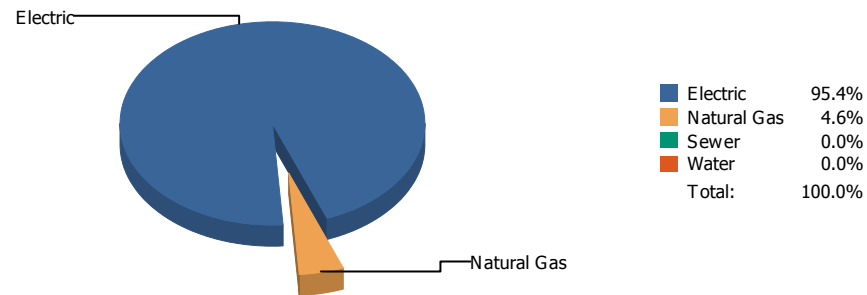


Cost

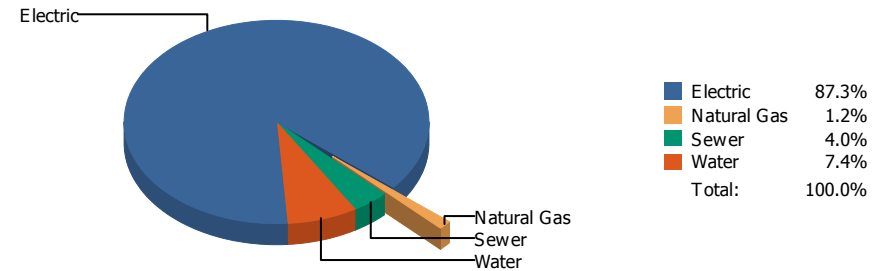


Commodity	Common Use	Energy Use	Energy Use / Area	Total Cost	Cost / Unit	Cost / Area
Place: [DRHORNEDOMIDDLESCHOOL_1] DR. HORNEDO MIDDLE SCHOOL 058 [BUILDING]						
Area: 184,871 SqFt						
Billing Period: Apr 2017						
ELECTRIC	93,954.00 kWh	321 MMBtu	0.002 MMBtu/SqFt	\$14,204.62	\$0.151 /kWh	\$0.077 /SqFt
NATURALGAS	482.00 CCF	50 MMBtu	0.000 MMBtu/SqFt	\$398.46	\$0.827 /CCF	\$0.002 /SqFt
SEWER	68.00 CCF			\$414.40	\$6.094 /CCF	\$0.002 /SqFt
WATER	1,080.00 CCF			\$5,258.60	\$4.869 /CCF	\$0.028 /SqFt
Totals:		370 MMBtu	0.002 MMBtu/SqFt	\$20,276.08		

Energy

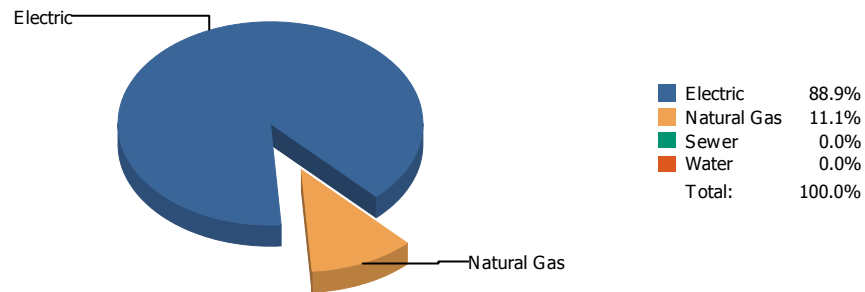


Cost

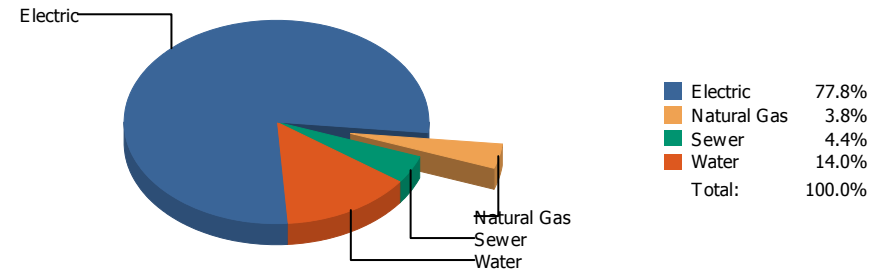


Commodity	Common Use	Energy Use	Energy Use / Area	Total Cost	Cost / Unit	Cost / Area
Place: [ED CENTER] ED CENTER 919 [BUILDING]						
Area: 220,243 SqFt						
Billing Period: Apr 2017						
ELECTRIC	212,495.00 kWh	725 MMBtu	0.003 MMBtu/SqFt	\$22,804.95	\$0.107 /kWh	\$0.103 /SqFt
NATURALGAS	341.00 CCF	35 MMBtu	0.000 MMBtu/SqFt	\$316.85	\$0.929 /CCF	\$0.001 /SqFt
SEWER	353.00 CCF			\$1,057.08	\$2.995 /CCF	\$0.005 /SqFt
WATER	592.00 CCF			\$1,937.48	\$3.273 /CCF	\$0.009 /SqFt
Totals:		760 MMBtu	0.003 MMBtu/SqFt	\$26,116.36		

Energy

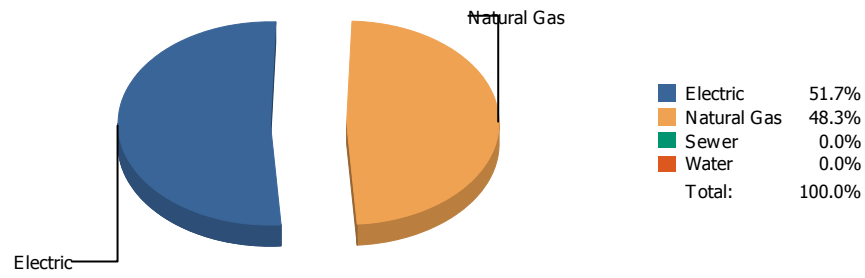


Cost

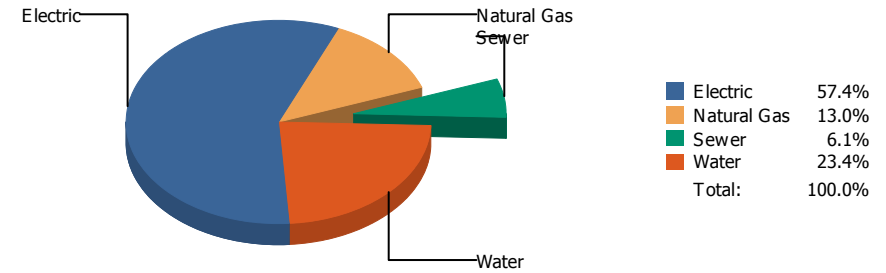


Commodity	Common Use	Energy Use	Energy Use / Area	Total Cost	Cost / Unit	Cost / Area
Place: [EL PASO] EL PASO HIGH 006 [BUILDING]						
Area: 236,062 SqFt						
Billing Period: Apr 2017						
ELECTRIC	160,999.00 kWh	549 MMBtu	0.002 MMBtu/SqFt	\$19,098.48	\$0.119 /kWh	\$0.080 /SqFt
NATURALGAS	668.00 CCF	69 MMBtu	0.000 MMBtu/SqFt	\$944.41	\$1.414 /CCF	\$0.004 /SqFt
SEWER	283.00 CCF			\$1,072.22	\$3.789 /CCF	\$0.004 /SqFt
WATER	880.00 CCF			\$3,430.19	\$3.898 /CCF	\$0.014 /SqFt
Totals:		618 MMBtu	0.003 MMBtu/SqFt	\$24,545.30		

Energy

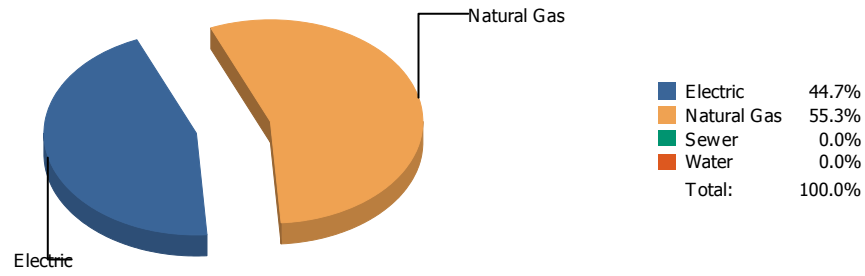


Cost

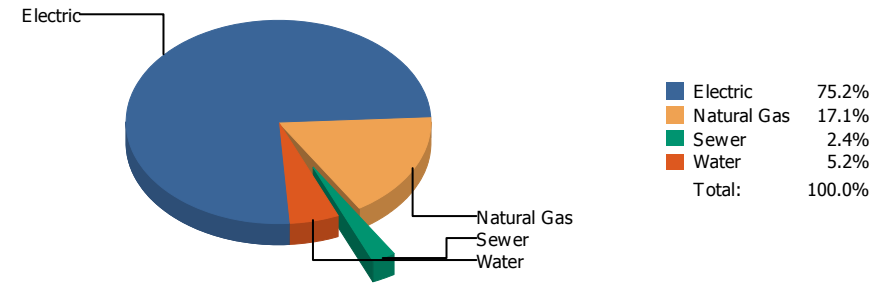


Commodity	Common Use	Energy Use	Energy Use / Area	Total Cost	Cost / Unit	Cost / Area
Place: [FANNIN] FANNIN 116 [BUILDING]						
Area: 73,291 SqFt						
Billing Period: Apr 2017						
ELECTRIC	35,345.00 kWh	121 MMBtu	0.002 MMBtu/SqFt	\$4,277.83	\$0.121 /kWh	\$0.058 /SqFt
NATURALGAS	1,092.00 CCF	112 MMBtu	0.002 MMBtu/SqFt	\$969.66	\$0.888 /CCF	\$0.013 /SqFt
SEWER	101.00 CCF			\$456.04	\$4.515 /CCF	\$0.006 /SqFt
WATER	541.00 CCF			\$1,746.32	\$3.228 /CCF	\$0.024 /SqFt
Totals:		233 MMBtu	0.003 MMBtu/SqFt	\$7,449.85		

Energy

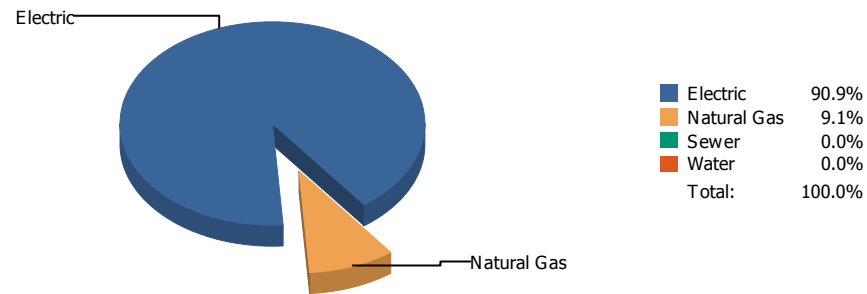


Cost

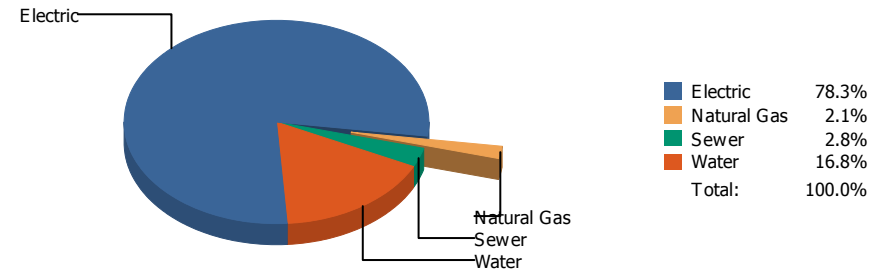


Commodity	Common Use	Energy Use	Energy Use / Area	Total Cost	Cost / Unit	Cost / Area
Place: [FRANKLIN] FRANKLIN HIGH SCHOOL 010 [BUILDING]						
Area: 329,377 SqFt						
Billing Period: Apr 2017						
ELECTRIC	245,761.00 kWh	839 MMBtu	0.003 MMBtu/SqFt	\$27,111.42	\$0.110 /kWh	\$0.082 /SqFt
NATURALGAS	10,063.00 CCF	1,036 MMBtu	0.003 MMBtu/SqFt	\$6,164.57	\$0.613 /CCF	\$0.019 /SqFt
SEWER	330.00 CCF			\$878.14	\$2.661 /CCF	\$0.003 /SqFt
WATER	640.00 CCF			\$1,877.27	\$2.933 /CCF	\$0.006 /SqFt
Totals:		1,875 MMBtu	0.006 MMBtu/SqFt	\$36,031.40		

Energy

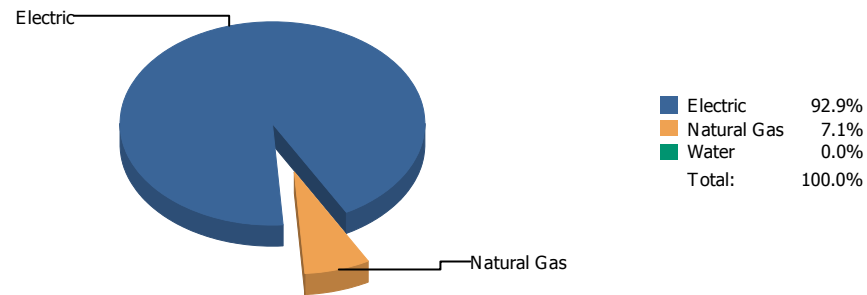


Cost

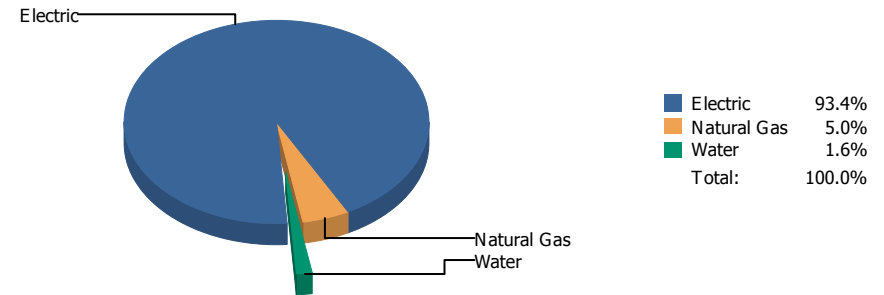


Commodity	Common Use	Energy Use	Energy Use / Area	Total Cost	Cost / Unit	Cost / Area
Place: [FRANKLIN9THGRADECENTER_2] FRANKLIN 9TH GRADE CENTER 053 [BUILDING]						
Area: 193,158 SqFt						
Billing Period: Apr 2017						
ELECTRIC	138,000.00 kWh	471 MMBtu	0.002 MMBtu/SqFt	\$14,147.03	\$0.103 /kWh	\$0.073 /SqFt
NATURALGAS	459.00 CCF	47 MMBtu	0.000 MMBtu/SqFt	\$384.60	\$0.838 /CCF	\$0.002 /SqFt
SEWER	124.00 CCF			\$513.52	\$4.141 /CCF	\$0.003 /SqFt
WATER	1,681.00 CCF			\$3,033.48	\$1.805 /CCF	\$0.016 /SqFt
Totals:		518 MMBtu	0.003 MMBtu/SqFt	\$18,078.63		

Energy

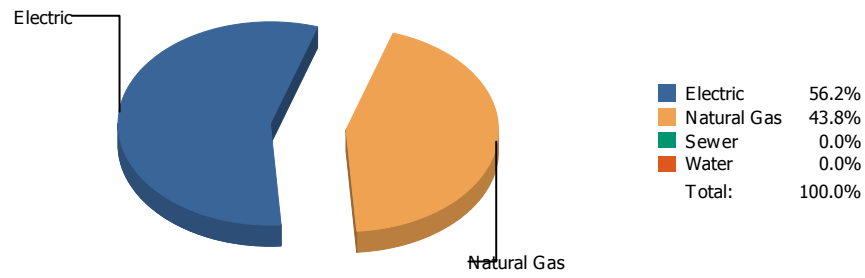


Cost

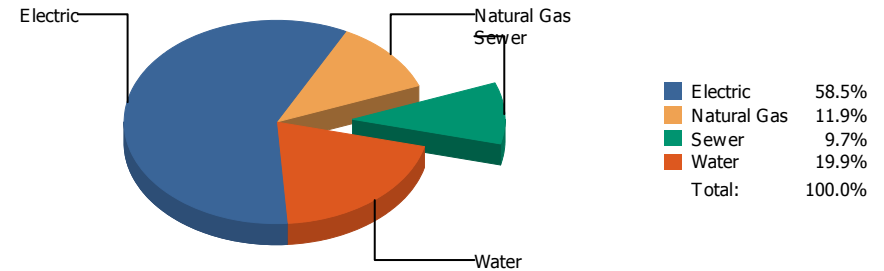


Commodity	Common Use	Energy Use	Energy Use / Area	Total Cost	Cost / Unit	Cost / Area
Place: [GAMBLE] JAMES GAMBLE WAREHOUSE [BUILDING]						
Area: 53,241 SqFt						
Billing Period: Apr 2017						
ELECTRIC	29,400.00 kWh	100 MMBtu	0.002 MMBtu/SqFt	\$2,879.79	\$0.098 /kWh	\$0.054 /SqFt
NATURALGAS	74.00 CCF	8 MMBtu	0.000 MMBtu/SqFt	\$152.78	\$2.065 /CCF	\$0.003 /SqFt
WATER	0.00 CCF			\$50.44	\$0.000 /CCF	\$0.001 /SqFt
Totals:		108 MMBtu	0.002 MMBtu/SqFt	\$3,083.01		

Energy

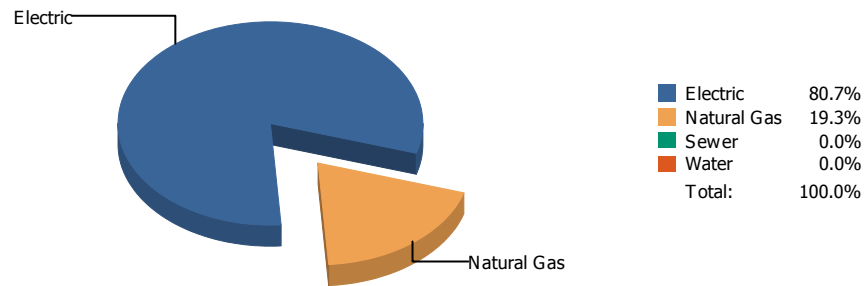


Cost

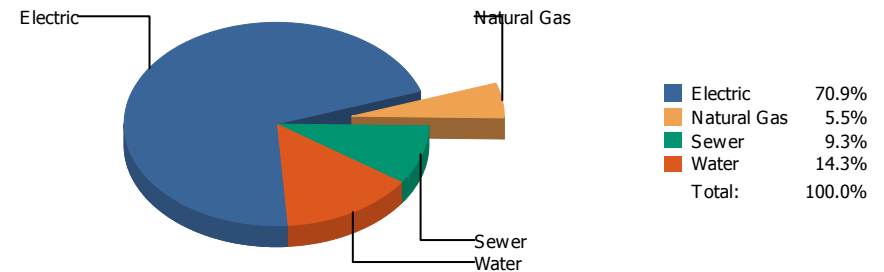


Commodity	Common Use	Energy Use	Energy Use / Area	Total Cost	Cost / Unit	Cost / Area
Place: [GREEN] GREEN ELEMENTARY SCHOOL 162 [BUILDING]						
Area: 88,156 SqFt						
Billing Period: Apr 2017						
ELECTRIC	28,500.00 kWh	97 MMBtu	0.001 MMBtu/SqFt	\$3,228.40	\$0.113 /kWh	\$0.037 /SqFt
NATURALGAS	736.00 CCF	76 MMBtu	0.001 MMBtu/SqFt	\$654.65	\$0.889 /CCF	\$0.007 /SqFt
SEWER	88.00 CCF			\$534.39	\$6.073 /CCF	\$0.006 /SqFt
WATER	236.00 CCF			\$1,097.39	\$4.650 /CCF	\$0.012 /SqFt
Totals:		173 MMBtu	0.002 MMBtu/SqFt	\$5,514.83		

Energy

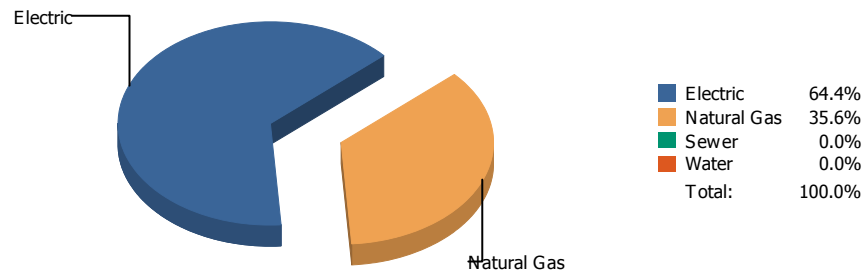


Cost

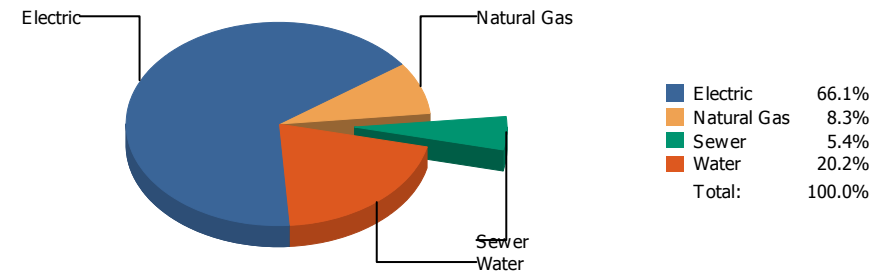


Commodity	Common Use	Energy Use	Energy Use / Area	Total Cost	Cost / Unit	Cost / Area
Place: [GUERRERO] ROSA GUERRERO ELEMENTARY 163 [BUILDING]						
Area: 88,641 SqFt						
Billing Period: Apr 2017						
ELECTRIC	36,940.00 kWh	126 MMBtu	0.001 MMBtu/SqFt	\$5,070.56	\$0.137 /kWh	\$0.057 /SqFt
NATURALGAS	292.00 CCF	30 MMBtu	0.000 MMBtu/SqFt	\$395.31	\$1.354 /CCF	\$0.004 /SqFt
SEWER	220.00 CCF			\$666.67	\$3.030 /CCF	\$0.007 /SqFt
WATER	381.00 CCF			\$1,020.52	\$2.679 /CCF	\$0.011 /SqFt
Totals:		156 MMBtu	0.002 MMBtu/SqFt	\$7,153.06		

Energy

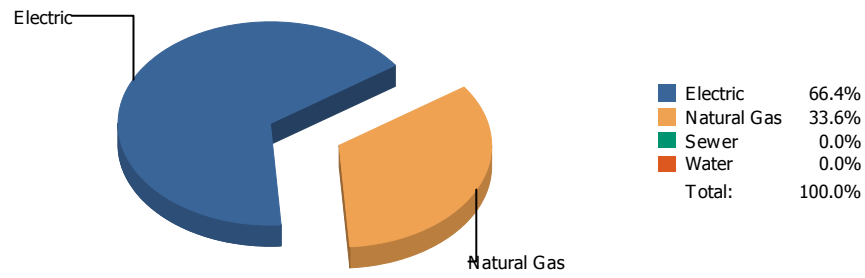


Cost

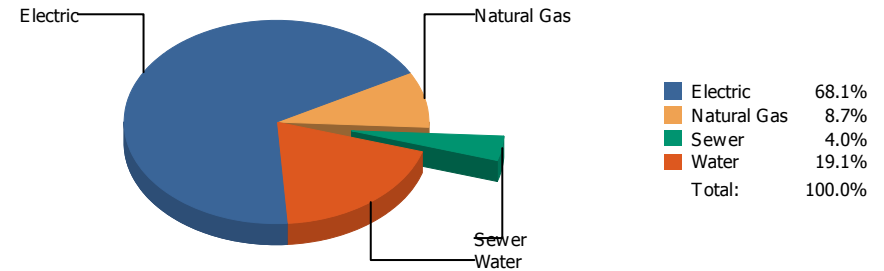


Commodity	Common Use	Energy Use	Energy Use / Area	Total Cost	Cost / Unit	Cost / Area
Place: [GUILLEN] GUILLEN 044 [BUILDING] Area: 223,773 SqFt Billing Period: Apr 2017						
ELECTRIC	83,039.00 kWh	283 MMBtu	0.001 MMBtu/SqFt	\$8,991.14	\$0.108 /kWh	\$0.040 /SqFt
NATURALGAS	1,519.00 CCF	156 MMBtu	0.001 MMBtu/SqFt	\$1,131.53	\$0.745 /CCF	\$0.005 /SqFt
SEWER	257.00 CCF			\$732.16	\$2.849 /CCF	\$0.003 /SqFt
WATER	883.00 CCF			\$2,754.14	\$3.119 /CCF	\$0.012 /SqFt
Totals:		440 MMBtu	0.002 MMBtu/SqFt	\$13,608.97		

Energy

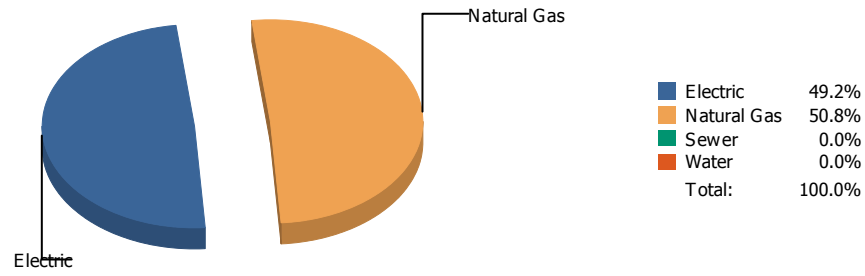


Cost

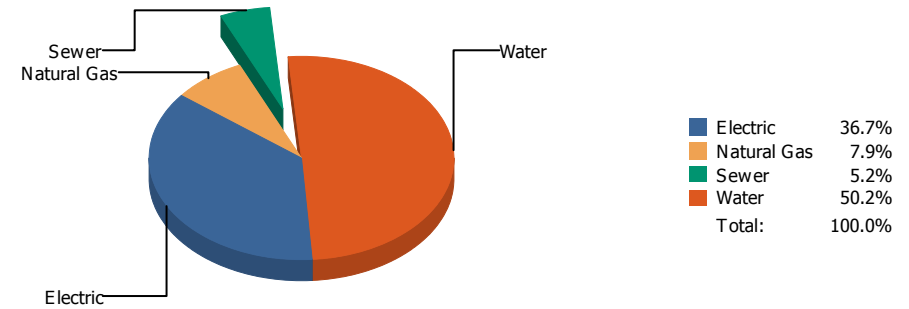


Commodity	Common Use	Energy Use	Energy Use / Area	Total Cost	Cost / Unit	Cost / Area
Place: [HART] HART 118 [BUILDING] Area: 63,357 SqFt Billing Period: Apr 2017						
ELECTRIC	52,560.00 kWh	179 MMBtu	0.003 MMBtu/SqFt	\$4,973.82	\$0.095 /kWh	\$0.079 /SqFt
NATURALGAS	880.00 CCF	91 MMBtu	0.001 MMBtu/SqFt	\$637.94	\$0.725 /CCF	\$0.010 /SqFt
SEWER	56.00 CCF			\$290.03	\$5.179 /CCF	\$0.005 /SqFt
WATER	279.00 CCF			\$1,397.76	\$5.010 /CCF	\$0.022 /SqFt
Totals:		270 MMBtu	0.004 MMBtu/SqFt	\$7,299.55		

Energy

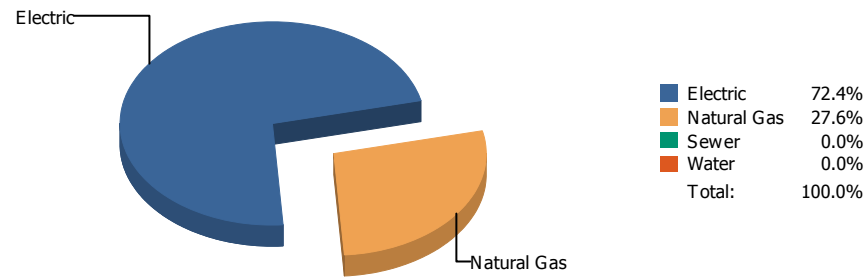


Cost

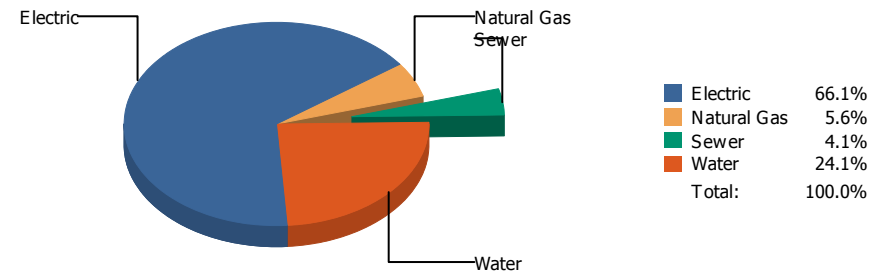


Commodity	Common Use	Energy Use	Energy Use / Area	Total Cost	Cost / Unit	Cost / Area
Place: [HAWKINS] HAWKINS 119 [BUILDING] Area: 57,207 SqFt Billing Period: Apr 2017						
ELECTRIC	23,573.00 kWh	80 MMBtu	0.001 MMBtu/SqFt	\$2,756.17	\$0.117 /kWh	\$0.048 /SqFt
NATURALGAS	805.00 CCF	83 MMBtu	0.001 MMBtu/SqFt	\$593.84	\$0.738 /CCF	\$0.010 /SqFt
SEWER	124.00 CCF			\$392.20	\$3.163 /CCF	\$0.007 /SqFt
WATER	652.00 CCF			\$3,772.63	\$5.786 /CCF	\$0.066 /SqFt
Totals:		163 MMBtu	0.003 MMBtu/SqFt	\$7,514.84		

Energy

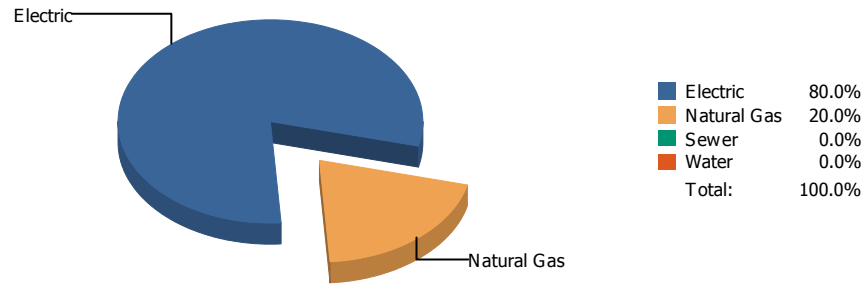


Cost

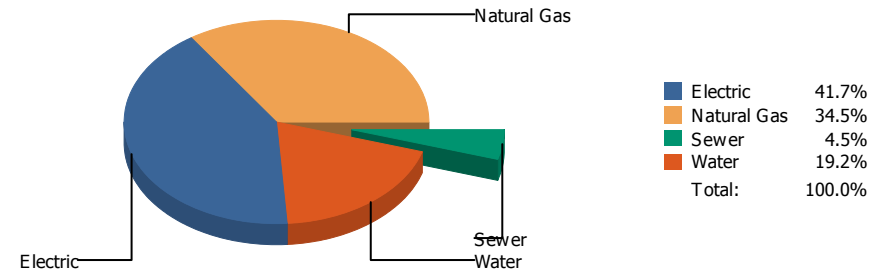


Commodity	Common Use	Energy Use	Energy Use / Area	Total Cost	Cost / Unit	Cost / Area
Place: [HENDERSO] HENDERSON 041 [BUILDING]						
Area: 145,254 SqFt						
Billing Period: Apr 2017						
ELECTRIC	44,765.00 kWh	153 MMBtu	0.001 MMBtu/SqFt	\$5,340.14	\$0.119 /kWh	\$0.037 /SqFt
NATURALGAS	565.00 CCF	58 MMBtu	0.000 MMBtu/SqFt	\$452.34	\$0.801 /CCF	\$0.003 /SqFt
SEWER	139.00 CCF			\$332.39	\$2.391 /CCF	\$0.002 /SqFt
WATER	605.00 CCF			\$1,948.45	\$3.221 /CCF	\$0.013 /SqFt
Totals:		211 MMBtu	0.001 MMBtu/SqFt	\$8,073.32		

Energy

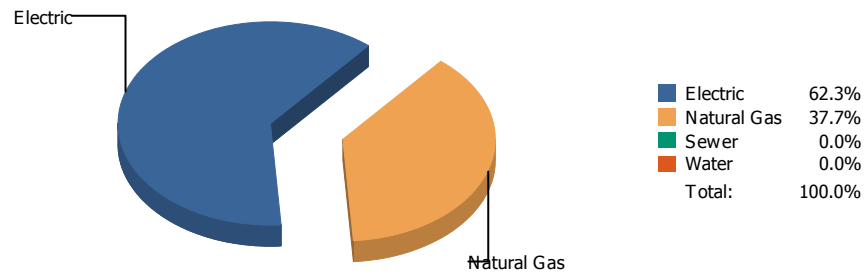


Cost

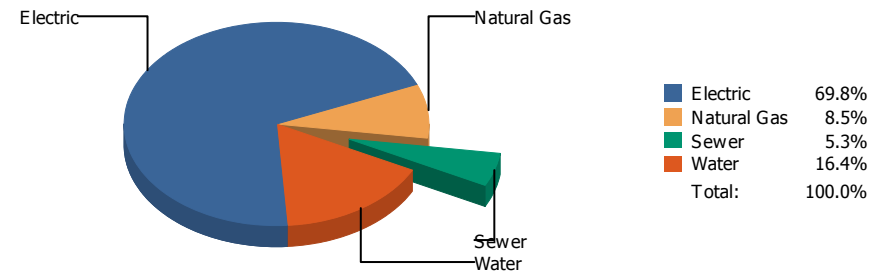


Commodity	Common Use	Energy Use	Energy Use / Area	Total Cost	Cost / Unit	Cost / Area
Place: [HERCULES] HERCULES COTTAGES 141A [BUILDING]						
Area: 10,160 SqFt						
Billing Period: Apr 2017						
ELECTRIC	4,338.00 kWh	15 MMBtu	0.001 MMBtu/SqFt	\$682.48	\$0.157 /kWh	\$0.067 /SqFt
NATURALGAS	36.00 CCF	4 MMBtu	0.000 MMBtu/SqFt	\$563.97	\$15.666 /CCF	\$0.055 /SqFt
SEWER	19.00 CCF			\$73.92	\$3.891 /CCF	\$0.007 /SqFt
WATER	80.00 CCF			\$314.43	\$3.930 /CCF	\$0.031 /SqFt
Totals:		19 MMBtu	0.002 MMBtu/SqFt	\$1,634.80		

Energy



Cost



Commodity	Common Use	Energy Use	Energy Use / Area	Total Cost	Cost / Unit	Cost / Area
Place: [HERRERA_1] HERRERA ELEMENTARY 174 [BUILDING]						
Area: 86,275 SqFt						
Billing Period: Apr 2017						
ELECTRIC	63,400.00 kWh	216 MMBtu	0.003 MMBtu/SqFt	\$7,139.01	\$0.113 /kWh	\$0.083 /SqFt
NATURALGAS	1,273.00 CCF	131 MMBtu	0.002 MMBtu/SqFt	\$869.80	\$0.683 /CCF	\$0.010 /SqFt
SEWER	139.00 CCF			\$540.07	\$3.885 /CCF	\$0.006 /SqFt
WATER	351.00 CCF			\$1,678.91	\$4.783 /CCF	\$0.019 /SqFt
Totals:		348 MMBtu	0.004 MMBtu/SqFt	\$10,227.79		

Energy

Electric



■ Electric 100.0%
Total: 100.0%

Cost

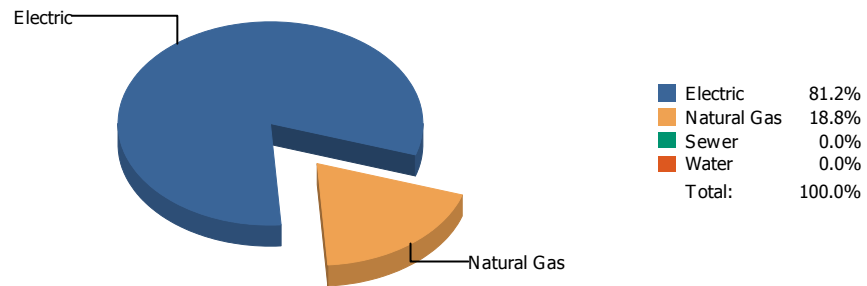
Electric



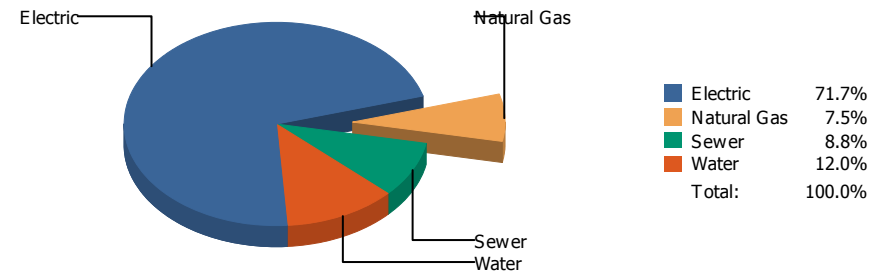
■ Electric 100.0%
Total: 100.0%

Commodity	Common Use	Energy Use	Energy Use / Area	Total Cost	Cost / Unit	Cost / Area
Place: [HIGHLAND] HIGHLAND/ANNEX 120 [BUILDING]						
Area: 33,705 SqFt						
Billing Period: Apr 2017						
ELECTRIC	13,400.00 kWh	46 MMBtu	0.001 MMBtu/SqFt	\$1,854.88	\$0.138 /kWh	\$0.055 /SqFt
Totals:		46 MMBtu	0.001 MMBtu/SqFt	\$1,854.88		

Energy

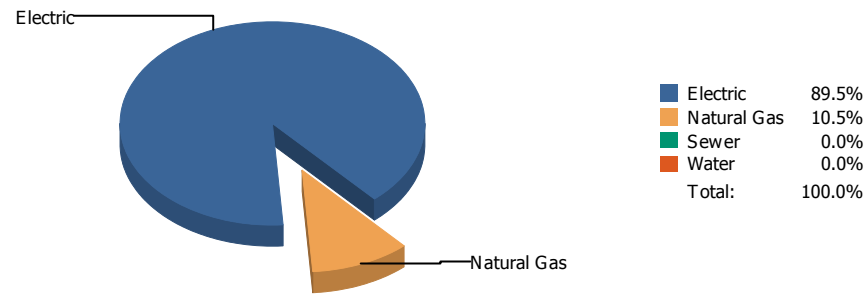


Cost

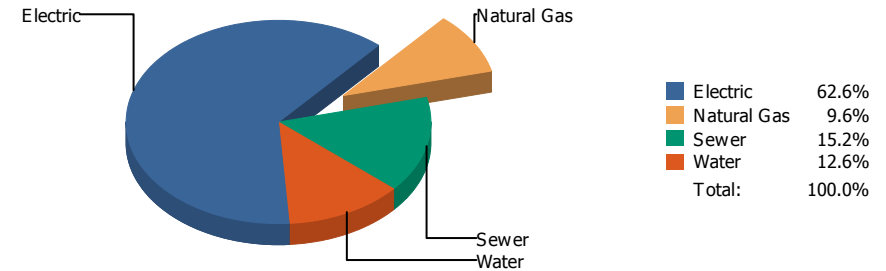


Commodity	Common Use	Energy Use	Energy Use / Area	Total Cost	Cost / Unit	Cost / Area
Place: [HILLSIDE] HILLSIDE 121 [BUILDING]						
Area: 80,656 SqFt						
Billing Period: Apr 2017						
ELECTRIC	36,179.00 kWh	123 MMBtu	0.002 MMBtu/SqFt	\$4,708.45	\$0.130 /kWh	\$0.058 /SqFt
NATURALGAS	278.00 CCF	29 MMBtu	0.000 MMBtu/SqFt	\$495.42	\$1.782 /CCF	\$0.006 /SqFt
SEWER	168.00 CCF			\$574.63	\$3.420 /CCF	\$0.007 /SqFt
WATER	245.00 CCF			\$787.45	\$3.214 /CCF	\$0.010 /SqFt
Totals:		152 MMBtu	0.002 MMBtu/SqFt	\$6,565.95		

Energy

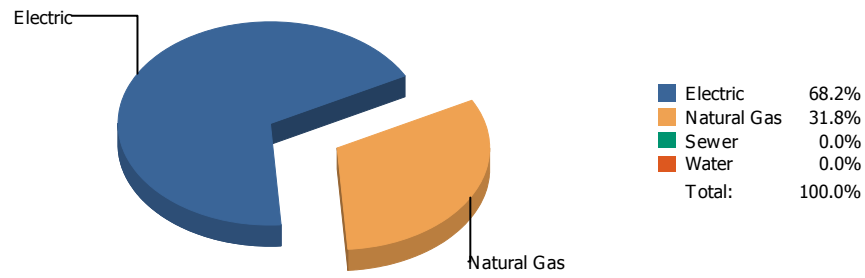


Cost

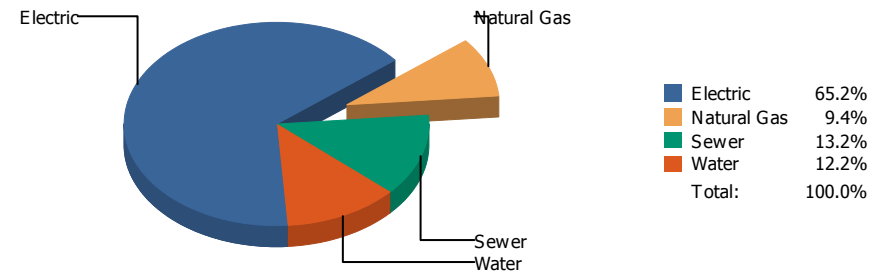


Commodity	Common Use	Energy Use	Energy Use / Area	Total Cost	Cost / Unit	Cost / Area
Place: [HOUSTON] HOUSTON 122 [BUILDING] Area: 84,178 SqFt Billing Period: Apr 2017						
ELECTRIC	21,600.00 kWh	74 MMBtu	0.001 MMBtu/SqFt	\$2,449.81	\$0.113 /kWh	\$0.029 /SqFt
NATURALGAS	84.00 CCF	9 MMBtu	0.000 MMBtu/SqFt	\$375.94	\$4.475 /CCF	\$0.004 /SqFt
SEWER	172.00 CCF			\$595.73	\$3.464 /CCF	\$0.007 /SqFt
WATER	162.00 CCF			\$492.97	\$3.043 /CCF	\$0.006 /SqFt
Totals:		82 MMBtu	0.001 MMBtu/SqFt	\$3,914.45		

Energy

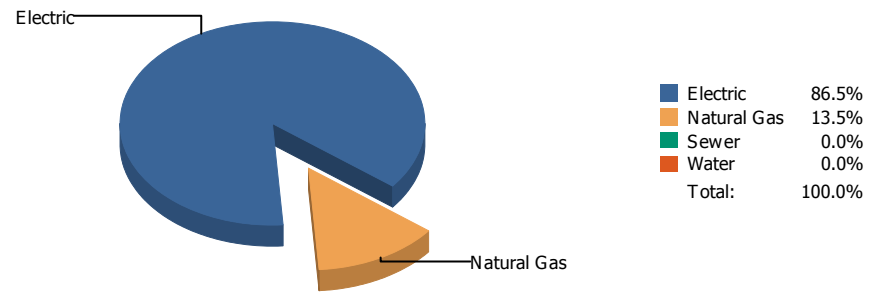


Cost

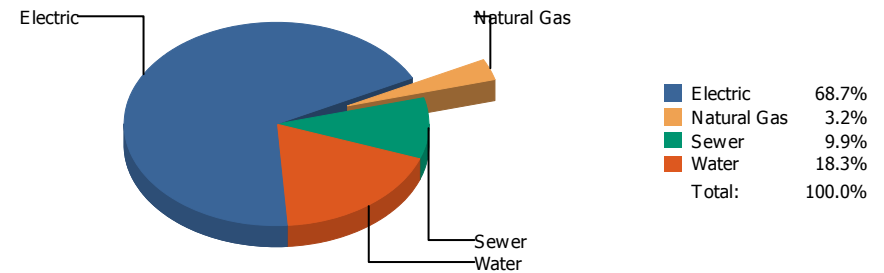


Commodity	Common Use	Energy Use	Energy Use / Area	Total Cost	Cost / Unit	Cost / Area
Place: [HUGHEY] HUGHEY 123 [BUILDING] Area: 74,815 SqFt Billing Period: Apr 2017						
ELECTRIC	34,974.00 kWh	119 MMBtu	0.002 MMBtu/SqFt	\$4,535.88	\$0.130 /kWh	\$0.060 /SqFt
NATURALGAS	540.00 CCF	56 MMBtu	0.001 MMBtu/SqFt	\$655.61	\$1.214 /CCF	\$0.009 /SqFt
SEWER	314.00 CCF			\$919.41	\$2.928 /CCF	\$0.012 /SqFt
WATER	209.00 CCF			\$846.09	\$4.048 /CCF	\$0.011 /SqFt
Totals:		175 MMBtu	0.002 MMBtu/SqFt	\$6,956.99		

Energy

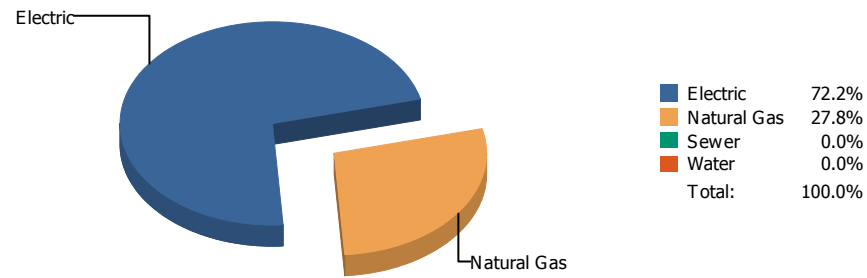


Cost

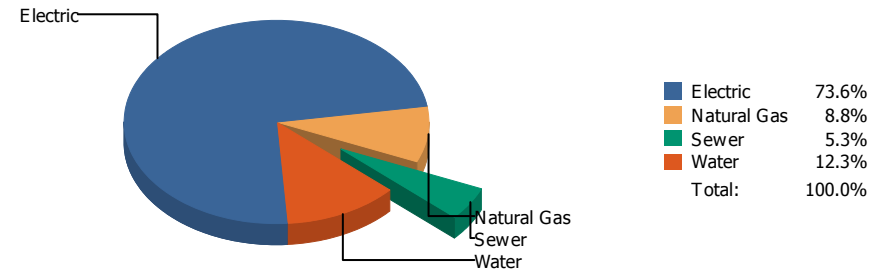


Commodity	Common Use	Energy Use	Energy Use / Area	Total Cost	Cost / Unit	Cost / Area
Place: [IRVIN] IRVIN 008 [BUILDING]						
Area: 303,804 SqFt						
Billing Period: Apr 2017						
ELECTRIC	108,400.00 kWh	370 MMBtu	0.001 MMBtu/SqFt	\$11,857.27	\$0.109 /kWh	\$0.039 /SqFt
NATURALGAS	559.00 CCF	58 MMBtu	0.000 MMBtu/SqFt	\$551.97	\$0.987 /CCF	\$0.002 /SqFt
SEWER	855.00 CCF			\$1,704.26	\$1.993 /CCF	\$0.006 /SqFt
WATER	1,450.00 CCF			\$3,153.89	\$2.175 /CCF	\$0.010 /SqFt
Totals:		428 MMBtu	0.001 MMBtu/SqFt	\$17,267.39		

Energy

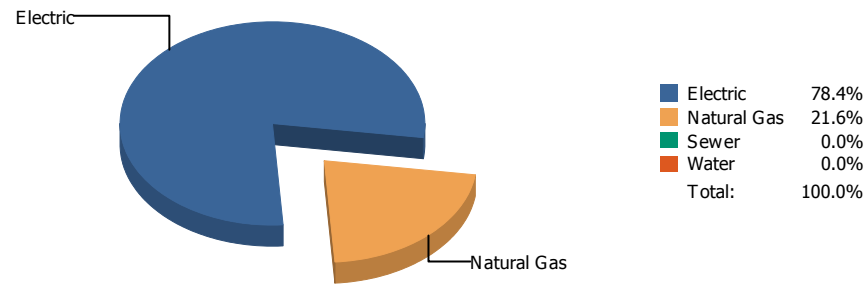


Cost

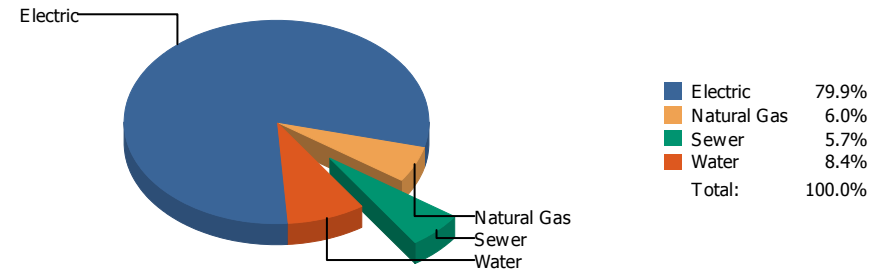


Commodity	Common Use	Energy Use	Energy Use / Area	Total Cost	Cost / Unit	Cost / Area
Place: [JEFFERSN] JEFFERSON 009 [BUILDING]						
Area: 257,708 SqFt						
Billing Period: Apr 2017						
ELECTRIC	71,085.00 kWh	243 MMBtu	0.001 MMBtu/SqFt	\$11,919.60	\$0.168 /kWh	\$0.046 /SqFt
NATURALGAS	908.00 CCF	94 MMBtu	0.000 MMBtu/SqFt	\$1,421.73	\$1.566 /CCF	\$0.005 /SqFt
SEWER	213.00 CCF			\$855.08	\$4.014 /CCF	\$0.003 /SqFt
WATER	496.00 CCF			\$1,994.53	\$4.021 /CCF	\$0.007 /SqFt
Totals:		336 MMBtu	0.001 MMBtu/SqFt	\$16,190.94		

Energy

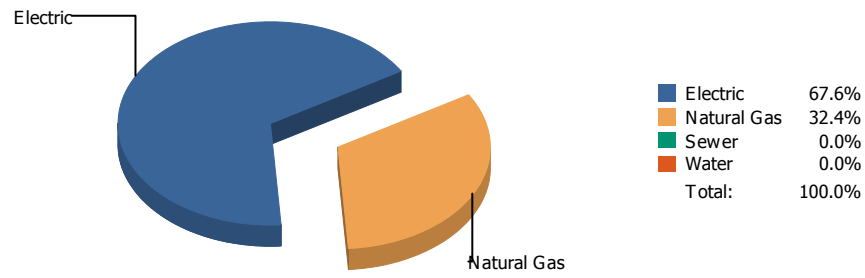


Cost

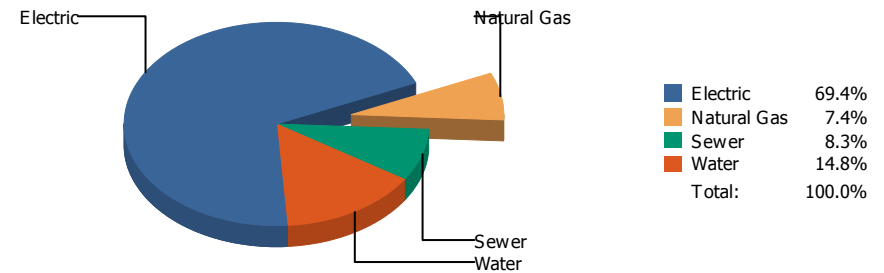


Commodity	Common Use	Energy Use	Energy Use / Area	Total Cost	Cost / Unit	Cost / Area
Place: [JOHNSON] L.B. JOHNSON 155 [BUILDING]						
Area: 87,993 SqFt						
Billing Period: Apr 2017						
ELECTRIC	54,500.00 kWh	186 MMBtu	0.002 MMBtu/SqFt	\$6,820.66	\$0.125 /kWh	\$0.077 /SqFt
NATURALGAS	498.00 CCF	51 MMBtu	0.001 MMBtu/SqFt	\$516.54	\$1.037 /CCF	\$0.006 /SqFt
SEWER	167.00 CCF			\$486.50	\$2.913 /CCF	\$0.006 /SqFt
WATER	254.00 CCF			\$715.92	\$2.819 /CCF	\$0.008 /SqFt
Totals:		237 MMBtu	0.003 MMBtu/SqFt	\$8,539.62		

Energy

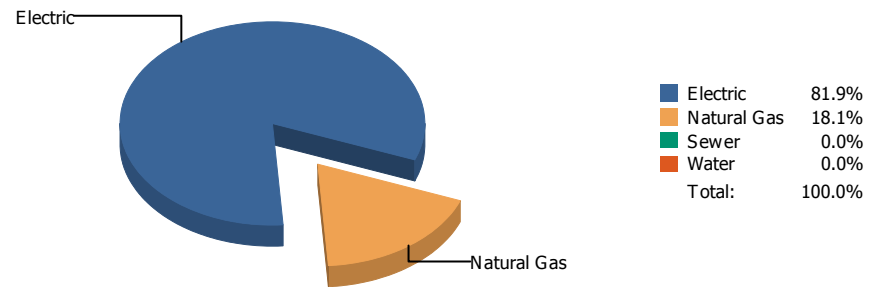


Cost

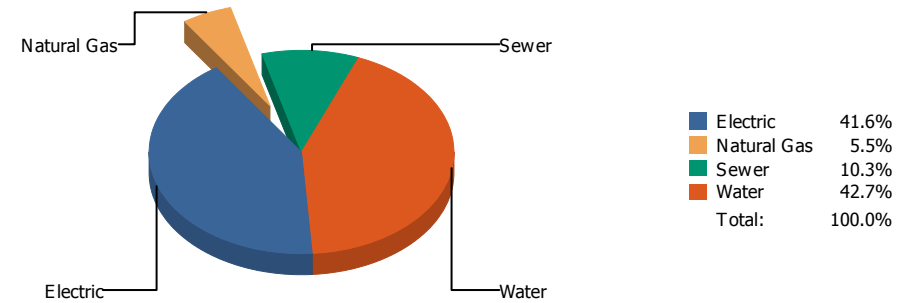


Commodity	Common Use	Energy Use	Energy Use / Area	Total Cost	Cost / Unit	Cost / Area
Place: [KOHLBERG] KOHLBERG ELEMENTARY [BUILDING]						
Area: 99,884 SqFt						
Billing Period: Apr 2017						
ELECTRIC	41,080.00 kWh	140 MMBtu	0.001 MMBtu/SqFt	\$5,703.44	\$0.139 /kWh	\$0.057 /SqFt
NATURALGAS	652.00 CCF	67 MMBtu	0.001 MMBtu/SqFt	\$608.92	\$0.934 /CCF	\$0.006 /SqFt
SEWER	240.00 CCF			\$684.35	\$2.851 /CCF	\$0.007 /SqFt
WATER	426.00 CCF			\$1,218.79	\$2.861 /CCF	\$0.012 /SqFt
Totals:		207 MMBtu	0.002 MMBtu/SqFt	\$8,215.50		

Energy

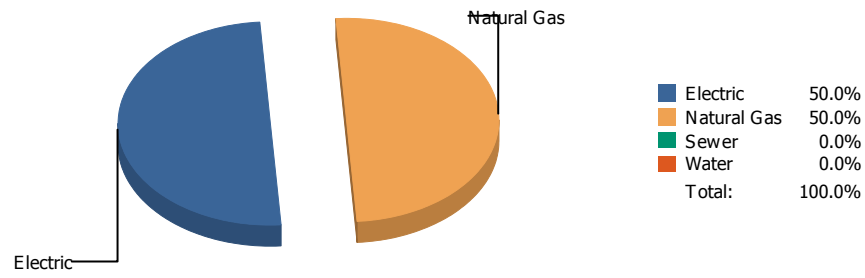


Cost

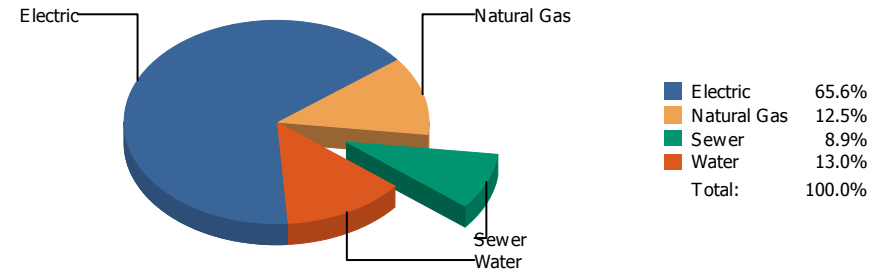


Commodity	Common Use	Energy Use	Energy Use / Area	Total Cost	Cost / Unit	Cost / Area
Place: [LAMAR] LAMAR 125 [BUILDING]						
Area: 76,252 SqFt						
Billing Period: Apr 2017						
ELECTRIC	30,000.00 kWh	102 MMBtu	0.001 MMBtu/SqFt	\$3,479.48	\$0.116 /kWh	\$0.046 /SqFt
NATURALGAS	220.00 CCF	23 MMBtu	0.000 MMBtu/SqFt	\$457.75	\$2.081 /CCF	\$0.006 /SqFt
SEWER	222.00 CCF			\$861.12	\$3.879 /CCF	\$0.011 /SqFt
WATER	829.00 CCF			\$3,571.02	\$4.308 /CCF	\$0.047 /SqFt
Totals:		125 MMBtu	0.002 MMBtu/SqFt	\$8,369.37		

Energy

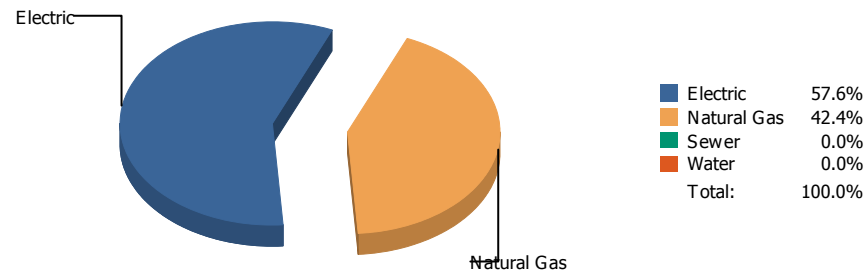


Cost

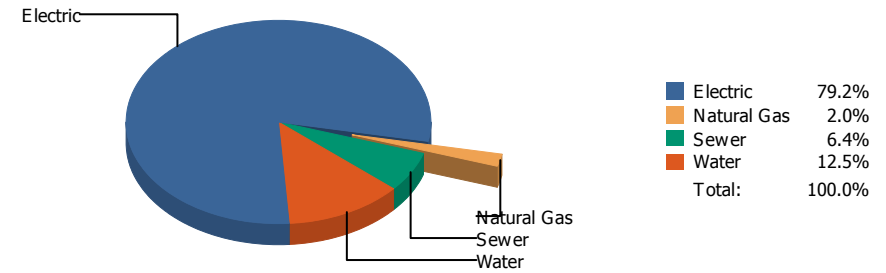


Commodity	Common Use	Energy Use	Energy Use / Area	Total Cost	Cost / Unit	Cost / Area
Place: [LEE] LEE 150 [BUILDING] Area: 78,368 SqFt Billing Period: Apr 2017						
ELECTRIC	29,010.00 kWh	99 MMBtu	0.001 MMBtu/SqFt	\$3,557.04	\$0.123 /kWh	\$0.045 /SqFt
NATURALGAS	960.00 CCF	99 MMBtu	0.001 MMBtu/SqFt	\$676.13	\$0.704 /CCF	\$0.009 /SqFt
SEWER	69.00 CCF			\$484.81	\$7.026 /CCF	\$0.006 /SqFt
WATER	132.00 CCF			\$702.56	\$5.322 /CCF	\$0.009 /SqFt
Totals:		198 MMBtu	0.003 MMBtu/SqFt	\$5,420.54		

Energy

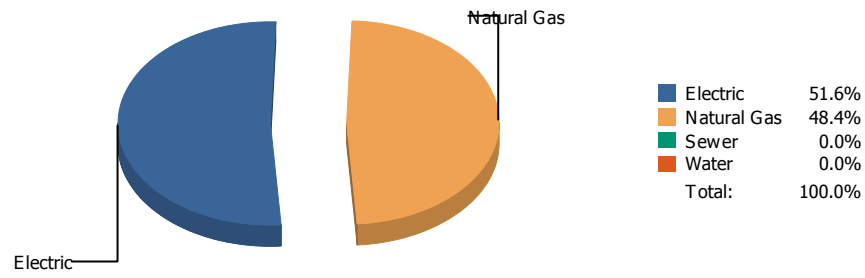


Cost

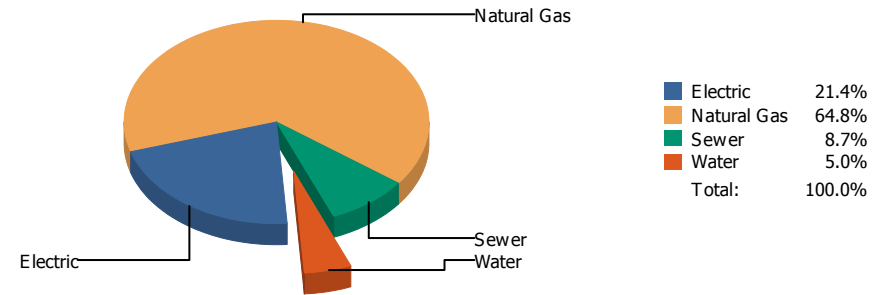


Commodity	Common Use	Energy Use	Energy Use / Area	Total Cost	Cost / Unit	Cost / Area
Place: [LINCOLN] LINCOLN 051 [BUILDING]						
Area: 163,678 SqFt						
Billing Period: Apr 2017						
ELECTRIC	14,581.00 kWh	50 MMBtu	0.000 MMBtu/SqFt	\$13,047.90	\$0.895 /kWh	\$0.080 /SqFt
NATURALGAS	356.00 CCF	37 MMBtu	0.000 MMBtu/SqFt	\$326.04	\$0.916 /CCF	\$0.002 /SqFt
SEWER	487.00 CCF			\$1,052.90	\$2.162 /CCF	\$0.006 /SqFt
WATER	862.00 CCF			\$2,052.27	\$2.381 /CCF	\$0.013 /SqFt
Totals:		86 MMBtu	0.001 MMBtu/SqFt	\$16,479.11		

Energy

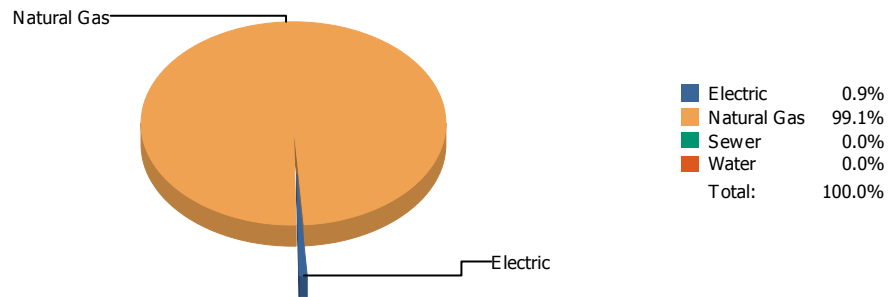


Cost

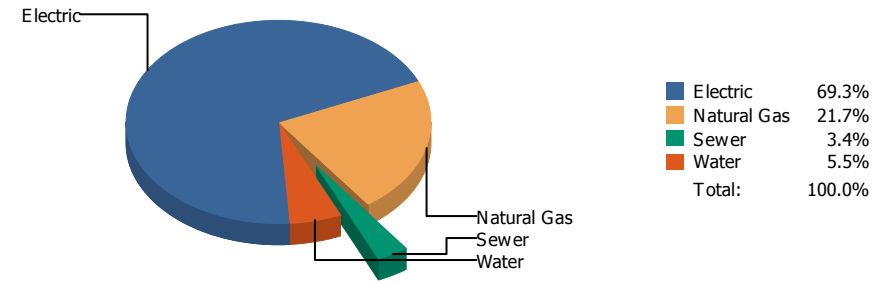


Commodity	Common Use	Energy Use	Energy Use / Area	Total Cost	Cost / Unit	Cost / Area
Place: [LIVE MAT] LIVE MATERIAL CENTER 929 [BUILDING]						
Area: 2,483 SqFt						
Billing Period: Apr 2017						
ELECTRIC	290.00 kWh	1 MMBtu	0.000 MMBtu/SqFt	\$73.54	\$0.254 /kWh	\$0.030 /SqFt
NATURALGAS	9.00 CCF	1 MMBtu	0.000 MMBtu/SqFt	\$222.43	\$24.714 /CCF	\$0.090 /SqFt
SEWER	2.00 CCF			\$29.81	\$14.905 /CCF	\$0.012 /SqFt
WATER	2.00 CCF			\$17.24	\$8.620 /CCF	\$0.007 /SqFt
Totals:		2 MMBtu	0.001 MMBtu/SqFt	\$343.02		

Energy

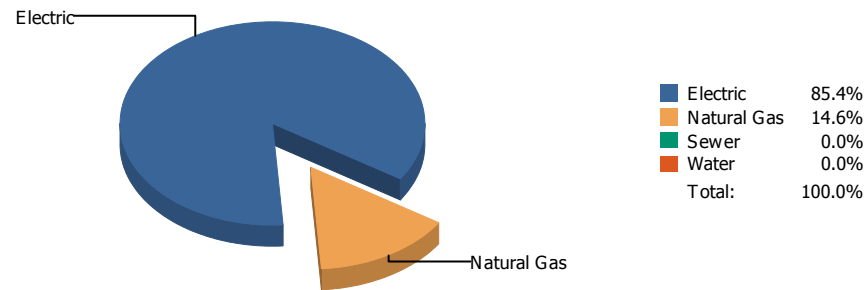


Cost

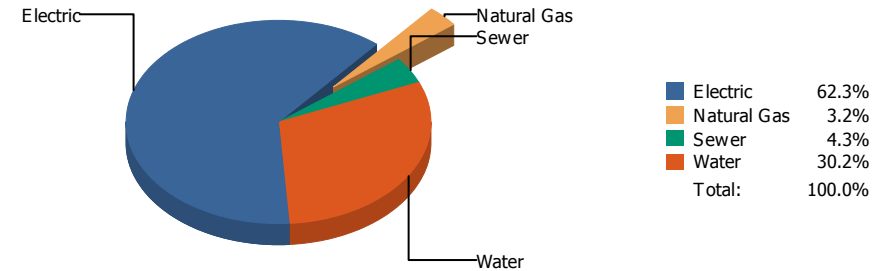


Commodity	Common Use	Energy Use	Energy Use / Area	Total Cost	Cost / Unit	Cost / Area
Place: [LOGAN] LOGAN 128 [BUILDING] Area: 72,248 SqFt Billing Period: Apr 2017						
ELECTRIC	215.00 kWh	1 MMBtu	0.000 MMBtu/SqFt	\$1,863.44	\$8.667 /kWh	\$0.026 /SqFt
NATURALGAS	802.00 CCF	83 MMBtu	0.001 MMBtu/SqFt	\$584.47	\$0.729 /CCF	\$0.008 /SqFt
SEWER	3.00 CCF			\$91.67	\$30.557 /CCF	\$0.001 /SqFt
WATER	24.00 CCF			\$147.77	\$6.157 /CCF	\$0.002 /SqFt
Totals:		83 MMBtu	0.001 MMBtu/SqFt	\$2,687.35		

Energy

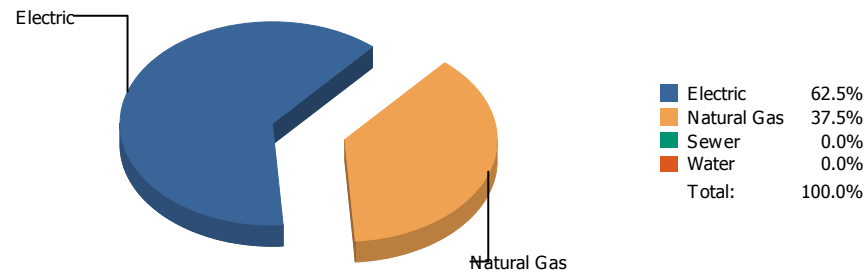


Cost

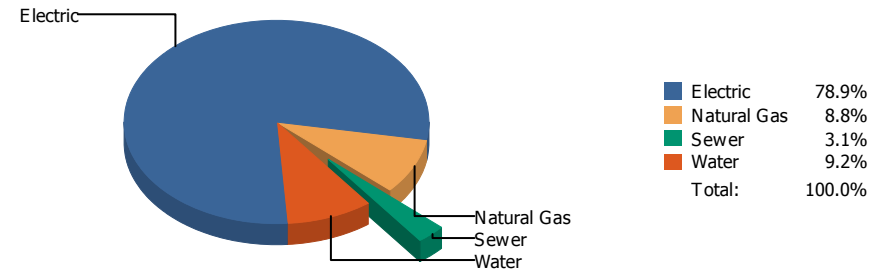


Commodity	Common Use	Energy Use	Energy Use / Area	Total Cost	Cost / Unit	Cost / Area
Place: [LUNDY_2] LUNDY 177 [BUILDING]						
Area: 112,731 SqFt						
Billing Period: Apr 2017						
ELECTRIC	49,600.00 kWh	169 MMBtu	0.002 MMBtu/SqFt	\$7,437.23	\$0.150 /kWh	\$0.066 /SqFt
NATURALGAS	281.00 CCF	29 MMBtu	0.000 MMBtu/SqFt	\$385.98	\$1.374 /CCF	\$0.003 /SqFt
SEWER	121.00 CCF			\$508.21	\$4.200 /CCF	\$0.005 /SqFt
WATER	780.00 CCF			\$3,598.48	\$4.613 /CCF	\$0.032 /SqFt
Totals:		198 MMBtu	0.002 MMBtu/SqFt	\$11,929.90		

Energy

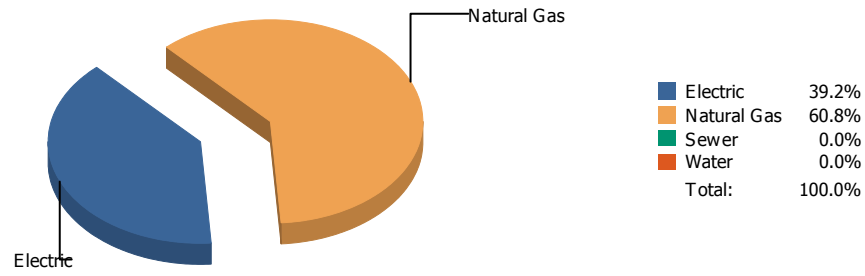


Cost

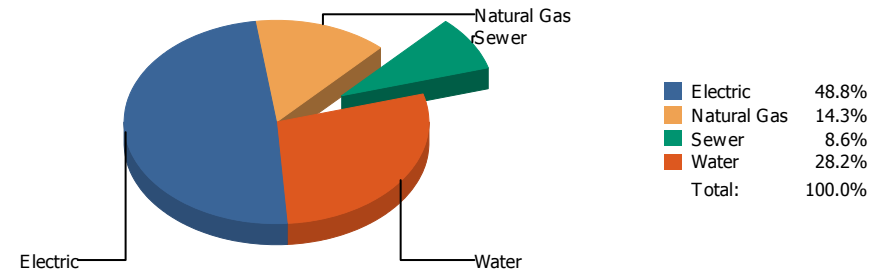


Commodity	Common Use	Energy Use	Energy Use / Area	Total Cost	Cost / Unit	Cost / Area
Place: [MAC] MACARTHUR 129 [BUILDING]						
Area: 143,341 SqFt						
Billing Period: Apr 2017						
ELECTRIC	87,640.00 kWh	299 MMBtu	0.002 MMBtu/SqFt	\$10,325.02	\$0.118 /kWh	\$0.072 /SqFt
NATURALGAS	1,743.00 CCF	180 MMBtu	0.001 MMBtu/SqFt	\$1,146.92	\$0.658 /CCF	\$0.008 /SqFt
SEWER	123.00 CCF			\$408.62	\$3.322 /CCF	\$0.003 /SqFt
WATER	280.00 CCF			\$1,205.08	\$4.304 /CCF	\$0.008 /SqFt
Totals:		479 MMBtu	0.003 MMBtu/SqFt	\$13,085.64		

Energy

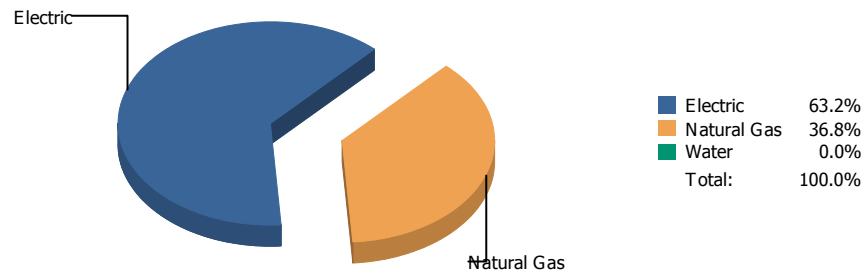


Cost

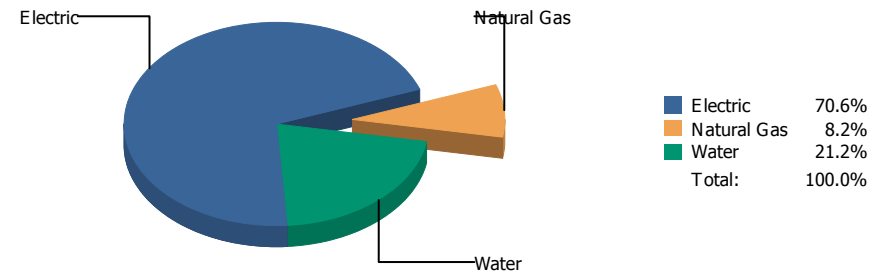


Commodity	Common Use	Energy Use	Energy Use / Area	Total Cost	Cost / Unit	Cost / Area
Place: [MAGOFFIN] MAGOFFIN 047 [BUILDING]						
Area: 76,378 SqFt						
Billing Period: Apr 2017						
ELECTRIC	18,229.00 kWh	62 MMBtu	0.001 MMBtu/SqFt	\$2,254.35	\$0.124 /kWh	\$0.029 /SqFt
NATURALGAS	937.00 CCF	97 MMBtu	0.001 MMBtu/SqFt	\$662.84	\$0.707 /CCF	\$0.009 /SqFt
SEWER	59.00 CCF			\$398.47	\$6.754 /CCF	\$0.005 /SqFt
WATER	289.00 CCF			\$1,304.53	\$4.514 /CCF	\$0.017 /SqFt
Totals:		159 MMBtu	0.002 MMBtu/SqFt	\$4,620.19		

Energy

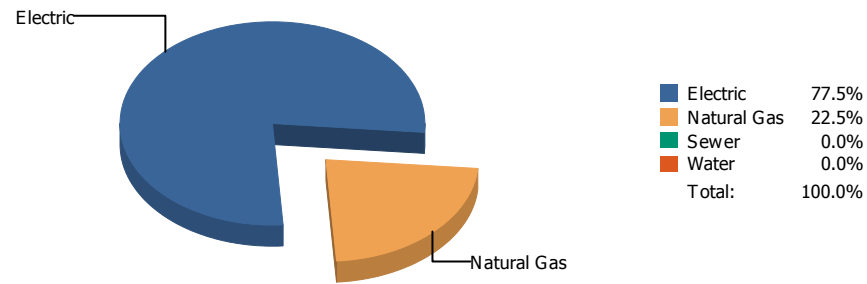


Cost

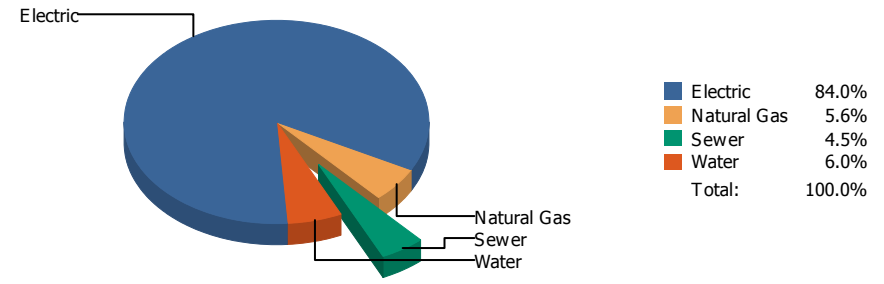


Commodity	Common Use	Energy Use	Energy Use / Area	Total Cost	Cost / Unit	Cost / Area
Place: [MAGOFFINNEWMIDDLESCHOOL] MAGOFFIN NEW MIDDLE SCHOOL [BUILDING]						
Area: 116,136 SqFt						
Billing Period: Apr 2017						
ELECTRIC	99,400.00 kWh	339 MMBtu	0.003 MMBtu/SqFt	\$10,610.83	\$0.107 /kWh	\$0.091 /SqFt
NATURALGAS	1,921.00 CCF	198 MMBtu	0.002 MMBtu/SqFt	\$1,233.63	\$0.642 /CCF	\$0.011 /SqFt
WATER	602.00 CCF			\$3,187.10	\$5.294 /CCF	\$0.027 /SqFt
Totals:		537 MMBtu	0.005 MMBtu/SqFt	\$15,031.56		

Energy

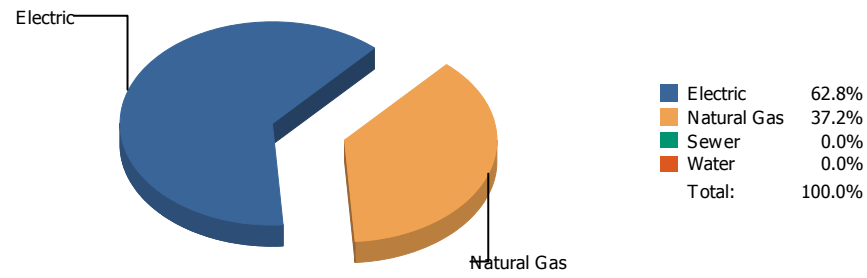


Cost

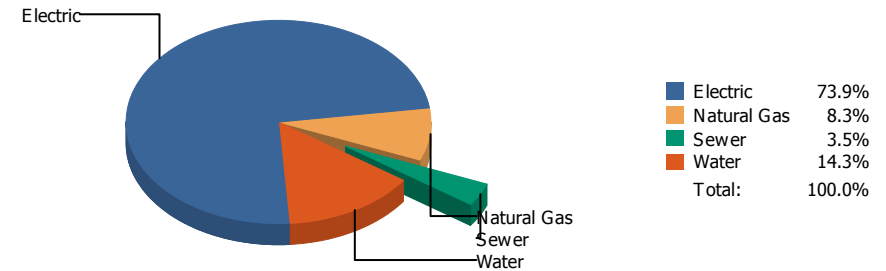


Commodity	Common Use	Energy Use	Energy Use / Area	Total Cost	Cost / Unit	Cost / Area
Place: [MAXINE] MAXINE SILVA HEALTH MAGNET 011 [BUILDING]						
Area: 80,909 SqFt						
Billing Period: Apr 2017						
ELECTRIC	69,600.00 kWh	238 MMBtu	0.003 MMBtu/SqFt	\$7,748.90	\$0.111 /kWh	\$0.096 /SqFt
NATURALGAS	671.00 CCF	69 MMBtu	0.001 MMBtu/SqFt	\$514.85	\$0.767 /CCF	\$0.006 /SqFt
SEWER	126.00 CCF			\$413.93	\$3.285 /CCF	\$0.005 /SqFt
WATER	161.00 CCF			\$550.55	\$3.420 /CCF	\$0.007 /SqFt
Totals:		307 MMBtu	0.004 MMBtu/SqFt	\$9,228.23		

Energy



Cost



Commodity	Common Use	Energy Use	Energy Use / Area	Total Cost	Cost / Unit	Cost / Area
Place: [MESITA] MESITA 130 [BUILDING]						
Area: 100,583 SqFt						
Billing Period: Apr 2017						
ELECTRIC	73,080.00 kWh	249 MMBtu	0.002 MMBtu/SqFt	\$9,381.48	\$0.128 /kWh	\$0.093 /SqFt
NATURALGAS	1,432.00 CCF	147 MMBtu	0.001 MMBtu/SqFt	\$1,059.37	\$0.740 /CCF	\$0.010 /SqFt
SEWER	86.00 CCF			\$446.26	\$5.189 /CCF	\$0.004 /SqFt
WATER	348.00 CCF			\$1,811.18	\$5.205 /CCF	\$0.018 /SqFt
Totals:		397 MMBtu	0.004 MMBtu/SqFt	\$12,698.29		

Energy

Electric

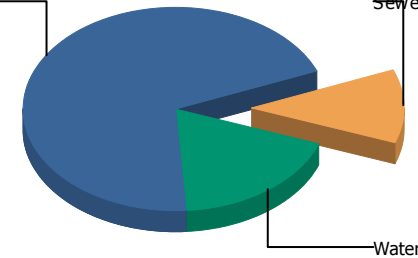


■ Electric 100.0%
 ■ Sewer 0.0%
 ■ Water 0.0%
 Total: 100.0%

Cost

Electric

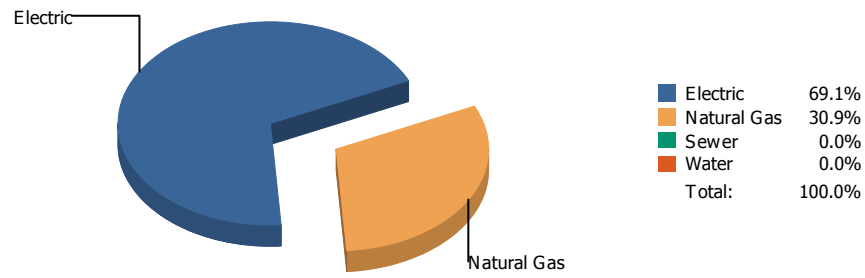
Sewer



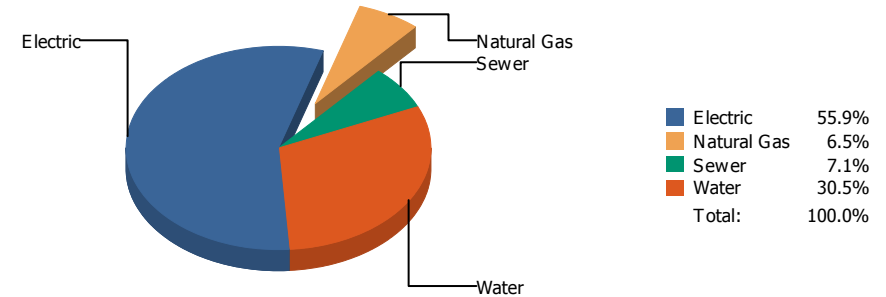
■ Electric 69.9%
 ■ Sewer 11.6%
 ■ Water 18.4%
 Total: 100.0%

Commodity	Common Use	Energy Use	Energy Use / Area	Total Cost	Cost / Unit	Cost / Area
Place: [MILAM] MILAM 131 [BUILDING] Area: 63,641 SqFt Billing Period: Apr 2017						
ELECTRIC	15,600.00 kWh	53 MMBtu	0.001 MMBtu/SqFt	\$2,109.55	\$0.135 /kWh	\$0.033 /SqFt
SEWER	90.00 CCF			\$350.21	\$3.891 /CCF	\$0.006 /SqFt
WATER	179.00 CCF			\$556.10	\$3.107 /CCF	\$0.009 /SqFt
Totals:		53 MMBtu	0.001 MMBtu/SqFt	\$3,015.86		

Energy

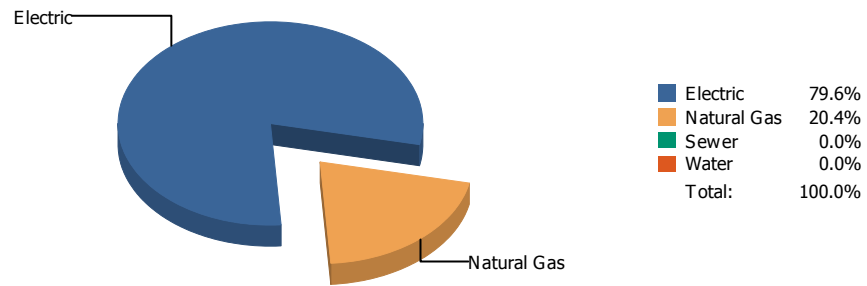


Cost

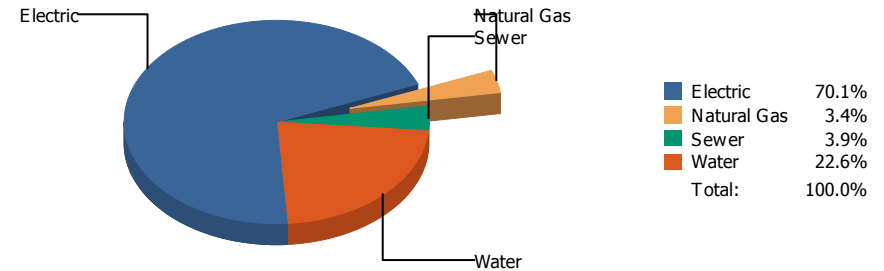


Commodity	Common Use	Energy Use	Energy Use / Area	Total Cost	Cost / Unit	Cost / Area
Place: [MOREHEAD] MOREHEAD 046 [BUILDING]						
Area: 119,353 SqFt						
Billing Period: Apr 2017						
ELECTRIC	79,313.00 kWh	271 MMBtu	0.002 MMBtu/SqFt	\$6,926.32	\$0.087 /kWh	\$0.058 /SqFt
NATURALGAS	1,176.00 CCF	121 MMBtu	0.001 MMBtu/SqFt	\$801.44	\$0.681 /CCF	\$0.007 /SqFt
SEWER	330.00 CCF			\$878.14	\$2.661 /CCF	\$0.007 /SqFt
WATER	1,484.00 CCF			\$3,785.20	\$2.551 /CCF	\$0.032 /SqFt
Totals:		392 MMBtu	0.003 MMBtu/SqFt	\$12,391.10		

Energy

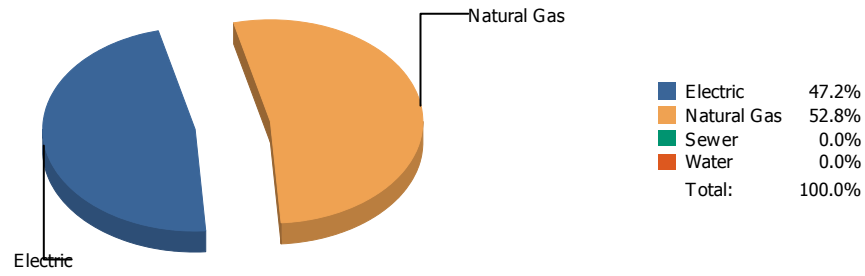


Cost

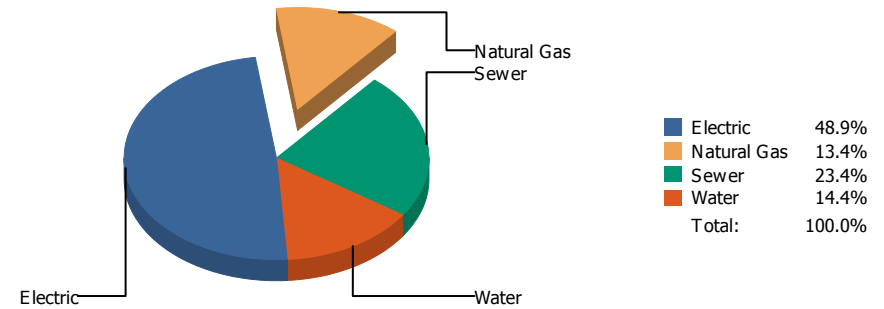


Commodity	Common Use	Energy Use	Energy Use / Area	Total Cost	Cost / Unit	Cost / Area
Place: [MOYE_2] HR MOYE [BUILDING]						
Area: 93,197 SqFt						
Billing Period: Apr 2017						
ELECTRIC	51,000.00 kWh	174 MMBtu	0.002 MMBtu/SqFt	\$7,599.88	\$0.149 /kWh	\$0.082 /SqFt
NATURALGAS	434.00 CCF	45 MMBtu	0.000 MMBtu/SqFt	\$369.41	\$0.851 /CCF	\$0.004 /SqFt
SEWER	75.00 CCF			\$426.79	\$5.691 /CCF	\$0.005 /SqFt
WATER	365.00 CCF			\$2,449.13	\$6.710 /CCF	\$0.026 /SqFt
Totals:		219 MMBtu	0.002 MMBtu/SqFt	\$10,845.21		

Energy

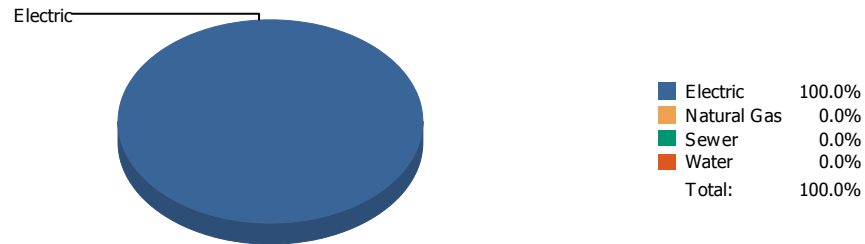


Cost

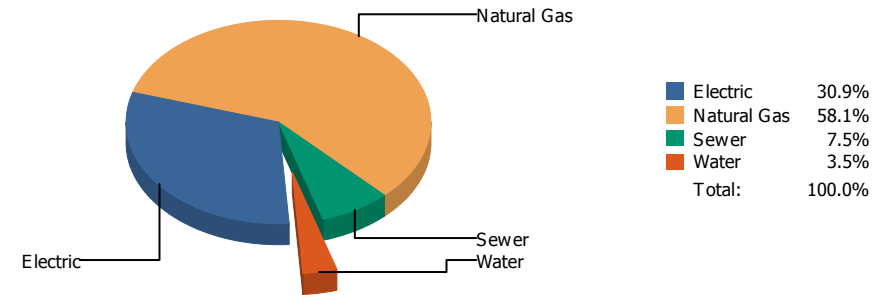


Commodity	Common Use	Energy Use	Energy Use / Area	Total Cost	Cost / Unit	Cost / Area
Place: [MULTI-MEDIA CENTER] MULTI-MEDIA CENTER [BUILDING]						
Area: 27,633 SqFt						
Billing Period: Apr 2017						
ELECTRIC	8,893.00 kWh	30 MMBtu	0.001 MMBtu/SqFt	\$1,132.57	\$0.127 /kWh	\$0.041 /SqFt
NATURALGAS	329.00 CCF	34 MMBtu	0.001 MMBtu/SqFt	\$309.51	\$0.941 /CCF	\$0.011 /SqFt
SEWER	257.00 CCF			\$541.25	\$2.106 /CCF	\$0.020 /SqFt
WATER	117.00 CCF			\$332.84	\$2.845 /CCF	\$0.012 /SqFt
Totals:		64 MMBtu	0.002 MMBtu/SqFt	\$2,316.17		

Energy

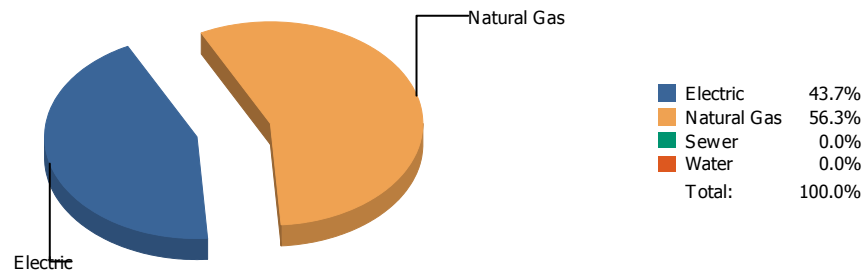


Cost

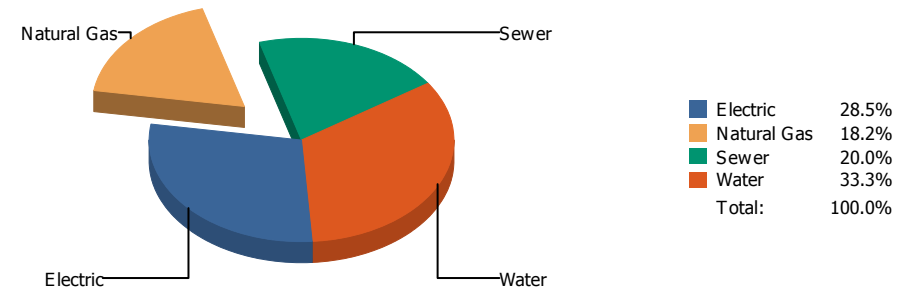


Commodity	Common Use	Energy Use	Energy Use / Area	Total Cost	Cost / Unit	Cost / Area
Place: [NE AREA OFFICES] N.E. AREA OFFICES 882 [BUILDING] Area: 7,328 SqFt Billing Period: Apr 2017						
ELECTRIC	1,720.00 kWh	6 MMBtu	0.001 MMBtu/SqFt	\$230.66	\$0.134 /kWh	\$0.031 /SqFt
NATURALGAS	0.00 CCF	0 MMBtu	0.000 MMBtu/SqFt	\$433.88	\$0.000 /CCF	\$0.059 /SqFt
SEWER	1.00 CCF			\$56.08	\$56.080 /CCF	\$0.008 /SqFt
WATER	0.00 CCF			\$26.52	\$0.000 /CCF	\$0.004 /SqFt
Totals:		6 MMBtu	0.001 MMBtu/SqFt	\$747.14		

Energy

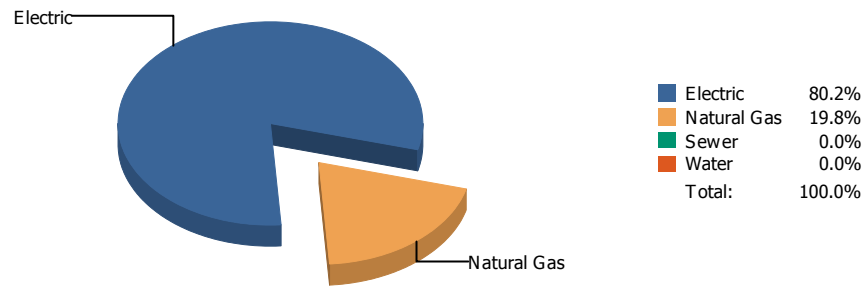


Cost

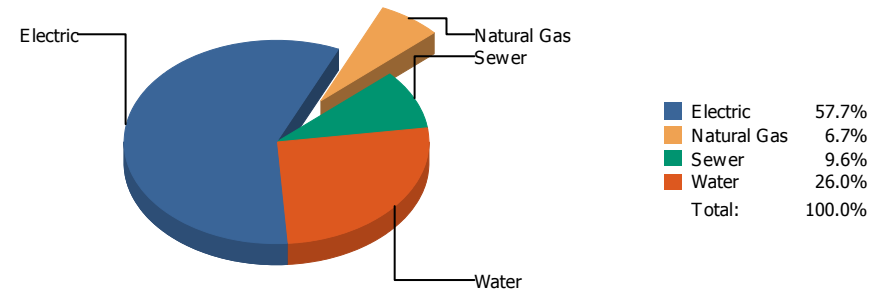


Commodity	Common Use	Energy Use	Energy Use / Area	Total Cost	Cost / Unit	Cost / Area
Place: [NE TRANSPORTATION] N.E. TRANSPORTATION 826 [BUILDING]						
Area: 5,995 SqFt						
Billing Period: Apr 2017						
ELECTRIC	5,461.00 kWh	19 MMBtu	0.003 MMBtu/SqFt	\$559.97	\$0.103 /kWh	\$0.093 /SqFt
NATURALGAS	233.00 CCF	24 MMBtu	0.004 MMBtu/SqFt	\$357.12	\$1.533 /CCF	\$0.059 /SqFt
SEWER	56.00 CCF			\$393.16	\$7.021 /CCF	\$0.066 /SqFt
WATER	173.00 CCF			\$653.64	\$3.778 /CCF	\$0.109 /SqFt
Totals:		43 MMBtu	0.007 MMBtu/SqFt	\$1,963.89		

Energy

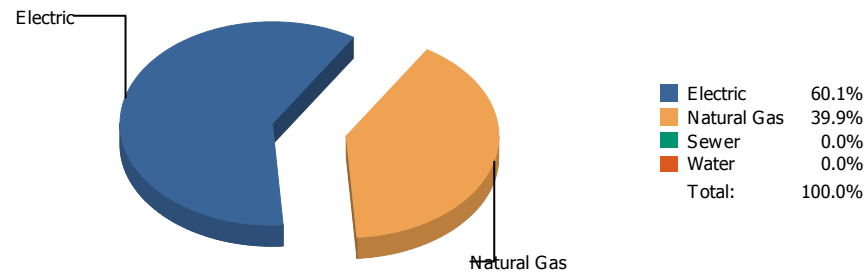


Cost

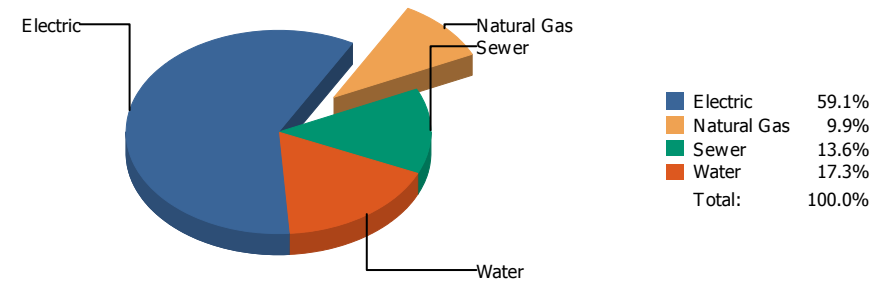


Commodity	Common Use	Energy Use	Energy Use / Area	Total Cost	Cost / Unit	Cost / Area
Place: [NEWMAN] NEWMAN ELEMENTARY 133 [BUILDING]						
Area: 73,291 SqFt						
Billing Period: Apr 2017						
ELECTRIC	27,185.00 kWh	93 MMBtu	0.001 MMBtu/SqFt	\$3,966.92	\$0.146 /kWh	\$0.054 /SqFt
NATURALGAS	222.00 CCF	23 MMBtu	0.000 MMBtu/SqFt	\$458.94	\$2.067 /CCF	\$0.006 /SqFt
SEWER	287.00 CCF			\$662.99	\$2.310 /CCF	\$0.009 /SqFt
WATER	612.00 CCF			\$1,790.58	\$2.926 /CCF	\$0.024 /SqFt
Totals:		116 MMBtu	0.002 MMBtu/SqFt	\$6,879.43		

Energy

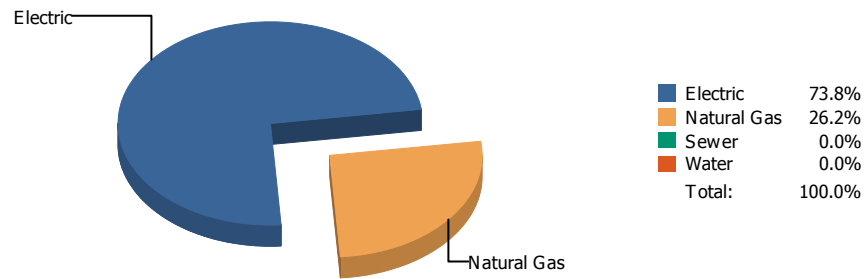


Cost

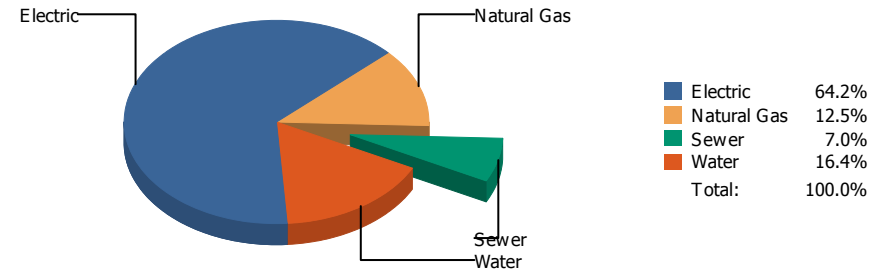


Commodity	Common Use	Energy Use	Energy Use / Area	Total Cost	Cost / Unit	Cost / Area
Place: [NIXON] L.A. NIXON 161 [BUILDING] Area: 76,873 SqFt Billing Period: Apr 2017						
ELECTRIC	37,240.00 kWh	127 MMBtu	0.002 MMBtu/SqFt	\$4,172.59	\$0.112 /kWh	\$0.054 /SqFt
NATURALGAS	818.00 CCF	84 MMBtu	0.001 MMBtu/SqFt	\$702.24	\$0.858 /CCF	\$0.009 /SqFt
SEWER	343.00 CCF			\$960.10	\$2.799 /CCF	\$0.012 /SqFt
WATER	431.00 CCF			\$1,224.50	\$2.841 /CCF	\$0.016 /SqFt
Totals:		211 MMBtu	0.003 MMBtu/SqFt	\$7,059.43		

Energy

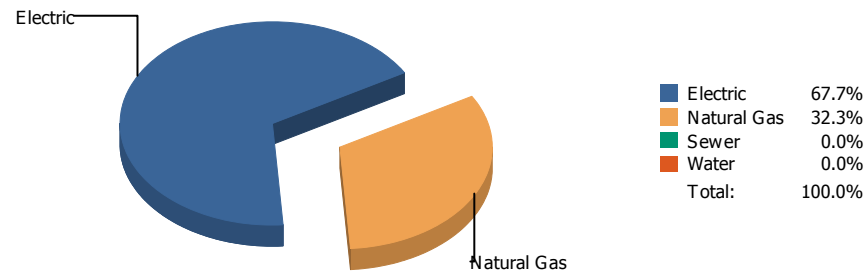


Cost

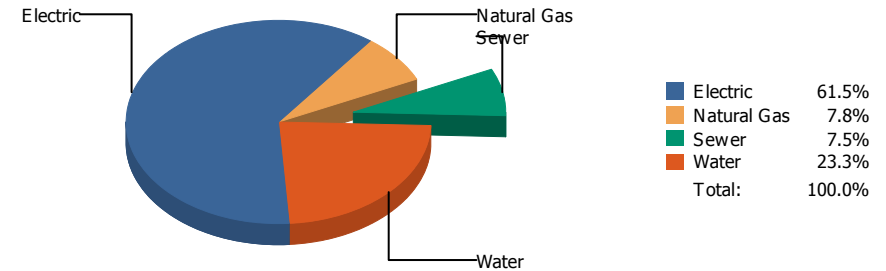


Commodity	Common Use	Energy Use	Energy Use / Area	Total Cost	Cost / Unit	Cost / Area
Place: [OCC. CTR] OCCUPATIONAL CTR. [BUILDING]						
Area: 11,845 SqFt						
Billing Period: Apr 2017						
ELECTRIC	4,600.00 kWh	16 MMBtu	0.001 MMBtu/SqFt	\$727.79	\$0.158 /kWh	\$0.061 /SqFt
NATURALGAS	54.00 CCF	6 MMBtu	0.000 MMBtu/SqFt	\$141.45	\$2.619 /CCF	\$0.012 /SqFt
SEWER	6.00 CCF			\$79.26	\$13.210 /CCF	\$0.007 /SqFt
WATER	23.00 CCF			\$185.77	\$8.077 /CCF	\$0.016 /SqFt
Totals:		21 MMBtu	0.002 MMBtu/SqFt	\$1,134.27		

Energy

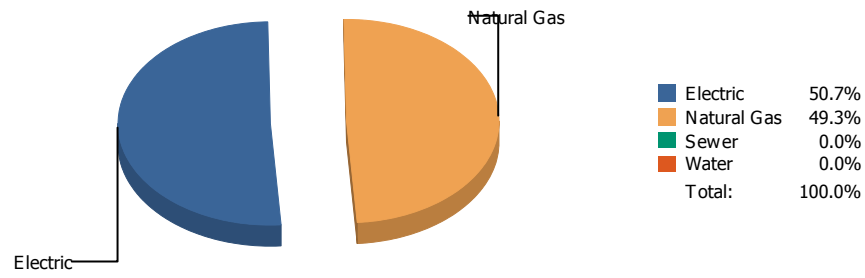


Cost

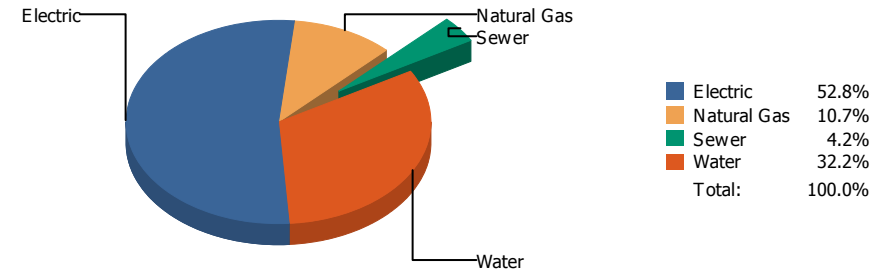


Commodity	Common Use	Energy Use	Energy Use / Area	Total Cost	Cost / Unit	Cost / Area
Place: [PARK] PARK 134 [BUILDING] Area: 63,609 SqFt Billing Period: Apr 2017						
ELECTRIC	30,752.00 kWh	105 MMBtu	0.002 MMBtu/SqFt	\$4,028.46	\$0.131 /kWh	\$0.063 /SqFt
NATURALGAS	487.00 CCF	50 MMBtu	0.001 MMBtu/SqFt	\$510.05	\$1.047 /CCF	\$0.008 /SqFt
SEWER	140.00 CCF			\$489.16	\$3.494 /CCF	\$0.008 /SqFt
WATER	410.00 CCF			\$1,524.38	\$3.718 /CCF	\$0.024 /SqFt
Totals:		155 MMBtu	0.002 MMBtu/SqFt	\$6,552.05		

Energy

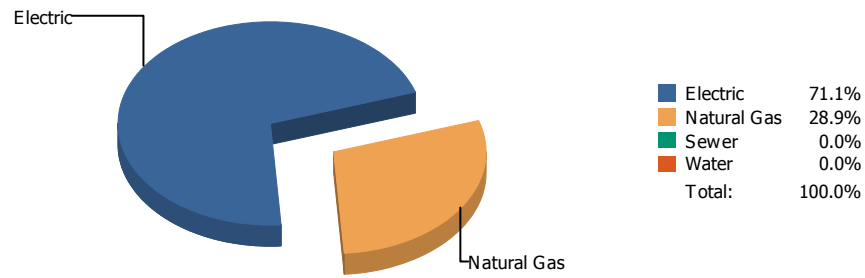


Cost

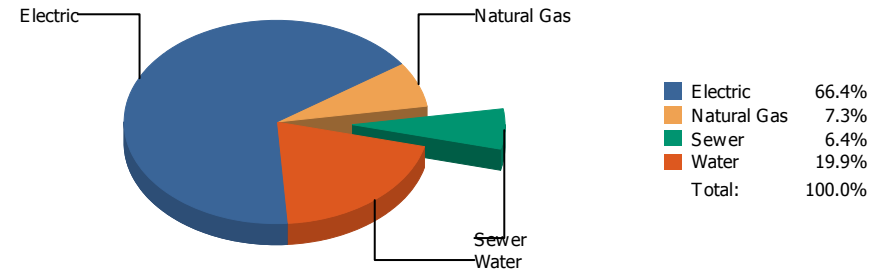


Commodity	Common Use	Energy Use	Energy Use / Area	Total Cost	Cost / Unit	Cost / Area
Place: [PAUL MORENO_1] PAUL MORENO 167 [BUILDING]						
Area: 87,824 SqFt						
Billing Period: Apr 2017						
ELECTRIC	52,200.00 kWh	178 MMBtu	0.002 MMBtu/SqFt	\$5,921.83	\$0.113 /kWh	\$0.067 /SqFt
NATURALGAS	1,680.00 CCF	173 MMBtu	0.002 MMBtu/SqFt	\$1,202.61	\$0.716 /CCF	\$0.014 /SqFt
SEWER	122.00 CCF			\$475.49	\$3.897 /CCF	\$0.005 /SqFt
WATER	608.00 CCF			\$3,608.37	\$5.935 /CCF	\$0.041 /SqFt
Totals:		351 MMBtu	0.004 MMBtu/SqFt	\$11,208.30		

Energy

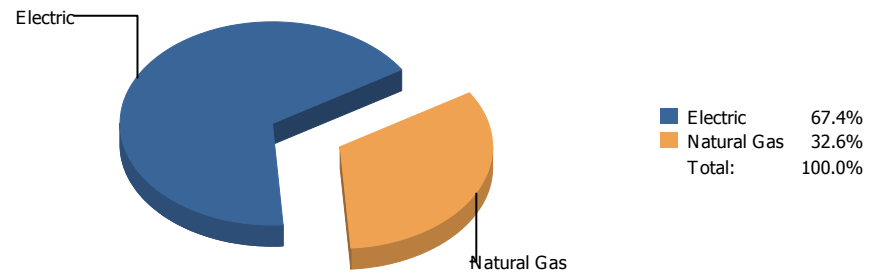


Cost

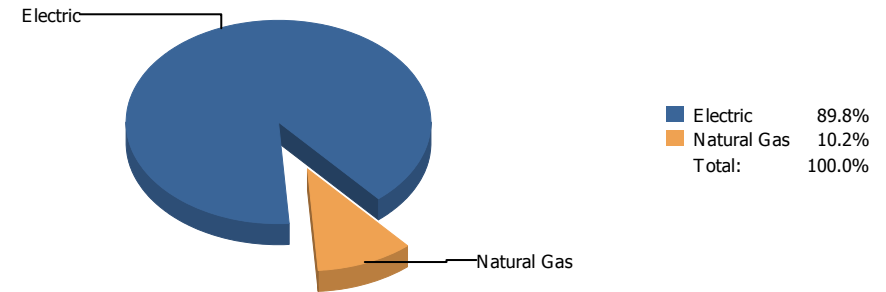


Commodity	Common Use	Energy Use	Energy Use / Area	Total Cost	Cost / Unit	Cost / Area
Place: [POLK] POLK 159 [BUILDING]						
Area: 67,321 SqFt						
Billing Period: Apr 2017						
ELECTRIC	31,840.00 kWh	109 MMBtu	0.002 MMBtu/SqFt	\$4,331.60	\$0.136 /kWh	\$0.064 /SqFt
NATURALGAS	429.00 CCF	44 MMBtu	0.001 MMBtu/SqFt	\$475.04	\$1.107 /CCF	\$0.007 /SqFt
SEWER	128.00 CCF			\$417.47	\$3.261 /CCF	\$0.006 /SqFt
WATER	355.00 CCF			\$1,295.42	\$3.649 /CCF	\$0.019 /SqFt
Totals:		153 MMBtu	0.002 MMBtu/SqFt	\$6,519.53		

Energy

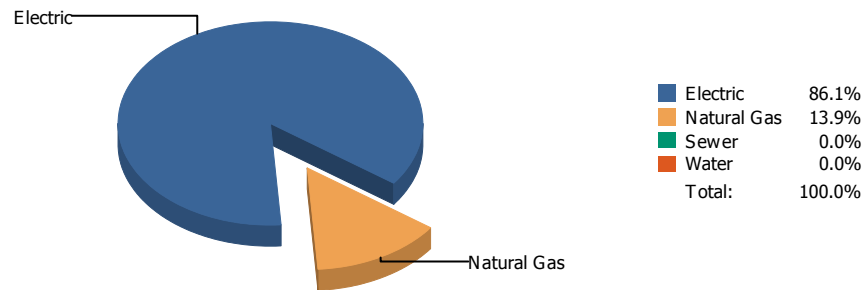


Cost

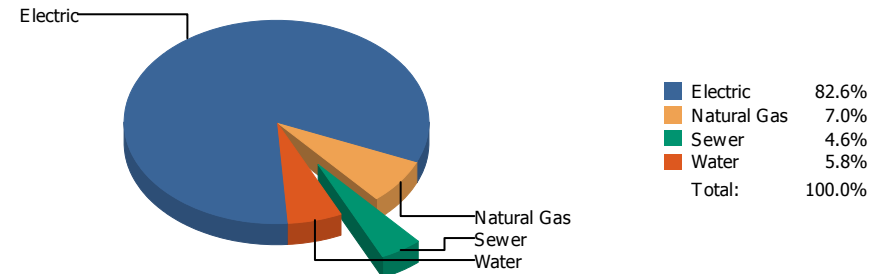


Commodity	Common Use	Energy Use	Energy Use / Area	Total Cost	Cost / Unit	Cost / Area
Place: [POWELL_2] POWELL 175 [BUILDING]						
Area: 79,770 SqFt						
Billing Period: Apr 2017						
ELECTRIC	53,040.00 kWh	181 MMBtu	0.002 MMBtu/SqFt	\$5,394.71	\$0.102 /kWh	\$0.068 /SqFt
NATURALGAS	852.00 CCF	88 MMBtu	0.001 MMBtu/SqFt	\$613.50	\$0.720 /CCF	\$0.008 /SqFt
Totals:		269 MMBtu	0.003 MMBtu/SqFt	\$6,008.21		

Energy

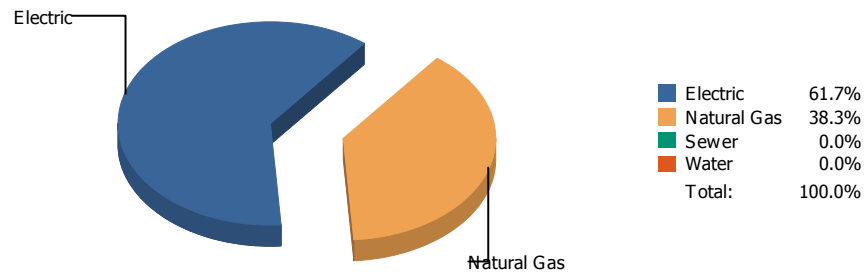


Cost

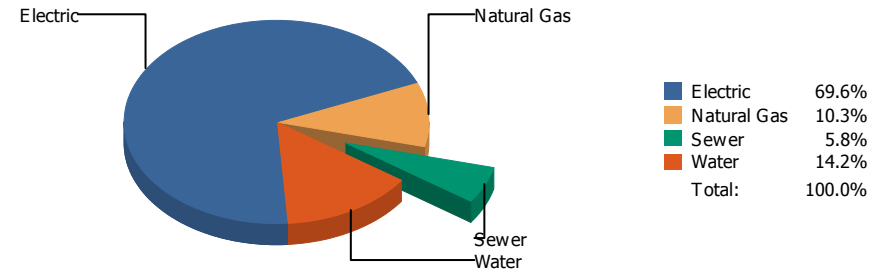


Commodity	Common Use	Energy Use	Energy Use / Area	Total Cost	Cost / Unit	Cost / Area
Place: [PROFESSIONAL DEV] EPISD PROF DEVELOPMENT CENTER931 [BUILDING]						
Area: 18,400 SqFt						
Billing Period: Apr 2017						
ELECTRIC	11,440.00 kWh	39 MMBtu	0.002 MMBtu/SqFt	\$1,718.84	\$0.150 /kWh	\$0.093 /SqFt
NATURALGAS	61.00 CCF	6 MMBtu	0.000 MMBtu/SqFt	\$145.73	\$2.389 /CCF	\$0.008 /SqFt
SEWER	15.00 CCF			\$95.19	\$6.346 /CCF	\$0.005 /SqFt
WATER	12.00 CCF			\$121.06	\$10.088 /CCF	\$0.007 /SqFt
Totals:		45 MMBtu	0.002 MMBtu/SqFt	\$2,080.82		

Energy

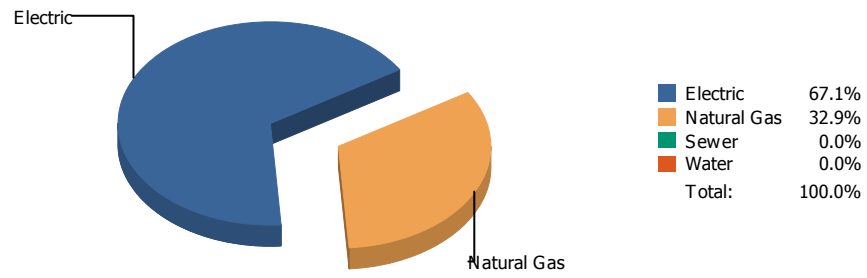


Cost

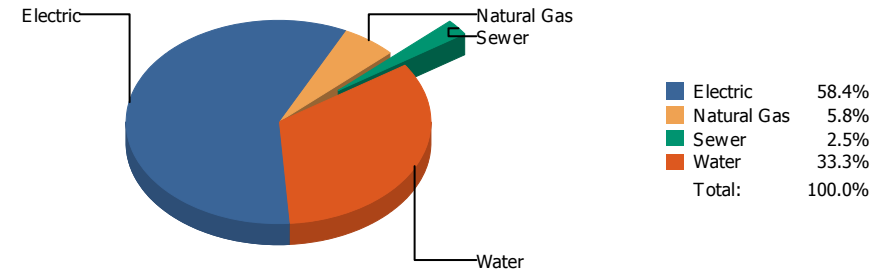


Commodity	Common Use	Energy Use	Energy Use / Area	Total Cost	Cost / Unit	Cost / Area
Place: [PUTNAM] PUTNAM 135 [BUILDING]						
Area: 61,978 SqFt						
Billing Period: Apr 2017						
ELECTRIC	31,483.00 kWh	107 MMBtu	0.002 MMBtu/SqFt	\$4,063.09	\$0.129 /kWh	\$0.065 /SqFt
NATURALGAS	648.00 CCF	67 MMBtu	0.001 MMBtu/SqFt	\$603.74	\$0.932 /CCF	\$0.010 /SqFt
SEWER	135.00 CCF			\$339.84	\$2.517 /CCF	\$0.005 /SqFt
WATER	284.00 CCF			\$828.66	\$2.918 /CCF	\$0.013 /SqFt
Totals:		174 MMBtu	0.003 MMBtu/SqFt	\$5,835.33		

Energy

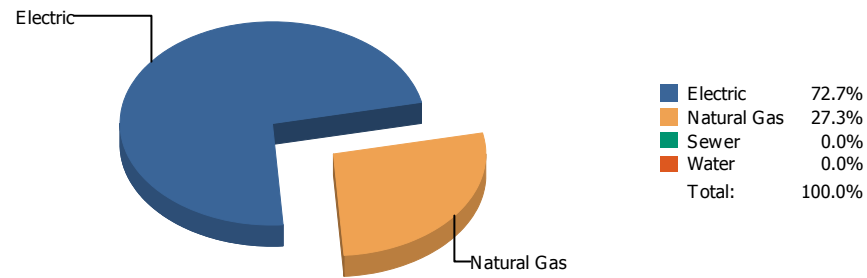


Cost

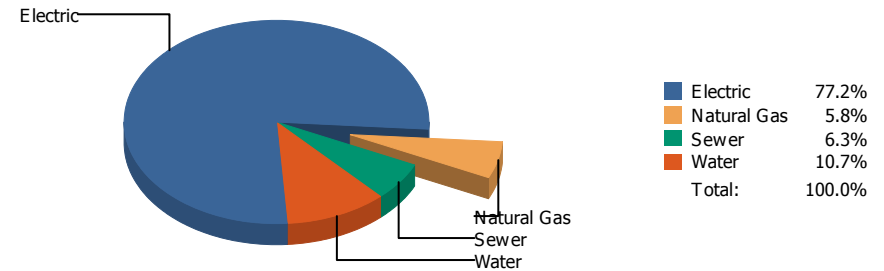


Commodity	Common Use	Energy Use	Energy Use / Area	Total Cost	Cost / Unit	Cost / Area
Place: [RICHARDS] RICHARDSON [BUILDING]						
Area: 115,872 SqFt						
Billing Period: Apr 2017						
ELECTRIC	87,900.00 kWh	300 MMBtu	0.003 MMBtu/SqFt	\$9,548.47	\$0.109 /kWh	\$0.082 /SqFt
NATURALGAS	1,426.00 CCF	147 MMBtu	0.001 MMBtu/SqFt	\$946.48	\$0.664 /CCF	\$0.008 /SqFt
SEWER	126.00 CCF			\$413.93	\$3.285 /CCF	\$0.004 /SqFt
WATER	903.00 CCF			\$5,438.97	\$6.023 /CCF	\$0.047 /SqFt
Totals:		447 MMBtu	0.004 MMBtu/SqFt	\$16,347.85		

Energy



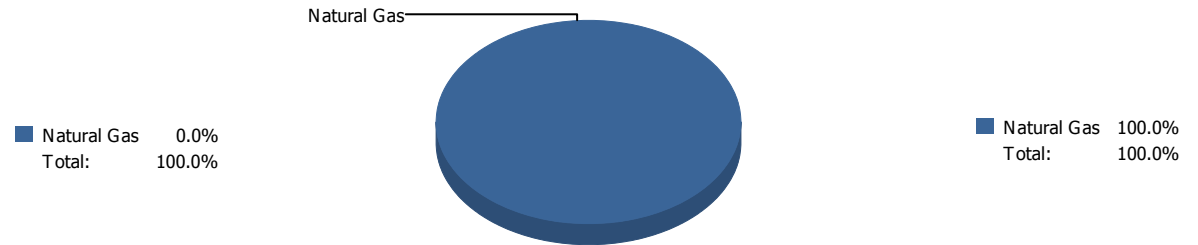
Cost



Commodity	Common Use	Energy Use	Energy Use / Area	Total Cost	Cost / Unit	Cost / Area
Place: [RIVERA] RIVERA 156 [BUILDING] Area: 77,562 SqFt Billing Period: Apr 2017						
ELECTRIC	52,502.00 kWh	179 MMBtu	0.002 MMBtu/SqFt	\$6,679.48	\$0.127 /kWh	\$0.086 /SqFt
NATURALGAS	653.00 CCF	67 MMBtu	0.001 MMBtu/SqFt	\$498.04	\$0.763 /CCF	\$0.006 /SqFt
SEWER	95.00 CCF			\$542.77	\$5.713 /CCF	\$0.007 /SqFt
WATER	203.00 CCF			\$927.31	\$4.568 /CCF	\$0.012 /SqFt
Totals:		246 MMBtu	0.003 MMBtu/SqFt	\$8,647.60		

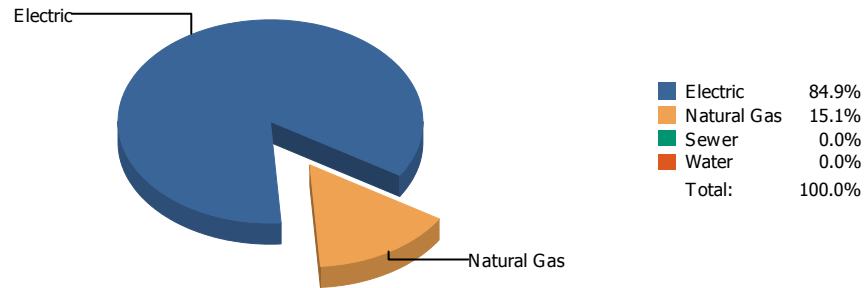
Energy

Cost

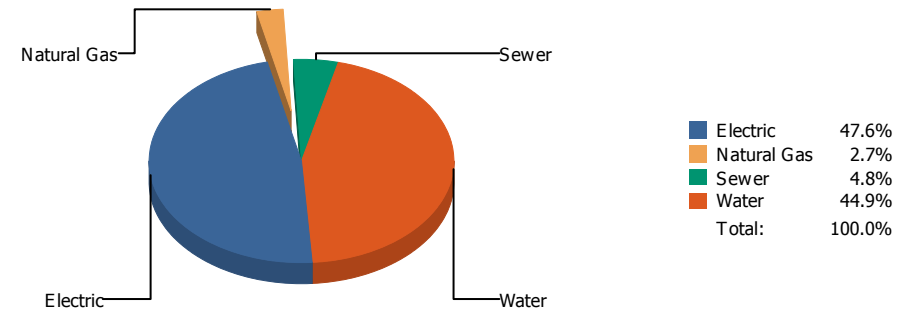


Commodity	Common Use	Energy Use	Energy Use / Area	Total Cost	Cost / Unit	Cost / Area
Place: [RIVERA ELEMENTARY] RIVERA ELEMENTARY Region [DIVISION]						
* Area Missing						
Billing Period: Apr 2017						
NATURALGAS	0.00 CCF	0 MMBtu		\$108.47	\$0.000 /CCF	
Totals:		0 MMBtu		\$108.47		

Energy

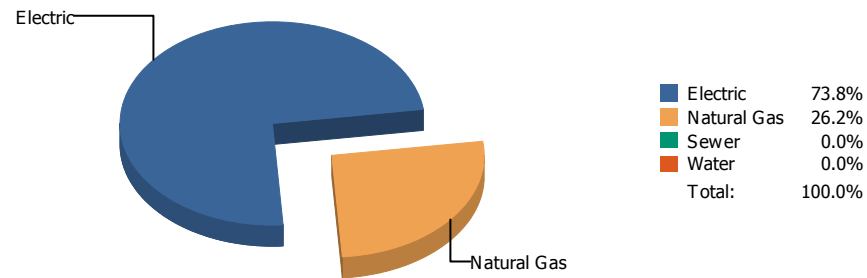


Cost

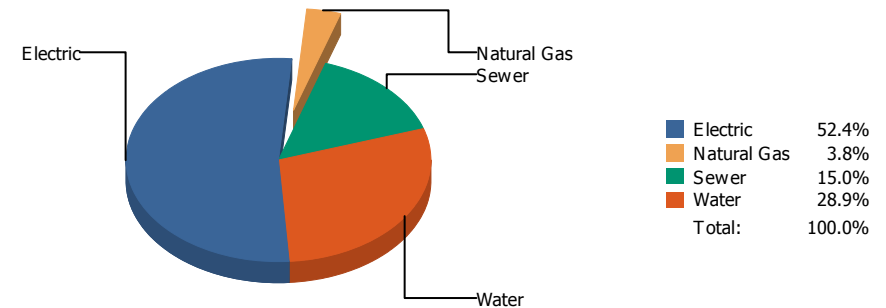


Commodity	Common Use	Energy Use	Energy Use / Area	Total Cost	Cost / Unit	Cost / Area
Place: [ROBERTS] ROBERTS 136 [BUILDING]						
Area: 81,457 SqFt						
Billing Period: Apr 2017						
ELECTRIC	38,240.00 kWh	131 MMBtu	0.002 MMBtu/SqFt	\$4,284.52	\$0.112 /kWh	\$0.053 /SqFt
NATURALGAS	225.00 CCF	23 MMBtu	0.000 MMBtu/SqFt	\$245.95	\$1.093 /CCF	\$0.003 /SqFt
SEWER	138.00 CCF			\$435.17	\$3.153 /CCF	\$0.005 /SqFt
WATER	778.00 CCF			\$4,043.58	\$5.197 /CCF	\$0.050 /SqFt
Totals:		154 MMBtu	0.002 MMBtu/SqFt	\$9,009.22		

Energy

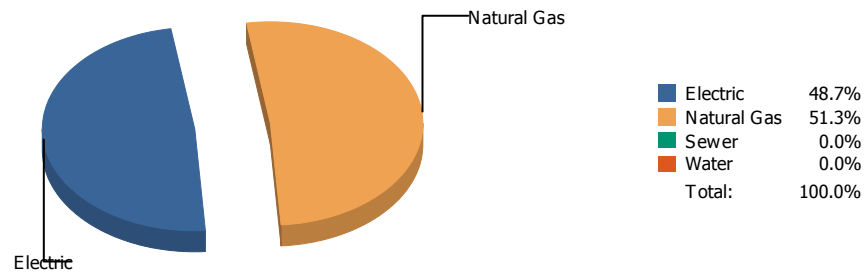


Cost

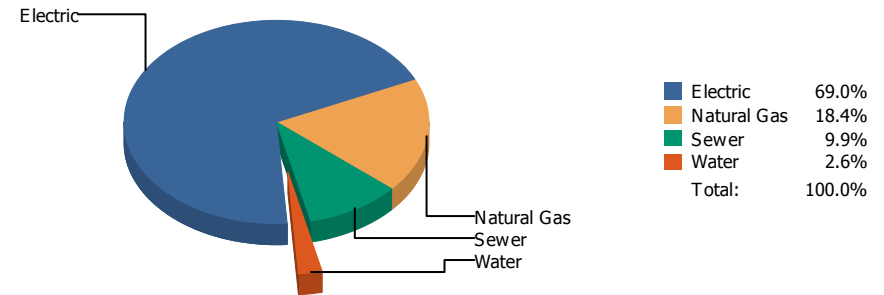


Commodity	Common Use	Energy Use	Energy Use / Area	Total Cost	Cost / Unit	Cost / Area
Place: [ROSS] ROSS 042 [BUILDING] Area: 131,497 SqFt Billing Period: Apr 2017						
ELECTRIC	49,470.00 kWh	169 MMBtu	0.001 MMBtu/SqFt	\$6,441.77	\$0.130 /kWh	\$0.049 /SqFt
NATURALGAS	581.00 CCF	60 MMBtu	0.000 MMBtu/SqFt	\$461.78	\$0.795 /CCF	\$0.004 /SqFt
SEWER	932.00 CCF			\$1,840.55	\$1.975 /CCF	\$0.014 /SqFt
WATER	1,609.00 CCF			\$3,552.50	\$2.208 /CCF	\$0.027 /SqFt
Totals:		229 MMBtu	0.002 MMBtu/SqFt	\$12,296.60		

Energy

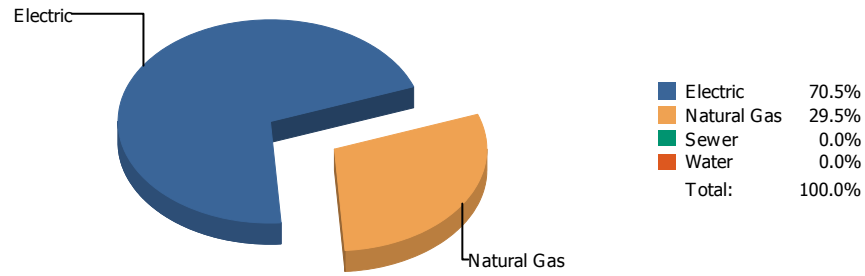


Cost

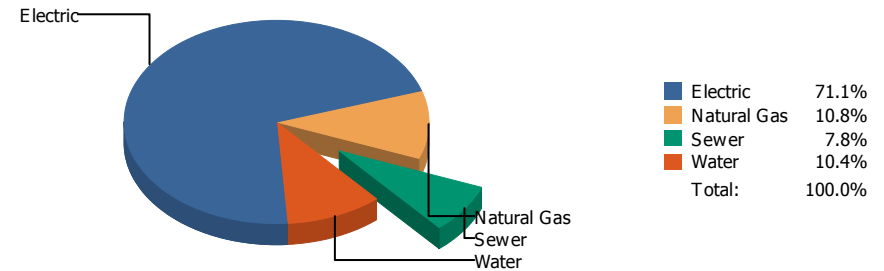


Commodity	Common Use	Energy Use	Energy Use / Area	Total Cost	Cost / Unit	Cost / Area
Place: [RUSK] RUSK 138 [BUILDING] Area: 67,240 SqFt Billing Period: Apr 2017						
ELECTRIC	25,454.00 kWh	87 MMBtu	0.001 MMBtu/SqFt	\$3,192.04	\$0.125 /kWh	\$0.047 /SqFt
NATURALGAS	889.00 CCF	92 MMBtu	0.001 MMBtu/SqFt	\$852.90	\$0.959 /CCF	\$0.013 /SqFt
SEWER	156.00 CCF			\$459.32	\$2.944 /CCF	\$0.007 /SqFt
WATER	6.00 CCF			\$118.58	\$19.763 /CCF	\$0.002 /SqFt
Totals:		178 MMBtu	0.003 MMBtu/SqFt	\$4,622.84		

Energy

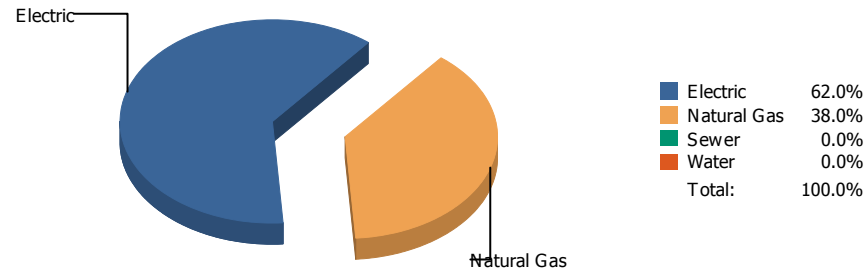


Cost

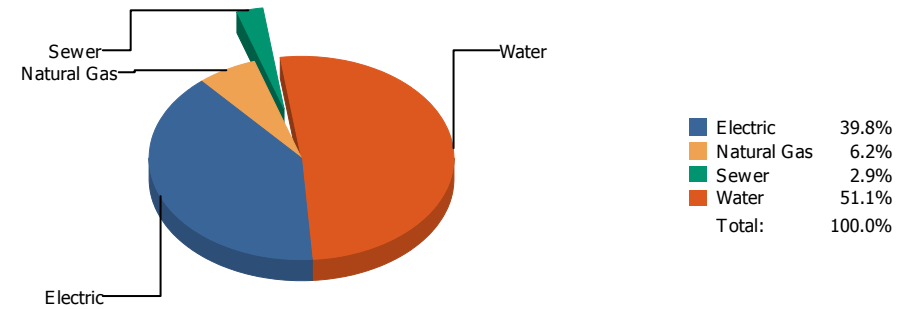


Commodity	Common Use	Energy Use	Energy Use / Area	Total Cost	Cost / Unit	Cost / Area
Place: [SAN JAC] SAN JACINTO 139 [BUILDING]						
Area: 29,589 SqFt						
Billing Period: Apr 2017						
ELECTRIC	6,500.00 kWh	22 MMBtu	0.001 MMBtu/SqFt	\$1,080.59	\$0.166 /kWh	\$0.037 /SqFt
NATURALGAS	90.00 CCF	9 MMBtu	0.000 MMBtu/SqFt	\$163.46	\$1.816 /CCF	\$0.006 /SqFt
SEWER	18.00 CCF			\$118.22	\$6.568 /CCF	\$0.004 /SqFt
WATER	29.00 CCF			\$157.72	\$5.439 /CCF	\$0.005 /SqFt
Totals:		31 MMBtu	0.001 MMBtu/SqFt	\$1,519.99		

Energy

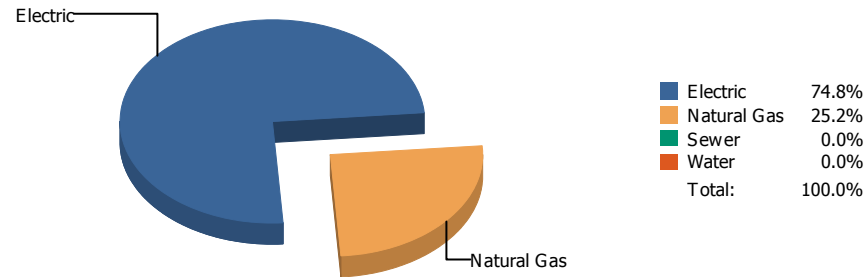


Cost

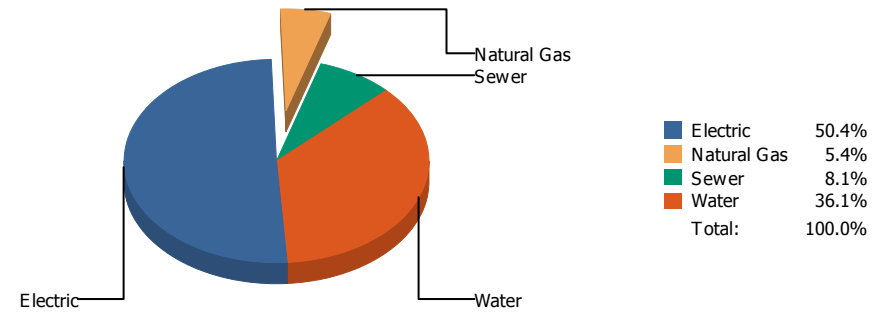


Commodity	Common Use	Energy Use	Energy Use / Area	Total Cost	Cost / Unit	Cost / Area
Place: [SCHUSTER] SCHUSTER 140 [BUILDING] Area: 34,371 SqFt Billing Period: Apr 2017						
ELECTRIC	19,125.00 kWh	65 MMBtu	0.002 MMBtu/SqFt	\$2,178.71	\$0.114 /kWh	\$0.063 /SqFt
NATURALGAS	389.00 CCF	40 MMBtu	0.001 MMBtu/SqFt	\$342.49	\$0.880 /CCF	\$0.010 /SqFt
SEWER	40.00 CCF			\$157.16	\$3.929 /CCF	\$0.005 /SqFt
WATER	483.00 CCF			\$2,802.42	\$5.802 /CCF	\$0.082 /SqFt
Totals:		105 MMBtu	0.003 MMBtu/SqFt	\$5,480.78		

Energy

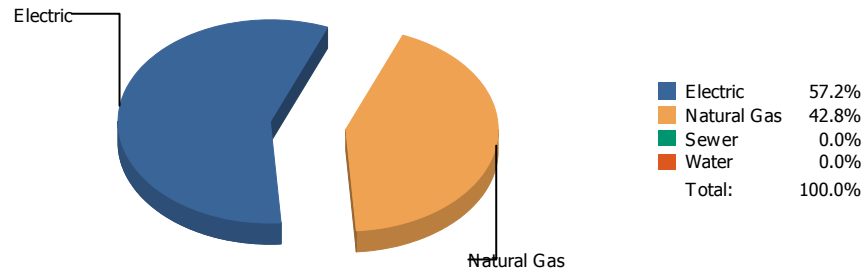


Cost

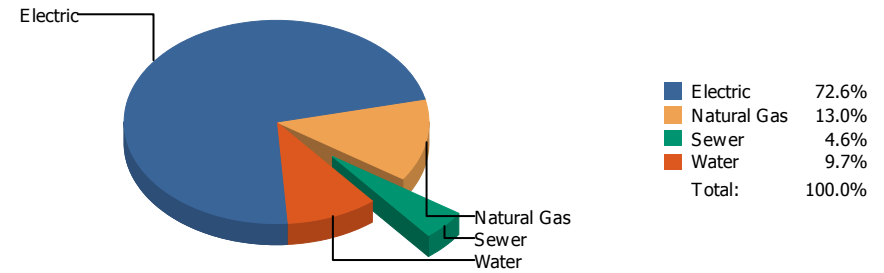


Commodity	Common Use	Energy Use	Energy Use / Area	Total Cost	Cost / Unit	Cost / Area
Place: [STANTON] STANTON 141 [BUILDING]						
Area: 75,957 SqFt						
Billing Period: Apr 2017						
ELECTRIC	23,482.00 kWh	80 MMBtu	0.001 MMBtu/SqFt	\$3,517.33	\$0.150 /kWh	\$0.046 /SqFt
NATURALGAS	262.00 CCF	27 MMBtu	0.000 MMBtu/SqFt	\$374.48	\$1.429 /CCF	\$0.005 /SqFt
SEWER	233.00 CCF			\$567.41	\$2.435 /CCF	\$0.007 /SqFt
WATER	699.00 CCF			\$2,515.53	\$3.599 /CCF	\$0.033 /SqFt
Totals:		107 MMBtu	0.001 MMBtu/SqFt	\$6,974.75		

Energy

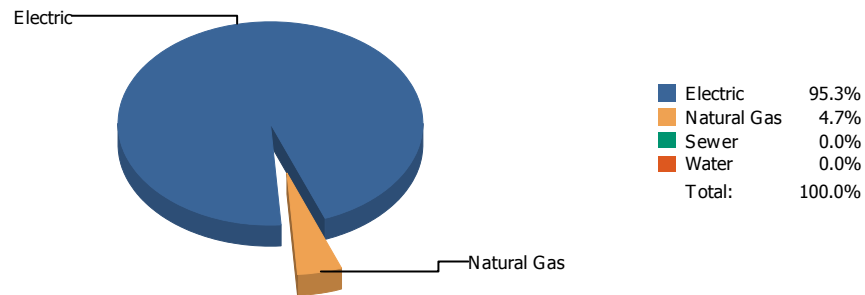


Cost

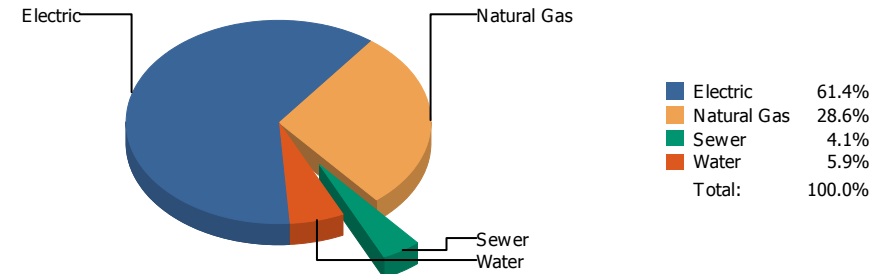


Commodity	Common Use	Energy Use	Energy Use / Area	Total Cost	Cost / Unit	Cost / Area
Place: [SUNSET HIGH_1] SUNSET HIGH SCHOOL [BUILDING]						
Area: 33,263 SqFt						
Billing Period: Apr 2017						
ELECTRIC	16,680.00 kWh	57 MMBtu	0.002 MMBtu/SqFt	\$1,987.50	\$0.119 /kWh	\$0.060 /SqFt
NATURALGAS	413.00 CCF	43 MMBtu	0.001 MMBtu/SqFt	\$356.93	\$0.864 /CCF	\$0.011 /SqFt
SEWER	23.00 CCF			\$127.07	\$5.525 /CCF	\$0.004 /SqFt
WATER	83.00 CCF			\$265.18	\$3.195 /CCF	\$0.008 /SqFt
Totals:		99 MMBtu	0.003 MMBtu/SqFt	\$2,736.68		

Energy

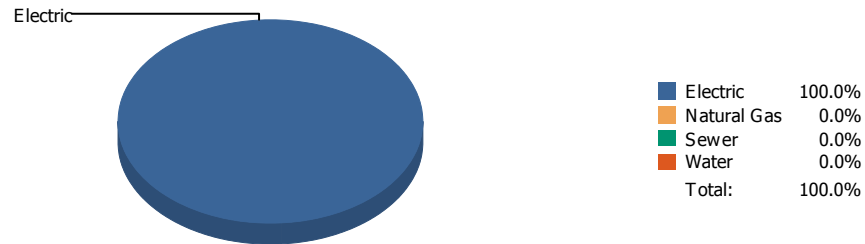


Cost

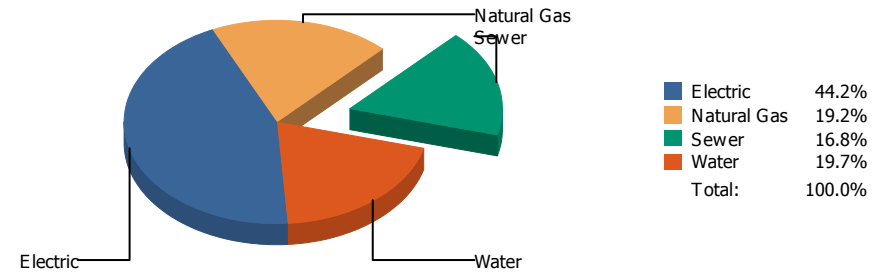


Commodity	Common Use	Energy Use	Energy Use / Area	Total Cost	Cost / Unit	Cost / Area
Place: [TELLES] R. TELLES ACADEMY 027 [BUILDING]						
Area: 38,000 SqFt						
Billing Period: Apr 2017						
ELECTRIC	34,000.00 kWh	116 MMBtu	0.003 MMBtu/SqFt	\$4,059.45	\$0.119 /kWh	\$0.107 /SqFt
NATURALGAS	56.00 CCF	6 MMBtu	0.000 MMBtu/SqFt	\$1,890.61	\$33.761 /CCF	\$0.050 /SqFt
SEWER	46.00 CCF			\$272.33	\$5.920 /CCF	\$0.007 /SqFt
WATER	80.00 CCF			\$389.36	\$4.867 /CCF	\$0.010 /SqFt
Totals:		122 MMBtu	0.003 MMBtu/SqFt	\$6,611.75		

Energy

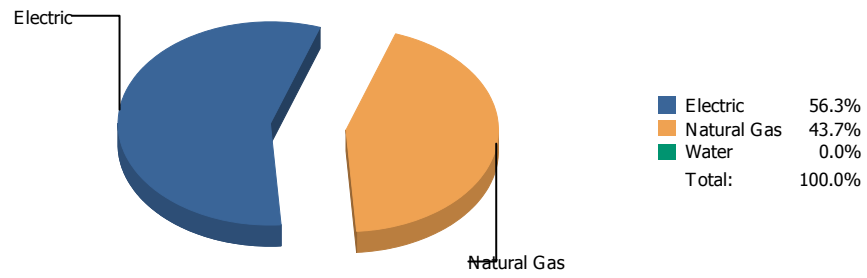


Cost

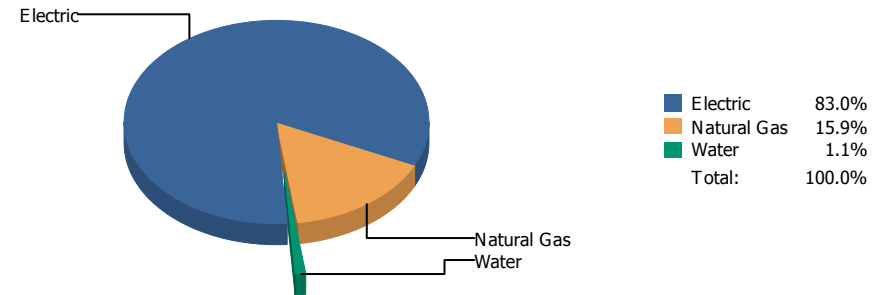


Commodity	Common Use	Energy Use	Energy Use / Area	Total Cost	Cost / Unit	Cost / Area
Place: [TENNISCENTER_2] TENNIS CENTER 000 [BUILDING]						
Area: 3,867 SqFt						
Billing Period: Apr 2017						
ELECTRIC	748.00 kWh	3 MMBtu	0.001 MMBtu/SqFt	\$249.93	\$0.334 /kWh	\$0.064 /SqFt
NATURALGAS	0.00 CCF	0 MMBtu	0.000 MMBtu/SqFt	\$108.47	\$0.000 /CCF	\$0.028 /SqFt
SEWER	5.00 CCF			\$95.21	\$19.042 /CCF	\$0.025 /SqFt
WATER	6.00 CCF			\$111.50	\$18.583 /CCF	\$0.029 /SqFt
Totals:		3 MMBtu	0.001 MMBtu/SqFt	\$565.11		

Energy

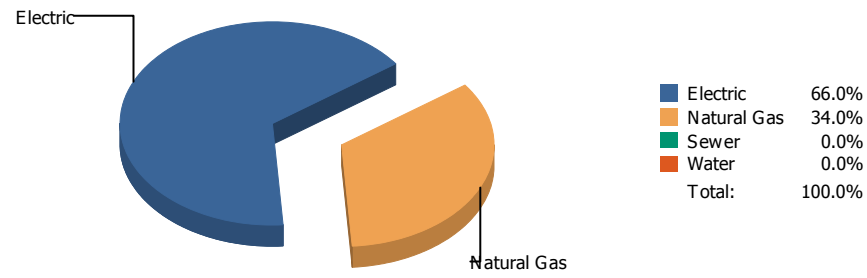


Cost

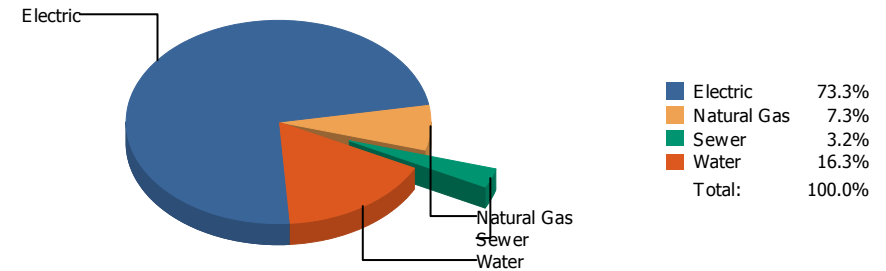


Commodity	Common Use	Energy Use	Energy Use / Area	Total Cost	Cost / Unit	Cost / Area
Place: [TERRACE] TERRACE HILLS 048 [BUILDING]						
Area: 138,021 SqFt						
Billing Period: Apr 2017						
ELECTRIC	32,250.00 kWh	110 MMBtu	0.001 MMBtu/SqFt	\$3,730.09	\$0.116 /kWh	\$0.027 /SqFt
NATURALGAS	829.00 CCF	85 MMBtu	0.001 MMBtu/SqFt	\$714.99	\$0.862 /CCF	\$0.005 /SqFt
WATER	0.00 CCF			\$50.44	\$0.000 /CCF	\$0.000 /SqFt
Totals:		195 MMBtu	0.001 MMBtu/SqFt	\$4,495.52		

Energy

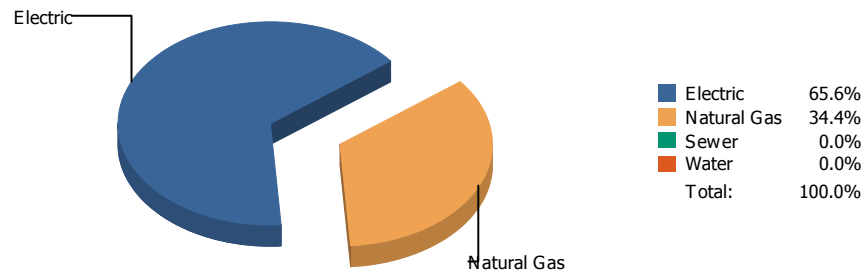


Cost

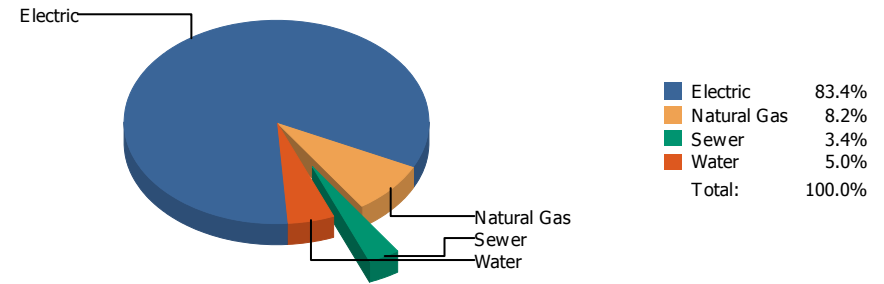


Commodity	Common Use	Energy Use	Energy Use / Area	Total Cost	Cost / Unit	Cost / Area
Place: [TIPPENELEMENTARY] TIPPIN ELEMENTARY 168 [BUILDING]						
Area: 88,360 SqFt						
Billing Period: Apr 2017						
ELECTRIC	79,920.00 kWh	273 MMBtu	0.003 MMBtu/SqFt	\$9,128.90	\$0.114 /kWh	\$0.103 /SqFt
NATURALGAS	1,363.00 CCF	140 MMBtu	0.002 MMBtu/SqFt	\$909.72	\$0.667 /CCF	\$0.010 /SqFt
SEWER	117.00 CCF			\$398.00	\$3.402 /CCF	\$0.005 /SqFt
WATER	310.00 CCF			\$2,025.89	\$6.535 /CCF	\$0.023 /SqFt
Totals:		413 MMBtu	0.005 MMBtu/SqFt	\$12,462.51		

Energy

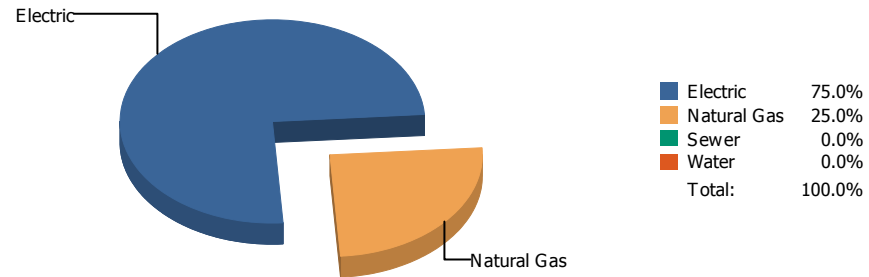


Cost

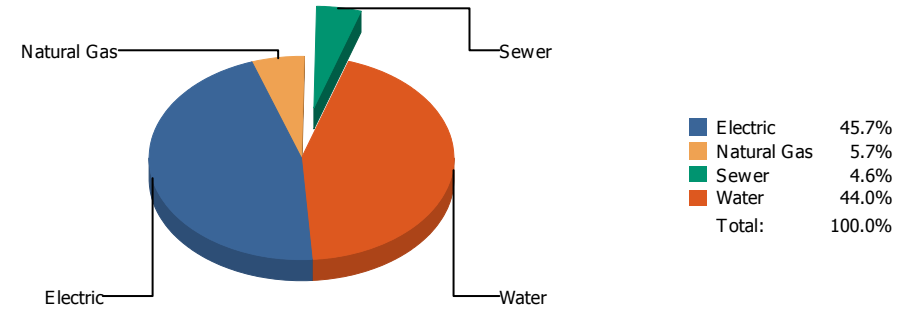


Commodity	Common Use	Energy Use	Energy Use / Area	Total Cost	Cost / Unit	Cost / Area
Place: [TOMLEA_2] TOM LEA 178 [BUILDING]						
Area: 88,828 SqFt						
Billing Period: Apr 2017						
ELECTRIC	86,400.00 kWh	295 MMBtu	0.003 MMBtu/SqFt	\$10,008.87	\$0.116 /kWh	\$0.113 /SqFt
NATURALGAS	1,499.00 CCF	154 MMBtu	0.002 MMBtu/SqFt	\$988.82	\$0.660 /CCF	\$0.011 /SqFt
SEWER	122.00 CCF			\$406.85	\$3.335 /CCF	\$0.005 /SqFt
WATER	176.00 CCF			\$601.74	\$3.419 /CCF	\$0.007 /SqFt
Totals:		449 MMBtu	0.005 MMBtu/SqFt	\$12,006.28		

Energy

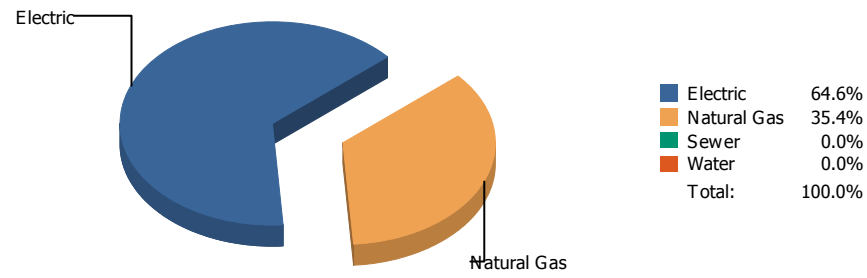


Cost

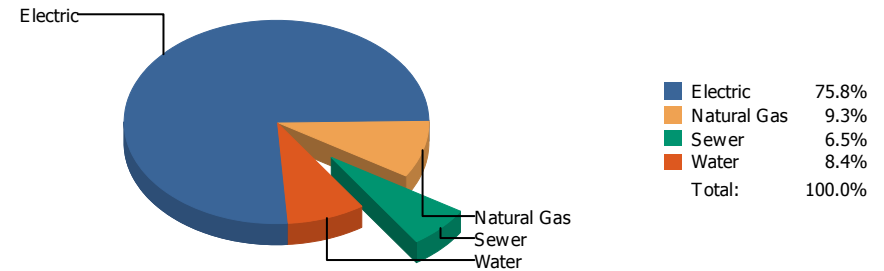


Commodity	Common Use	Energy Use	Energy Use / Area	Total Cost	Cost / Unit	Cost / Area
Place: [TRAVIS] TRAVIS 143 [BUILDING] Area: 78,925 SqFt Billing Period: Apr 2017						
ELECTRIC	26,656.00 kWh	91 MMBtu	0.001 MMBtu/SqFt	\$3,138.25	\$0.118 /kWh	\$0.040 /SqFt
NATURALGAS	294.00 CCF	30 MMBtu	0.000 MMBtu/SqFt	\$393.82	\$1.340 /CCF	\$0.005 /SqFt
SEWER	89.00 CCF			\$312.53	\$3.512 /CCF	\$0.004 /SqFt
WATER	581.00 CCF			\$3,023.44	\$5.204 /CCF	\$0.038 /SqFt
Totals:		121 MMBtu	0.002 MMBtu/SqFt	\$6,868.04		

Energy

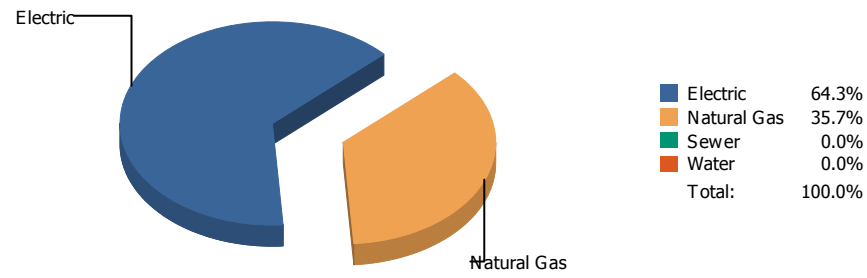


Cost

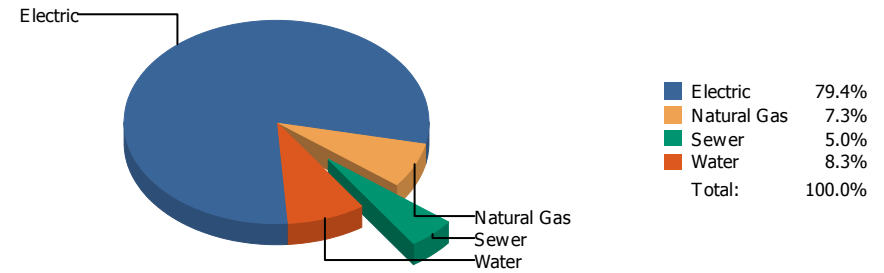


Commodity	Common Use	Energy Use	Energy Use / Area	Total Cost	Cost / Unit	Cost / Area
Place: [VILAS] VILAS Area: 66,992 SqFt Billing Period: Apr 2017						
ELECTRIC	37,377.00 kWh	128 MMBtu	0.002 MMBtu/SqFt	\$5,937.14	\$0.159 /kWh	\$0.089 /SqFt
NATURALGAS	678.00 CCF	70 MMBtu	0.001 MMBtu/SqFt	\$729.72	\$1.076 /CCF	\$0.011 /SqFt
SEWER	92.00 CCF			\$508.28	\$5.525 /CCF	\$0.007 /SqFt
WATER	129.00 CCF			\$656.75	\$5.091 /CCF	\$0.010 /SqFt
Totals:		197 MMBtu	0.003 MMBtu/SqFt	\$7,831.89		

Energy

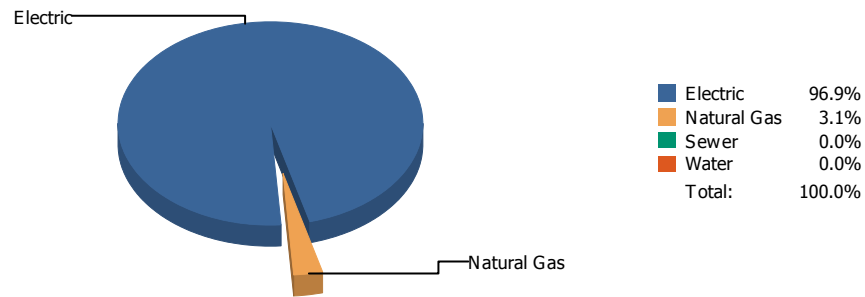


Cost

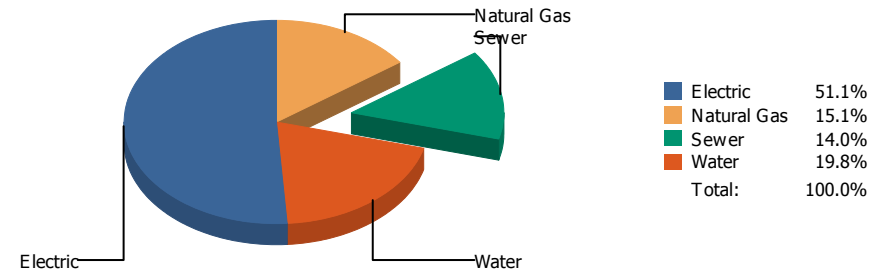


Commodity	Common Use	Energy Use	Energy Use / Area	Total Cost	Cost / Unit	Cost / Area
Place: [W HILLS] WESTERN HILLS 146 [BUILDING]						
Area: 77,753 SqFt						
Billing Period: Apr 2017						
ELECTRIC	42,720.00 kWh	146 MMBtu	0.002 MMBtu/SqFt	\$6,293.14	\$0.147 /kWh	\$0.081 /SqFt
NATURALGAS	786.00 CCF	81 MMBtu	0.001 MMBtu/SqFt	\$575.18	\$0.732 /CCF	\$0.007 /SqFt
SEWER	59.00 CCF			\$398.47	\$6.754 /CCF	\$0.005 /SqFt
WATER	168.00 CCF			\$654.93	\$3.898 /CCF	\$0.008 /SqFt
Totals:		227 MMBtu	0.003 MMBtu/SqFt	\$7,921.72		

Energy



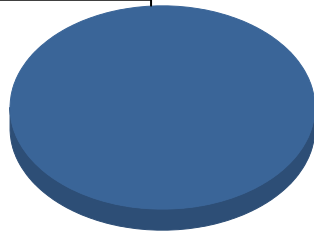
Cost



Commodity	Common Use	Energy Use	Energy Use / Area	Total Cost	Cost / Unit	Cost / Area
Place: [WAINWRIG] WAINWRIGHT 145 [BUILDING] Area: 38,227 SqFt Billing Period: Apr 2017						
ELECTRIC	6,627.00 kWh	23 MMBtu	0.001 MMBtu/SqFt	\$746.25	\$0.113 /kWh	\$0.019 /SqFt
NATURALGAS	7.00 CCF	1 MMBtu	0.000 MMBtu/SqFt	\$221.15	\$31.593 /CCF	\$0.006 /SqFt
SEWER	41.00 CCF			\$204.58	\$4.990 /CCF	\$0.005 /SqFt
WATER	45.00 CCF			\$289.57	\$6.435 /CCF	\$0.008 /SqFt
Totals:		23 MMBtu	0.001 MMBtu/SqFt	\$1,461.55		

Energy

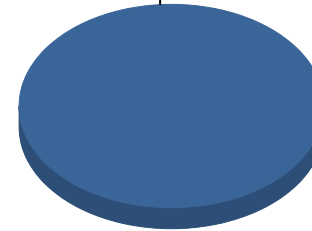
Electric



■ Electric 100.0%
Total: 100.0%

Cost

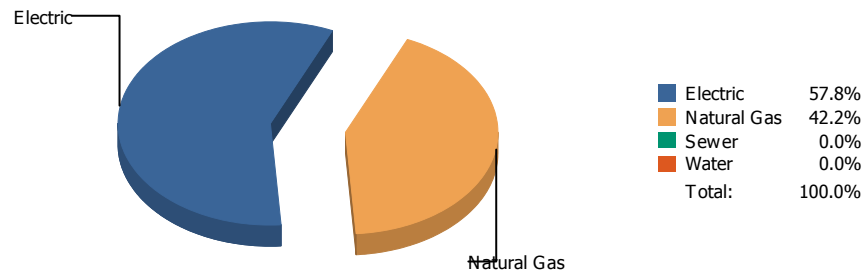
Electric



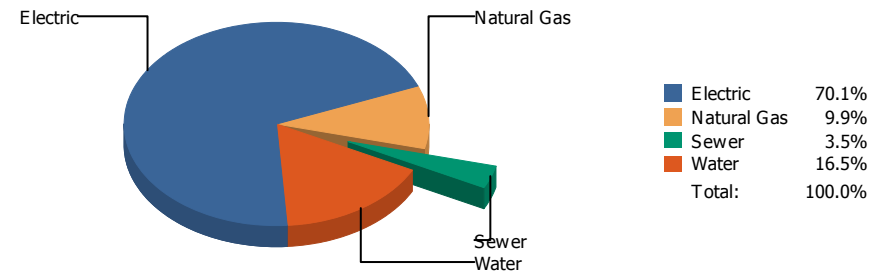
■ Electric 100.0%
Total: 100.0%

Commodity	Common Use	Energy Use	Energy Use / Area	Total Cost	Cost / Unit	Cost / Area
Place: [WESTSIDE] WESTSIDE TRANSPORTATION 951 [BUILDING]						
Area: 4,040 SqFt						
Billing Period: Apr 2017						
ELECTRIC	2,473.00 kWh	8 MMBtu	0.002 MMBtu/SqFt	\$342.27	\$0.138 /kWh	\$0.085 /SqFt
Totals:		8 MMBtu	0.002 MMBtu/SqFt	\$342.27		

Energy

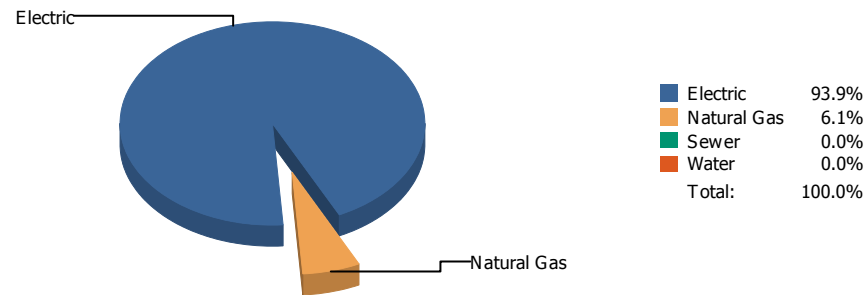


Cost

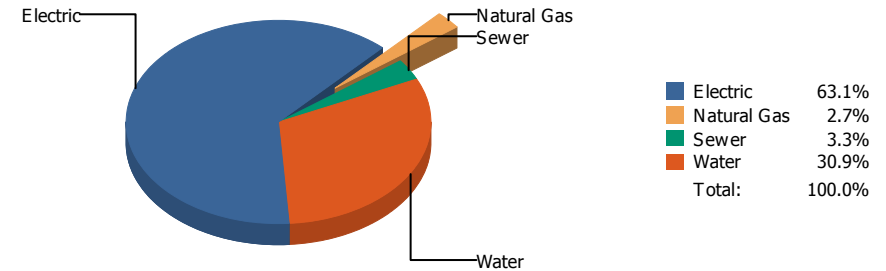


Commodity	Common Use	Energy Use	Energy Use / Area	Total Cost	Cost / Unit	Cost / Area
Place: [WHITAKER] WHITAKER 153 [BUILDING]						
Area: 89,458 SqFt						
Billing Period: Apr 2017						
ELECTRIC	78,840.00 kWh	269 MMBtu	0.003 MMBtu/SqFt	\$8,711.47	\$0.110 /kWh	\$0.097 /SqFt
NATURALGAS	1,909.00 CCF	197 MMBtu	0.002 MMBtu/SqFt	\$1,226.68	\$0.643 /CCF	\$0.014 /SqFt
SEWER	140.00 CCF			\$438.71	\$3.134 /CCF	\$0.005 /SqFt
WATER	667.00 CCF			\$2,054.15	\$3.080 /CCF	\$0.023 /SqFt
Totals:		466 MMBtu	0.005 MMBtu/SqFt	\$12,431.01		

Energy

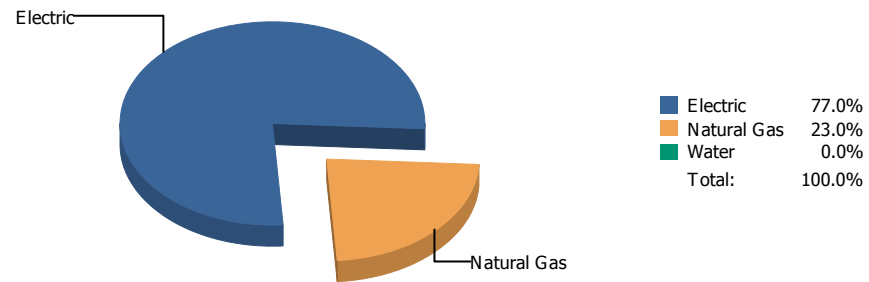


Cost

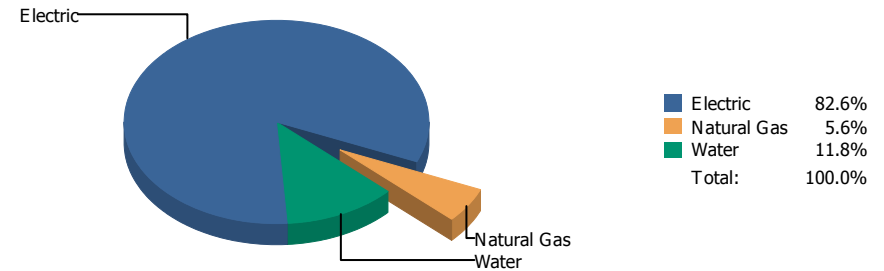


Commodity	Common Use	Energy Use	Energy Use / Area	Total Cost	Cost / Unit	Cost / Area
Place: [WHITE] ZACH WHITE ELEMENTARY NEW-1997 [BUILDING]						
Area: 92,458 SqFt						
Billing Period: Apr 2017						
ELECTRIC	57,300.00 kWh	196 MMBtu	0.002 MMBtu/SqFt	\$6,768.85	\$0.118 /kWh	\$0.073 /SqFt
NATURALGAS	124.00 CCF	13 MMBtu	0.000 MMBtu/SqFt	\$293.00	\$2.363 /CCF	\$0.003 /SqFt
SEWER	102.00 CCF			\$353.26	\$3.463 /CCF	\$0.004 /SqFt
WATER	711.00 CCF			\$3,313.28	\$4.660 /CCF	\$0.036 /SqFt
Totals:		208 MMBtu	0.002 MMBtu/SqFt	\$10,728.39		

Energy

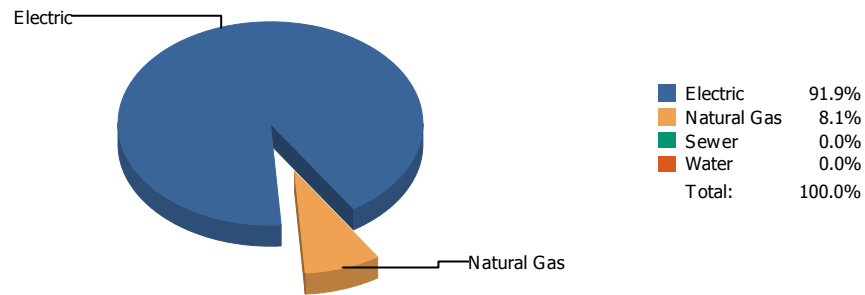


Cost

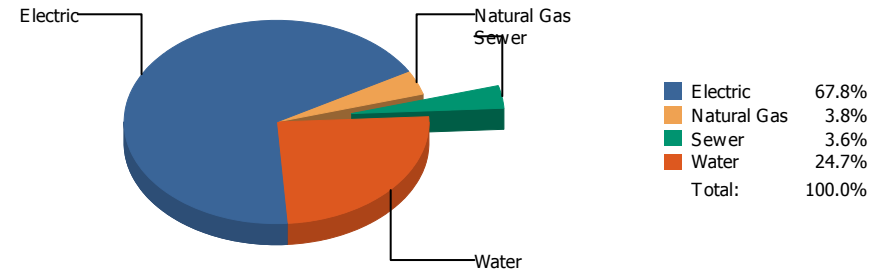


Commodity	Common Use	Energy Use	Energy Use / Area	Total Cost	Cost / Unit	Cost / Area
Place: [WIGGS] WIGGS 052 [BUILDING] Area: 110,689 SqFt Billing Period: Apr 2017						
ELECTRIC	50,320.00 kWh	172 MMBtu	0.002 MMBtu/SqFt	\$6,024.11	\$0.120 /kWh	\$0.054 /SqFt
NATURALGAS	498.00 CCF	51 MMBtu	0.000 MMBtu/SqFt	\$408.11	\$0.819 /CCF	\$0.004 /SqFt
WATER	222.00 CCF			\$862.15	\$3.884 /CCF	\$0.008 /SqFt
Totals:		223 MMBtu	0.002 MMBtu/SqFt	\$7,294.37		

Energy

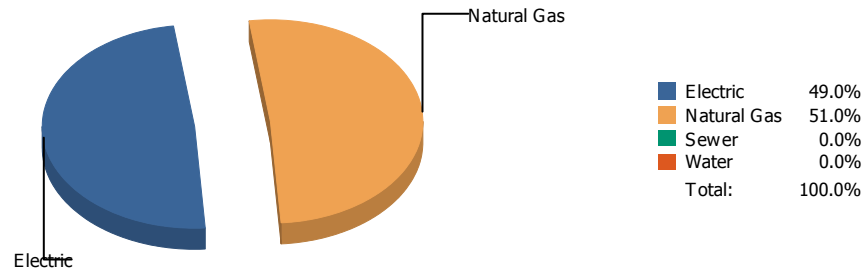


Cost

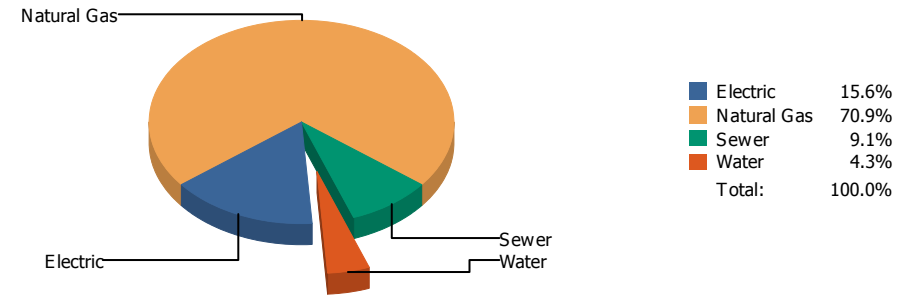


Commodity	Common Use	Energy Use	Energy Use / Area	Total Cost	Cost / Unit	Cost / Area
Place: [ZAVALA] ZAVALA 148 [BUILDING]						
Area: 53,356 SqFt						
Billing Period: Apr 2017						
ELECTRIC	24,750.00 kWh	84 MMBtu	0.002 MMBtu/SqFt	\$2,726.69	\$0.110 /kWh	\$0.051 /SqFt
NATURALGAS	72.00 CCF	7 MMBtu	0.000 MMBtu/SqFt	\$152.46	\$2.118 /CCF	\$0.003 /SqFt
SEWER	34.00 CCF			\$146.54	\$4.310 /CCF	\$0.003 /SqFt
WATER	189.00 CCF			\$993.98	\$5.259 /CCF	\$0.018 /SqFt
Totals:		92 MMBtu	0.002 MMBtu/SqFt	\$4,019.67		

Energy

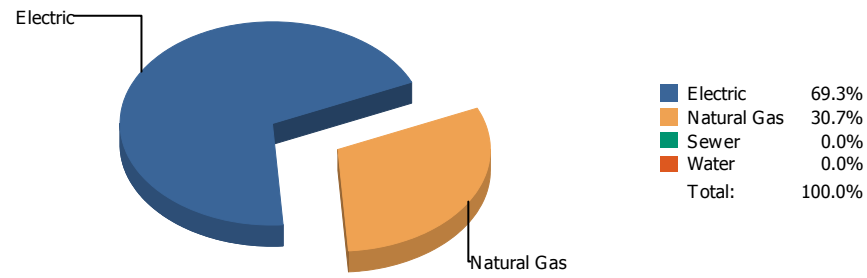


Cost

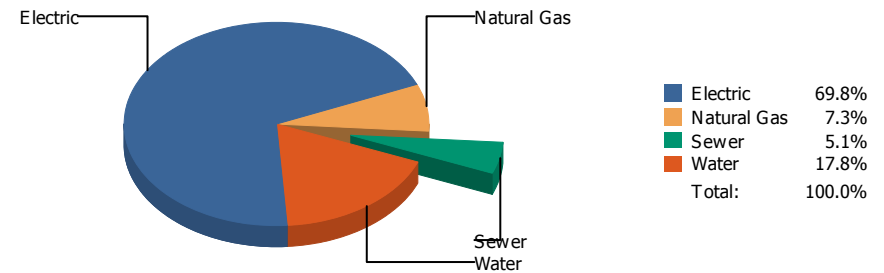


Commodity	Common Use	Energy Use	Energy Use / Area	Total Cost	Cost / Unit	Cost / Area
Place: [ZUNI] ZUNI COTTAGES 952 [BUILDING] Area: 3,505 SqFt Billing Period: Apr 2017						
ELECTRIC	29.00 kWh	0 MMBtu	0.000 MMBtu/SqFt	\$47.91	\$1.652 /kWh	\$0.014 /SqFt
NATURALGAS	1.00 CCF	0 MMBtu	0.000 MMBtu/SqFt	\$217.53	\$217.530 /CCF	\$0.062 /SqFt
SEWER	0.00 CCF			\$28.04	\$0.000 /CCF	\$0.008 /SqFt
WATER	0.00 CCF			\$13.26	\$0.000 /CCF	\$0.004 /SqFt
Totals:		0 MMBtu	0.000 MMBtu/SqFt	\$306.74		

Energy



Cost



Commodity	Common Use	Energy Use	Energy Use / Area	Total Cost	Cost / Unit	Cost / Area
Place Summary Report						
Area: 10,756,876 SqFt						
Billing Period: Apr 2017						
ELECTRIC	6,089,903.00 kWh	20,785 MMBtu	0.002 MMBtu/SqFt	\$736,829.31	\$0.121 /kWh	\$0.068 /SqFt
NATURALGAS	89,255.00 CCF	9,193 MMBtu	0.001 MMBtu/SqFt	\$77,024.33	\$0.863 /CCF	\$0.007 /SqFt
SEWER	17,798.00 CCF			\$54,205.91	\$3.046 /CCF	\$0.005 /SqFt
WATER	52,127.00 CCF			\$187,621.17	\$3.599 /CCF	\$0.017 /SqFt
Totals:		29,978 MMBtu	0.003 MMBtu/SqFt	\$1,055,680.72		

* Please note per area calculations only include buildings with a floor area greater than 0.

Requested by: deiland

Client version:

Report version: 7

Filters: Place Name Not one of ZACH WHITE MODULAR SCHOOL 147;START SCHOOL EARLY 1 DAY VALUE;STADIUM RATE CHANGES;SKY PARK IB1;SKY PARK I 200;SKY PARK;REMCON COTTAGES;PARKDALE COTTAGES 957;NEW COMPUTERS SINCE JUNE 1990;Lighting;HONDO PASS COTTAGES;Butterfield Trail Warehouse;BRANON COTTAGES 955;BLUE FLAME BLDG.;BARCELONA COTTAGES;ALL REFUNDS AND REBATES ; Bill is Void Equals 0; Bill Account is Active Equals 1; Bill is From a Vendor Equals 1; ; Billing Period Equals Apr 2017

Record count: 0