

**el paso**

Energy CAP

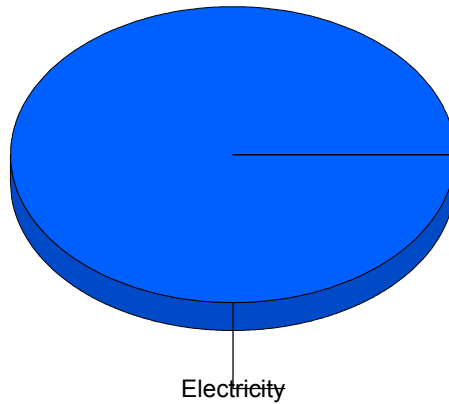
Cost Avoidance Program

**Cost Summary Graph**

Grouped by Energy Type

Energy Type	Use	Units	Meter Cost	Special Charges	Total Cost	Avg Unit Cost	% of Total Cost
Site: ALAMO ELEMENTARY SCH - ALAMO ELEMENTARY SCH							
Electricity	4,250	KWH	\$548.19	\$0.00	\$548.19	0.1290	100.00%
<b>Total Cost:</b>			<b>\$548.19</b>	<b>\$0.00</b>	<b>\$548.19</b>		

For ALAMO  
ELEMENTARY  
SCH



■ Electricity	100.0%
Total:	100.0%

*Filters: Cost Center Name Not Equal To DoNotReport; Billing Period Equal To 201503All Meter CodesAll Group Names*

**elpaso**

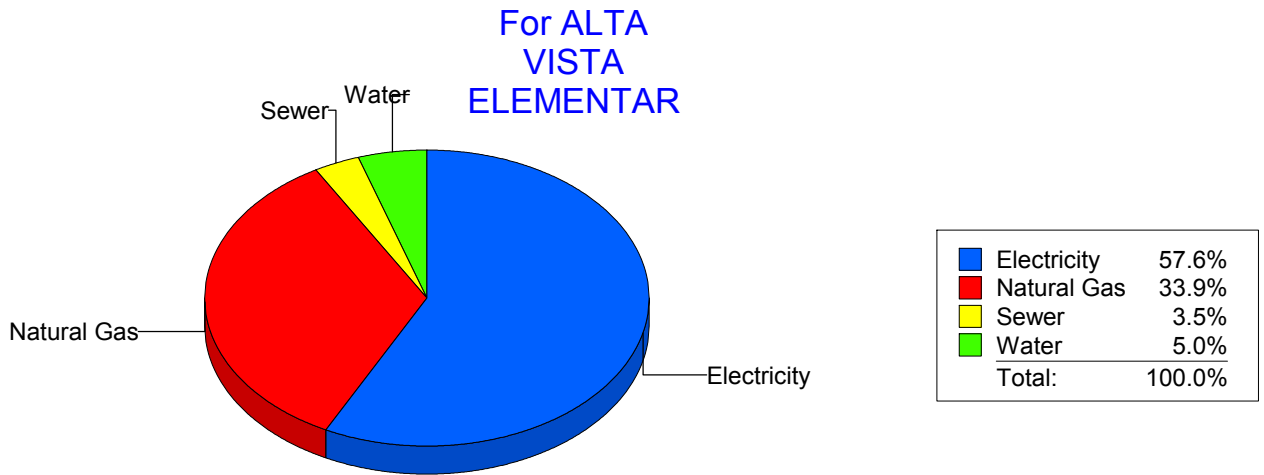
Energy CAP

Cost Avoidance Program

**Cost Summary Graph**

Grouped by Energy Type

Energy Type	Use	Units	Meter Cost	Special Charges	Total Cost	Avg Unit Cost	% of Total Cost
<b>Site: ALTA VISTA ELEMENTAR - ALTA VISTA ELEMENTAR</b>							
Electricity	22,500	KWH	\$2,750.12	\$0.00	\$2,750.12	0.1222	57.60%
Natural Gas	2,261	CCF	\$1,620.11	\$0.00	\$1,620.11	0.7165	33.93%
Water	102	CCF	\$239.24	\$0.00	\$239.24	2.3455	5.01%
Sewer	64	CCF	\$164.83	\$0.00	\$164.83	2.5755	3.45%
<b>Total Cost:</b>			<b>\$4,774.30</b>	<b>\$0.00</b>	<b>\$4,774.30</b>		



*Filters: Cost Center Name Not Equal To DoNotReport; Billing Period Equal To 201503All Meter CodesAll Group Names*

**elpaso**

Energy CAP

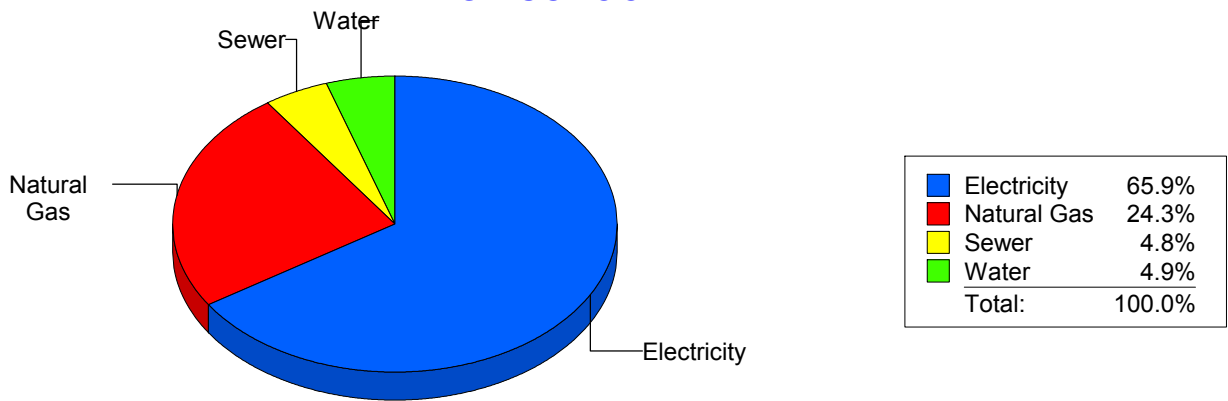
Cost Avoidance Program

**Cost Summary Graph**

Grouped by Energy Type

Energy Type	Use	Units	Meter Cost	Special Charges	Total Cost	Avg Unit Cost	% of Total Cost
<b>Site: ANDRESS HIGH SCHOOL - ANDRESS HIGH SCHOOL</b>							
Electricity	133,268	KWH	\$15,424.23	\$0.00	\$15,424.23	0.1157	65.93%
Natural Gas	8,543	CCF	\$5,695.47	\$0.00	\$5,695.47	0.6667	24.34%
Water	669	CCF	\$1,148.48	\$0.00	\$1,148.48	1.7167	4.91%
Sewer	649	CCF	\$1,127.75	\$0.00	\$1,127.75	1.7377	4.82%
<b>Total Cost:</b>			<b>\$23,395.93</b>	<b>\$0.00</b>	<b>\$23,395.93</b>		

For ANDRESS HIGH SCHOOL



*Filters: Cost Center Name Not Equal To DoNotReport; Billing Period Equal To 201503All Meter CodesAll Group Names*

**elpaso**

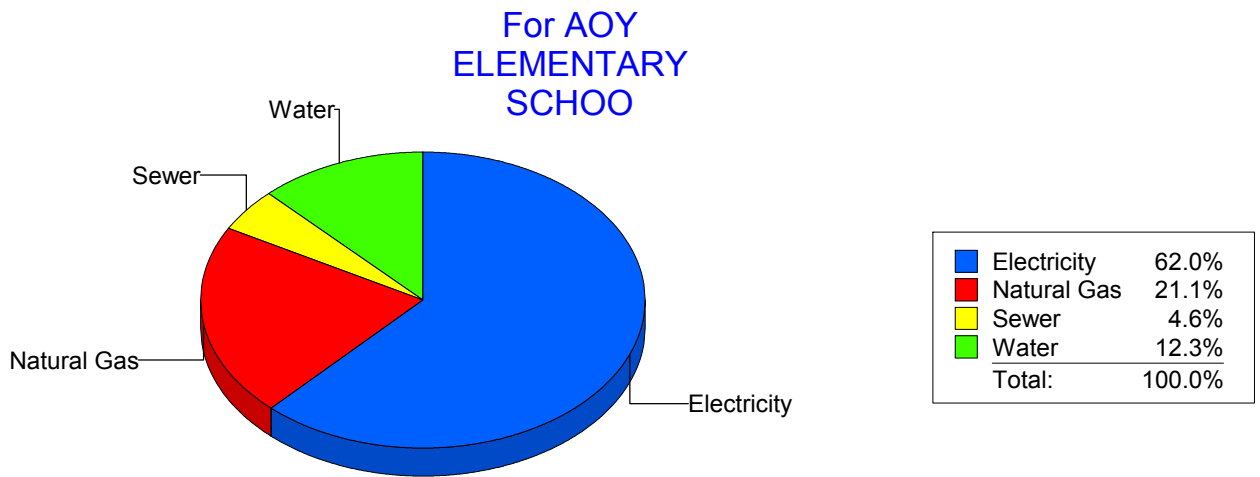
Energy CAP

Cost Avoidance Program

**Cost Summary Graph**

Grouped by Energy Type

Energy Type	Use	Units	Meter Cost	Special Charges	Total Cost	Avg Unit Cost	% of Total Cost
<b>Site: AOY ELEMENTARY SCHOO - AOY ELEMENTARY SCHOO</b>							
Electricity	44,527	KWH	\$5,583.51	\$0.00	\$5,583.51	0.1254	61.98%
Natural Gas	2,707	CCF	\$1,900.92	\$0.00	\$1,900.92	0.7022	21.10%
Water	287	CCF	\$1,109.96	\$0.00	\$1,109.96	3.8675	12.32%
Sewer	73	CCF	\$414.13	\$0.00	\$414.13	5.6730	4.60%
<b>Total Cost:</b>			<b>\$9,008.52</b>	<b>\$0.00</b>	<b>\$9,008.52</b>		



*Filters: Cost Center Name Not Equal To DoNotReport; Billing Period Equal To 201503All Meter CodesAll Group Names*

**elpaso**

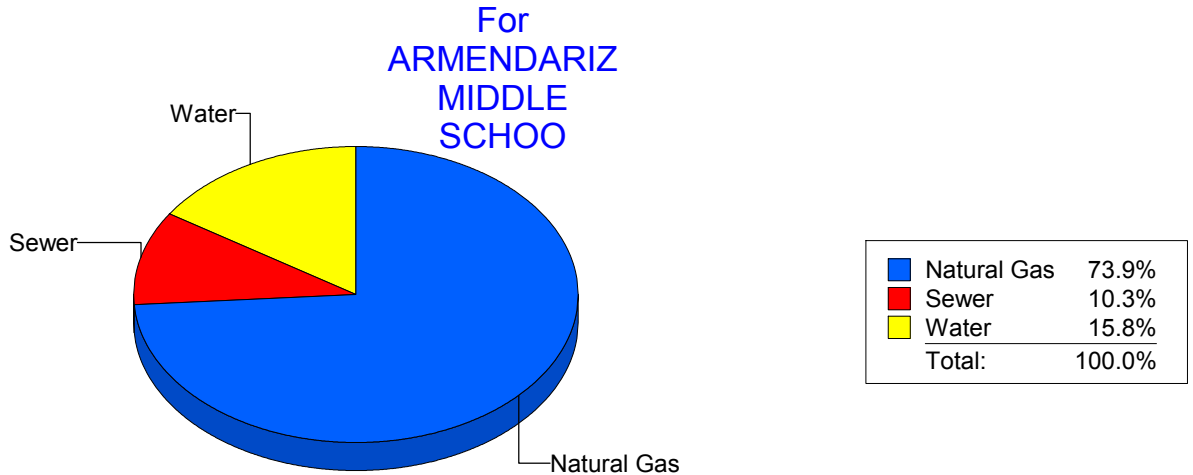
Energy CAP

Cost Avoidance Program

**Cost Summary Graph**

Grouped by Energy Type

Energy Type	Use	Units	Meter Cost	Special Charges	Total Cost	Avg Unit Cost	% of Total Cost
<b>Site: ARMENDARIZ MIDDLE SCHOO - ARMENDARIZ MIDDLE SCHOO</b>							
Natural Gas	5,365	CCF	\$3,521.37	\$0.00	\$3,521.37	0.6564	73.90%
Water	281	CCF	\$751.81	\$0.00	\$751.81	2.6755	15.78%
Sewer	164	CCF	\$491.93	\$0.00	\$491.93	2.9996	10.32%
<b>Total Cost:</b>			<b>\$4,765.11</b>	<b>\$0.00</b>	<b>\$4,765.11</b>		



*Filters: Cost Center Name Not Equal To DoNotReport; Billing Period Equal To 201503All Meter CodesAll Group Names*

**el Paso**

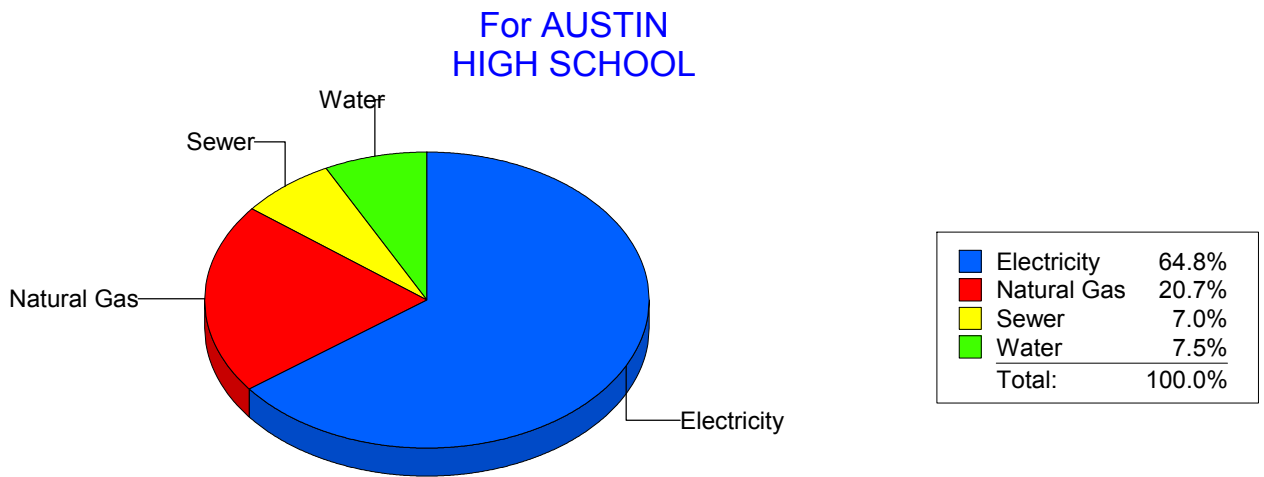
Energy CAP

Cost Avoidance Program

**Cost Summary Graph**

Grouped by Energy Type

Energy Type	Use	Units	Meter Cost	Special Charges	Total Cost	Avg Unit Cost	% of Total Cost
<b>Site: AUSTIN HIGH SCHOOL - AUSTIN HIGH SCHOOL</b>							
Electricity	123,006	KWH	\$14,192.84	\$0.00	\$14,192.84	0.1154	64.76%
Natural Gas	6,694	CCF	\$4,538.73	\$0.00	\$4,538.73	0.6780	20.71%
Water	625	CCF	\$1,651.86	\$0.00	\$1,651.86	2.6430	7.54%
Sewer	604	CCF	\$1,534.04	\$0.00	\$1,534.04	2.5398	7.00%
<b>Total Cost:</b>			<b>\$21,917.47</b>	<b>\$0.00</b>	<b>\$21,917.47</b>		



*Filters: Cost Center Name Not Equal To DoNotReport; Billing Period Equal To 201503All Meter CodesAll Group Names*

**elpaso**

Energy CAP

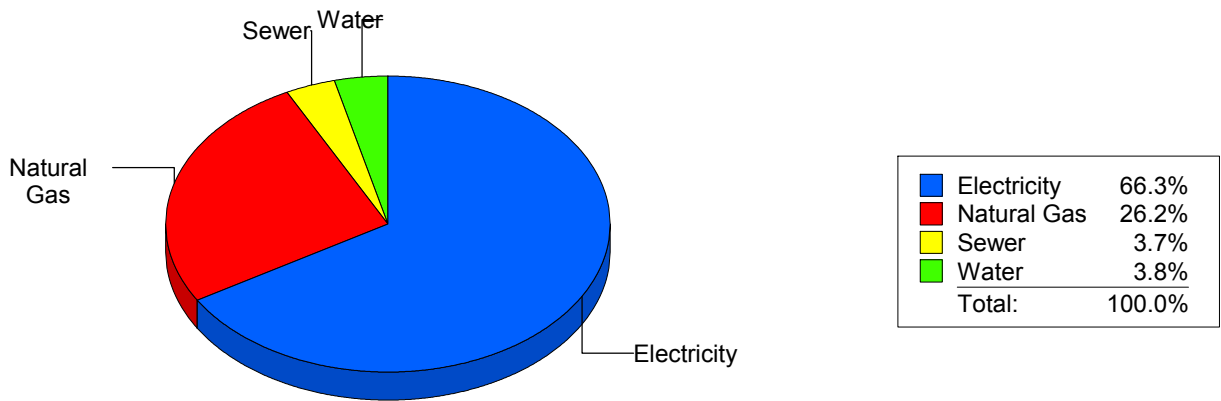
Cost Avoidance Program

**Cost Summary Graph**

Grouped by Energy Type

Energy Type	Use	Units	Meter Cost	Special Charges	Total Cost	Avg Unit Cost	% of Total Cost
<b>Site: BARRON - BARRON</b>							
Electricity	63,155	KWH	\$6,779.02	\$0.00	\$6,779.02	0.1073	66.31%
Natural Gas	3,921	CCF	\$2,683.43	\$0.00	\$2,683.43	0.6844	26.25%
Water	76	CCF	\$384.51	\$0.00	\$384.51	5.0593	3.76%
Sewer	68	CCF	\$376.04	\$0.00	\$376.04	5.5300	3.68%
<b>Total Cost:</b>			<b>\$10,223.00</b>	<b>\$0.00</b>	<b>\$10,223.00</b>		

For BARRON



*Filters: Cost Center Name Not Equal To DoNotReport; Billing Period Equal To 201503All Meter CodesAll Group Names*

**elpaso**

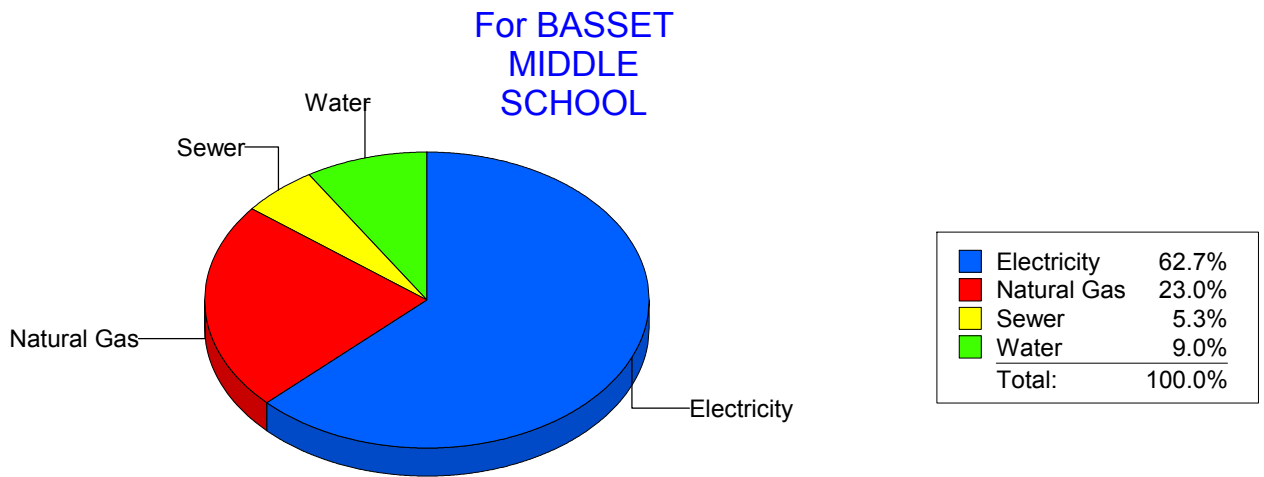
Energy CAP

Cost Avoidance Program

**Cost Summary Graph**

Grouped by Energy Type

Energy Type	Use	Units	Meter Cost	Special Charges	Total Cost	Avg Unit Cost	% of Total Cost
<b>Site: BASSET MIDDLE SCHOOL - BASSET MIDDLE SCHOOL</b>							
Electricity	56,812	KWH	\$6,656.26	\$0.00	\$6,656.26	0.1172	62.70%
Natural Gas	3,547	CCF	\$2,439.33	\$0.00	\$2,439.33	0.6877	22.98%
Water	453	CCF	\$956.06	\$0.00	\$956.06	2.1105	9.01%
Sewer	271	CCF	\$564.53	\$0.00	\$564.53	2.0831	5.32%
<b>Total Cost:</b>			<b>\$10,616.18</b>	<b>\$0.00</b>	<b>\$10,616.18</b>		



*Filters: Cost Center Name Not Equal To DoNotReport; Billing Period Equal To 201503All Meter CodesAll Group Names*



**el Paso**

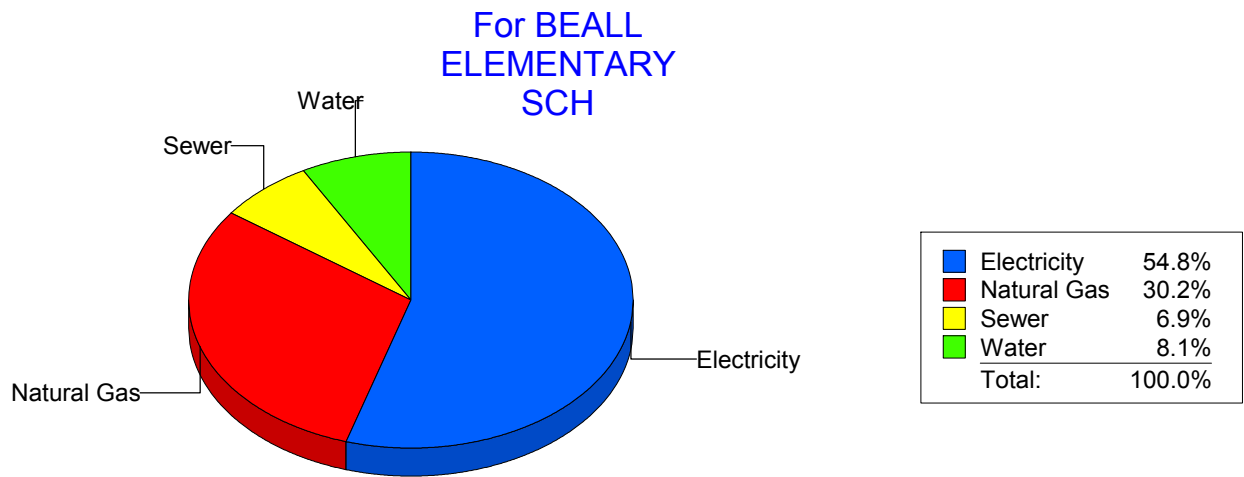
Energy CAP

Cost Avoidance Program

**Cost Summary Graph**

Grouped by Energy Type

Energy Type	Use	Units	Meter Cost	Special Charges	Total Cost	Avg Unit Cost	% of Total Cost
<b>Site: BEALL ELEMENTARY SCH - BEALL ELEMENTARY SCH</b>							
Electricity	19,144	KWH	\$2,262.96	\$0.00	\$2,262.96	0.1182	54.80%
Natural Gas	1,688	CCF	\$1,248.29	\$0.00	\$1,248.29	0.7395	30.23%
Water	133	CCF	\$333.76	\$0.00	\$333.76	2.5095	8.08%
Sewer	83	CCF	\$284.41	\$0.00	\$284.41	3.4266	6.89%
<b>Total Cost:</b>			<b>\$4,129.42</b>	<b>\$0.00</b>	<b>\$4,129.42</b>		



*Filters: Cost Center Name Not Equal To DoNotReport; Billing Period Equal To 201503All Meter CodesAll Group Names*

**elpaso**

Energy CAP

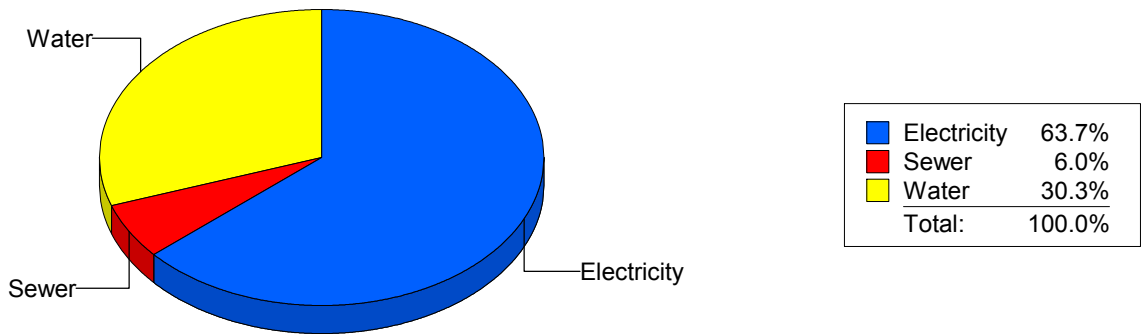
Cost Avoidance Program

**Cost Summary Graph**

Grouped by Energy Type

Energy Type	Use	Units	Meter Cost	Special Charges	Total Cost	Avg Unit Cost	% of Total Cost
<b>Site: BLISS ELEMENTARY - BLISS ELEMENTARY</b>							
Electricity	27,462	KWH	\$3,046.61	\$0.00	\$3,046.61	0.1109	63.68%
Water	385	CCF	\$1,450.44	\$0.00	\$1,450.44	3.7674	30.32%
Sewer	85	CCF	\$287.39	\$0.00	\$287.39	3.3811	6.01%
<b>Total Cost:</b>			<b>\$4,784.44</b>	<b>\$0.00</b>	<b>\$4,784.44</b>		

For BLISS ELEMENTARY



*Filters: Cost Center Name Not Equal To DoNotReport; Billing Period Equal To 201503All Meter CodesAll Group Names*

**elpaso**

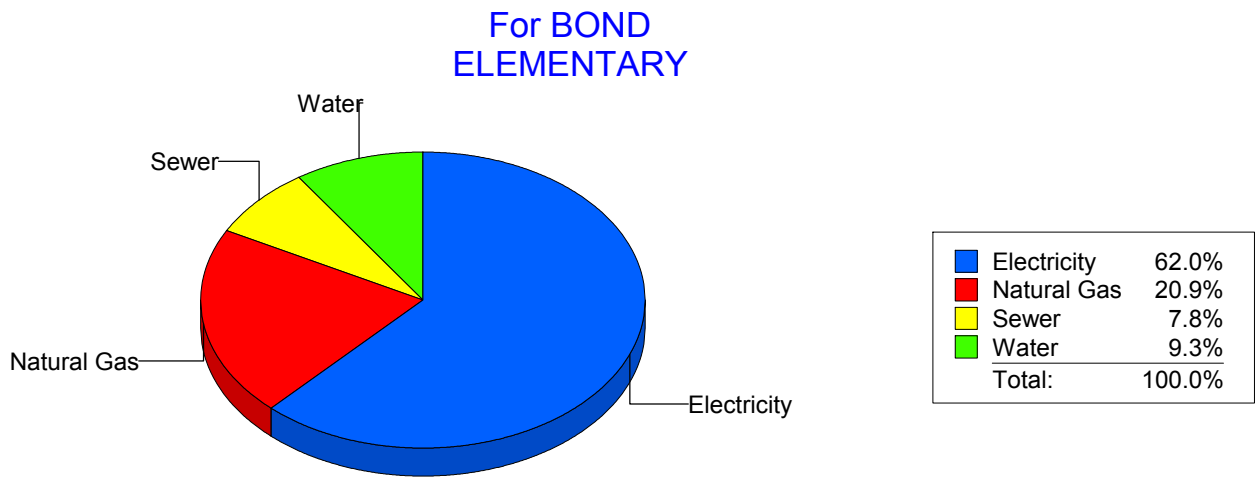
Energy CAP

Cost Avoidance Program

**Cost Summary Graph**

Grouped by Energy Type

Energy Type	Use	Units	Meter Cost	Special Charges	Total Cost	Avg Unit Cost	% of Total Cost
<b>Site: BOND - BOND ELEMENTARY</b>							
Electricity	23,865	KWH	\$3,258.75	\$0.00	\$3,258.75	0.1365	62.01%
Natural Gas	1,458	CCF	\$1,097.48	\$0.00	\$1,097.48	0.7527	20.88%
Water	173	CCF	\$490.00	\$0.00	\$490.00	2.8324	9.32%
Sewer	120	CCF	\$409.01	\$0.00	\$409.01	3.4084	7.78%
<b>Total Cost:</b>			<b>\$5,255.24</b>	<b>\$0.00</b>	<b>\$5,255.24</b>		



*Filters: Cost Center Name Not Equal To DoNotReport; Billing Period Equal To 201503All Meter CodesAll Group Names*

**elpaso**

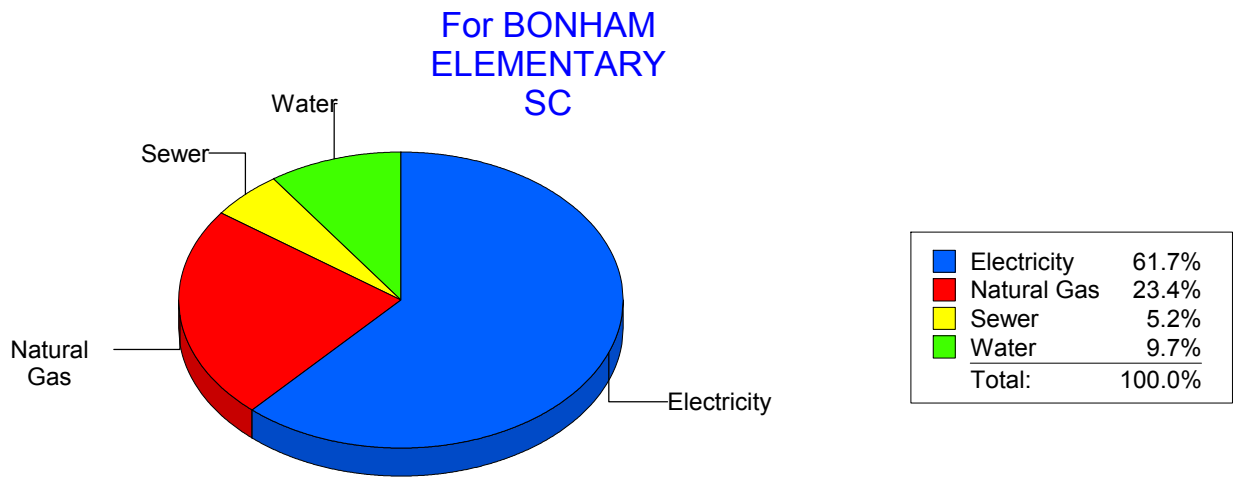
Energy CAP

Cost Avoidance Program

**Cost Summary Graph**

Grouped by Energy Type

Energy Type	Use	Units	Meter Cost	Special Charges	Total Cost	Avg Unit Cost	% of Total Cost
<b>Site: BONHAM ELEMENTARY SC - BONHAM ELEMENTARY SC</b>							
Electricity	20,453	KWH	\$3,363.35	\$0.00	\$3,363.35	0.1644	61.65%
Natural Gas	1,853	CCF	\$1,276.39	\$0.00	\$1,276.39	0.6888	23.40%
Water	128	CCF	\$530.54	\$0.00	\$530.54	4.1448	9.73%
Sewer	98	CCF	\$285.08	\$0.00	\$285.08	2.9090	5.23%
<b>Total Cost:</b>			<b>\$5,455.36</b>	<b>\$0.00</b>	<b>\$5,455.36</b>		



*Filters: Cost Center Name Not Equal To DoNotReport; Billing Period Equal To 201503All Meter CodesAll Group Names*

**elpaso**

Energy CAP

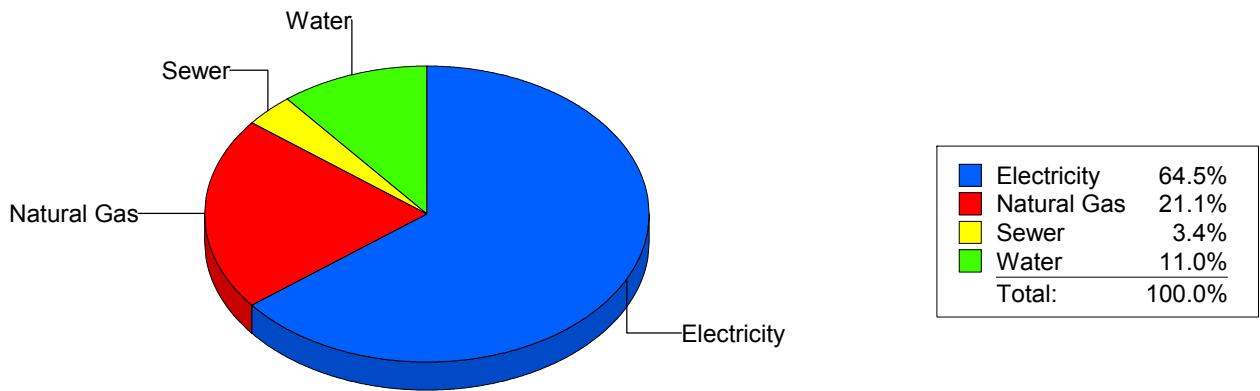
Cost Avoidance Program

**Cost Summary Graph**

Grouped by Energy Type

Energy Type	Use	Units	Meter Cost	Special Charges	Total Cost	Avg Unit Cost	% of Total Cost
<b>Site: BOWIE HIGH SCHOOL - BOWIE HIGH SCHOOL</b>							
Electricity	225,536	KWH	\$21,279.85	\$0.00	\$21,279.85	0.0944	64.53%
Natural Gas	10,615	CCF	\$6,944.89	\$0.00	\$6,944.89	0.6543	21.06%
Water	1,871	CCF	\$3,617.38	\$0.00	\$3,617.38	1.9334	10.97%
Sewer	441	CCF	\$1,134.87	\$0.00	\$1,134.87	2.5734	3.44%
<b>Total Cost:</b>			<b>\$32,976.99</b>	<b>\$0.00</b>	<b>\$32,976.99</b>		

For BOWIE HIGH SCHOOL



*Filters: Cost Center Name Not Equal To DoNotReport; Billing Period Equal To 201503All Meter CodesAll Group Names*

**elpaso**

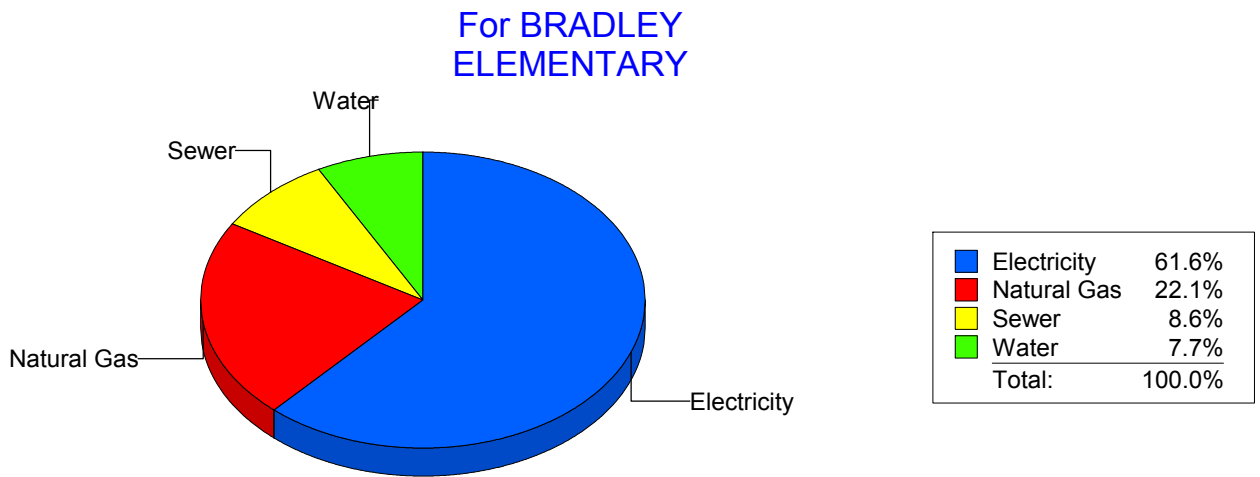
Energy CAP

Cost Avoidance Program

**Cost Summary Graph**

Grouped by Energy Type

Energy Type	Use	Units	Meter Cost	Special Charges	Total Cost	Avg Unit Cost	% of Total Cost
<b>Site: BRADLEY ELEMENTARY - BRADLEY ELEMENTARY</b>							
Electricity	26,400	KWH	\$2,896.37	\$0.00	\$2,896.37	0.1097	61.56%
Natural Gas	1,487	CCF	\$1,039.82	\$0.00	\$1,039.82	0.6993	22.10%
Water	106	CCF	\$364.51	\$0.00	\$364.51	3.4388	7.75%
Sewer	105	CCF	\$404.02	\$0.00	\$404.02	3.8478	8.59%
<b>Total Cost:</b>			<b>\$4,704.72</b>	<b>\$0.00</b>	<b>\$4,704.72</b>		



*Filters: Cost Center Name Not Equal To DoNotReport; Billing Period Equal To 201503All Meter CodesAll Group Names*

**elpaso**

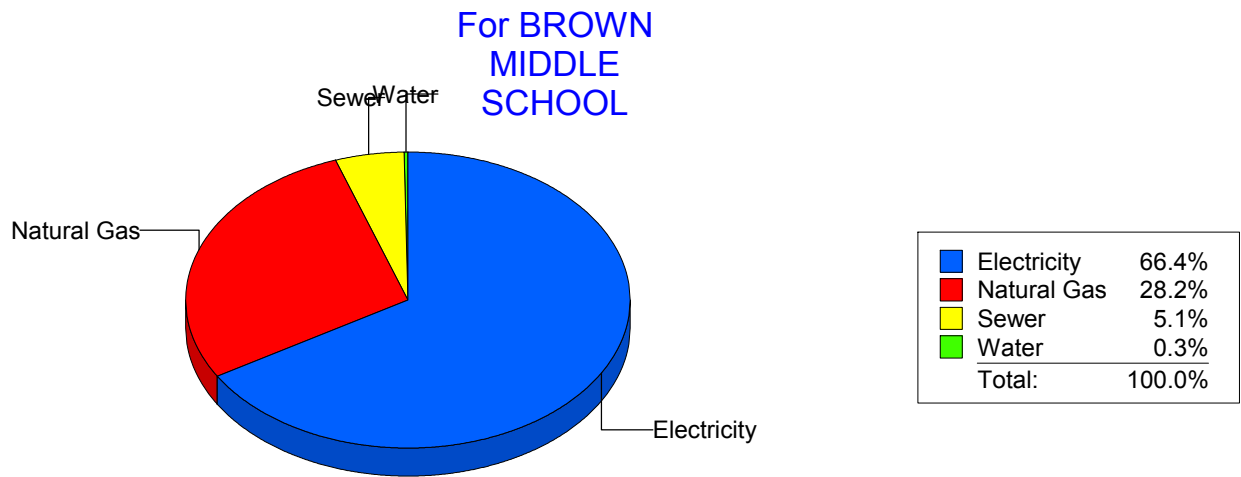
Energy CAP

Cost Avoidance Program

**Cost Summary Graph**

Grouped by Energy Type

Energy Type	Use	Units	Meter Cost	Special Charges	Total Cost	Avg Unit Cost	% of Total Cost
<b>Site: BROWN MIDDLE SCHOOL - BROWN MIDDLE SCHOOL</b>							
Electricity	82,800	KWH	\$9,658.94	\$0.00	\$9,658.94	0.1167	66.42%
Natural Gas	6,273	CCF	\$4,098.61	\$0.00	\$4,098.61	0.6534	28.18%
Water	0	CCF	\$42.47	\$0.00	\$42.47	0.0000	0.29%
Sewer	332	CCF	\$742.25	\$0.00	\$742.25	2.2357	5.10%
<b>Total Cost:</b>			<b>\$14,542.27</b>	<b>\$0.00</b>	<b>\$14,542.27</b>		



*Filters: Cost Center Name Not Equal To DoNotReport; Billing Period Equal To 201503All Meter CodesAll Group Names*

**elpaso**

Energy CAP

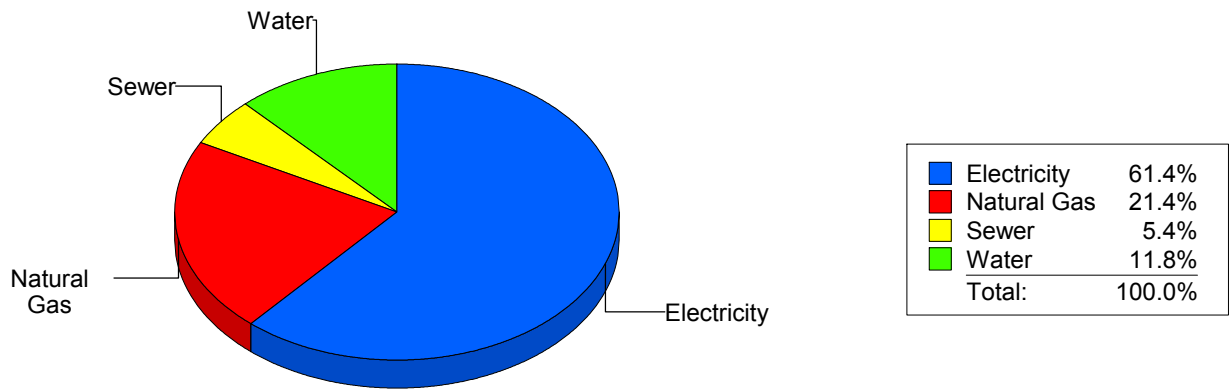
Cost Avoidance Program

**Cost Summary Graph**

Grouped by Energy Type

Energy Type	Use	Units	Meter Cost	Special Charges	Total Cost	Avg Unit Cost	% of Total Cost
<b>Site: BURGESS HIGH SCHOOL - BURGESS HIGH SCHOOL</b>							
Electricity	81,775	KWH	\$9,498.83	\$0.00	\$9,498.83	0.1162	61.35%
Natural Gas	4,786	CCF	\$3,316.16	\$0.00	\$3,316.16	0.6929	21.42%
Water	540	CCF	\$1,831.52	\$0.00	\$1,831.52	3.3917	11.83%
Sewer	287	CCF	\$835.94	\$0.00	\$835.94	2.9127	5.40%
<b>Total Cost:</b>			<b>\$15,482.45</b>	<b>\$0.00</b>	<b>\$15,482.45</b>		

For BURGESS HIGH SCHOOL



*Filters: Cost Center Name Not Equal To DoNotReport; Billing Period Equal To 201503All Meter CodesAll Group Names*



**elpaso**

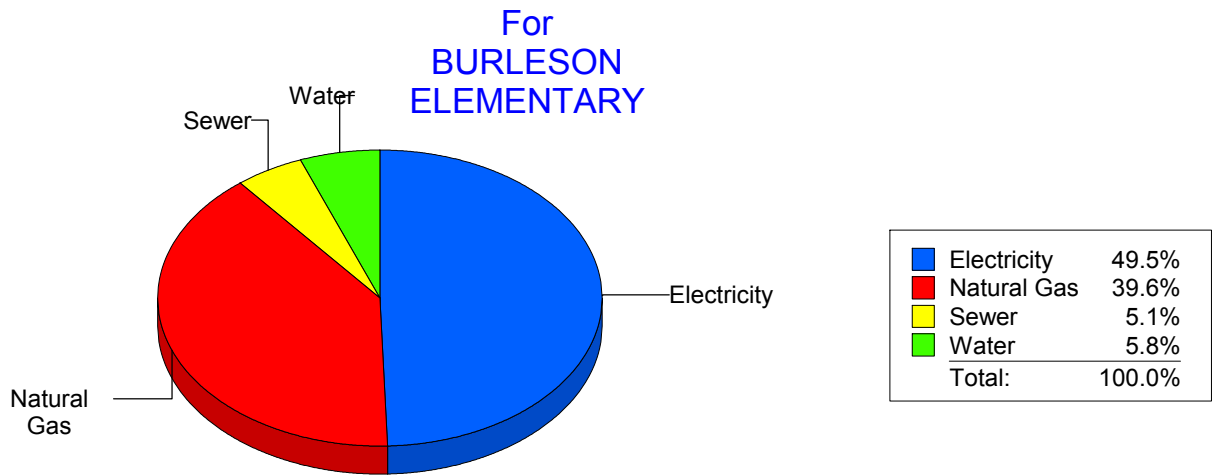
Energy CAP

Cost Avoidance Program

**Cost Summary Graph**

Grouped by Energy Type

Energy Type	Use	Units	Meter Cost	Special Charges	Total Cost	Avg Unit Cost	% of Total Cost
<b>Site: BURLESON ELEMENTARY - BURLESON ELEMENTARY</b>							
Electricity	18,553	KWH	\$2,336.34	\$0.00	\$2,336.34	0.1259	49.49%
Natural Gas	2,534	CCF	\$1,868.06	\$0.00	\$1,868.06	0.7372	39.57%
Water	108	CCF	\$275.08	\$0.00	\$275.08	2.5470	5.83%
Sewer	69	CCF	\$241.75	\$0.00	\$241.75	3.5036	5.12%
<b>Total Cost:</b>			<b>\$4,721.23</b>	<b>\$0.00</b>	<b>\$4,721.23</b>		



*Filters: Cost Center Name Not Equal To DoNotReport; Billing Period Equal To 201503All Meter CodesAll Group Names*

**elpaso**

Energy CAP

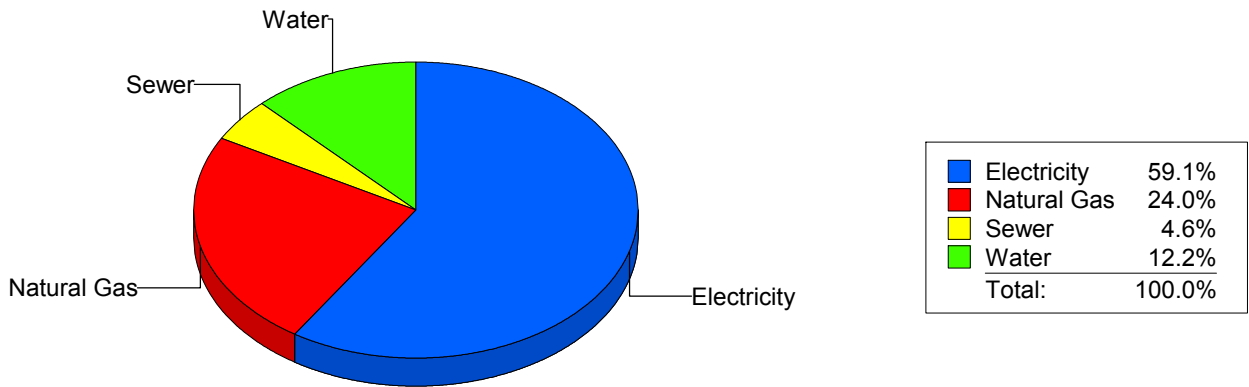
Cost Avoidance Program

**Cost Summary Graph**

Grouped by Energy Type

Energy Type	Use	Units	Meter Cost	Special Charges	Total Cost	Avg Unit Cost	% of Total Cost
<b>Site: BURNET ELEMENTARY - BURNET ELEMENTARY</b>							
Electricity	18,594	KWH	\$2,672.04	\$0.00	\$2,672.04	0.1437	59.10%
Natural Gas	1,315	CCF	\$1,086.79	\$0.00	\$1,086.79	0.8265	24.04%
Water	153	CCF	\$553.62	\$0.00	\$553.62	3.6184	12.24%
Sewer	47	CCF	\$208.97	\$0.00	\$208.97	4.4462	4.62%
<b>Total Cost:</b>			<b>\$4,521.42</b>	<b>\$0.00</b>	<b>\$4,521.42</b>		

For BURNET ELEMENTARY



*Filters: Cost Center Name Not Equal To DoNotReport; Billing Period Equal To 201503All Meter CodesAll Group Names*

**elpaso**

Energy CAP

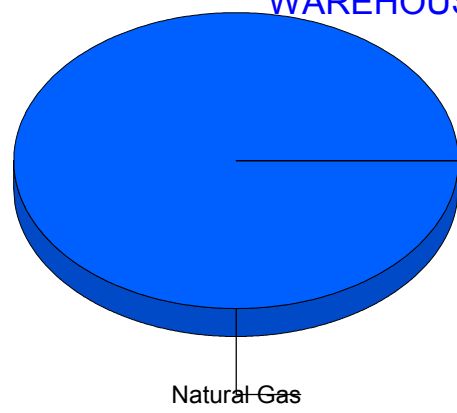
Cost Avoidance Program

**Cost Summary Graph**

Grouped by Energy Type

Energy Type	Use	Units	Meter Cost	Special Charges	Total Cost	Avg Unit Cost	% of Total Cost
<b>Site: BUTTERFIELDTRAILWAREHOUSE - BUTTERFIELD TRAIL WAREHOUSE</b>							
Natural Gas		0 CCF	\$80.07	\$0.00	\$80.07	0.0000	100.00%
<b>Total Cost:</b>			<b>\$80.07</b>	<b>\$0.00</b>	<b>\$80.07</b>		

For  
BUTTERFIELD  
TRAIL  
WAREHOUSE



■	Natural Gas	100.0%
Total:		100.0%

*Filters: Cost Center Name Not Equal To DoNotReport; Billing Period Equal To 201503All Meter CodesAll Group Names*

**elpaso**

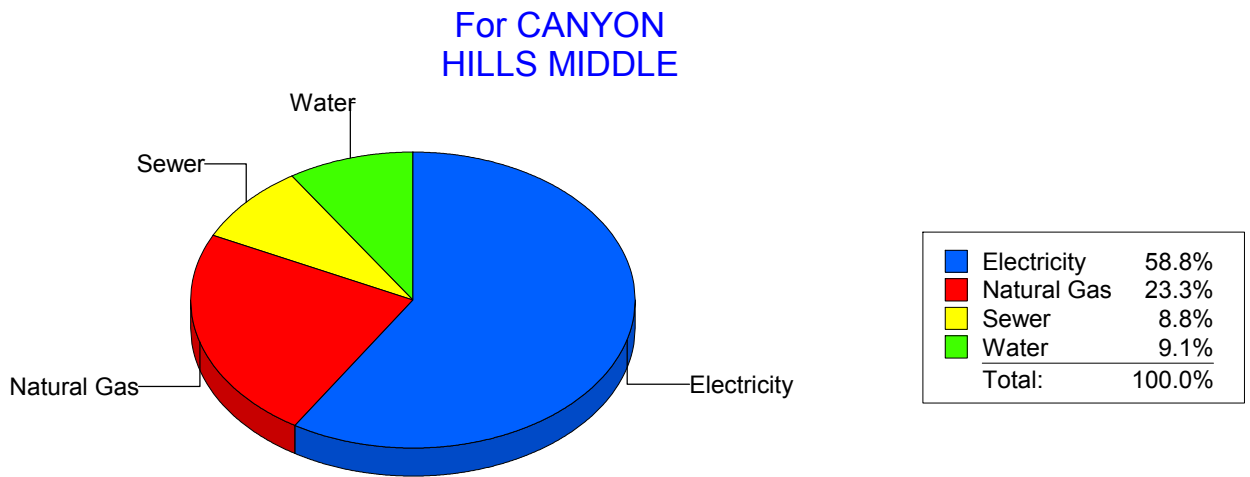
Energy CAP

Cost Avoidance Program

**Cost Summary Graph**

Grouped by Energy Type

Energy Type	Use	Units	Meter Cost	Special Charges	Total Cost	Avg Unit Cost	% of Total Cost
<b>Site: CANYON HILLS MIDDLE - CANYON HILLS MIDDLE</b>							
Electricity	48,670	KWH	\$5,199.16	\$0.00	\$5,199.16	0.1068	58.76%
Natural Gas	2,952	CCF	\$2,065.28	\$0.00	\$2,065.28	0.6996	23.34%
Water	248	CCF	\$804.90	\$0.00	\$804.90	3.2456	9.10%
Sewer	190	CCF	\$778.24	\$0.00	\$778.24	4.0960	8.80%
<b>Total Cost:</b>			<b>\$8,847.58</b>	<b>\$0.00</b>	<b>\$8,847.58</b>		



*Filters: Cost Center Name Not Equal To DoNotReport; Billing Period Equal To 201503All Meter CodesAll Group Names*

**el Paso**

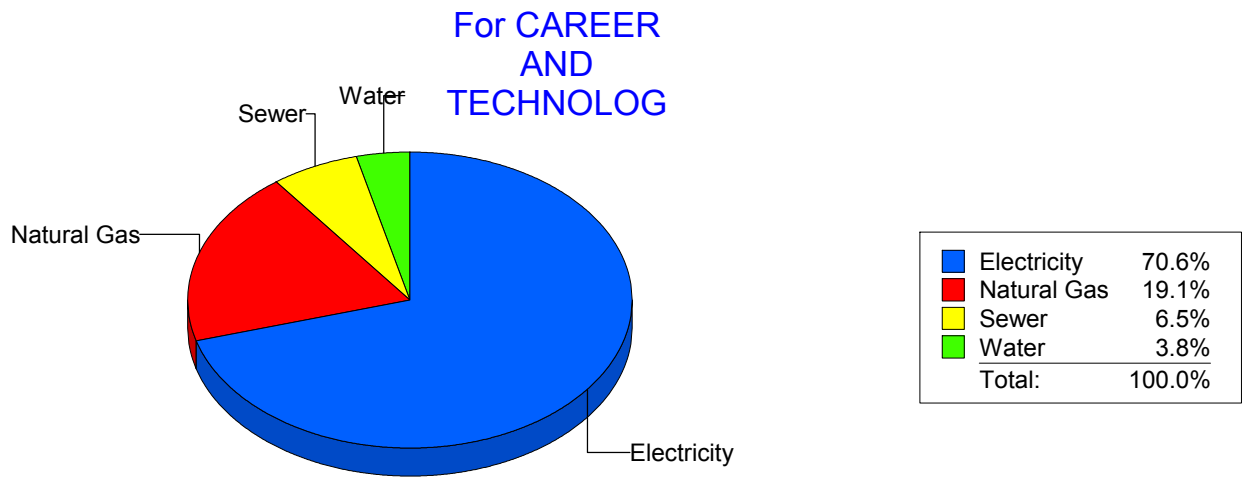
Energy CAP

Cost Avoidance Program

**Cost Summary Graph**

Grouped by Energy Type

Energy Type	Use	Units	Meter Cost	Special Charges	Total Cost	Avg Unit Cost	% of Total Cost
<b>Site: CAREER AND TECHNOLOG - CAREER AND TECHNOLOG</b>							
Electricity	72,983	KWH	\$8,124.24	\$0.00	\$8,124.24	0.1113	70.64%
Natural Gas	3,276	CCF	\$2,193.31	\$0.00	\$2,193.31	0.6695	19.07%
Water	153	CCF	\$434.13	\$0.00	\$434.13	2.8375	3.77%
Sewer	356	CCF	\$748.97	\$0.00	\$748.97	2.1038	6.51%
<b>Total Cost:</b>			<b>\$11,500.65</b>	<b>\$0.00</b>	<b>\$11,500.65</b>		



*Filters: Cost Center Name Not Equal To DoNotReport; Billing Period Equal To 201503All Meter CodesAll Group Names*

**elpaso**

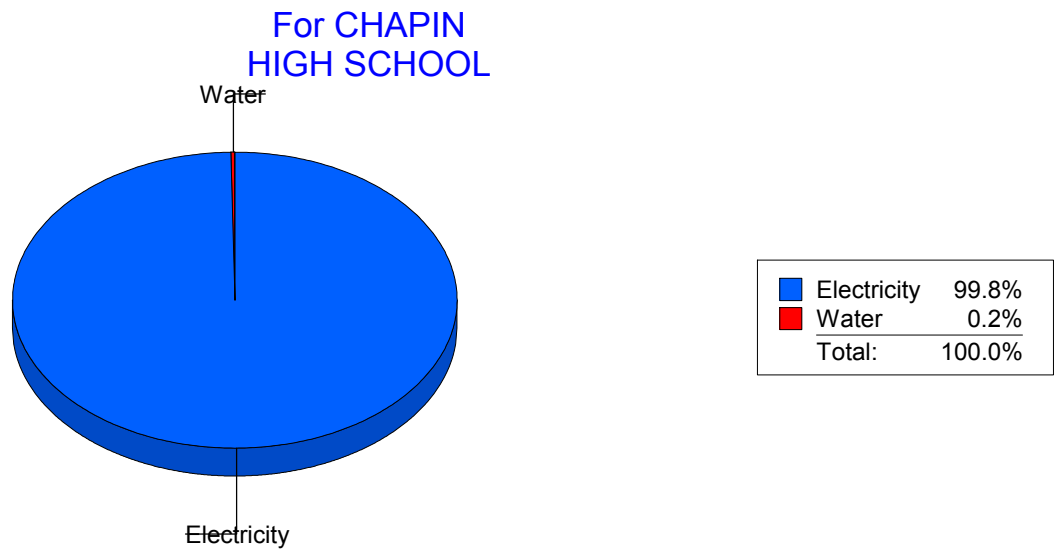
Energy CAP

Cost Avoidance Program

**Cost Summary Graph**

Grouped by Energy Type

Energy Type	Use	Units	Meter Cost	Special Charges	Total Cost	Avg Unit Cost	% of Total Cost
<b>Site: CHAPIN HIGH SCHOOL - CHAPIN HIGH SCHOOL</b>							
Electricity	216,598	KWH	\$22,410.19	\$0.00	\$22,410.19	0.1035	99.77%
Water	0	CCF	\$50.98	\$0.00	\$50.98	0.0000	0.23%
<b>Total Cost:</b>			<b>\$22,461.17</b>	<b>\$0.00</b>	<b>\$22,461.17</b>		



*Filters: Cost Center Name Not Equal To DoNotReport; Billing Period Equal To 201503All Meter CodesAll Group Names*

**el Paso**

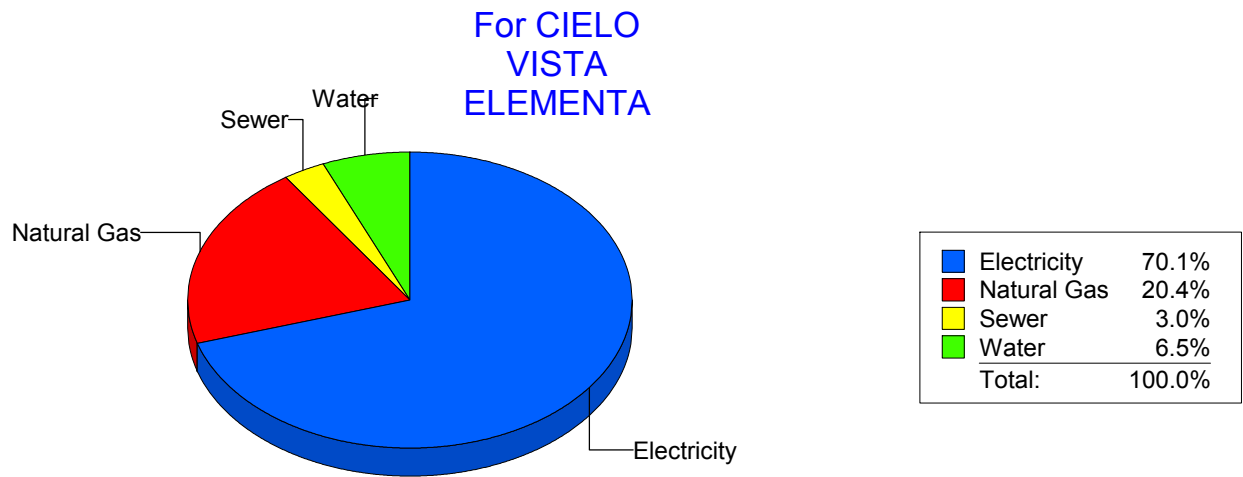
Energy CAP

Cost Avoidance Program

**Cost Summary Graph**

Grouped by Energy Type

Energy Type	Use	Units	Meter Cost	Special Charges	Total Cost	Avg Unit Cost	% of Total Cost
<b>Site: CIELO VISTA ELEMENTA - CIELO VISTA ELEMENTA</b>							
Electricity	40,660	KWH	\$5,306.24	\$0.00	\$5,306.24	0.1305	70.14%
Natural Gas	2,146	CCF	\$1,540.35	\$0.00	\$1,540.35	0.7178	20.36%
Water	166	CCF	\$491.89	\$0.00	\$491.89	2.9632	6.50%
Sewer	44	CCF	\$226.30	\$0.00	\$226.30	5.1432	2.99%
<b>Total Cost:</b>			<b>\$7,564.78</b>	<b>\$0.00</b>	<b>\$7,564.78</b>		



*Filters: Cost Center Name Not Equal To DoNotReport; Billing Period Equal To 201503All Meter CodesAll Group Names*

**elpaso**

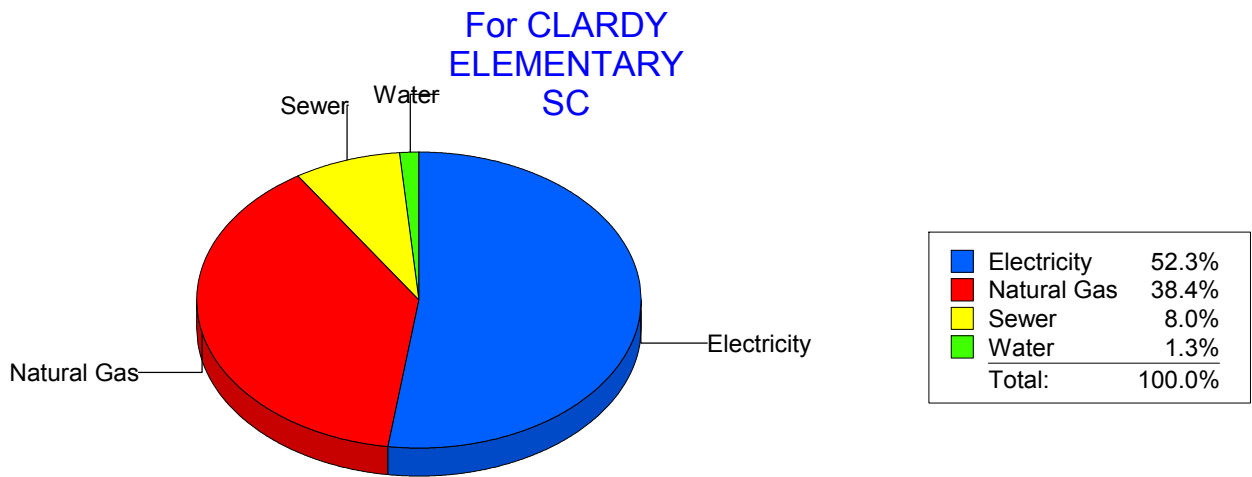
Energy CAP

Cost Avoidance Program

**Cost Summary Graph**

Grouped by Energy Type

Energy Type	Use	Units	Meter Cost	Special Charges	Total Cost	Avg Unit Cost	% of Total Cost
<b>Site: CLARDY ELEMENTARY SC - CLARDY ELEMENTARY SC</b>							
Electricity	21,927	KWH	\$2,966.82	\$0.00	\$2,966.82	0.1353	52.32%
Natural Gas	3,138	CCF	\$2,180.10	\$0.00	\$2,180.10	0.6947	38.44%
Water	4	CCF	\$71.91	\$0.00	\$71.91	17.9775	1.27%
Sewer	149	CCF	\$452.22	\$0.00	\$452.22	3.0350	7.97%
<b>Total Cost:</b>			<b>\$5,671.05</b>	<b>\$0.00</b>	<b>\$5,671.05</b>		



*Filters: Cost Center Name Not Equal To DoNotReport; Billing Period Equal To 201503All Meter CodesAll Group Names*



**elpaso**

Energy CAP

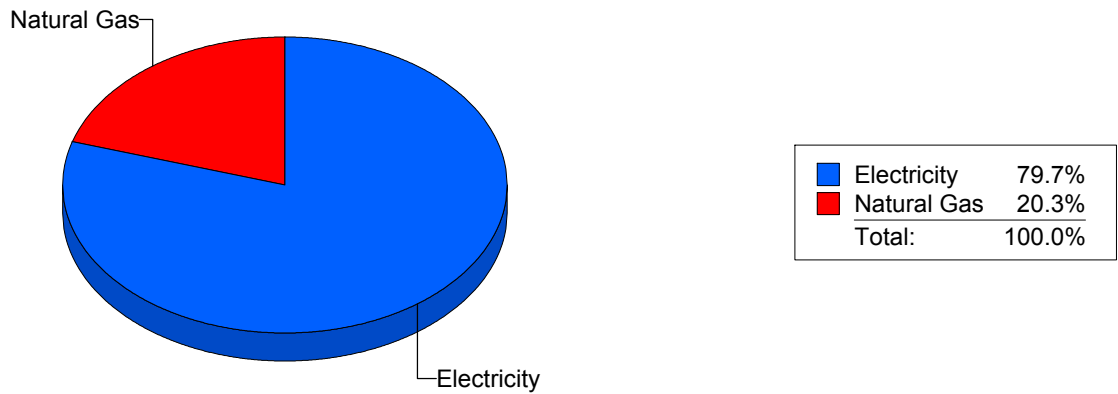
Cost Avoidance Program

**Cost Summary Graph**

Grouped by Energy Type

Energy Type	Use	Units	Meter Cost	Special Charges	Total Cost	Avg Unit Cost	% of Total Cost
<b>Site: CLENDININ - CLENDININ</b>							
Electricity	27,652	KWH	\$3,509.37	\$0.00	\$3,509.37	0.1269	79.71%
Natural Gas	1,260	CCF	\$893.07	\$0.00	\$893.07	0.7088	20.29%
<b>Total Cost:</b>			<b>\$4,402.44</b>	<b>\$0.00</b>	<b>\$4,402.44</b>		

For CLENDININ



*Filters: Cost Center Name Not Equal To DoNotReport; Billing Period Equal To 201503All Meter CodesAll Group Names*

**el Paso**

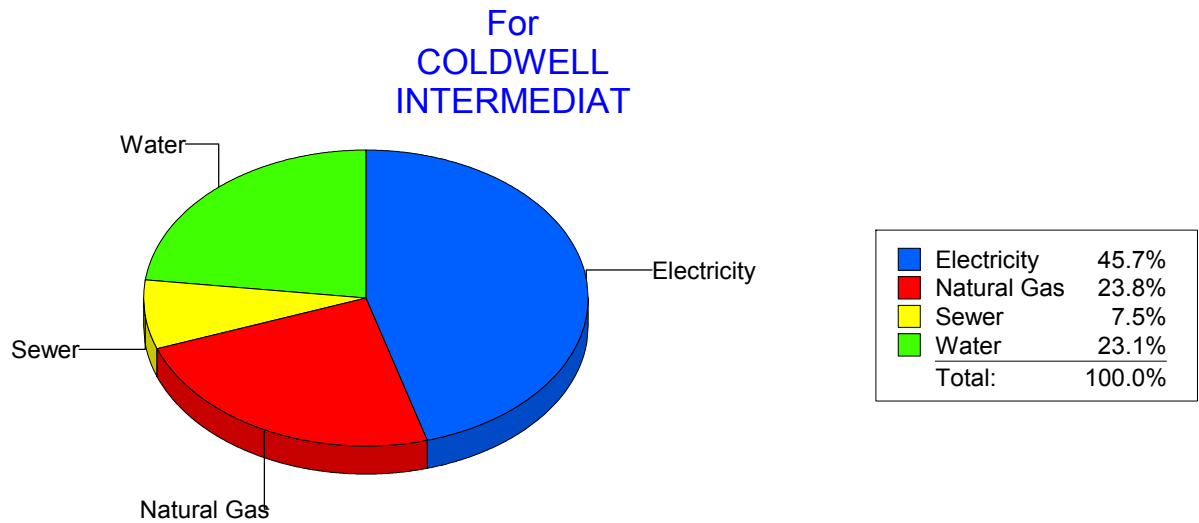
Energy CAP

Cost Avoidance Program

**Cost Summary Graph**

Grouped by Energy Type

Energy Type	Use	Units	Meter Cost	Special Charges	Total Cost	Avg Unit Cost	% of Total Cost
<b>Site: COLDWELL INTERMEDIAT - COLDWELL INTERMEDIAT</b>							
Electricity	22,671	KWH	\$2,866.77	\$0.00	\$2,866.77	0.1265	45.66%
Natural Gas	1,957	CCF	\$1,495.31	\$0.00	\$1,495.31	0.7641	23.81%
Water	489	CCF	\$1,449.03	\$0.00	\$1,449.03	2.9633	23.08%
Sewer	182	CCF	\$467.91	\$0.00	\$467.91	2.5709	7.45%
<b>Total Cost:</b>			<b>\$6,279.02</b>	<b>\$0.00</b>	<b>\$6,279.02</b>		



*Filters: Cost Center Name Not Equal To DoNotReport; Billing Period Equal To 201503All Meter CodesAll Group Names*

**elpaso**

Energy CAP

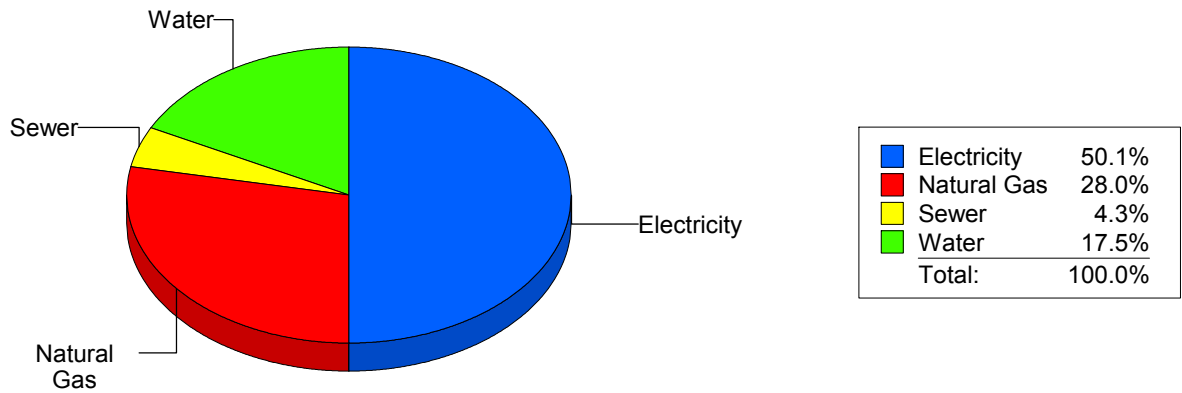
Cost Avoidance Program

**Cost Summary Graph**

Grouped by Energy Type

Energy Type	Use	Units	Meter Cost	Special Charges	Total Cost	Avg Unit Cost	% of Total Cost
<b>Site: COLLINS ELEMENTARY - COLLINS ELEMENTARY</b>							
Electricity	45,757	KWH	\$5,020.71	\$0.00	\$5,020.71	0.1097	50.13%
Natural Gas	4,115	CCF	\$2,807.20	\$0.00	\$2,807.20	0.6822	28.03%
Water	482	CCF	\$1,753.13	\$0.00	\$1,753.13	3.6372	17.50%
Sewer	184	CCF	\$434.90	\$0.00	\$434.90	2.3636	4.34%
<b>Total Cost:</b>			<b>\$10,015.94</b>	<b>\$0.00</b>	<b>\$10,015.94</b>		

For COLLINS ELEMENTARY



*Filters: Cost Center Name Not Equal To DoNotReport; Billing Period Equal To 201503All Meter CodesAll Group Names*

**elpaso**

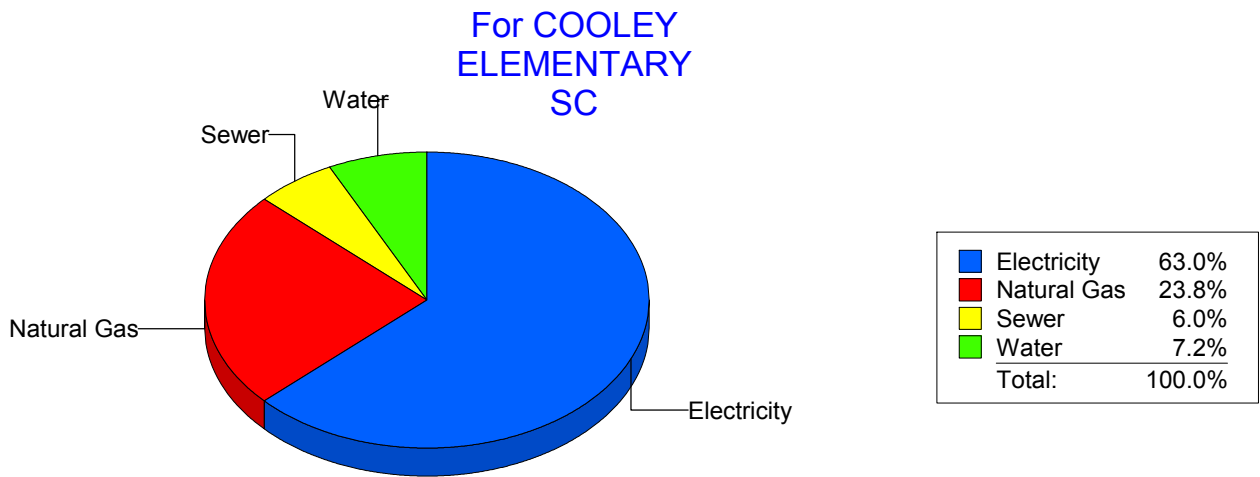
Energy CAP

Cost Avoidance Program

**Cost Summary Graph**

Grouped by Energy Type

Energy Type	Use	Units	Meter Cost	Special Charges	Total Cost	Avg Unit Cost	% of Total Cost
<b>Site: COOLEY ELEMENTARY SC - COOLEY ELEMENTARY SC</b>							
Electricity	69,800	KWH	\$6,816.61	\$0.00	\$6,816.61	0.0977	63.03%
Natural Gas	3,747	CCF	\$2,577.71	\$0.00	\$2,577.71	0.6879	23.83%
Water	221	CCF	\$773.35	\$0.00	\$773.35	3.4993	7.15%
Sewer	148	CCF	\$647.46	\$0.00	\$647.46	4.3747	5.99%
<b>Total Cost:</b>			<b>\$10,815.13</b>	<b>\$0.00</b>	<b>\$10,815.13</b>		



*Filters: Cost Center Name Not Equal To DoNotReport; Billing Period Equal To 201503All Meter CodesAll Group Names*

**elpaso**

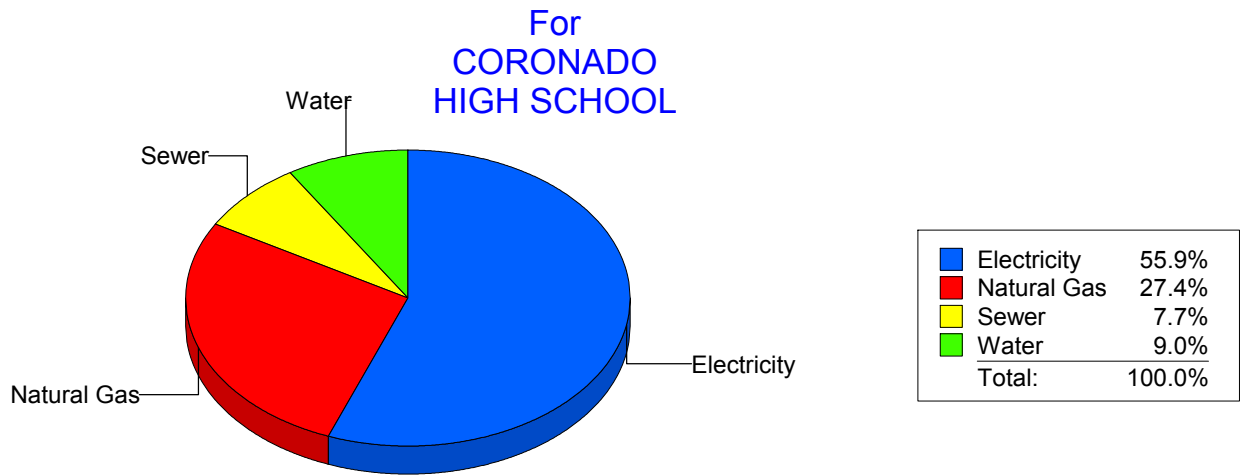
Energy CAP

Cost Avoidance Program

**Cost Summary Graph**

Grouped by Energy Type

Energy Type	Use	Units	Meter Cost	Special Charges	Total Cost	Avg Unit Cost	% of Total Cost
<b>Site: CORONADO HIGH SCHOOL - CORONADO HIGH SCHOOL</b>							
Electricity	152,297	KWH	\$17,209.24	\$0.00	\$17,209.24	0.1130	55.87%
Natural Gas	12,868	CCF	\$8,448.99	\$0.00	\$8,448.99	0.6566	27.43%
Water	1,711	CCF	\$2,775.50	\$0.00	\$2,775.50	1.6222	9.01%
Sewer	1,352	CCF	\$2,366.92	\$0.00	\$2,366.92	1.7507	7.68%
<b>Total Cost:</b>			<b>\$30,800.65</b>	<b>\$0.00</b>	<b>\$30,800.65</b>		



*Filters: Cost Center Name Not Equal To DoNotReport; Billing Period Equal To 201503All Meter CodesAll Group Names*

**elpaso**

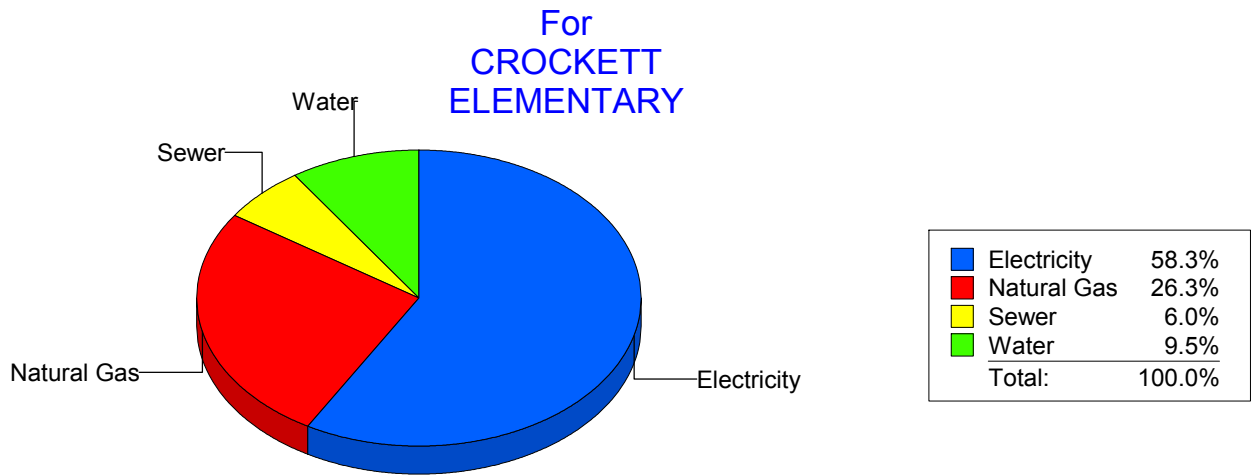
Energy CAP

Cost Avoidance Program

**Cost Summary Graph**

Grouped by Energy Type

Energy Type	Use	Units	Meter Cost	Special Charges	Total Cost	Avg Unit Cost	% of Total Cost
<b>Site: CROCKETT - CROCKETT ELEMENTARY</b>							
Electricity	22,000	KWH	\$2,581.67	\$0.00	\$2,581.67	0.1173	58.26%
Natural Gas	1,680	CCF	\$1,164.57	\$0.00	\$1,164.57	0.6932	26.28%
Water	132	CCF	\$419.74	\$0.00	\$419.74	3.1798	9.47%
Sewer	85	CCF	\$265.59	\$0.00	\$265.59	3.1246	5.99%
<b>Total Cost:</b>			<b>\$4,431.57</b>	<b>\$0.00</b>	<b>\$4,431.57</b>		



*Filters: Cost Center Name Not Equal To DoNotReport; Billing Period Equal To 201503All Meter CodesAll Group Names*

**elpaso**

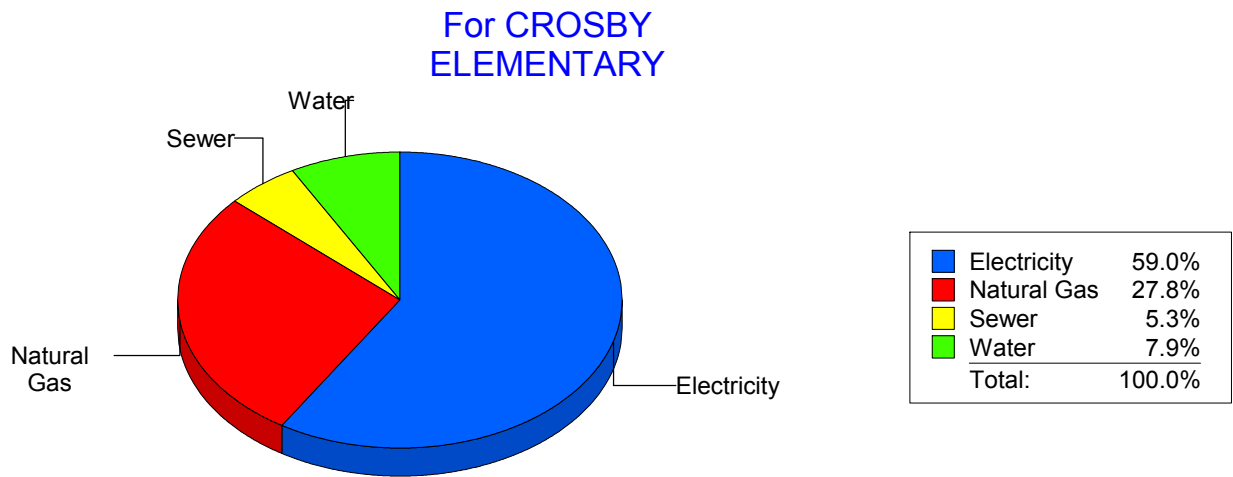
Energy CAP

Cost Avoidance Program

**Cost Summary Graph**

Grouped by Energy Type

Energy Type	Use	Units	Meter Cost	Special Charges	Total Cost	Avg Unit Cost	% of Total Cost
<b>Site: CROSBY ELEMENTARY - CROSBY ELEMENTARY</b>							
Electricity	27,033	KWH	\$2,889.06	\$0.00	\$2,889.06	0.1069	58.99%
Natural Gas	1,865	CCF	\$1,359.61	\$0.00	\$1,359.61	0.7290	27.76%
Water	149	CCF	\$389.04	\$0.00	\$389.04	2.6110	7.94%
Sewer	81	CCF	\$259.63	\$0.00	\$259.63	3.2053	5.30%
<b>Total Cost:</b>			<b>\$4,897.34</b>	<b>\$0.00</b>	<b>\$4,897.34</b>		



*Filters: Cost Center Name Not Equal To DoNotReport; Billing Period Equal To 201503All Meter CodesAll Group Names*

**elpaso**

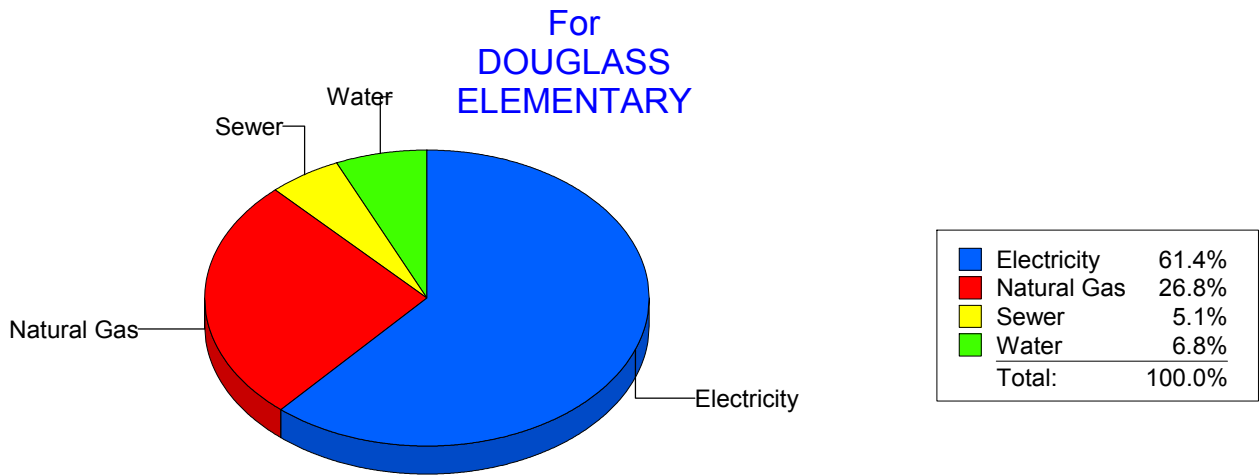
Energy CAP

Cost Avoidance Program

**Cost Summary Graph**

Grouped by Energy Type

Energy Type	Use	Units	Meter Cost	Special Charges	Total Cost	Avg Unit Cost	% of Total Cost
<b>Site: DOUGLASS ELEMENTARY - DOUGLASS ELEMENTARY</b>							
Electricity	30,150	KWH	\$3,218.27	\$0.00	\$3,218.27	0.1067	61.36%
Natural Gas	1,945	CCF	\$1,406.59	\$0.00	\$1,406.59	0.7232	26.82%
Water	125	CCF	\$355.03	\$0.00	\$355.03	2.8402	6.77%
Sewer	82	CCF	\$264.91	\$0.00	\$264.91	3.2306	5.05%
<b>Total Cost:</b>			<b>\$5,244.80</b>	<b>\$0.00</b>	<b>\$5,244.80</b>		



*Filters: Cost Center Name Not Equal To DoNotReport; Billing Period Equal To 201503All Meter CodesAll Group Names*



**elpaso**

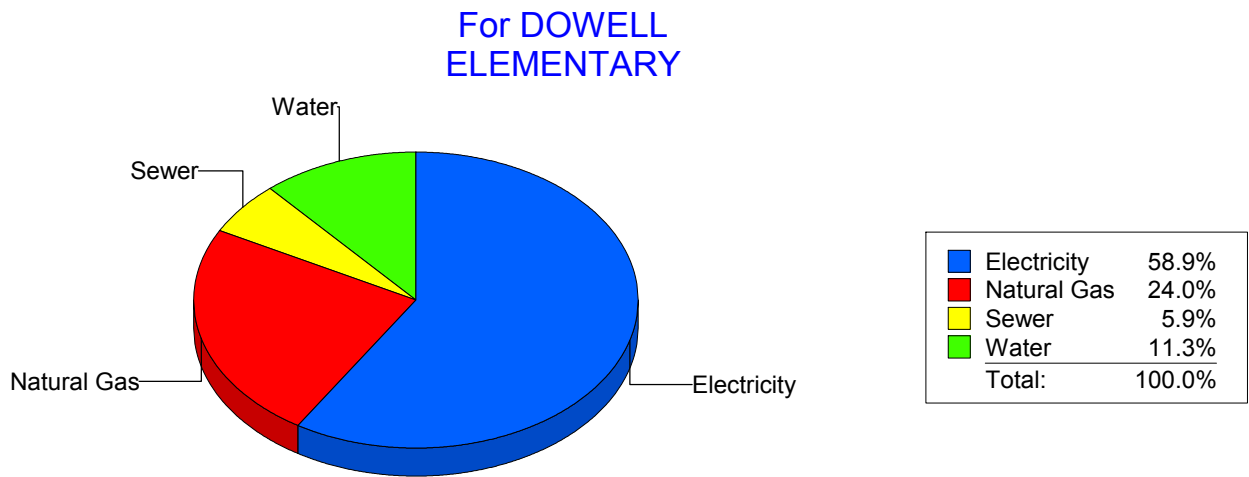
Energy CAP

Cost Avoidance Program

**Cost Summary Graph**

Grouped by Energy Type

Energy Type	Use	Units	Meter Cost	Special Charges	Total Cost	Avg Unit Cost	% of Total Cost
<b>Site: DOWELL ELEMENTARY - DOWELL ELEMENTARY</b>							
Electricity	16,880	KWH	\$1,926.90	\$0.00	\$1,926.90	0.1142	58.86%
Natural Gas	1,093	CCF	\$784.83	\$0.00	\$784.83	0.7181	23.97%
Water	149	CCF	\$368.61	\$0.00	\$368.61	2.4739	11.26%
Sewer	91	CCF	\$193.39	\$0.00	\$193.39	2.1252	5.91%
<b>Total Cost:</b>			<b>\$3,273.73</b>	<b>\$0.00</b>	<b>\$3,273.73</b>		



*Filters: Cost Center Name Not Equal To DoNotReport; Billing Period Equal To 201503All Meter CodesAll Group Names*

**elpaso**

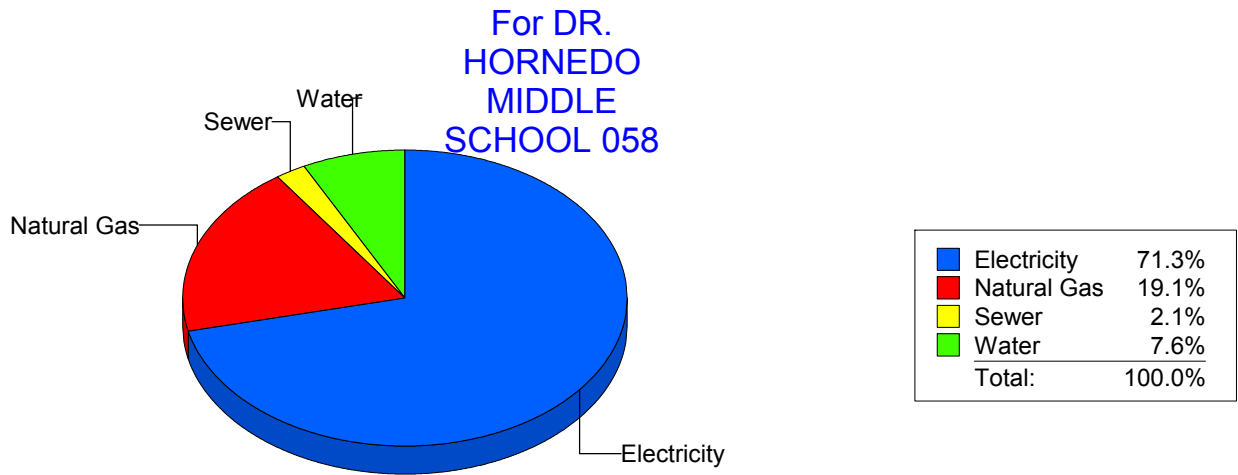
Energy CAP

Cost Avoidance Program

**Cost Summary Graph**

Grouped by Energy Type

Energy Type	Use	Units	Meter Cost	Special Charges	Total Cost	Avg Unit Cost	% of Total Cost
<b>Site: DRHORNEDOMIDDLESCHOOL - DR. HORNEDO MIDDLE SCHOOL 058</b>							
Electricity	73,100	KWH	\$14,634.27	\$0.00	\$14,634.27	0.2002	71.25%
Natural Gas	5,985	CCF	\$3,915.51	\$0.00	\$3,915.51	0.6542	19.06%
Water	440	CCF	\$1,563.47	\$0.00	\$1,563.47	3.5533	7.61%
Sewer	119	CCF	\$424.88	\$0.00	\$424.88	3.5704	2.07%
<b>Total Cost:</b>			<b>\$20,538.13</b>	<b>\$0.00</b>	<b>\$20,538.13</b>		



*Filters: Cost Center Name Not Equal To DoNotReport; Billing Period Equal To 201503All Meter CodesAll Group Names*

**elpaso**

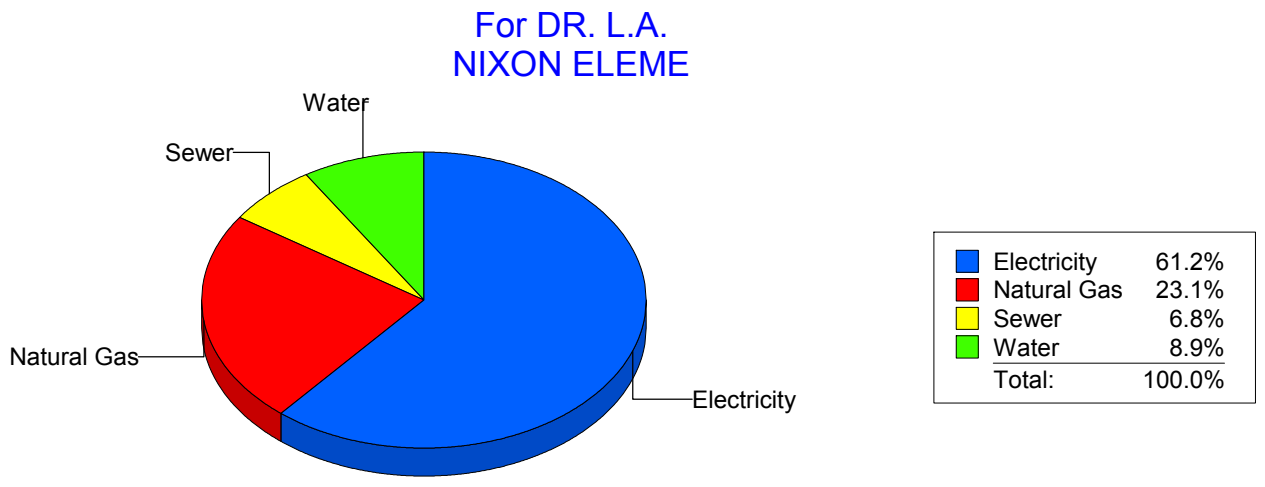
Energy CAP

Cost Avoidance Program

**Cost Summary Graph**

Grouped by Energy Type

Energy Type	Use	Units	Meter Cost	Special Charges	Total Cost	Avg Unit Cost	% of Total Cost
<b>Site: DR. L.A. NIXON ELEME - DR. L.A. NIXON ELEME</b>							
Electricity	41,400	KWH	\$4,435.29	\$0.00	\$4,435.29	0.1071	61.22%
Natural Gas	2,353	CCF	\$1,674.67	\$0.00	\$1,674.67	0.7117	23.12%
Water	243	CCF	\$642.17	\$0.00	\$642.17	2.6427	8.86%
Sewer	137	CCF	\$492.13	\$0.00	\$492.13	3.5922	6.79%
<b>Total Cost:</b>			<b>\$7,244.26</b>	<b>\$0.00</b>	<b>\$7,244.26</b>		



*Filters: Cost Center Name Not Equal To DoNotReport; Billing Period Equal To 201503All Meter CodesAll Group Names*

**elpaso**

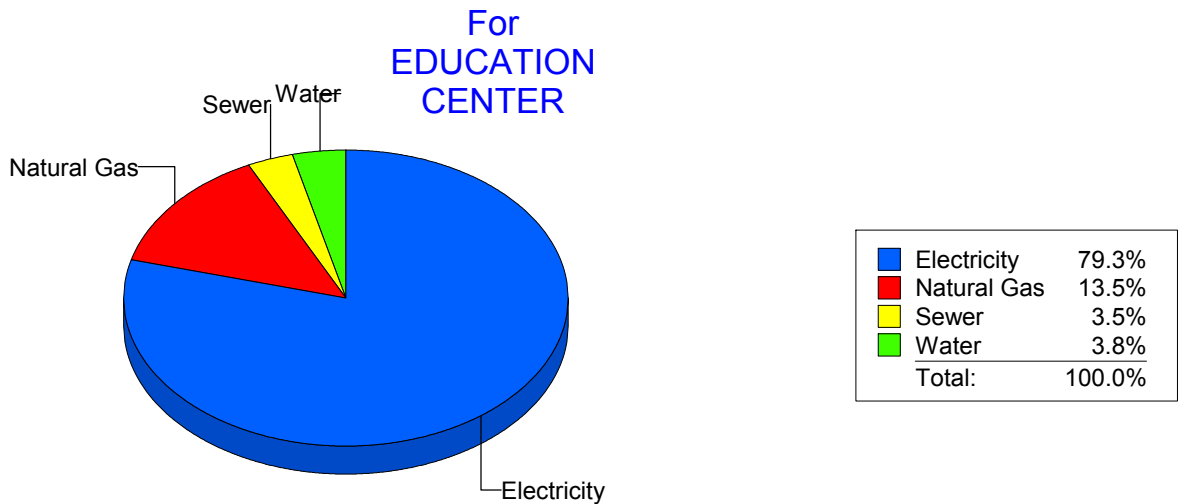
Energy CAP

Cost Avoidance Program

**Cost Summary Graph**

Grouped by Energy Type

Energy Type	Use	Units	Meter Cost	Special Charges	Total Cost	Avg Unit Cost	% of Total Cost
<b>Site: EDUCATION CENTER - EDUCATION CENTER</b>							
Electricity	213,456	KWH	\$20,732.10	\$0.00	\$20,732.10	0.0971	79.26%
Natural Gas	5,373	CCF	\$3,526.45	\$0.00	\$3,526.45	0.6563	13.48%
Water	358	CCF	\$985.05	\$0.00	\$985.05	2.7515	3.77%
Sewer	373	CCF	\$913.24	\$0.00	\$913.24	2.4484	3.49%
<b>Total Cost:</b>			<b>\$26,156.84</b>	<b>\$0.00</b>	<b>\$26,156.84</b>		



*Filters: Cost Center Name Not Equal To DoNotReport; Billing Period Equal To 201503All Meter CodesAll Group Names*

**elpaso**

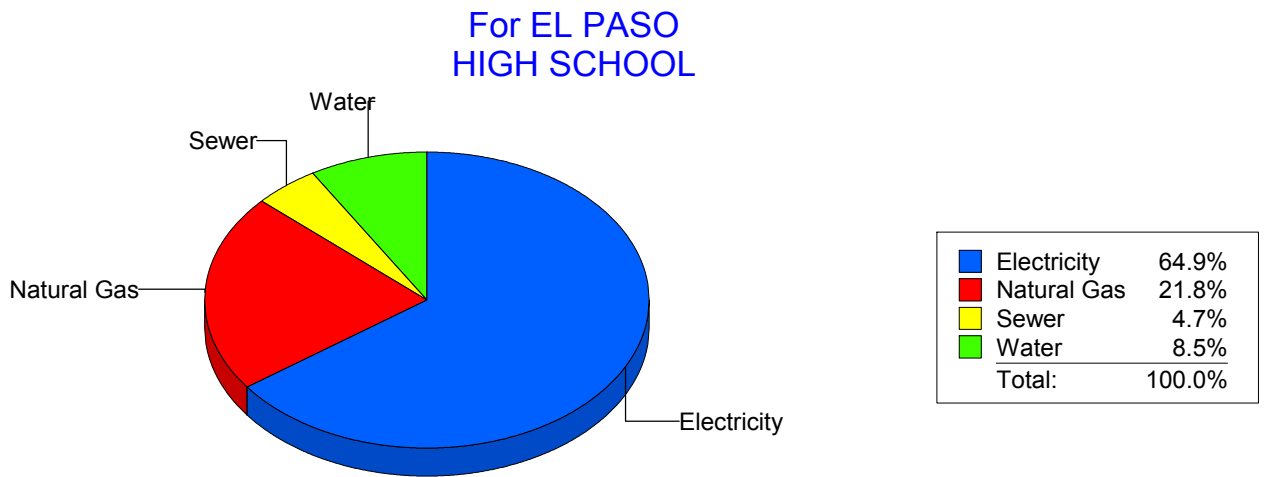
Energy CAP

Cost Avoidance Program

**Cost Summary Graph**

Grouped by Energy Type

Energy Type	Use	Units	Meter Cost	Special Charges	Total Cost	Avg Unit Cost	% of Total Cost
<b>Site: EL PASO HIGH SCHOOL - EL PASO HIGH SCHOOL</b>							
Electricity	117,053	KWH	\$14,180.72	\$0.00	\$14,180.72	0.1211	64.94%
Natural Gas	6,667	CCF	\$4,758.30	\$0.00	\$4,758.30	0.7137	21.79%
Water	684	CCF	\$1,861.76	\$0.00	\$1,861.76	2.7219	8.53%
Sewer	355	CCF	\$1,035.04	\$0.00	\$1,035.04	2.9156	4.74%
<b>Total Cost:</b>			<b>\$21,835.82</b>	<b>\$0.00</b>	<b>\$21,835.82</b>		



*Filters: Cost Center Name Not Equal To DoNotReport; Billing Period Equal To 201503All Meter CodesAll Group Names*

**el paso**

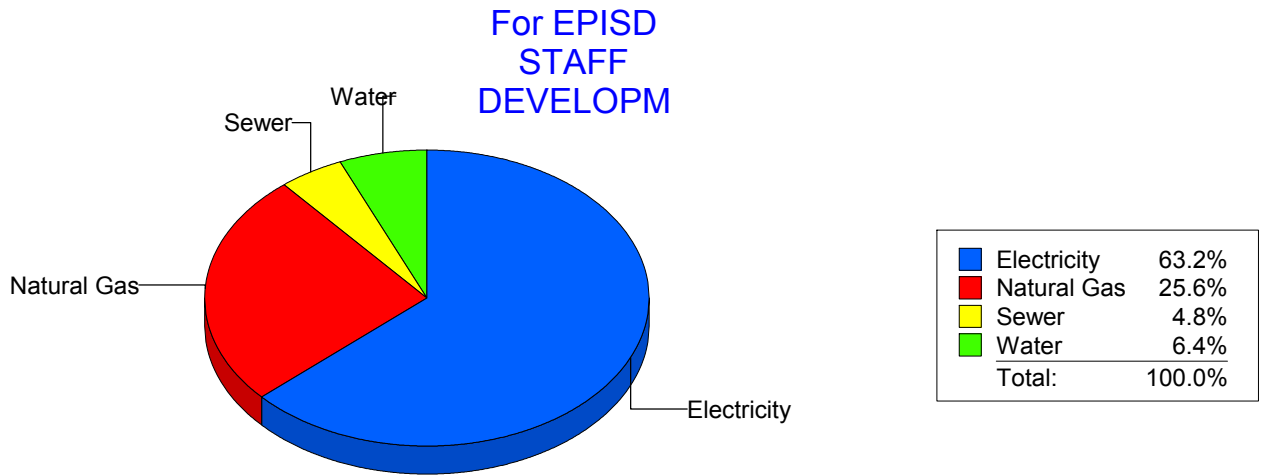
Energy CAP

Cost Avoidance Program

**Cost Summary Graph**

Grouped by Energy Type

Energy Type	Use	Units	Meter Cost	Special Charges	Total Cost	Avg Unit Cost	% of Total Cost
<b>Site: EPISD STAFF DEVELOPM - EPISD STAFF DEVELOPM</b>							
Electricity	9,040	KWH	\$1,056.34	\$0.00	\$1,056.34	0.1169	63.21%
Natural Gas	541	CCF	\$428.29	\$0.00	\$428.29	0.7917	25.63%
Water	24	CCF	\$106.45	\$0.00	\$106.45	4.4354	6.37%
Sewer	15	CCF	\$80.14	\$0.00	\$80.14	5.3427	4.80%
<b>Total Cost:</b>			<b>\$1,671.22</b>	<b>\$0.00</b>	<b>\$1,671.22</b>		



*Filters: Cost Center Name Not Equal To DoNotReport; Billing Period Equal To 201503All Meter CodesAll Group Names*

**elpaso**

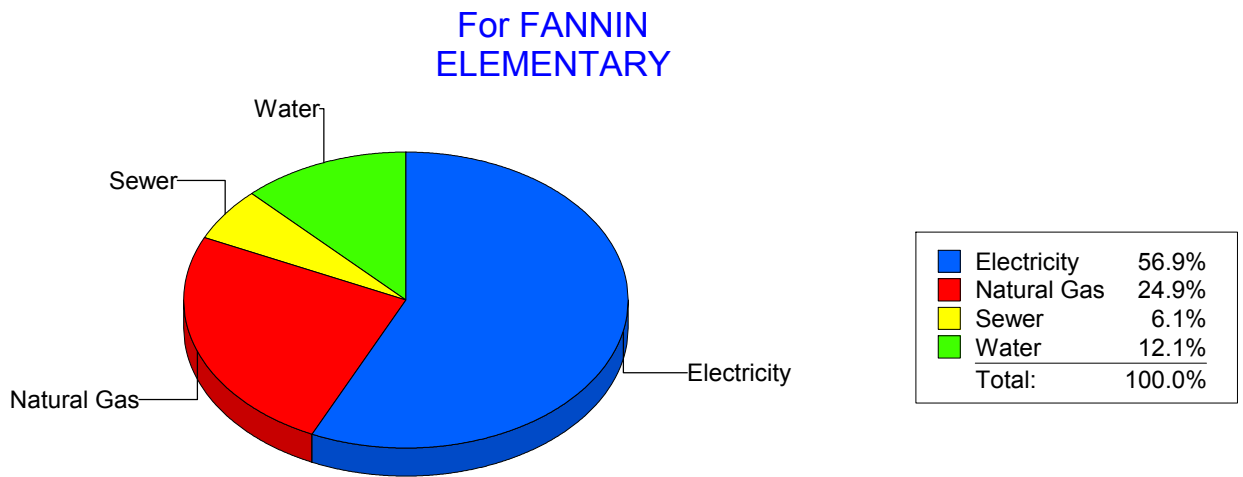
Energy CAP

Cost Avoidance Program

**Cost Summary Graph**

Grouped by Energy Type

Energy Type	Use	Units	Meter Cost	Special Charges	Total Cost	Avg Unit Cost	% of Total Cost
<b>Site: FANNIN ELEMENTARY - FANNIN ELEMENTARY</b>							
Electricity	30,988	KWH	\$3,659.30	\$0.00	\$3,659.30	0.1181	56.93%
Natural Gas	2,116	CCF	\$1,599.79	\$0.00	\$1,599.79	0.7560	24.89%
Water	263	CCF	\$777.38	\$0.00	\$777.38	2.9558	12.09%
Sewer	108	CCF	\$391.13	\$0.00	\$391.13	3.6216	6.09%
<b>Total Cost:</b>			<b>\$6,427.60</b>	<b>\$0.00</b>	<b>\$6,427.60</b>		



*Filters: Cost Center Name Not Equal To DoNotReport; Billing Period Equal To 201503All Meter CodesAll Group Names*

**elpaso**

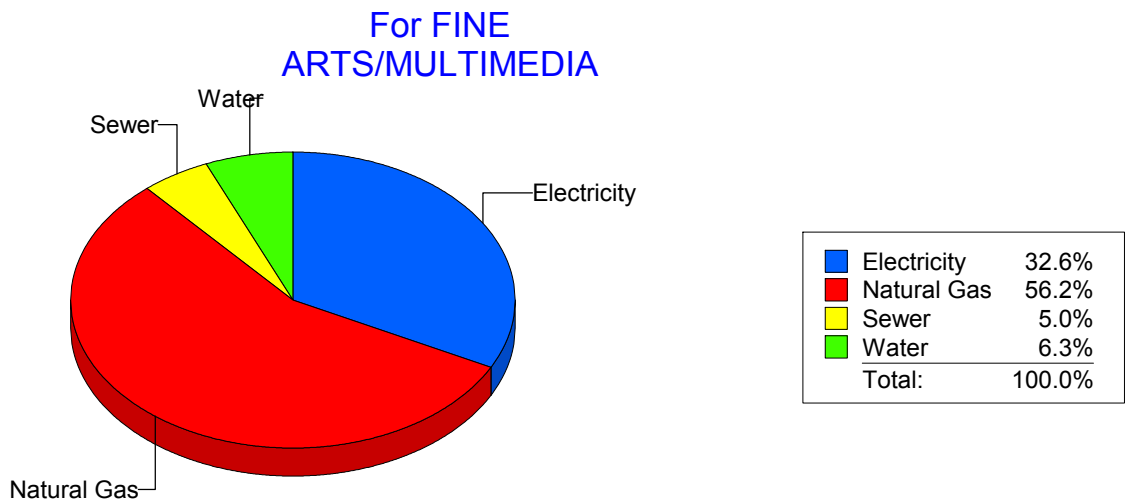
Energy CAP

Cost Avoidance Program

**Cost Summary Graph**

Grouped by Energy Type

Energy Type	Use	Units	Meter Cost	Special Charges	Total Cost	Avg Unit Cost	% of Total Cost
<b>Site: FINE ARTS/MULTIMEDIA - FINE ARTS/MULTIMEDIA</b>							
Electricity	10,093	KWH	\$1,102.62	\$0.00	\$1,102.62	0.1092	32.57%
Natural Gas	2,821	CCF	\$1,902.15	\$0.00	\$1,902.15	0.6743	56.18%
Water	96	CCF	\$211.75	\$0.00	\$211.75	2.2057	6.25%
Sewer	67	CCF	\$169.30	\$0.00	\$169.30	2.5269	5.00%
<b>Total Cost:</b>			<b>\$3,385.82</b>	<b>\$0.00</b>	<b>\$3,385.82</b>		



*Filters: Cost Center Name Not Equal To DoNotReport; Billing Period Equal To 201503All Meter CodesAll Group Names*



**elpaso**

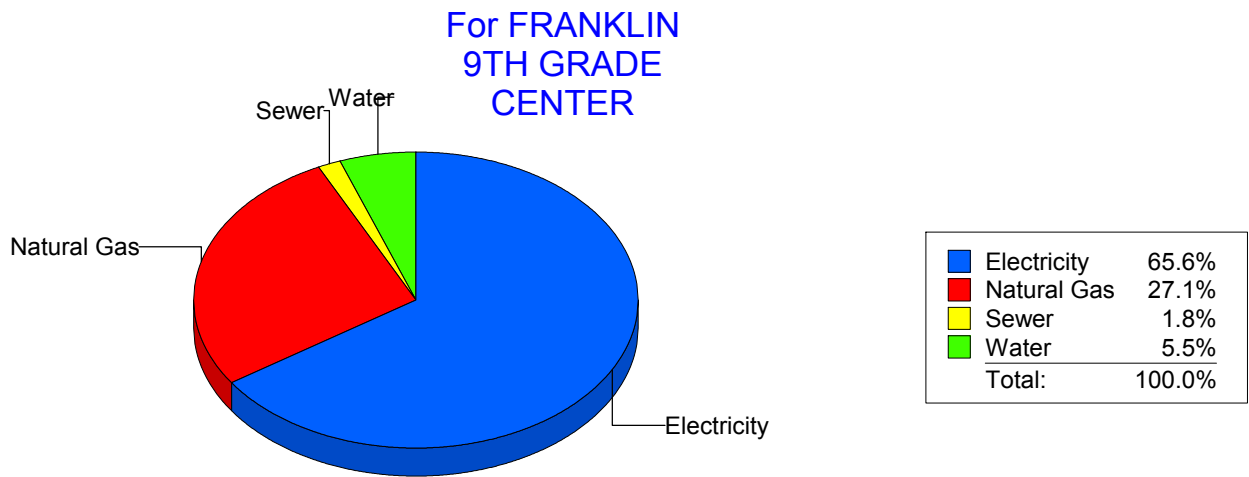
Energy CAP

Cost Avoidance Program

**Cost Summary Graph**

Grouped by Energy Type

Energy Type	Use	Units	Meter Cost	Special Charges	Total Cost	Avg Unit Cost	% of Total Cost
<b>Site: FRANKLIN9THGRADECENTER - FRANKLIN 9TH GRADE CENTER</b>							
Electricity	163,000	KWH	\$13,679.93	\$0.00	\$13,679.93	0.0839	65.63%
Natural Gas	8,700	CCF	\$5,641.54	\$0.00	\$5,641.54	0.6485	27.07%
Water	725	CCF	\$1,142.16	\$0.00	\$1,142.16	1.5754	5.48%
Sewer	89	CCF	\$380.18	\$0.00	\$380.18	4.2717	1.82%
<b>Total Cost:</b>			<b>\$20,843.81</b>	<b>\$0.00</b>	<b>\$20,843.81</b>		



*Filters: Cost Center Name Not Equal To DoNotReport; Billing Period Equal To 201503All Meter CodesAll Group Names*

**elpaso**

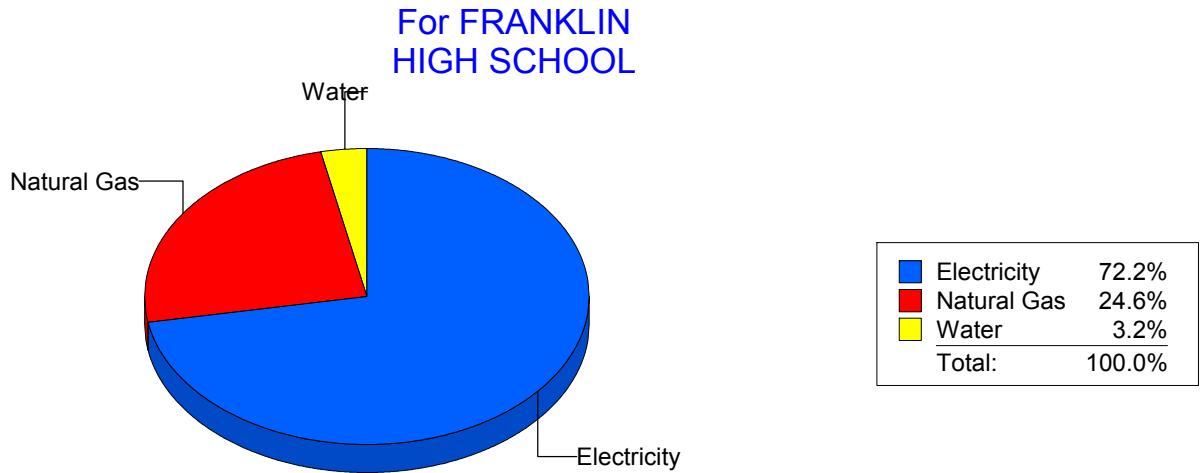
Energy CAP

Cost Avoidance Program

**Cost Summary Graph**

Grouped by Energy Type

Energy Type	Use	Units	Meter Cost	Special Charges	Total Cost	Avg Unit Cost	% of Total Cost
<b>Site: FRANKLIN HIGH SCHOOL - FRANKLIN HIGH SCHOOL</b>							
Electricity	232,142	KWH	\$23,751.27	\$0.00	\$23,751.27	0.1023	72.17%
Natural Gas	12,461	CCF	\$8,104.84	\$0.00	\$8,104.84	0.6504	24.63%
Water	533	CCF	\$1,056.02	\$0.00	\$1,056.02	1.9813	3.21%
<b>Total Cost:</b>			<b>\$32,912.13</b>	<b>\$0.00</b>	<b>\$32,912.13</b>		



*Filters: Cost Center Name Not Equal To DoNotReport; Billing Period Equal To 201503All Meter CodesAll Group Names*

**el paso**

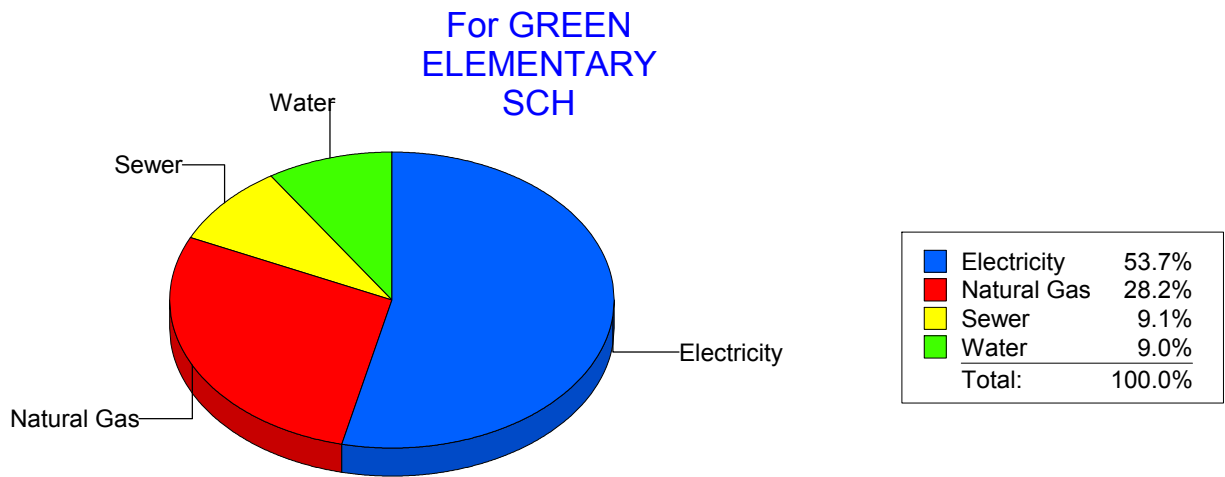
Energy CAP

Cost Avoidance Program

**Cost Summary Graph**

Grouped by Energy Type

Energy Type	Use	Units	Meter Cost	Special Charges	Total Cost	Avg Unit Cost	% of Total Cost
<b>Site: GREEN ELEMENTARY SCH - GREEN ELEMENTARY SCH</b>							
Electricity	33,600	KWH	\$3,341.47	\$0.00	\$3,341.47	0.0994	53.68%
Natural Gas	2,475	CCF	\$1,753.30	\$0.00	\$1,753.30	0.7084	28.17%
Water	165	CCF	\$562.49	\$0.00	\$562.49	3.4090	9.04%
Sewer	168	CCF	\$567.36	\$0.00	\$567.36	3.3771	9.11%
<b>Total Cost:</b>			<b>\$6,224.62</b>	<b>\$0.00</b>	<b>\$6,224.62</b>		



*Filters: Cost Center Name Not Equal To DoNotReport; Billing Period Equal To 201503All Meter CodesAll Group Names*

**elpaso**

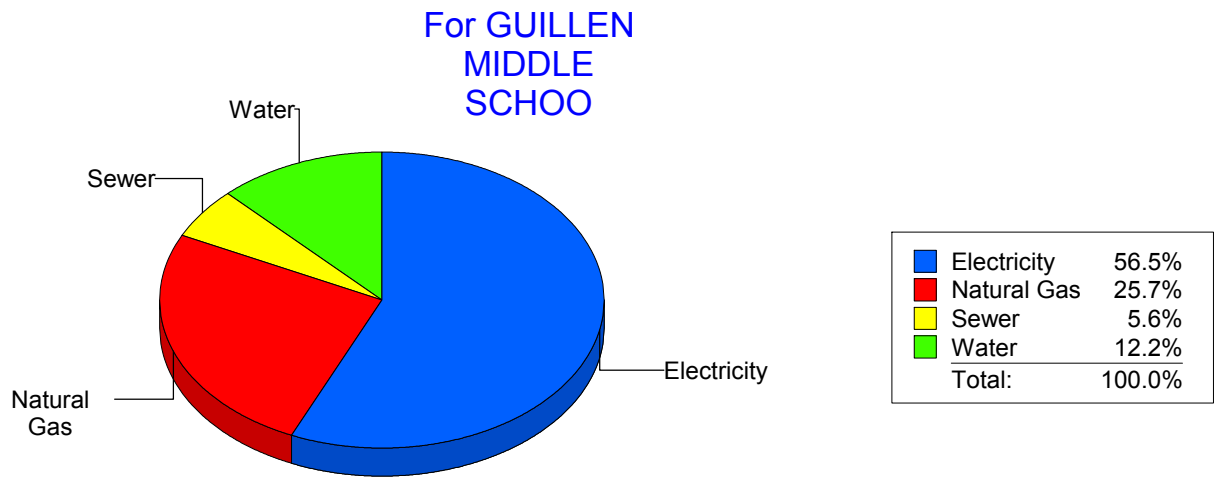
Energy CAP

Cost Avoidance Program

**Cost Summary Graph**

Grouped by Energy Type

Energy Type	Use	Units	Meter Cost	Special Charges	Total Cost	Avg Unit Cost	% of Total Cost
<b>Site: GUILLEN MIDDLE SCHOO - GUILLEN MIDDLE SCHOO</b>							
Electricity	66,776	KWH	\$6,951.81	\$0.00	\$6,951.81	0.1041	56.54%
Natural Gas	4,650	CCF	\$3,163.02	\$0.00	\$3,163.02	0.6802	25.72%
Water	554	CCF	\$1,497.79	\$0.00	\$1,497.79	2.7036	12.18%
Sewer	304	CCF	\$683.17	\$0.00	\$683.17	2.2473	5.56%
<b>Total Cost:</b>			<b>\$12,295.79</b>	<b>\$0.00</b>	<b>\$12,295.79</b>		



*Filters: Cost Center Name Not Equal To DoNotReport; Billing Period Equal To 201503All Meter CodesAll Group Names*

**el paso**

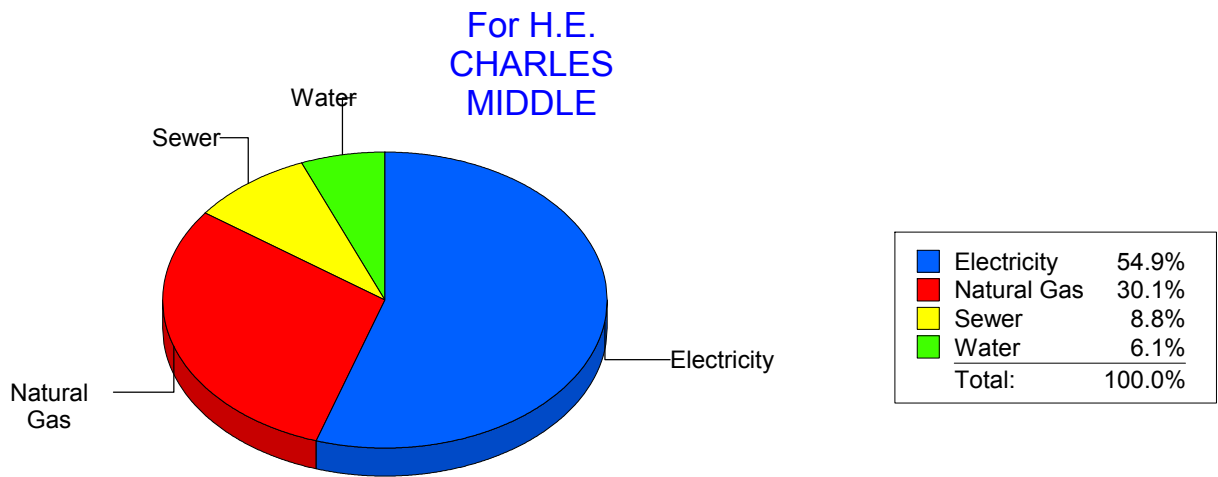
Energy CAP

Cost Avoidance Program

**Cost Summary Graph**

Grouped by Energy Type

Energy Type	Use	Units	Meter Cost	Special Charges	Total Cost	Avg Unit Cost	% of Total Cost
<b>Site: H.E. CHARLES MIDDLE - H.E. CHARLES MIDDLE</b>							
Electricity	63,823	KWH	\$7,128.50	\$0.00	\$7,128.50	0.1117	54.90%
Natural Gas	5,862	CCF	\$3,911.86	\$0.00	\$3,911.86	0.6673	30.13%
Water	374	CCF	\$797.36	\$0.00	\$797.36	2.1320	6.14%
Sewer	604	CCF	\$1,147.53	\$0.00	\$1,147.53	1.8999	8.84%
<b>Total Cost:</b>			<b>\$12,985.25</b>	<b>\$0.00</b>	<b>\$12,985.25</b>		



*Filters: Cost Center Name Not Equal To DoNotReport; Billing Period Equal To 201503All Meter CodesAll Group Names*

**elpaso**

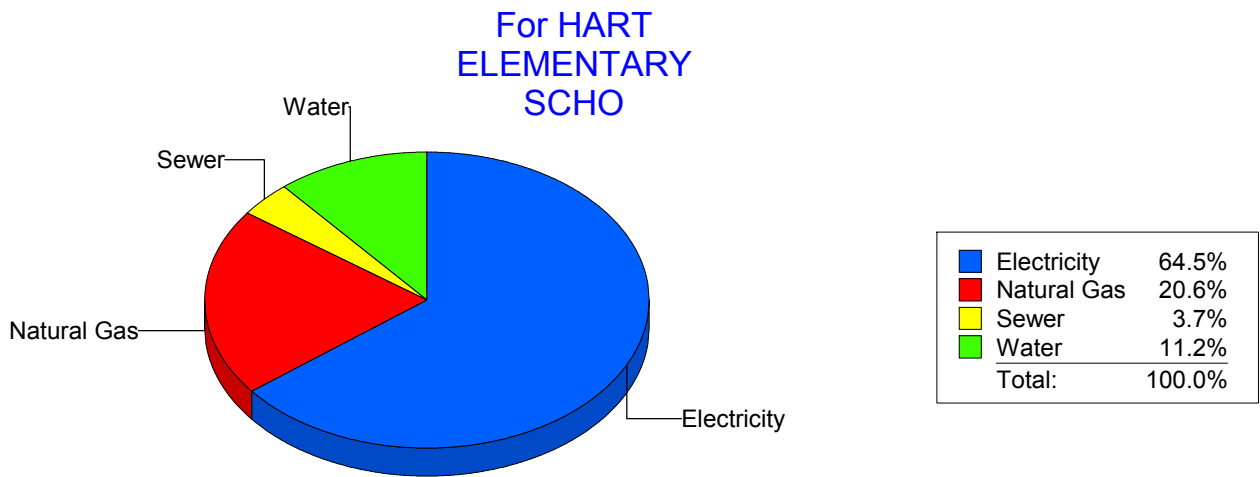
Energy CAP

Cost Avoidance Program

**Cost Summary Graph**

Grouped by Energy Type

Energy Type	Use	Units	Meter Cost	Special Charges	Total Cost	Avg Unit Cost	% of Total Cost
<b>Site: HART ELEMENTARY SCHO - HART ELEMENTARY SCHO</b>							
Electricity	35,520	KWH	\$4,173.35	\$0.00	\$4,173.35	0.1175	64.50%
Natural Gas	1,942	CCF	\$1,334.14	\$0.00	\$1,334.14	0.6870	20.62%
Water	170	CCF	\$726.46	\$0.00	\$726.46	4.2733	11.23%
Sewer	51	CCF	\$236.73	\$0.00	\$236.73	4.6418	3.66%
<b>Total Cost:</b>			<b>\$6,470.68</b>	<b>\$0.00</b>	<b>\$6,470.68</b>		



*Filters: Cost Center Name Not Equal To DoNotReport; Billing Period Equal To 201503All Meter CodesAll Group Names*

**elpaso**

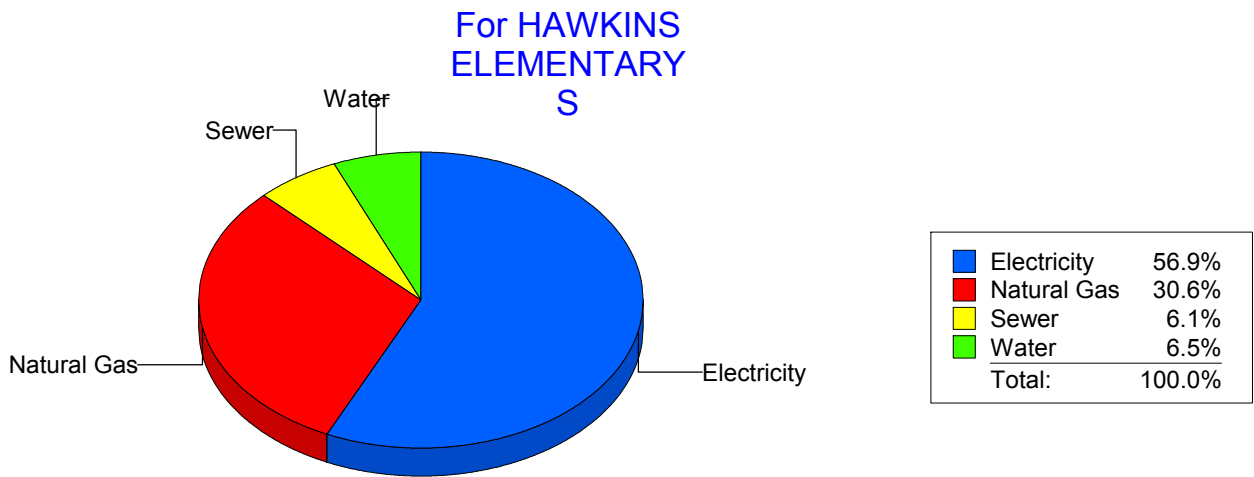
Energy CAP

Cost Avoidance Program

**Cost Summary Graph**

Grouped by Energy Type

Energy Type	Use	Units	Meter Cost	Special Charges	Total Cost	Avg Unit Cost	% of Total Cost
<b>Site: HAWKINS ELEMENTARY S - HAWKINS ELEMENTARY S</b>							
Electricity	20,703	KWH	\$2,157.95	\$0.00	\$2,157.95	0.1042	56.87%
Natural Gas	1,672	CCF	\$1,159.39	\$0.00	\$1,159.39	0.6934	30.56%
Water	75	CCF	\$245.66	\$0.00	\$245.66	3.2755	6.47%
Sewer	62	CCF	\$231.32	\$0.00	\$231.32	3.7310	6.10%
<b>Total Cost:</b>			<b>\$3,794.32</b>	<b>\$0.00</b>	<b>\$3,794.32</b>		



*Filters: Cost Center Name Not Equal To DoNotReport; Billing Period Equal To 201503All Meter CodesAll Group Names*

**elpaso**

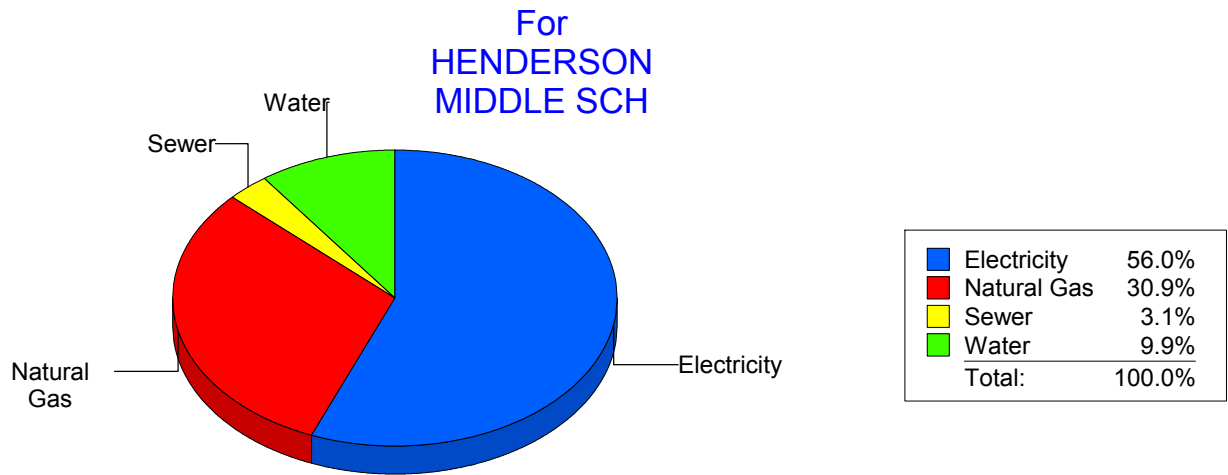
Energy CAP

Cost Avoidance Program

**Cost Summary Graph**

Grouped by Energy Type

Energy Type	Use	Units	Meter Cost	Special Charges	Total Cost	Avg Unit Cost	% of Total Cost
<b>Site: HENDERSON MIDDLE SCH - HENDERSON MIDDLE SCH</b>							
Electricity	38,482	KWH	\$4,423.03	\$0.00	\$4,423.03	0.1149	56.02%
Natural Gas	3,668	CCF	\$2,442.53	\$0.00	\$2,442.53	0.6659	30.93%
Water	342	CCF	\$785.21	\$0.00	\$785.21	2.2959	9.94%
Sewer	118	CCF	\$245.29	\$0.00	\$245.29	2.0787	3.11%
<b>Total Cost:</b>			<b>\$7,896.06</b>	<b>\$0.00</b>	<b>\$7,896.06</b>		



*Filters: Cost Center Name Not Equal To DoNotReport; Billing Period Equal To 201503All Meter CodesAll Group Names*



**el Paso**


Energy CAP

Cost Avoidance Program

**Cost Summary Graph**

Grouped by Energy Type

Energy Type	Use	Units	Meter Cost	Special Charges	Total Cost	Avg Unit Cost	% of Total Cost
<b>Site: HERCULES COTTAGES - HERCULES COTTAGES</b>							
Electricity	4,721	KWH	\$705.27	\$0.00	\$705.27	0.1494	43.89%
Natural Gas	603	CCF	\$745.58	\$0.00	\$745.58	1.2365	46.40%
Water	37	CCF	\$80.52	\$0.00	\$80.52	2.1762	5.01%
Sewer	27	CCF	\$75.63	\$0.00	\$75.63	2.8011	4.71%
<b>Total Cost:</b>			<b>\$1,607.00</b>	<b>\$0.00</b>	<b>\$1,607.00</b>		



*Filters: Cost Center Name Not Equal To DoNotReport; Billing Period Equal To 201503All Meter CodesAll Group Names*

**elpaso**

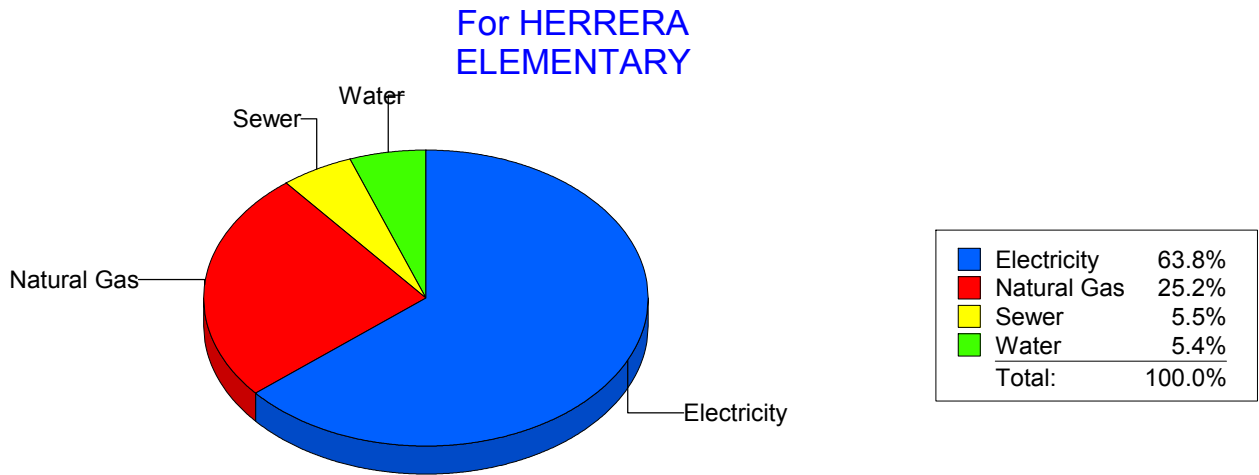
Energy CAP

Cost Avoidance Program

**Cost Summary Graph**

Grouped by Energy Type

Energy Type	Use	Units	Meter Cost	Special Charges	Total Cost	Avg Unit Cost	% of Total Cost
<b>Site: HERRERA - HERRERA ELEMENTARY</b>							
Electricity	51,000	KWH	\$5,212.71	\$0.00	\$5,212.71	0.1022	63.83%
Natural Gas	3,068	CCF	\$2,061.08	\$0.00	\$2,061.08	0.6718	25.24%
Water	120	CCF	\$444.42	\$0.00	\$444.42	3.7035	5.44%
Sewer	135	CCF	\$448.72	\$0.00	\$448.72	3.3239	5.49%
<b>Total Cost:</b>			<b>\$8,166.93</b>	<b>\$0.00</b>	<b>\$8,166.93</b>		



*Filters: Cost Center Name Not Equal To DoNotReport; Billing Period Equal To 201503All Meter CodesAll Group Names*

**elpaso**

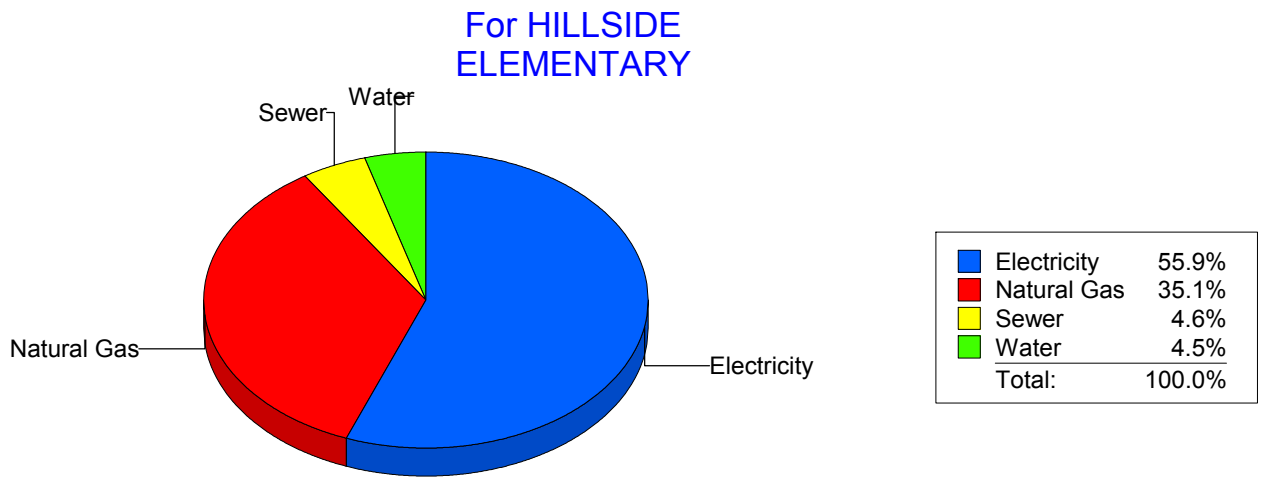
Energy CAP

Cost Avoidance Program

**Cost Summary Graph**

Grouped by Energy Type

Energy Type	Use	Units	Meter Cost	Special Charges	Total Cost	Avg Unit Cost	% of Total Cost
<b>Site: HILLSIDE ELEMENTARY - HILLSIDE ELEMENTARY</b>							
Electricity	36,241	KWH	\$4,762.75	\$0.00	\$4,762.75	0.1314	55.86%
Natural Gas	4,153	CCF	\$2,988.97	\$0.00	\$2,988.97	0.7197	35.06%
Water	121	CCF	\$381.35	\$0.00	\$381.35	3.1517	4.47%
Sewer	109	CCF	\$392.62	\$0.00	\$392.62	3.6020	4.61%
<b>Total Cost:</b>			<b>\$8,525.69</b>	<b>\$0.00</b>	<b>\$8,525.69</b>		



*Filters: Cost Center Name Not Equal To DoNotReport; Billing Period Equal To 201503All Meter CodesAll Group Names*

**elpaso**

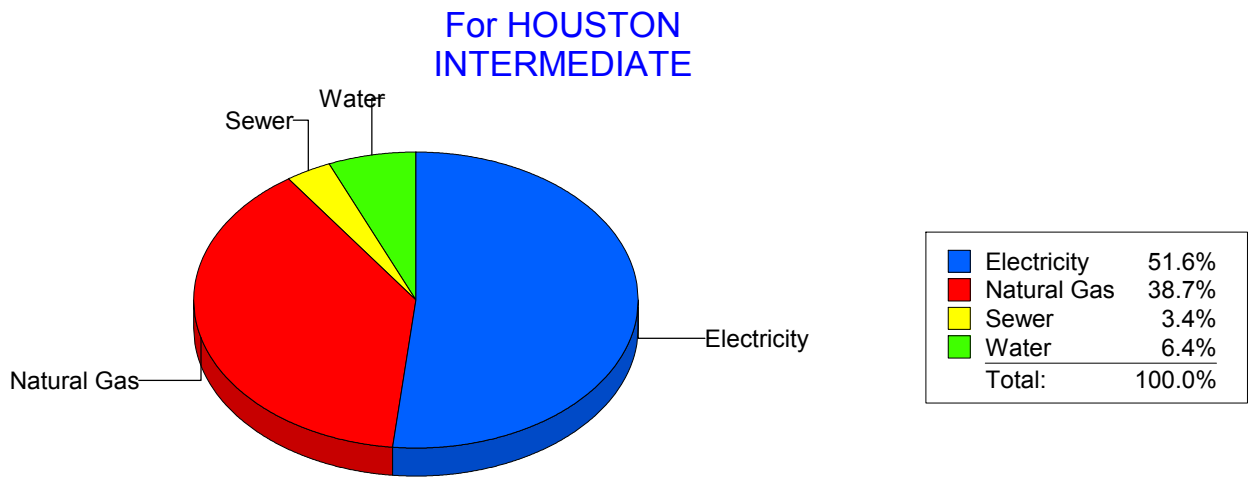
Energy CAP

Cost Avoidance Program

**Cost Summary Graph**

Grouped by Energy Type

Energy Type	Use	Units	Meter Cost	Special Charges	Total Cost	Avg Unit Cost	% of Total Cost
<b>Site: HOUSTON INTERMEDIATE - HOUSTON INTERMEDIATE</b>							
Electricity	22,000	KWH	\$2,395.60	\$0.00	\$2,395.60	0.1089	51.59%
Natural Gas	2,419	CCF	\$1,795.74	\$0.00	\$1,795.74	0.7423	38.67%
Water	62	CCF	\$296.70	\$0.00	\$296.70	4.7855	6.39%
Sewer	50	CCF	\$155.77	\$0.00	\$155.77	3.1154	3.35%
<b>Total Cost:</b>			<b>\$4,643.81</b>	<b>\$0.00</b>	<b>\$4,643.81</b>		



*Filters: Cost Center Name Not Equal To DoNotReport; Billing Period Equal To 201503All Meter CodesAll Group Names*

**elpaso**

Energy CAP

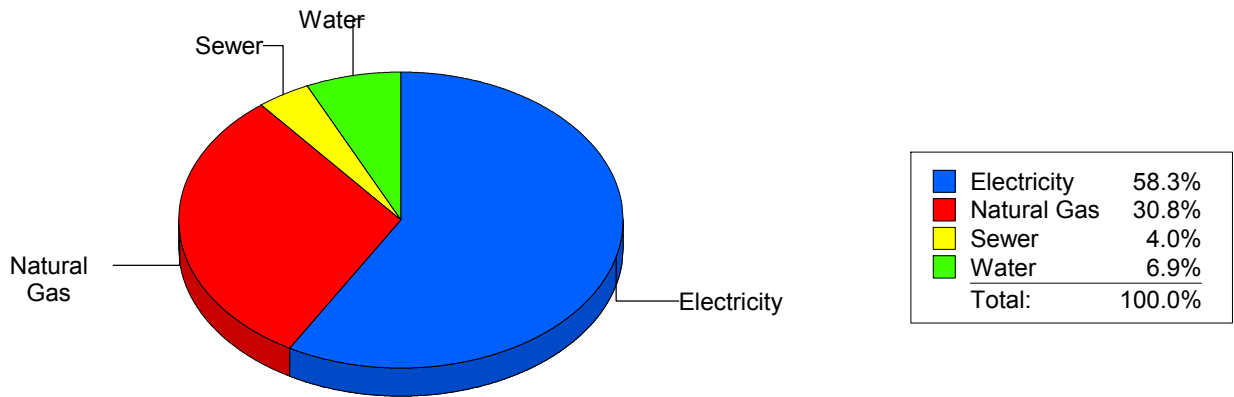
Cost Avoidance Program

**Cost Summary Graph**

Grouped by Energy Type

Energy Type	Use	Units	Meter Cost	Special Charges	Total Cost	Avg Unit Cost	% of Total Cost
<b>Site: MOYE - HR MOYE</b>							
Electricity	54,840	KWH	\$5,267.81	\$0.00	\$5,267.81	0.0961	58.27%
Natural Gas	4,209	CCF	\$2,786.46	\$0.00	\$2,786.46	0.6620	30.82%
Water	131	CCF	\$627.03	\$0.00	\$627.03	4.7865	6.94%
Sewer	75	CCF	\$359.32	\$0.00	\$359.32	4.7909	3.97%
<b>Total Cost:</b>			<b>\$9,040.62</b>	<b>\$0.00</b>	<b>\$9,040.62</b>		

For HR MOYE



*Filters: Cost Center Name Not Equal To DoNotReport; Billing Period Equal To 201503All Meter CodesAll Group Names*

**elpaso**

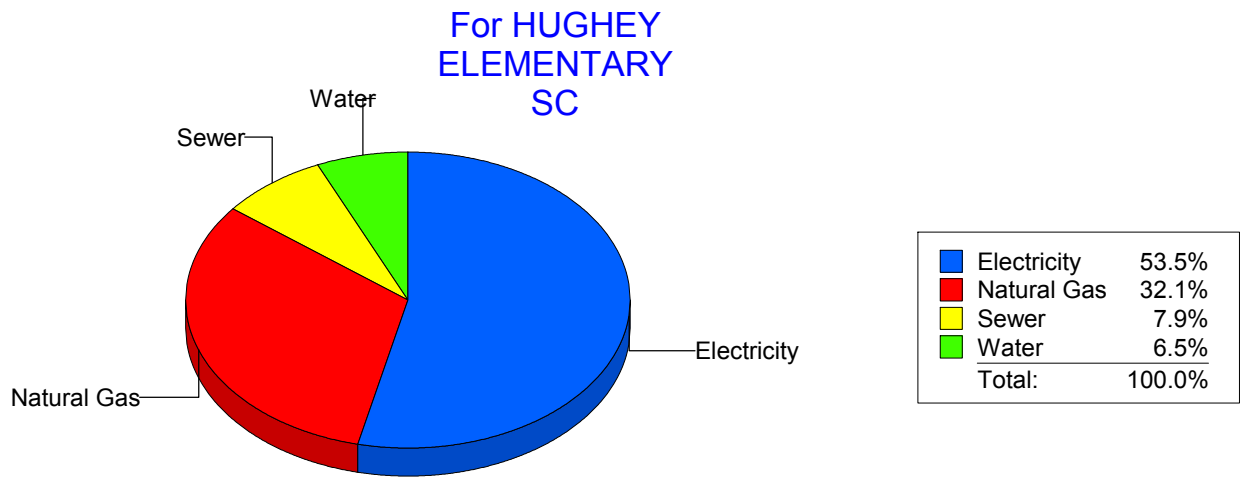
Energy CAP

Cost Avoidance Program

**Cost Summary Graph**

Grouped by Energy Type

Energy Type	Use	Units	Meter Cost	Special Charges	Total Cost	Avg Unit Cost	% of Total Cost
<b>Site: HUGHEY ELEMENTARY SC - HUGHEY ELEMENTARY SC</b>							
Electricity	29,725	KWH	\$3,531.96	\$0.00	\$3,531.96	0.1188	53.49%
Natural Gas	2,923	CCF	\$2,121.13	\$0.00	\$2,121.13	0.7257	32.12%
Water	190	CCF	\$431.12	\$0.00	\$431.12	2.2691	6.53%
Sewer	147	CCF	\$518.71	\$0.00	\$518.71	3.5286	7.86%
<b>Total Cost:</b>			<b>\$6,602.92</b>	<b>\$0.00</b>	<b>\$6,602.92</b>		



*Filters: Cost Center Name Not Equal To DoNotReport; Billing Period Equal To 201503All Meter CodesAll Group Names*

**elpaso**

Energy CAP

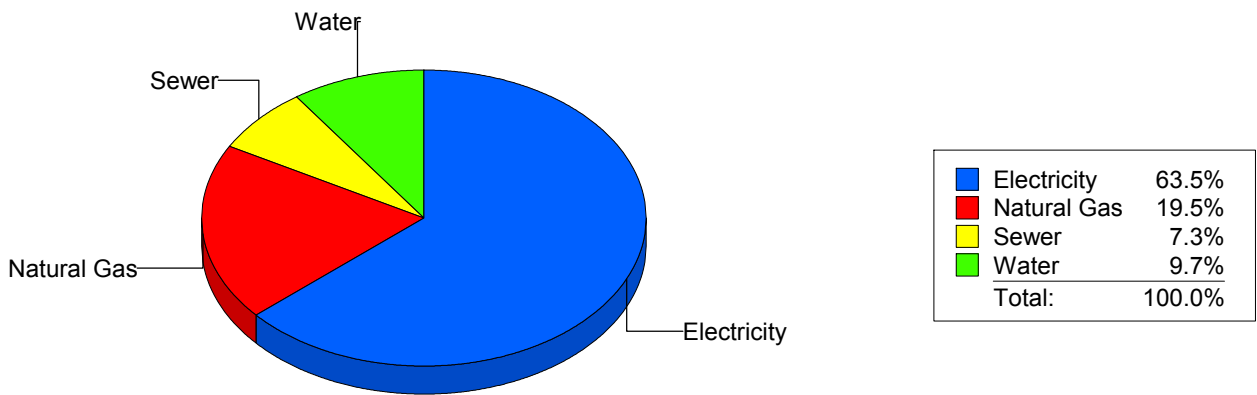
Cost Avoidance Program

**Cost Summary Graph**

Grouped by Energy Type

Energy Type	Use	Units	Meter Cost	Special Charges	Total Cost	Avg Unit Cost	% of Total Cost
<b>Site: IRVIN HIGH SCHOOL - IRVIN HIGH SCHOOL</b>							
Electricity	92,919	KWH	\$10,699.44	\$0.00	\$10,699.44	0.1151	63.55%
Natural Gas	4,862	CCF	\$3,281.65	\$0.00	\$3,281.65	0.6750	19.49%
Water	987	CCF	\$1,631.84	\$0.00	\$1,631.84	1.6533	9.69%
Sewer	714	CCF	\$1,224.60	\$0.00	\$1,224.60	1.7151	7.27%
<b>Total Cost:</b>			<b>\$16,837.53</b>	<b>\$0.00</b>	<b>\$16,837.53</b>		

For IRVIN HIGH SCHOOL



*Filters: Cost Center Name Not Equal To DoNotReport; Billing Period Equal To 201503All Meter CodesAll Group Names*

**el paso**

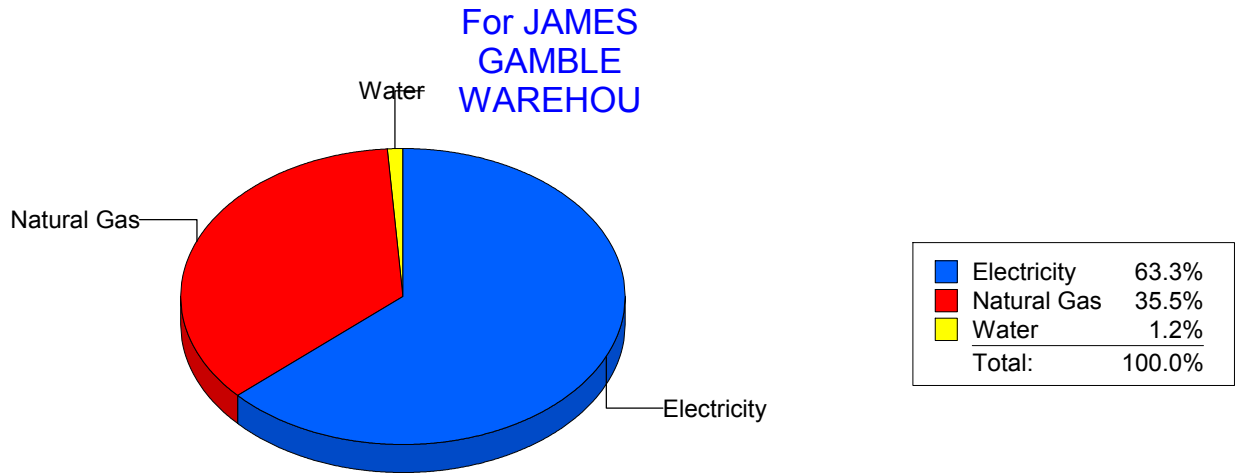
Energy CAP

Cost Avoidance Program

**Cost Summary Graph**

Grouped by Energy Type

Energy Type	Use	Units	Meter Cost	Special Charges	Total Cost	Avg Unit Cost	% of Total Cost
Site: JAMES GAMBLE WAREHOU - JAMES GAMBLE WAREHOU							
Electricity	25,700	KWH	\$2,334.76	\$0.00	\$2,334.76	0.0908	63.31%
Natural Gas	1,906	CCF	\$1,310.34	\$0.00	\$1,310.34	0.6875	35.53%
Water	0	CCF	\$42.47	\$0.00	\$42.47	0.0000	1.15%
<b>Total Cost:</b>			<b>\$3,687.57</b>	<b>\$0.00</b>	<b>\$3,687.57</b>		



*Filters: Cost Center Name Not Equal To DoNotReport; Billing Period Equal To 201503All Meter CodesAll Group Names*



**elpaso**

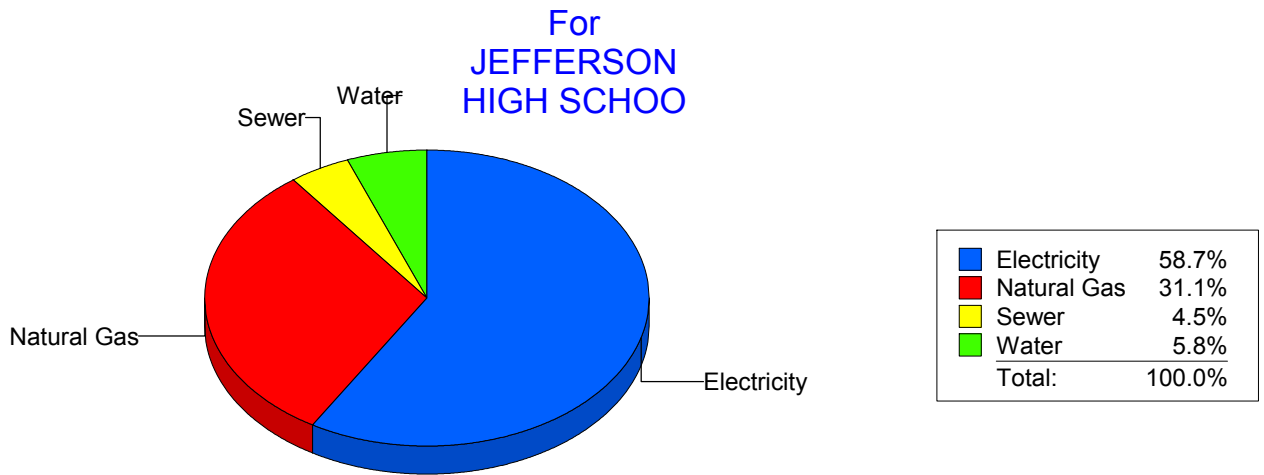
Energy CAP

Cost Avoidance Program

**Cost Summary Graph**

Grouped by Energy Type

Energy Type	Use	Units	Meter Cost	Special Charges	Total Cost	Avg Unit Cost	% of Total Cost
<b>Site: JEFFERSON HIGH SCHOO - JEFFERSON HIGH SCHOO</b>							
Electricity	82,698	KWH	\$8,950.90	\$0.00	\$8,950.90	0.1082	58.69%
Natural Gas	6,400	CCF	\$4,740.70	\$0.00	\$4,740.70	0.7407	31.09%
Water	374	CCF	\$878.75	\$0.00	\$878.75	2.3496	5.76%
Sewer	197	CCF	\$679.83	\$0.00	\$679.83	3.4509	4.46%
<b>Total Cost:</b>			<b>\$15,250.18</b>	<b>\$0.00</b>	<b>\$15,250.18</b>		



*Filters: Cost Center Name Not Equal To DoNotReport; Billing Period Equal To 201503All Meter CodesAll Group Names*

**el Paso**

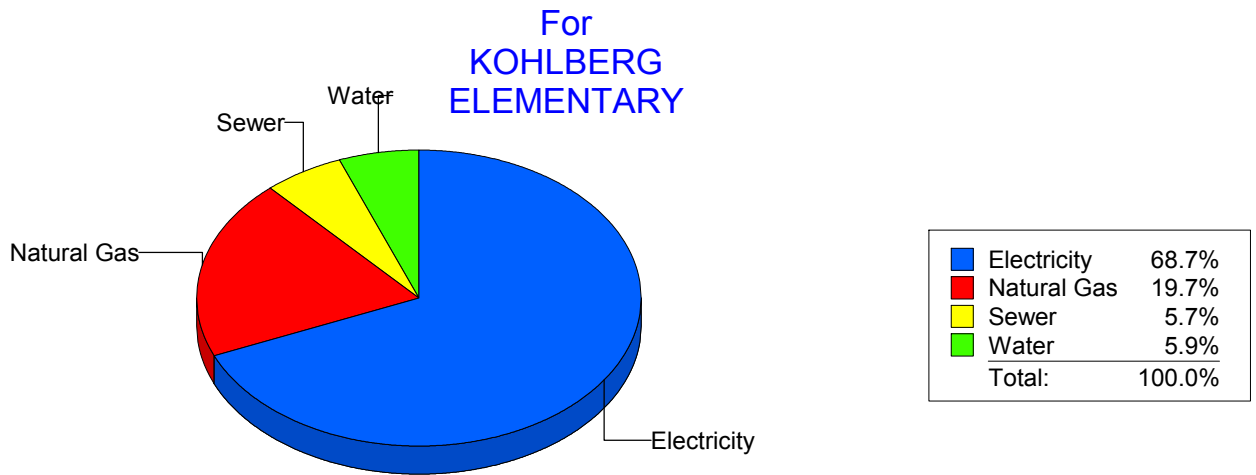
Energy CAP

Cost Avoidance Program

**Cost Summary Graph**

Grouped by Energy Type

Energy Type	Use	Units	Meter Cost	Special Charges	Total Cost	Avg Unit Cost	% of Total Cost
<b>Site: KOHLBERG ELEMENTARY - KOHLBERG ELEMENTARY</b>							
Electricity	41,860	KWH	\$5,607.04	\$0.00	\$5,607.04	0.1339	68.69%
Natural Gas	2,256	CCF	\$1,610.46	\$0.00	\$1,610.46	0.7139	19.73%
Water	183	CCF	\$479.73	\$0.00	\$479.73	2.6215	5.88%
Sewer	166	CCF	\$465.87	\$0.00	\$465.87	2.8064	5.71%
<b>Total Cost:</b>			<b>\$8,163.10</b>	<b>\$0.00</b>	<b>\$8,163.10</b>		



*Filters: Cost Center Name Not Equal To DoNotReport; Billing Period Equal To 201503All Meter CodesAll Group Names*

**elpaso**

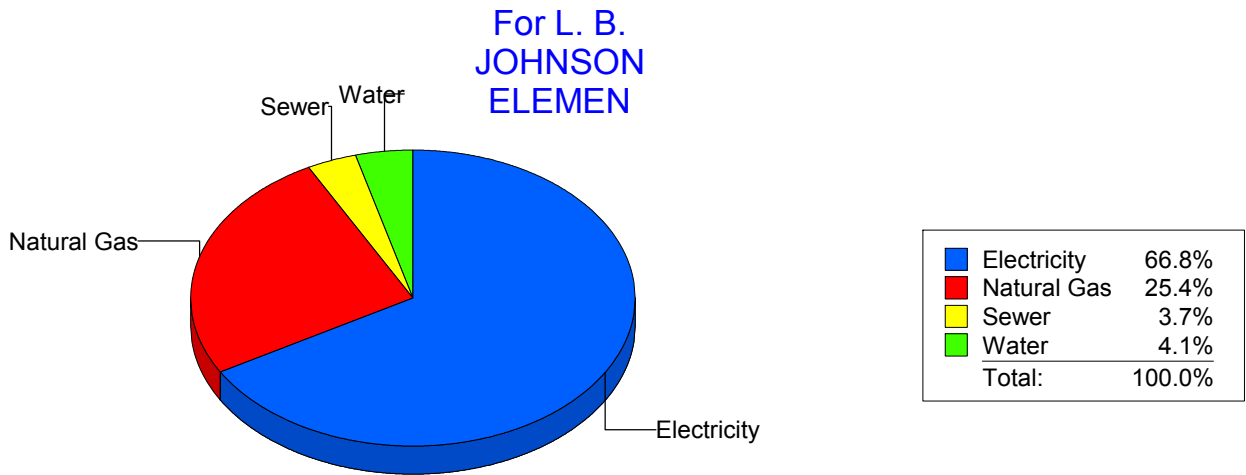
Energy CAP

Cost Avoidance Program

**Cost Summary Graph**

Grouped by Energy Type

Energy Type	Use	Units	Meter Cost	Special Charges	Total Cost	Avg Unit Cost	% of Total Cost
<b>Site: L. B. JOHNSON ELEMEN - L. B. JOHNSON ELEMEN</b>							
Electricity	57,550	KWH	\$6,465.04	\$0.00	\$6,465.04	0.1123	66.80%
Natural Gas	3,568	CCF	\$2,455.47	\$0.00	\$2,455.47	0.6882	25.37%
Water	183	CCF	\$398.54	\$0.00	\$398.54	2.1778	4.12%
Sewer	133	CCF	\$358.91	\$0.00	\$358.91	2.6986	3.71%
<b>Total Cost:</b>			<b>\$9,677.96</b>	<b>\$0.00</b>	<b>\$9,677.96</b>		



*Filters: Cost Center Name Not Equal To DoNotReport; Billing Period Equal To 201503All Meter CodesAll Group Names*

**elpaso**

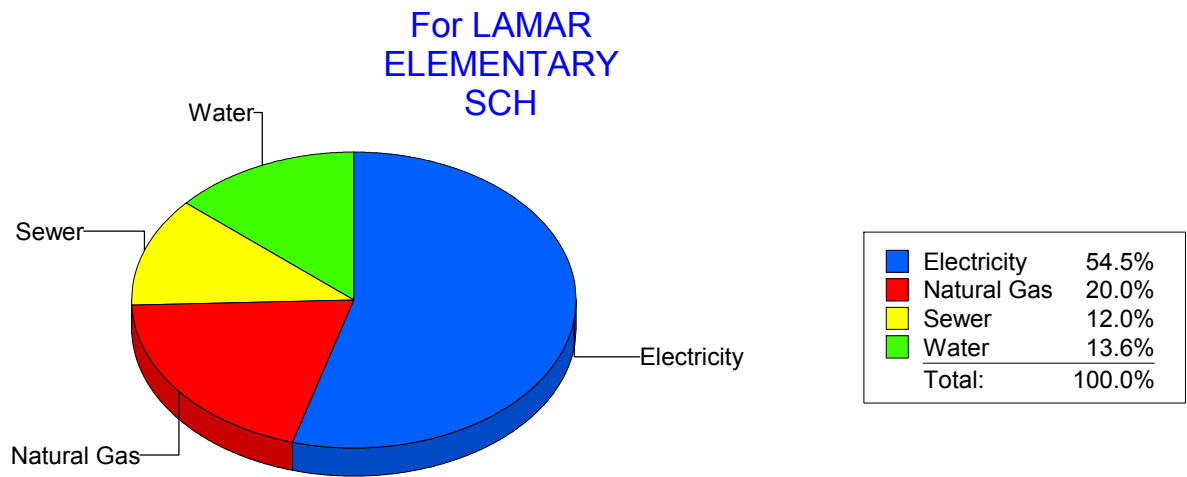
Energy CAP

Cost Avoidance Program

**Cost Summary Graph**

Grouped by Energy Type

Energy Type	Use	Units	Meter Cost	Special Charges	Total Cost	Avg Unit Cost	% of Total Cost
<b>Site: LAMAR ELEMENTARY SCH - LAMAR ELEMENTARY SCH</b>							
Electricity	26,700	KWH	\$3,145.23	\$0.00	\$3,145.23	0.1178	54.47%
Natural Gas	1,434	CCF	\$1,152.30	\$0.00	\$1,152.30	0.8036	19.96%
Water	299	CCF	\$783.51	\$0.00	\$783.51	2.6204	13.57%
Sewer	203	CCF	\$693.42	\$0.00	\$693.42	3.4159	12.01%
<b>Total Cost:</b>			<b>\$5,774.46</b>	<b>\$0.00</b>	<b>\$5,774.46</b>		



*Filters: Cost Center Name Not Equal To DoNotReport; Billing Period Equal To 201503All Meter CodesAll Group Names*

**elpaso**

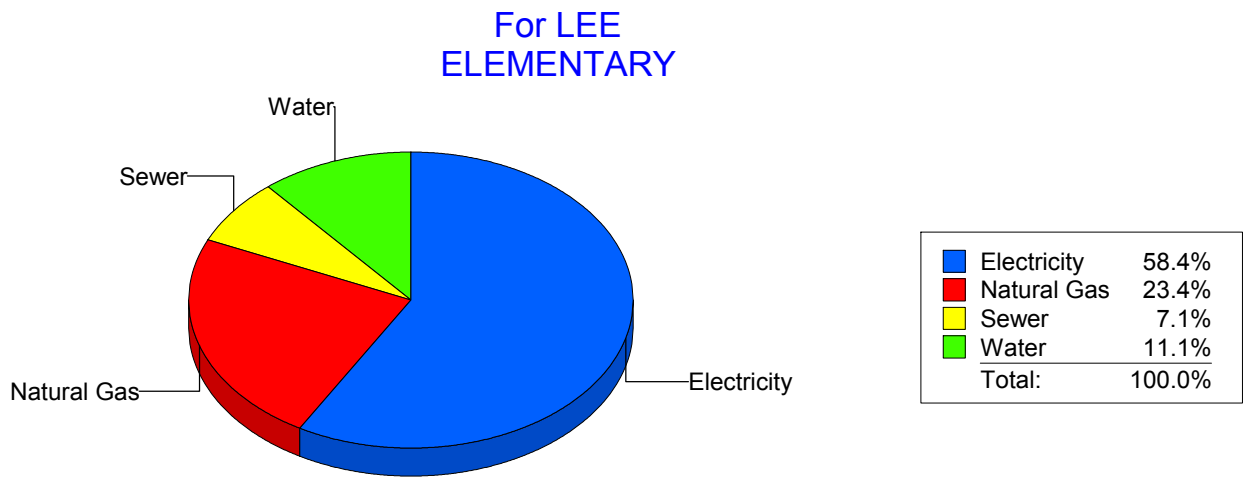
Energy CAP

Cost Avoidance Program

**Cost Summary Graph**

Grouped by Energy Type

Energy Type	Use	Units	Meter Cost	Special Charges	Total Cost	Avg Unit Cost	% of Total Cost
<b>Site: LEE ELEMENTARY - LEE ELEMENTARY</b>							
Electricity	28,980	KWH	\$3,765.77	\$0.00	\$3,765.77	0.1299	58.36%
Natural Gas	2,212	CCF	\$1,508.46	\$0.00	\$1,508.46	0.6819	23.38%
Water	160	CCF	\$719.40	\$0.00	\$719.40	4.4963	11.15%
Sewer	103	CCF	\$458.83	\$0.00	\$458.83	4.4547	7.11%
<b>Total Cost:</b>			<b>\$6,452.46</b>	<b>\$0.00</b>	<b>\$6,452.46</b>		



*Filters: Cost Center Name Not Equal To DoNotReport; Billing Period Equal To 201503All Meter CodesAll Group Names*

**elpaso**

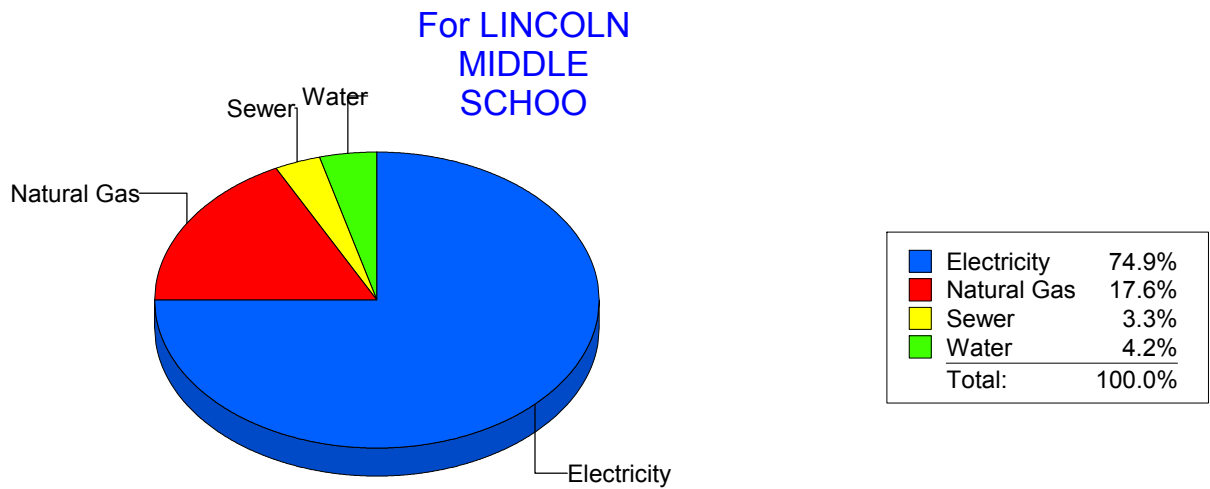
Energy CAP

Cost Avoidance Program

**Cost Summary Graph**

Grouped by Energy Type

Energy Type	Use	Units	Meter Cost	Special Charges	Total Cost	Avg Unit Cost	% of Total Cost
<b>Site: LINCOLN MIDDLE SCHOO - LINCOLN MIDDLE SCHOO</b>							
Electricity	17,150	KWH	\$10,815.31	\$0.00	\$10,815.31	0.6306	74.88%
Natural Gas	3,825	CCF	\$2,542.33	\$0.00	\$2,542.33	0.6647	17.60%
Water	313	CCF	\$607.36	\$0.00	\$607.36	1.9404	4.21%
Sewer	213	CCF	\$478.11	\$0.00	\$478.11	2.2446	3.31%
<b>Total Cost:</b>			<b>\$14,443.11</b>	<b>\$0.00</b>	<b>\$14,443.11</b>		



*Filters: Cost Center Name Not Equal To DoNotReport; Billing Period Equal To 201503All Meter CodesAll Group Names*

**elpaso**

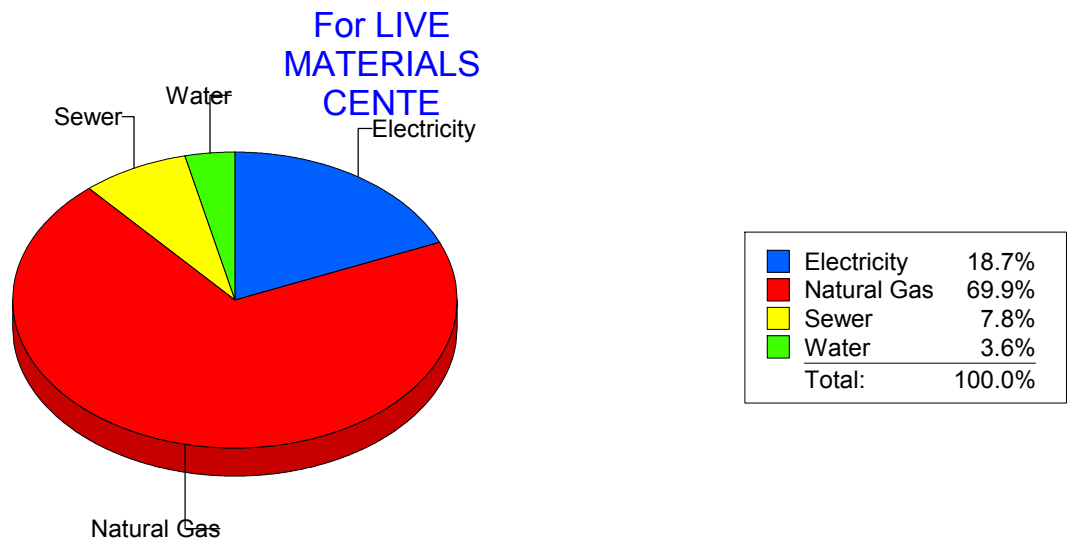
Energy CAP

Cost Avoidance Program

**Cost Summary Graph**

Grouped by Energy Type

Energy Type	Use	Units	Meter Cost	Special Charges	Total Cost	Avg Unit Cost	% of Total Cost
<b>Site: LIVE MATERIALS CENTE - LIVE MATERIALS CENTE</b>							
Electricity		241 KWH	\$59.93	\$0.00	\$59.93	0.2487	18.66%
Natural Gas		118 CCF	\$224.54	\$0.00	\$224.54	1.9029	69.92%
Water		1 CCF	\$11.58	\$0.00	\$11.58	11.5800	3.61%
Sewer		1 CCF	\$25.09	\$0.00	\$25.09	25.0900	7.81%
<b>Total Cost:</b>			<b>\$321.14</b>	<b>\$0.00</b>	<b>\$321.14</b>		



*Filters: Cost Center Name Not Equal To DoNotReport; Billing Period Equal To 201503All Meter CodesAll Group Names*

**elpaso**

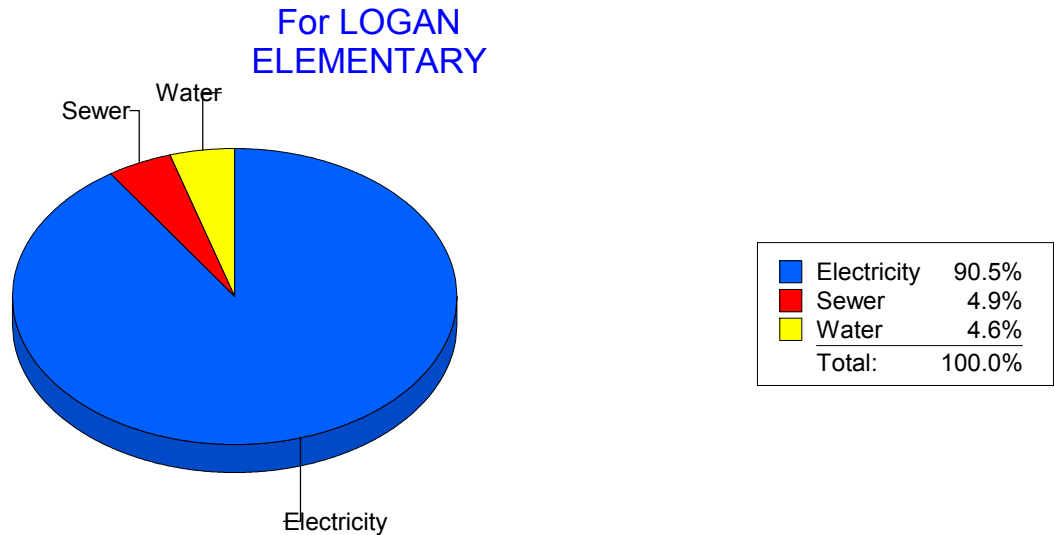
Energy CAP

Cost Avoidance Program

**Cost Summary Graph**

Grouped by Energy Type

Energy Type	Use	Units	Meter Cost	Special Charges	Total Cost	Avg Unit Cost	% of Total Cost
<b>Site: LOGAN ELEMENTARY - LOGAN ELEMENTARY</b>							
Electricity		167 KWH	\$1,412.40	\$0.00	\$1,412.40	8.4575	90.47%
Water		4 CCF	\$71.91	\$0.00	\$71.91	17.9775	4.61%
Sewer		5 CCF	\$76.92	\$0.00	\$76.92	15.3840	4.93%
<b>Total Cost:</b>			<b>\$1,561.23</b>	<b>\$0.00</b>	<b>\$1,561.23</b>		



*Filters: Cost Center Name Not Equal To DoNotReport; Billing Period Equal To 201503All Meter CodesAll Group Names*



**elpaso**

Energy CAP

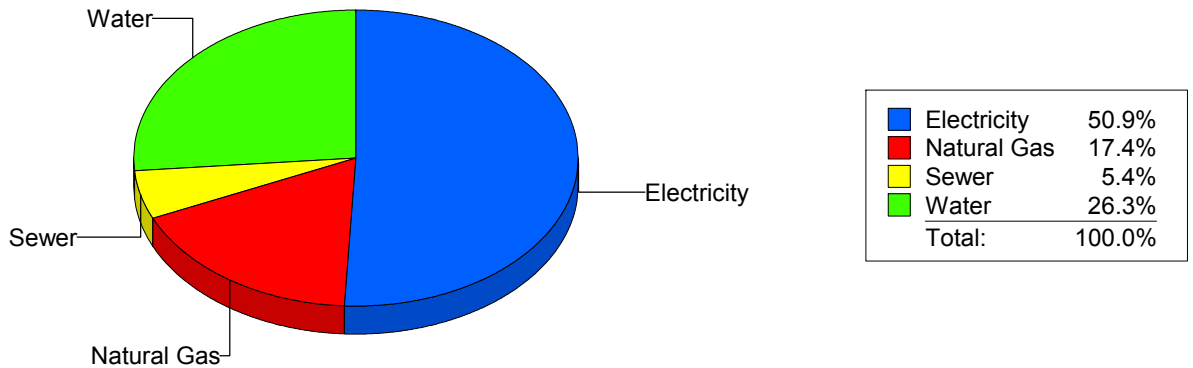
Cost Avoidance Program

**Cost Summary Graph**

Grouped by Energy Type

Energy Type	Use	Units	Meter Cost	Special Charges	Total Cost	Avg Unit Cost	% of Total Cost
<b>Site: LUNDY - LUNDY</b>							
Electricity	50,200	KWH	\$5,445.70	\$0.00	\$5,445.70	0.1085	50.92%
Natural Gas	2,637	CCF	\$1,858.71	\$0.00	\$1,858.71	0.7049	17.38%
Water	854	CCF	\$2,808.69	\$0.00	\$2,808.69	3.2889	26.26%
Sewer	224	CCF	\$581.33	\$0.00	\$581.33	2.5952	5.44%
<b>Total Cost:</b>			<b>\$10,694.43</b>	<b>\$0.00</b>	<b>\$10,694.43</b>		

For LUNDY



*Filters: Cost Center Name Not Equal To DoNotReport; Billing Period Equal To 201503All Meter CodesAll Group Names*

**elpaso**

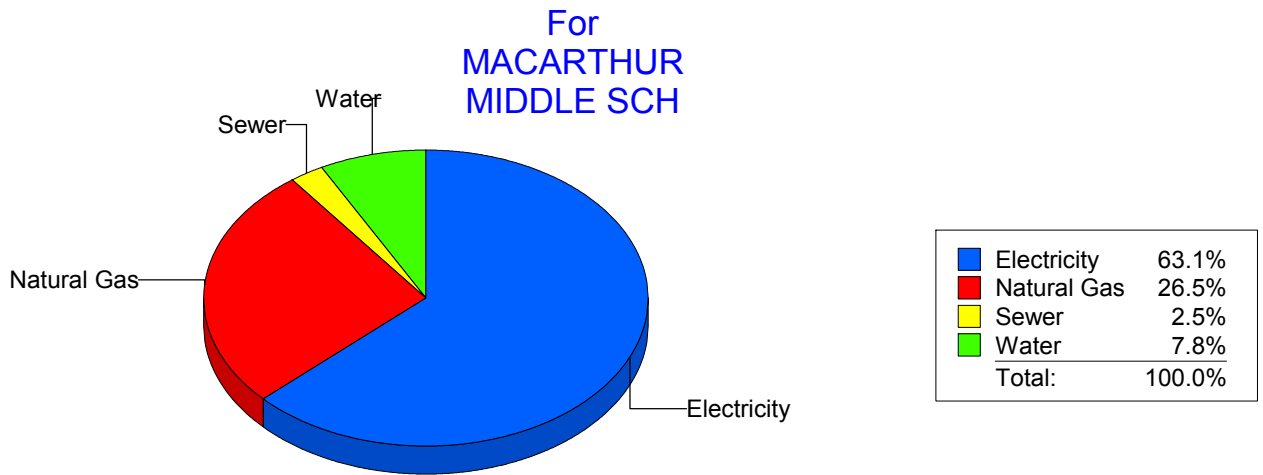
Energy CAP

Cost Avoidance Program

**Cost Summary Graph**

Grouped by Energy Type

Energy Type	Use	Units	Meter Cost	Special Charges	Total Cost	Avg Unit Cost	% of Total Cost
<b>Site: MACARTHUR MIDDLE SCH - MACARTHUR MIDDLE SCH</b>							
Electricity	62,720	KWH	\$7,487.95	\$0.00	\$7,487.95	0.1194	63.15%
Natural Gas	4,777	CCF	\$3,147.56	\$0.00	\$3,147.56	0.6589	26.54%
Water	292	CCF	\$923.49	\$0.00	\$923.49	3.1626	7.79%
Sewer	93	CCF	\$299.31	\$0.00	\$299.31	3.2184	2.52%
<b>Total Cost:</b>			<b>\$11,858.31</b>	<b>\$0.00</b>	<b>\$11,858.31</b>		



*Filters: Cost Center Name Not Equal To DoNotReport; Billing Period Equal To 201503All Meter CodesAll Group Names*

**elpaso**

Energy CAP

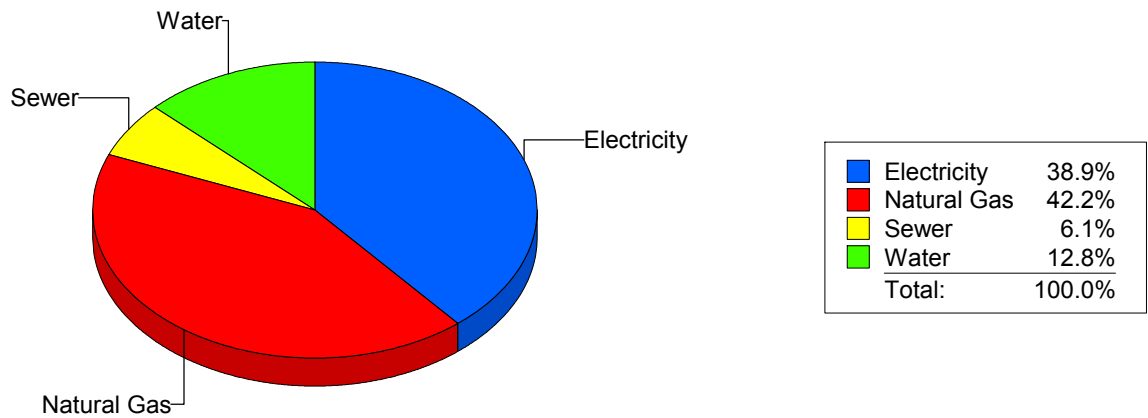
Cost Avoidance Program

**Cost Summary Graph**

Grouped by Energy Type

Energy Type	Use	Units	Meter Cost	Special Charges	Total Cost	Avg Unit Cost	% of Total Cost
<b>Site: MAGOFFIN MIDDLE SCHO - MAGOFFIN MIDDLE SCHO</b>							
Electricity	16,921	KWH	\$1,975.36	\$0.00	\$1,975.36	0.1167	38.94%
Natural Gas	3,195	CCF	\$2,141.98	\$0.00	\$2,141.98	0.6704	42.22%
Water	134	CCF	\$648.30	\$0.00	\$648.30	4.8381	12.78%
Sewer	40	CCF	\$307.17	\$0.00	\$307.17	7.6793	6.06%
<b>Total Cost:</b>			<b>\$5,072.81</b>	<b>\$0.00</b>	<b>\$5,072.81</b>		

For MAGOFFIN MIDDLE SCHO



*Filters: Cost Center Name Not Equal To DoNotReport; Billing Period Equal To 201503All Meter CodesAll Group Names*

**elpaso**

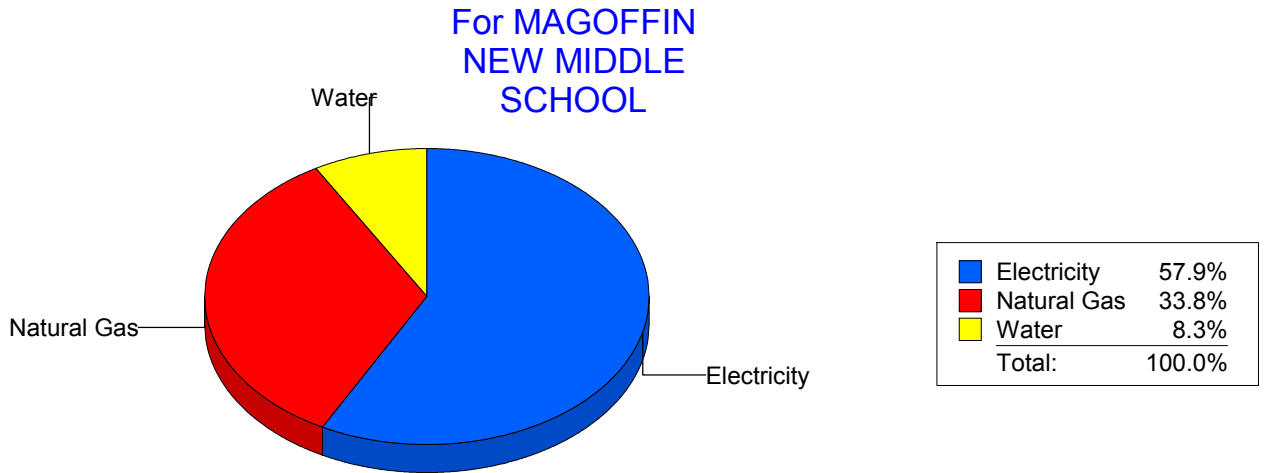
Energy CAP

Cost Avoidance Program

**Cost Summary Graph**

Grouped by Energy Type

Energy Type	Use	Units	Meter Cost	Special Charges	Total Cost	Avg Unit Cost	% of Total Cost
<b>Site: MAGOFFINMIDDLESCHOOLN047 - MAGOFFIN NEW MIDDLE SCHOOL</b>							
Electricity	91,800	KWH	\$9,217.72	\$0.00	\$9,217.72	0.1004	57.89%
Natural Gas	8,283	CCF	\$5,376.45	\$0.00	\$5,376.45	0.6491	33.77%
Water	307	CCF	\$1,327.94	\$0.00	\$1,327.94	4.3255	8.34%
<b>Total Cost:</b>			<b>\$15,922.11</b>	<b>\$0.00</b>	<b>\$15,922.11</b>		



*Filters: Cost Center Name Not Equal To DoNotReport; Billing Period Equal To 201503All Meter CodesAll Group Names*

**elpaso**

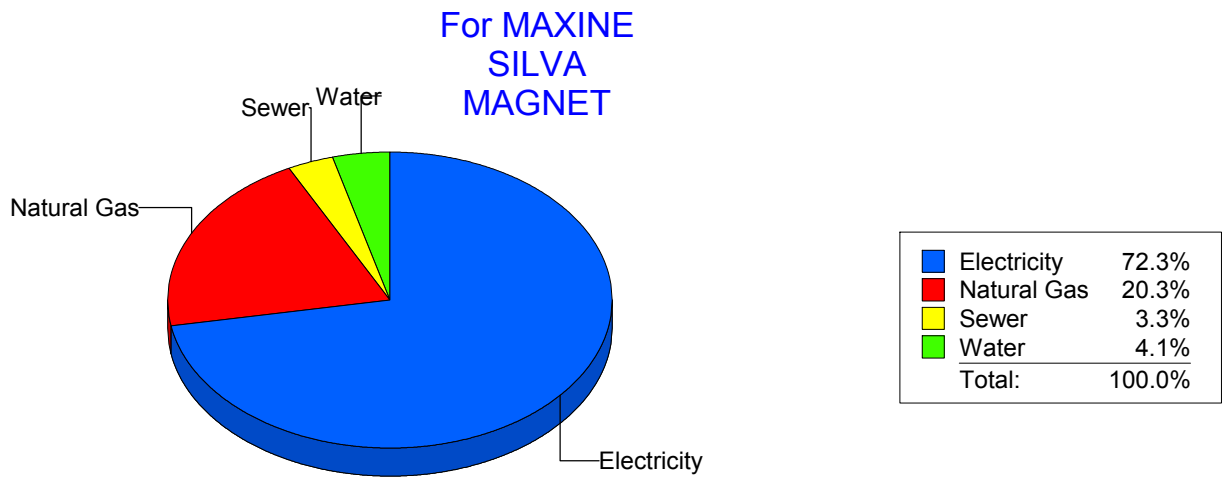
Energy CAP

Cost Avoidance Program

**Cost Summary Graph**

Grouped by Energy Type

Energy Type	Use	Units	Meter Cost	Special Charges	Total Cost	Avg Unit Cost	% of Total Cost
<b>Site: MAXINE SILVA MAGNET - MAXINE SILVA MAGNET</b>							
Electricity	50,100	KWH	\$6,032.72	\$0.00	\$6,032.72	0.1204	72.28%
Natural Gas	2,497	CCF	\$1,692.71	\$0.00	\$1,692.71	0.6779	20.28%
Water	124	CCF	\$345.57	\$0.00	\$345.57	2.7869	4.14%
Sewer	77	CCF	\$275.47	\$0.00	\$275.47	3.5775	3.30%
<b>Total Cost:</b>			<b>\$8,346.47</b>	<b>\$0.00</b>	<b>\$8,346.47</b>		



*Filters: Cost Center Name Not Equal To DoNotReport; Billing Period Equal To 201503All Meter CodesAll Group Names*

**elpaso**

Energy CAP

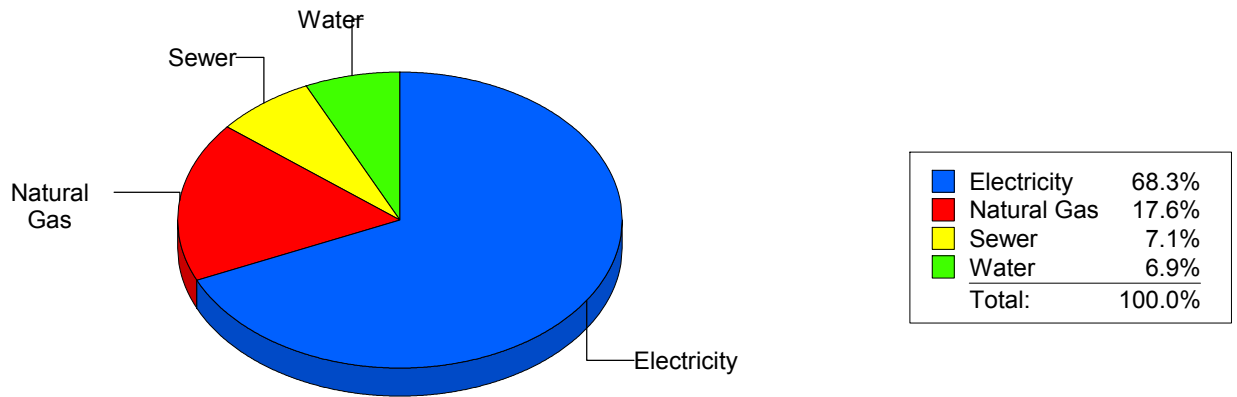
Cost Avoidance Program

**Cost Summary Graph**

Grouped by Energy Type

Energy Type	Use	Units	Meter Cost	Special Charges	Total Cost	Avg Unit Cost	% of Total Cost
<b>Site: MESITA ELEMENTARY - MESITA ELEMENTARY</b>							
Electricity	71,160	KWH	\$7,641.28	\$0.00	\$7,641.28	0.1074	68.34%
Natural Gas	2,804	CCF	\$1,967.90	\$0.00	\$1,967.90	0.7018	17.60%
Water	243	CCF	\$775.46	\$0.00	\$775.46	3.1912	6.94%
Sewer	368	CCF	\$795.89	\$0.00	\$795.89	2.1627	7.12%
<b>Total Cost:</b>			<b>\$11,180.53</b>	<b>\$0.00</b>	<b>\$11,180.53</b>		

For MESITA ELEMENTARY



*Filters: Cost Center Name Not Equal To DoNotReport; Billing Period Equal To 201503All Meter CodesAll Group Names*

**elpaso**

Energy CAP

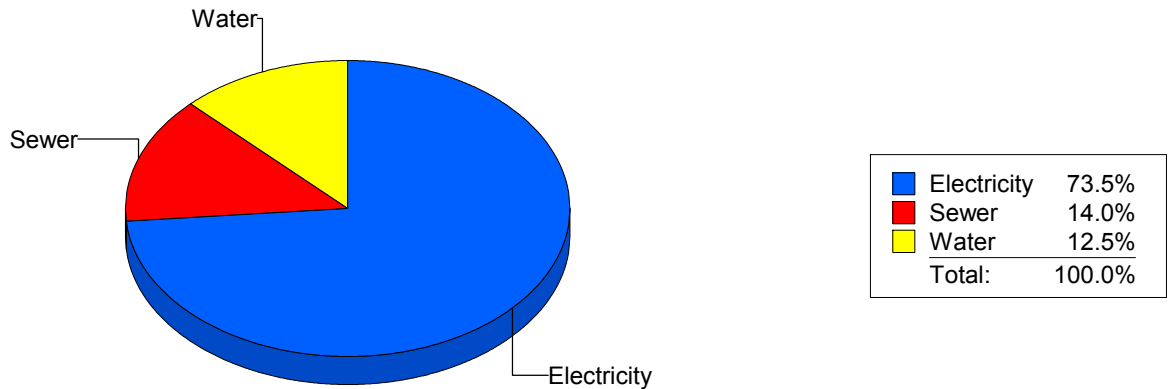
Cost Avoidance Program

**Cost Summary Graph**

Grouped by Energy Type

Energy Type	Use	Units	Meter Cost	Special Charges	Total Cost	Avg Unit Cost	% of Total Cost
<b>Site: MILAM ELEMENTARY - MILAM ELEMENTARY</b>							
Electricity	13,200	KWH	\$1,582.81	\$0.00	\$1,582.81	0.1199	73.50%
Water	91	CCF	\$269.92	\$0.00	\$269.92	2.9662	12.53%
Sewer	94	CCF	\$300.80	\$0.00	\$300.80	3.2000	13.97%
<b>Total Cost:</b>			<b>\$2,153.53</b>	<b>\$0.00</b>	<b>\$2,153.53</b>		

For MILAM ELEMENTARY



*Filters: Cost Center Name Not Equal To DoNotReport; Billing Period Equal To 201503All Meter CodesAll Group Names*

**elpaso**

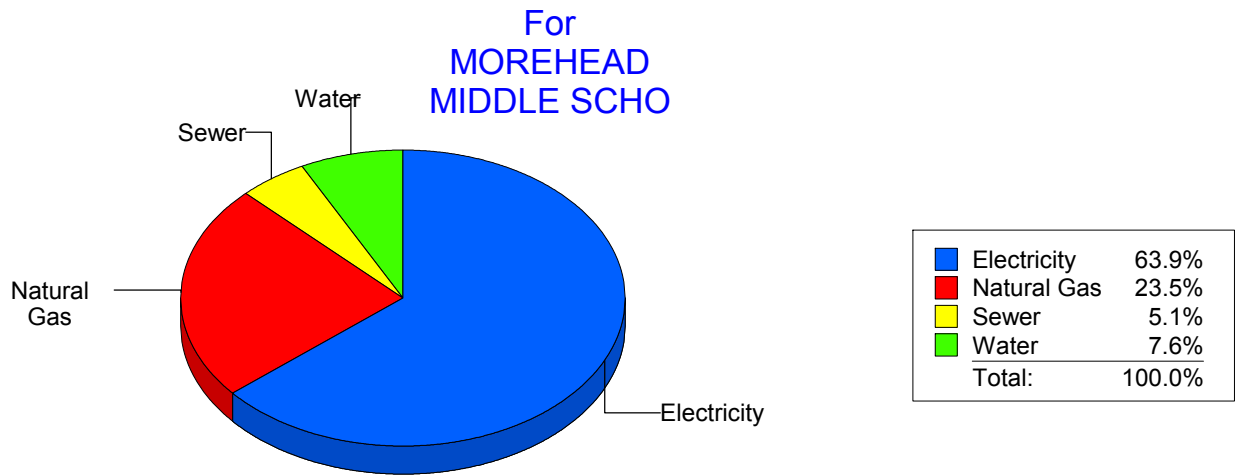
Energy CAP

Cost Avoidance Program

**Cost Summary Graph**

Grouped by Energy Type

Energy Type	Use	Units	Meter Cost	Special Charges	Total Cost	Avg Unit Cost	% of Total Cost
<b>Site: MOREHEAD MIDDLE SCHO - MOREHEAD MIDDLE SCHO</b>							
Electricity	68,167	KWH	\$7,518.24	\$0.00	\$7,518.24	0.1103	63.86%
Natural Gas	4,180	CCF	\$2,768.02	\$0.00	\$2,768.02	0.6622	23.51%
Water	472	CCF	\$889.20	\$0.00	\$889.20	1.8839	7.55%
Sewer	235	CCF	\$597.72	\$0.00	\$597.72	2.5435	5.08%
<b>Total Cost:</b>			<b>\$11,773.18</b>	<b>\$0.00</b>	<b>\$11,773.18</b>		



*Filters: Cost Center Name Not Equal To DoNotReport; Billing Period Equal To 201503All Meter CodesAll Group Names*



**el paso**

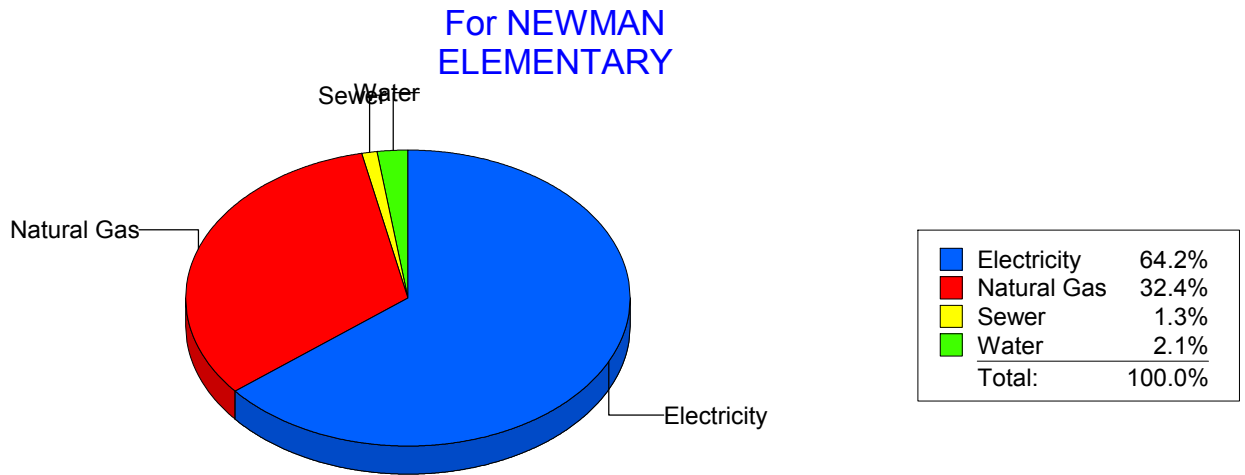
Energy CAP

Cost Avoidance Program

**Cost Summary Graph**

Grouped by Energy Type

Energy Type	Use	Units	Meter Cost	Special Charges	Total Cost	Avg Unit Cost	% of Total Cost
<b>Site: NEWMAN ELEMENTARY - NEWMAN ELEMENTARY</b>							
Electricity	24,387	KWH	\$3,034.68	\$0.00	\$3,034.68	0.1244	64.20%
Natural Gas	2,021	CCF	\$1,530.25	\$0.00	\$1,530.25	0.7572	32.37%
Water	3	CCF	\$100.02	\$0.00	\$100.02	33.3400	2.12%
Sewer	3	CCF	\$62.26	\$0.00	\$62.26	20.7533	1.32%
<b>Total Cost:</b>			<b>\$4,727.21</b>	<b>\$0.00</b>	<b>\$4,727.21</b>		



*Filters: Cost Center Name Not Equal To DoNotReport; Billing Period Equal To 201503All Meter CodesAll Group Names*

**el paso**

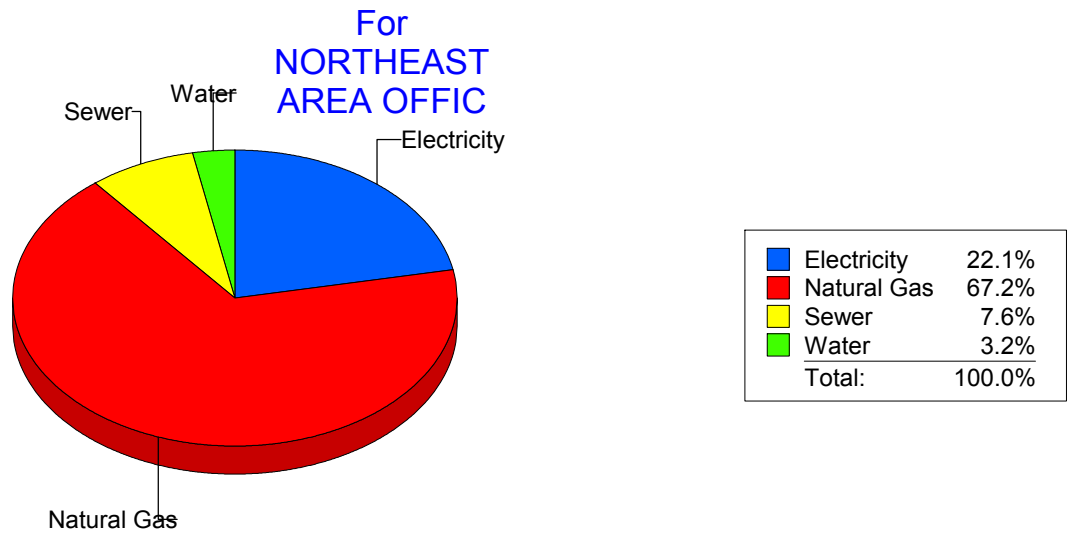
Energy CAP

Cost Avoidance Program

**Cost Summary Graph**

Grouped by Energy Type

Energy Type	Use	Units	Meter Cost	Special Charges	Total Cost	Avg Unit Cost	% of Total Cost
<b>Site: NORTHEAST AREA OFFIC - NORTHEAST AREA OFFIC</b>							
Electricity	1,120	KWH	\$140.63	\$0.00	\$140.63	0.1256	22.05%
Natural Gas	195	CCF	\$428.31	\$0.00	\$428.31	2.1965	67.16%
Water	0	CCF	\$20.12	\$0.00	\$20.12	0.0000	3.15%
Sewer	1	CCF	\$48.69	\$0.00	\$48.69	48.6900	7.63%
<b>Total Cost:</b>			<b>\$637.75</b>	<b>\$0.00</b>	<b>\$637.75</b>		



*Filters: Cost Center Name Not Equal To DoNotReport; Billing Period Equal To 201503All Meter CodesAll Group Names*

**el paso**


Energy CAP

Cost Avoidance Program

**Cost Summary Graph**

Grouped by Energy Type

Energy Type	Use	Units	Meter Cost	Special Charges	Total Cost	Avg Unit Cost	% of Total Cost
<b>Site: NORTHEAST AREA TRANS - NORTHEAST AREA TRANS</b>							
Electricity	6,218	KWH	\$566.05	\$0.00	\$566.05	0.0910	34.68%
Natural Gas	532	CCF	\$502.54	\$0.00	\$502.54	0.9446	30.79%
Water	34	CCF	\$255.07	\$0.00	\$255.07	7.5021	15.63%
Sewer	41	CCF	\$308.66	\$0.00	\$308.66	7.5283	18.91%
<b>Total Cost:</b>			<b>\$1,632.32</b>	<b>\$0.00</b>	<b>\$1,632.32</b>		



*Filters: Cost Center Name Not Equal To DoNotReport; Billing Period Equal To 201503All Meter CodesAll Group Names*

**el paso**

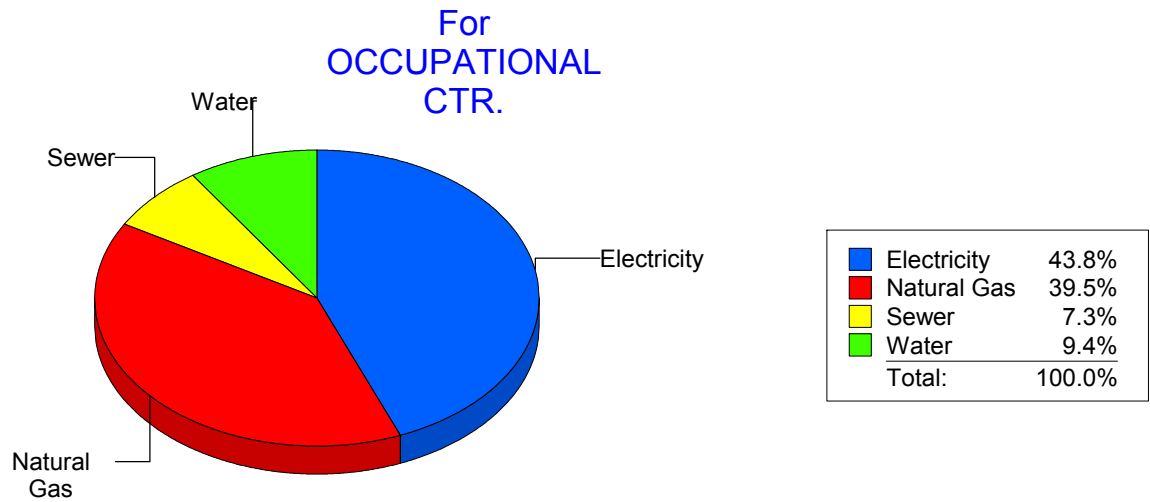
Energy CAP

Cost Avoidance Program

**Cost Summary Graph**

Grouped by Energy Type

Energy Type	Use	Units	Meter Cost	Special Charges	Total Cost	Avg Unit Cost	% of Total Cost
Site: OCCUPATIONAL CTR. - OCCUPATIONAL CTR.							
Electricity		3,300 KWH	\$390.74	\$0.00	\$390.74	0.1184	43.81%
Natural Gas		426 CCF	\$352.34	\$0.00	\$352.34	0.8271	39.50%
Water		7 CCF	\$83.59	\$0.00	\$83.59	11.9414	9.37%
Sewer		5 CCF	\$65.24	\$0.00	\$65.24	13.0480	7.31%
<b>Total Cost:</b>			<b>\$891.91</b>	<b>\$0.00</b>	<b>\$891.91</b>		



*Filters: Cost Center Name Not Equal To DoNotReport; Billing Period Equal To 201503All Meter CodesAll Group Names*

**el paso**

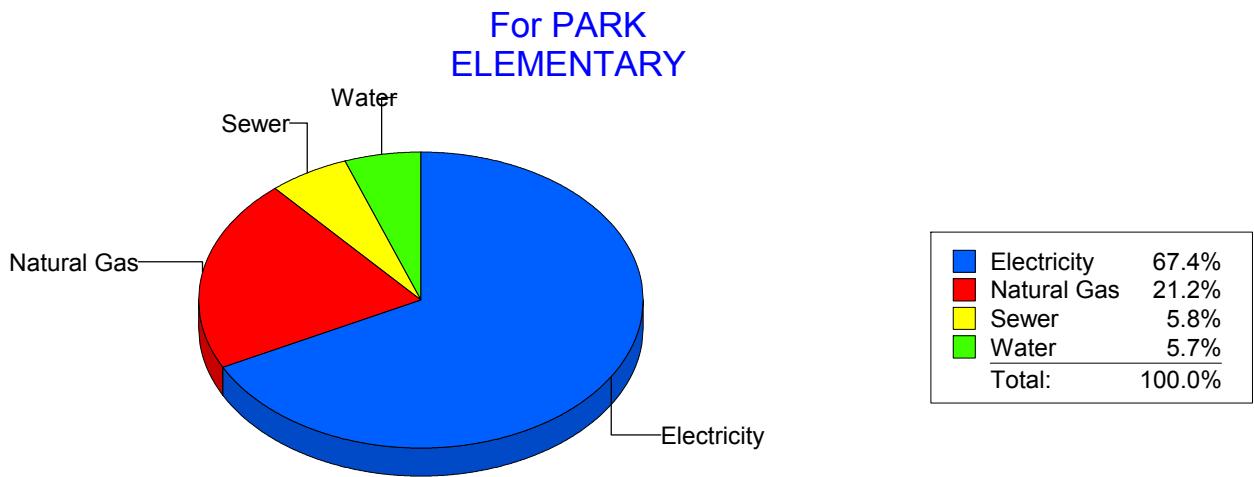
Energy CAP

Cost Avoidance Program

**Cost Summary Graph**

Grouped by Energy Type

Energy Type	Use	Units	Meter Cost	Special Charges	Total Cost	Avg Unit Cost	% of Total Cost
<b>Site: PARK ELEMENTARY - PARK ELEMENTARY</b>							
Electricity	27,360	KWH	\$3,874.34	\$0.00	\$3,874.34	0.1416	67.37%
Natural Gas	1,644	CCF	\$1,219.25	\$0.00	\$1,219.25	0.7416	21.20%
Water	99	CCF	\$326.62	\$0.00	\$326.62	3.2992	5.68%
Sewer	90	CCF	\$330.83	\$0.00	\$330.83	3.6759	5.75%
<b>Total Cost:</b>			<b>\$5,751.04</b>	<b>\$0.00</b>	<b>\$5,751.04</b>		



*Filters: Cost Center Name Not Equal To DoNotReport; Billing Period Equal To 201503All Meter CodesAll Group Names*

**elpaso**

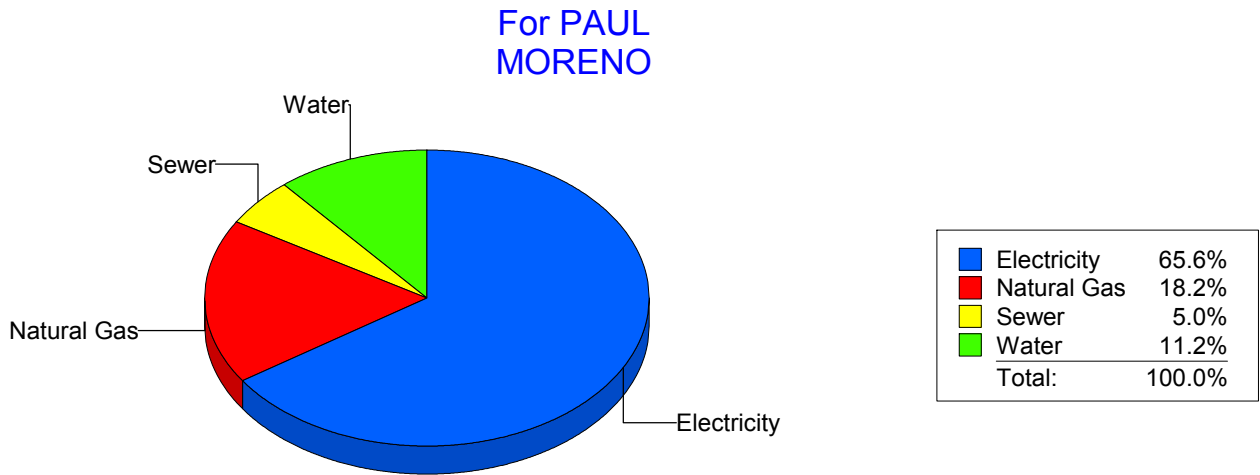
Energy CAP

Cost Avoidance Program

**Cost Summary Graph**

Grouped by Energy Type

Energy Type	Use	Units	Meter Cost	Special Charges	Total Cost	Avg Unit Cost	% of Total Cost
<b>Site: PAUL MORENO - PAUL MORENO</b>							
Electricity	36,600	KWH	\$4,972.80	\$0.00	\$4,972.80	0.1359	65.56%
Natural Gas	1,900	CCF	\$1,379.12	\$0.00	\$1,379.12	0.7259	18.18%
Water	209	CCF	\$851.85	\$0.00	\$851.85	4.0758	11.23%
Sewer	109	CCF	\$380.94	\$0.00	\$380.94	3.4949	5.02%
<b>Total Cost:</b>			<b>\$7,584.71</b>	<b>\$0.00</b>	<b>\$7,584.71</b>		



*Filters: Cost Center Name Not Equal To DoNotReport; Billing Period Equal To 201503All Meter CodesAll Group Names*

**elpaso**

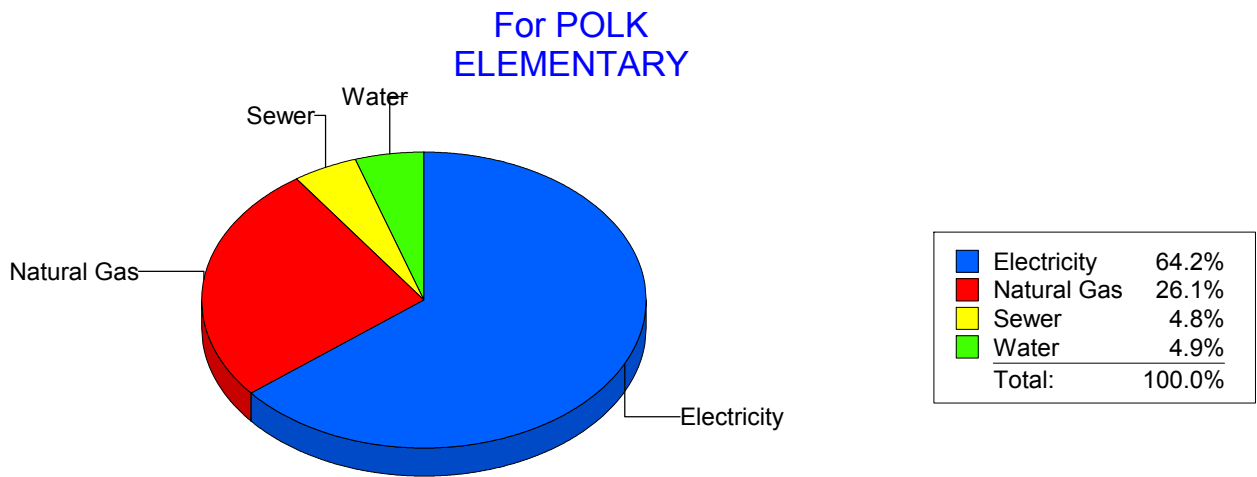
Energy CAP

Cost Avoidance Program

**Cost Summary Graph**

Grouped by Energy Type

Energy Type	Use	Units	Meter Cost	Special Charges	Total Cost	Avg Unit Cost	% of Total Cost
<b>Site: POLK ELEMENTARY - POLK ELEMENTARY</b>							
Electricity	27,300	KWH	\$3,396.77	\$0.00	\$3,396.77	0.1244	64.17%
Natural Gas	1,896	CCF	\$1,382.76	\$0.00	\$1,382.76	0.7293	26.12%
Water	85	CCF	\$260.80	\$0.00	\$260.80	3.0682	4.93%
Sewer	62	CCF	\$253.12	\$0.00	\$253.12	4.0826	4.78%
<b>Total Cost:</b>			<b>\$5,293.45</b>	<b>\$0.00</b>	<b>\$5,293.45</b>		



*Filters: Cost Center Name Not Equal To DoNotReport; Billing Period Equal To 201503All Meter CodesAll Group Names*

**elpaso**

Energy CAP

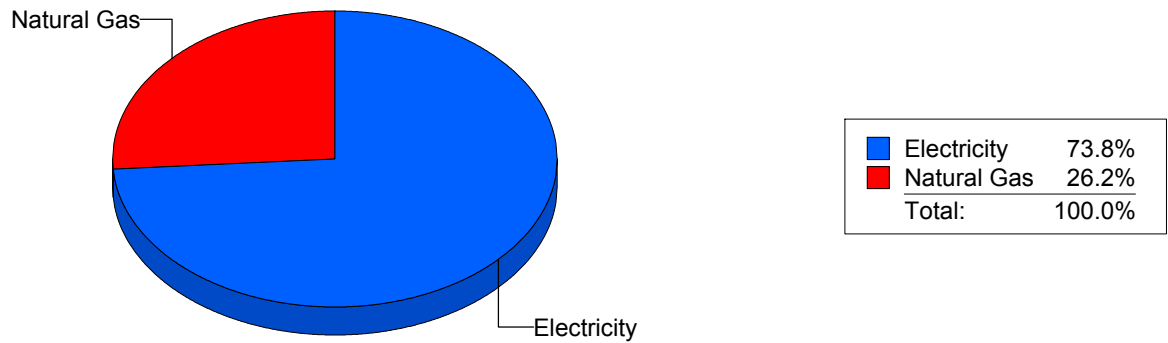
Cost Avoidance Program

**Cost Summary Graph**

Grouped by Energy Type

Energy Type	Use	Units	Meter Cost	Special Charges	Total Cost	Avg Unit Cost	% of Total Cost
<b>Site: POWELL - POWELL</b>							
Electricity	45,000	KWH	\$4,616.15	\$0.00	\$4,616.15	0.1026	73.77%
Natural Gas	2,418	CCF	\$1,641.62	\$0.00	\$1,641.62	0.6789	26.23%
<b>Total Cost:</b>			<b>\$6,257.77</b>	<b>\$0.00</b>	<b>\$6,257.77</b>		

For POWELL



*Filters: Cost Center Name Not Equal To DoNotReport; Billing Period Equal To 201503All Meter CodesAll Group Names*



**el Paso**

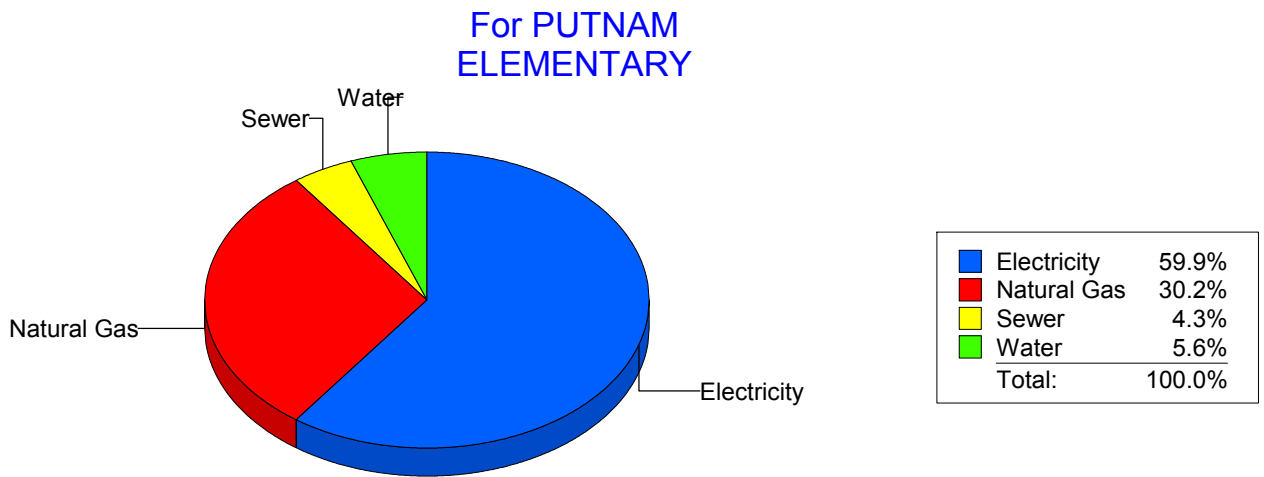
Energy CAP

Cost Avoidance Program

**Cost Summary Graph**

Grouped by Energy Type

Energy Type	Use	Units	Meter Cost	Special Charges	Total Cost	Avg Unit Cost	% of Total Cost
<b>Site: PUTNAM ELEMENTARY - PUTNAM ELEMENTARY</b>							
Electricity	33,948	KWH	\$3,746.60	\$0.00	\$3,746.60	0.1104	59.88%
Natural Gas	2,693	CCF	\$1,890.30	\$0.00	\$1,890.30	0.7019	30.21%
Water	173	CCF	\$353.45	\$0.00	\$353.45	2.0431	5.65%
Sewer	122	CCF	\$266.72	\$0.00	\$266.72	2.1862	4.26%
<b>Total Cost:</b>			<b>\$6,257.07</b>	<b>\$0.00</b>	<b>\$6,257.07</b>		



*Filters: Cost Center Name Not Equal To DoNotReport; Billing Period Equal To 201503All Meter CodesAll Group Names*

**elpaso**

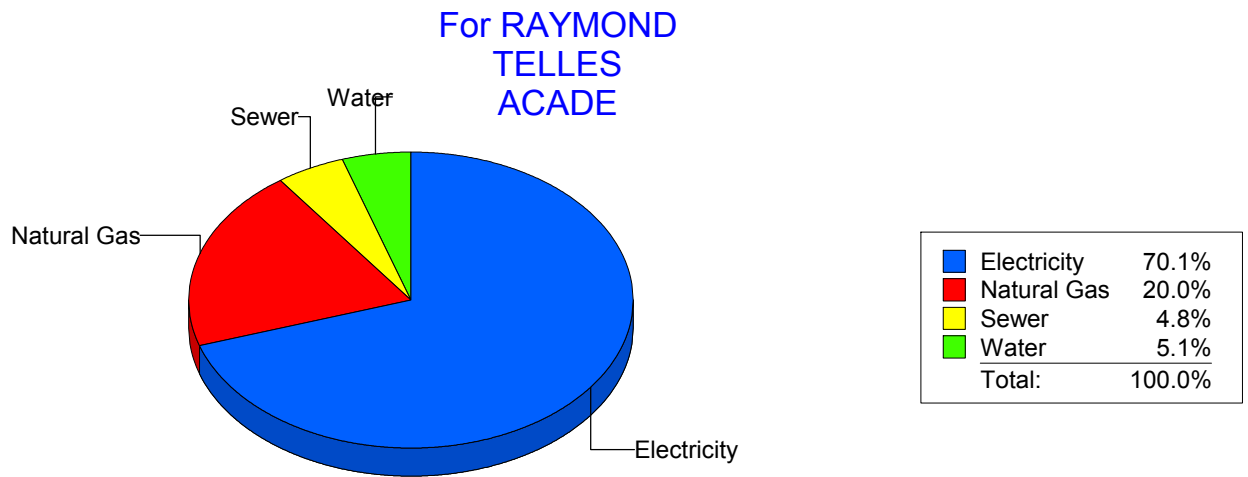
Energy CAP

Cost Avoidance Program

**Cost Summary Graph**

Grouped by Energy Type

Energy Type	Use	Units	Meter Cost	Special Charges	Total Cost	Avg Unit Cost	% of Total Cost
<b>Site: RAYMOND TELLES ACADE - RAYMOND TELLES ACADE</b>							
Electricity	29,400	KWH	\$3,345.38	\$0.00	\$3,345.38	0.1138	70.09%
Natural Gas	1,357	CCF	\$955.78	\$0.00	\$955.78	0.7043	20.03%
Water	57	CCF	\$243.73	\$0.00	\$243.73	4.2760	5.11%
Sewer	45	CCF	\$227.79	\$0.00	\$227.79	5.0620	4.77%
<b>Total Cost:</b>			<b>\$4,772.68</b>	<b>\$0.00</b>	<b>\$4,772.68</b>		



*Filters: Cost Center Name Not Equal To DoNotReport; Billing Period Equal To 201503All Meter CodesAll Group Names*

**elpaso**

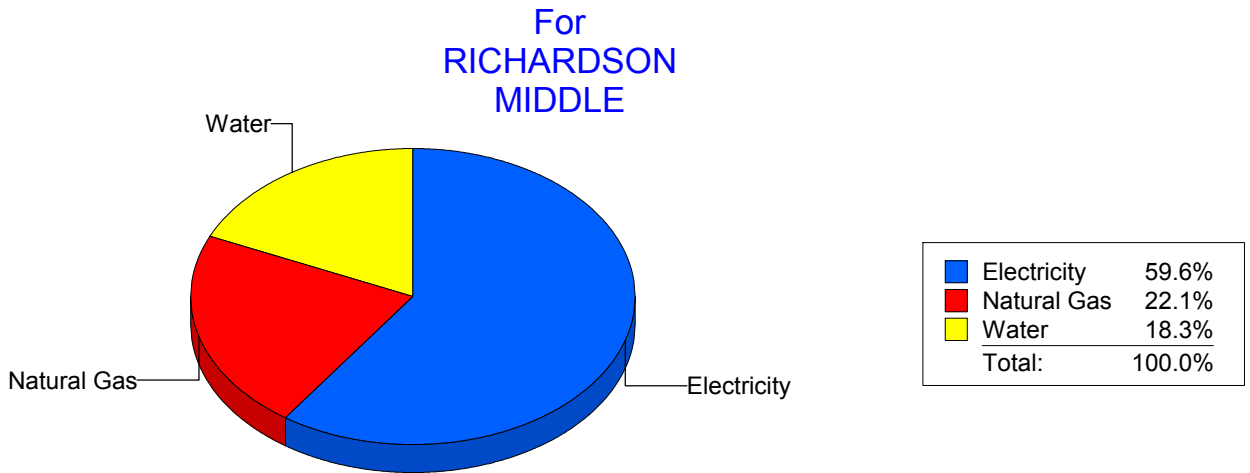
Energy CAP

Cost Avoidance Program

**Cost Summary Graph**

Grouped by Energy Type

Energy Type	Use	Units	Meter Cost	Special Charges	Total Cost	Avg Unit Cost	% of Total Cost
<b>Site: RICHARDSON MIDDLE - RICHARDSON MIDDLE</b>							
Electricity	80,700	KWH	\$8,788.94	\$0.00	\$8,788.94	0.1089	59.62%
Natural Gas	4,948	CCF	\$3,256.27	\$0.00	\$3,256.27	0.6581	22.09%
Water	491	CCF	\$2,696.50	\$0.00	\$2,696.50	5.4919	18.29%
<b>Total Cost:</b>			<b>\$14,741.71</b>	<b>\$0.00</b>	<b>\$14,741.71</b>		



*Filters: Cost Center Name Not Equal To DoNotReport; Billing Period Equal To 201503All Meter CodesAll Group Names*

**elpaso**

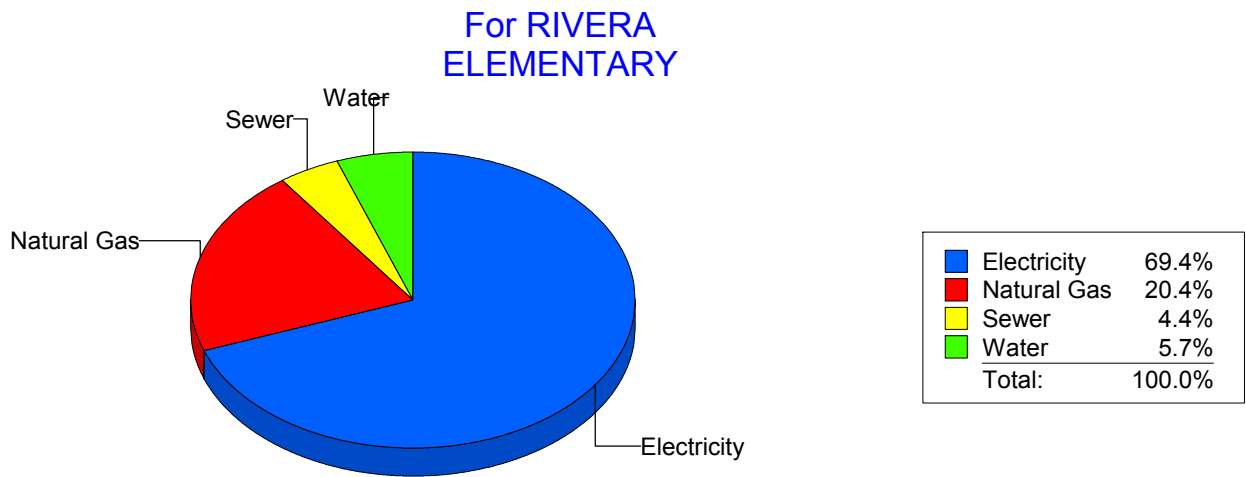
Energy CAP

Cost Avoidance Program

**Cost Summary Graph**

Grouped by Energy Type

Energy Type	Use	Units	Meter Cost	Special Charges	Total Cost	Avg Unit Cost	% of Total Cost
<b>Site: RIVERA ELEMENTARY - RIVERA ELEMENTARY</b>							
Electricity	46,920	KWH	\$5,295.49	\$0.00	\$5,295.49	0.1129	69.44%
Natural Gas	2,291	CCF	\$1,559.54	\$0.00	\$1,559.54	0.6807	20.45%
Water	101	CCF	\$433.29	\$0.00	\$433.29	4.2900	5.68%
Sewer	119	CCF	\$338.05	\$0.00	\$338.05	2.8408	4.43%
<b>Total Cost:</b>			<b>\$7,626.37</b>	<b>\$0.00</b>	<b>\$7,626.37</b>		



*Filters: Cost Center Name Not Equal To DoNotReport; Billing Period Equal To 201503All Meter CodesAll Group Names*

**elpaso**

Energy CAP

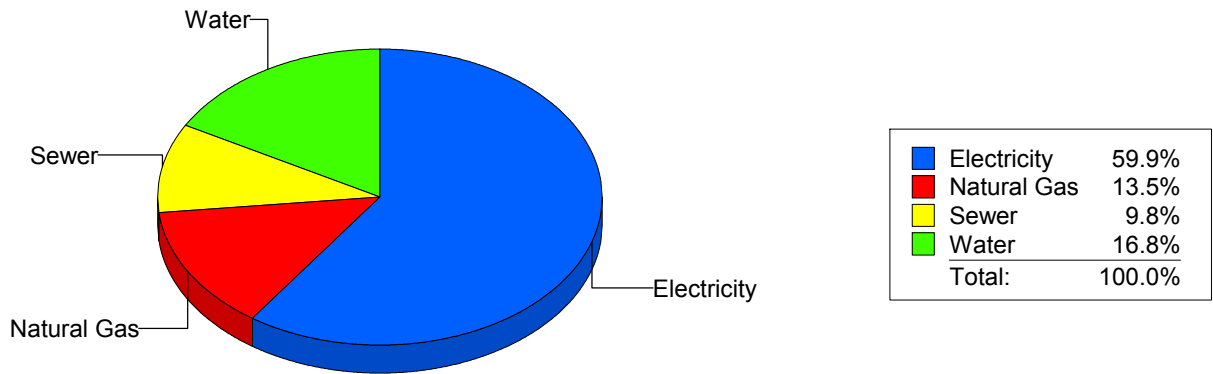
Cost Avoidance Program

**Cost Summary Graph**

Grouped by Energy Type

Energy Type	Use	Units	Meter Cost	Special Charges	Total Cost	Avg Unit Cost	% of Total Cost
<b>Site: ROBERTS ELEMENTARY - ROBERTS ELEMENTARY</b>							
Electricity	37,802	KWH	\$3,784.82	\$0.00	\$3,784.82	0.1001	59.86%
Natural Gas	1,080	CCF	\$856.38	\$0.00	\$856.38	0.7929	13.54%
Water	542	CCF	\$1,065.33	\$0.00	\$1,065.33	1.9656	16.85%
Sewer	298	CCF	\$616.56	\$0.00	\$616.56	2.0690	9.75%
<b>Total Cost:</b>			<b>\$6,323.09</b>	<b>\$0.00</b>	<b>\$6,323.09</b>		

For ROBERTS ELEMENTARY



*Filters: Cost Center Name Not Equal To DoNotReport; Billing Period Equal To 201503All Meter CodesAll Group Names*

**elpaso**

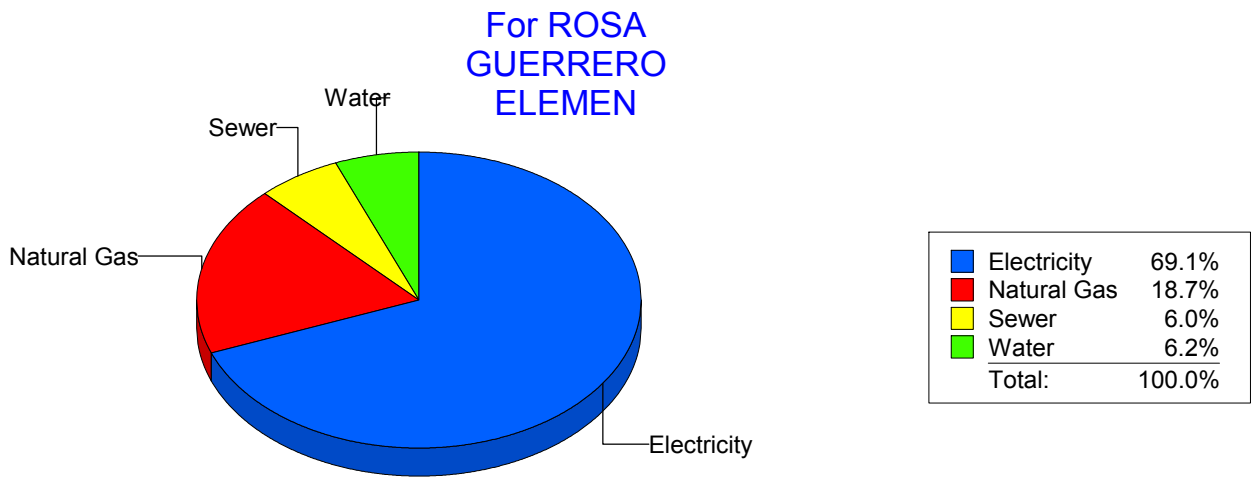
Energy CAP

Cost Avoidance Program

**Cost Summary Graph**

Grouped by Energy Type

Energy Type	Use	Units	Meter Cost	Special Charges	Total Cost	Avg Unit Cost	% of Total Cost
<b>Site: ROSA GUERRERO ELEMEN - ROSA GUERRERO ELEMEN</b>							
Electricity	34,520	KWH	\$5,026.39	\$0.00	\$5,026.39	0.1456	69.07%
Natural Gas	1,870	CCF	\$1,363.13	\$0.00	\$1,363.13	0.7289	18.73%
Water	166	CCF	\$449.07	\$0.00	\$449.07	2.7052	6.17%
Sewer	140	CCF	\$438.81	\$0.00	\$438.81	3.1344	6.03%
<b>Total Cost:</b>			<b>\$7,277.40</b>	<b>\$0.00</b>	<b>\$7,277.40</b>		



*Filters: Cost Center Name Not Equal To DoNotReport; Billing Period Equal To 201503All Meter CodesAll Group Names*

**elpaso**

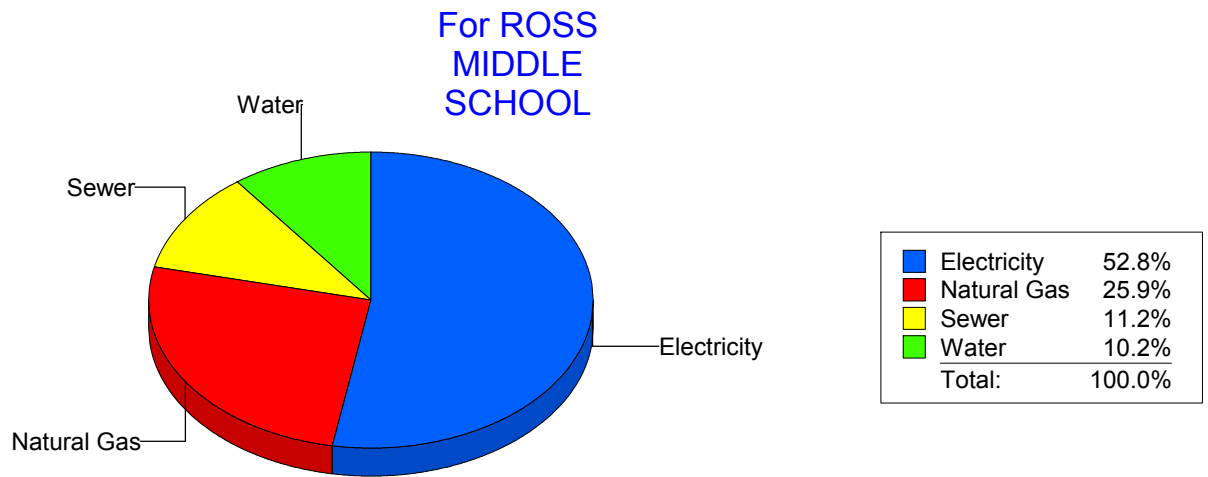
Energy CAP

Cost Avoidance Program

**Cost Summary Graph**

Grouped by Energy Type

Energy Type	Use	Units	Meter Cost	Special Charges	Total Cost	Avg Unit Cost	% of Total Cost
<b>Site: ROSS MIDDLE SCHOOL - ROSS MIDDLE SCHOOL</b>							
Electricity	46,417	KWH	\$5,543.66	\$0.00	\$5,543.66	0.1194	52.80%
Natural Gas	4,097	CCF	\$2,715.25	\$0.00	\$2,715.25	0.6627	25.86%
Water	617	CCF	\$1,069.44	\$0.00	\$1,069.44	1.7333	10.19%
Sewer	678	CCF	\$1,170.96	\$0.00	\$1,170.96	1.7271	11.15%
<b>Total Cost:</b>			<b>\$10,499.31</b>	<b>\$0.00</b>	<b>\$10,499.31</b>		



*Filters: Cost Center Name Not Equal To DoNotReport; Billing Period Equal To 201503All Meter CodesAll Group Names*

**elpaso**

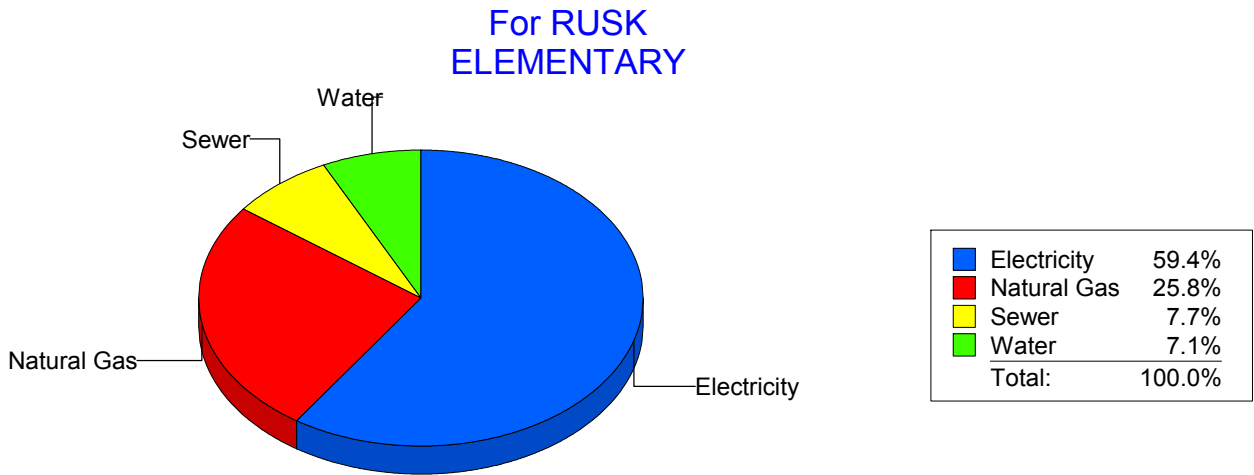
Energy CAP

Cost Avoidance Program

**Cost Summary Graph**

Grouped by Energy Type

Energy Type	Use	Units	Meter Cost	Special Charges	Total Cost	Avg Unit Cost	% of Total Cost
<b>Site: RUSK ELEMENTARY - RUSK ELEMENTARY</b>							
Electricity	20,124	KWH	\$2,706.80	\$0.00	\$2,706.80	0.1345	59.44%
Natural Gas	1,455	CCF	\$1,173.09	\$0.00	\$1,173.09	0.8062	25.76%
Water	123	CCF	\$323.65	\$0.00	\$323.65	2.6313	7.11%
Sewer	142	CCF	\$350.52	\$0.00	\$350.52	2.4685	7.70%
<b>Total Cost:</b>			<b>\$4,554.06</b>	<b>\$0.00</b>	<b>\$4,554.06</b>		



*Filters: Cost Center Name Not Equal To DoNotReport; Billing Period Equal To 201503All Meter CodesAll Group Names*



**elpaso**

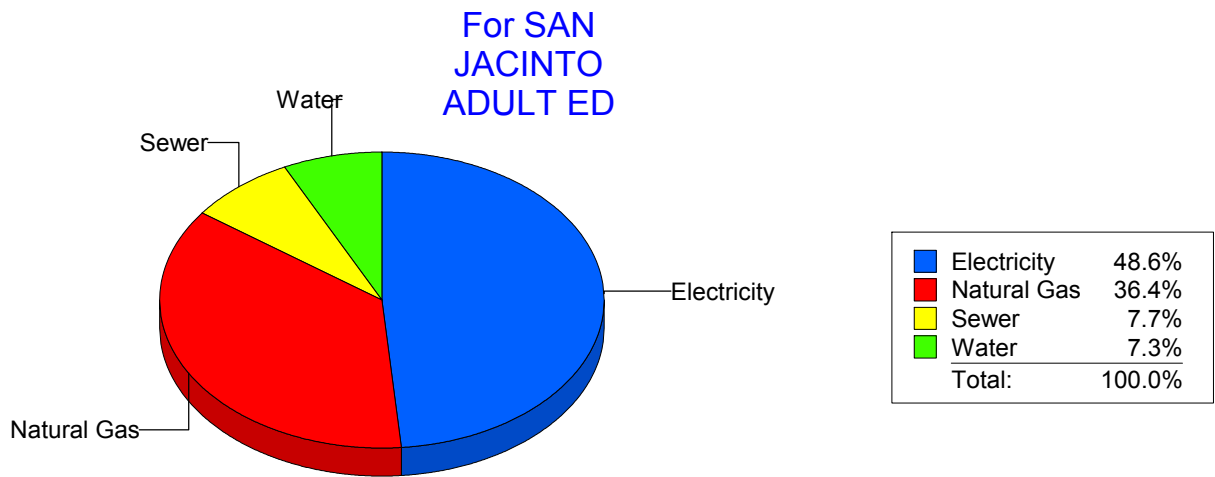
Energy CAP

Cost Avoidance Program

**Cost Summary Graph**

Grouped by Energy Type

Energy Type	Use	Units	Meter Cost	Special Charges	Total Cost	Avg Unit Cost	% of Total Cost
<b>Site: SAN JACINTO ADULT ED - SAN JACINTO ADULT ED</b>							
Electricity	5,100	KWH	\$671.97	\$0.00	\$671.97	0.1318	48.59%
Natural Gas	657	CCF	\$503.56	\$0.00	\$503.56	0.7665	36.41%
Water	23	CCF	\$100.79	\$0.00	\$100.79	4.3822	7.29%
Sewer	25	CCF	\$106.72	\$0.00	\$106.72	4.2688	7.72%
<b>Total Cost:</b>			<b>\$1,383.04</b>	<b>\$0.00</b>	<b>\$1,383.04</b>		



*Filters: Cost Center Name Not Equal To DoNotReport; Billing Period Equal To 201503All Meter CodesAll Group Names*

**elpaso**

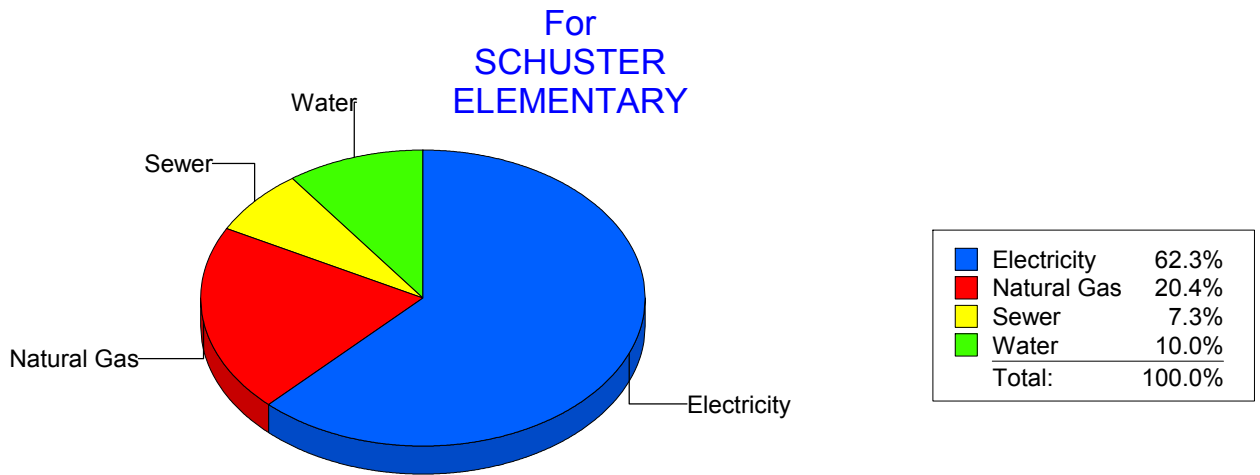
Energy CAP

Cost Avoidance Program

**Cost Summary Graph**

Grouped by Energy Type

Energy Type	Use	Units	Meter Cost	Special Charges	Total Cost	Avg Unit Cost	% of Total Cost
<b>Site: SCHUSTER ELEMENTARY - SCHUSTER ELEMENTARY</b>							
Electricity	19,922	KWH	\$2,291.85	\$0.00	\$2,291.85	0.1150	62.31%
Natural Gas	1,037	CCF	\$748.91	\$0.00	\$748.91	0.7222	20.36%
Water	199	CCF	\$368.31	\$0.00	\$368.31	1.8508	10.01%
Sewer	134	CCF	\$269.13	\$0.00	\$269.13	2.0084	7.32%
<b>Total Cost:</b>			<b>\$3,678.20</b>	<b>\$0.00</b>	<b>\$3,678.20</b>		



*Filters: Cost Center Name Not Equal To DoNotReport; Billing Period Equal To 201503All Meter CodesAll Group Names*

**elpaso**

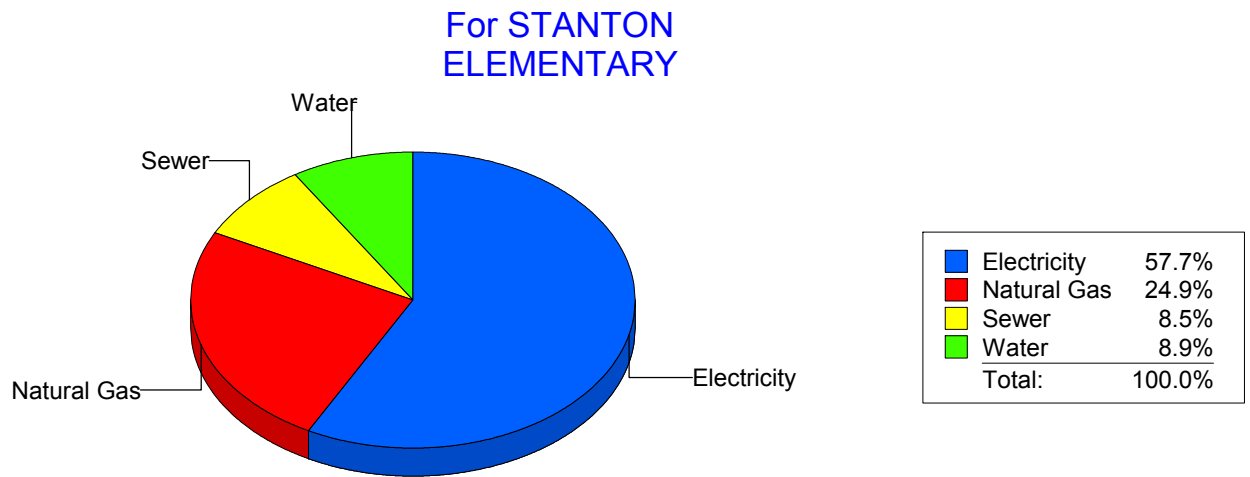
Energy CAP

Cost Avoidance Program

**Cost Summary Graph**

Grouped by Energy Type

Energy Type	Use	Units	Meter Cost	Special Charges	Total Cost	Avg Unit Cost	% of Total Cost
<b>Site: STANTON ELEMENTARY - STANTON ELEMENTARY</b>							
Electricity	22,566	KWH	\$2,897.57	\$0.00	\$2,897.57	0.1284	57.69%
Natural Gas	1,696	CCF	\$1,250.33	\$0.00	\$1,250.33	0.7372	24.89%
Water	223	CCF	\$449.27	\$0.00	\$449.27	2.0147	8.95%
Sewer	200	CCF	\$425.26	\$0.00	\$425.26	2.1263	8.47%
<b>Total Cost:</b>			<b>\$5,022.43</b>	<b>\$0.00</b>	<b>\$5,022.43</b>		



*Filters: Cost Center Name Not Equal To DoNotReport; Billing Period Equal To 201503All Meter CodesAll Group Names*

**elpaso**

Energy CAP

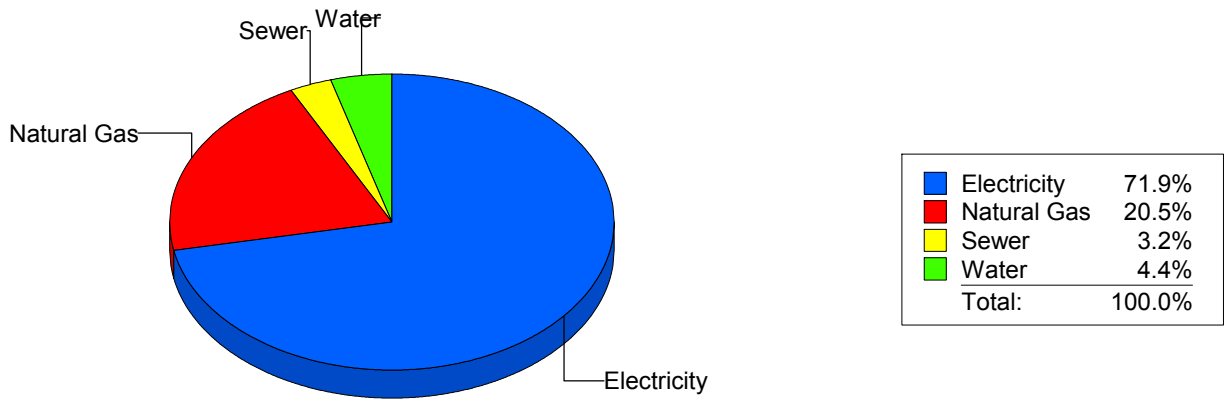
Cost Avoidance Program

**Cost Summary Graph**

Grouped by Energy Type

Energy Type	Use	Units	Meter Cost	Special Charges	Total Cost	Avg Unit Cost	% of Total Cost
<b>Site: SUNSET HIGH - SUNSET HIGH</b>							
Electricity	22,440	KWH	\$2,621.55	\$0.00	\$2,621.55	0.1168	71.87%
Natural Gas	1,036	CCF	\$748.25	\$0.00	\$748.25	0.7222	20.51%
Water	57	CCF	\$160.71	\$0.00	\$160.71	2.8195	4.41%
Sewer	32	CCF	\$117.15	\$0.00	\$117.15	3.6609	3.21%
<b>Total Cost:</b>			<b>\$3,647.66</b>	<b>\$0.00</b>	<b>\$3,647.66</b>		

For SUNSET HIGH



*Filters: Cost Center Name Not Equal To DoNotReport; Billing Period Equal To 201503All Meter CodesAll Group Names*

**elpaso**

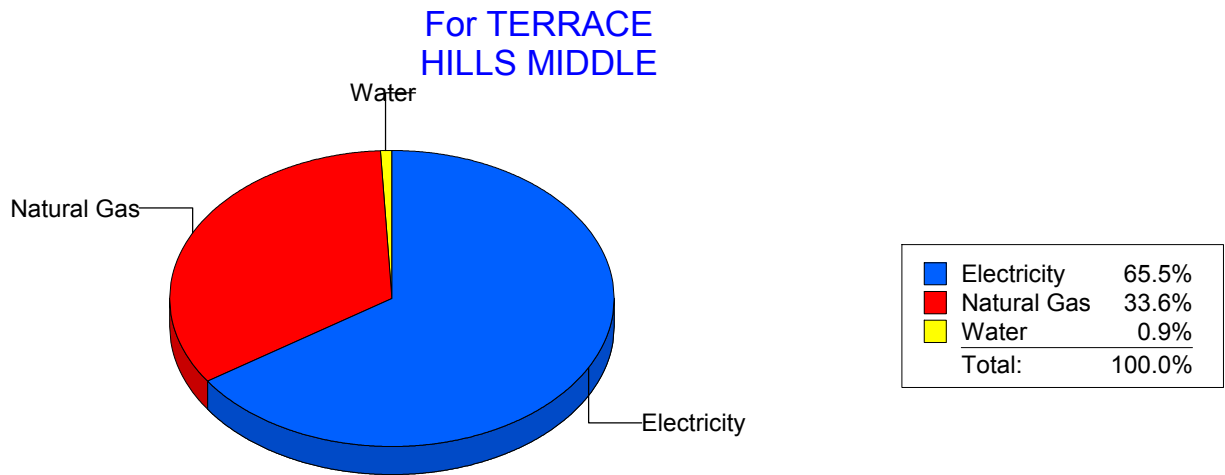
Energy CAP

Cost Avoidance Program

**Cost Summary Graph**

Grouped by Energy Type

Energy Type	Use	Units	Meter Cost	Special Charges	Total Cost	Avg Unit Cost	% of Total Cost
<b>Site: TERRACE HILLS MIDDLE - TERRACE HILLS MIDDLE</b>							
Electricity	27,600	KWH	\$2,990.27	\$0.00	\$2,990.27	0.1083	65.46%
Natural Gas	2,139	CCF	\$1,535.36	\$0.00	\$1,535.36	0.7178	33.61%
Water	0	CCF	\$42.47	\$0.00	\$42.47	0.0000	0.93%
<b>Total Cost:</b>			<b>\$4,568.10</b>	<b>\$0.00</b>	<b>\$4,568.10</b>		



*Filters: Cost Center Name Not Equal To DoNotReport; Billing Period Equal To 201503All Meter CodesAll Group Names*

**elpaso**

Energy CAP

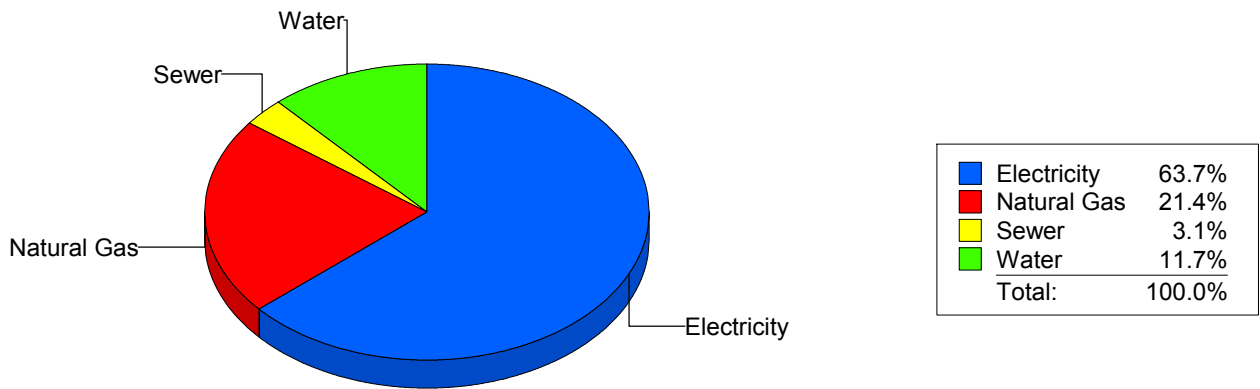
Cost Avoidance Program

**Cost Summary Graph**

Grouped by Energy Type

Energy Type	Use	Units	Meter Cost	Special Charges	Total Cost	Avg Unit Cost	% of Total Cost
<b>Site: TIPPIN - TIPPIN ELEMENTARY</b>							
Electricity	49,680	KWH	\$6,030.16	\$0.00	\$6,030.16	0.1214	63.74%
Natural Gas	3,014	CCF	\$2,027.04	\$0.00	\$2,027.04	0.6725	21.42%
Water	172	CCF	\$1,110.71	\$0.00	\$1,110.71	6.4576	11.74%
Sewer	89	CCF	\$293.35	\$0.00	\$293.35	3.2961	3.10%
<b>Total Cost:</b>			<b>\$9,461.26</b>	<b>\$0.00</b>	<b>\$9,461.26</b>		

For TIPPIN ELEMENTARY



*Filters: Cost Center Name Not Equal To DoNotReport; Billing Period Equal To 201503All Meter CodesAll Group Names*

**elpaso**

Energy CAP

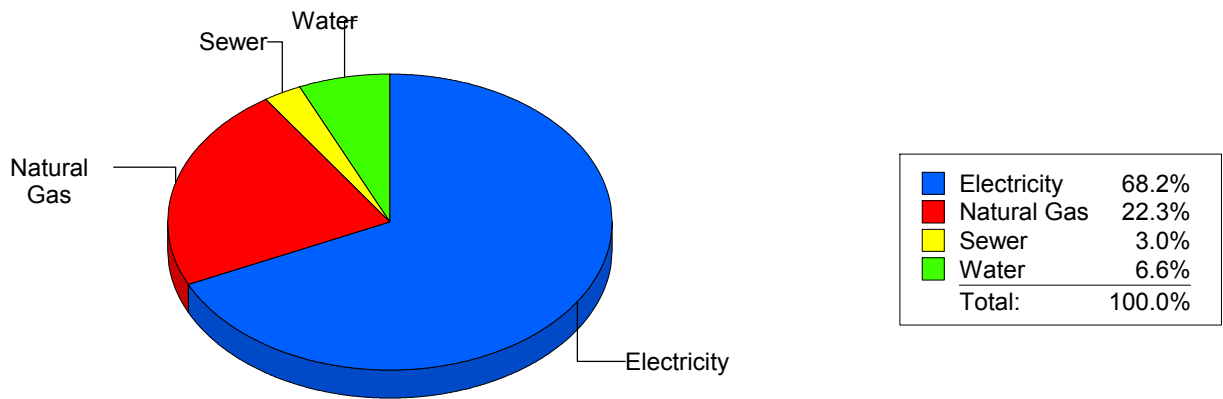
Cost Avoidance Program

**Cost Summary Graph**

Grouped by Energy Type

Energy Type	Use	Units	Meter Cost	Special Charges	Total Cost	Avg Unit Cost	% of Total Cost
<b>Site: TOMLEA - TOM LEA</b>							
Electricity	64,560	KWH	\$7,171.66	\$0.00	\$7,171.66	0.1111	68.16%
Natural Gas	3,513	CCF	\$2,343.98	\$0.00	\$2,343.98	0.6672	22.28%
Water	200	CCF	\$689.66	\$0.00	\$689.66	3.4483	6.55%
Sewer	105	CCF	\$317.19	\$0.00	\$317.19	3.0209	3.01%
<b>Total Cost:</b>			<b>\$10,522.49</b>	<b>\$0.00</b>	<b>\$10,522.49</b>		

For TOM LEA



*Filters: Cost Center Name Not Equal To DoNotReport; Billing Period Equal To 201503All Meter CodesAll Group Names*

**elpaso**

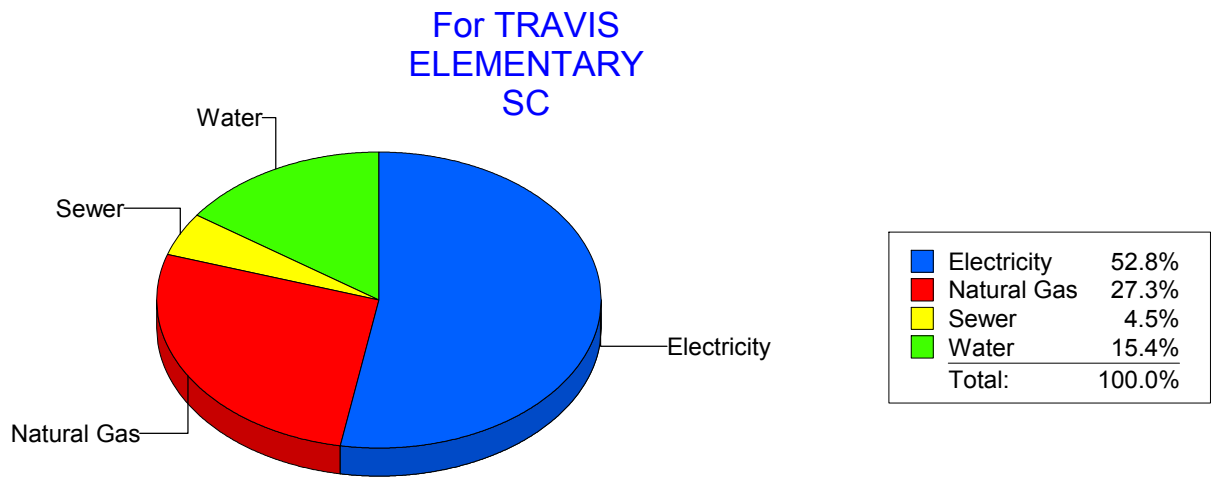
Energy CAP

Cost Avoidance Program

**Cost Summary Graph**

Grouped by Energy Type

Energy Type	Use	Units	Meter Cost	Special Charges	Total Cost	Avg Unit Cost	% of Total Cost
<b>Site: TRAVIS ELEMENTARY SC - TRAVIS ELEMENTARY SC</b>							
Electricity	21,122	KWH	\$2,550.55	\$0.00	\$2,550.55	0.1208	52.82%
Natural Gas	1,792	CCF	\$1,317.03	\$0.00	\$1,317.03	0.7349	27.28%
Water	177	CCF	\$742.62	\$0.00	\$742.62	4.1956	15.38%
Sewer	61	CCF	\$218.15	\$0.00	\$218.15	3.5762	4.52%
<b>Total Cost:</b>			<b>\$4,828.35</b>	<b>\$0.00</b>	<b>\$4,828.35</b>		



*Filters: Cost Center Name Not Equal To DoNotReport; Billing Period Equal To 201503All Meter CodesAll Group Names*



**elpaso**

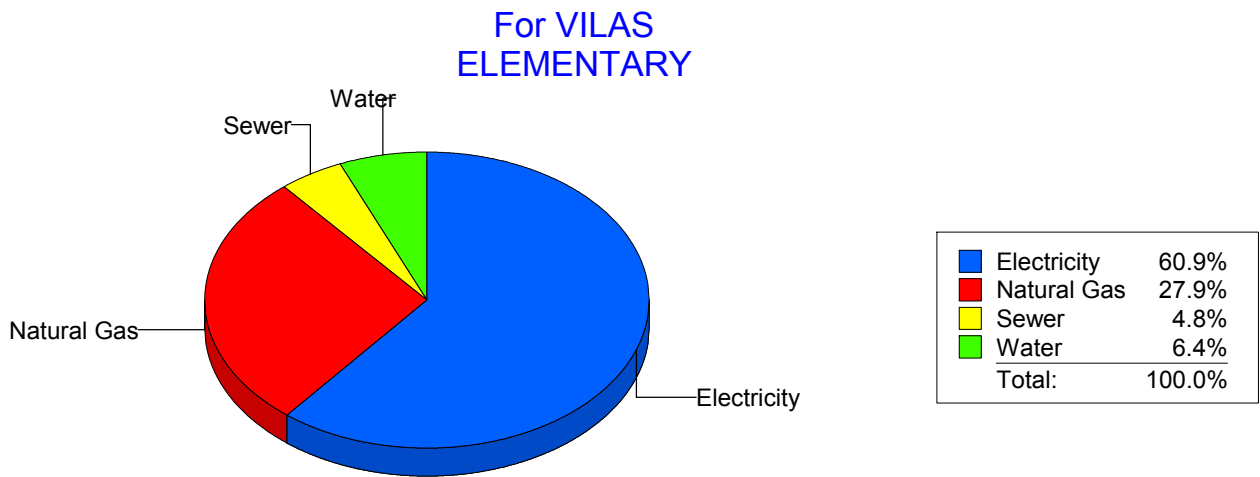
Energy CAP

Cost Avoidance Program

**Cost Summary Graph**

Grouped by Energy Type

Energy Type	Use	Units	Meter Cost	Special Charges	Total Cost	Avg Unit Cost	% of Total Cost
<b>Site: VILAS ELEMENTARY - VILAS ELEMENTARY</b>							
Electricity	26,422	KWH	\$3,713.64	\$0.00	\$3,713.64	0.1406	60.93%
Natural Gas	2,269	CCF	\$1,698.48	\$0.00	\$1,698.48	0.7486	27.87%
Water	83	CCF	\$389.48	\$0.00	\$389.48	4.6925	6.39%
Sewer	57	CCF	\$293.34	\$0.00	\$293.34	5.1463	4.81%
<b>Total Cost:</b>			<b>\$6,094.94</b>	<b>\$0.00</b>	<b>\$6,094.94</b>		



*Filters: Cost Center Name Not Equal To DoNotReport; Billing Period Equal To 201503All Meter CodesAll Group Names*

**el paso**

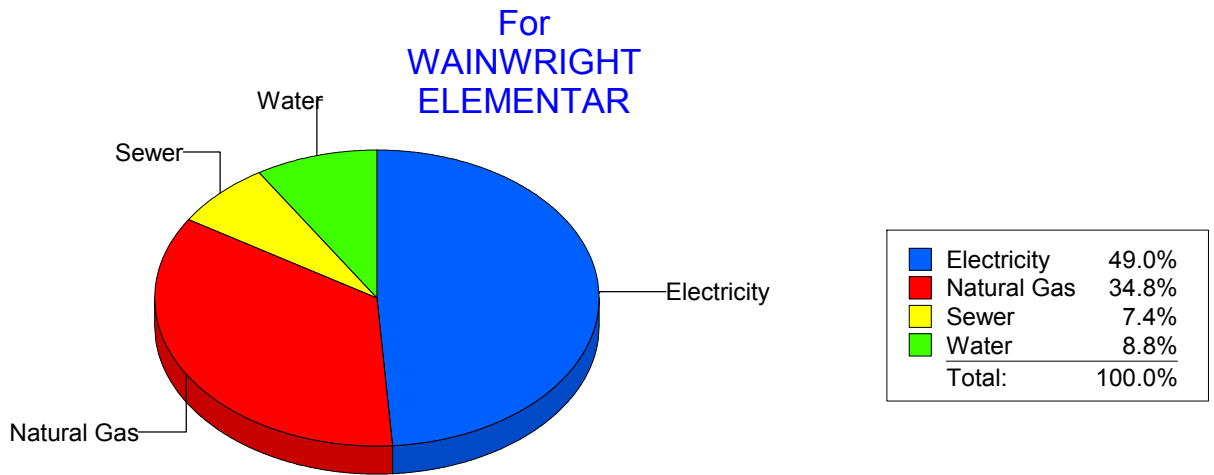
Energy CAP

Cost Avoidance Program

**Cost Summary Graph**

Grouped by Energy Type

Energy Type	Use	Units	Meter Cost	Special Charges	Total Cost	Avg Unit Cost	% of Total Cost
<b>Site: WAINWRIGHT ELEMENTAR - WAINWRIGHT ELEMENTAR</b>							
Electricity	10,214	KWH	\$1,174.45	\$0.00	\$1,174.45	0.1150	48.99%
Natural Gas	1,053	CCF	\$835.38	\$0.00	\$835.38	0.7933	34.84%
Water	40	CCF	\$209.96	\$0.00	\$209.96	5.2490	8.76%
Sewer	26	CCF	\$177.68	\$0.00	\$177.68	6.8338	7.41%
<b>Total Cost:</b>			<b>\$2,397.47</b>	<b>\$0.00</b>	<b>\$2,397.47</b>		



*Filters: Cost Center Name Not Equal To DoNotReport; Billing Period Equal To 201503All Meter CodesAll Group Names*

**elpaso**

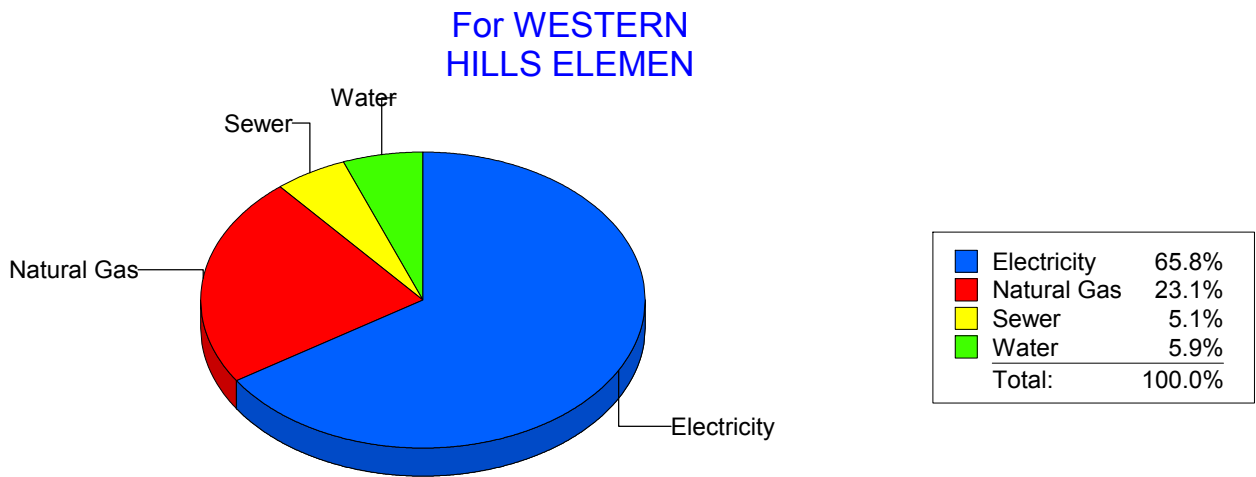
Energy CAP

Cost Avoidance Program

**Cost Summary Graph**

Grouped by Energy Type

Energy Type	Use	Units	Meter Cost	Special Charges	Total Cost	Avg Unit Cost	% of Total Cost
<b>Site: WESTERN HILLS ELEMEN - WESTERN HILLS ELEMEN</b>							
Electricity	38,040	KWH	\$4,381.98	\$0.00	\$4,381.98	0.1152	65.80%
Natural Gas	2,259	CCF	\$1,538.84	\$0.00	\$1,538.84	0.6812	23.11%
Water	122	CCF	\$395.98	\$0.00	\$395.98	3.2457	5.95%
Sewer	64	CCF	\$342.93	\$0.00	\$342.93	5.3583	5.15%
<b>Total Cost:</b>			<b>\$6,659.73</b>	<b>\$0.00</b>	<b>\$6,659.73</b>		



*Filters: Cost Center Name Not Equal To DoNotReport; Billing Period Equal To 201503All Meter CodesAll Group Names*

**elpaso**

Energy CAP

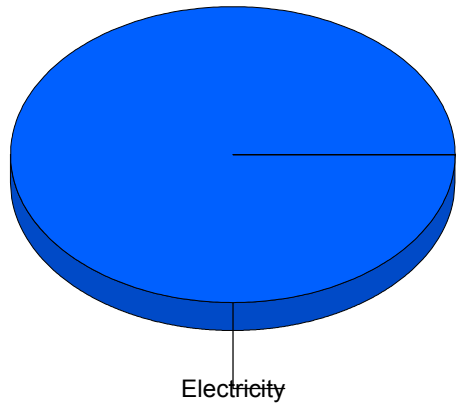
Cost Avoidance Program

**Cost Summary Graph**

Grouped by Energy Type

Energy Type	Use	Units	Meter Cost	Special Charges	Total Cost	Avg Unit Cost	% of Total Cost
Site: WESTSIDE TRANSPORTAT - WESTSIDE TRANSPORTAT							
Electricity	2,422	KWH	\$301.42	\$0.00	\$301.42	0.1245	100.00%
<b>Total Cost:</b>			<b>\$301.42</b>	<b>\$0.00</b>	<b>\$301.42</b>		

For WESTSIDE TRANSPORTAT



■ Electricity	100.0%
Total:	100.0%

*Filters: Cost Center Name Not Equal To DoNotReport; Billing Period Equal To 201503All Meter CodesAll Group Names*

**elpaso**

Energy CAP

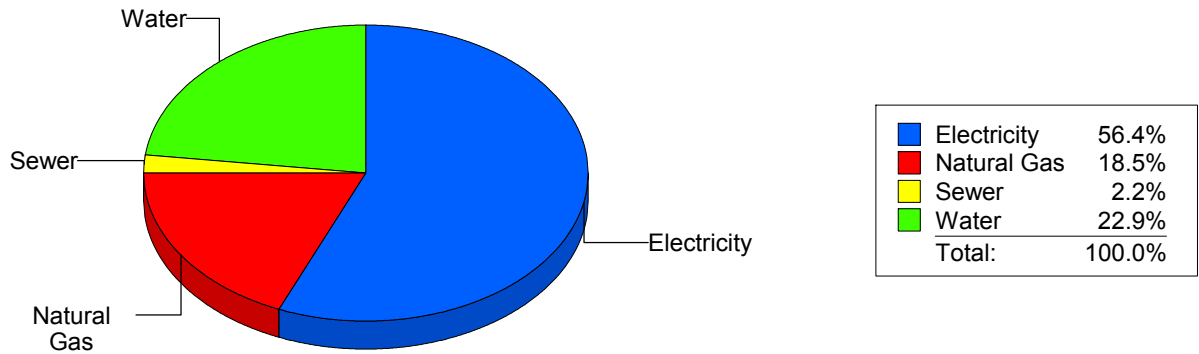
Cost Avoidance Program

**Cost Summary Graph**

Grouped by Energy Type

Energy Type	Use	Units	Meter Cost	Special Charges	Total Cost	Avg Unit Cost	% of Total Cost
<b>Site: WHITAKER ELEMENTARY - WHITAKER ELEMENTARY</b>							
Electricity	80,760	KWH	\$7,535.20	\$0.00	\$7,535.20	0.0933	56.44%
Natural Gas	3,702	CCF	\$2,464.14	\$0.00	\$2,464.14	0.6656	18.46%
Water	992	CCF	\$3,062.82	\$0.00	\$3,062.82	3.0875	22.94%
Sewer	86	CCF	\$288.88	\$0.00	\$288.88	3.3591	2.16%
<b>Total Cost:</b>			<b>\$13,351.04</b>	<b>\$0.00</b>	<b>\$13,351.04</b>		

For WHITAKER ELEMENTARY



*Filters: Cost Center Name Not Equal To DoNotReport; Billing Period Equal To 201503All Meter CodesAll Group Names*

**elpaso**

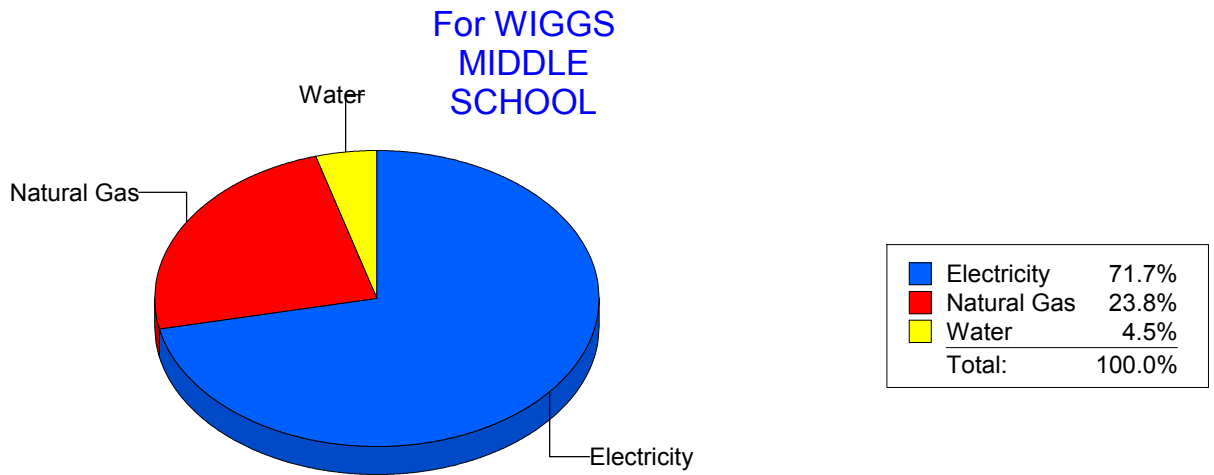
Energy CAP

Cost Avoidance Program

**Cost Summary Graph**

Grouped by Energy Type

Energy Type	Use	Units	Meter Cost	Special Charges	Total Cost	Avg Unit Cost	% of Total Cost
<b>Site: WIGGS MIDDLE SCHOOL - WIGGS MIDDLE SCHOOL</b>							
Electricity	45,220	KWH	\$5,376.32	\$0.00	\$5,376.32	0.1189	71.74%
Natural Gas	2,632	CCF	\$1,779.96	\$0.00	\$1,779.96	0.6763	23.75%
Water	69	CCF	\$337.94	\$0.00	\$337.94	4.8977	4.51%
<b>Total Cost:</b>			<b>\$7,494.22</b>	<b>\$0.00</b>	<b>\$7,494.22</b>		



*Filters: Cost Center Name Not Equal To DoNotReport; Billing Period Equal To 201503All Meter CodesAll Group Names*

**elpaso**

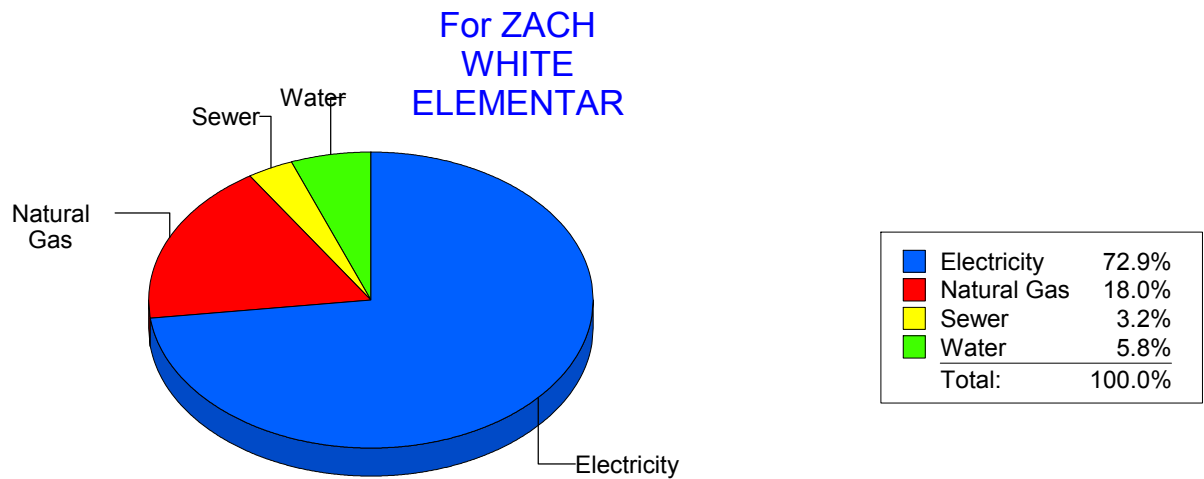
Energy CAP

Cost Avoidance Program

**Cost Summary Graph**

Grouped by Energy Type

Energy Type	Use	Units	Meter Cost	Special Charges	Total Cost	Avg Unit Cost	% of Total Cost
<b>Site: ZACH WHITE ELEMENTAR - ZACH WHITE ELEMENTAR</b>							
Electricity	44,400	KWH	\$5,649.57	\$0.00	\$5,649.57	0.1272	72.95%
Natural Gas	1,920	CCF	\$1,394.08	\$0.00	\$1,394.08	0.7261	18.00%
Water	138	CCF	\$450.37	\$0.00	\$450.37	3.2636	5.82%
Sewer	75	CCF	\$250.69	\$0.00	\$250.69	3.3425	3.24%
<b>Total Cost:</b>			<b>\$7,744.71</b>	<b>\$0.00</b>	<b>\$7,744.71</b>		



*Filters: Cost Center Name Not Equal To DoNotReport; Billing Period Equal To 201503All Meter CodesAll Group Names*

**elpaso**

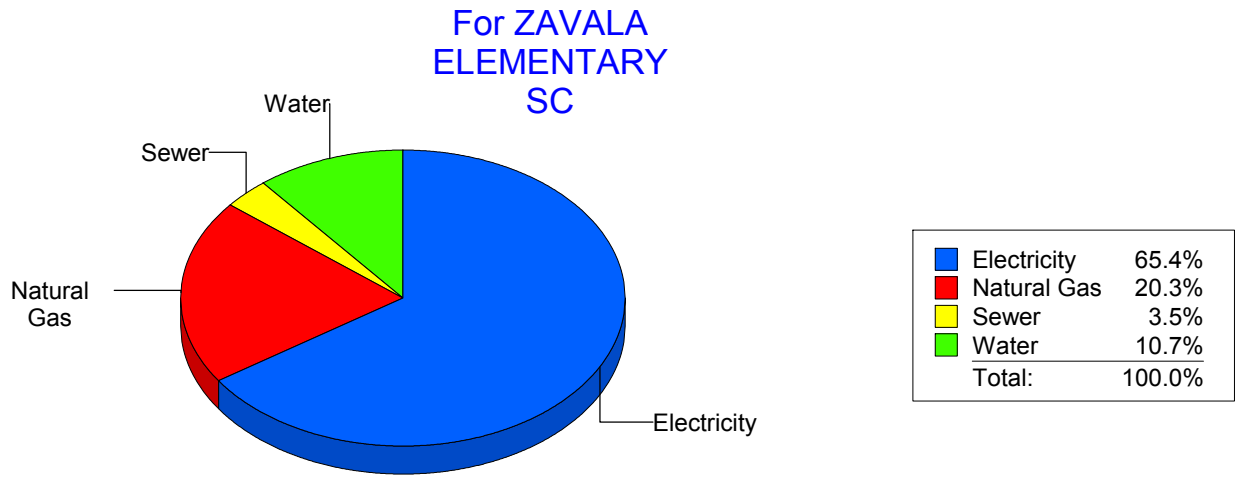
Energy CAP

Cost Avoidance Program

**Cost Summary Graph**

Grouped by Energy Type

Energy Type	Use	Units	Meter Cost	Special Charges	Total Cost	Avg Unit Cost	% of Total Cost
<b>Site: ZAVALA ELEMENTARY SC - ZAVALA ELEMENTARY SC</b>							
Electricity	24,750	KWH	\$2,429.22	\$0.00	\$2,429.22	0.0982	65.45%
Natural Gas	1,045	CCF	\$754.09	\$0.00	\$754.09	0.7216	20.32%
Water	85	CCF	\$397.95	\$0.00	\$397.95	4.6818	10.72%
Sewer	41	CCF	\$130.56	\$0.00	\$130.56	3.1844	3.52%
<b>Total Cost:</b>			<b>\$3,711.82</b>	<b>\$0.00</b>	<b>\$3,711.82</b>		



*Filters: Cost Center Name Not Equal To DoNotReport; Billing Period Equal To 201503All Meter CodesAll Group Names*



**elpaso**

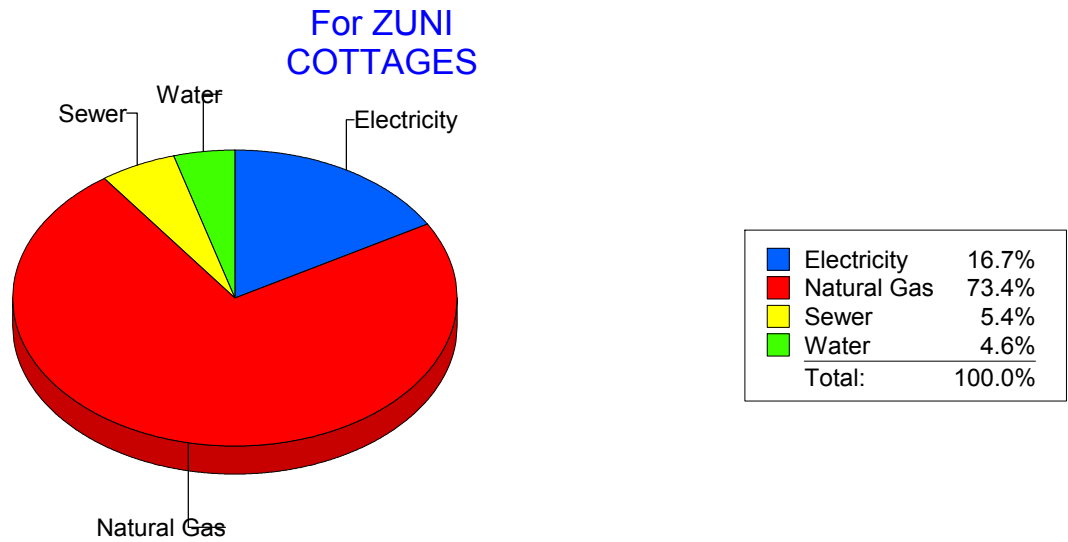
Energy CAP

Cost Avoidance Program

**Cost Summary Graph**

Grouped by Energy Type

Energy Type	Use	Units	Meter Cost	Special Charges	Total Cost	Avg Unit Cost	% of Total Cost
<b>Site: ZUNI COTTAGES - ZUNI COTTAGES</b>							
Electricity		22 KWH	\$36.69	\$0.00	\$36.69	1.6677	16.69%
Natural Gas		2 CCF	\$161.23	\$0.00	\$161.23	80.6150	73.36%
Water		0 CCF	\$10.06	\$0.00	\$10.06	0.0000	4.58%
Sewer		0 CCF	\$11.80	\$0.00	\$11.80	0.0000	5.37%
<b>Total Cost:</b>			<b>\$219.78</b>	<b>\$0.00</b>	<b>\$219.78</b>		



*Filters: Cost Center Name Not Equal To DoNotReport; Billing Period Equal To 201503All Meter CodesAll Group Names*

**elpaso**

Energy CAP

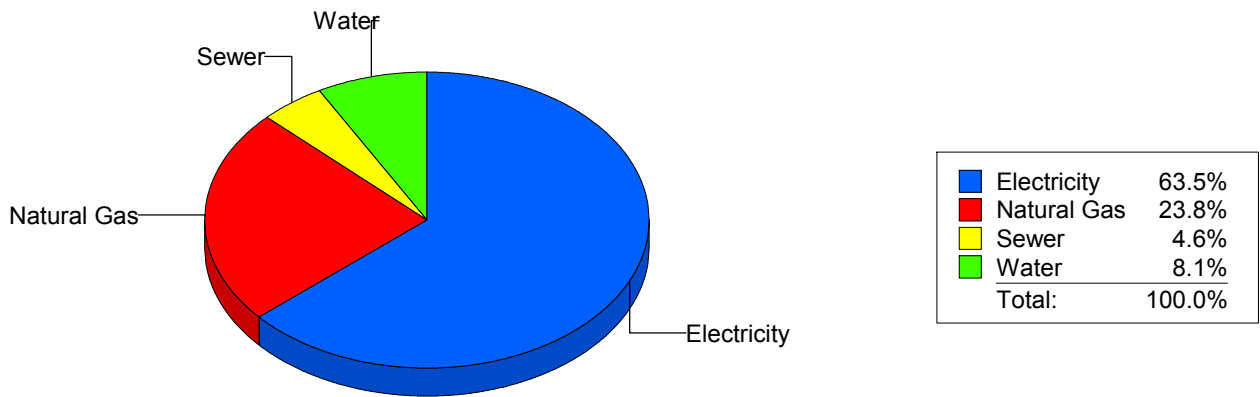
Cost Avoidance Program

**Cost Summary Graph**

Grouped by Energy Type

Energy Type	Use	Units	Meter Cost	Special Charges	Total Cost	Avg Unit Cost	% of Total Cost
<b>All Sites</b>							
Electricity	4,959,470	KWH	\$566,749.42	\$0.00	\$566,749.42	0.1143	63.50%
Natural Gas	307,293	CCF	\$212,273.75	\$0.00	\$212,273.75	0.6908	23.79%
Water	26,134	CCF	\$72,156.09	\$0.00	\$72,156.09	2.7610	8.09%
Sewer	15,333	CCF	\$41,282.84	\$0.00	\$41,282.84	2.6924	4.63%
<b>Total Cost:</b>			<b>\$892,462.10</b>	<b>\$0.00</b>	<b>\$892,462.10</b>		

For All Sites



*Filters: Cost Center Name Not Equal To DoNotReport; Billing Period Equal To 201503All Meter CodesAll Group Names*