

elpaso

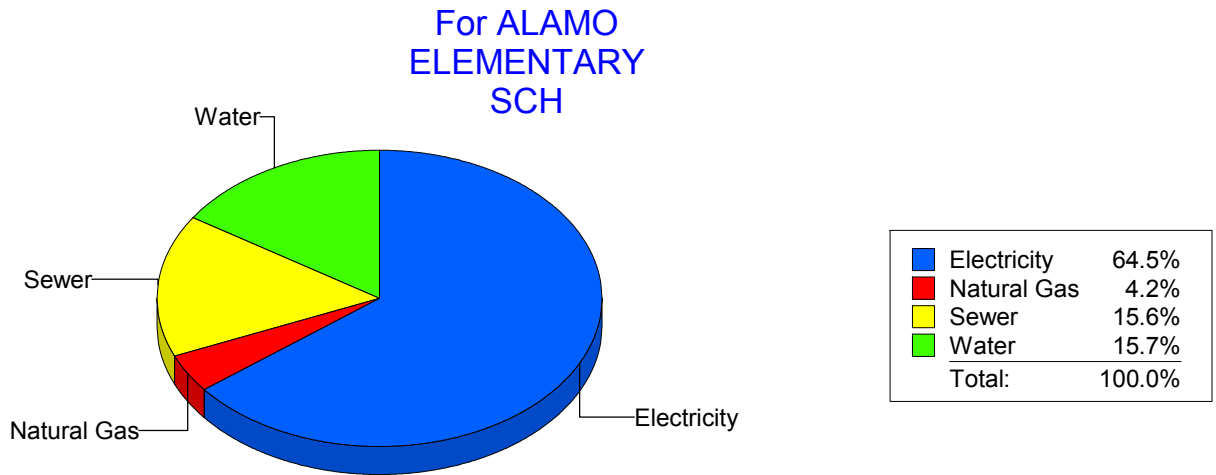
Energy CAP

Cost Avoidance Program

Cost Summary Graph

Grouped by Energy Type

Energy Type	Use	Units	Meter Cost	Special Charges	Total Cost	Avg Unit Cost	% of Total Cost
Site: ALAMO ELEMENTARY SCH - ALAMO ELEMENTARY SCH							
Electricity	4,000	KWH	\$513.97	\$0.00	\$513.97	0.1285	64.48%
Natural Gas	0	CCF	\$33.38	\$0.00	\$33.38	0.0000	4.19%
Water	0	CCF	\$125.26	\$0.00	\$125.26	0.0000	15.71%
Sewer	0	CCF	\$124.48	\$0.00	\$124.48	0.0000	15.62%
Total Cost:			\$797.09	\$0.00	\$797.09		



Filters: Cost Center Name Not One Of DoNotReport; Billing Period Equal To 201003

elpaso

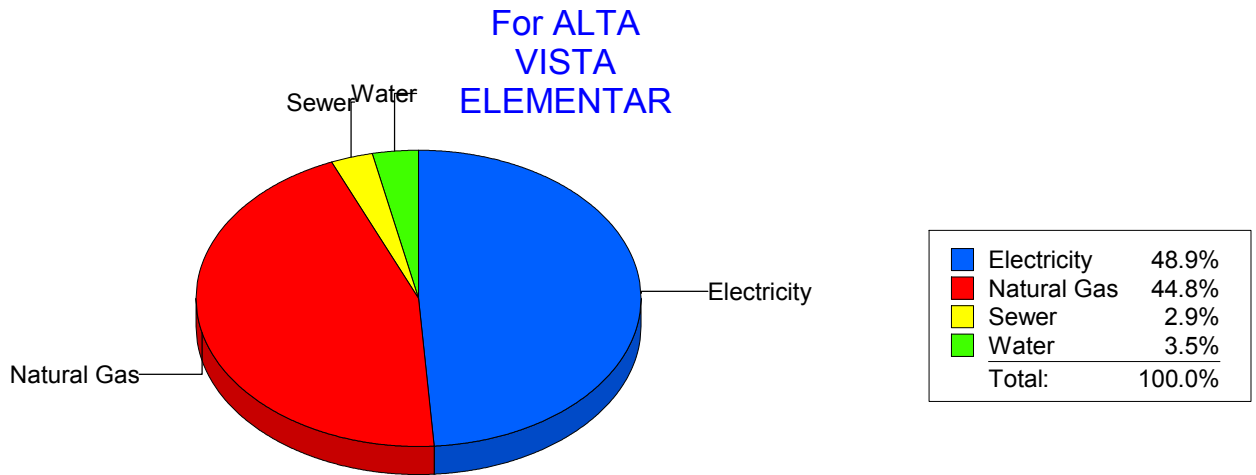
Energy CAP

Cost Avoidance Program

Cost Summary Graph

Grouped by Energy Type

Energy Type	Use	Units	Meter Cost	Special Charges	Total Cost	Avg Unit Cost	% of Total Cost
Site: ALTA VISTA ELEMENTAR - ALTA VISTA ELEMENTAR							
Electricity	19,950	KWH	\$3,032.62	\$0.00	\$3,032.62	0.1520	48.89%
Natural Gas	3,987	CCF	\$2,776.97	\$0.00	\$2,776.97	0.6965	44.76%
Water	105	CCF	\$214.88	\$0.00	\$214.88	2.0465	3.46%
Sewer	105	CCF	\$179.08	\$0.00	\$179.08	1.7055	2.89%
Total Cost:			\$6,203.55	\$0.00	\$6,203.55		



Filters: Cost Center Name Not One Of DoNotReport; Billing Period Equal To 201003

el paso

Energy CAP

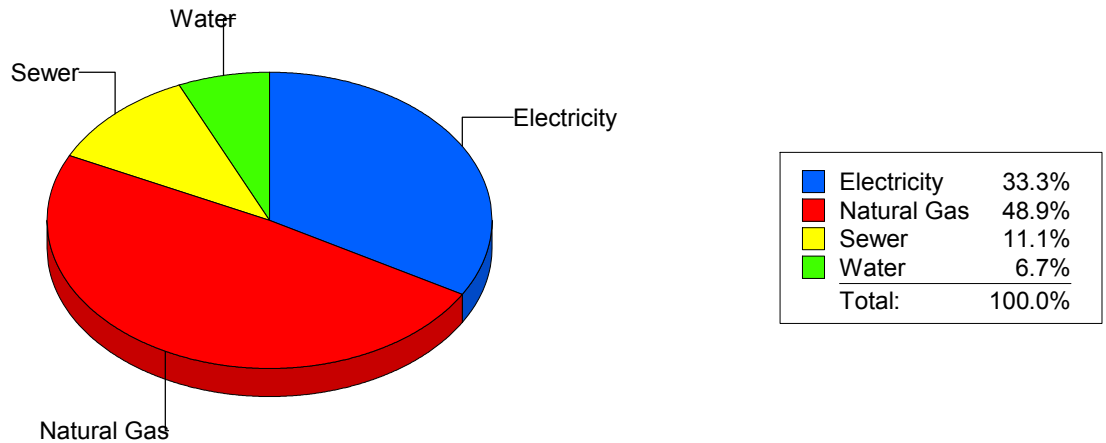
Cost Avoidance Program

Cost Summary Graph

Grouped by Energy Type

Energy Type	Use	Units	Meter Cost	Special Charges	Total Cost	Avg Unit Cost	% of Total Cost
Site: ANDRESS HIGH SCHOOL - ANDRESS HIGH SCHOOL							
Electricity	33,257	KWH	\$5,044.12	\$0.00	\$5,044.12	0.1517	33.30%
Natural Gas	10,815	CCF	\$7,412.57	\$0.00	\$7,412.57	0.6854	48.93%
Water	610	CCF	\$1,009.69	\$0.00	\$1,009.69	1.6552	6.66%
Sewer	1,217	CCF	\$1,683.20	\$0.00	\$1,683.20	1.3831	11.11%
Total Cost:			\$15,149.58	\$0.00	\$15,149.58		

For ANDRESS HIGH SCHOOL



Filters: Cost Center Name Not One Of DoNotReport; Billing Period Equal To 201003

elpaso

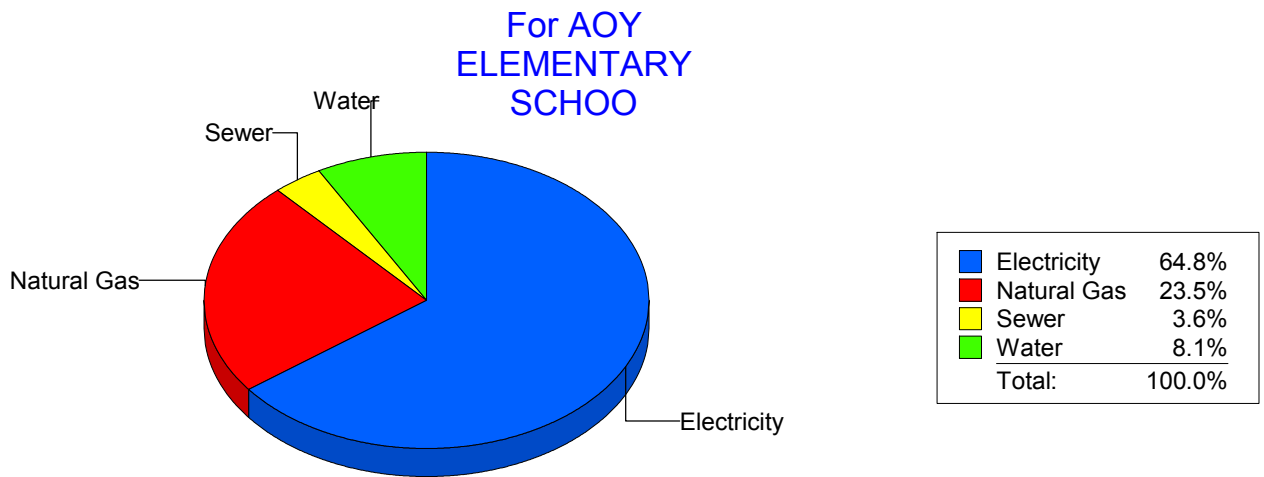
Energy CAP

Cost Avoidance Program

Cost Summary Graph

Grouped by Energy Type

Energy Type	Use	Units	Meter Cost	Special Charges	Total Cost	Avg Unit Cost	% of Total Cost
Site: AOY ELEMENTARY SCHOO - AOY ELEMENTARY SCHOO							
Electricity	46,619	KWH	\$6,429.61	\$0.00	\$6,429.61	0.1379	64.82%
Natural Gas	3,331	CCF	\$2,332.10	\$0.00	\$2,332.10	0.7001	23.51%
Water	176	CCF	\$800.20	\$0.00	\$800.20	4.5466	8.07%
Sewer	76	CCF	\$357.95	\$0.00	\$357.95	4.7099	3.61%
Total Cost:			\$9,919.86	\$0.00	\$9,919.86		



Filters: Cost Center Name Not One Of DoNotReport; Billing Period Equal To 201003

elpaso

Energy CAP

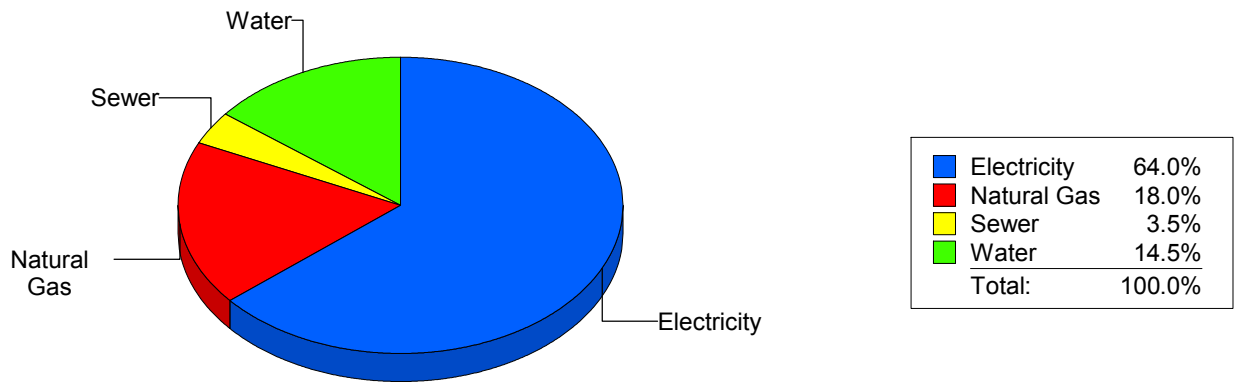
Cost Avoidance Program

Cost Summary Graph

Grouped by Energy Type

Energy Type	Use	Units	Meter Cost	Special Charges	Total Cost	Avg Unit Cost	% of Total Cost
Site: AUSTIN HIGH SCHOOL - AUSTIN HIGH SCHOOL							
Electricity	147,643	KWH	\$18,928.40	\$0.00	\$18,928.40	0.1282	63.99%
Natural Gas	7,688	CCF	\$5,321.58	\$0.00	\$5,321.58	0.6922	17.99%
Water	1,228	CCF	\$4,283.50	\$0.00	\$4,283.50	3.4882	14.48%
Sewer	391	CCF	\$1,044.95	\$0.00	\$1,044.95	2.6725	3.53%
Total Cost:			\$29,578.43	\$0.00	\$29,578.43		

For AUSTIN HIGH SCHOOL



Filters: Cost Center Name Not One Of DoNotReport; Billing Period Equal To 201003

elpaso

Energy CAP

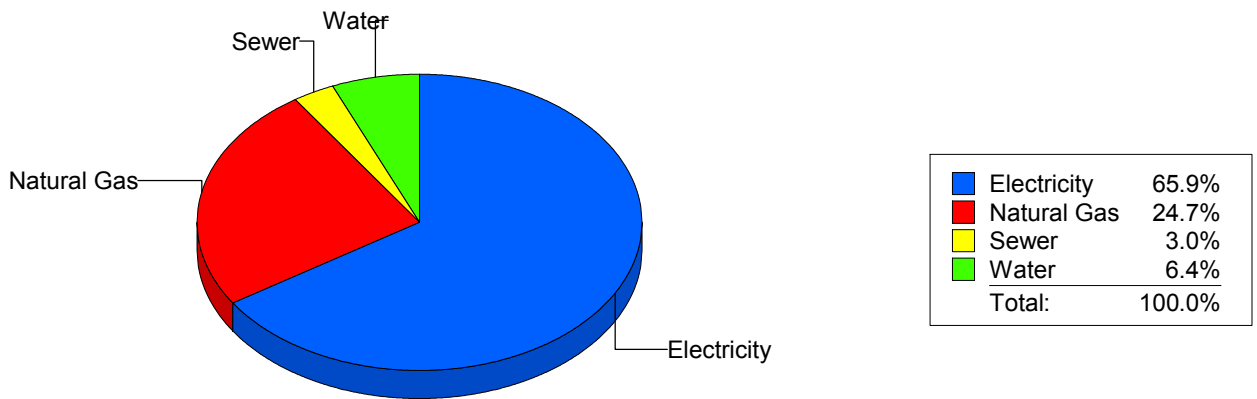
Cost Avoidance Program

Cost Summary Graph

Grouped by Energy Type

Energy Type	Use	Units	Meter Cost	Special Charges	Total Cost	Avg Unit Cost	% of Total Cost
Site: BARRON - BARRON							
Electricity	50,594	KWH	\$7,102.78	\$0.00	\$7,102.78	0.1404	65.93%
Natural Gas	3,808	CCF	\$2,657.50	\$0.00	\$2,657.50	0.6979	24.67%
Water	129	CCF	\$690.00	\$0.00	\$690.00	5.3488	6.40%
Sewer	69	CCF	\$322.82	\$0.00	\$322.82	4.6786	3.00%
Total Cost:			\$10,773.10	\$0.00	\$10,773.10		

For BARRON



Filters: Cost Center Name Not One Of DoNotReport; Billing Period Equal To 201003

elpaso

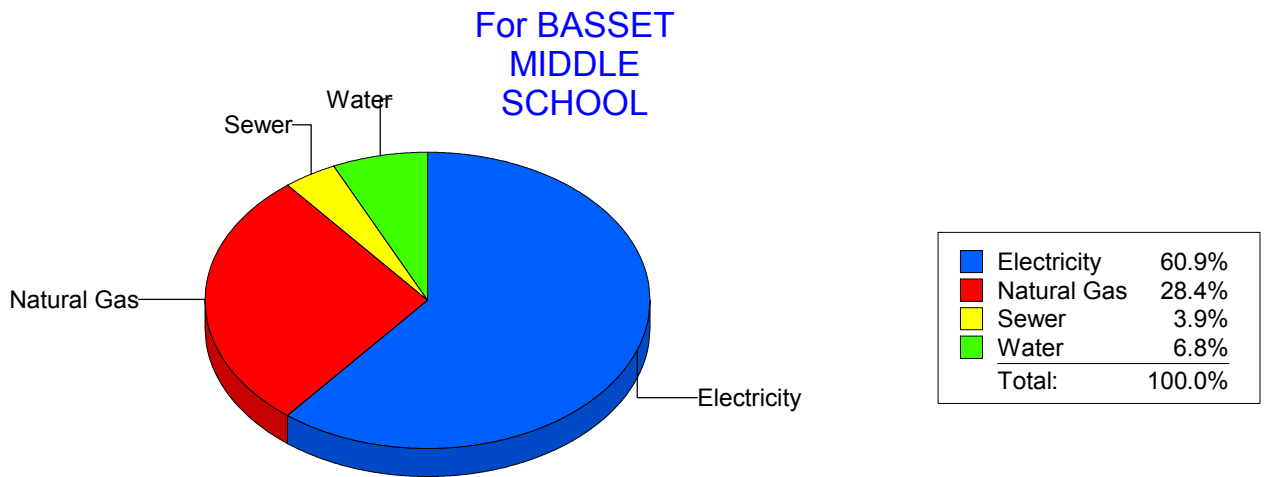
Energy CAP

Cost Avoidance Program

Cost Summary Graph

Grouped by Energy Type

Energy Type	Use	Units	Meter Cost	Special Charges	Total Cost	Avg Unit Cost	% of Total Cost
Site: BASSET MIDDLE SCHOOL - BASSET MIDDLE SCHOOL							
Electricity	51,019	KWH	\$7,922.21	\$0.00	\$7,922.21	0.1553	60.90%
Natural Gas	5,289	CCF	\$3,688.39	\$0.00	\$3,688.39	0.6974	28.36%
Water	433	CCF	\$888.63	\$0.00	\$888.63	2.0523	6.83%
Sewer	292	CCF	\$508.45	\$0.00	\$508.45	1.7413	3.91%
Total Cost:			\$13,007.68	\$0.00	\$13,007.68		



Filters: Cost Center Name Not One Of DoNotReport; Billing Period Equal To 201003

elpaso

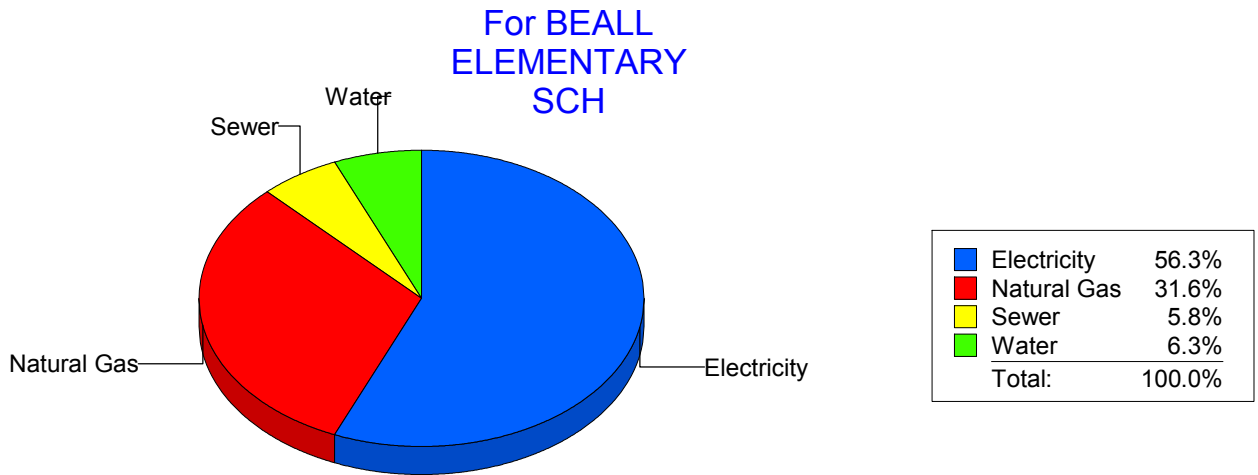
Energy CAP

Cost Avoidance Program

Cost Summary Graph

Grouped by Energy Type

Energy Type	Use	Units	Meter Cost	Special Charges	Total Cost	Avg Unit Cost	% of Total Cost
Site: BEALL ELEMENTARY SCH - BEALL ELEMENTARY SCH							
Electricity	16,960	KWH	\$2,391.80	\$0.00	\$2,391.80	0.1410	56.31%
Natural Gas	1,915	CCF	\$1,341.42	\$0.00	\$1,341.42	0.7005	31.58%
Water	99	CCF	\$268.74	\$0.00	\$268.74	2.7145	6.33%
Sewer	99	CCF	\$245.56	\$0.00	\$245.56	2.4804	5.78%
Total Cost:			\$4,247.52	\$0.00	\$4,247.52		



Filters: Cost Center Name Not One Of DoNotReport; Billing Period Equal To 201003

elpaso

Energy CAP

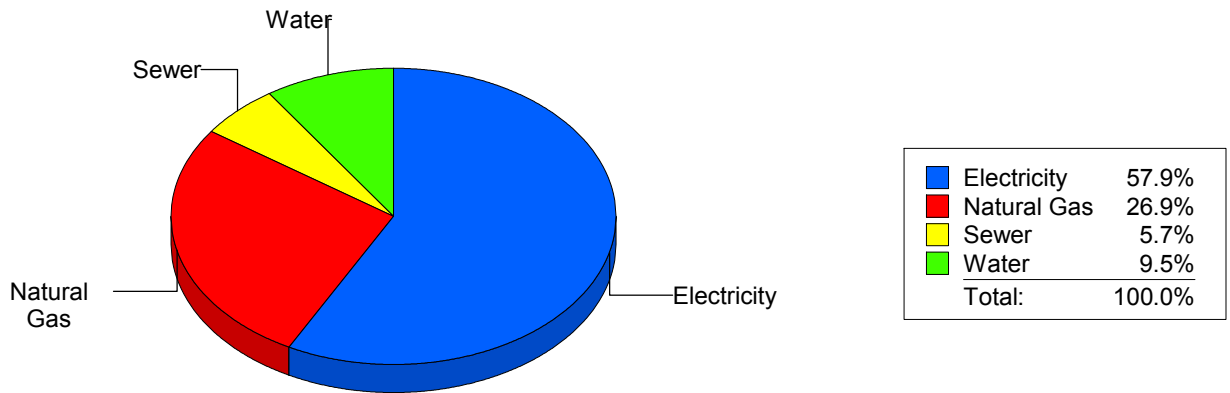
Cost Avoidance Program

Cost Summary Graph

Grouped by Energy Type

Energy Type	Use	Units	Meter Cost	Special Charges	Total Cost	Avg Unit Cost	% of Total Cost
Site: BLISS ELEMENTARY - BLISS ELEMENTARY							
Electricity	16,900	KWH	\$2,436.81	\$0.00	\$2,436.81	0.1442	57.90%
Natural Gas	113	CCF	\$1,132.49	\$0.00	\$1,132.49	10.0220	26.91%
Water	157	CCF	\$401.59	\$0.00	\$401.59	2.5579	9.54%
Sewer	79	CCF	\$237.94	\$0.00	\$237.94	3.0119	5.65%
Total Cost:			\$4,208.83	\$0.00	\$4,208.83		

For BLISS ELEMENTARY



Filters: Cost Center Name Not One Of DoNotReport; Billing Period Equal To 201003

elpaso

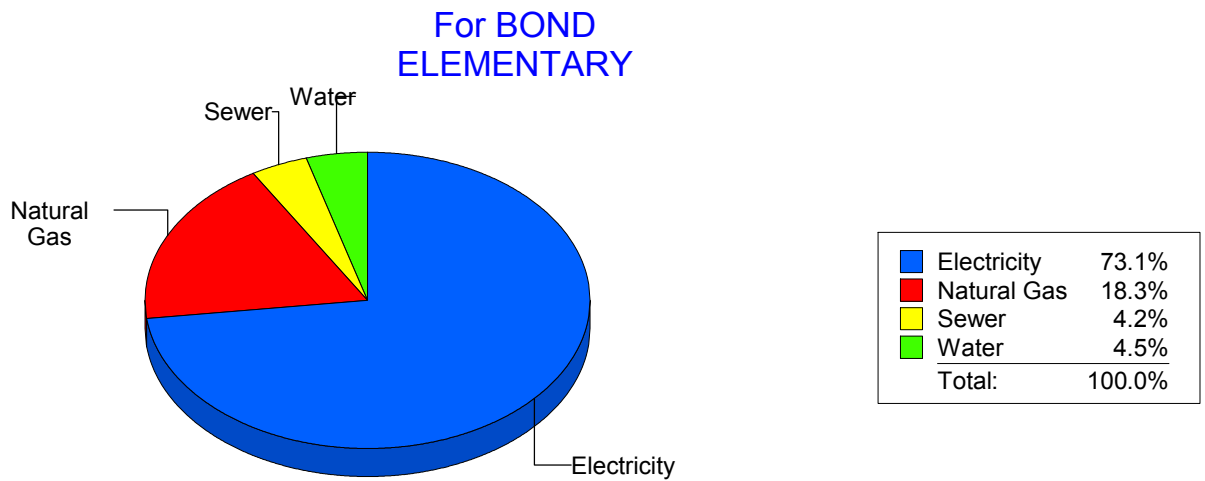
Energy CAP

Cost Avoidance Program

Cost Summary Graph

Grouped by Energy Type

Energy Type	Use	Units	Meter Cost	Special Charges	Total Cost	Avg Unit Cost	% of Total Cost
Site: BOND - BOND ELEMENTARY							
Electricity	35,129	KWH	\$5,900.84	\$0.00	\$5,900.84	0.1680	73.08%
Natural Gas	2,072	CCF	\$1,474.63	\$0.00	\$1,474.63	0.7117	18.26%
Water	163	CCF	\$361.54	\$0.00	\$361.54	2.2180	4.48%
Sewer	157	CCF	\$337.00	\$0.00	\$337.00	2.1465	4.17%
Total Cost:			\$8,074.01	\$0.00	\$8,074.01		



Filters: Cost Center Name Not One Of DoNotReport; Billing Period Equal To 201003

el paso

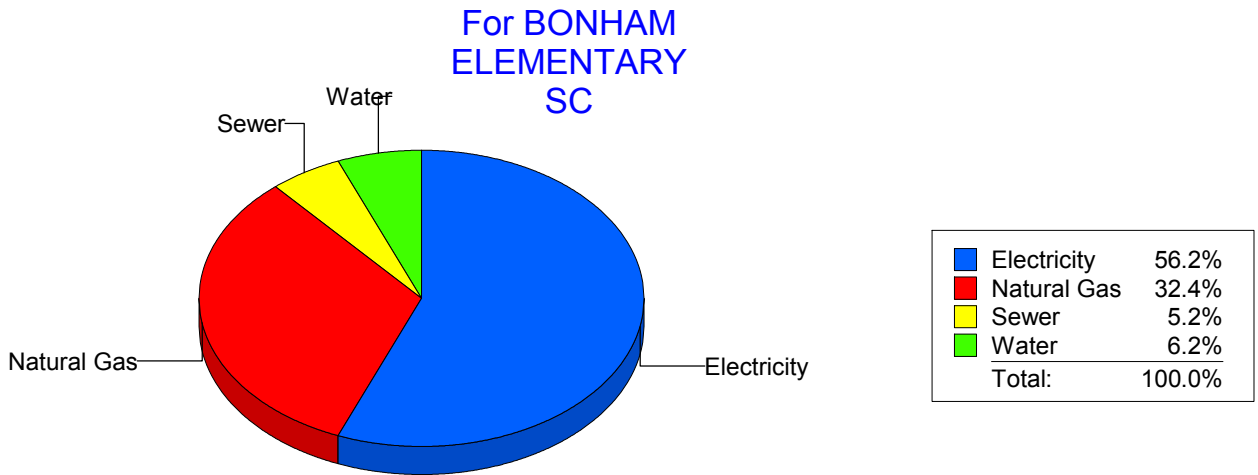
Energy CAP

Cost Avoidance Program

Cost Summary Graph

Grouped by Energy Type

Energy Type	Use	Units	Meter Cost	Special Charges	Total Cost	Avg Unit Cost	% of Total Cost
Site: BONHAM ELEMENTARY SC - BONHAM ELEMENTARY SC							
Electricity	16,409	KWH	\$2,989.86	\$0.00	\$2,989.86	0.1822	56.15%
Natural Gas	2,436	CCF	\$1,723.79	\$0.00	\$1,723.79	0.7076	32.37%
Water	149	CCF	\$331.69	\$0.00	\$331.69	2.2261	6.23%
Sewer	124	CCF	\$279.31	\$0.00	\$279.31	2.2525	5.25%
Total Cost:			\$5,324.65	\$0.00	\$5,324.65		



Filters: Cost Center Name Not One Of DoNotReport; Billing Period Equal To 201003

elpaso

Energy CAP

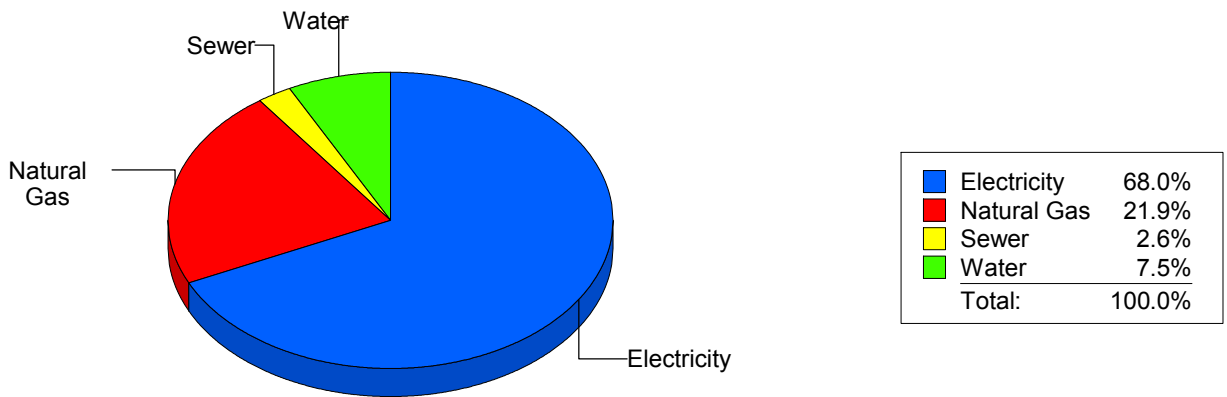
Cost Avoidance Program

Cost Summary Graph

Grouped by Energy Type

Energy Type	Use	Units	Meter Cost	Special Charges	Total Cost	Avg Unit Cost	% of Total Cost
Site: BOWIE HIGH SCHOOL - BOWIE HIGH SCHOOL							
Electricity	238,560	KWH	\$26,017.57	\$0.00	\$26,017.57	0.1091	68.00%
Natural Gas	12,281	CCF	\$8,376.46	\$0.00	\$8,376.46	0.6821	21.89%
Water	1,874	CCF	\$2,866.71	\$0.00	\$2,866.71	1.5297	7.49%
Sewer	464	CCF	\$1,001.08	\$0.00	\$1,001.08	2.1575	2.62%
Total Cost:			\$38,261.82	\$0.00	\$38,261.82		

For BOWIE HIGH SCHOOL



Filters: Cost Center Name Not One Of DoNotReport; Billing Period Equal To 201003

elpaso

Energy CAP

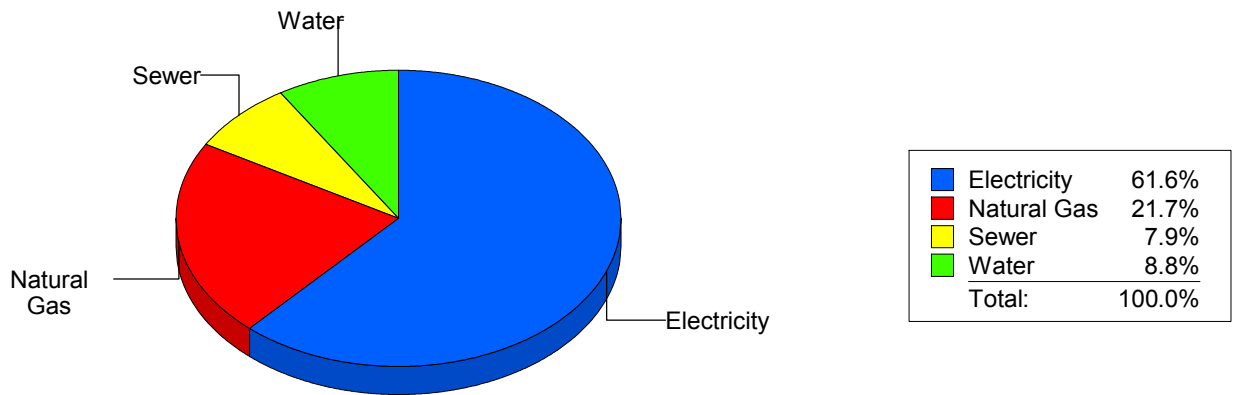
Cost Avoidance Program

Cost Summary Graph

Grouped by Energy Type

Energy Type	Use	Units	Meter Cost	Special Charges	Total Cost	Avg Unit Cost	% of Total Cost
Site: BRADLEY ELEMENTARY - BRADLEY ELEMENTARY							
Electricity	20,800	KWH	\$3,039.08	\$0.00	\$3,039.08	0.1461	61.63%
Natural Gas	1,517	CCF	\$1,069.31	\$0.00	\$1,069.31	0.7049	21.69%
Water	166	CCF	\$434.18	\$0.00	\$434.18	2.6155	8.81%
Sewer	139	CCF	\$388.48	\$0.00	\$388.48	2.7948	7.88%
Total Cost:			\$4,931.05	\$0.00	\$4,931.05		

For BRADLEY ELEMENTARY



Filters: Cost Center Name Not One Of DoNotReport; Billing Period Equal To 201003

el paso

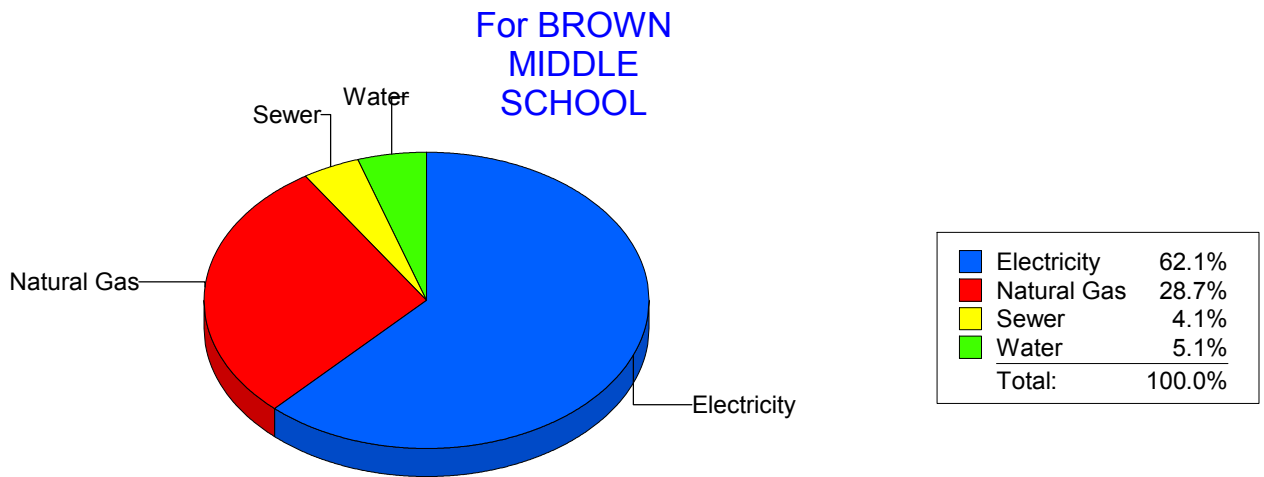
Energy CAP

Cost Avoidance Program

Cost Summary Graph

Grouped by Energy Type

Energy Type	Use	Units	Meter Cost	Special Charges	Total Cost	Avg Unit Cost	% of Total Cost
Site: BROWN MIDDLE SCHOOL - BROWN MIDDLE SCHOOL							
Electricity	6,321	KWH	\$9,860.66	\$0.00	\$9,860.66	1.5600	62.08%
Natural Gas	6,683	CCF	\$4,563.62	\$0.00	\$4,563.62	0.6829	28.73%
Water	395	CCF	\$802.59	\$0.00	\$802.59	2.0319	5.05%
Sewer	350	CCF	\$656.45	\$0.00	\$656.45	1.8756	4.13%
Total Cost:			\$15,883.32	\$0.00	\$15,883.32		



Filters: Cost Center Name Not One Of DoNotReport; Billing Period Equal To 201003

el Paso

Energy CAP

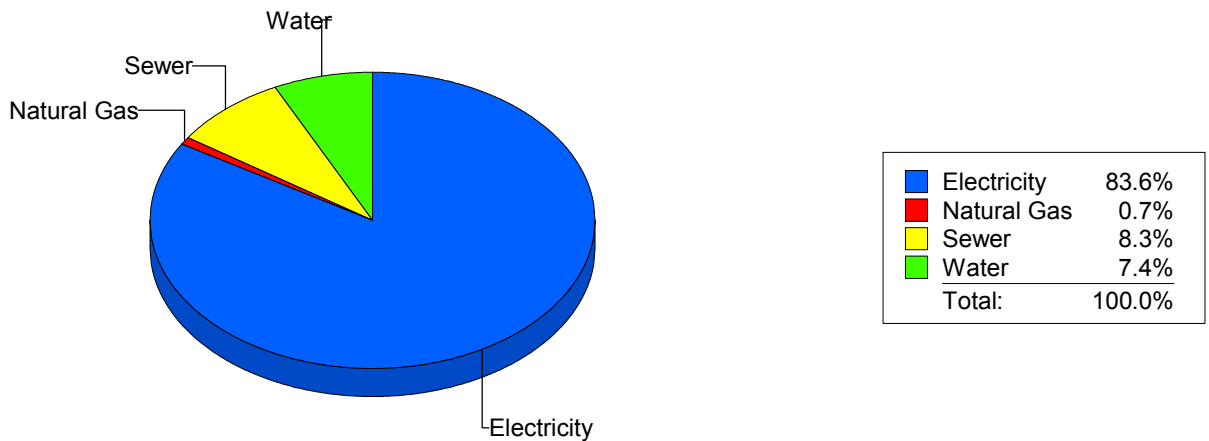
Cost Avoidance Program

Cost Summary Graph

Grouped by Energy Type

Energy Type	Use	Units	Meter Cost	Special Charges	Total Cost	Avg Unit Cost	% of Total Cost
Site: BURGESS HIGH SCHOOL - BURGESS HIGH SCHOOL							
Electricity	83,196	KWH	\$11,182.51	\$0.00	\$11,182.51	0.1344	83.62%
Natural Gas	44	CCF	\$92.72	\$0.00	\$92.72	2.1073	0.69%
Water	534	CCF	\$983.51	\$0.00	\$983.51	1.8418	7.35%
Sewer	711	CCF	\$1,114.92	\$0.00	\$1,114.92	1.5681	8.34%
Total Cost:			\$13,373.66	\$0.00	\$13,373.66		

For BURGESS HIGH SCHOOL



Filters: Cost Center Name Not One Of DoNotReport; Billing Period Equal To 201003

elpaso

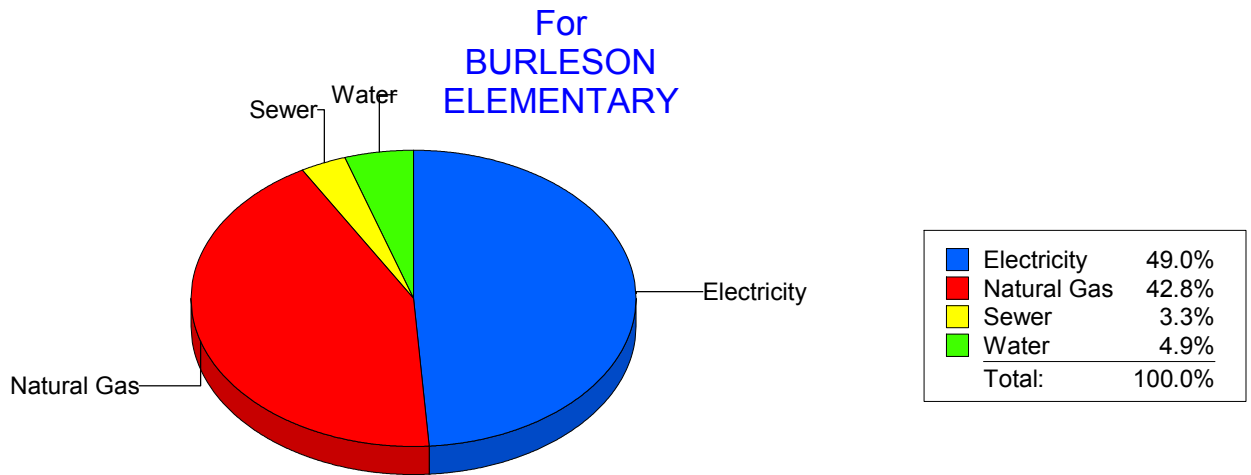
Energy CAP

Cost Avoidance Program

Cost Summary Graph

Grouped by Energy Type

Energy Type	Use	Units	Meter Cost	Special Charges	Total Cost	Avg Unit Cost	% of Total Cost
Site: BURLESON ELEMENTARY - BURLESON ELEMENTARY							
Electricity	22,591	KWH	\$3,016.34	\$0.00	\$3,016.34	0.1335	48.97%
Natural Gas	4,668	CCF	\$2,635.31	\$0.00	\$2,635.31	0.5645	42.78%
Water	136	CCF	\$303.74	\$0.00	\$303.74	2.2334	4.93%
Sewer	63	CCF	\$204.49	\$0.00	\$204.49	3.2459	3.32%
Total Cost:			\$6,159.88	\$0.00	\$6,159.88		



Filters: Cost Center Name Not One Of DoNotReport; Billing Period Equal To 201003

el paso

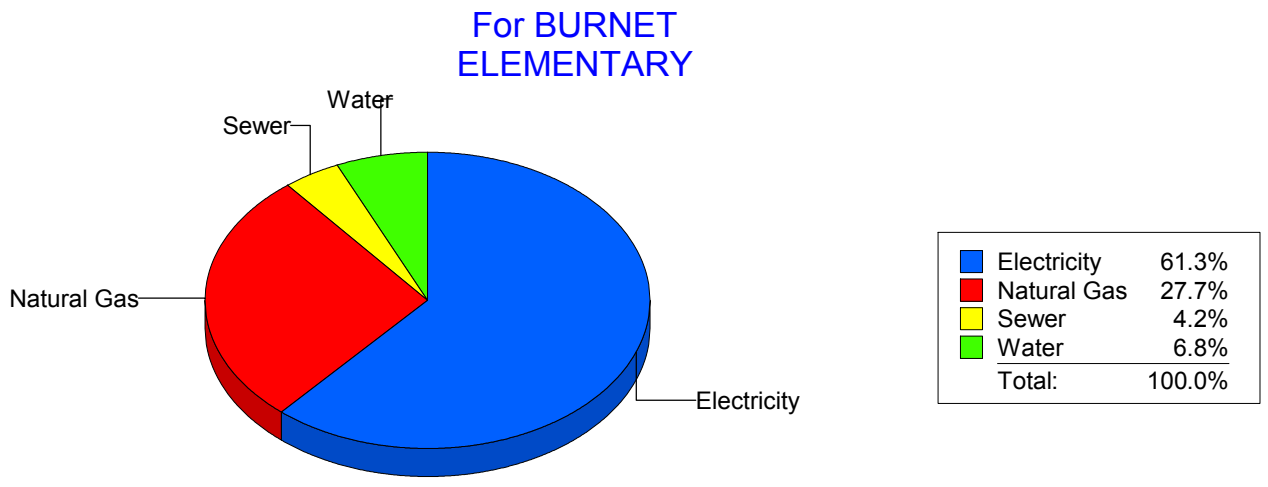
Energy CAP

Cost Avoidance Program

Cost Summary Graph

Grouped by Energy Type

Energy Type	Use	Units	Meter Cost	Special Charges	Total Cost	Avg Unit Cost	% of Total Cost
Site: BURNET ELEMENTARY - BURNET ELEMENTARY							
Electricity	16,164	KWH	\$2,865.91	\$0.00	\$2,865.91	0.1773	61.33%
Natural Gas	1,806	CCF	\$1,294.96	\$0.00	\$1,294.96	0.7170	27.71%
Water	175	CCF	\$316.38	\$0.00	\$316.38	1.8079	6.77%
Sewer	105	CCF	\$195.59	\$0.00	\$195.59	1.8628	4.19%
Total Cost:			\$4,672.84	\$0.00	\$4,672.84		



Filters: Cost Center Name Not One Of DoNotReport; Billing Period Equal To 201003

elpaso

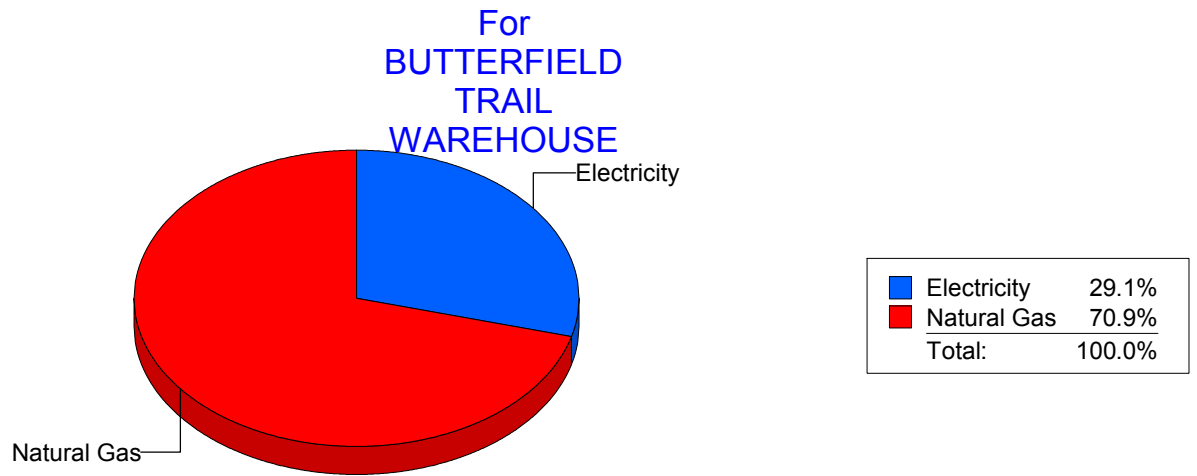
Energy CAP

Cost Avoidance Program

Cost Summary Graph

Grouped by Energy Type

Energy Type	Use	Units	Meter Cost	Special Charges	Total Cost	Avg Unit Cost	% of Total Cost
Site: BUTTERFIELDTRAILWAREHOUSE - BUTTERFIELD TRAIL WAREHOUSE							
Electricity	2,400	KWH	\$351.83	\$0.00	\$351.83	0.1466	29.15%
Natural Gas	1,204	CCF	\$855.33	\$0.00	\$855.33	0.7104	70.85%
Total Cost:			\$1,207.16	\$0.00	\$1,207.16		



Filters: Cost Center Name Not One Of DoNotReport; Billing Period Equal To 201003

elpaso

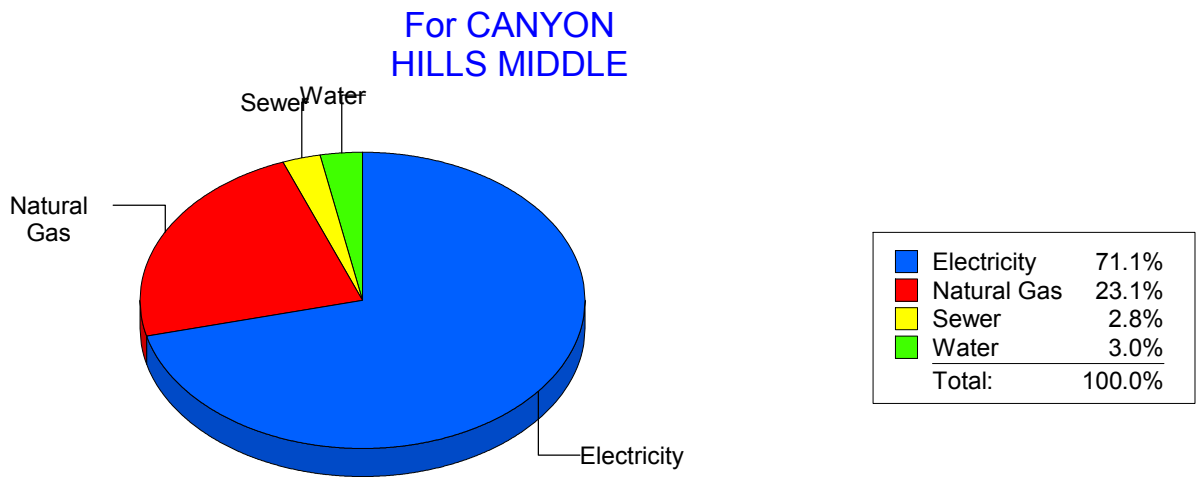
Energy CAP

Cost Avoidance Program

Cost Summary Graph

Grouped by Energy Type

Energy Type	Use	Units	Meter Cost	Special Charges	Total Cost	Avg Unit Cost	% of Total Cost
Site: CANYON HILLS MIDDLE - CANYON HILLS MIDDLE							
Electricity	39,680	KWH	\$7,719.63	\$0.00	\$7,719.63	0.1945	71.08%
Natural Gas	3,593	CCF	\$2,509.70	\$0.00	\$2,509.70	0.6985	23.11%
Water	91	CCF	\$325.43	\$0.00	\$325.43	3.5762	3.00%
Sewer	74	CCF	\$305.93	\$0.00	\$305.93	4.1342	2.82%
Total Cost:			\$10,860.69	\$0.00	\$10,860.69		



Filters: Cost Center Name Not One Of DoNotReport; Billing Period Equal To 201003

elpaso

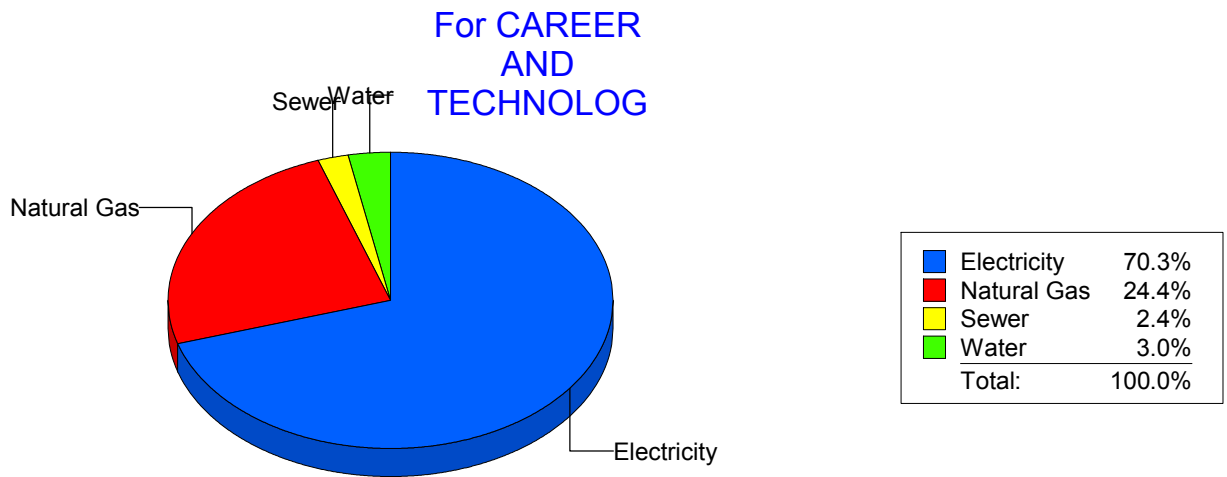
Energy CAP

Cost Avoidance Program

Cost Summary Graph

Grouped by Energy Type

Energy Type	Use	Units	Meter Cost	Special Charges	Total Cost	Avg Unit Cost	% of Total Cost
Site: CAREER AND TECHNOLOG - CAREER AND TECHNOLOG							
Electricity	91,402	KWH	\$11,117.23	\$0.00	\$11,117.23	0.1216	70.26%
Natural Gas	5,628	CCF	\$3,853.11	\$0.00	\$3,853.11	0.6846	24.35%
Water	199	CCF	\$477.88	\$0.00	\$477.88	2.4014	3.02%
Sewer	148	CCF	\$375.05	\$0.00	\$375.05	2.5341	2.37%
Total Cost:			\$15,823.27	\$0.00	\$15,823.27		



Filters: Cost Center Name Not One Of DoNotReport; Billing Period Equal To 201003

elpaso

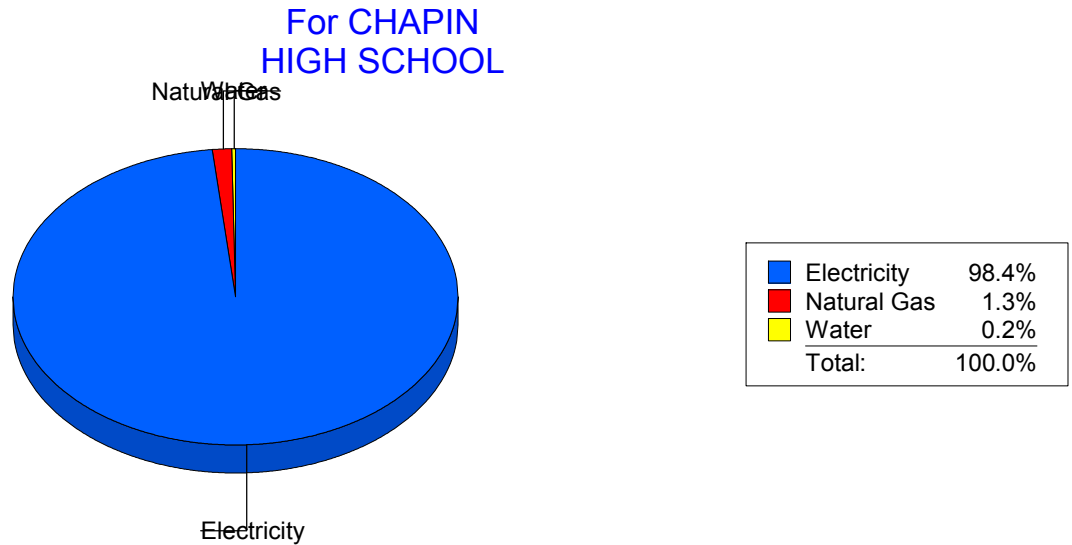
Energy CAP

Cost Avoidance Program

Cost Summary Graph

Grouped by Energy Type

Energy Type	Use	Units	Meter Cost	Special Charges	Total Cost	Avg Unit Cost	% of Total Cost
Site: CHAPIN HIGH SCHOOL - CHAPIN HIGH SCHOOL							
Electricity	160,677	KWH	\$19,415.51	\$0.00	\$19,415.51	0.1208	98.43%
Natural Gas	2,640	CCF	\$265.58	\$0.00	\$265.58	0.1006	1.35%
Water	0	CCF	\$43.66	\$0.00	\$43.66	0.0000	0.22%
Total Cost:			\$19,724.75	\$0.00	\$19,724.75		



Filters: Cost Center Name Not One Of DoNotReport; Billing Period Equal To 201003

elpaso

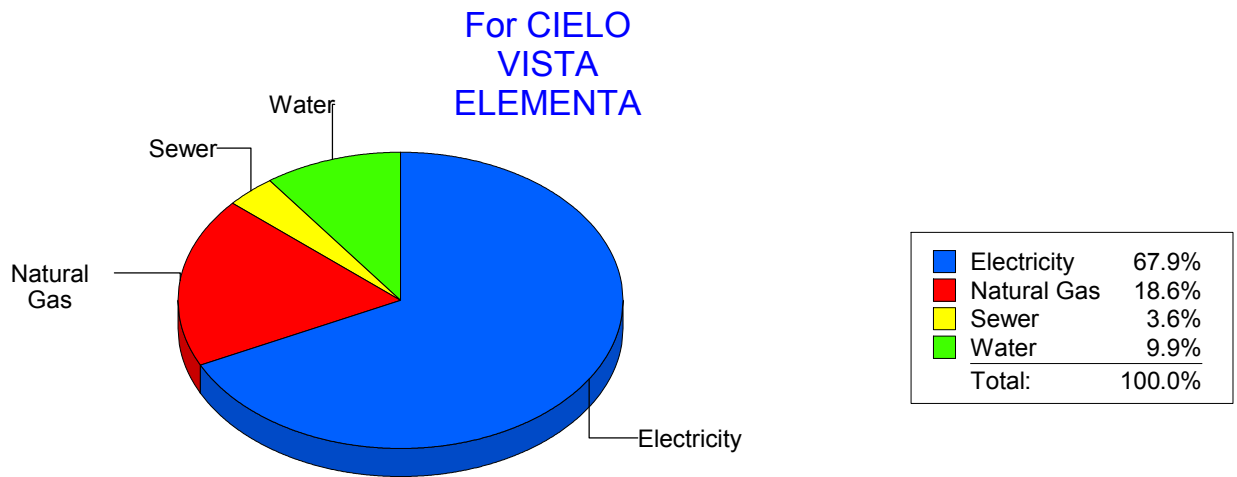
Energy CAP

Cost Avoidance Program

Cost Summary Graph

Grouped by Energy Type

Energy Type	Use	Units	Meter Cost	Special Charges	Total Cost	Avg Unit Cost	% of Total Cost
Site: CIELO VISTA ELEMENTA - CIELO VISTA ELEMENTA							
Electricity	30,800	KWH	\$4,624.34	\$0.00	\$4,624.34	0.1501	67.85%
Natural Gas	1,757	CCF	\$1,265.56	\$0.00	\$1,265.56	0.7203	18.57%
Water	237	CCF	\$677.49	\$0.00	\$677.49	2.8586	9.94%
Sewer	87	CCF	\$248.10	\$0.00	\$248.10	2.8517	3.64%
Total Cost:			\$6,815.49	\$0.00	\$6,815.49		



Filters: Cost Center Name Not One Of DoNotReport; Billing Period Equal To 201003

elpaso

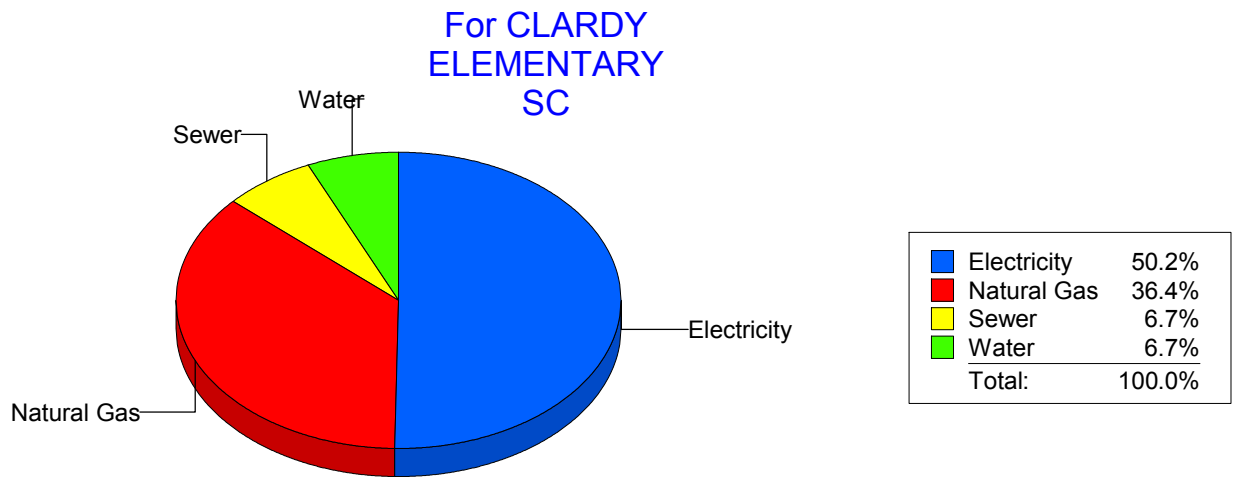
Energy CAP

Cost Avoidance Program

Cost Summary Graph

Grouped by Energy Type

Energy Type	Use	Units	Meter Cost	Special Charges	Total Cost	Avg Unit Cost	% of Total Cost
Site: CLARDY ELEMENTARY SC - CLARDY ELEMENTARY SC							
Electricity	23,455	KWH	\$3,363.18	\$0.00	\$3,363.18	0.1434	50.15%
Natural Gas	3,481	CCF	\$2,440.07	\$0.00	\$2,440.07	0.7010	36.39%
Water	181	CCF	\$450.27	\$0.00	\$450.27	2.4877	6.71%
Sewer	199	CCF	\$452.58	\$0.00	\$452.58	2.2743	6.75%
Total Cost:			\$6,706.10	\$0.00	\$6,706.10		



Filters: Cost Center Name Not One Of DoNotReport; Billing Period Equal To 201003

elpaso

Energy CAP

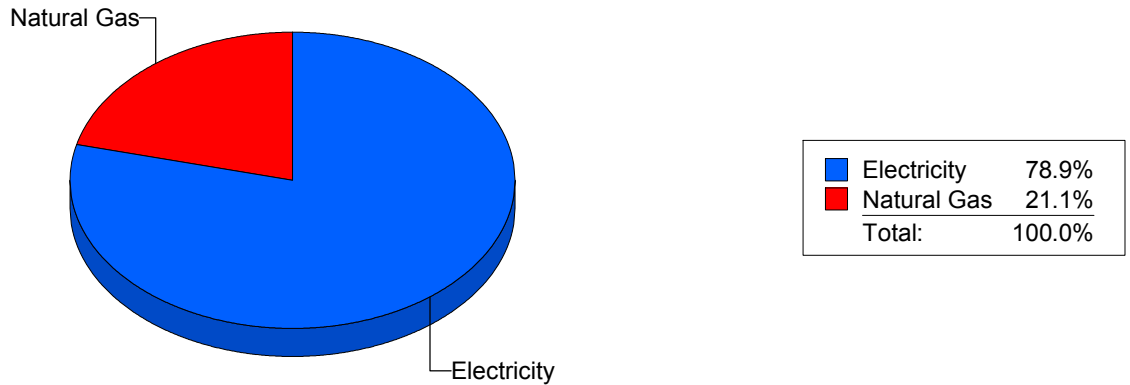
Cost Avoidance Program

Cost Summary Graph

Grouped by Energy Type

Energy Type	Use	Units	Meter Cost	Special Charges	Total Cost	Avg Unit Cost	% of Total Cost
Site: CLENDININ - CLENDININ							
Electricity	30,500	KWH	\$4,946.24	\$0.00	\$4,946.24	0.1622	78.87%
Natural Gas	1,891	CCF	\$1,325.02	\$0.00	\$1,325.02	0.7007	21.13%
Total Cost:			\$6,271.26	\$0.00	\$6,271.26		

For CLENDININ



Filters: Cost Center Name Not One Of DoNotReport; Billing Period Equal To 201003

el paso

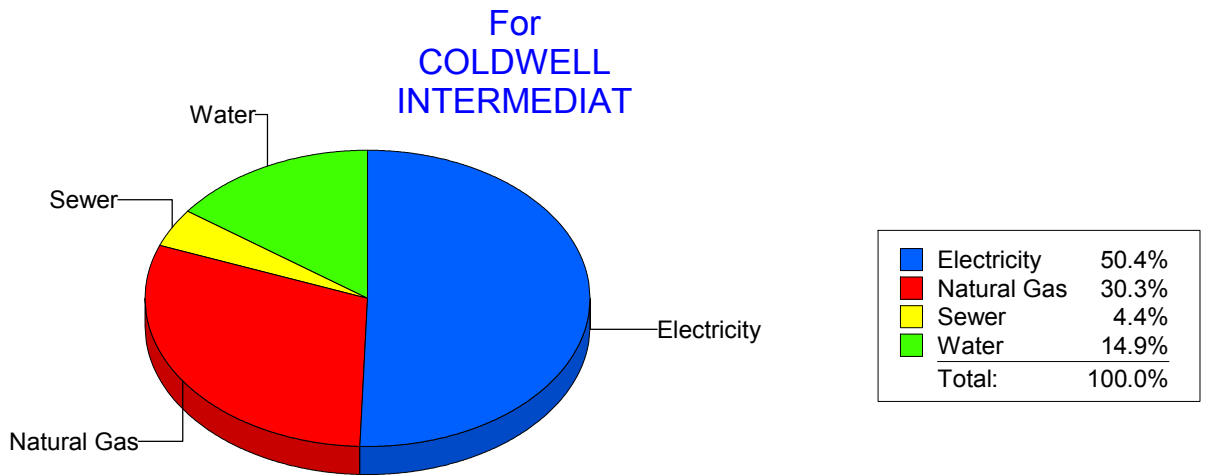
Energy CAP

Cost Avoidance Program

Cost Summary Graph

Grouped by Energy Type

Energy Type	Use	Units	Meter Cost	Special Charges	Total Cost	Avg Unit Cost	% of Total Cost
Site: COLDWELL INTERMEDIAT - COLDWELL INTERMEDIAT							
Electricity	19,328	KWH	\$2,577.81	\$0.00	\$2,577.81	0.1334	50.43%
Natural Gas	2,180	CCF	\$1,550.35	\$0.00	\$1,550.35	0.7112	30.33%
Water	194	CCF	\$760.09	\$0.00	\$760.09	3.9180	14.87%
Sewer	88	CCF	\$223.48	\$0.00	\$223.48	2.5395	4.37%
Total Cost:			\$5,111.73	\$0.00	\$5,111.73		



Filters: Cost Center Name Not One Of DoNotReport; Billing Period Equal To 201003

elpaso

Energy CAP

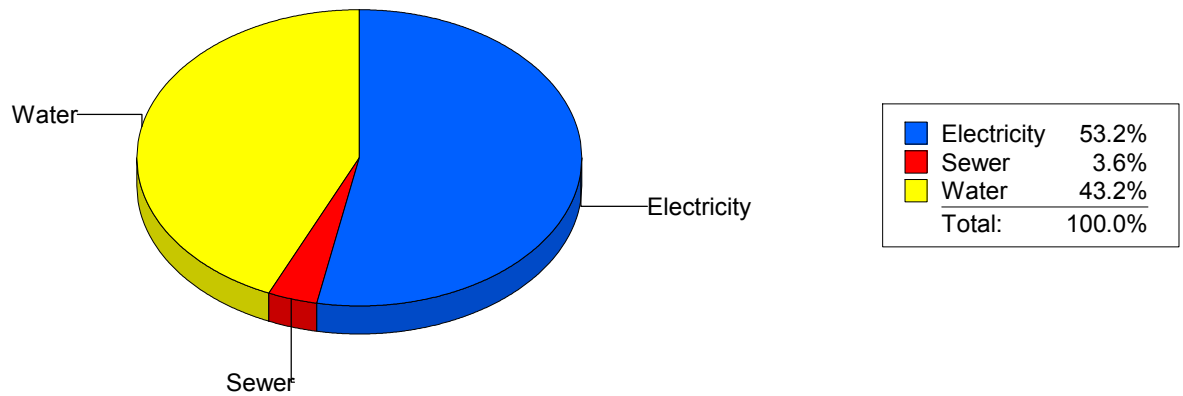
Cost Avoidance Program

Cost Summary Graph

Grouped by Energy Type

Energy Type	Use	Units	Meter Cost	Special Charges	Total Cost	Avg Unit Cost	% of Total Cost
Site: COLLINS ELEMENTARY - COLLINS ELEMENTARY							
Electricity	40,210	KWH	\$5,478.19	\$0.00	\$5,478.19	0.1362	53.16%
Water	1,045	CCF	\$4,454.95	\$0.00	\$4,454.95	4.2631	43.23%
Sewer	184	CCF	\$371.29	\$0.00	\$371.29	2.0179	3.60%
Total Cost:			\$10,304.43	\$0.00	\$10,304.43		

For COLLINS ELEMENTARY



Filters: Cost Center Name Not One Of DoNotReport; Billing Period Equal To 201003

elpaso

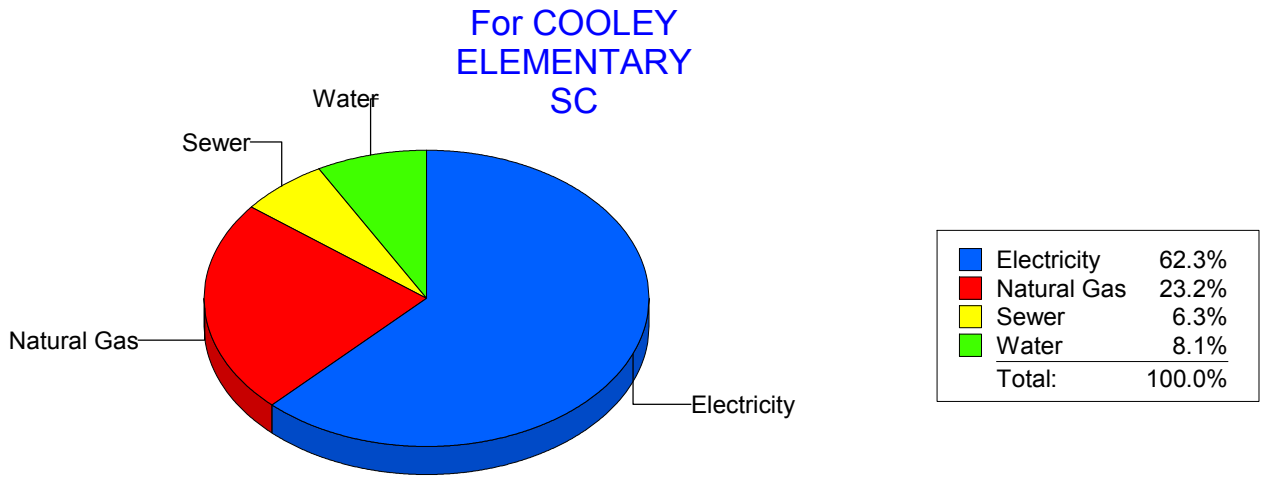
Energy CAP

Cost Avoidance Program

Cost Summary Graph

Grouped by Energy Type

Energy Type	Use	Units	Meter Cost	Special Charges	Total Cost	Avg Unit Cost	% of Total Cost
Site: COOLEY ELEMENTARY SC - COOLEY ELEMENTARY SC							
Electricity	43,400	KWH	\$6,186.57	\$0.00	\$6,186.57	0.1425	62.31%
Natural Gas	3,334	CCF	\$2,308.16	\$0.00	\$2,308.16	0.6923	23.25%
Water	350	CCF	\$806.11	\$0.00	\$806.11	2.3032	8.12%
Sewer	270	CCF	\$627.80	\$0.00	\$627.80	2.3252	6.32%
Total Cost:			\$9,928.64	\$0.00	\$9,928.64		



Filters: Cost Center Name Not One Of DoNotReport; Billing Period Equal To 201003

el paso

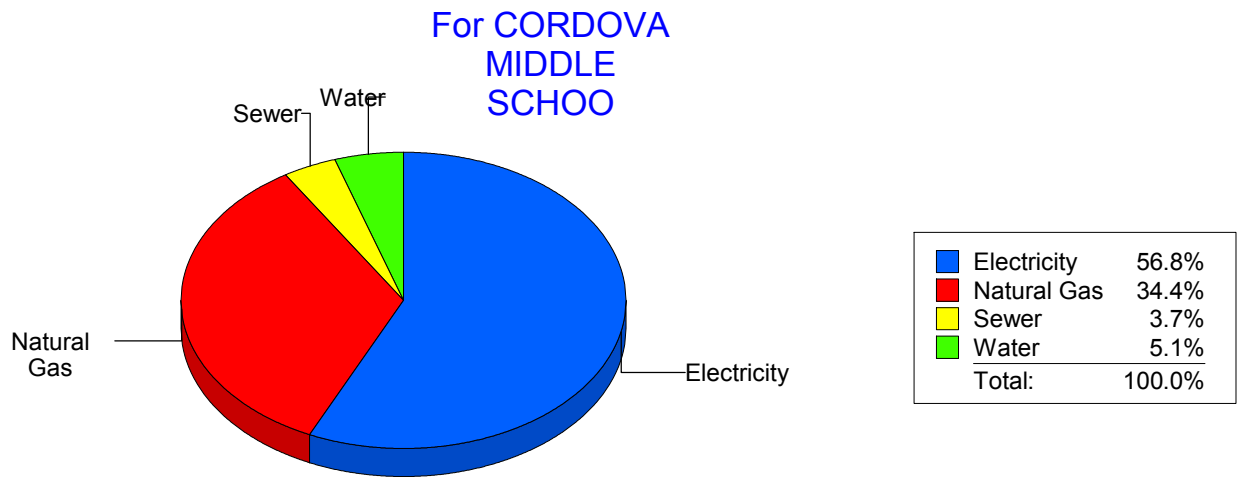
Energy CAP

Cost Avoidance Program

Cost Summary Graph

Grouped by Energy Type

Energy Type	Use	Units	Meter Cost	Special Charges	Total Cost	Avg Unit Cost	% of Total Cost
Site: CORDOVA MIDDLE SCHOO - CORDOVA MIDDLE SCHOO							
Electricity	58,000	KWH	\$7,458.08	\$0.00	\$7,458.08	0.1286	56.84%
Natural Gas	6,611	CCF	\$4,515.13	\$0.00	\$4,515.13	0.6830	34.41%
Water	274	CCF	\$665.81	\$0.00	\$665.81	2.4300	5.07%
Sewer	190	CCF	\$483.25	\$0.00	\$483.25	2.5434	3.68%
Total Cost:			\$13,122.27	\$0.00	\$13,122.27		



Filters: Cost Center Name Not One Of DoNotReport; Billing Period Equal To 201003

elpaso

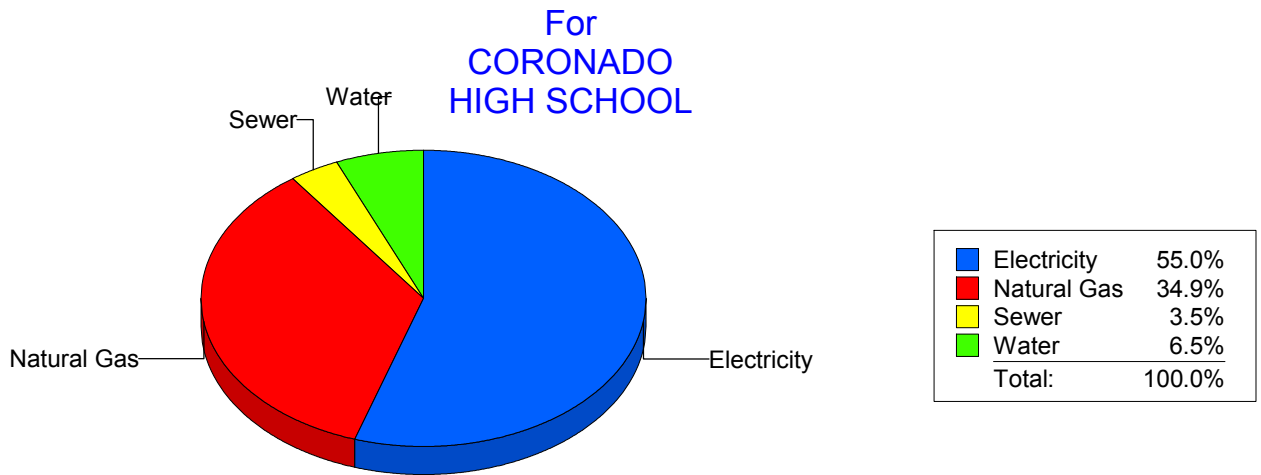
Energy CAP

Cost Avoidance Program

Cost Summary Graph

Grouped by Energy Type

Energy Type	Use	Units	Meter Cost	Special Charges	Total Cost	Avg Unit Cost	% of Total Cost
Site: CORONADO HIGH SCHOOL - CORONADO HIGH SCHOOL							
Electricity	139,502	KWH	\$19,465.76	\$0.00	\$19,465.76	0.1395	55.03%
Natural Gas	18,168	CCF	\$12,357.04	\$0.00	\$12,357.04	0.6802	34.93%
Water	1,648	CCF	\$2,303.88	\$0.00	\$2,303.88	1.3980	6.51%
Sewer	752	CCF	\$1,249.45	\$0.00	\$1,249.45	1.6615	3.53%
Total Cost:			\$35,376.13	\$0.00	\$35,376.13		



Filters: Cost Center Name Not One Of DoNotReport; Billing Period Equal To 201003

elpaso

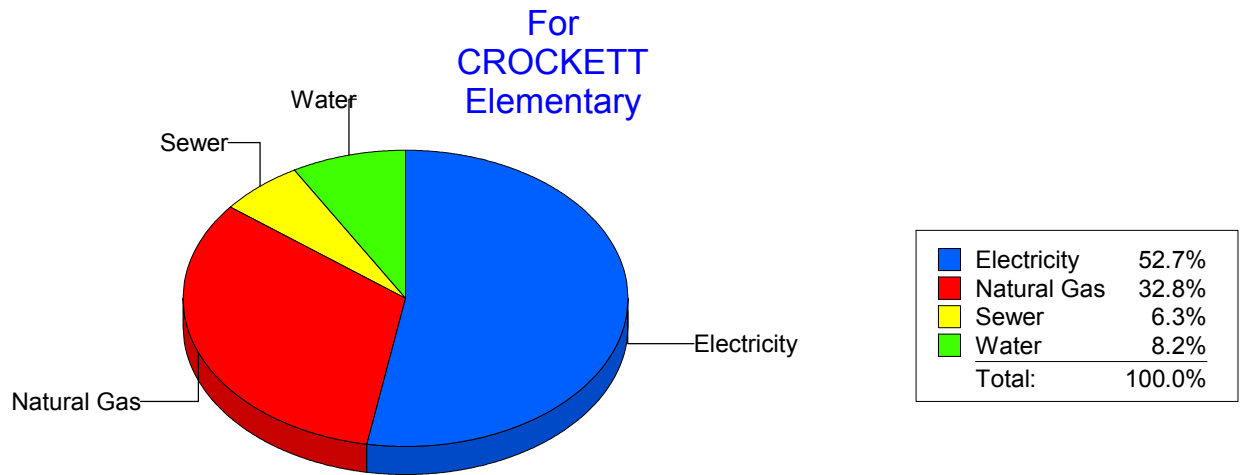
Energy CAP

Cost Avoidance Program

Cost Summary Graph

Grouped by Energy Type

Energy Type	Use	Units	Meter Cost	Special Charges	Total Cost	Avg Unit Cost	% of Total Cost
Site: CROCKETT - CROCKETT Elementary							
Electricity	25,400	KWH	\$3,461.20	\$0.00	\$3,461.20	0.1363	52.68%
Natural Gas	3,108	CCF	\$2,155.95	\$0.00	\$2,155.95	0.6937	32.81%
Water	214	CCF	\$540.50	\$0.00	\$540.50	2.5257	8.23%
Sewer	227	CCF	\$412.77	\$0.00	\$412.77	1.8184	6.28%
Total Cost:			\$6,570.42	\$0.00	\$6,570.42		



Filters: Cost Center Name Not One Of DoNotReport; Billing Period Equal To 201003

elpaso

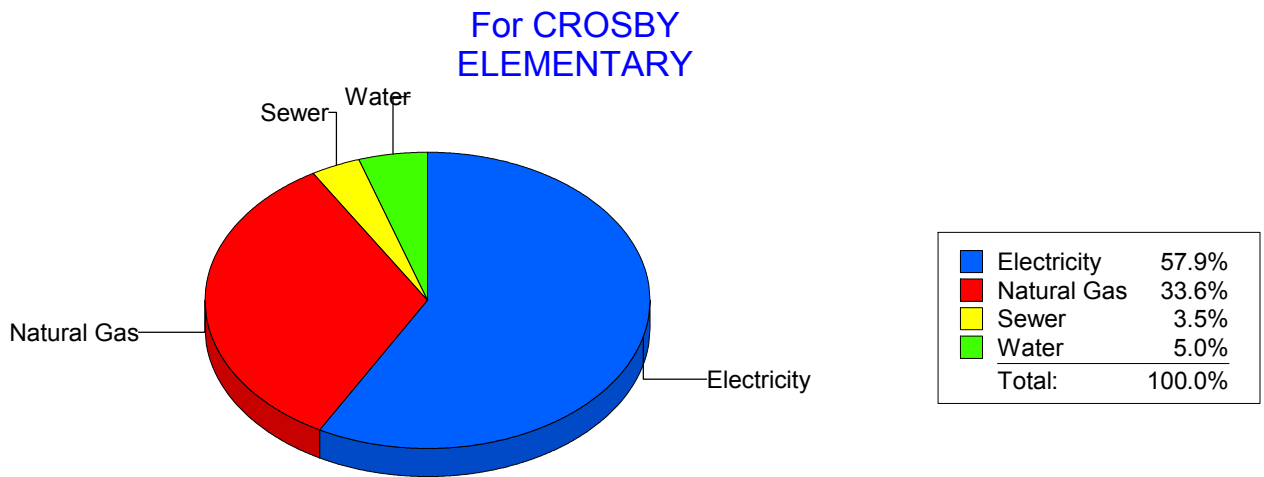
Energy CAP

Cost Avoidance Program

Cost Summary Graph

Grouped by Energy Type

Energy Type	Use	Units	Meter Cost	Special Charges	Total Cost	Avg Unit Cost	% of Total Cost
Site: CROSBY ELEMENTARY - CROSBY ELEMENTARY							
Electricity	25,353	KWH	\$3,686.29	\$0.00	\$3,686.29	0.1454	57.92%
Natural Gas	3,031	CCF	\$2,136.58	\$0.00	\$2,136.58	0.7049	33.57%
Water	132	CCF	\$316.66	\$0.00	\$316.66	2.3989	4.98%
Sewer	79	CCF	\$224.81	\$0.00	\$224.81	2.8457	3.53%
Total Cost:			\$6,364.34	\$0.00	\$6,364.34		



Filters: Cost Center Name Not One Of DoNotReport; Billing Period Equal To 201003

elpaso

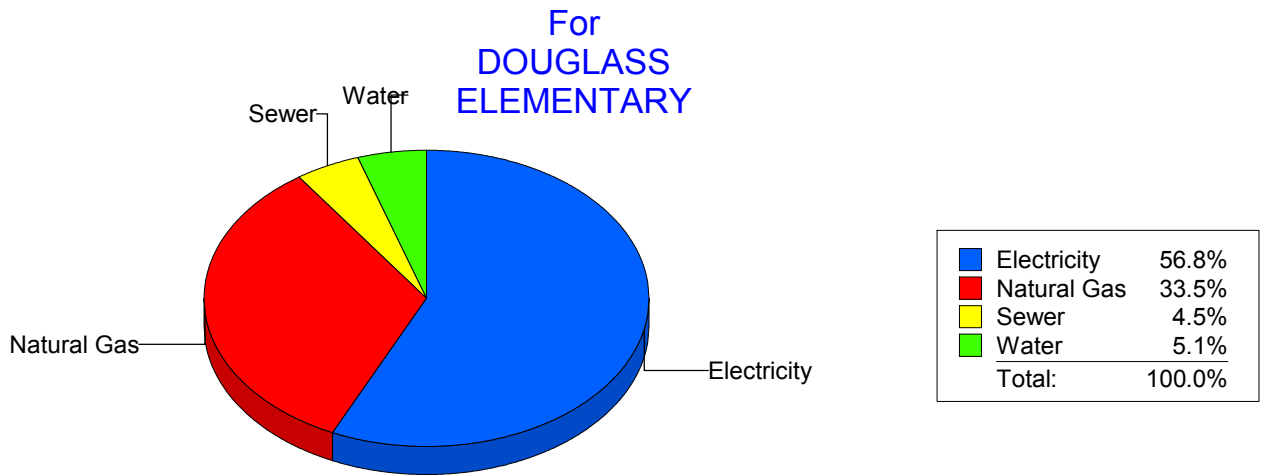
Energy CAP

Cost Avoidance Program

Cost Summary Graph

Grouped by Energy Type

Energy Type	Use	Units	Meter Cost	Special Charges	Total Cost	Avg Unit Cost	% of Total Cost
Site: DOUGLASS ELEMENTARY - DOUGLASS ELEMENTARY							
Electricity	29,234	KWH	\$3,888.45	\$0.00	\$3,888.45	0.1330	56.84%
Natural Gas	3,275	CCF	\$2,294.47	\$0.00	\$2,294.47	0.7006	33.54%
Water	138	CCF	\$349.26	\$0.00	\$349.26	2.5309	5.11%
Sewer	108	CCF	\$308.84	\$0.00	\$308.84	2.8596	4.51%
Total Cost:			\$6,841.02	\$0.00	\$6,841.02		



Filters: Cost Center Name Not One Of DoNotReport; Billing Period Equal To 201003

el paso

Energy CAP

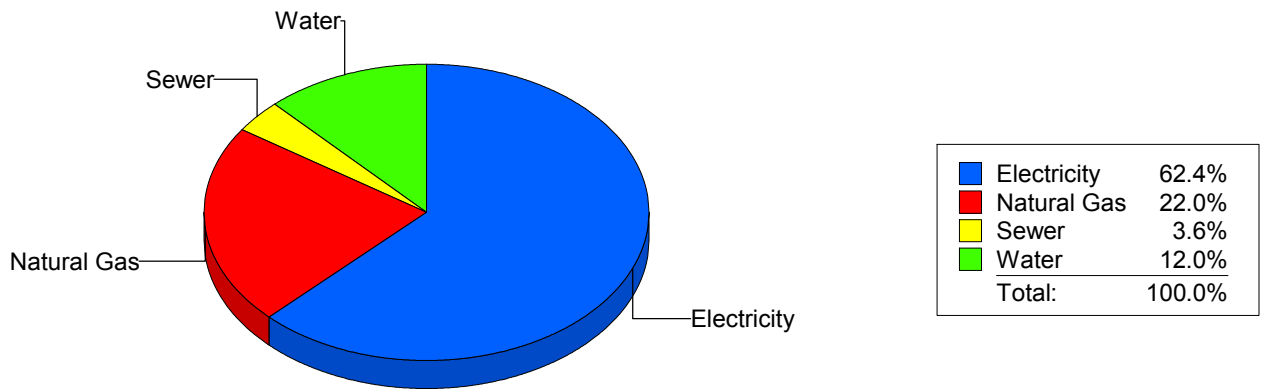
Cost Avoidance Program

Cost Summary Graph

Grouped by Energy Type

Energy Type	Use	Units	Meter Cost	Special Charges	Total Cost	Avg Unit Cost	% of Total Cost
Site: DOWELL ELEMENTARY - DOWELL ELEMENTARY							
Electricity	18,568	KWH	\$2,752.30	\$0.00	\$2,752.30	0.1482	62.38%
Natural Gas	1,374	CCF	\$971.23	\$0.00	\$971.23	0.7069	22.01%
Water	255	CCF	\$529.89	\$0.00	\$529.89	2.0780	12.01%
Sewer	86	CCF	\$158.70	\$0.00	\$158.70	1.8453	3.60%
Total Cost:			\$4,412.12	\$0.00	\$4,412.12		

For DOWELL ELEMENTARY



Filters: Cost Center Name Not One Of DoNotReport; Billing Period Equal To 201003

el paso

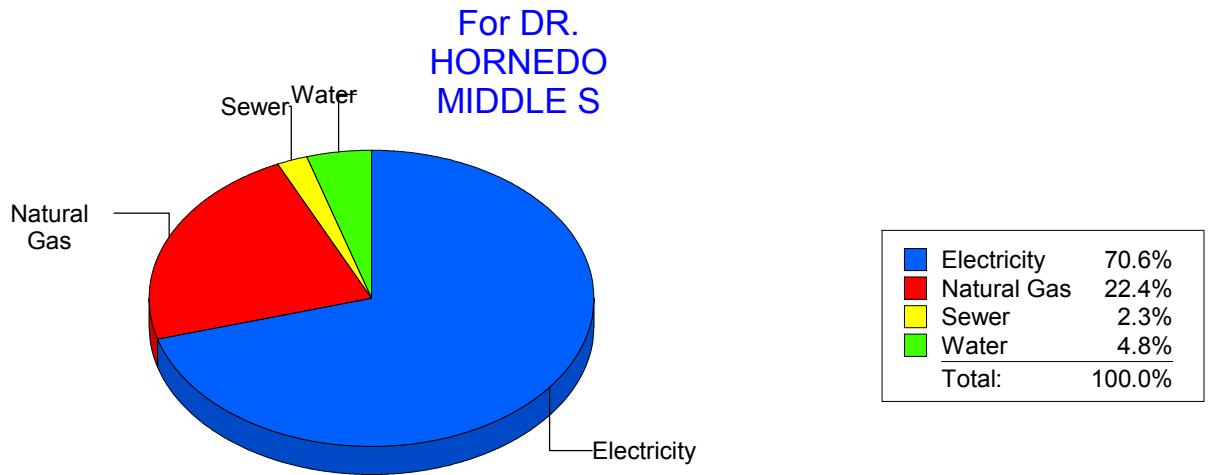
Energy CAP

Cost Avoidance Program

Cost Summary Graph

Grouped by Energy Type

Energy Type	Use	Units	Meter Cost	Special Charges	Total Cost	Avg Unit Cost	% of Total Cost
Site: DR. HORNEDO MIDDLE S - DR. HORNEDO MIDDLE S							
Electricity	113,000	KWH	\$14,041.78	\$0.00	\$14,041.78	0.1243	70.58%
Natural Gas	6,525	CCF	\$4,457.20	\$0.00	\$4,457.20	0.6831	22.40%
Water	677	CCF	\$945.77	\$0.00	\$945.77	1.3970	4.75%
Sewer	188	CCF	\$450.71	\$0.00	\$450.71	2.3974	2.27%
Total Cost:			\$19,895.46	\$0.00	\$19,895.46		



Filters: Cost Center Name Not One Of DoNotReport; Billing Period Equal To 201003

elpaso

Energy CAP

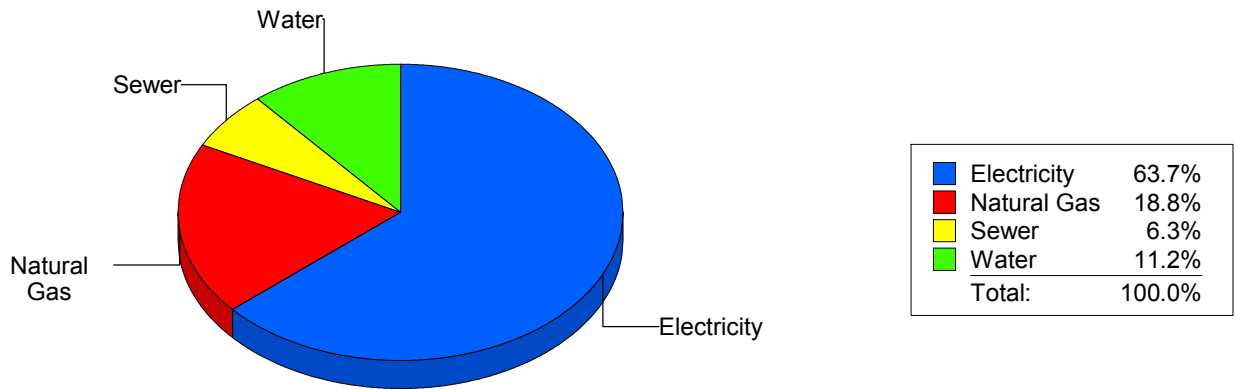
Cost Avoidance Program

Cost Summary Graph

Grouped by Energy Type

Energy Type	Use	Units	Meter Cost	Special Charges	Total Cost	Avg Unit Cost	% of Total Cost
Site: DR. L.A. NIXON ELEME - DR. L.A. NIXON ELEME							
Electricity	33,220	KWH	\$4,962.78	\$0.00	\$4,962.78	0.1494	63.72%
Natural Gas	2,055	CCF	\$1,461.17	\$0.00	\$1,461.17	0.7110	18.76%
Water	373	CCF	\$870.43	\$0.00	\$870.43	2.3336	11.18%
Sewer	366	CCF	\$494.44	\$0.00	\$494.44	1.3509	6.35%
Total Cost:			\$7,788.82	\$0.00	\$7,788.82		

For DR. L.A. NIXON ELEME



Filters: Cost Center Name Not One Of DoNotReport; Billing Period Equal To 201003

elpaso

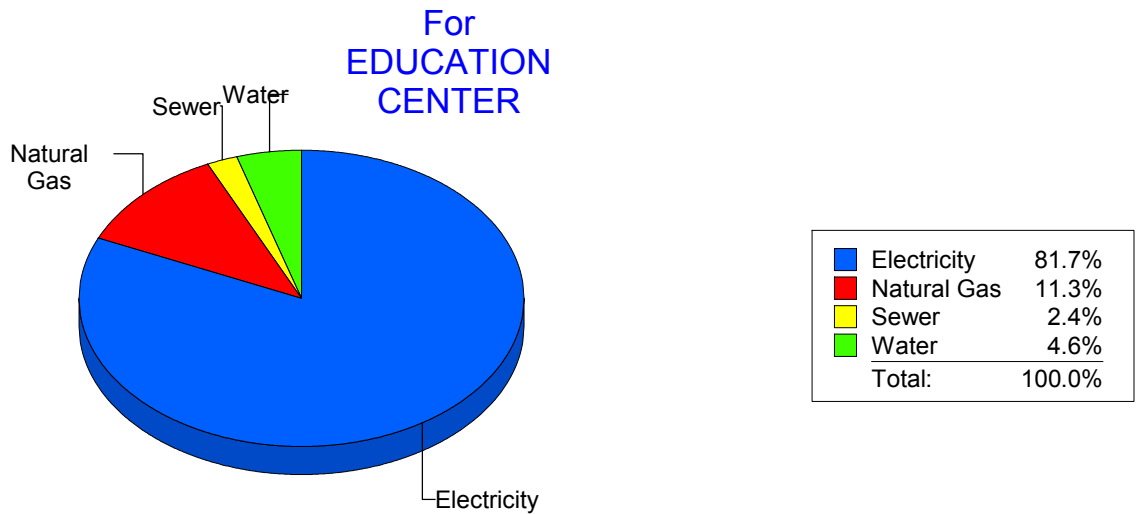
Energy CAP

Cost Avoidance Program

Cost Summary Graph

Grouped by Energy Type

Energy Type	Use	Units	Meter Cost	Special Charges	Total Cost	Avg Unit Cost	% of Total Cost
Site: EDUCATION CENTER - EDUCATION CENTER							
Electricity	222,403	KWH	\$24,036.25	\$0.00	\$24,036.25	0.1081	81.74%
Natural Gas	4,825	CCF	\$3,312.31	\$0.00	\$3,312.31	0.6865	11.26%
Water	607	CCF	\$1,358.21	\$0.00	\$1,358.21	2.2376	4.62%
Sewer	305	CCF	\$698.92	\$0.00	\$698.92	2.2915	2.38%
Total Cost:			\$29,405.69	\$0.00	\$29,405.69		



Filters: Cost Center Name Not One Of DoNotReport; Billing Period Equal To 201003

elpaso

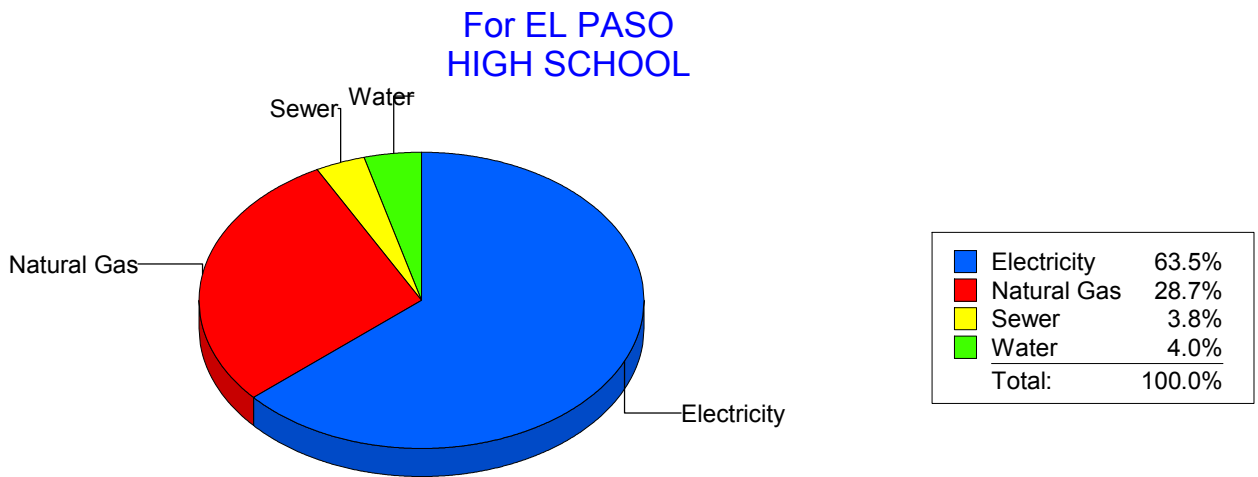
Energy CAP

Cost Avoidance Program

Cost Summary Graph

Grouped by Energy Type

Energy Type	Use	Units	Meter Cost	Special Charges	Total Cost	Avg Unit Cost	% of Total Cost
Site: EL PASO HIGH SCHOOL - EL PASO HIGH SCHOOL							
Electricity	88,466	KWH	\$11,406.92	\$0.00	\$11,406.92	0.1289	63.48%
Natural Gas	7,300	CCF	\$5,157.53	\$0.00	\$5,157.53	0.7065	28.70%
Water	226	CCF	\$726.53	\$0.00	\$726.53	3.2147	4.04%
Sewer	258	CCF	\$677.22	\$0.00	\$677.22	2.6249	3.77%
Total Cost:			\$17,968.20	\$0.00	\$17,968.20		



Filters: Cost Center Name Not One Of DoNotReport; Billing Period Equal To 201003

elpaso

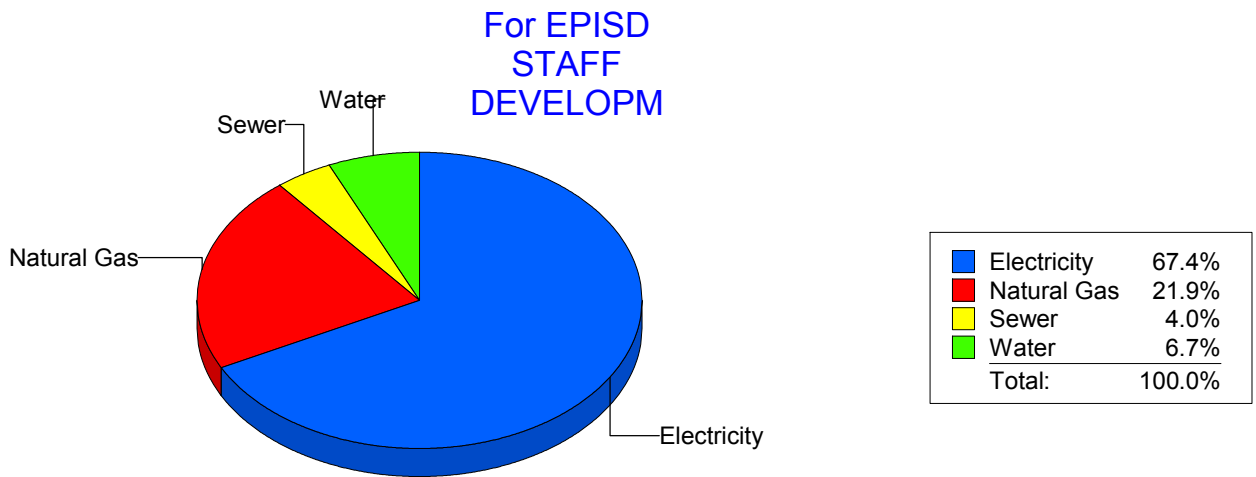
Energy CAP

Cost Avoidance Program

Cost Summary Graph

Grouped by Energy Type

Energy Type	Use	Units	Meter Cost	Special Charges	Total Cost	Avg Unit Cost	% of Total Cost
Site: EPISD STAFF DEVELOPM - EPISD STAFF DEVELOPM							
Electricity	9,400	KWH	\$1,200.26	\$0.00	\$1,200.26	0.1277	67.40%
Natural Gas	523	CCF	\$389.72	\$0.00	\$389.72	0.7452	21.88%
Water	33	CCF	\$119.79	\$0.00	\$119.79	3.6300	6.73%
Sewer	17	CCF	\$71.07	\$0.00	\$71.07	4.1806	3.99%
Total Cost:			\$1,780.84	\$0.00	\$1,780.84		



Filters: Cost Center Name Not One Of DoNotReport; Billing Period Equal To 201003

elpaso

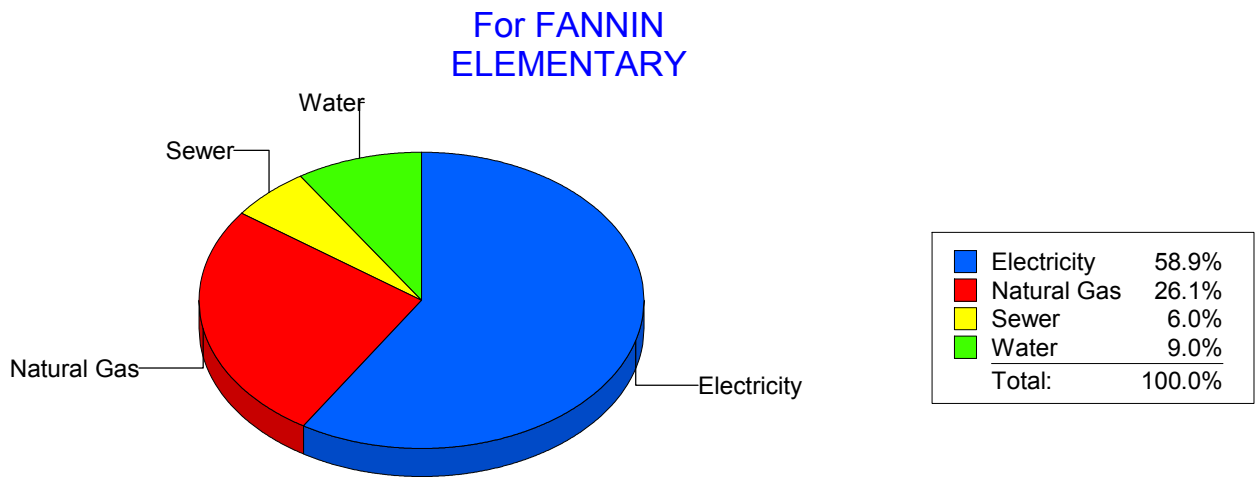
Energy CAP

Cost Avoidance Program

Cost Summary Graph

Grouped by Energy Type

Energy Type	Use	Units	Meter Cost	Special Charges	Total Cost	Avg Unit Cost	% of Total Cost
Site: FANNIN ELEMENTARY - FANNIN ELEMENTARY							
Electricity	23,133	KWH	\$4,075.94	\$0.00	\$4,075.94	0.1762	58.90%
Natural Gas	2,505	CCF	\$1,803.65	\$0.00	\$1,803.65	0.7200	26.06%
Water	205	CCF	\$625.06	\$0.00	\$625.06	3.0491	9.03%
Sewer	170	CCF	\$415.75	\$0.00	\$415.75	2.4456	6.01%
Total Cost:			\$6,920.40	\$0.00	\$6,920.40		



Filters: Cost Center Name Not One Of DoNotReport; Billing Period Equal To 201003

elpaso

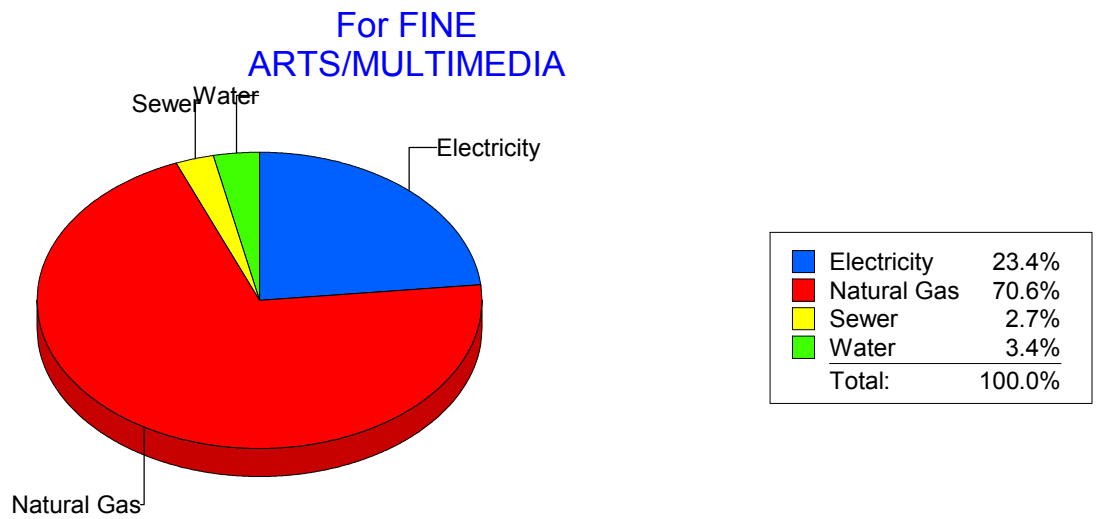
Energy CAP

Cost Avoidance Program

Cost Summary Graph

Grouped by Energy Type

Energy Type	Use	Units	Meter Cost	Special Charges	Total Cost	Avg Unit Cost	% of Total Cost
Site: FINE ARTS/MULTIMEDIA - FINE ARTS/MULTIMEDIA							
Electricity	6,728	KWH	\$1,004.34	\$0.00	\$1,004.34	0.1493	23.39%
Natural Gas	4,407	CCF	\$3,030.80	\$0.00	\$3,030.80	0.6877	70.59%
Water	56	CCF	\$143.83	\$0.00	\$143.83	2.5684	3.35%
Sewer	41	CCF	\$114.31	\$0.00	\$114.31	2.7880	2.66%
Total Cost:			\$4,293.28	\$0.00	\$4,293.28		



Filters: Cost Center Name Not One Of DoNotReport; Billing Period Equal To 201003

elpaso

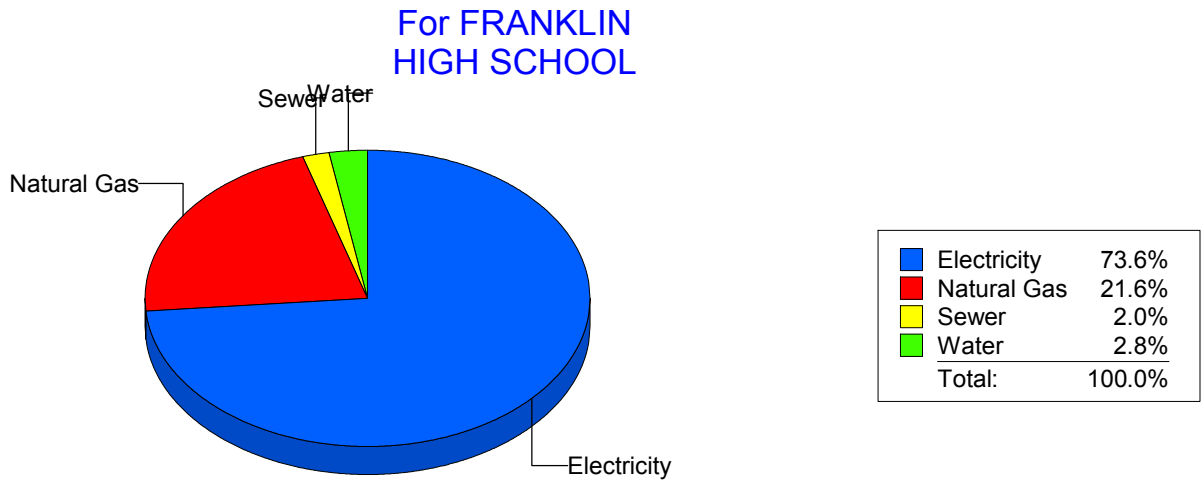
Energy CAP

Cost Avoidance Program

Cost Summary Graph

Grouped by Energy Type

Energy Type	Use	Units	Meter Cost	Special Charges	Total Cost	Avg Unit Cost	% of Total Cost
Site: FRANKLIN HIGH SCHOOL - FRANKLIN HIGH SCHOOL							
Electricity	202,048	KWH	\$26,739.18	\$0.00	\$26,739.18	0.1323	73.61%
Natural Gas	11,532	CCF	\$7,860.84	\$0.00	\$7,860.84	0.6817	21.64%
Water	535	CCF	\$1,005.59	\$0.00	\$1,005.59	1.8796	2.77%
Sewer	401	CCF	\$721.22	\$0.00	\$721.22	1.7986	1.99%
Total Cost:			\$36,326.83	\$0.00	\$36,326.83		



Filters: Cost Center Name Not One Of DoNotReport; Billing Period Equal To 201003

elpaso

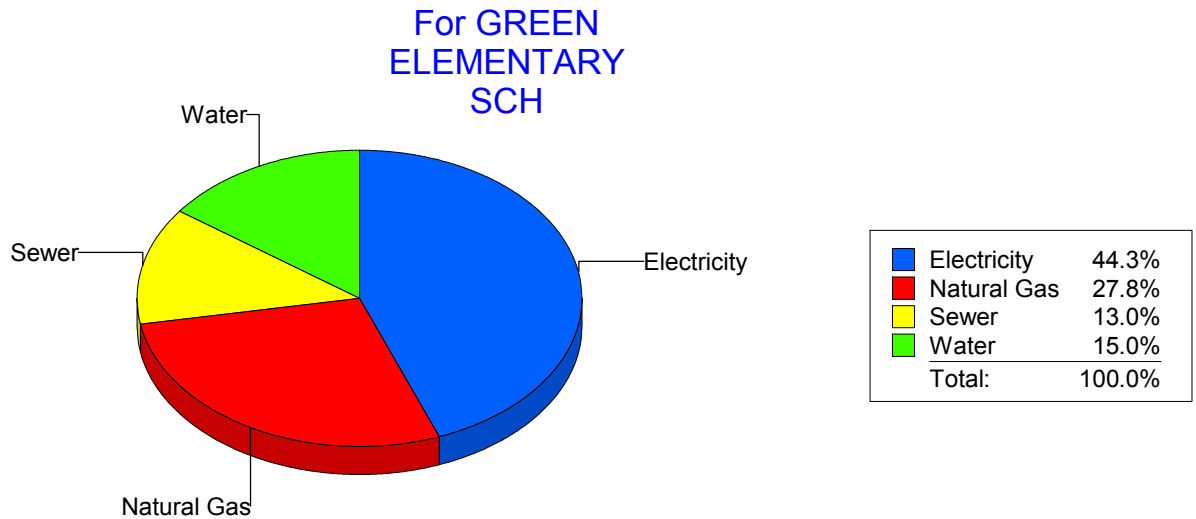
Energy CAP

Cost Avoidance Program

Cost Summary Graph

Grouped by Energy Type

Energy Type	Use	Units	Meter Cost	Special Charges	Total Cost	Avg Unit Cost	% of Total Cost
Site: GREEN ELEMENTARY SCH - GREEN ELEMENTARY SCH							
Electricity	22,800	KWH	\$3,033.26	\$0.00	\$3,033.26	0.1330	44.26%
Natural Gas	2,704	CCF	\$1,907.65	\$0.00	\$1,907.65	0.7055	27.84%
Water	505	CCF	\$1,024.72	\$0.00	\$1,024.72	2.0291	14.95%
Sewer	483	CCF	\$887.60	\$0.00	\$887.60	1.8377	12.95%
Total Cost:			\$6,853.23	\$0.00	\$6,853.23		



Filters: Cost Center Name Not One Of DoNotReport; Billing Period Equal To 201003

elpaso

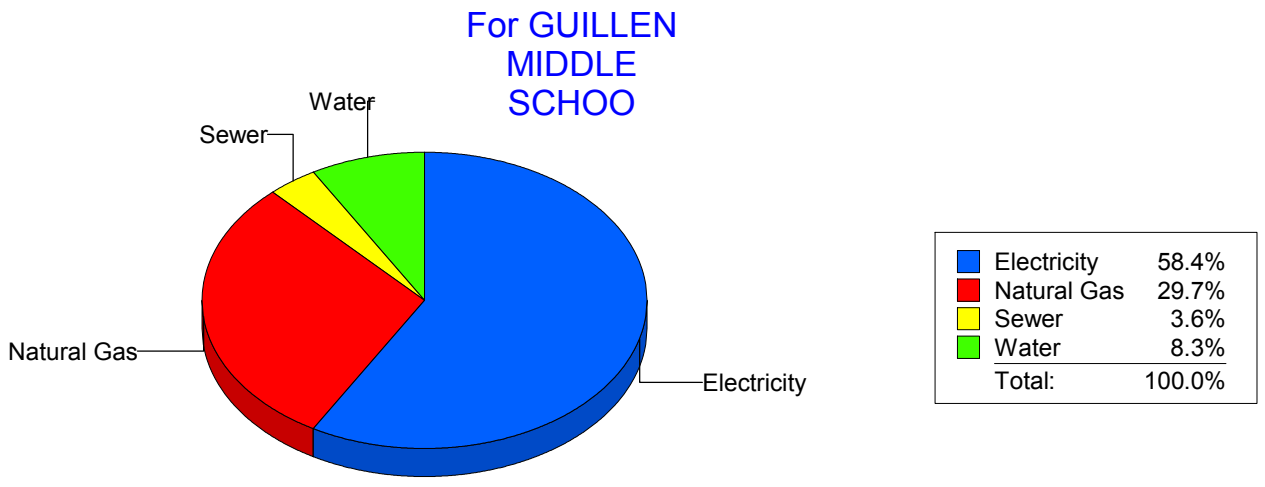
Energy CAP

Cost Avoidance Program

Cost Summary Graph

Grouped by Energy Type

Energy Type	Use	Units	Meter Cost	Special Charges	Total Cost	Avg Unit Cost	% of Total Cost
Site: GUILLEN MIDDLE SCHOO - GUILLEN MIDDLE SCHOO							
Electricity	64,298	KWH	\$7,936.31	\$0.00	\$7,936.31	0.1234	58.41%
Natural Gas	5,814	CCF	\$4,036.69	\$0.00	\$4,036.69	0.6943	29.71%
Water	460	CCF	\$1,123.33	\$0.00	\$1,123.33	2.4420	8.27%
Sewer	230	CCF	\$491.95	\$0.00	\$491.95	2.1389	3.62%
Total Cost:			\$13,588.28	\$0.00	\$13,588.28		



Filters: Cost Center Name Not One Of DoNotReport; Billing Period Equal To 201003

el paso

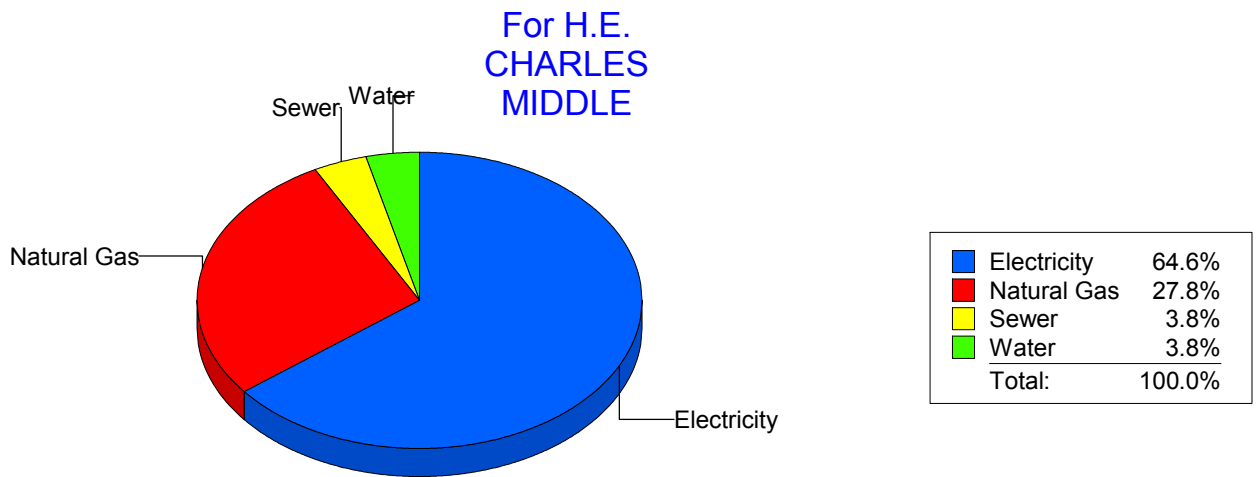
Energy CAP

Cost Avoidance Program

Cost Summary Graph

Grouped by Energy Type

Energy Type	Use	Units	Meter Cost	Special Charges	Total Cost	Avg Unit Cost	% of Total Cost
Site: H.E. CHARLES MIDDLE - H.E. CHARLES MIDDLE							
Electricity	47,500	KWH	\$7,149.70	\$0.00	\$7,149.70	0.1505	64.57%
Natural Gas	4,475	CCF	\$3,076.59	\$0.00	\$3,076.59	0.6875	27.78%
Water	158	CCF	\$422.58	\$0.00	\$422.58	2.6746	3.82%
Sewer	167	CCF	\$424.04	\$0.00	\$424.04	2.5392	3.83%
Total Cost:			\$11,072.91	\$0.00	\$11,072.91		



Filters: Cost Center Name Not One Of DoNotReport; Billing Period Equal To 201003

elpaso

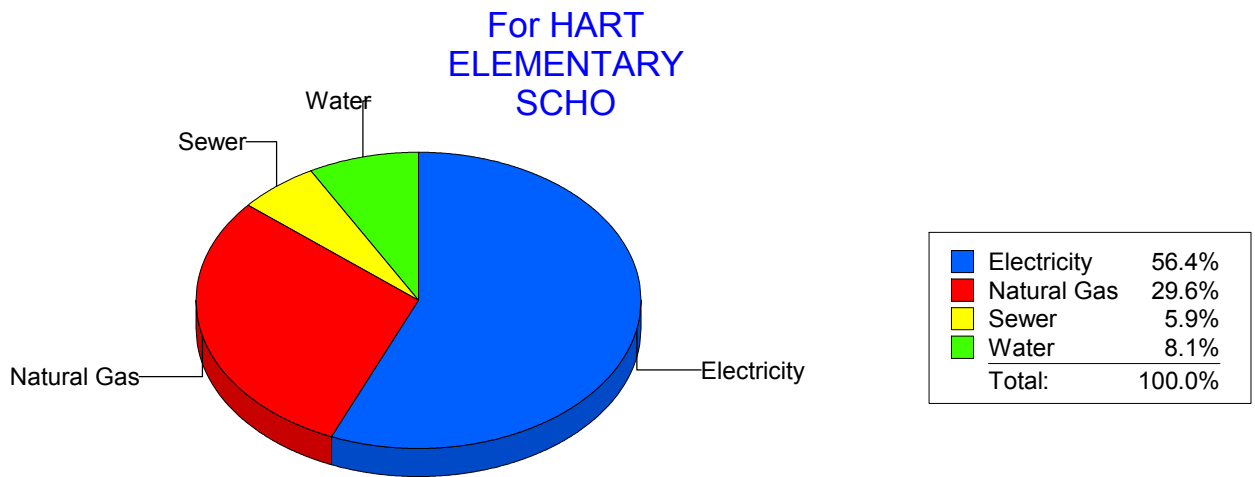
Energy CAP

Cost Avoidance Program

Cost Summary Graph

Grouped by Energy Type

Energy Type	Use	Units	Meter Cost	Special Charges	Total Cost	Avg Unit Cost	% of Total Cost
Site: HART ELEMENTARY SCHO - HART ELEMENTARY SCHO							
Electricity	18,303	KWH	\$2,840.13	\$0.00	\$2,840.13	0.1552	56.44%
Natural Gas	2,130	CCF	\$1,488.41	\$0.00	\$1,488.41	0.6988	29.58%
Water	186	CCF	\$405.59	\$0.00	\$405.59	2.1806	8.06%
Sewer	118	CCF	\$297.58	\$0.00	\$297.58	2.5219	5.91%
Total Cost:			\$5,031.71	\$0.00	\$5,031.71		



Filters: Cost Center Name Not One Of DoNotReport; Billing Period Equal To 201003

elpaso

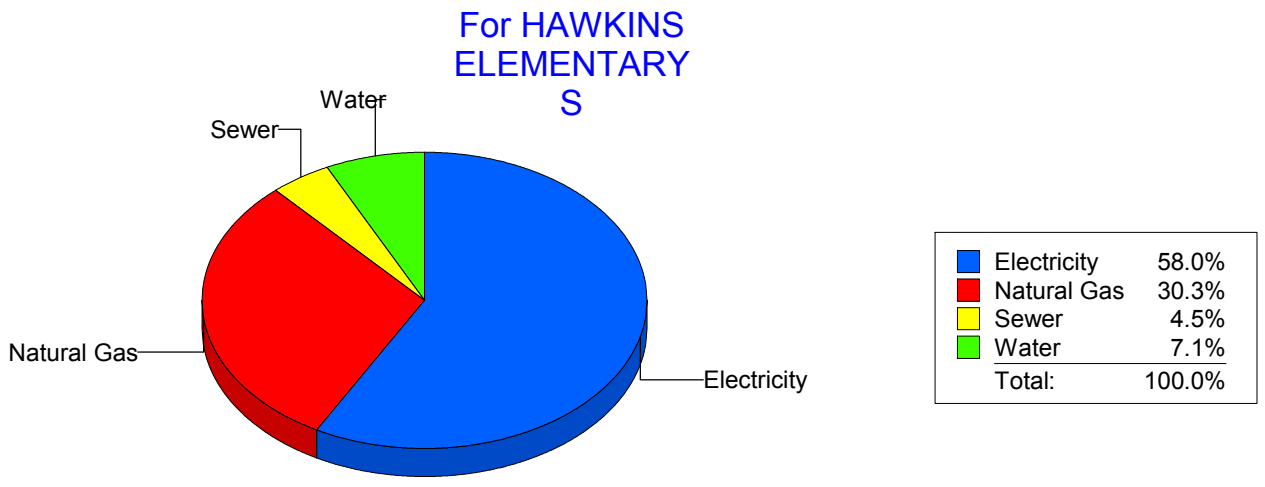
Energy CAP

Cost Avoidance Program

Cost Summary Graph

Grouped by Energy Type

Energy Type	Use	Units	Meter Cost	Special Charges	Total Cost	Avg Unit Cost	% of Total Cost
Site: HAWKINS ELEMENTARY S - HAWKINS ELEMENTARY S							
Electricity	19,698	KWH	\$2,305.30	\$0.00	\$2,305.30	0.1170	58.02%
Natural Gas	1,714	CCF	\$1,204.00	\$0.00	\$1,204.00	0.7025	30.30%
Water	66	CCF	\$283.59	\$0.00	\$283.59	4.2968	7.14%
Sewer	44	CCF	\$180.36	\$0.00	\$180.36	4.0991	4.54%
Total Cost:			\$3,973.25	\$0.00	\$3,973.25		



Filters: Cost Center Name Not One Of DoNotReport; Billing Period Equal To 201003

el paso

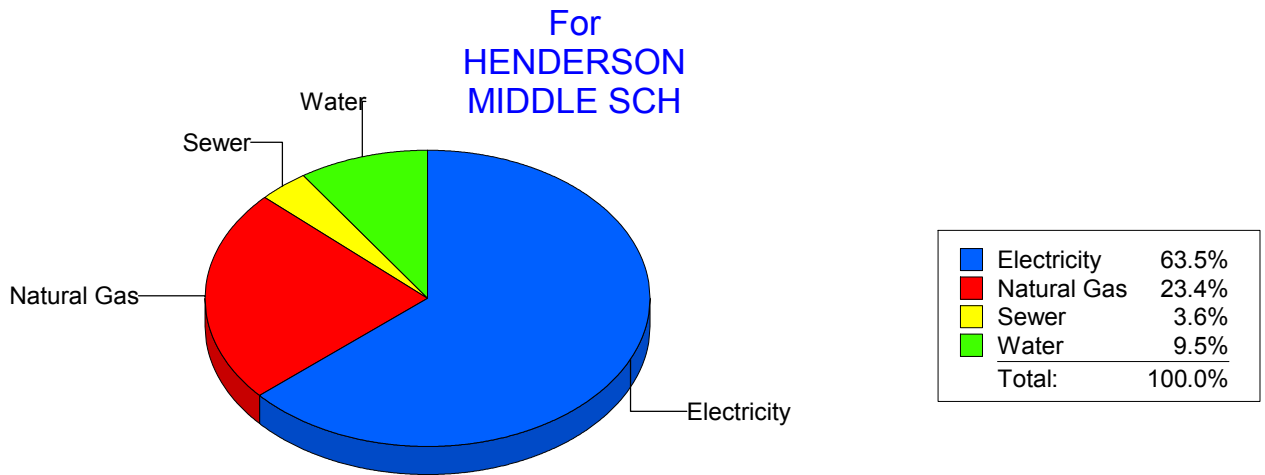
Energy CAP

Cost Avoidance Program

Cost Summary Graph

Grouped by Energy Type

Energy Type	Use	Units	Meter Cost	Special Charges	Total Cost	Avg Unit Cost	% of Total Cost
Site: HENDERSON MIDDLE SCH - HENDERSON MIDDLE SCH							
Electricity	39,591	KWH	\$5,415.83	\$0.00	\$5,415.83	0.1368	63.52%
Natural Gas	2,866	CCF	\$1,991.61	\$0.00	\$1,991.61	0.6949	23.36%
Water	379	CCF	\$810.17	\$0.00	\$810.17	2.1377	9.50%
Sewer	194	CCF	\$308.62	\$0.00	\$308.62	1.5908	3.62%
Total Cost:			\$8,526.23	\$0.00	\$8,526.23		



Filters: Cost Center Name Not One Of DoNotReport; Billing Period Equal To 201003

elpaso

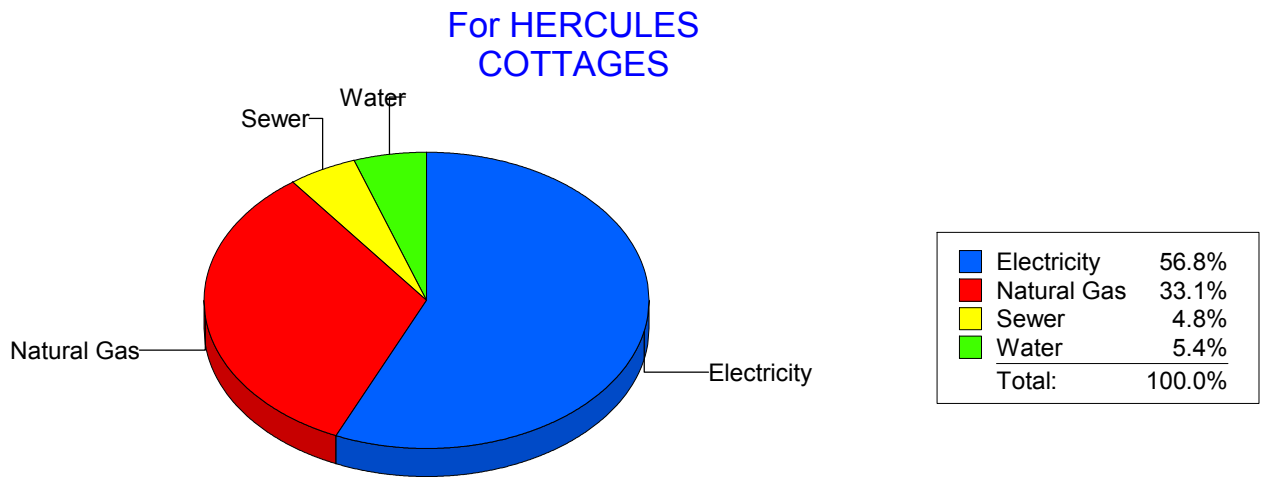
Energy CAP

Cost Avoidance Program

Cost Summary Graph

Grouped by Energy Type

Energy Type	Use	Units	Meter Cost	Special Charges	Total Cost	Avg Unit Cost	% of Total Cost
Site: HERCULES COTTAGES - HERCULES COTTAGES							
Electricity	3,654	KWH	\$631.30	\$0.00	\$631.30	0.1728	56.79%
Natural Gas	340	CCF	\$367.49	\$0.00	\$367.49	1.0809	33.06%
Water	19	CCF	\$59.65	\$0.00	\$59.65	3.1395	5.37%
Sewer	18	CCF	\$53.19	\$0.00	\$53.19	2.9550	4.78%
Total Cost:			\$1,111.63	\$0.00	\$1,111.63		



Filters: Cost Center Name Not One Of DoNotReport; Billing Period Equal To 201003

elpaso

Energy CAP

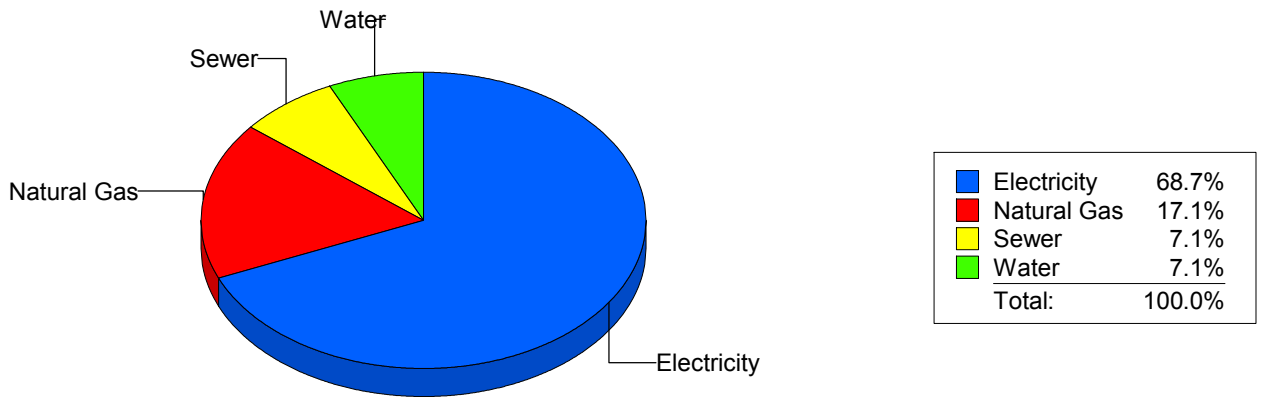
Cost Avoidance Program

Cost Summary Graph

Grouped by Energy Type

Energy Type	Use	Units	Meter Cost	Special Charges	Total Cost	Avg Unit Cost	% of Total Cost
Site: 174 - HERRERA ELEMENTARY							
Electricity	33,800	KWH	\$5,373.75	\$0.00	\$5,373.75	0.1590	68.70%
Natural Gas	1,914	CCF	\$1,340.74	\$0.00	\$1,340.74	0.7005	17.14%
Water	119	CCF	\$552.77	\$0.00	\$552.77	4.6451	7.07%
Sewer	270	CCF	\$554.85	\$0.00	\$554.85	2.0550	7.09%
Total Cost:			\$7,822.11	\$0.00	\$7,822.11		

For HERRERA ELEMENTARY



Filters: Cost Center Name Not One Of DoNotReport; Billing Period Equal To 201003

elpaso

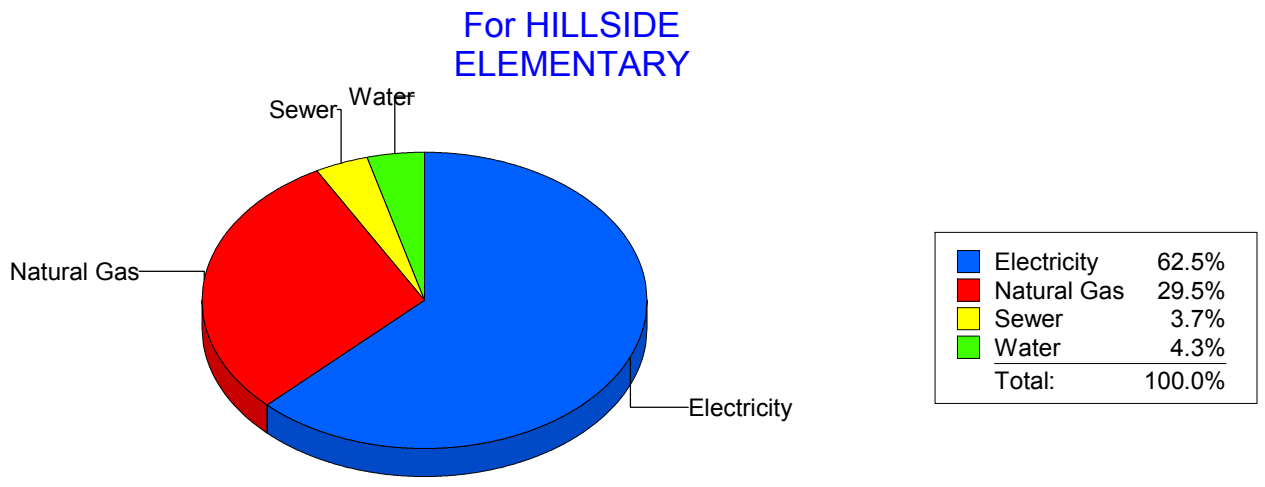
Energy CAP

Cost Avoidance Program

Cost Summary Graph

Grouped by Energy Type

Energy Type	Use	Units	Meter Cost	Special Charges	Total Cost	Avg Unit Cost	% of Total Cost
Site: HILLSIDE ELEMENTARY - HILLSIDE ELEMENTARY							
Electricity	30,285	KWH	\$5,328.04	\$0.00	\$5,328.04	0.1759	62.50%
Natural Gas	3,512	CCF	\$2,518.18	\$0.00	\$2,518.18	0.7170	29.54%
Water	123	CCF	\$366.17	\$0.00	\$366.17	2.9770	4.30%
Sewer	89	CCF	\$312.88	\$0.00	\$312.88	3.5155	3.67%
Total Cost:			\$8,525.27	\$0.00	\$8,525.27		



Filters: Cost Center Name Not One Of DoNotReport; Billing Period Equal To 201003

el Paso

Energy CAP

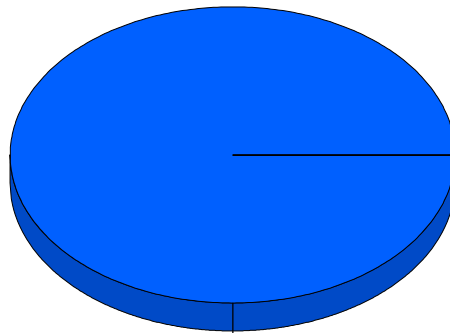
Cost Avoidance Program

Cost Summary Graph

Grouped by Energy Type

Energy Type	Use	Units	Meter Cost	Special Charges	Total Cost	Avg Unit Cost	% of Total Cost
Site: 882 - HONDO PASS COTTAGES							
Natural Gas		208 CCF	\$168.42	\$0.00	\$168.42	0.8097	100.00%
Total Cost:			\$168.42	\$0.00	\$168.42		

For HONDO
PASS
COTTAGES



■ Natural Gas	100.0%
Total:	100.0%

Filters: Cost Center Name Not One Of DoNotReport; Billing Period Equal To 201003

elpaso

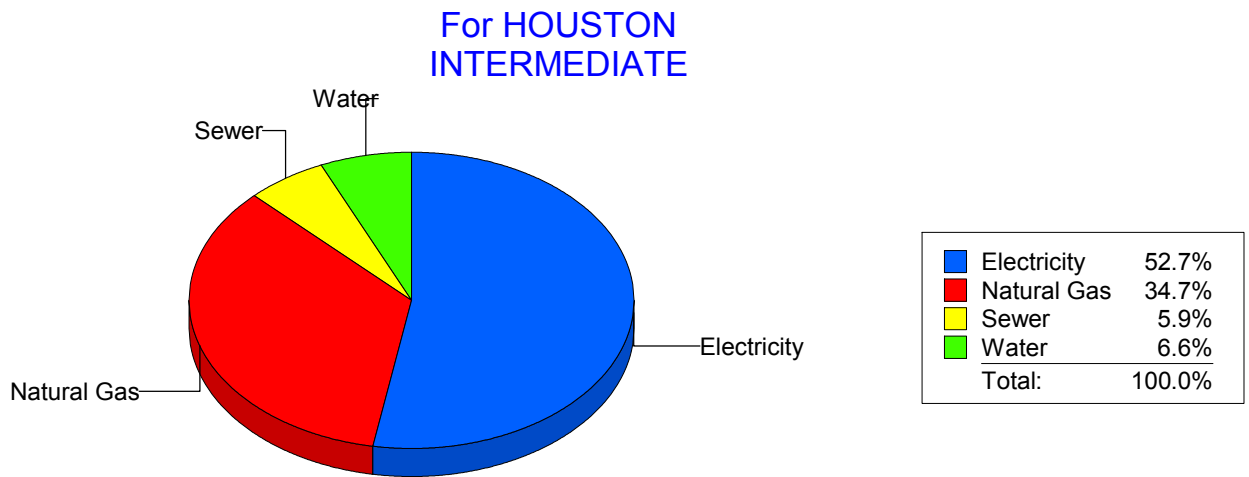
Energy CAP

Cost Avoidance Program

Cost Summary Graph

Grouped by Energy Type

Energy Type	Use	Units	Meter Cost	Special Charges	Total Cost	Avg Unit Cost	% of Total Cost
Site: HOUSTON INTERMEDIATE - HOUSTON INTERMEDIATE							
Electricity	18,026	KWH	\$2,479.58	\$0.00	\$2,479.58	0.1376	52.70%
Natural Gas	2,268	CCF	\$1,634.74	\$0.00	\$1,634.74	0.7208	34.74%
Water	75	CCF	\$311.17	\$0.00	\$311.17	4.1489	6.61%
Sewer	55	CCF	\$279.81	\$0.00	\$279.81	5.0875	5.95%
Total Cost:			\$4,705.30	\$0.00	\$4,705.30		



Filters: Cost Center Name Not One Of DoNotReport; Billing Period Equal To 201003

elpaso

Energy CAP

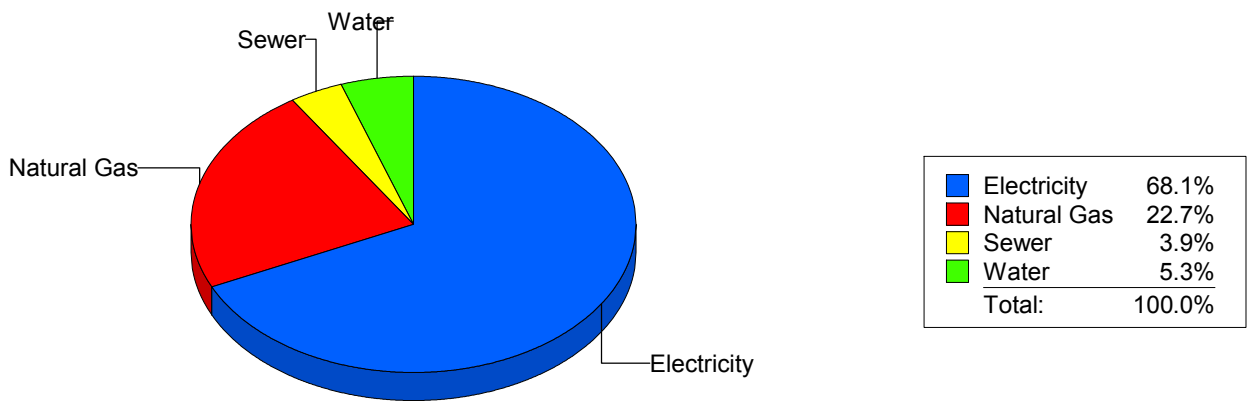
Cost Avoidance Program

Cost Summary Graph

Grouped by Energy Type

Energy Type	Use	Units	Meter Cost	Special Charges	Total Cost	Avg Unit Cost	% of Total Cost
Site: MOYE - HR Moye							
Electricity	39,120	KWH	\$5,568.87	\$0.00	\$5,568.87	0.1424	68.06%
Natural Gas	2,673	CCF	\$1,859.66	\$0.00	\$1,859.66	0.6957	22.73%
Water	106	CCF	\$431.64	\$0.00	\$431.64	4.0721	5.28%
Sewer	87	CCF	\$322.44	\$0.00	\$322.44	3.7062	3.94%
Total Cost:			\$8,182.61	\$0.00	\$8,182.61		

For HR Moye



Filters: Cost Center Name Not One Of DoNotReport; Billing Period Equal To 201003

elpaso

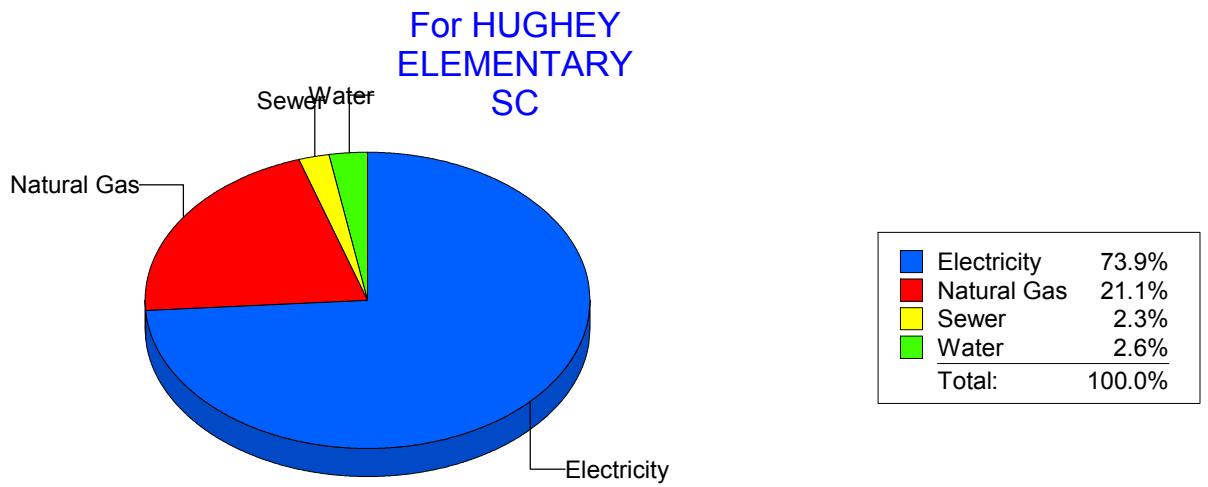
Energy CAP

Cost Avoidance Program

Cost Summary Graph

Grouped by Energy Type

Energy Type	Use	Units	Meter Cost	Special Charges	Total Cost	Avg Unit Cost	% of Total Cost
Site: HUGHEY ELEMENTARY SC - HUGHEY ELEMENTARY SC							
Electricity	24,920	KWH	\$4,338.55	\$0.00	\$4,338.55	0.1741	73.94%
Natural Gas	1,761	CCF	\$1,236.14	\$0.00	\$1,236.14	0.7020	21.07%
Water	43	CCF	\$155.43	\$0.00	\$155.43	3.6147	2.65%
Sewer	58	CCF	\$137.17	\$0.00	\$137.17	2.3650	2.34%
Total Cost:			\$5,867.29	\$0.00	\$5,867.29		



Filters: Cost Center Name Not One Of DoNotReport; Billing Period Equal To 201003

elpaso

Energy CAP

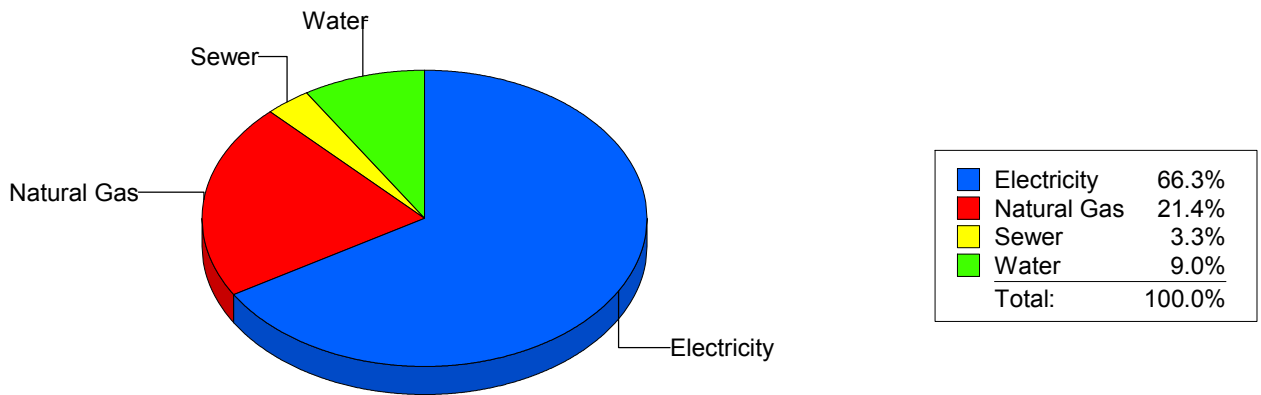
Cost Avoidance Program

Cost Summary Graph

Grouped by Energy Type

Energy Type	Use	Units	Meter Cost	Special Charges	Total Cost	Avg Unit Cost	% of Total Cost
Site: IRVIN HIGH SCHOOL - IRVIN HIGH SCHOOL							
Electricity	90,543	KWH	\$11,589.36	\$0.00	\$11,589.36	0.1280	66.33%
Natural Gas	5,414	CCF	\$3,739.70	\$0.00	\$3,739.70	0.6907	21.40%
Water	753	CCF	\$1,569.99	\$0.00	\$1,569.99	2.0850	8.99%
Sewer	343	CCF	\$573.22	\$0.00	\$573.22	1.6712	3.28%
Total Cost:			\$17,472.27	\$0.00	\$17,472.27		

For IRVIN HIGH SCHOOL



Filters: Cost Center Name Not One Of DoNotReport; Billing Period Equal To 201003

el paso

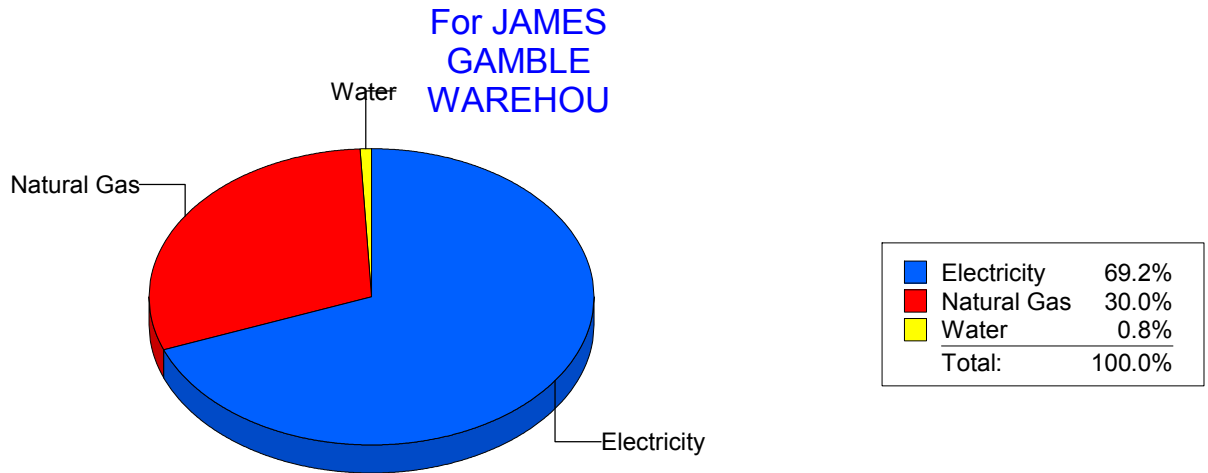
Energy CAP

Cost Avoidance Program

Cost Summary Graph

Grouped by Energy Type

Energy Type	Use	Units	Meter Cost	Special Charges	Total Cost	Avg Unit Cost	% of Total Cost
Site: JAMES GAMBLE WAREHOU - JAMES GAMBLE WAREHOU							
Electricity	22,400	KWH	\$2,975.02	\$0.00	\$2,975.02	0.1328	69.18%
Natural Gas	1,839	CCF	\$1,289.24	\$0.00	\$1,289.24	0.7011	29.98%
Water	0	CCF	\$36.36	\$0.00	\$36.36	0.0000	0.85%
Total Cost:			\$4,300.62	\$0.00	\$4,300.62		



Filters: Cost Center Name Not One Of DoNotReport; Billing Period Equal To 201003

elpaso

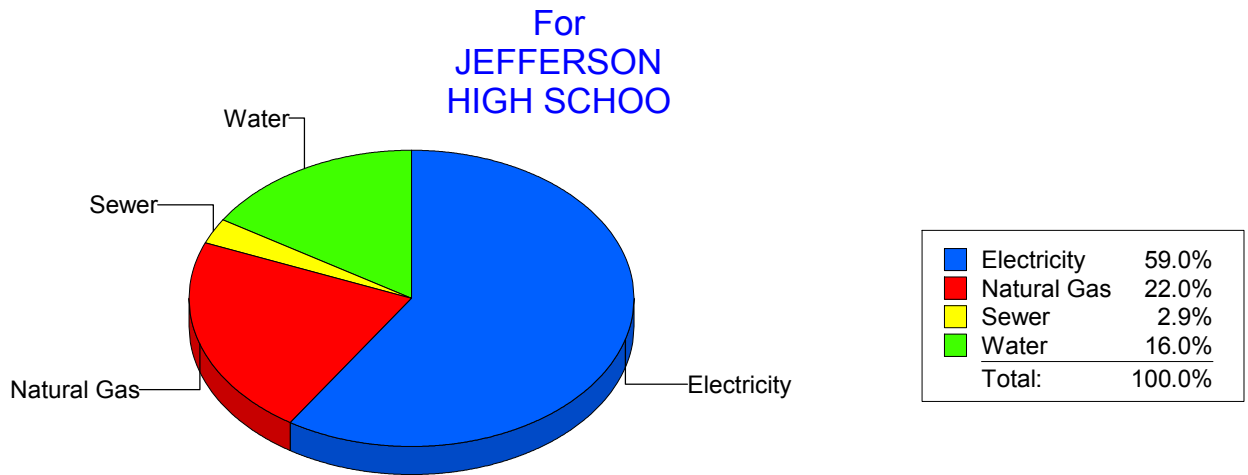
Energy CAP

Cost Avoidance Program

Cost Summary Graph

Grouped by Energy Type

Energy Type	Use	Units	Meter Cost	Special Charges	Total Cost	Avg Unit Cost	% of Total Cost
Site: JEFFERSON HIGH SCHOO - JEFFERSON HIGH SCHOO							
Electricity	93,719	KWH	\$11,768.16	\$0.00	\$11,768.16	0.1256	59.04%
Natural Gas	6,063	CCF	\$4,385.99	\$0.00	\$4,385.99	0.7234	22.00%
Water	889	CCF	\$3,196.49	\$0.00	\$3,196.49	3.5956	16.04%
Sewer	188	CCF	\$583.31	\$0.00	\$583.31	3.1027	2.93%
Total Cost:			\$19,933.95	\$0.00	\$19,933.95		



Filters: Cost Center Name Not One Of DoNotReport; Billing Period Equal To 201003

elpaso

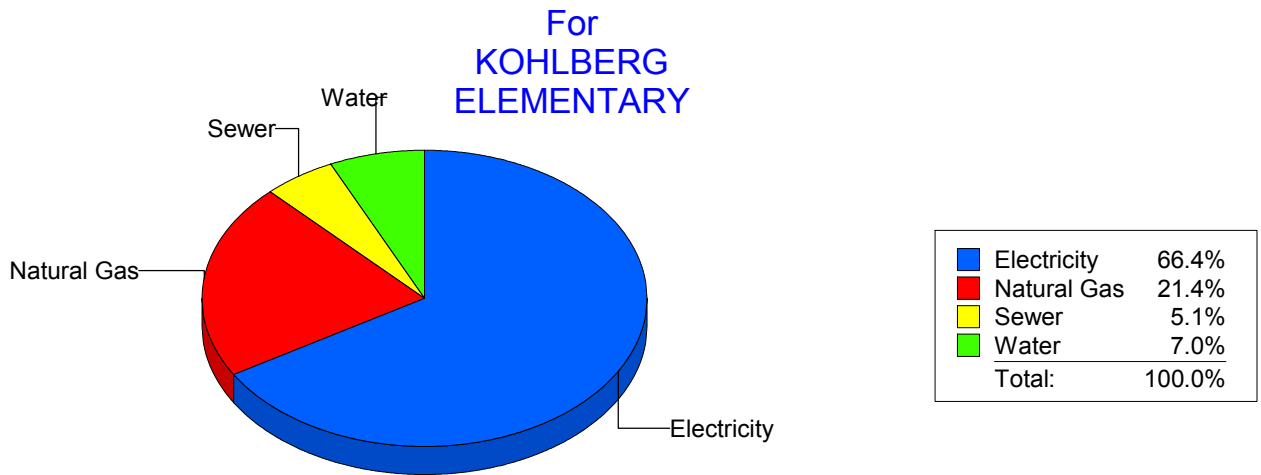
Energy CAP

Cost Avoidance Program

Cost Summary Graph

Grouped by Energy Type

Energy Type	Use	Units	Meter Cost	Special Charges	Total Cost	Avg Unit Cost	% of Total Cost
Site: KOHLBERG ELEMENTARY - KOHLBERG ELEMENTARY							
Electricity	42,160	KWH	\$6,526.33	\$0.00	\$6,526.33	0.1548	66.44%
Natural Gas	3,033	CCF	\$2,105.45	\$0.00	\$2,105.45	0.6942	21.43%
Water	313	CCF	\$692.02	\$0.00	\$692.02	2.2109	7.04%
Sewer	246	CCF	\$499.51	\$0.00	\$499.51	2.0305	5.08%
Total Cost:			\$9,823.31	\$0.00	\$9,823.31		



Filters: Cost Center Name Not One Of DoNotReport; Billing Period Equal To 201003

elpaso

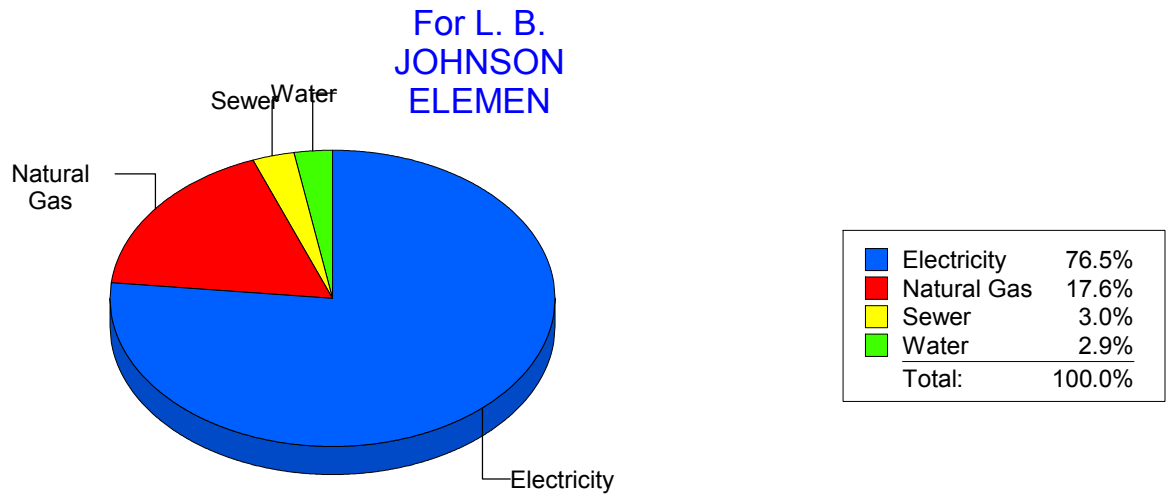
Energy CAP

Cost Avoidance Program

Cost Summary Graph

Grouped by Energy Type

Energy Type	Use	Units	Meter Cost	Special Charges	Total Cost	Avg Unit Cost	% of Total Cost
Site: L. B. JOHNSON ELEMEN - L. B. JOHNSON ELEMEN							
Electricity	56,300	KWH	\$7,813.88	\$0.00	\$7,813.88	0.1388	76.54%
Natural Gas	2,530	CCF	\$1,793.96	\$0.00	\$1,793.96	0.7091	17.57%
Water	117	CCF	\$294.84	\$0.00	\$294.84	2.5200	2.89%
Sewer	117	CCF	\$306.52	\$0.00	\$306.52	2.6198	3.00%
Total Cost:			\$10,209.20	\$0.00	\$10,209.20		



Filters: Cost Center Name Not One Of DoNotReport; Billing Period Equal To 201003

elpaso

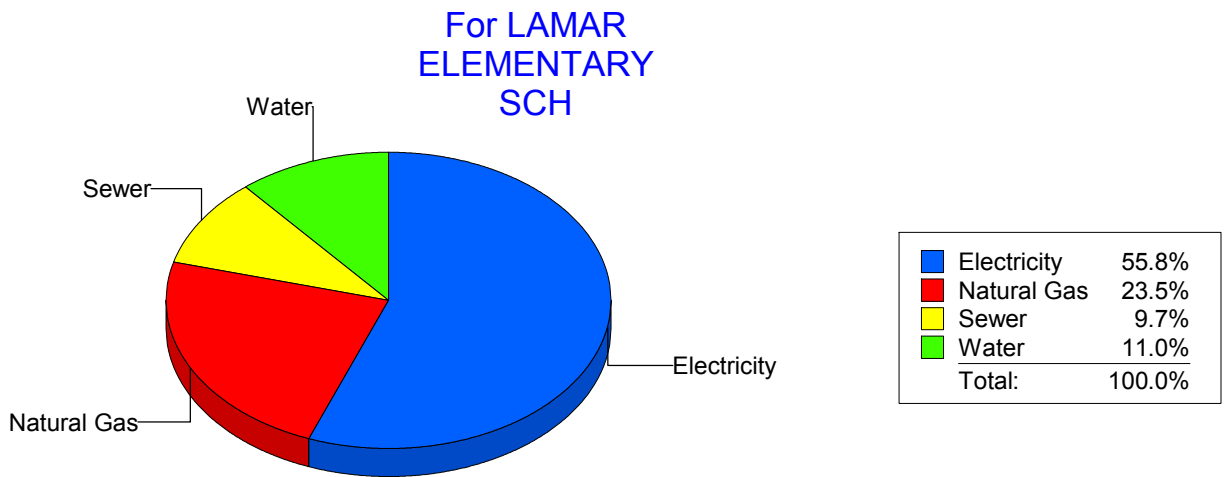
Energy CAP

Cost Avoidance Program

Cost Summary Graph

Grouped by Energy Type

Energy Type	Use	Units	Meter Cost	Special Charges	Total Cost	Avg Unit Cost	% of Total Cost
Site: LAMAR ELEMENTARY SCH - LAMAR ELEMENTARY SCH							
Electricity	25,800	KWH	\$3,414.53	\$0.00	\$3,414.53	0.1323	55.75%
Natural Gas	1,973	CCF	\$1,439.32	\$0.00	\$1,439.32	0.7295	23.50%
Water	250	CCF	\$675.51	\$0.00	\$675.51	2.7020	11.03%
Sewer	203	CCF	\$595.27	\$0.00	\$595.27	2.9324	9.72%
Total Cost:			\$6,124.63	\$0.00	\$6,124.63		



Filters: Cost Center Name Not One Of DoNotReport; Billing Period Equal To 201003

elpaso

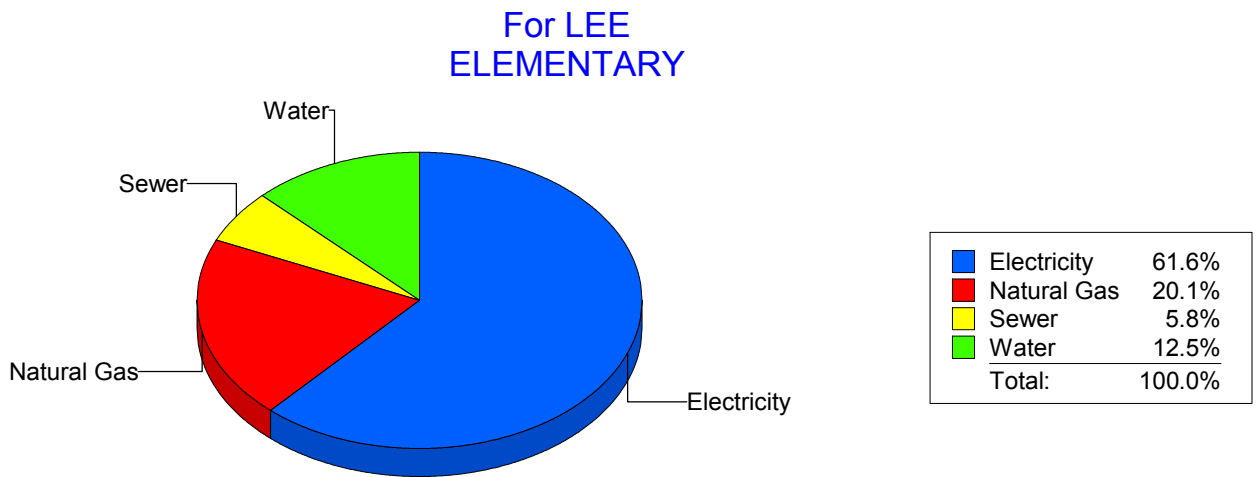
Energy CAP

Cost Avoidance Program

Cost Summary Graph

Grouped by Energy Type

Energy Type	Use	Units	Meter Cost	Special Charges	Total Cost	Avg Unit Cost	% of Total Cost
Site: LEE ELEMENTARY - LEE ELEMENTARY							
Electricity	25,953	KWH	\$4,403.60	\$0.00	\$4,403.60	0.1697	61.59%
Natural Gas	1,978	CCF	\$1,436.55	\$0.00	\$1,436.55	0.7263	20.09%
Water	258	CCF	\$895.55	\$0.00	\$895.55	3.4711	12.53%
Sewer	104	CCF	\$413.73	\$0.00	\$413.73	3.9782	5.79%
Total Cost:			\$7,149.43	\$0.00	\$7,149.43		



Filters: Cost Center Name Not One Of DoNotReport; Billing Period Equal To 201003

elpaso

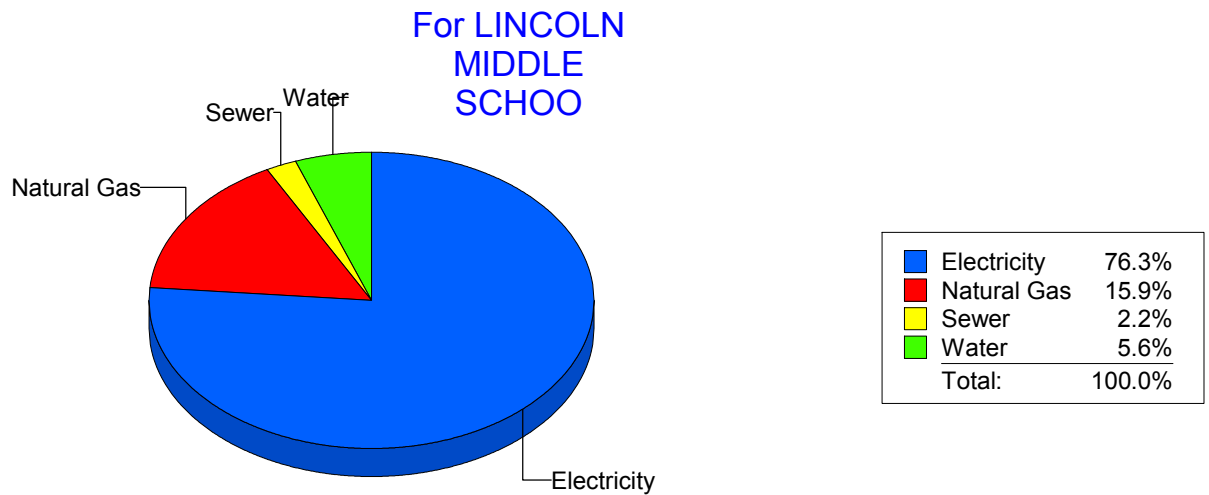
Energy CAP

Cost Avoidance Program

Cost Summary Graph

Grouped by Energy Type

Energy Type	Use	Units	Meter Cost	Special Charges	Total Cost	Avg Unit Cost	% of Total Cost
Site: LINCOLN MIDDLE SCHOO - LINCOLN MIDDLE SCHOO							
Electricity	77,200	KWH	\$11,987.46	\$0.00	\$11,987.46	0.1553	76.30%
Natural Gas	3,614	CCF	\$2,496.74	\$0.00	\$2,496.74	0.6909	15.89%
Water	380	CCF	\$878.99	\$0.00	\$878.99	2.3131	5.59%
Sewer	166	CCF	\$348.43	\$0.00	\$348.43	2.0990	2.22%
Total Cost:			\$15,711.62	\$0.00	\$15,711.62		



Filters: Cost Center Name Not One Of DoNotReport; Billing Period Equal To 201003

el paso

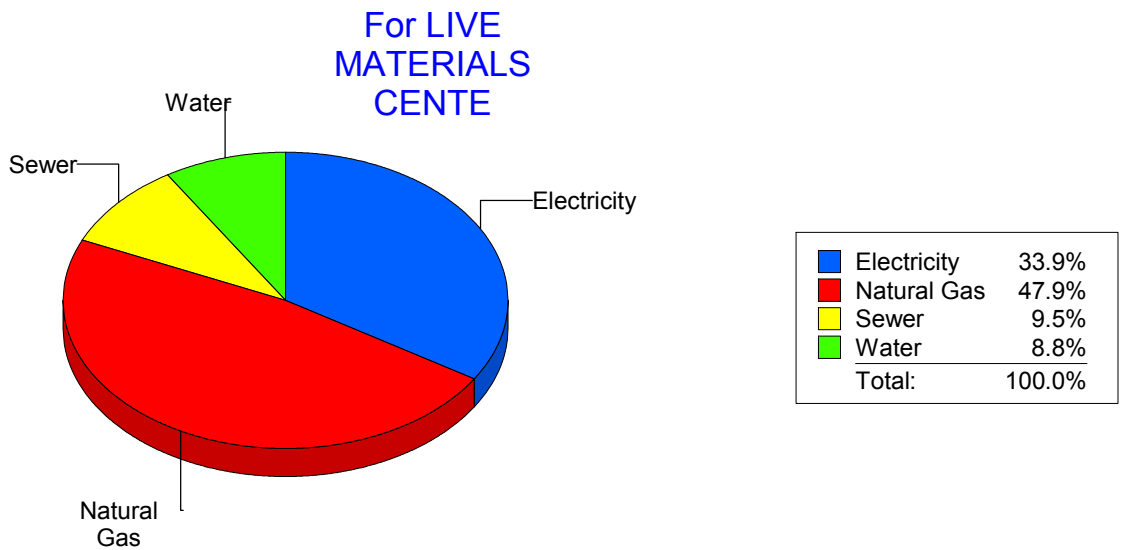
Energy CAP

Cost Avoidance Program

Cost Summary Graph

Grouped by Energy Type

Energy Type	Use	Units	Meter Cost	Special Charges	Total Cost	Avg Unit Cost	% of Total Cost
Site: LIVE MATERIALS CENTE - LIVE MATERIALS CENTE							
Electricity		457 KWH	\$99.49	\$0.00	\$99.49	0.2177	33.89%
Natural Gas		125 CCF	\$140.50	\$0.00	\$140.50	1.1240	47.86%
Water		3 CCF	\$25.75	\$0.00	\$25.75	8.5833	8.77%
Sewer		6 CCF	\$27.84	\$0.00	\$27.84	4.6400	9.48%
Total Cost:			\$293.58	\$0.00	\$293.58		



Filters: Cost Center Name Not One Of DoNotReport; Billing Period Equal To 201003

elpaso

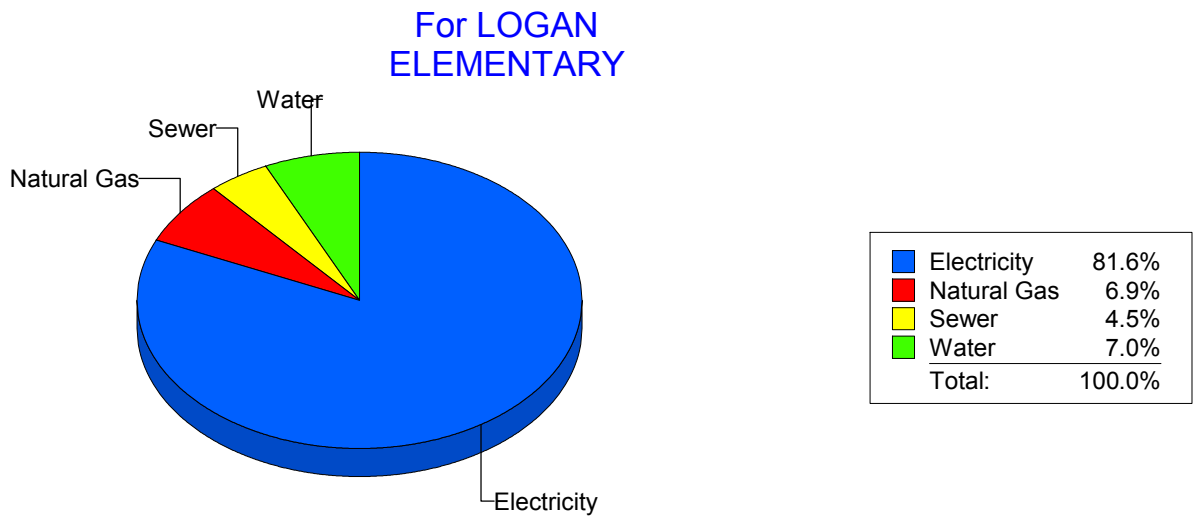
Energy CAP

Cost Avoidance Program

Cost Summary Graph

Grouped by Energy Type

Energy Type	Use	Units	Meter Cost	Special Charges	Total Cost	Avg Unit Cost	% of Total Cost
Site: LOGAN ELEMENTARY - LOGAN ELEMENTARY							
Electricity	16,700	KWH	\$2,768.89	\$0.00	\$2,768.89	0.1658	81.64%
Natural Gas	23	CCF	\$232.39	\$0.00	\$232.39	10.1039	6.85%
Water	120	CCF	\$236.63	\$0.00	\$236.63	1.9719	6.98%
Sewer	72	CCF	\$153.68	\$0.00	\$153.68	2.1344	4.53%
Total Cost:			\$3,391.59	\$0.00	\$3,391.59		



Filters: Cost Center Name Not One Of DoNotReport; Billing Period Equal To 201003

elpaso

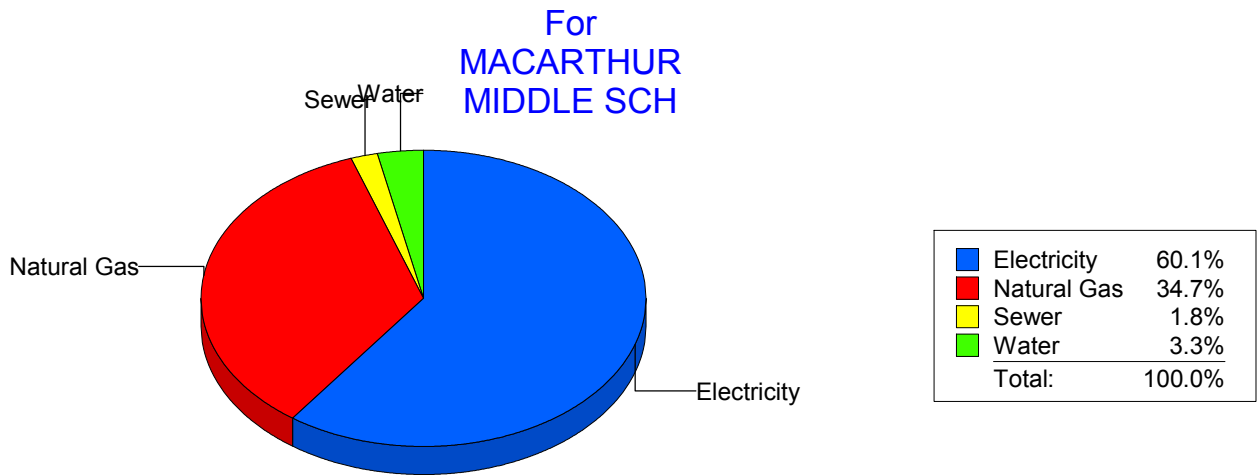
Energy CAP

Cost Avoidance Program

Cost Summary Graph

Grouped by Energy Type

Energy Type	Use	Units	Meter Cost	Special Charges	Total Cost	Avg Unit Cost	% of Total Cost
Site: MACARTHUR MIDDLE SCH - MACARTHUR MIDDLE SCH							
Electricity	67,440	KWH	\$8,845.05	\$0.00	\$8,845.05	0.1312	60.13%
Natural Gas	7,485	CCF	\$5,103.74	\$0.00	\$5,103.74	0.6819	34.70%
Water	177	CCF	\$491.27	\$0.00	\$491.27	2.7755	3.34%
Sewer	104	CCF	\$269.69	\$0.00	\$269.69	2.5932	1.83%
Total Cost:			\$14,709.75	\$0.00	\$14,709.75		



Filters: Cost Center Name Not One Of DoNotReport; Billing Period Equal To 201003

elpaso

Energy CAP

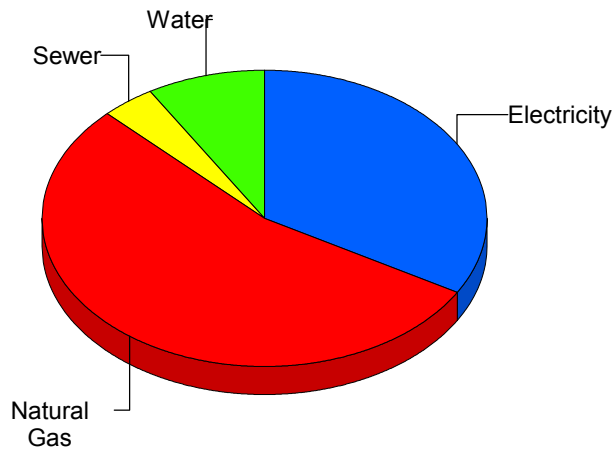
Cost Avoidance Program

Cost Summary Graph

Grouped by Energy Type

Energy Type	Use	Units	Meter Cost	Special Charges	Total Cost	Avg Unit Cost	% of Total Cost
Site: MAGOFFIN MIDDLE SCHO - MAGOFFIN MIDDLE SCHO							
Electricity	16,581	KWH	\$2,498.28	\$0.00	\$2,498.28	0.1507	33.21%
Natural Gas	5,979	CCF	\$4,089.31	\$0.00	\$4,089.31	0.6839	54.36%
Water	154	CCF	\$641.06	\$0.00	\$641.06	4.1627	8.52%
Sewer	65	CCF	\$294.50	\$0.00	\$294.50	4.5308	3.91%
Total Cost:			\$7,523.15	\$0.00	\$7,523.15		

For MAGOFFIN MIDDLE SCHO



Electricity	33.2%
Natural Gas	54.4%
Sewer	3.9%
Water	8.5%
Total:	100.0%

Filters: Cost Center Name Not One Of DoNotReport; Billing Period Equal To 201003

elpaso

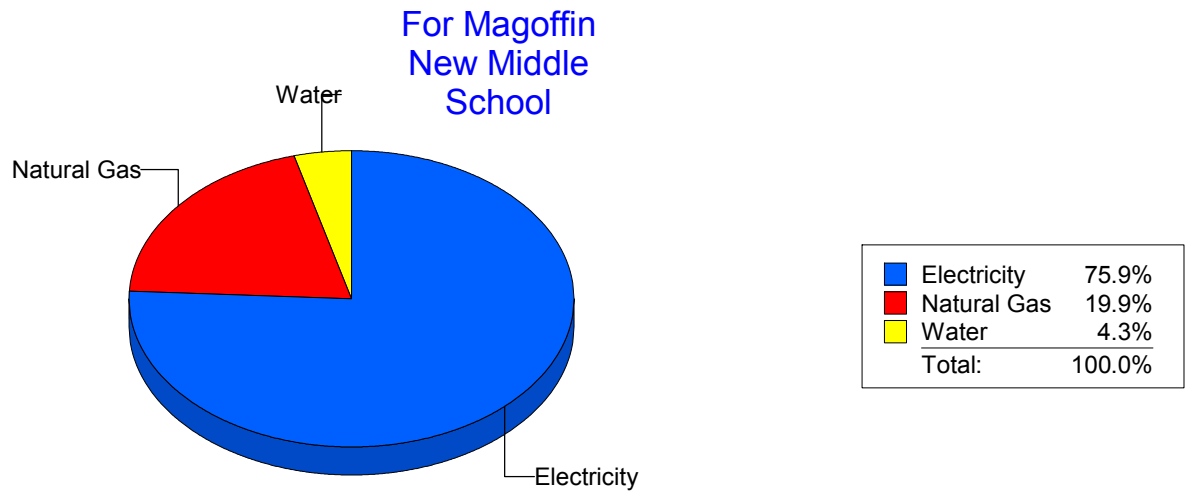
Energy CAP

Cost Avoidance Program

Cost Summary Graph

Grouped by Energy Type

Energy Type	Use	Units	Meter Cost	Special Charges	Total Cost	Avg Unit Cost	% of Total Cost
Site: MAGOFFINMIDDLESCHOOLN047 - Magoffin New Middle School							
Electricity	70,800	KWH	\$7,914.83	\$0.00	\$7,914.83	0.1118	75.87%
Natural Gas	2,982	CCF	\$2,070.92	\$0.00	\$2,070.92	0.6945	19.85%
Water	68	CCF	\$446.51	\$0.00	\$446.51	6.5663	4.28%
Total Cost:			\$10,432.26	\$0.00	\$10,432.26		



Filters: Cost Center Name Not One Of DoNotReport; Billing Period Equal To 201003

elpaso

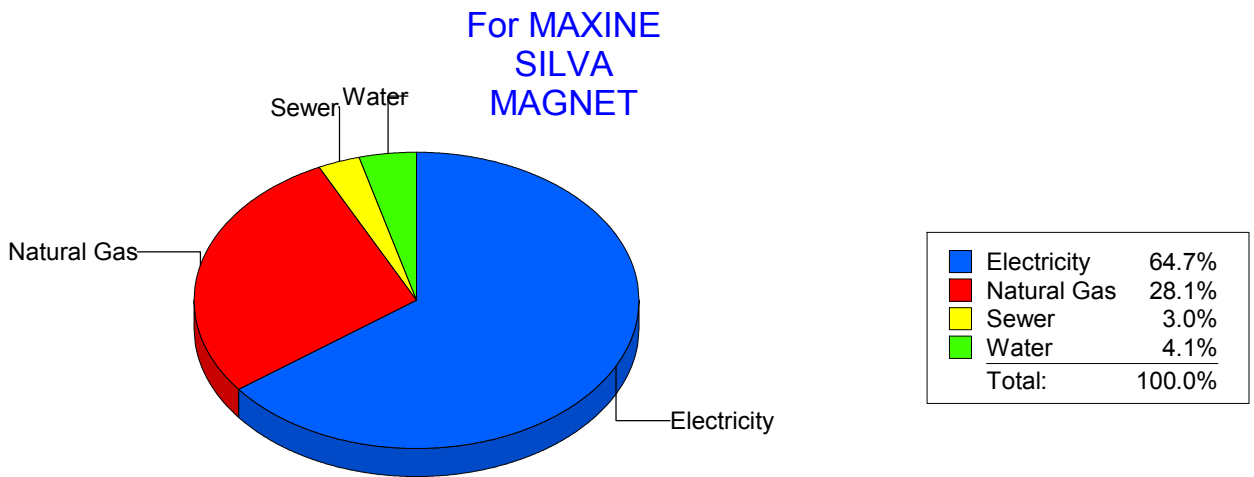
Energy CAP

Cost Avoidance Program

Cost Summary Graph

Grouped by Energy Type

Energy Type	Use	Units	Meter Cost	Special Charges	Total Cost	Avg Unit Cost	% of Total Cost
Site: MAXINE SILVA MAGNET - MAXINE SILVA MAGNET							
Electricity	39,300	KWH	\$5,739.63	\$0.00	\$5,739.63	0.1460	64.75%
Natural Gas	3,605	CCF	\$2,490.67	\$0.00	\$2,490.67	0.6909	28.10%
Water	151	CCF	\$365.97	\$0.00	\$365.97	2.4236	4.13%
Sewer	103	CCF	\$268.42	\$0.00	\$268.42	2.6060	3.03%
Total Cost:			\$8,864.69	\$0.00	\$8,864.69		



Filters: Cost Center Name Not One Of DoNotReport; Billing Period Equal To 201003

elpaso

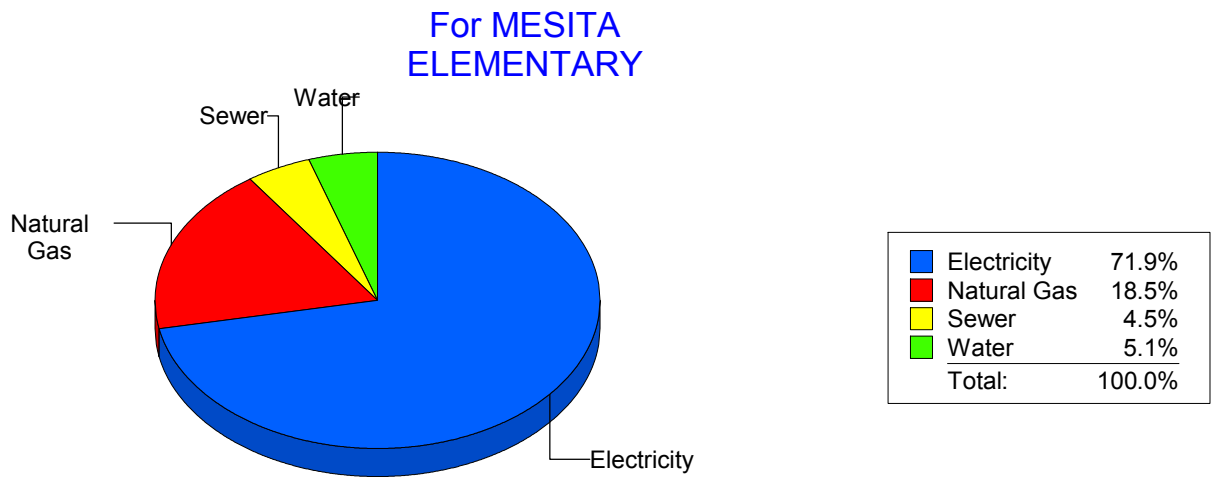
Energy CAP

Cost Avoidance Program

Cost Summary Graph

Grouped by Energy Type

Energy Type	Use	Units	Meter Cost	Special Charges	Total Cost	Avg Unit Cost	% of Total Cost
Site: MESITA ELEMENTARY - MESITA ELEMENTARY							
Electricity	54,360	KWH	\$7,973.72	\$0.00	\$7,973.72	0.1467	71.86%
Natural Gas	2,914	CCF	\$2,054.06	\$0.00	\$2,054.06	0.7049	18.51%
Water	122	CCF	\$565.21	\$0.00	\$565.21	4.6329	5.09%
Sewer	229	CCF	\$502.78	\$0.00	\$502.78	2.1955	4.53%
Total Cost:			\$11,095.77	\$0.00	\$11,095.77		



Filters: Cost Center Name Not One Of DoNotReport; Billing Period Equal To 201003

elpaso

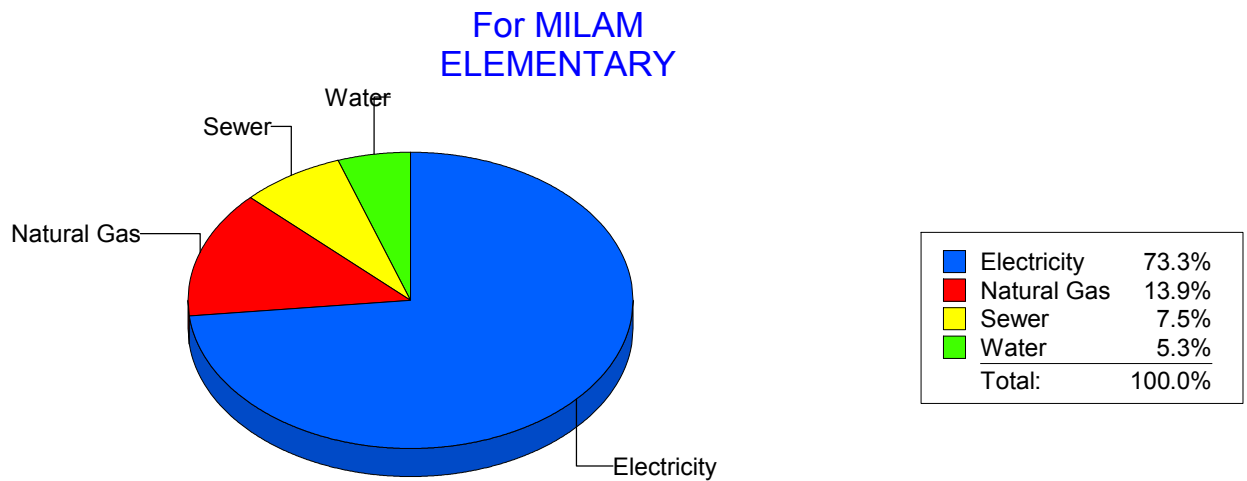
Energy CAP

Cost Avoidance Program

Cost Summary Graph

Grouped by Energy Type

Energy Type	Use	Units	Meter Cost	Special Charges	Total Cost	Avg Unit Cost	% of Total Cost
Site: MILAM ELEMENTARY - MILAM ELEMENTARY							
Electricity	18,000	KWH	\$3,073.23	\$0.00	\$3,073.23	0.1707	73.28%
Natural Gas	581	CCF	\$584.49	\$0.00	\$584.49	1.0060	13.94%
Water	66	CCF	\$220.89	\$0.00	\$220.89	3.3468	5.27%
Sewer	140	CCF	\$315.41	\$0.00	\$315.41	2.2529	7.52%
Total Cost:			\$4,194.02	\$0.00	\$4,194.02		



Filters: Cost Center Name Not One Of DoNotReport; Billing Period Equal To 201003

elpaso

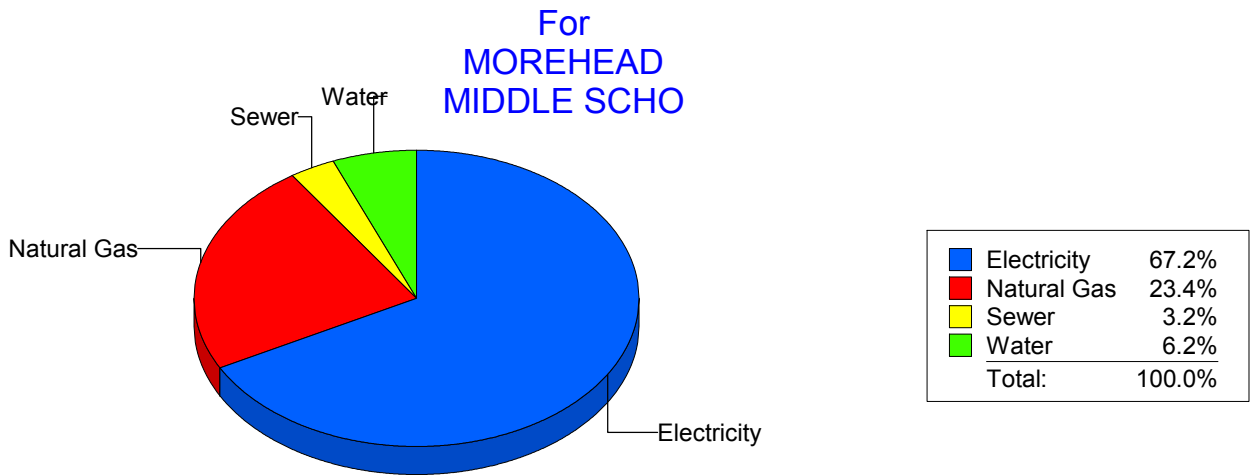
Energy CAP

Cost Avoidance Program

Cost Summary Graph

Grouped by Energy Type

Energy Type	Use	Units	Meter Cost	Special Charges	Total Cost	Avg Unit Cost	% of Total Cost
Site: MOREHEAD MIDDLE SCHO - MOREHEAD MIDDLE SCHO							
Electricity	68,633	KWH	\$8,923.60	\$0.00	\$8,923.60	0.1300	67.20%
Natural Gas	4,516	CCF	\$3,104.20	\$0.00	\$3,104.20	0.6874	23.37%
Water	537	CCF	\$824.45	\$0.00	\$824.45	1.5353	6.21%
Sewer	170	CCF	\$427.85	\$0.00	\$427.85	2.5168	3.22%
Total Cost:			\$13,280.10	\$0.00	\$13,280.10		



Filters: Cost Center Name Not One Of DoNotReport; Billing Period Equal To 201003

elpaso

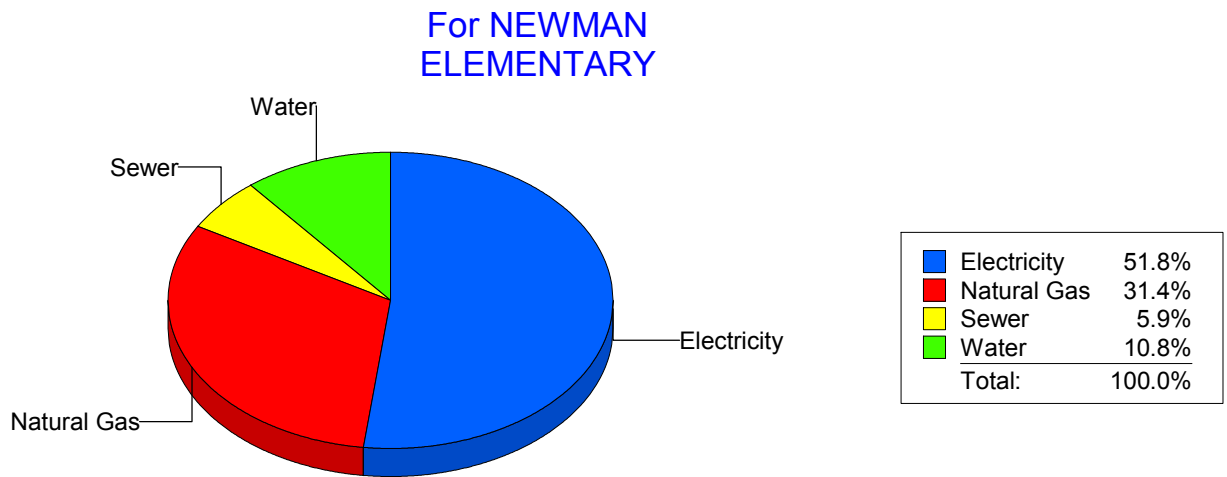
Energy CAP

Cost Avoidance Program

Cost Summary Graph

Grouped by Energy Type

Energy Type	Use	Units	Meter Cost	Special Charges	Total Cost	Avg Unit Cost	% of Total Cost
Site: NEWMAN ELEMENTARY - NEWMAN ELEMENTARY							
Electricity	20,243	KWH	\$3,247.91	\$0.00	\$3,247.91	0.1604	51.84%
Natural Gas	2,755	CCF	\$1,967.89	\$0.00	\$1,967.89	0.7143	31.41%
Water	355	CCF	\$678.57	\$0.00	\$678.57	1.9115	10.83%
Sewer	204	CCF	\$370.80	\$0.00	\$370.80	1.8176	5.92%
Total Cost:			\$6,265.17	\$0.00	\$6,265.17		



Filters: Cost Center Name Not One Of DoNotReport; Billing Period Equal To 201003

elpaso

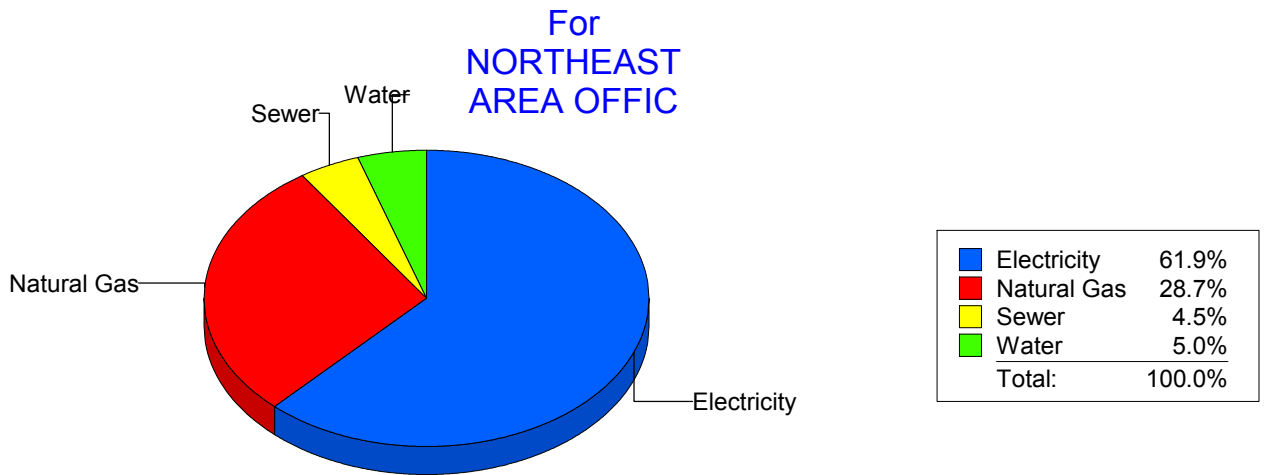
Energy CAP

Cost Avoidance Program

Cost Summary Graph

Grouped by Energy Type

Energy Type	Use	Units	Meter Cost	Special Charges	Total Cost	Avg Unit Cost	% of Total Cost
Site: NORTHEAST AREA OFFIC - NORTHEAST AREA OFFIC							
Electricity	5,480	KWH	\$695.57	\$0.00	\$695.57	0.1269	61.87%
Natural Gas	364	CCF	\$322.19	\$0.00	\$322.19	0.8851	28.66%
Water	9	CCF	\$55.85	\$0.00	\$55.85	6.2056	4.97%
Sewer	8	CCF	\$50.60	\$0.00	\$50.60	6.3250	4.50%
Total Cost:			\$1,124.21	\$0.00	\$1,124.21		



Filters: Cost Center Name Not One Of DoNotReport; Billing Period Equal To 201003

elpaso

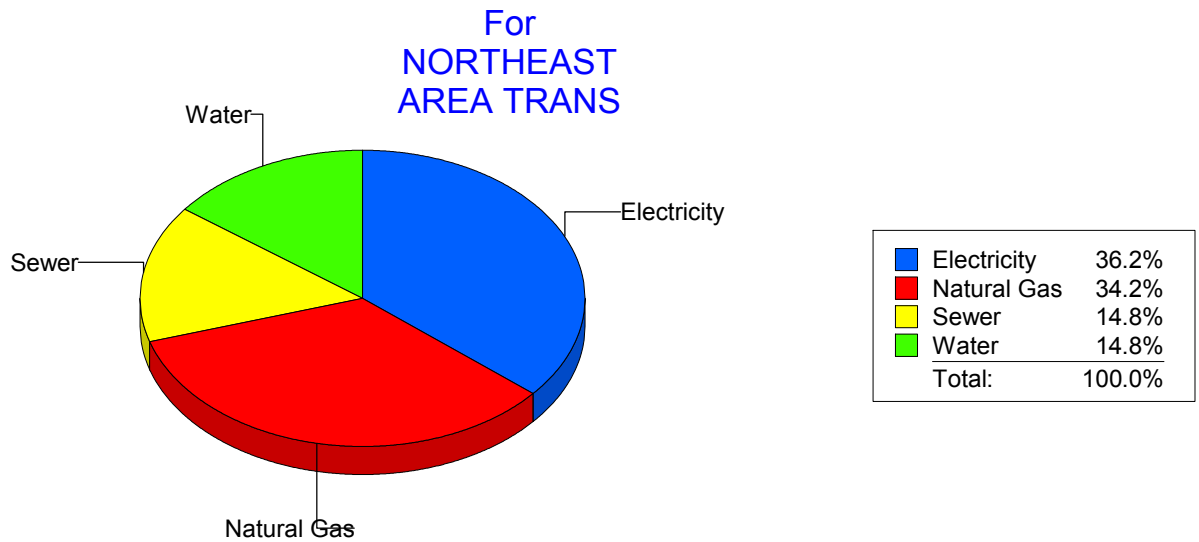
Energy CAP

Cost Avoidance Program

Cost Summary Graph

Grouped by Energy Type

Energy Type	Use	Units	Meter Cost	Special Charges	Total Cost	Avg Unit Cost	% of Total Cost
Site: NORTHEAST AREA TRANS - NORTHEAST AREA TRANS							
Electricity	4,801	KWH	\$631.94	\$0.00	\$631.94	0.1316	36.21%
Natural Gas	791	CCF	\$596.99	\$0.00	\$596.99	0.7547	34.20%
Water	45	CCF	\$258.73	\$0.00	\$258.73	5.7496	14.82%
Sewer	36	CCF	\$257.67	\$0.00	\$257.67	7.1575	14.76%
Total Cost:			\$1,745.33	\$0.00	\$1,745.33		



Filters: Cost Center Name Not One Of DoNotReport; Billing Period Equal To 201003

el Paso

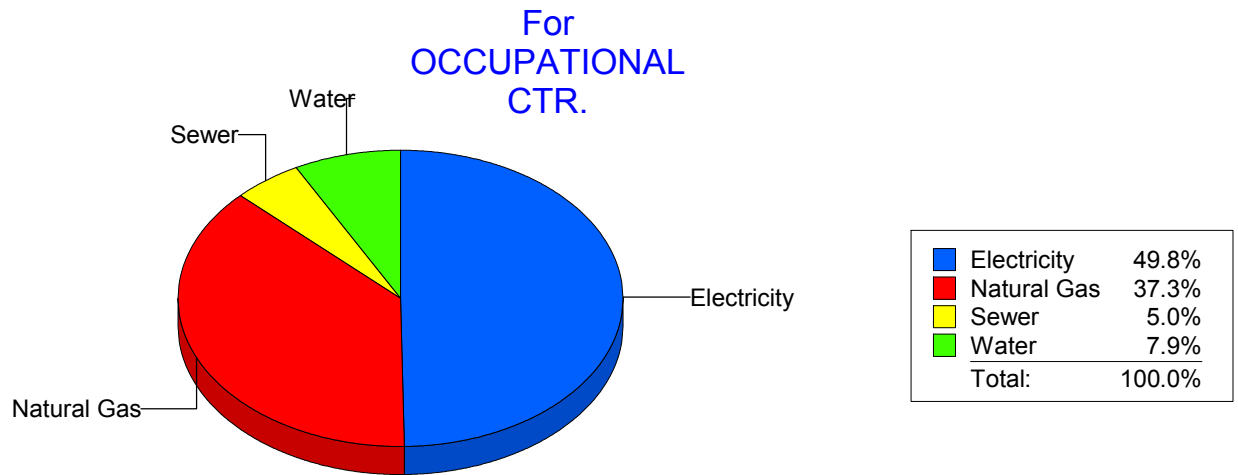
Energy CAP

Cost Avoidance Program

Cost Summary Graph

Grouped by Energy Type

Energy Type	Use	Units	Meter Cost	Special Charges	Total Cost	Avg Unit Cost	% of Total Cost
Site: OCCUPATIONAL CTR. - OCCUPATIONAL CTR.							
Electricity	5,400	KWH	\$740.65	\$0.00	\$740.65	0.1372	49.81%
Natural Gas	764	CCF	\$554.50	\$0.00	\$554.50	0.7258	37.29%
Water	29	CCF	\$116.85	\$0.00	\$116.85	4.0293	7.86%
Sewer	20	CCF	\$74.88	\$0.00	\$74.88	3.7440	5.04%
Total Cost:			\$1,486.88	\$0.00	\$1,486.88		



Filters: Cost Center Name Not One Of DoNotReport; Billing Period Equal To 201003

elpaso

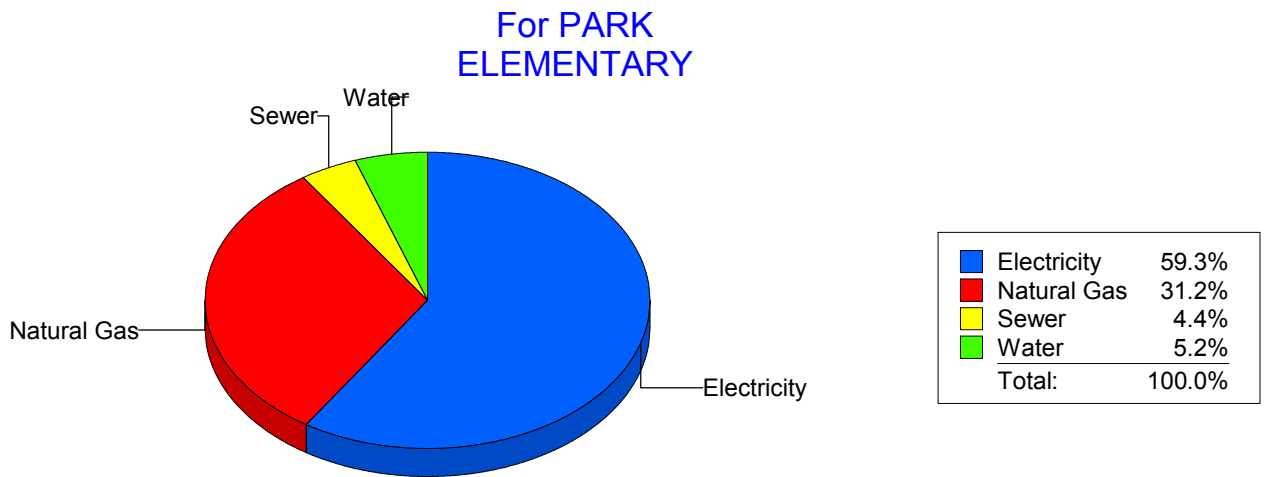
Energy CAP

Cost Avoidance Program

Cost Summary Graph

Grouped by Energy Type

Energy Type	Use	Units	Meter Cost	Special Charges	Total Cost	Avg Unit Cost	% of Total Cost
Site: PARK ELEMENTARY - PARK ELEMENTARY							
Electricity	22,311	KWH	\$4,086.80	\$0.00	\$4,086.80	0.1832	59.30%
Natural Gas	3,011	CCF	\$2,148.48	\$0.00	\$2,148.48	0.7135	31.17%
Water	130	CCF	\$356.07	\$0.00	\$356.07	2.7390	5.17%
Sewer	100	CCF	\$300.96	\$0.00	\$300.96	3.0096	4.37%
Total Cost:			\$6,892.31	\$0.00	\$6,892.31		



Filters: Cost Center Name Not One Of DoNotReport; Billing Period Equal To 201003

elpaso

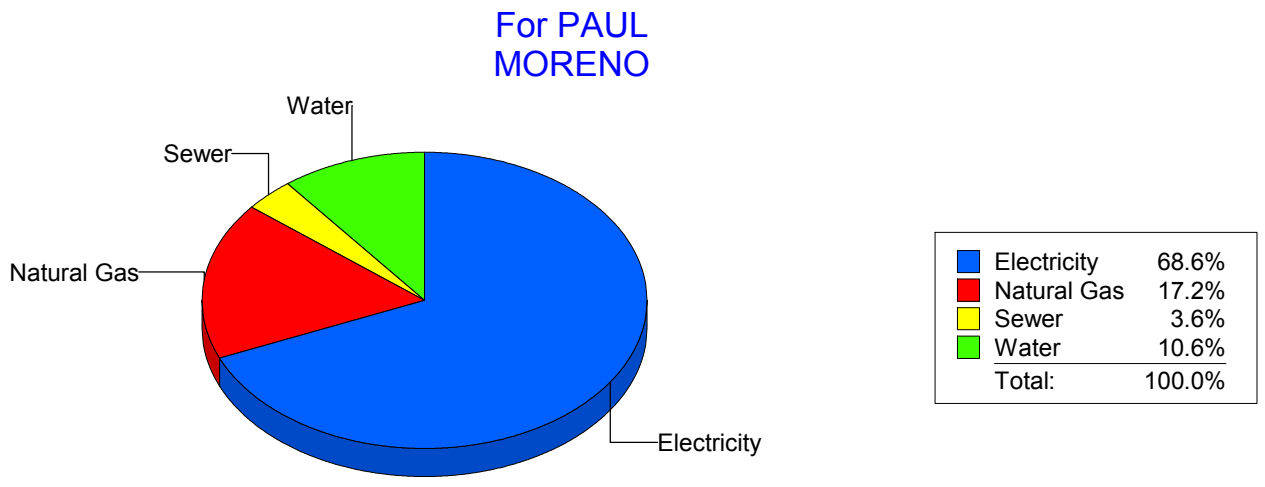
Energy CAP

Cost Avoidance Program

Cost Summary Graph

Grouped by Energy Type

Energy Type	Use	Units	Meter Cost	Special Charges	Total Cost	Avg Unit Cost	% of Total Cost
Site: PAUL MORENO - PAUL MORENO							
Electricity	37,200	KWH	\$5,448.36	\$0.00	\$5,448.36	0.1465	68.61%
Natural Gas	1,914	CCF	\$1,366.60	\$0.00	\$1,366.60	0.7140	17.21%
Water	194	CCF	\$841.06	\$0.00	\$841.06	4.3354	10.59%
Sewer	77	CCF	\$284.88	\$0.00	\$284.88	3.6997	3.59%
Total Cost:			\$7,940.90	\$0.00	\$7,940.90		



Filters: Cost Center Name Not One Of DoNotReport; Billing Period Equal To 201003

elpaso

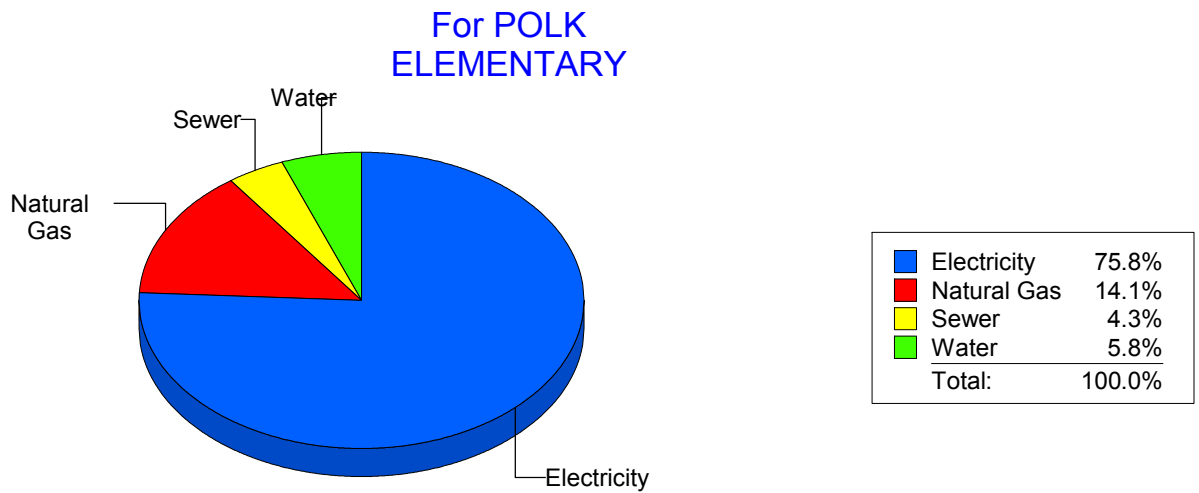
Energy CAP

Cost Avoidance Program

Cost Summary Graph

Grouped by Energy Type

Energy Type	Use	Units	Meter Cost	Special Charges	Total Cost	Avg Unit Cost	% of Total Cost
Site: POLK ELEMENTARY - POLK ELEMENTARY							
Electricity	33,310	KWH	\$5,631.71	\$0.00	\$5,631.71	0.1691	75.76%
Natural Gas	1,439	CCF	\$1,049.38	\$0.00	\$1,049.38	0.7292	14.12%
Water	210	CCF	\$429.69	\$0.00	\$429.69	2.0461	5.78%
Sewer	146	CCF	\$323.03	\$0.00	\$323.03	2.2125	4.35%
Total Cost:			\$7,433.81	\$0.00	\$7,433.81		



Filters: Cost Center Name Not One Of DoNotReport; Billing Period Equal To 201003

elpaso

Energy CAP

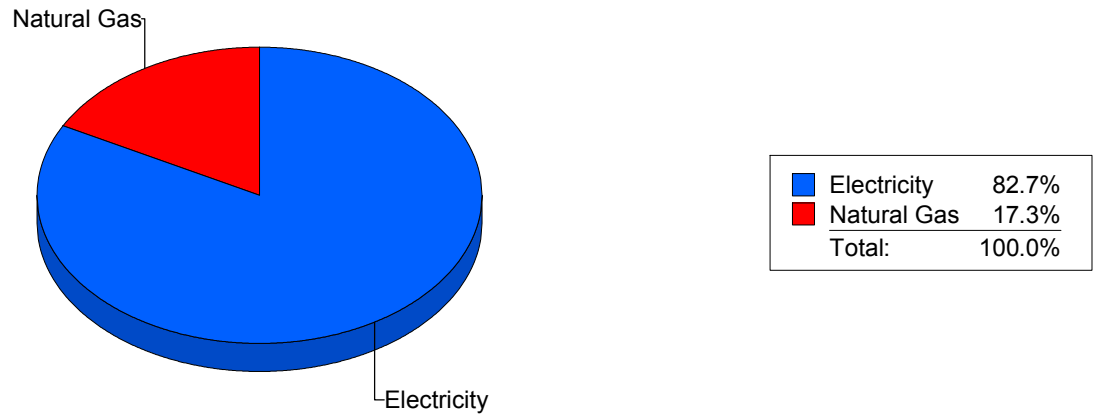
Cost Avoidance Program

Cost Summary Graph

Grouped by Energy Type

Energy Type	Use	Units	Meter Cost	Special Charges	Total Cost	Avg Unit Cost	% of Total Cost
Site: 175 - POWELL							
Electricity	33,000	KWH	\$8,942.98	\$0.00	\$8,942.98	0.2710	82.73%
Natural Gas	2,683	CCF	\$1,866.49	\$0.00	\$1,866.49	0.6957	17.27%
Total Cost:			\$10,809.47	\$0.00	\$10,809.47		

For POWELL



Filters: Cost Center Name Not One Of DoNotReport; Billing Period Equal To 201003

el paso

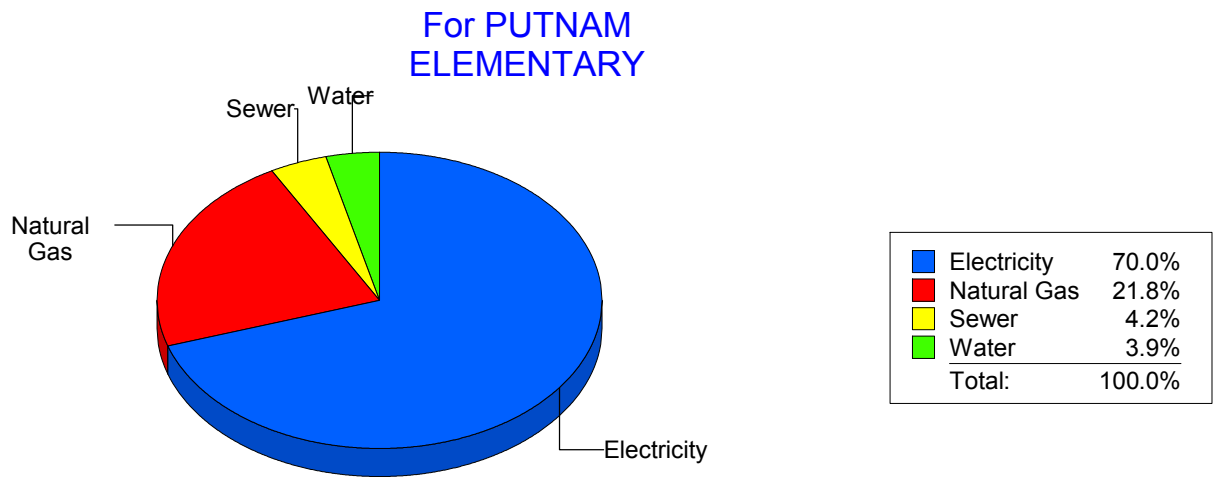
Energy CAP

Cost Avoidance Program

Cost Summary Graph

Grouped by Energy Type

Energy Type	Use	Units	Meter Cost	Special Charges	Total Cost	Avg Unit Cost	% of Total Cost
Site: PUTNAM ELEMENTARY - PUTNAM ELEMENTARY							
Electricity	29,170	KWH	\$4,553.70	\$0.00	\$4,553.70	0.1561	70.05%
Natural Gas	1,991	CCF	\$1,419.24	\$0.00	\$1,419.24	0.7128	21.83%
Water	131	CCF	\$254.49	\$0.00	\$254.49	1.9427	3.91%
Sewer	158	CCF	\$273.38	\$0.00	\$273.38	1.7303	4.21%
Total Cost:			\$6,500.81	\$0.00	\$6,500.81		



Filters: Cost Center Name Not One Of DoNotReport; Billing Period Equal To 201003

elpaso

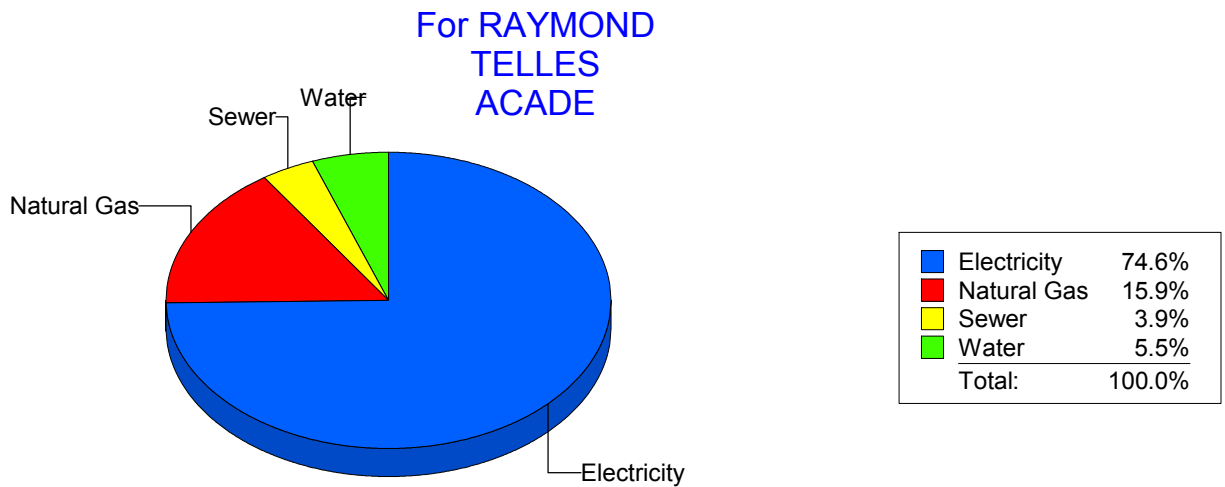
Energy CAP

Cost Avoidance Program

Cost Summary Graph

Grouped by Energy Type

Energy Type	Use	Units	Meter Cost	Special Charges	Total Cost	Avg Unit Cost	% of Total Cost
Site: RAYMOND TELLES ACADE - RAYMOND TELLES ACADE							
Electricity	33,200	KWH	\$4,436.25	\$0.00	\$4,436.25	0.1336	74.64%
Natural Gas	1,335	CCF	\$944.88	\$0.00	\$944.88	0.7078	15.90%
Water	125	CCF	\$328.27	\$0.00	\$328.27	2.6262	5.52%
Sewer	76	CCF	\$234.13	\$0.00	\$234.13	3.0807	3.94%
Total Cost:			\$5,943.53	\$0.00	\$5,943.53		



Filters: Cost Center Name Not One Of DoNotReport; Billing Period Equal To 201003

elpaso

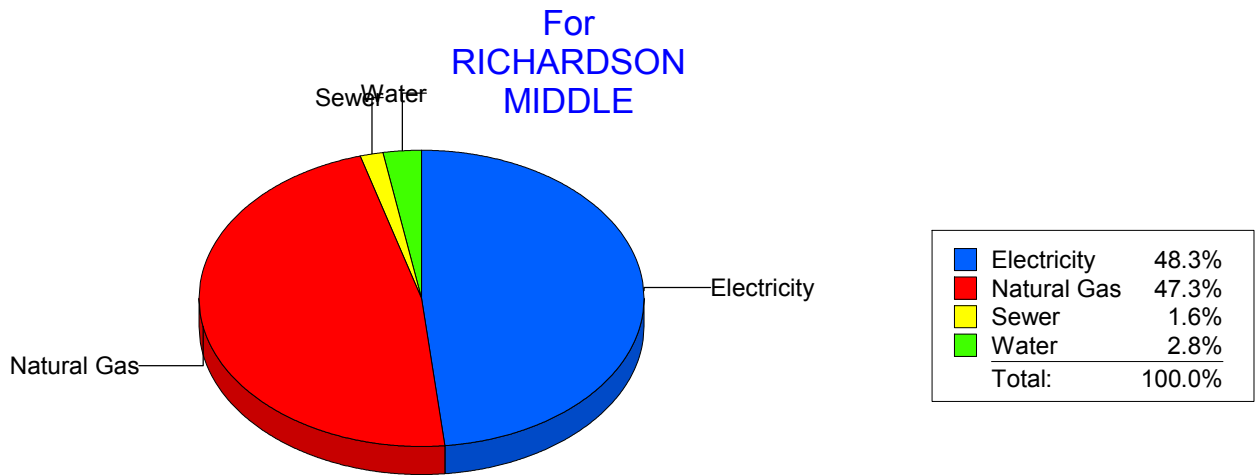
Energy CAP

Cost Avoidance Program

Cost Summary Graph

Grouped by Energy Type

Energy Type	Use	Units	Meter Cost	Special Charges	Total Cost	Avg Unit Cost	% of Total Cost
Site: RICHARDSON MIDDLE - RICHARDSON MIDDLE							
Electricity	62,400	KWH	\$8,456.03	\$0.00	\$8,456.03	0.1355	48.33%
Natural Gas	12,184	CCF	\$8,268.38	\$0.00	\$8,268.38	0.6786	47.26%
Water	148	CCF	\$486.81	\$0.00	\$486.81	3.2893	2.78%
Sewer	116	CCF	\$284.93	\$0.00	\$284.93	2.4563	1.63%
Total Cost:			\$17,496.15	\$0.00	\$17,496.15		



Filters: Cost Center Name Not One Of DoNotReport; Billing Period Equal To 201003

elpaso

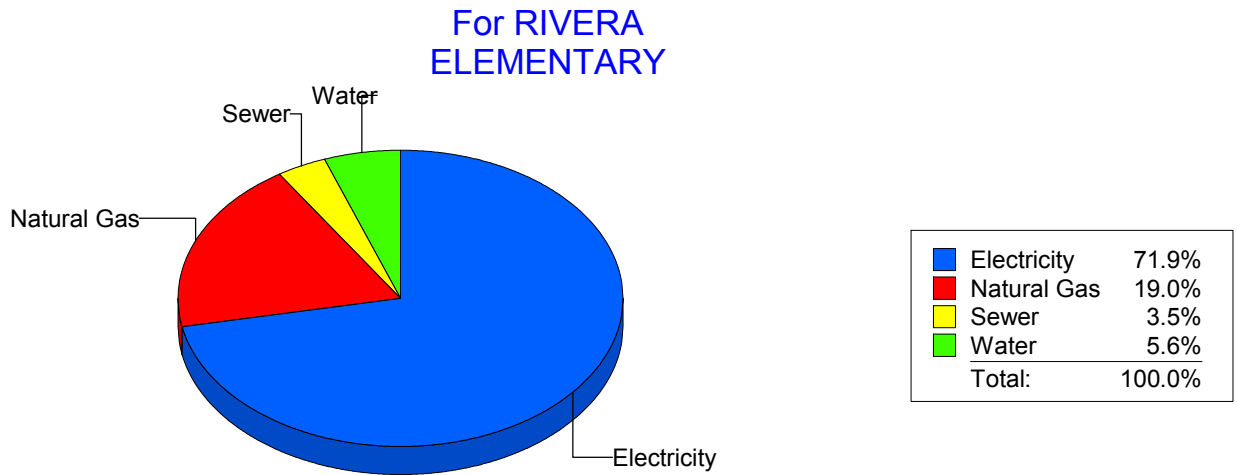
Energy CAP

Cost Avoidance Program

Cost Summary Graph

Grouped by Energy Type

Energy Type	Use	Units	Meter Cost	Special Charges	Total Cost	Avg Unit Cost	% of Total Cost
Site: RIVERA ELEMENTARY - RIVERA ELEMENTARY							
Electricity	37,800	KWH	\$5,719.61	\$0.00	\$5,719.61	0.1513	71.89%
Natural Gas	2,123	CCF	\$1,508.86	\$0.00	\$1,508.86	0.7107	18.96%
Water	156	CCF	\$445.22	\$0.00	\$445.22	2.8540	5.60%
Sewer	114	CCF	\$282.39	\$0.00	\$282.39	2.4771	3.55%
Total Cost:			\$7,956.08	\$0.00	\$7,956.08		



Filters: Cost Center Name Not One Of DoNotReport; Billing Period Equal To 201003

elpaso

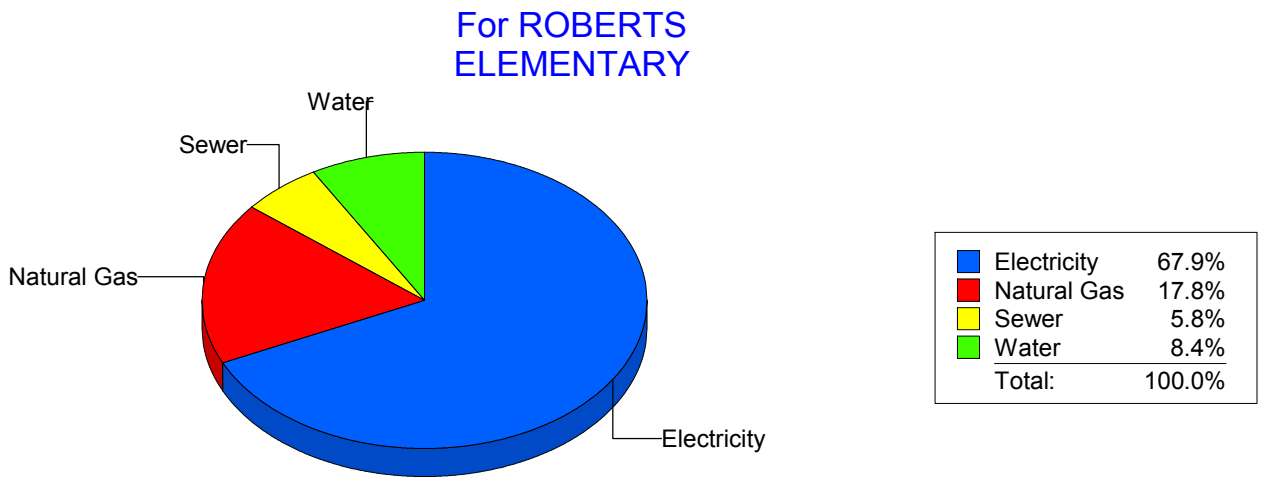
Energy CAP

Cost Avoidance Program

Cost Summary Graph

Grouped by Energy Type

Energy Type	Use	Units	Meter Cost	Special Charges	Total Cost	Avg Unit Cost	% of Total Cost
Site: ROBERTS ELEMENTARY - ROBERTS ELEMENTARY							
Electricity	36,743	KWH	\$4,607.84	\$0.00	\$4,607.84	0.1254	67.92%
Natural Gas	1,684	CCF	\$1,207.74	\$0.00	\$1,207.74	0.7172	17.80%
Water	294	CCF	\$572.89	\$0.00	\$572.89	1.9486	8.44%
Sewer	195	CCF	\$395.37	\$0.00	\$395.37	2.0275	5.83%
Total Cost:			\$6,783.84	\$0.00	\$6,783.84		



Filters: Cost Center Name Not One Of DoNotReport; Billing Period Equal To 201003

elpaso

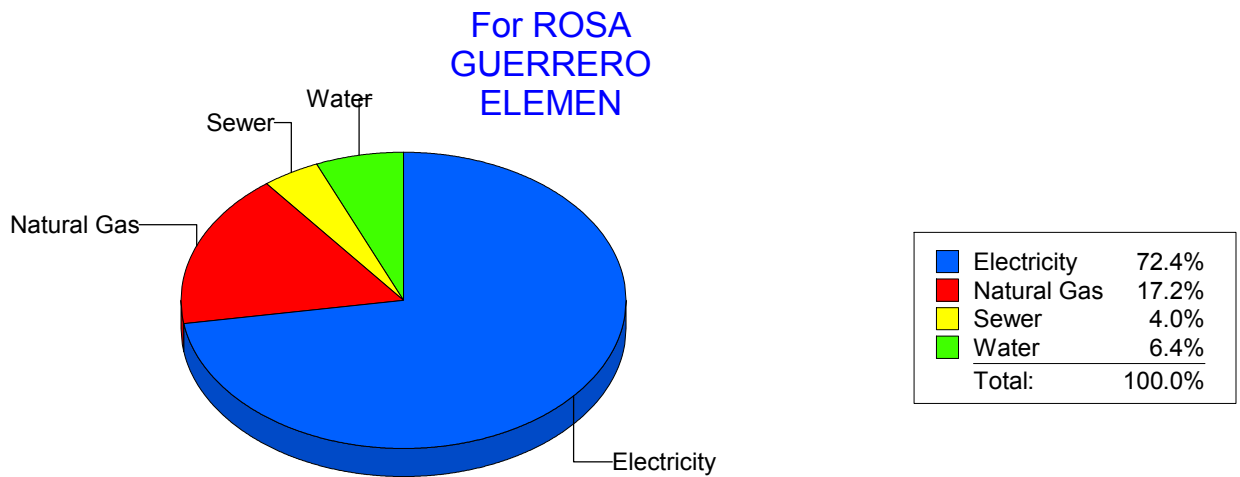
Energy CAP

Cost Avoidance Program

Cost Summary Graph

Grouped by Energy Type

Energy Type	Use	Units	Meter Cost	Special Charges	Total Cost	Avg Unit Cost	% of Total Cost
Site: ROSA GUERRERO ELEMEN - ROSA GUERRERO ELEMEN							
Electricity	42,340	KWH	\$6,897.70	\$0.00	\$6,897.70	0.1629	72.38%
Natural Gas	2,304	CCF	\$1,639.20	\$0.00	\$1,639.20	0.7115	17.20%
Water	340	CCF	\$614.26	\$0.00	\$614.26	1.8066	6.45%
Sewer	141	CCF	\$378.92	\$0.00	\$378.92	2.6874	3.98%
Total Cost:			\$9,530.08	\$0.00	\$9,530.08		



Filters: Cost Center Name Not One Of DoNotReport; Billing Period Equal To 201003

elpaso

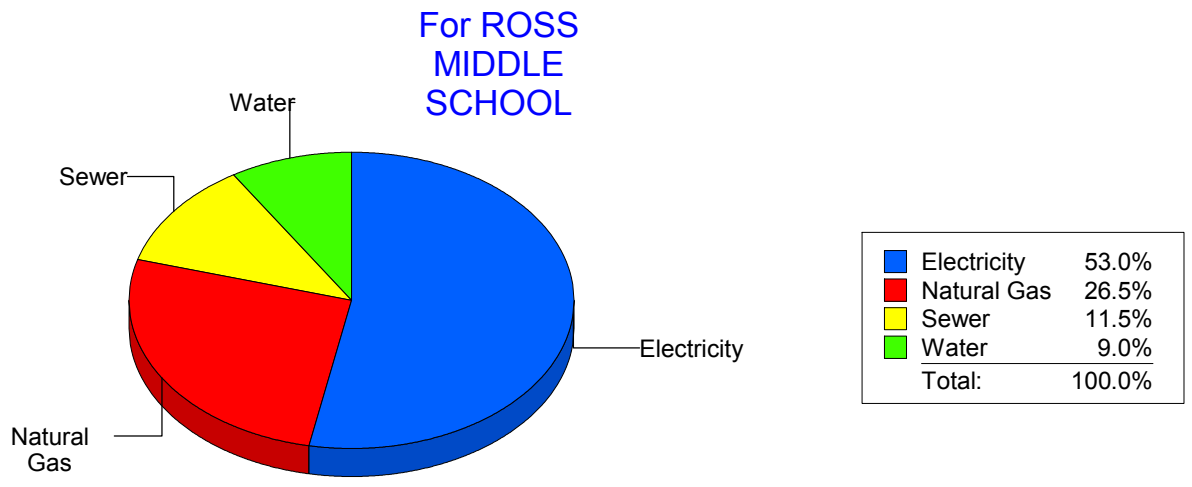
Energy CAP

Cost Avoidance Program

Cost Summary Graph

Grouped by Energy Type

Energy Type	Use	Units	Meter Cost	Special Charges	Total Cost	Avg Unit Cost	% of Total Cost
Site: ROSS MIDDLE SCHOOL - ROSS MIDDLE SCHOOL							
Electricity	41,778	KWH	\$6,397.29	\$0.00	\$6,397.29	0.1531	53.01%
Natural Gas	4,656	CCF	\$3,198.48	\$0.00	\$3,198.48	0.6870	26.50%
Water	660	CCF	\$1,082.19	\$0.00	\$1,082.19	1.6397	8.97%
Sewer	987	CCF	\$1,391.10	\$0.00	\$1,391.10	1.4094	11.53%
Total Cost:			\$12,069.06	\$0.00	\$12,069.06		



Filters: Cost Center Name Not One Of DoNotReport; Billing Period Equal To 201003

elpaso

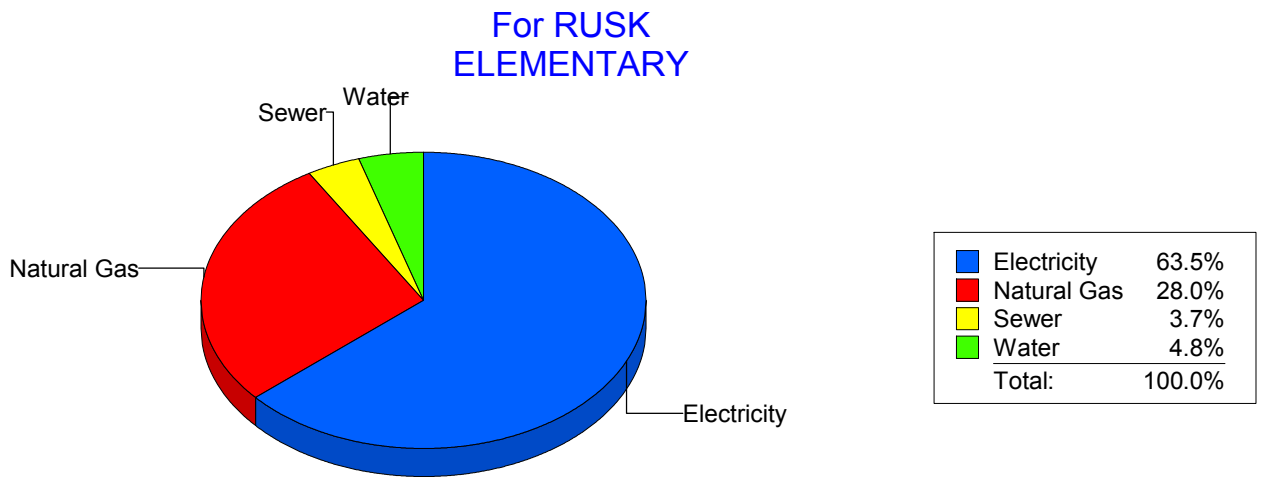
Energy CAP

Cost Avoidance Program

Cost Summary Graph

Grouped by Energy Type

Energy Type	Use	Units	Meter Cost	Special Charges	Total Cost	Avg Unit Cost	% of Total Cost
Site: RUSK ELEMENTARY - RUSK ELEMENTARY							
Electricity	20,215	KWH	\$3,207.93	\$0.00	\$3,207.93	0.1587	63.51%
Natural Gas	1,984	CCF	\$1,413.46	\$0.00	\$1,413.46	0.7124	27.98%
Water	117	CCF	\$242.98	\$0.00	\$242.98	2.0768	4.81%
Sewer	90	CCF	\$186.65	\$0.00	\$186.65	2.0739	3.70%
Total Cost:			\$5,051.02	\$0.00	\$5,051.02		



Filters: Cost Center Name Not One Of DoNotReport; Billing Period Equal To 201003

el paso

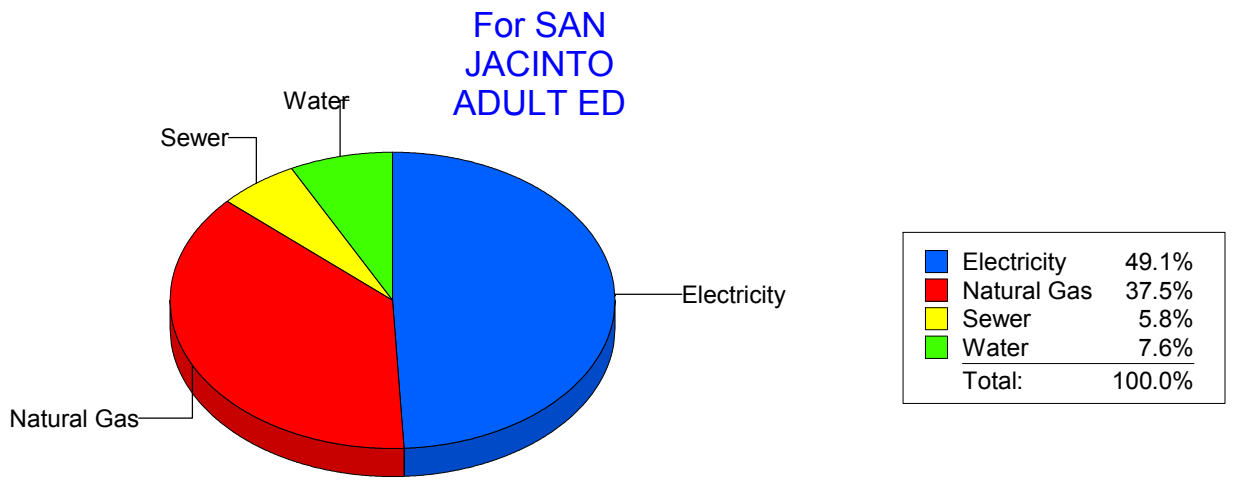
Energy CAP

Cost Avoidance Program

Cost Summary Graph

Grouped by Energy Type

Energy Type	Use	Units	Meter Cost	Special Charges	Total Cost	Avg Unit Cost	% of Total Cost
Site: SAN JACINTO ADULT ED - SAN JACINTO ADULT ED							
Electricity	5,200	KWH	\$926.48	\$0.00	\$926.48	0.1782	49.05%
Natural Gas	990	CCF	\$709.20	\$0.00	\$709.20	0.7164	37.55%
Water	56	CCF	\$143.83	\$0.00	\$143.83	2.5684	7.62%
Sewer	37	CCF	\$109.23	\$0.00	\$109.23	2.9522	5.78%
Total Cost:			\$1,888.74	\$0.00	\$1,888.74		



Filters: Cost Center Name Not One Of DoNotReport; Billing Period Equal To 201003

elpaso

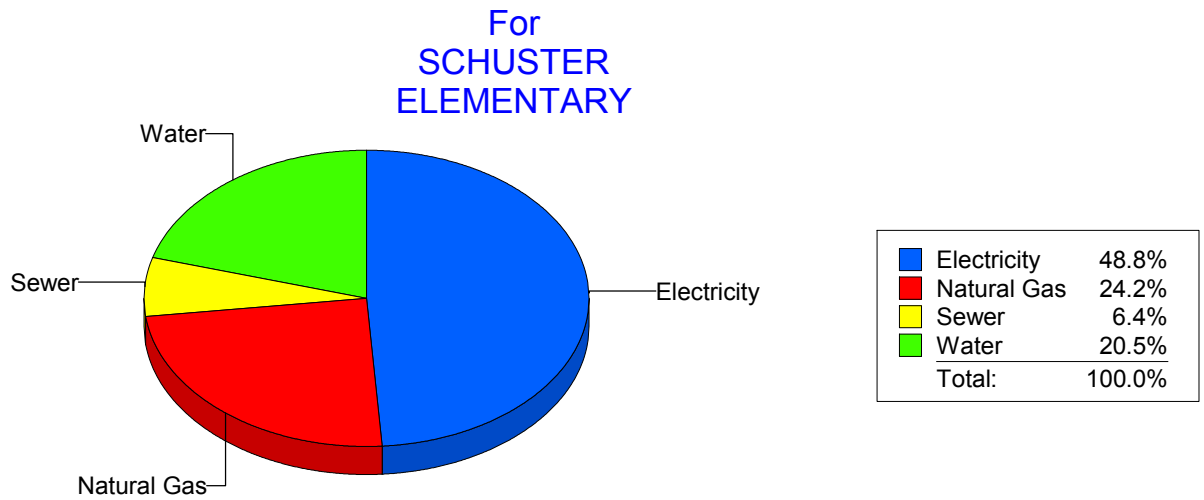
Energy CAP

Cost Avoidance Program

Cost Summary Graph

Grouped by Energy Type

Energy Type	Use	Units	Meter Cost	Special Charges	Total Cost	Avg Unit Cost	% of Total Cost
Site: SCHUSTER ELEMENTARY - SCHUSTER ELEMENTARY							
Electricity	15,840	KWH	\$2,145.47	\$0.00	\$2,145.47	0.1354	48.84%
Natural Gas	1,509	CCF	\$1,063.85	\$0.00	\$1,063.85	0.7050	24.22%
Water	412	CCF	\$901.83	\$0.00	\$901.83	2.1889	20.53%
Sewer	173	CCF	\$281.95	\$0.00	\$281.95	1.6298	6.42%
Total Cost:			\$4,393.10	\$0.00	\$4,393.10		



Filters: Cost Center Name Not One Of DoNotReport; Billing Period Equal To 201003

el Paso

Energy CAP

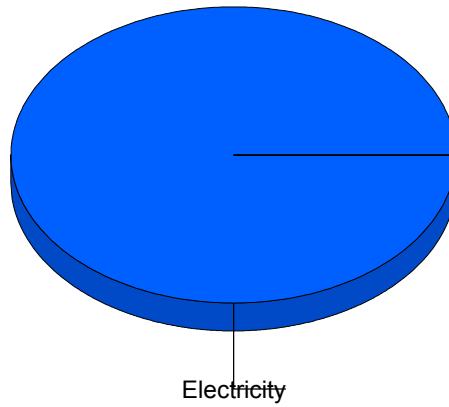
Cost Avoidance Program

Cost Summary Graph

Grouped by Energy Type

Energy Type	Use	Units	Meter Cost	Special Charges	Total Cost	Avg Unit Cost	% of Total Cost
Site: SKYPARKIB1 - Sky Park I B1							
Electricity	1,948	KWH	\$290.23	\$0.00	\$290.23	0.1490	100.00%
Total Cost:			\$290.23	\$0.00	\$290.23		

For Sky Park I
B1



Electricity	100.0%
Total:	100.0%

Filters: Cost Center Name Not One Of DoNotReport; Billing Period Equal To 201003

elpaso

Energy CAP

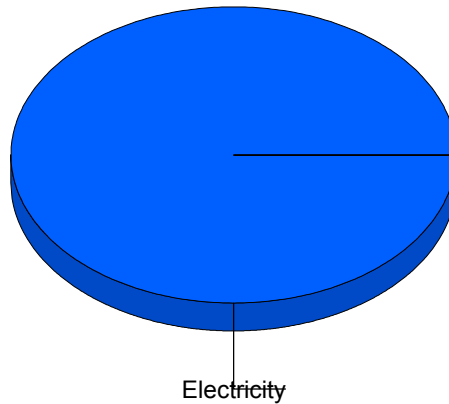
Cost Avoidance Program

Cost Summary Graph

Grouped by Energy Type

Energy Type	Use	Units	Meter Cost	Special Charges	Total Cost	Avg Unit Cost	% of Total Cost
Site: SKYPARK - Skypark Electricity	1,586	KWH	\$240.91	\$0.00	\$240.91	0.1519	100.00%
Total Cost:			\$240.91	\$0.00	\$240.91		

For Skypark



■ Electricity	100.0%
Total:	100.0%

Filters: Cost Center Name Not One Of DoNotReport; Billing Period Equal To 201003

el paso

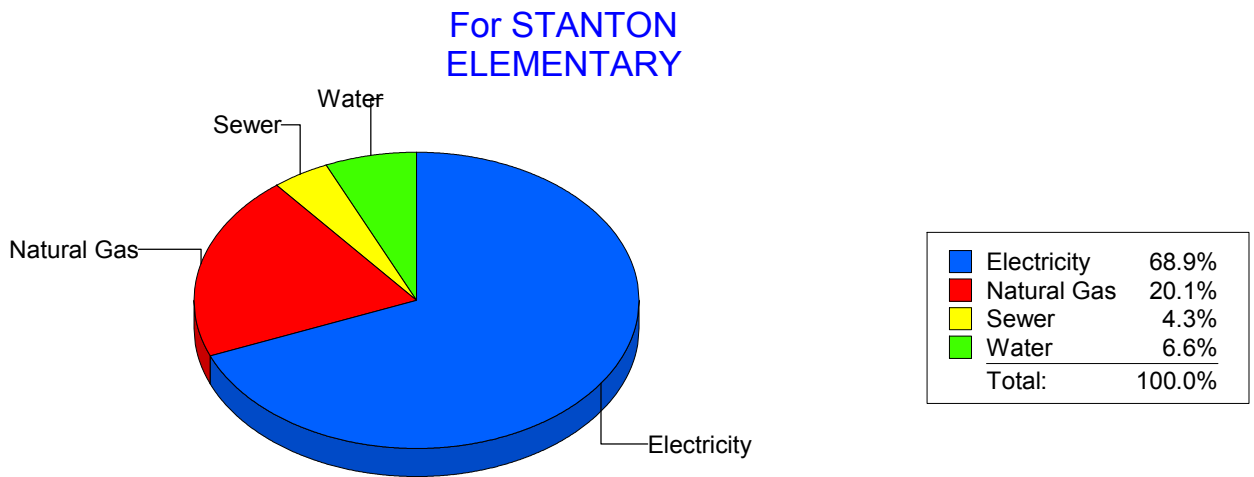
Energy CAP

Cost Avoidance Program

Cost Summary Graph

Grouped by Energy Type

Energy Type	Use	Units	Meter Cost	Special Charges	Total Cost	Avg Unit Cost	% of Total Cost
Site: STANTON ELEMENTARY - STANTON ELEMENTARY							
Electricity	21,552	KWH	\$3,755.59	\$0.00	\$3,755.59	0.1743	68.93%
Natural Gas	1,509	CCF	\$1,096.95	\$0.00	\$1,096.95	0.7269	20.13%
Water	167	CCF	\$360.74	\$0.00	\$360.74	2.1601	6.62%
Sewer	97	CCF	\$234.91	\$0.00	\$234.91	2.4218	4.31%
Total Cost:			\$5,448.19	\$0.00	\$5,448.19		



Filters: Cost Center Name Not One Of DoNotReport; Billing Period Equal To 201003

elpaso

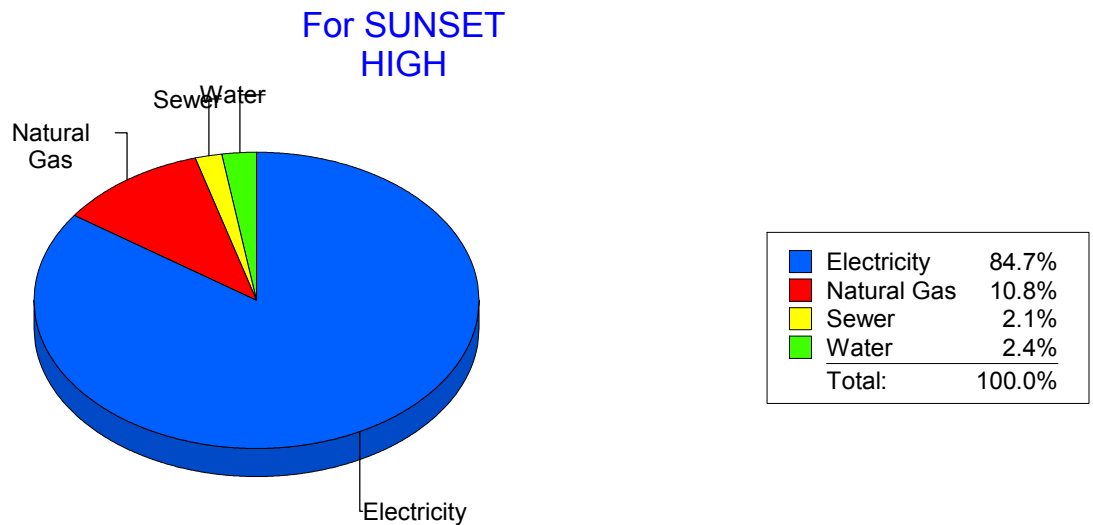
Energy CAP

Cost Avoidance Program

Cost Summary Graph

Grouped by Energy Type

Energy Type	Use	Units	Meter Cost	Special Charges	Total Cost	Avg Unit Cost	% of Total Cost
Site: SUNSET HIGH - SUNSET HIGH							
Electricity	21,840	KWH	\$3,563.62	\$0.00	\$3,563.62	0.1632	84.70%
Natural Gas	619	CCF	\$455.54	\$0.00	\$455.54	0.7359	10.83%
Water	27	CCF	\$101.78	\$0.00	\$101.78	3.7696	2.42%
Sewer	19	CCF	\$86.37	\$0.00	\$86.37	4.5458	2.05%
Total Cost:			\$4,207.31	\$0.00	\$4,207.31		



Filters: Cost Center Name Not One Of DoNotReport; Billing Period Equal To 201003

el paso

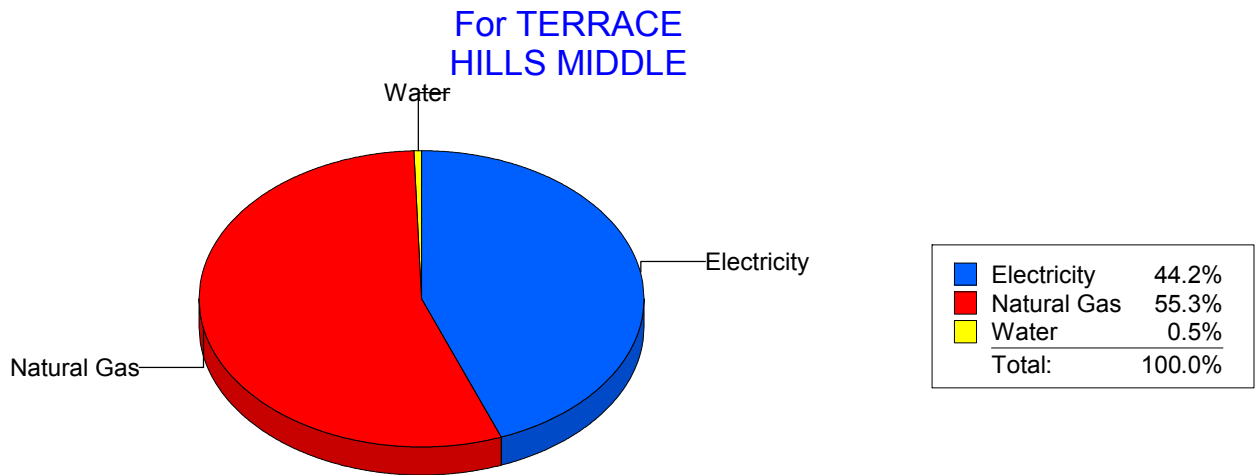
Energy CAP

Cost Avoidance Program

Cost Summary Graph

Grouped by Energy Type

Energy Type	Use	Units	Meter Cost	Special Charges	Total Cost	Avg Unit Cost	% of Total Cost
Site: TERRACE HILLS MIDDLE - TERRACE HILLS MIDDLE							
Electricity	25,200	KWH	\$3,322.03	\$0.00	\$3,322.03	0.1318	44.21%
Natural Gas	6,022	CCF	\$4,156.00	\$0.00	\$4,156.00	0.6901	55.31%
Water	0	CCF	\$36.36	\$0.00	\$36.36	0.0000	0.48%
Total Cost:			\$7,514.39	\$0.00	\$7,514.39		



Filters: Cost Center Name Not One Of DoNotReport; Billing Period Equal To 201003

elpaso

Energy CAP

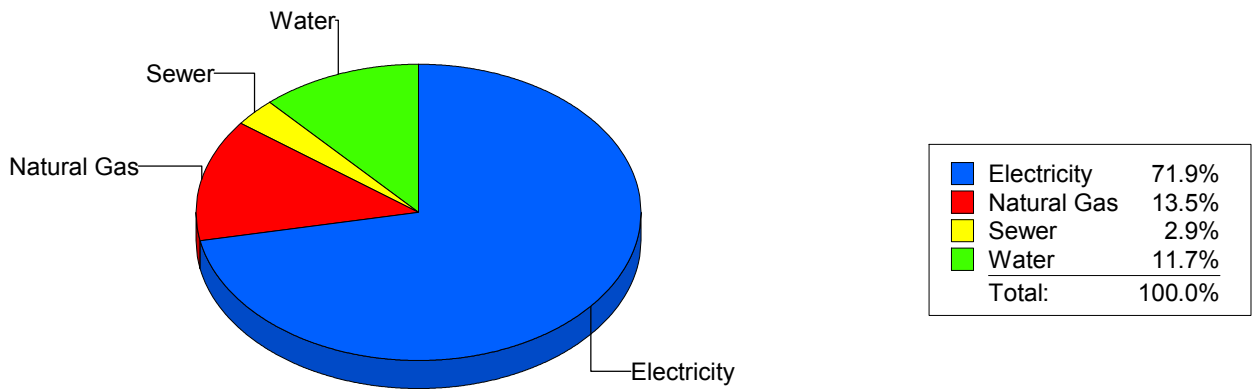
Cost Avoidance Program

Cost Summary Graph

Grouped by Energy Type

Energy Type	Use	Units	Meter Cost	Special Charges	Total Cost	Avg Unit Cost	% of Total Cost
Site: TIPPIN - TIPPIN ELEMENTARY							
Electricity	50,400	KWH	\$6,865.95	\$0.00	\$6,865.95	0.1362	71.87%
Natural Gas	1,834	CCF	\$1,286.04	\$0.00	\$1,286.04	0.7012	13.46%
Water	220	CCF	\$1,122.16	\$0.00	\$1,122.16	5.1007	11.75%
Sewer	111	CCF	\$278.58	\$0.00	\$278.58	2.5097	2.92%
Total Cost:			\$9,552.73	\$0.00	\$9,552.73		

For TIPPIN ELEMENTARY



Filters: Cost Center Name Not One Of DoNotReport; Billing Period Equal To 201003

elpaso

Energy CAP

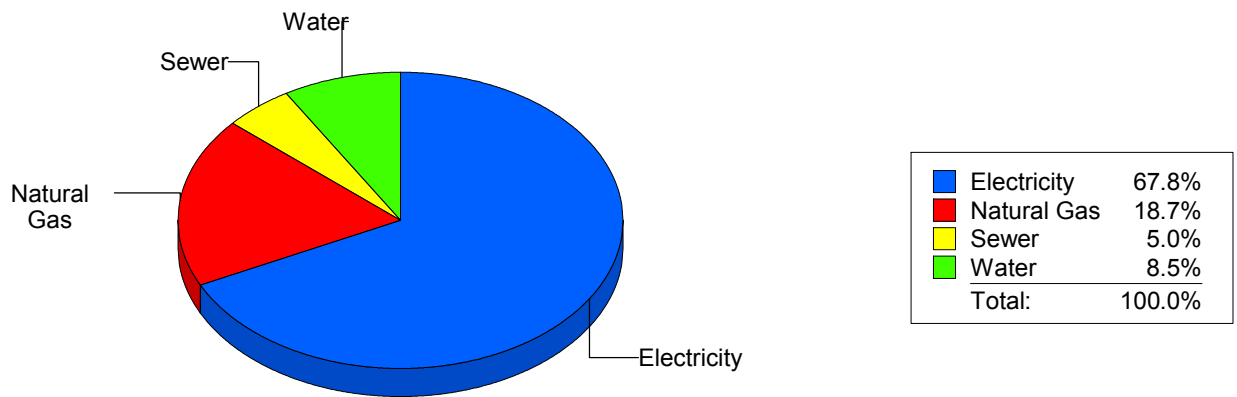
Cost Avoidance Program

Cost Summary Graph

Grouped by Energy Type

Energy Type	Use	Units	Meter Cost	Special Charges	Total Cost	Avg Unit Cost	% of Total Cost
Site: 178 - Tom Lea							
Electricity	39,600	KWH	\$7,394.62	\$0.00	\$7,394.62	0.1867	67.78%
Natural Gas	2,934	CCF	\$2,038.10	\$0.00	\$2,038.10	0.6946	18.68%
Water	147	CCF	\$929.55	\$0.00	\$929.55	6.3235	8.52%
Sewer	64	CCF	\$547.17	\$0.00	\$547.17	8.5495	5.02%
Total Cost:			\$10,909.44	\$0.00	\$10,909.44		

For Tom Lea



Filters: Cost Center Name Not One Of DoNotReport; Billing Period Equal To 201003

elpaso

Energy CAP

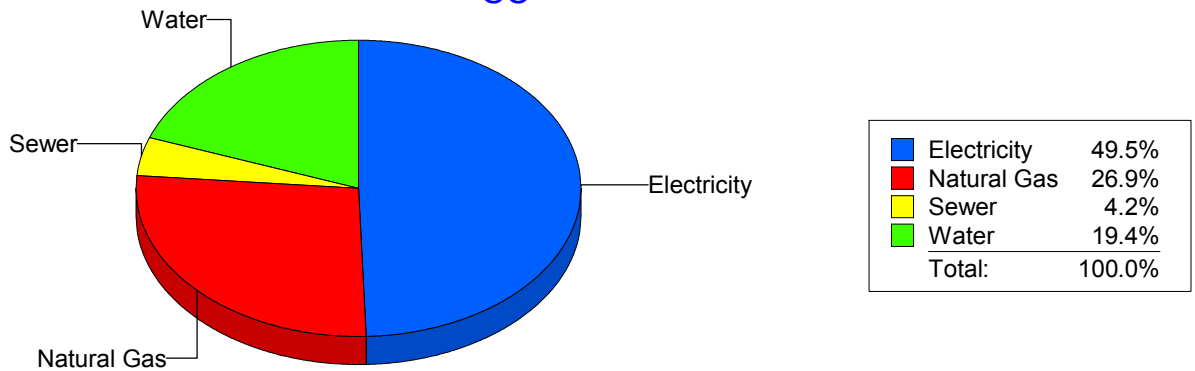
Cost Avoidance Program

Cost Summary Graph

Grouped by Energy Type

Energy Type	Use	Units	Meter Cost	Special Charges	Total Cost	Avg Unit Cost	% of Total Cost
Site: TRAVIS ELEMENTARY SC - TRAVIS ELEMENTARY SC							
Electricity	18,352	KWH	\$2,807.23	\$0.00	\$2,807.23	0.1530	49.47%
Natural Gas	2,152	CCF	\$1,528.20	\$0.00	\$1,528.20	0.7101	26.93%
Water	295	CCF	\$1,103.46	\$0.00	\$1,103.46	3.7405	19.44%
Sewer	98	CCF	\$236.18	\$0.00	\$236.18	2.4100	4.16%
Total Cost:			\$5,675.07	\$0.00	\$5,675.07		

For TRAVIS
ELEMENTARY
SC



Filters: Cost Center Name Not One Of DoNotReport; Billing Period Equal To 201003

elpaso

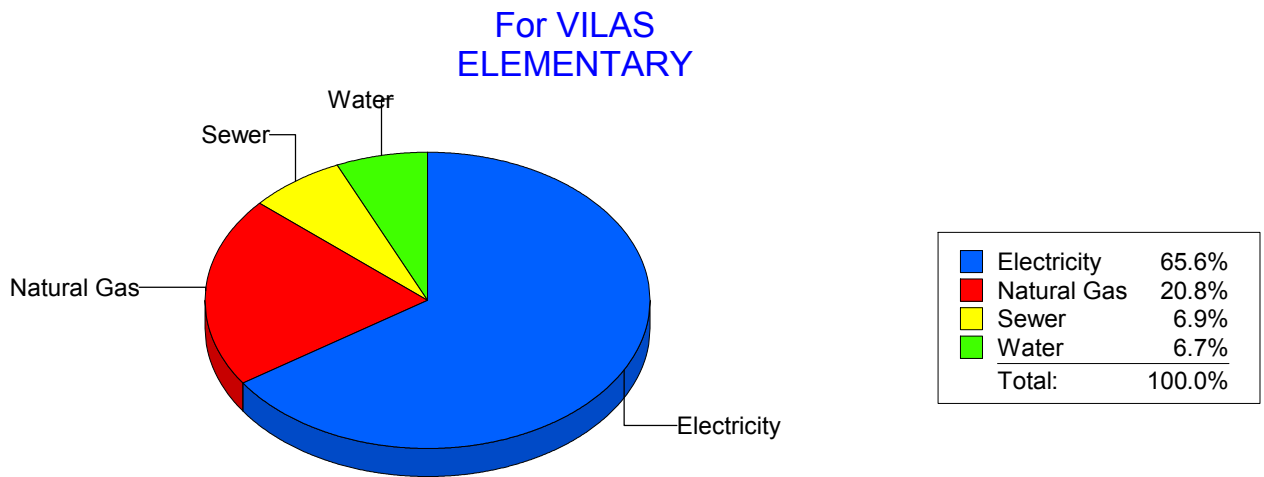
Energy CAP

Cost Avoidance Program

Cost Summary Graph

Grouped by Energy Type

Energy Type	Use	Units	Meter Cost	Special Charges	Total Cost	Avg Unit Cost	% of Total Cost
Site: VILAS ELEMENTARY - VILAS ELEMENTARY							
Electricity	25,595	KWH	\$4,184.30	\$0.00	\$4,184.30	0.1635	65.60%
Natural Gas	1,764	CCF	\$1,329.50	\$0.00	\$1,329.50	0.7537	20.84%
Water	114	CCF	\$426.52	\$0.00	\$426.52	3.7414	6.69%
Sewer	141	CCF	\$438.14	\$0.00	\$438.14	3.1074	6.87%
Total Cost:			\$6,378.46	\$0.00	\$6,378.46		



Filters: Cost Center Name Not One Of DoNotReport; Billing Period Equal To 201003

elpaso

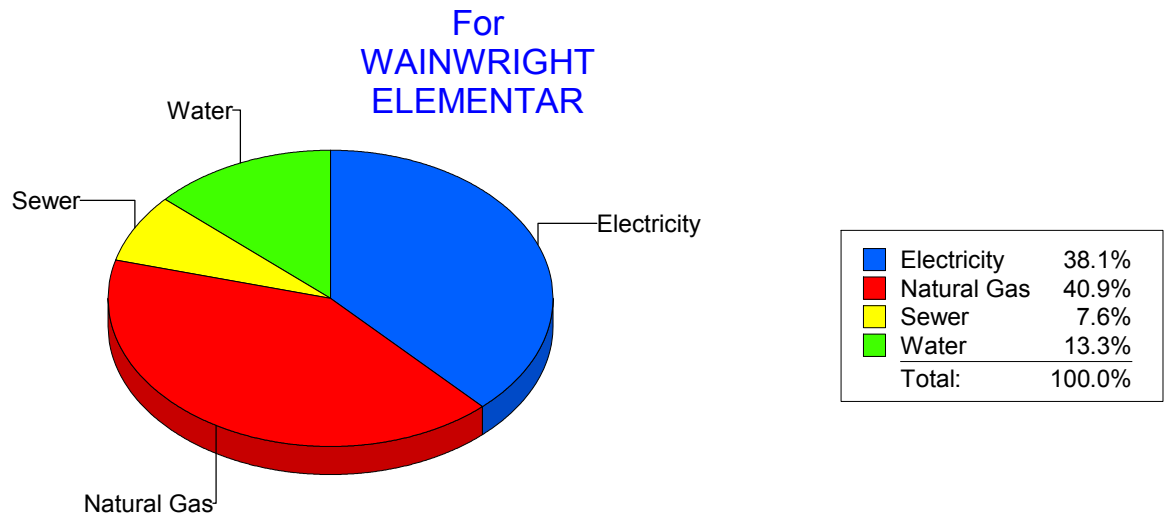
Energy CAP

Cost Avoidance Program

Cost Summary Graph

Grouped by Energy Type

Energy Type	Use	Units	Meter Cost	Special Charges	Total Cost	Avg Unit Cost	% of Total Cost
Site: WAINWRIGHT ELEMENTAR - WAINWRIGHT ELEMENTAR							
Electricity	4,140	KWH	\$746.76	\$0.00	\$746.76	0.1804	38.14%
Natural Gas	1,026	CCF	\$801.51	\$0.00	\$801.51	0.7812	40.94%
Water	40	CCF	\$260.86	\$0.00	\$260.86	6.5215	13.32%
Sewer	11	CCF	\$148.56	\$0.00	\$148.56	13.5055	7.59%
Total Cost:			\$1,957.69	\$0.00	\$1,957.69		



Filters: Cost Center Name Not One Of DoNotReport; Billing Period Equal To 201003

elpaso

Energy CAP

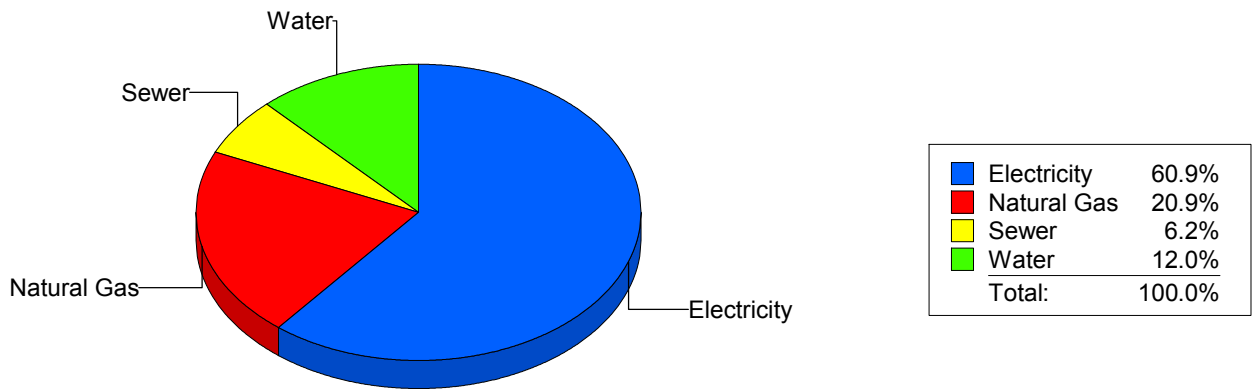
Cost Avoidance Program

Cost Summary Graph

Grouped by Energy Type

Energy Type	Use	Units	Meter Cost	Special Charges	Total Cost	Avg Unit Cost	% of Total Cost
Site: WESTERN HILLS ELEMEN - WESTERN HILLS ELEMEN							
Electricity	36,840	KWH	\$4,716.86	\$0.00	\$4,716.86	0.1280	60.86%
Natural Gas	2,324	CCF	\$1,621.05	\$0.00	\$1,621.05	0.6975	20.92%
Water	353	CCF	\$931.11	\$0.00	\$931.11	2.6377	12.01%
Sewer	120	CCF	\$481.18	\$0.00	\$481.18	4.0098	6.21%
Total Cost:			\$7,750.20	\$0.00	\$7,750.20		

For WESTERN HILLS ELEMEN



Filters: Cost Center Name Not One Of DoNotReport; Billing Period Equal To 201003

elpaso

Energy CAP

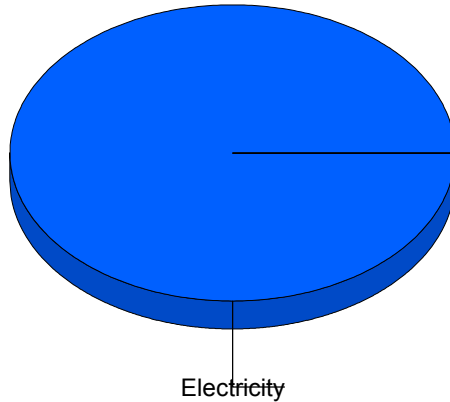
Cost Avoidance Program

Cost Summary Graph

Grouped by Energy Type

Energy Type	Use	Units	Meter Cost	Special Charges	Total Cost	Avg Unit Cost	% of Total Cost
Site: WESTSIDE TRANSPORTAT - WESTSIDE TRANSPORTAT							
Electricity		1,662 KWH	\$281.39	\$0.00	\$281.39	0.1693	100.00%
Total Cost:			\$281.39	\$0.00	\$281.39		

For WESTSIDE TRANSPORTAT



■ Electricity	100.0%
Total:	100.0%

Filters: Cost Center Name Not One Of DoNotReport; Billing Period Equal To 201003

elpaso

Energy CAP

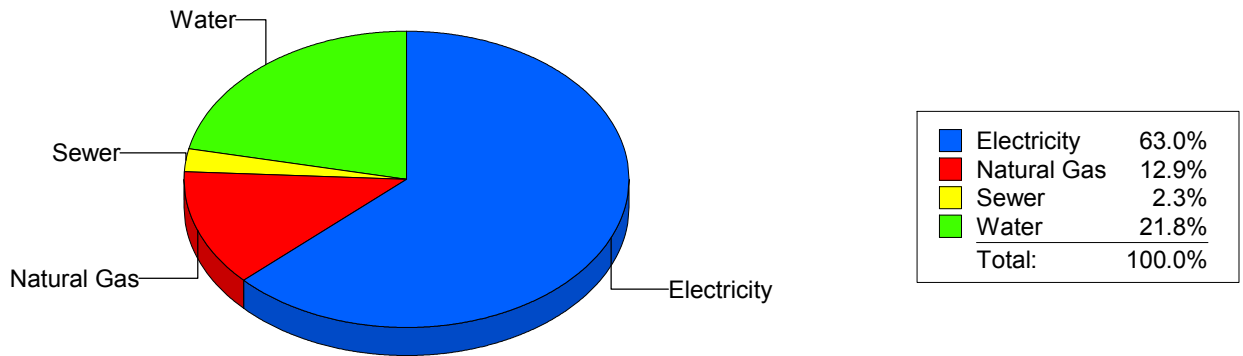
Cost Avoidance Program

Cost Summary Graph

Grouped by Energy Type

Energy Type	Use	Units	Meter Cost	Special Charges	Total Cost	Avg Unit Cost	% of Total Cost
Site: WHITAKER ELEMENTARY - WHITAKER ELEMENTARY							
Electricity	50,400	KWH	\$6,995.95	\$0.00	\$6,995.95	0.1388	62.96%
Natural Gas	2,054	CCF	\$1,436.45	\$0.00	\$1,436.45	0.6993	12.93%
Water	894	CCF	\$2,420.69	\$0.00	\$2,420.69	2.7077	21.79%
Sewer	95	CCF	\$258.26	\$0.00	\$258.26	2.7185	2.32%
Total Cost:			\$11,111.35	\$0.00	\$11,111.35		

For WHITAKER ELEMENTARY



Filters: Cost Center Name Not One Of DoNotReport; Billing Period Equal To 201003

elpaso

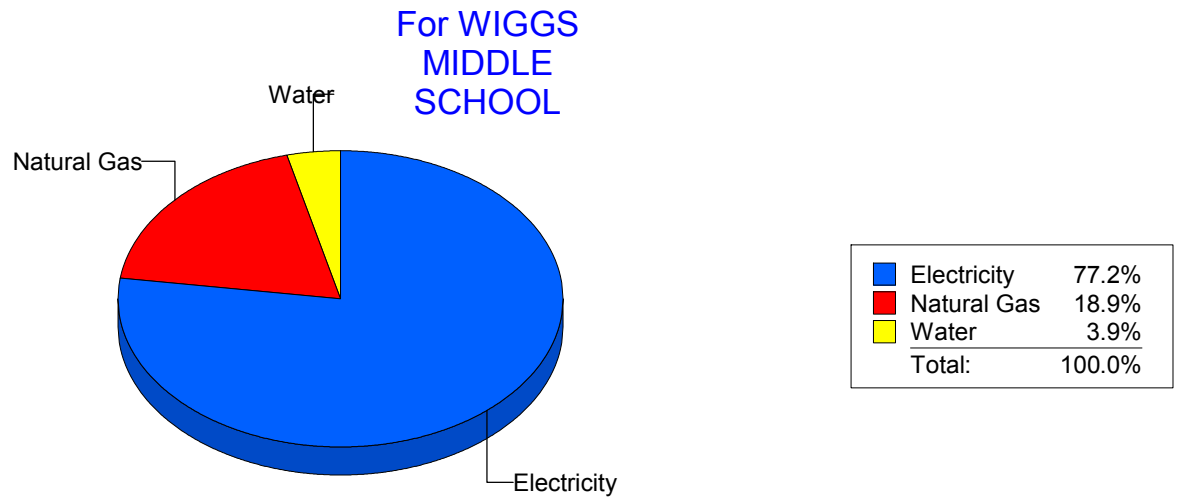
Energy CAP

Cost Avoidance Program

Cost Summary Graph

Grouped by Energy Type

Energy Type	Use	Units	Meter Cost	Special Charges	Total Cost	Avg Unit Cost	% of Total Cost
Site: WIGGS MIDDLE SCHOOL - WIGGS MIDDLE SCHOOL							
Electricity	45,780	KWH	\$6,273.41	\$0.00	\$6,273.41	0.1370	77.18%
Natural Gas	2,199	CCF	\$1,535.59	\$0.00	\$1,535.59	0.6983	18.89%
Water	68	CCF	\$319.28	\$0.00	\$319.28	4.6953	3.93%
Total Cost:			\$8,128.28	\$0.00	\$8,128.28		



Filters: Cost Center Name Not One Of DoNotReport; Billing Period Equal To 201003

elpaso

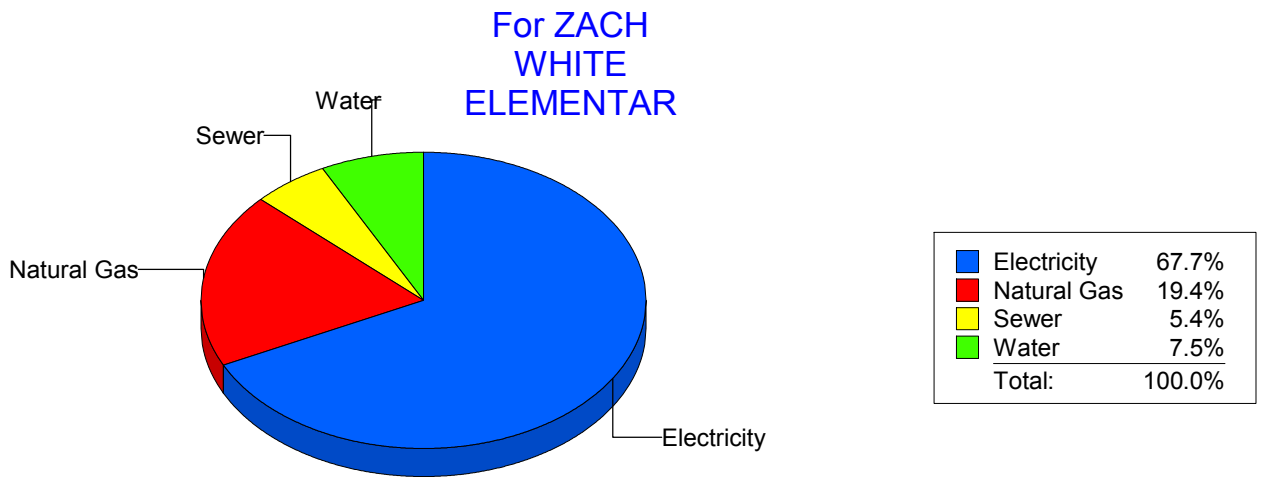
Energy CAP

Cost Avoidance Program

Cost Summary Graph

Grouped by Energy Type

Energy Type	Use	Units	Meter Cost	Special Charges	Total Cost	Avg Unit Cost	% of Total Cost
Site: ZACH WHITE ELEMENTAR - ZACH WHITE ELEMENTAR							
Electricity	34,500	KWH	\$5,047.35	\$0.00	\$5,047.35	0.1463	67.72%
Natural Gas	2,021	CCF	\$1,442.34	\$0.00	\$1,442.34	0.7137	19.35%
Water	148	CCF	\$560.31	\$0.00	\$560.31	3.7859	7.52%
Sewer	111	CCF	\$403.06	\$0.00	\$403.06	3.6312	5.41%
Total Cost:			\$7,453.06	\$0.00	\$7,453.06		



Filters: Cost Center Name Not One Of DoNotReport; Billing Period Equal To 201003

el paso

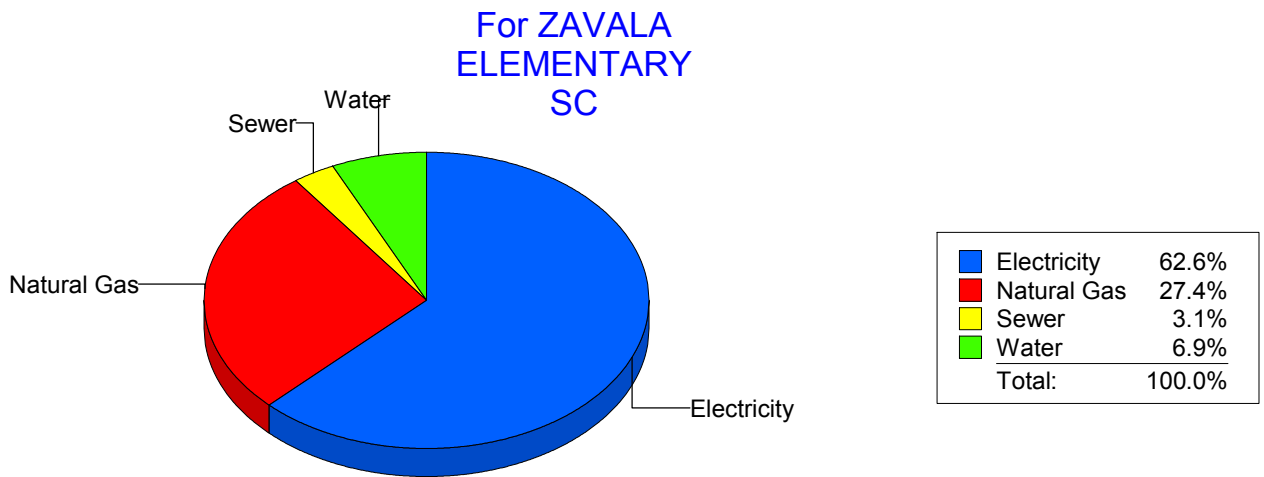
Energy CAP

Cost Avoidance Program

Cost Summary Graph

Grouped by Energy Type

Energy Type	Use	Units	Meter Cost	Special Charges	Total Cost	Avg Unit Cost	% of Total Cost
Site: ZAVALA ELEMENTARY SC - ZAVALA ELEMENTARY SC							
Electricity	21,251	KWH	\$2,446.82	\$0.00	\$2,446.82	0.1151	62.58%
Natural Gas	1,517	CCF	\$1,069.31	\$0.00	\$1,069.31	0.7049	27.35%
Water	75	CCF	\$271.63	\$0.00	\$271.63	3.6217	6.95%
Sewer	47	CCF	\$121.93	\$0.00	\$121.93	2.5943	3.12%
Total Cost:			\$3,909.69	\$0.00	\$3,909.69		



Filters: Cost Center Name Not One Of DoNotReport; Billing Period Equal To 201003

elpaso

Energy CAP

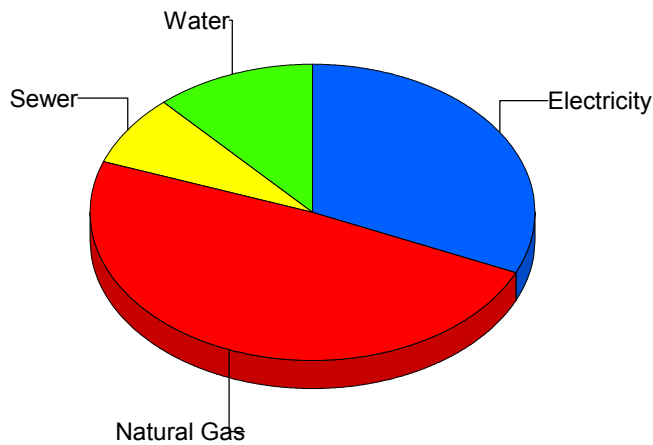
Cost Avoidance Program

Cost Summary Graph

Grouped by Energy Type

Energy Type	Use	Units	Meter Cost	Special Charges	Total Cost	Avg Unit Cost	% of Total Cost
Site: ZUNI COTTAGES - ZUNI COTTAGES							
Electricity		387 KWH	\$93.17	\$0.00	\$93.17	0.2407	31.77%
Natural Gas		129 CCF	\$142.87	\$0.00	\$142.87	1.1075	48.72%
Water		9 CCF	\$34.45	\$0.00	\$34.45	3.8278	11.75%
Sewer		2 CCF	\$22.76	\$0.00	\$22.76	11.3800	7.76%
Total Cost:			\$293.25	\$0.00	\$293.25		

For ZUNI COTTAGES



Electricity	31.8%
Natural Gas	48.7%
Sewer	7.8%
Water	11.7%
Total:	100.0%

Filters: Cost Center Name Not One Of DoNotReport; Billing Period Equal To 201003

elpaso

Energy CAP

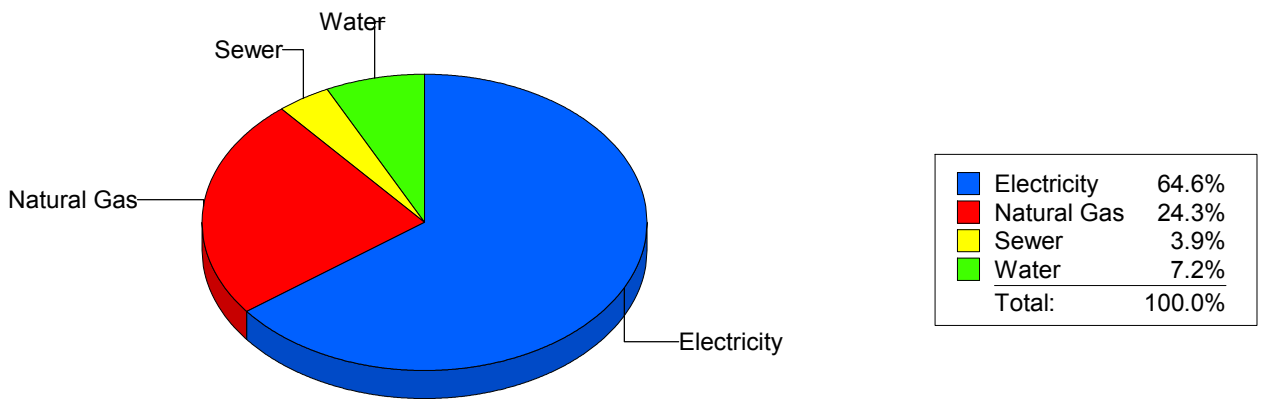
Cost Avoidance Program

Cost Summary Graph

Grouped by Energy Type

Energy Type	Use	Units	Meter Cost	Special Charges	Total Cost	Avg Unit Cost	% of Total Cost
All Sites							
Electricity	4,338,224	KWH	\$609,151.24	\$0.00	\$609,151.24	0.1404	64.62%
Natural Gas	329,018	CCF	\$228,776.51	\$0.00	\$228,776.51	0.6953	24.27%
Water	26,764	CCF	\$68,272.71	\$0.00	\$68,272.71	2.5509	7.24%
Sewer	16,342	CCF	\$36,536.06	\$0.00	\$36,536.06	2.2357	3.88%
Total Cost:			\$942,736.52	\$0.00	\$942,736.52		

For All Sites



Filters: Cost Center Name Not One Of DoNotReport; Billing Period Equal To 201003