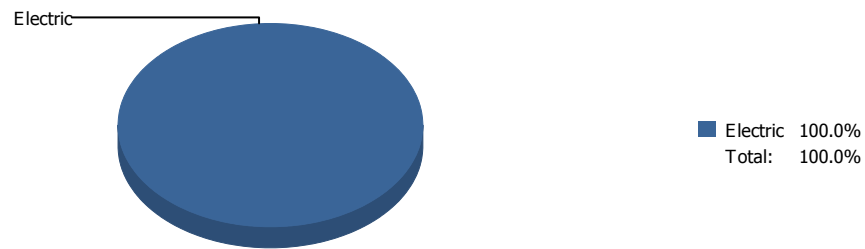
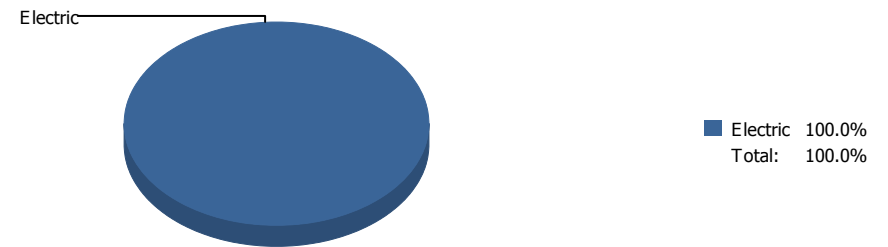


Energy

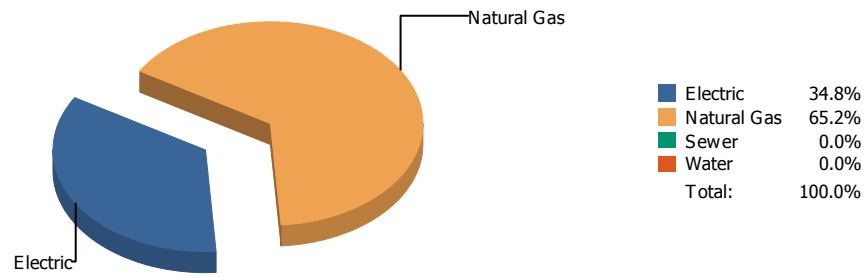


Cost

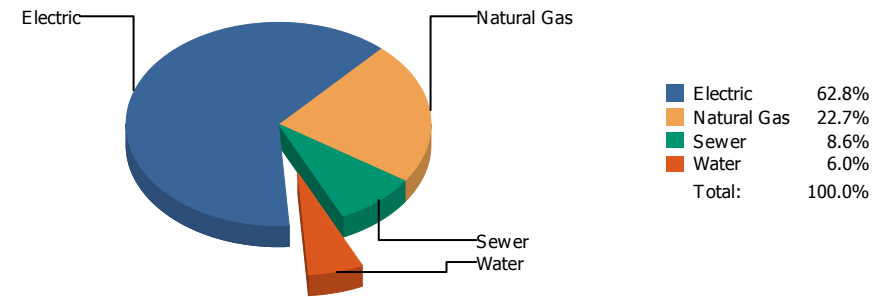


| Commodity | Common Use | Energy Use | Energy Use / Area | Total Cost | Cost / Unit | Cost / Area |
|--|--------------|-----------------|-------------------------|-----------------|--------------|---------------|
| Place: [ALAMO] ALAMO 101 [BUILDING] Area: 58,978 SqFt Billing Period: Mar 2017 | | | | | | |
| ELECTRIC | 9,000.00 kWh | 31 MMBtu | 0.001 MMBtu/SqFt | \$821.23 | \$0.091 /kWh | \$0.014 /SqFt |
| Totals: | | 31 MMBtu | 0.001 MMBtu/SqFt | \$821.23 | | |

Energy

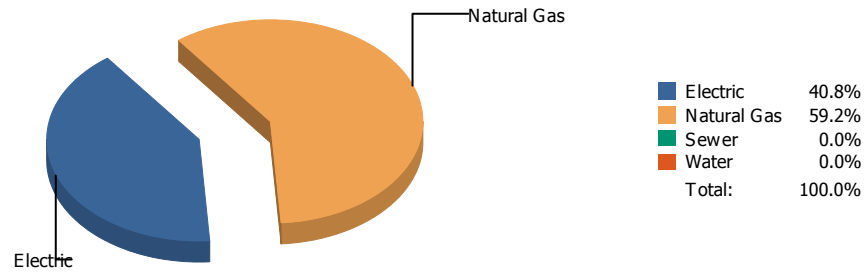


Cost

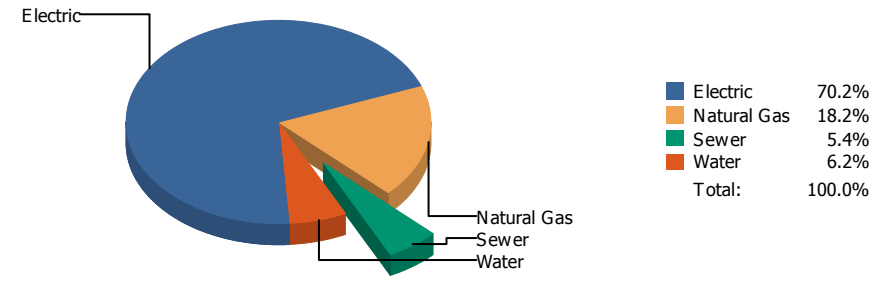


| Commodity | Common Use | Energy Use | Energy Use / Area | Total Cost | Cost / Unit | Cost / Area |
|---|---------------|------------------|-------------------------|-------------------|--------------|---------------|
| Place: [ALTA] ALTA VISTA 102 [BUILDING] | | | | | | |
| Area: 68,463 SqFt | | | | | | |
| Billing Period: Mar 2017 | | | | | | |
| ELECTRIC | 28,650.00 kWh | 98 MMBtu | 0.001 MMBtu/SqFt | \$3,403.07 | \$0.119 /kWh | \$0.050 /SqFt |
| NATURALGAS | 1,782.00 CCF | 184 MMBtu | 0.003 MMBtu/SqFt | \$1,230.41 | \$0.690 /CCF | \$0.018 /SqFt |
| SEWER | 163.00 CCF | | | \$466.54 | \$2.862 /CCF | \$0.007 /SqFt |
| WATER | 101.00 CCF | | | \$322.82 | \$3.196 /CCF | \$0.005 /SqFt |
| Totals: | | 281 MMBtu | 0.004 MMBtu/SqFt | \$5,422.84 | | |

Energy

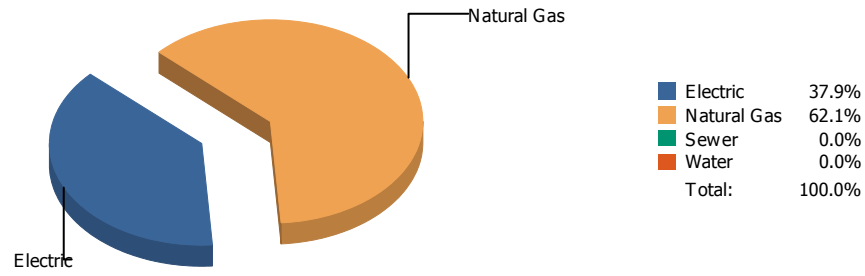


Cost

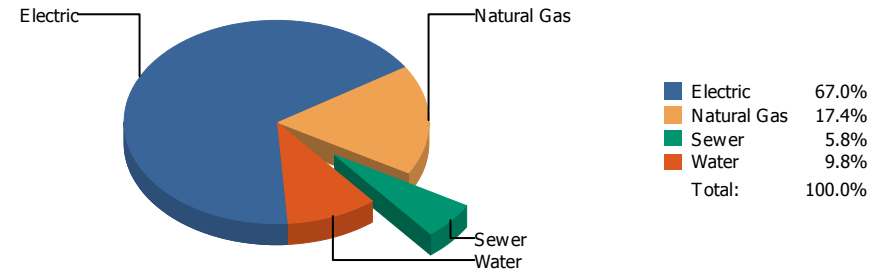


| Commodity | Common Use | Energy Use | Energy Use / Area | Total Cost | Cost / Unit | Cost / Area |
|---|----------------|--------------------|-------------------------|--------------------|--------------|---------------|
| Place: [ADDRESS] ADDRESS 001 [BUILDING] | | | | | | |
| Area: 266,968 SqFt | | | | | | |
| Billing Period: Mar 2017 | | | | | | |
| ELECTRIC | 150,194.00 kWh | 513 MMBtu | 0.002 MMBtu/SqFt | \$17,016.95 | \$0.113 /kWh | \$0.063 /SqFt |
| NATURALGAS | 7,229.00 CCF | 745 MMBtu | 0.003 MMBtu/SqFt | \$4,409.91 | \$0.610 /CCF | \$0.016 /SqFt |
| SEWER | 479.00 CCF | | | \$1,313.09 | \$2.741 /CCF | \$0.005 /SqFt |
| WATER | 658.00 CCF | | | \$1,509.31 | \$2.294 /CCF | \$0.006 /SqFt |
| Totals: | | 1,257 MMBtu | 0.005 MMBtu/SqFt | \$24,249.26 | | |

Energy

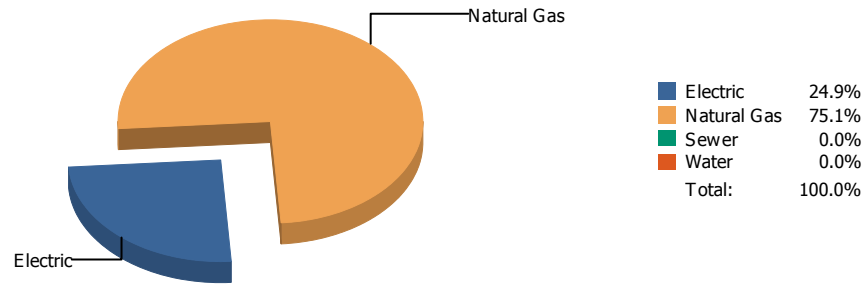


Cost

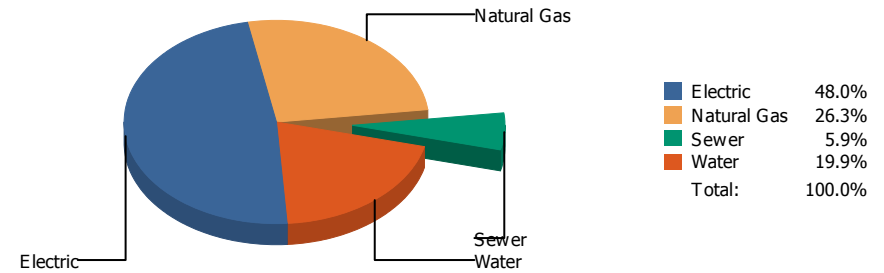


| Commodity | Common Use | Energy Use | Energy Use / Area | Total Cost | Cost / Unit | Cost / Area |
|---------------------------------|---------------|------------------|-------------------------|--------------------|--------------|---------------|
| Place: [AOY] AOY 103 [BUILDING] | | | | | | |
| Area: 105,486 SqFt | | | | | | |
| Billing Period: Mar 2017 | | | | | | |
| ELECTRIC | 61,274.00 kWh | 209 MMBtu | 0.002 MMBtu/SqFt | \$8,145.23 | \$0.133 /kWh | \$0.077 /SqFt |
| NATURALGAS | 3,322.00 CCF | 342 MMBtu | 0.003 MMBtu/SqFt | \$2,117.75 | \$0.637 /CCF | \$0.020 /SqFt |
| SEWER | 96.00 CCF | | | \$711.37 | \$7.410 /CCF | \$0.007 /SqFt |
| WATER | 227.00 CCF | | | \$1,187.22 | \$5.230 /CCF | \$0.011 /SqFt |
| Totals: | | 551 MMBtu | 0.005 MMBtu/SqFt | \$12,161.57 | | |

Energy

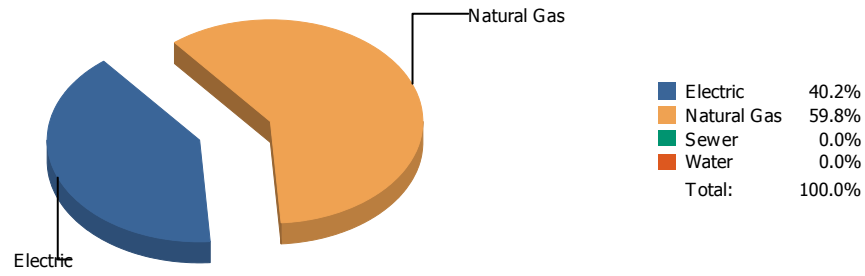


Cost

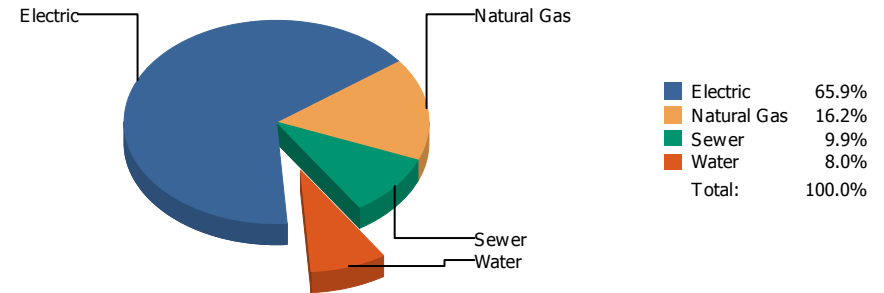


| Commodity | Common Use | Energy Use | Energy Use / Area | Total Cost | Cost / Unit | Cost / Area |
|--|---------------|------------------|-------------------------|--------------------|--------------|---------------|
| Place: [ARMENDARIZ_1] ARMENDARIZ MIDDLE SCHOOL [BUILDING] | | | | | | |
| Area: 133,779 SqFt | | | | | | |
| Billing Period: Mar 2017 | | | | | | |
| ELECTRIC | 54,500.00 kWh | 186 MMBtu | 0.001 MMBtu/SqFt | \$5,832.40 | \$0.107 /kWh | \$0.044 /SqFt |
| NATURALGAS | 5,455.00 CCF | 562 MMBtu | 0.004 MMBtu/SqFt | \$3,193.51 | \$0.585 /CCF | \$0.024 /SqFt |
| SEWER | 218.00 CCF | | | \$711.76 | \$3.265 /CCF | \$0.005 /SqFt |
| WATER | 604.00 CCF | | | \$2,425.69 | \$4.016 /CCF | \$0.018 /SqFt |
| Totals: | | 748 MMBtu | 0.006 MMBtu/SqFt | \$12,163.36 | | |

Energy

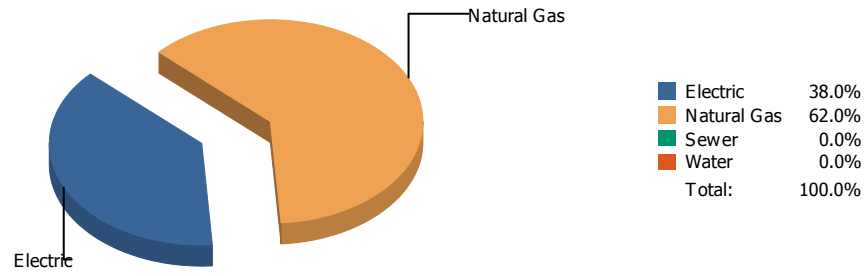


Cost

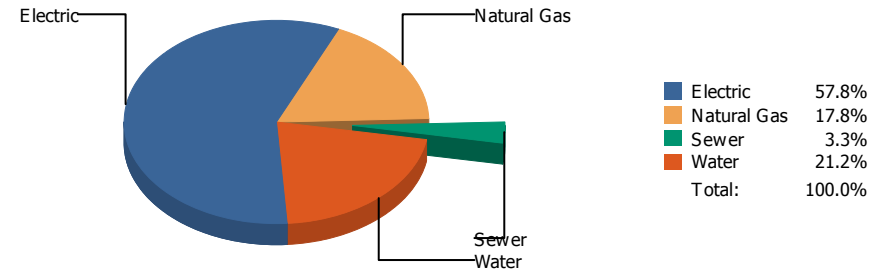


| Commodity | Common Use | Energy Use | Energy Use / Area | Total Cost | Cost / Unit | Cost / Area |
|--|----------------|--------------------|-------------------------|--------------------|--------------|---------------|
| Place: [AUSTIN] AUSTIN 002 [BUILDING] | | | | | | |
| Area: 269,216 SqFt | | | | | | |
| Billing Period: Mar 2017 | | | | | | |
| ELECTRIC | 131,672.00 kWh | 449 MMBtu | 0.002 MMBtu/SqFt | \$16,339.43 | \$0.124 /kWh | \$0.060 /SqFt |
| NATURALGAS | 6,485.00 CCF | 668 MMBtu | 0.002 MMBtu/SqFt | \$4,010.72 | \$0.618 /CCF | \$0.015 /SqFt |
| SEWER | 722.00 CCF | | | \$2,454.32 | \$3.399 /CCF | \$0.009 /SqFt |
| WATER | 451.00 CCF | | | \$1,978.05 | \$4.386 /CCF | \$0.007 /SqFt |
| Totals: | | 1,117 MMBtu | 0.004 MMBtu/SqFt | \$24,782.52 | | |

Energy

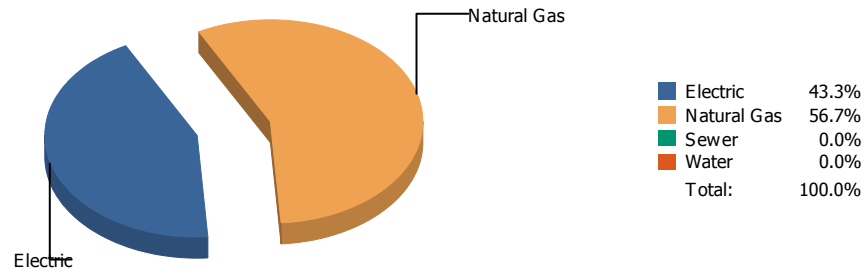


Cost

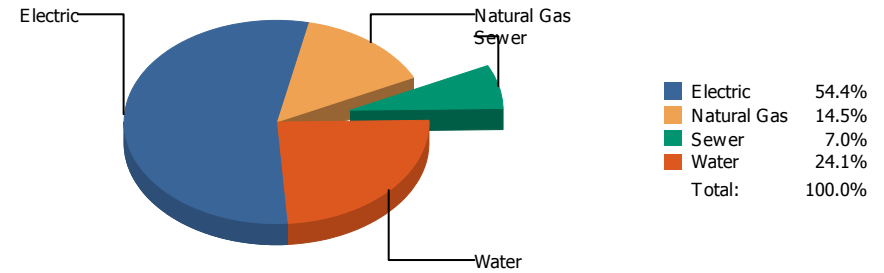


| Commodity | Common Use | Energy Use | Energy Use / Area | Total Cost | Cost / Unit | Cost / Area |
|--|---------------|------------------|-------------------------|--------------------|--------------|---------------|
| Place: [BARRON ELEMENTARY] Barron Elementary 165 [BUILDING] | | | | | | |
| Area: 87,818 SqFt | | | | | | |
| Billing Period: Mar 2017 | | | | | | |
| ELECTRIC | 68,850.00 kWh | 235 MMBtu | 0.003 MMBtu/SqFt | \$7,565.53 | \$0.110 /kWh | \$0.086 /SqFt |
| NATURALGAS | 3,722.00 CCF | 383 MMBtu | 0.004 MMBtu/SqFt | \$2,324.07 | \$0.624 /CCF | \$0.026 /SqFt |
| SEWER | 86.00 CCF | | | \$425.41 | \$4.947 /CCF | \$0.005 /SqFt |
| WATER | 373.00 CCF | | | \$2,772.49 | \$7.433 /CCF | \$0.031 /SqFt |
| Totals: | | 618 MMBtu | 0.007 MMBtu/SqFt | \$13,087.50 | | |

Energy

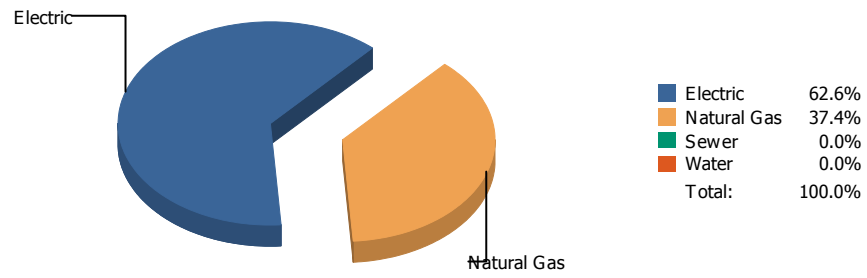


Cost

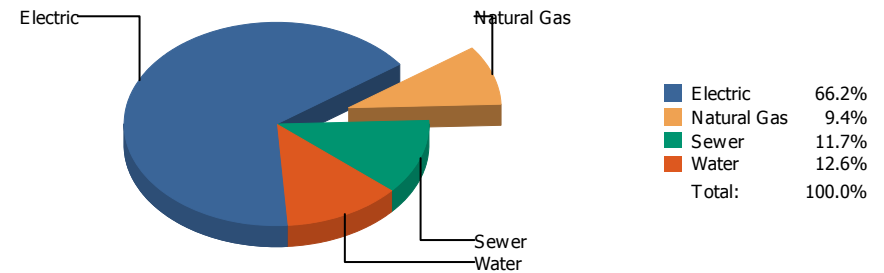


| Commodity | Common Use | Energy Use | Energy Use / Area | Total Cost | Cost / Unit | Cost / Area |
|---|---------------|------------------|-------------------------|--------------------|--------------|---------------|
| Place: [BASSETT] BASSETT 049 [BUILDING] | | | | | | |
| Area: 174,250 SqFt | | | | | | |
| Billing Period: Mar 2017 | | | | | | |
| ELECTRIC | 59,700.00 kWh | 204 MMBtu | 0.001 MMBtu/SqFt | \$6,336.52 | \$0.106 /kWh | \$0.036 /SqFt |
| NATURALGAS | 2,587.00 CCF | 266 MMBtu | 0.002 MMBtu/SqFt | \$1,688.75 | \$0.653 /CCF | \$0.010 /SqFt |
| SEWER | 223.00 CCF | | | \$813.95 | \$3.650 /CCF | \$0.005 /SqFt |
| WATER | 813.00 CCF | | | \$2,811.12 | \$3.458 /CCF | \$0.016 /SqFt |
| Totals: | | 470 MMBtu | 0.003 MMBtu/SqFt | \$11,650.34 | | |

Energy



Cost



| Commodity | Common Use | Energy Use | Energy Use / Area | Total Cost | Cost / Unit | Cost / Area |
|--|---------------|------------------|-------------------------|-------------------|--------------|---------------|
| Place: [BEALL] BEALL 104 [BUILDING] Area: 74,454 SqFt Billing Period: Mar 2017 | | | | | | |
| ELECTRIC | 20,600.00 kWh | 70 MMBtu | 0.001 MMBtu/SqFt | \$2,445.41 | \$0.119 /kWh | \$0.033 /SqFt |
| NATURALGAS | 407.00 CCF | 42 MMBtu | 0.001 MMBtu/SqFt | \$347.89 | \$0.855 /CCF | \$0.005 /SqFt |
| SEWER | 107.00 CCF | | | \$433.40 | \$4.050 /CCF | \$0.006 /SqFt |
| WATER | 134.00 CCF | | | \$466.55 | \$3.482 /CCF | \$0.006 /SqFt |
| Totals: | | 112 MMBtu | 0.002 MMBtu/SqFt | \$3,693.25 | | |

Energy

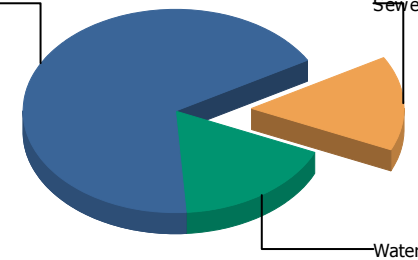
Electric



■ Electric 100.0%
 ■ Sewer 0.0%
 ■ Water 0.0%
 Total: 100.0%

Cost

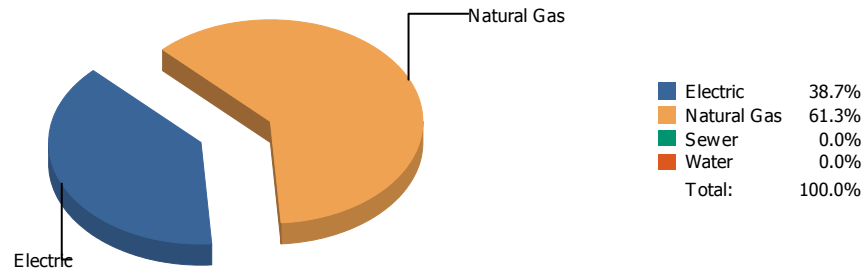
Electric



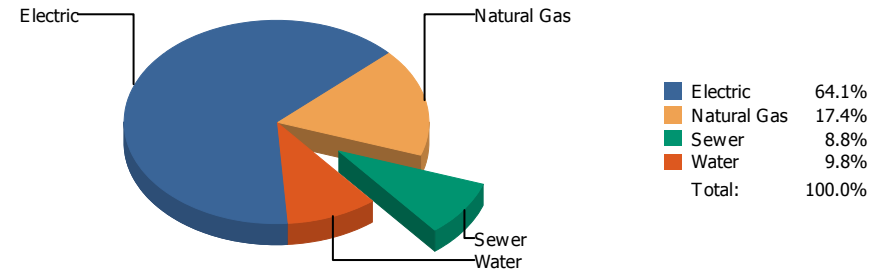
■ Electric 67.7%
 ■ Sewer 15.1%
 ■ Water 17.1%
 Total: 100.0%

| Commodity | Common Use | Energy Use | Energy Use / Area | Total Cost | Cost / Unit | Cost / Area |
|--|---------------|-----------------|-------------------------|-------------------|--------------|---------------|
| Place: [BLISS] BLISS 105 [BUILDING] Area: 78,820 SqFt Billing Period: Mar 2017 | | | | | | |
| ELECTRIC | 26,876.00 kWh | 92 MMBtu | 0.001 MMBtu/SqFt | \$3,307.13 | \$0.123 /kWh | \$0.042 /SqFt |
| SEWER | 167.00 CCF | | | \$739.61 | \$4.429 /CCF | \$0.009 /SqFt |
| WATER | 320.00 CCF | | | \$836.69 | \$2.615 /CCF | \$0.011 /SqFt |
| Totals: | | 92 MMBtu | 0.001 MMBtu/SqFt | \$4,883.43 | | |

Energy

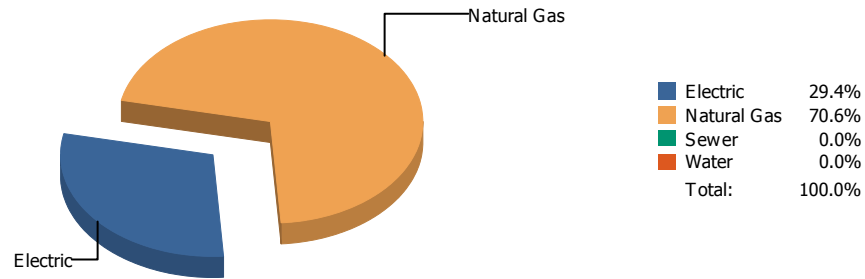


Cost

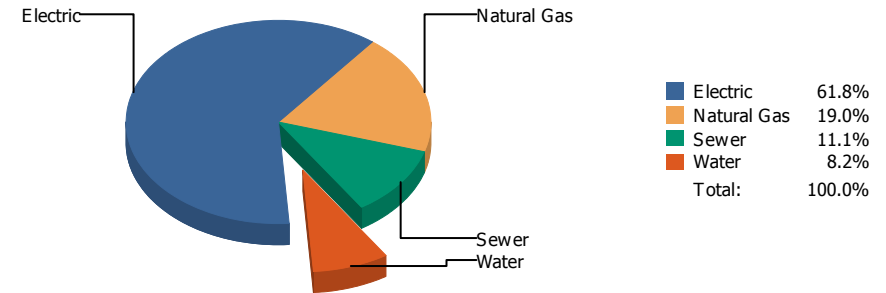


| Commodity | Common Use | Energy Use | Energy Use / Area | Total Cost | Cost / Unit | Cost / Area |
|-------------------------------------|---------------|------------------|-------------------------|-------------------|--------------|---------------|
| Place: [BOND_2] BOND 160 [BUILDING] | | | | | | |
| Area: 89,988 SqFt | | | | | | |
| Billing Period: Mar 2017 | | | | | | |
| ELECTRIC | 24,855.00 kWh | 85 MMBtu | 0.001 MMBtu/SqFt | \$3,594.62 | \$0.145 /kWh | \$0.040 /SqFt |
| NATURALGAS | 1,306.00 CCF | 135 MMBtu | 0.001 MMBtu/SqFt | \$976.58 | \$0.748 /CCF | \$0.011 /SqFt |
| SEWER | 96.00 CCF | | | \$491.44 | \$5.119 /CCF | \$0.005 /SqFt |
| WATER | 110.00 CCF | | | \$549.07 | \$4.992 /CCF | \$0.006 /SqFt |
| Totals: | | 219 MMBtu | 0.002 MMBtu/SqFt | \$5,611.71 | | |

Energy

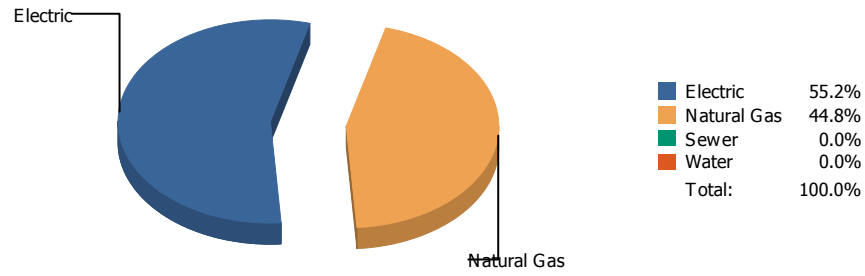


Cost

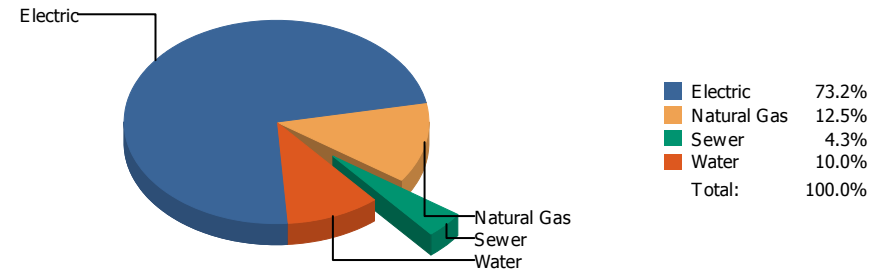


| Commodity | Common Use | Energy Use | Energy Use / Area | Total Cost | Cost / Unit | Cost / Area |
|--|---------------|------------------|-------------------------|-------------------|--------------|---------------|
| Place: [BONHAM] BONHAM 106 [BUILDING] Area: 53,522 SqFt Billing Period: Mar 2017 | | | | | | |
| ELECTRIC | 23,288.00 kWh | 79 MMBtu | 0.001 MMBtu/SqFt | \$3,802.18 | \$0.163 /kWh | \$0.071 /SqFt |
| NATURALGAS | 1,850.00 CCF | 191 MMBtu | 0.004 MMBtu/SqFt | \$1,171.11 | \$0.633 /CCF | \$0.022 /SqFt |
| SEWER | 131.00 CCF | | | \$680.55 | \$5.195 /CCF | \$0.013 /SqFt |
| WATER | 165.00 CCF | | | \$501.90 | \$3.042 /CCF | \$0.009 /SqFt |
| Totals: | | 270 MMBtu | 0.005 MMBtu/SqFt | \$6,155.74 | | |

Energy

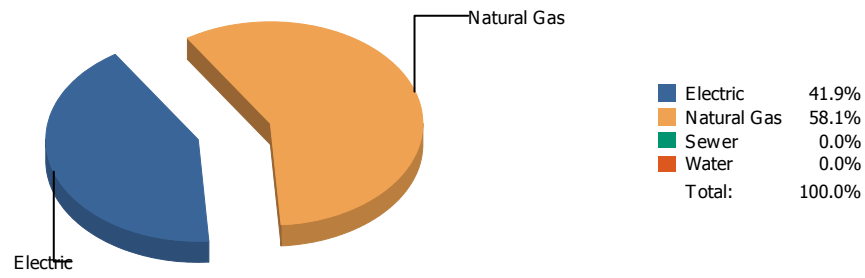


Cost

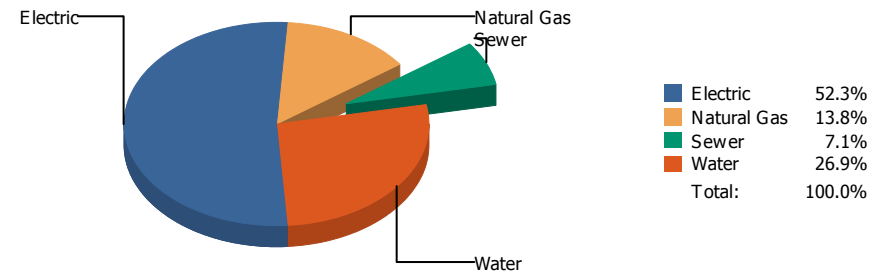


| Commodity | Common Use | Energy Use | Energy Use / Area | Total Cost | Cost / Unit | Cost / Area |
|-------------------------------------|----------------|--------------------|-------------------------|--------------------|--------------|---------------|
| Place: [BOWIE] BOWIE 003 [BUILDING] | | | | | | |
| Area: 282,931 SqFt | | | | | | |
| Billing Period: Mar 2017 | | | | | | |
| ELECTRIC | 302,300.00 kWh | 1,032 MMBtu | 0.004 MMBtu/SqFt | \$28,401.81 | \$0.094 /kWh | \$0.100 /SqFt |
| NATURALGAS | 8,143.00 CCF | 839 MMBtu | 0.003 MMBtu/SqFt | \$4,869.18 | \$0.598 /CCF | \$0.017 /SqFt |
| SEWER | 463.00 CCF | | | \$1,651.01 | \$3.566 /CCF | \$0.006 /SqFt |
| WATER | 1,638.00 CCF | | | \$3,888.79 | \$2.374 /CCF | \$0.014 /SqFt |
| Totals: | | 1,870 MMBtu | 0.007 MMBtu/SqFt | \$38,810.79 | | |

Energy

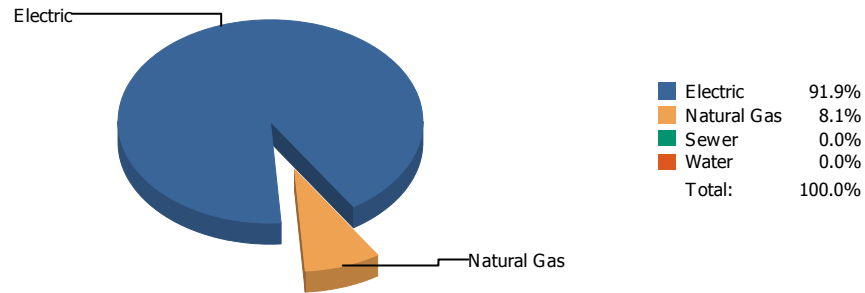


Cost

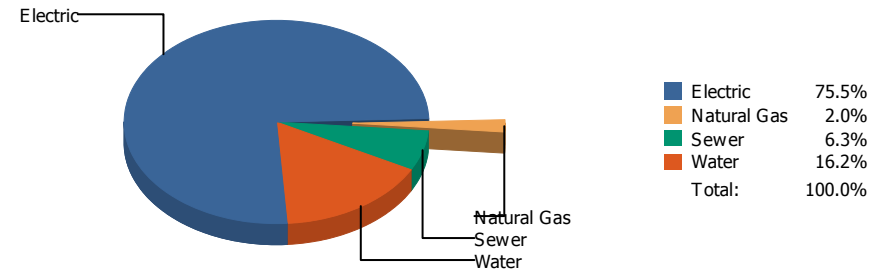


| Commodity | Common Use | Energy Use | Energy Use / Area | Total Cost | Cost / Unit | Cost / Area |
|---|---------------|------------------|-------------------------|-------------------|--------------|---------------|
| Place: [BRADLEY] BRADLEY 158 [BUILDING] | | | | | | |
| Area: 59,142 SqFt | | | | | | |
| Billing Period: Mar 2017 | | | | | | |
| ELECTRIC | 26,200.00 kWh | 89 MMBtu | 0.002 MMBtu/SqFt | \$3,025.99 | \$0.115 /kWh | \$0.051 /SqFt |
| NATURALGAS | 1,203.00 CCF | 124 MMBtu | 0.002 MMBtu/SqFt | \$796.47 | \$0.662 /CCF | \$0.013 /SqFt |
| SEWER | 68.00 CCF | | | \$409.09 | \$6.016 /CCF | \$0.007 /SqFt |
| WATER | 448.00 CCF | | | \$1,557.09 | \$3.476 /CCF | \$0.026 /SqFt |
| Totals: | | 213 MMBtu | 0.004 MMBtu/SqFt | \$5,788.64 | | |

Energy

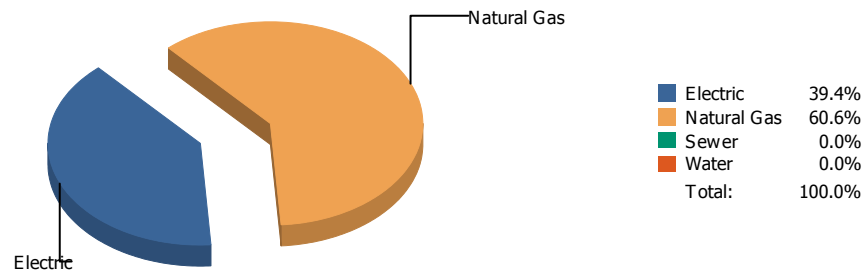


Cost

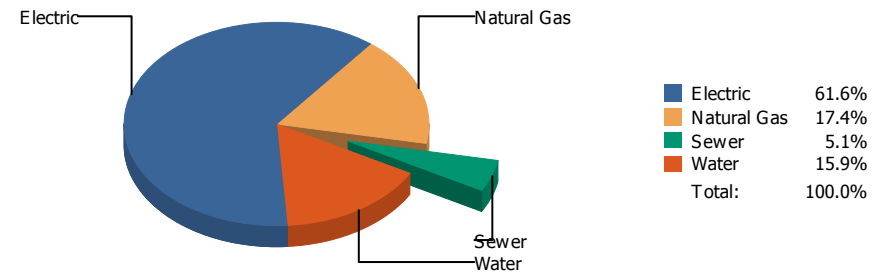


| Commodity | Common Use | Energy Use | Energy Use / Area | Total Cost | Cost / Unit | Cost / Area |
|--|----------------|------------------|-------------------------|--------------------|--------------|---------------|
| Place: [BROWN] BROWN MIDDLE SCHOOL 056 [BUILDING] | | | | | | |
| Area: 173,263 SqFt | | | | | | |
| Billing Period: Mar 2017 | | | | | | |
| ELECTRIC | 101,600.00 kWh | 347 MMBtu | 0.002 MMBtu/SqFt | \$10,724.78 | \$0.106 /kWh | \$0.062 /SqFt |
| NATURALGAS | 295.00 CCF | 30 MMBtu | 0.000 MMBtu/SqFt | \$280.16 | \$0.950 /CCF | \$0.002 /SqFt |
| SEWER | 406.00 CCF | | | \$894.07 | \$2.202 /CCF | \$0.005 /SqFt |
| WATER | 739.00 CCF | | | \$2,304.44 | \$3.118 /CCF | \$0.013 /SqFt |
| Totals: | | 377 MMBtu | 0.002 MMBtu/SqFt | \$14,203.45 | | |

Energy

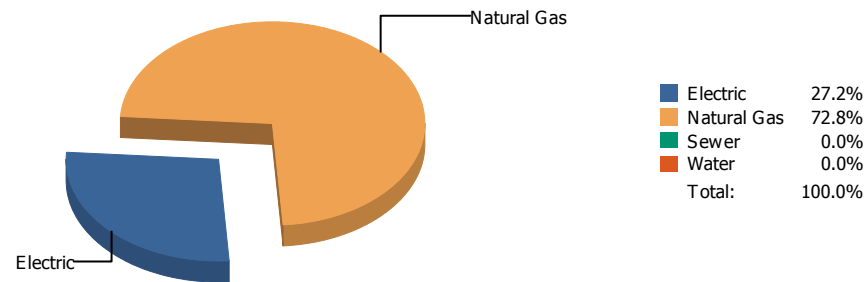


Cost

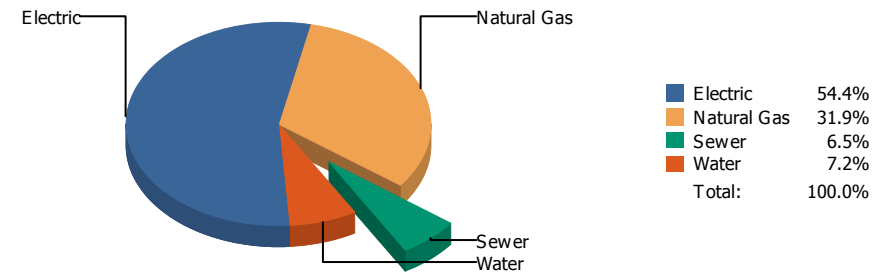


| Commodity | Common Use | Energy Use | Energy Use / Area | Total Cost | Cost / Unit | Cost / Area |
|---------------------------------------|---------------|------------------|-------------------------|--------------------|--------------|---------------|
| Place: [BURGES] BURGES 004 [BUILDING] | | | | | | |
| Area: 241,219 SqFt | | | | | | |
| Billing Period: Mar 2017 | | | | | | |
| ELECTRIC | 97,574.00 kWh | 333 MMBtu | 0.001 MMBtu/SqFt | \$11,211.22 | \$0.115 /kWh | \$0.046 /SqFt |
| NATURALGAS | 4,977.00 CCF | 513 MMBtu | 0.002 MMBtu/SqFt | \$3,173.85 | \$0.638 /CCF | \$0.013 /SqFt |
| SEWER | 264.00 CCF | | | \$925.68 | \$3.506 /CCF | \$0.004 /SqFt |
| WATER | 665.00 CCF | | | \$2,887.29 | \$4.342 /CCF | \$0.012 /SqFt |
| Totals: | | 846 MMBtu | 0.004 MMBtu/SqFt | \$18,198.04 | | |

Energy

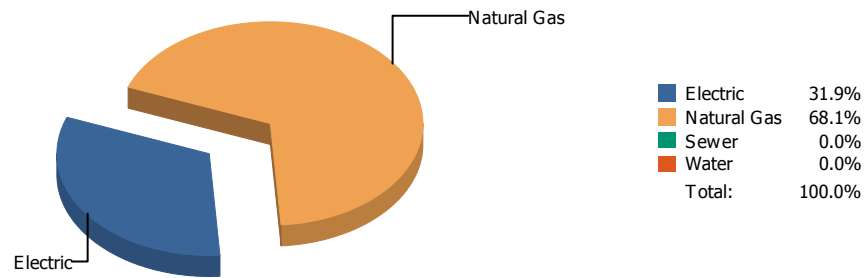


Cost

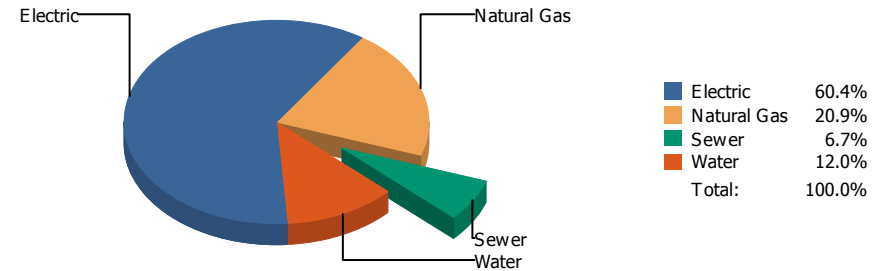


| Commodity | Common Use | Energy Use | Energy Use / Area | Total Cost | Cost / Unit | Cost / Area |
|---|---------------|------------------|-------------------------|-------------------|--------------|---------------|
| Place: [BURLESON] BURLESON 107 [BUILDING] | | | | | | |
| Area: 73,772 SqFt | | | | | | |
| Billing Period: Mar 2017 | | | | | | |
| ELECTRIC | 23,493.00 kWh | 80 MMBtu | 0.001 MMBtu/SqFt | \$2,601.10 | \$0.111 /kWh | \$0.035 /SqFt |
| NATURALGAS | 2,079.00 CCF | 214 MMBtu | 0.003 MMBtu/SqFt | \$1,528.70 | \$0.735 /CCF | \$0.021 /SqFt |
| SEWER | 61.00 CCF | | | \$312.55 | \$5.124 /CCF | \$0.004 /SqFt |
| WATER | 123.00 CCF | | | \$342.60 | \$2.785 /CCF | \$0.005 /SqFt |
| Totals: | | 294 MMBtu | 0.004 MMBtu/SqFt | \$4,784.95 | | |

Energy

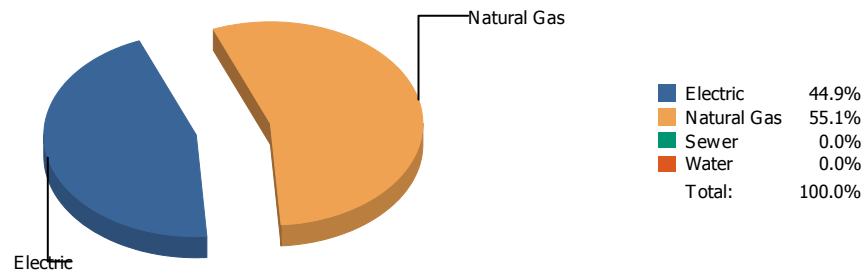


Cost

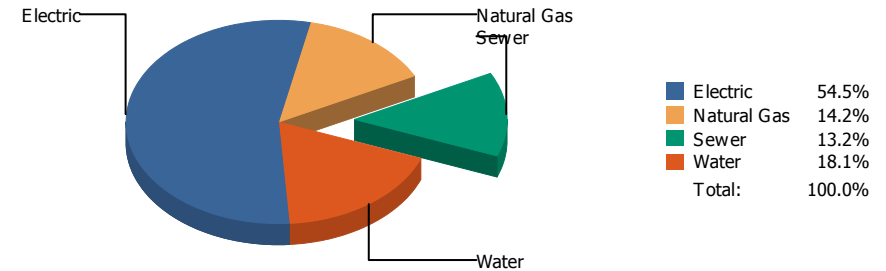


| Commodity | Common Use | Energy Use | Energy Use / Area | Total Cost | Cost / Unit | Cost / Area |
|---------------------------------------|---------------|------------------|-------------------------|-------------------|--------------|---------------|
| Place: [BURNET] BURNET 108 [BUILDING] | | | | | | |
| Area: 50,520 SqFt | | | | | | |
| Billing Period: Mar 2017 | | | | | | |
| ELECTRIC | 19,644.00 kWh | 67 MMBtu | 0.001 MMBtu/SqFt | \$2,944.47 | \$0.150 /kWh | \$0.058 /SqFt |
| NATURALGAS | 1,391.00 CCF | 143 MMBtu | 0.003 MMBtu/SqFt | \$1,017.70 | \$0.732 /CCF | \$0.020 /SqFt |
| SEWER | 118.00 CCF | | | \$328.48 | \$2.784 /CCF | \$0.006 /SqFt |
| WATER | 166.00 CCF | | | \$582.42 | \$3.509 /CCF | \$0.011 /SqFt |
| Totals: | | 210 MMBtu | 0.004 MMBtu/SqFt | \$4,873.07 | | |

Energy

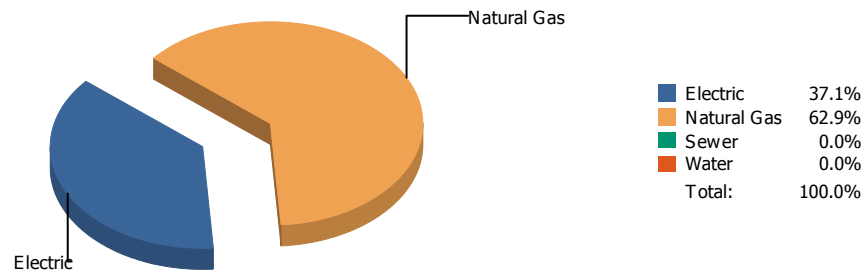


Cost

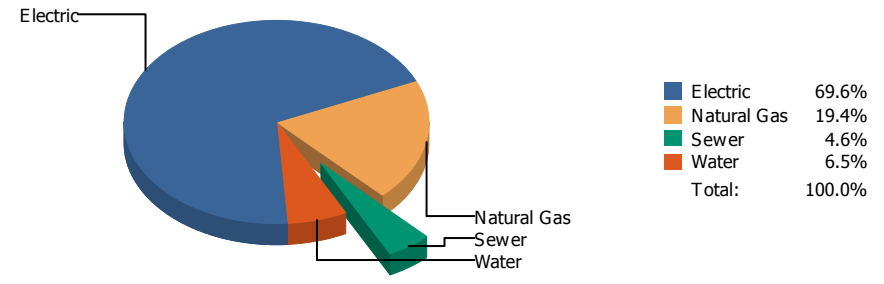


| Commodity | Common Use | Energy Use | Energy Use / Area | Total Cost | Cost / Unit | Cost / Area |
|---|---------------|------------------|-------------------------|--------------------|--------------|---------------|
| Place: [CANYON HILLS] CANYON HILLS 043 [BUILDING] | | | | | | |
| Area: 133,149 SqFt | | | | | | |
| Billing Period: Mar 2017 | | | | | | |
| ELECTRIC | 59,500.00 kWh | 203 MMBtu | 0.002 MMBtu/SqFt | \$6,134.40 | \$0.103 /kWh | \$0.046 /SqFt |
| NATURALGAS | 2,418.00 CCF | 249 MMBtu | 0.002 MMBtu/SqFt | \$1,599.46 | \$0.661 /CCF | \$0.012 /SqFt |
| SEWER | 361.00 CCF | | | \$1,480.16 | \$4.100 /CCF | \$0.011 /SqFt |
| WATER | 825.00 CCF | | | \$2,037.42 | \$2.470 /CCF | \$0.015 /SqFt |
| Totals: | | 452 MMBtu | 0.003 MMBtu/SqFt | \$11,251.44 | | |

Energy



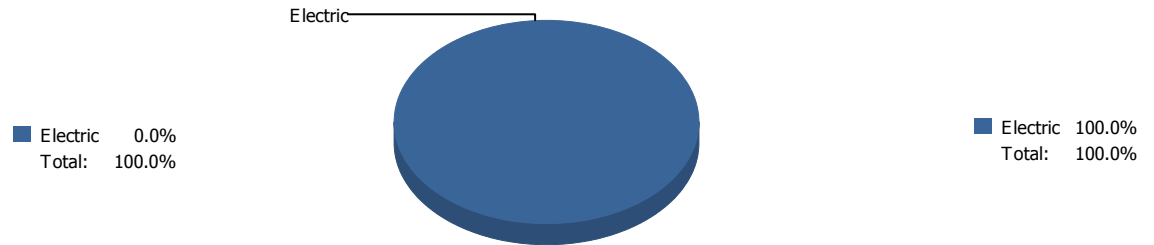
Cost



| Commodity | Common Use | Energy Use | Energy Use / Area | Total Cost | Cost / Unit | Cost / Area |
|---|---------------|------------------|-------------------------|--------------------|--------------|---------------|
| Place: [CAREER] CAREER AND TECHNOLOGY [BUILDING] | | | | | | |
| Area: 146,485 SqFt | | | | | | |
| Billing Period: Mar 2017 | | | | | | |
| ELECTRIC | 89,264.00 kWh | 305 MMBtu | 0.002 MMBtu/SqFt | \$10,560.48 | \$0.118 /kWh | \$0.072 /SqFt |
| NATURALGAS | 5,007.00 CCF | 516 MMBtu | 0.004 MMBtu/SqFt | \$2,941.08 | \$0.587 /CCF | \$0.020 /SqFt |
| SEWER | 224.00 CCF | | | \$693.20 | \$3.095 /CCF | \$0.005 /SqFt |
| WATER | 346.00 CCF | | | \$985.61 | \$2.849 /CCF | \$0.007 /SqFt |
| Totals: | | 820 MMBtu | 0.006 MMBtu/SqFt | \$15,180.37 | | |

Energy

Cost



| Commodity | Common Use | Energy Use | Energy Use / Area | Total Cost | Cost / Unit | Cost / Area |
|--|------------|----------------|-------------------------|----------------|--------------|---------------|
| Place: [CH PORT] CANYON HILLS PORTABLES [BUILDING] | | | | | | |
| Area: 8,052 SqFt | | | | | | |
| Billing Period: Mar 2017 | | | | | | |
| ELECTRIC | 0.00 kWh | 0 MMBtu | 0.000 MMBtu/SqFt | \$18.91 | \$0.000 /kWh | \$0.002 /SqFt |
| Totals: | | 0 MMBtu | 0.000 MMBtu/SqFt | \$18.91 | | |

Energy

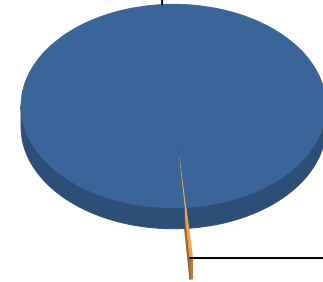
Electric



■ Electric 100.0%
 ■ Water 0.0%
 Total: 100.0%

Cost

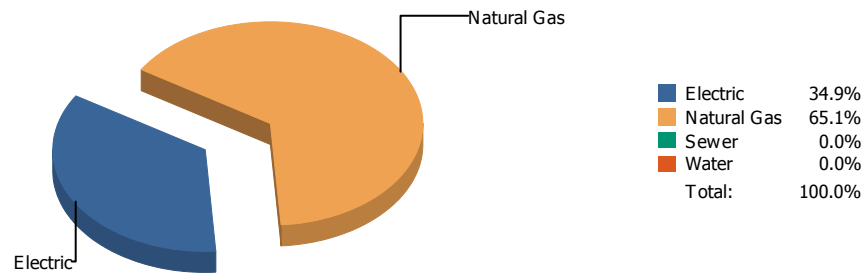
Electric



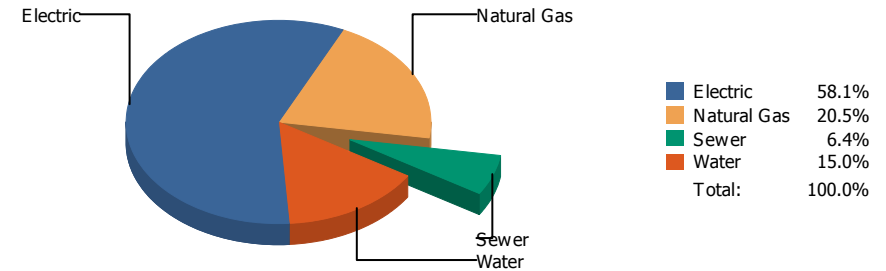
■ Electric 99.8%
 ■ Water 0.2%
 Total: 100.0%

| Commodity | Common Use | Energy Use | Energy Use / Area | Total Cost | Cost / Unit | Cost / Area |
|---------------------------------------|----------------|--------------------|-------------------------|--------------------|--------------|---------------|
| Place: [CHAPIN] CHAPIN 012 [BUILDING] | | | | | | |
| Area: 273,727 SqFt | | | | | | |
| Billing Period: Mar 2017 | | | | | | |
| ELECTRIC | 297,150.00 kWh | 1,014 MMBtu | 0.004 MMBtu/SqFt | \$32,306.81 | \$0.109 /kWh | \$0.118 /SqFt |
| WATER | 0.00 CCF | | | \$60.54 | \$0.000 /CCF | \$0.000 /SqFt |
| Totals: | | 1,014 MMBtu | 0.004 MMBtu/SqFt | \$32,367.35 | | |

Energy

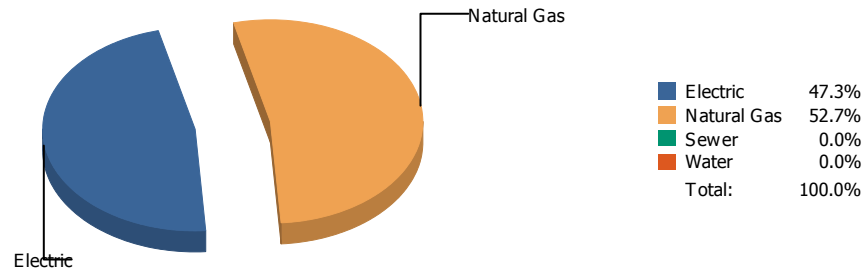


Cost

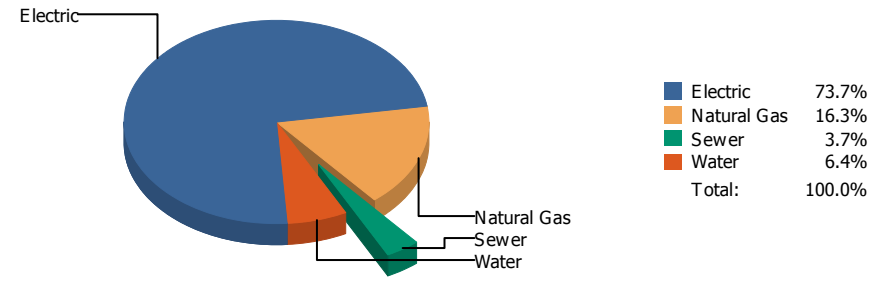


| Commodity | Common Use | Energy Use | Energy Use / Area | Total Cost | Cost / Unit | Cost / Area |
|--|---------------|------------------|-------------------------|--------------------|--------------|---------------|
| Place: [CHARLES] H.E. CHARLES 045 [BUILDING] | | | | | | |
| Area: 107,867 SqFt | | | | | | |
| Billing Period: Mar 2017 | | | | | | |
| ELECTRIC | 73,637.00 kWh | 251 MMBtu | 0.002 MMBtu/SqFt | \$7,910.67 | \$0.107 /kWh | \$0.073 /SqFt |
| NATURALGAS | 4,545.00 CCF | 468 MMBtu | 0.004 MMBtu/SqFt | \$2,791.54 | \$0.614 /CCF | \$0.026 /SqFt |
| SEWER | 241.00 CCF | | | \$878.14 | \$3.644 /CCF | \$0.008 /SqFt |
| WATER | 680.00 CCF | | | \$2,046.30 | \$3.009 /CCF | \$0.019 /SqFt |
| Totals: | | 719 MMBtu | 0.007 MMBtu/SqFt | \$13,626.65 | | |

Energy

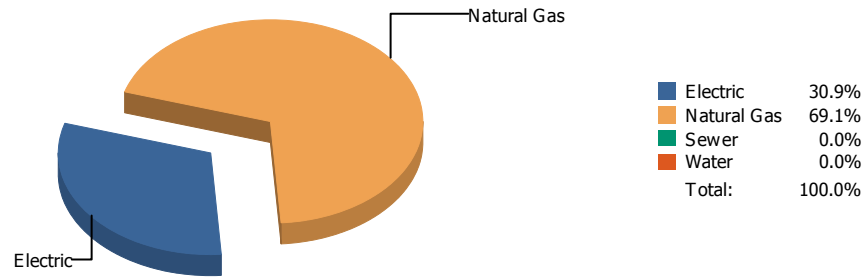


Cost

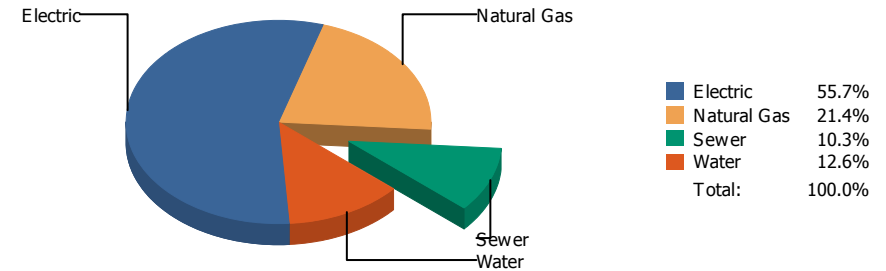


| Commodity | Common Use | Energy Use | Energy Use / Area | Total Cost | Cost / Unit | Cost / Area |
|--|---------------|------------------|-------------------------|-------------------|--------------|---------------|
| Place: [CIELO VI] CIELO VISTA 151 [BUILDING] | | | | | | |
| Area: 66,034 SqFt | | | | | | |
| Billing Period: Mar 2017 | | | | | | |
| ELECTRIC | 58,220.00 kWh | 199 MMBtu | 0.003 MMBtu/SqFt | \$6,594.67 | \$0.113 /kWh | \$0.100 /SqFt |
| NATURALGAS | 2,146.00 CCF | 221 MMBtu | 0.003 MMBtu/SqFt | \$1,457.38 | \$0.679 /CCF | \$0.022 /SqFt |
| SEWER | 72.00 CCF | | | \$327.20 | \$4.544 /CCF | \$0.005 /SqFt |
| WATER | 109.00 CCF | | | \$570.58 | \$5.235 /CCF | \$0.008 /SqFt |
| Totals: | | 420 MMBtu | 0.006 MMBtu/SqFt | \$8,949.83 | | |

Energy

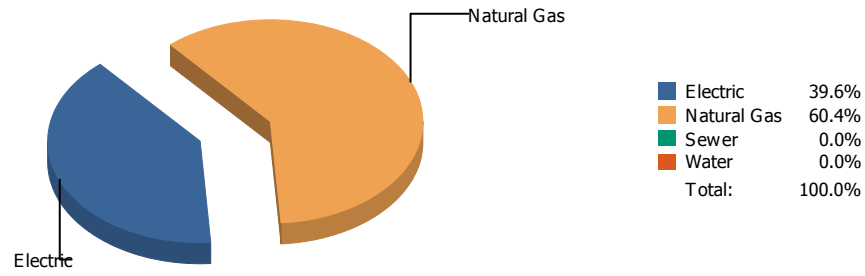


Cost

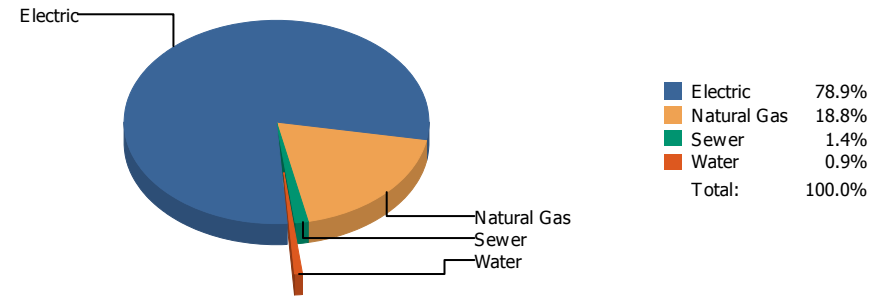


| Commodity | Common Use | Energy Use | Energy Use / Area | Total Cost | Cost / Unit | Cost / Area |
|---------------------------------------|---------------|------------------|-------------------------|-------------------|--------------|---------------|
| Place: [CLARDY] CLARDY 109 [BUILDING] | | | | | | |
| Area: 70,700 SqFt | | | | | | |
| Billing Period: Mar 2017 | | | | | | |
| ELECTRIC | 26,455.00 kWh | 90 MMBtu | 0.001 MMBtu/SqFt | \$3,495.09 | \$0.132 /kWh | \$0.049 /SqFt |
| NATURALGAS | 1,957.00 CCF | 202 MMBtu | 0.003 MMBtu/SqFt | \$1,343.38 | \$0.686 /CCF | \$0.019 /SqFt |
| SEWER | 155.00 CCF | | | \$643.66 | \$4.153 /CCF | \$0.009 /SqFt |
| WATER | 285.00 CCF | | | \$788.38 | \$2.766 /CCF | \$0.011 /SqFt |
| Totals: | | 292 MMBtu | 0.004 MMBtu/SqFt | \$6,270.51 | | |

Energy

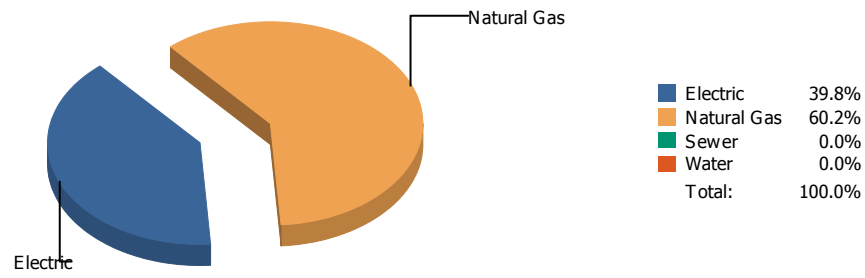


Cost

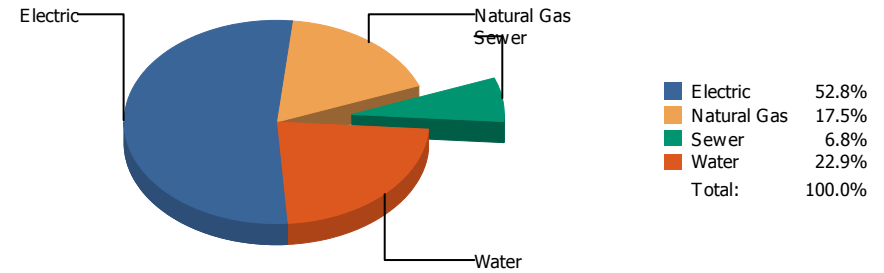


| Commodity | Common Use | Energy Use | Energy Use / Area | Total Cost | Cost / Unit | Cost / Area |
|---|---------------|------------------|-------------------------|-------------------|---------------|---------------|
| Place: [CLENDENIN] CLENDENIN 149 [BUILDING] Area: 62,721 SqFt Billing Period: Mar 2017 | | | | | | |
| ELECTRIC | 36,567.00 kWh | 125 MMBtu | 0.002 MMBtu/SqFt | \$4,852.07 | \$0.133 /kWh | \$0.077 /SqFt |
| NATURALGAS | 1,846.00 CCF | 190 MMBtu | 0.003 MMBtu/SqFt | \$1,158.96 | \$0.628 /CCF | \$0.018 /SqFt |
| SEWER | 87.00 CCF | | | \$88.13 | \$1.013 /CCF | \$0.001 /SqFt |
| WATER | 1.00 CCF | | | \$53.60 | \$53.600 /CCF | \$0.001 /SqFt |
| Totals: | | 315 MMBtu | 0.005 MMBtu/SqFt | \$6,152.76 | | |

Energy

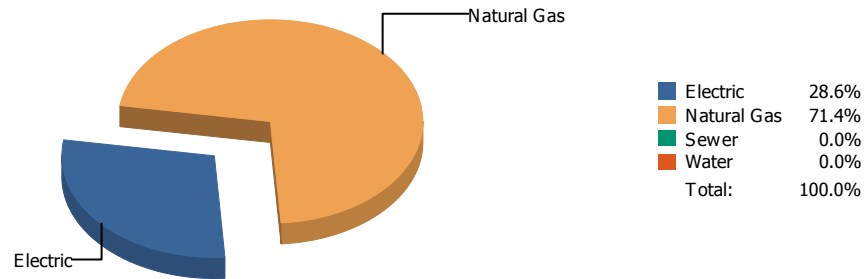


Cost

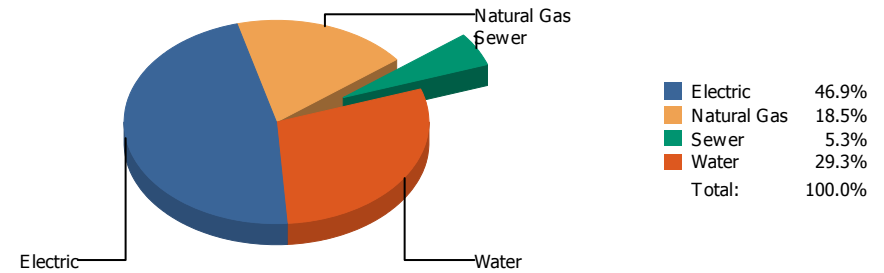


| Commodity | Common Use | Energy Use | Energy Use / Area | Total Cost | Cost / Unit | Cost / Area |
|---|---------------|------------------|-------------------------|-------------------|--------------|---------------|
| Place: [COLDWELL] COLDWELL 110 [BUILDING] Area: 67,310 SqFt Billing Period: Mar 2017 | | | | | | |
| ELECTRIC | 24,438.00 kWh | 83 MMBtu | 0.001 MMBtu/SqFt | \$3,088.14 | \$0.126 /kWh | \$0.046 /SqFt |
| NATURALGAS | 1,224.00 CCF | 126 MMBtu | 0.002 MMBtu/SqFt | \$1,024.75 | \$0.837 /CCF | \$0.015 /SqFt |
| SEWER | 86.00 CCF | | | \$395.35 | \$4.597 /CCF | \$0.006 /SqFt |
| WATER | 215.00 CCF | | | \$1,338.57 | \$6.226 /CCF | \$0.020 /SqFt |
| Totals: | | 209 MMBtu | 0.003 MMBtu/SqFt | \$5,846.81 | | |

Energy

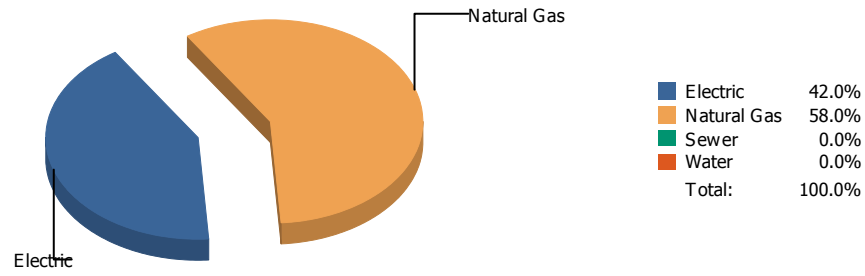


Cost

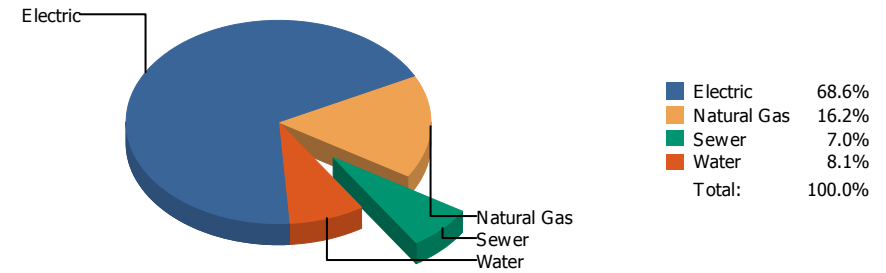


| Commodity | Common Use | Energy Use | Energy Use / Area | Total Cost | Cost / Unit | Cost / Area |
|--|---------------|------------------|-------------------------|--------------------|--------------|---------------|
| Place: [COLLINS] COLLINS 142 [BUILDING] Area: 81,245 SqFt Billing Period: Mar 2017 | | | | | | |
| ELECTRIC | 38,308.00 kWh | 131 MMBtu | 0.002 MMBtu/SqFt | \$5,108.27 | \$0.133 /kWh | \$0.063 /SqFt |
| NATURALGAS | 3,167.00 CCF | 326 MMBtu | 0.004 MMBtu/SqFt | \$2,016.68 | \$0.637 /CCF | \$0.025 /SqFt |
| SEWER | 221.00 CCF | | | \$571.46 | \$2.586 /CCF | \$0.007 /SqFt |
| WATER | 658.00 CCF | | | \$3,184.63 | \$4.840 /CCF | \$0.039 /SqFt |
| Totals: | | 457 MMBtu | 0.006 MMBtu/SqFt | \$10,881.04 | | |

Energy

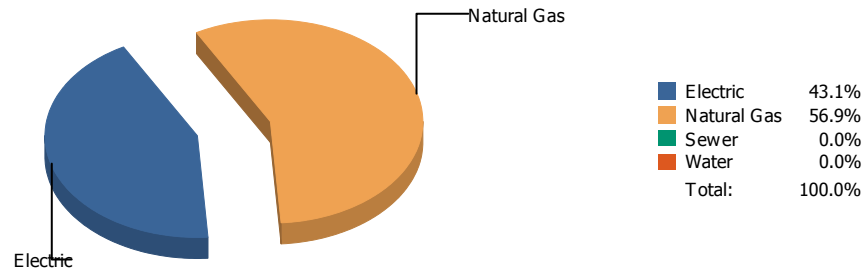


Cost

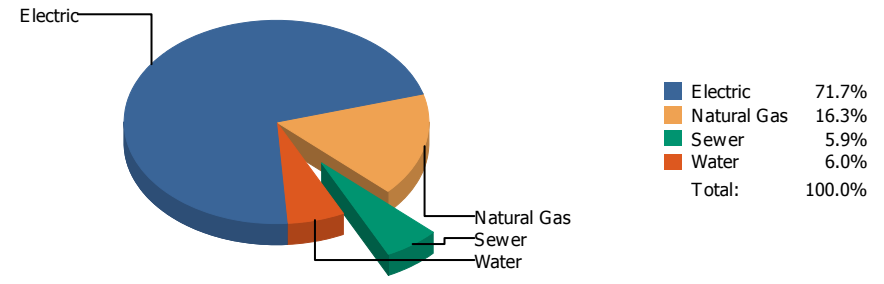


| Commodity | Common Use | Energy Use | Energy Use / Area | Total Cost | Cost / Unit | Cost / Area |
|---------------------------------------|---------------|------------------|-------------------------|--------------------|--------------|---------------|
| Place: [COOLEY] COOLEY 111 [BUILDING] | | | | | | |
| Area: 95,590 SqFt | | | | | | |
| Billing Period: Mar 2017 | | | | | | |
| ELECTRIC | 67,000.00 kWh | 229 MMBtu | 0.002 MMBtu/SqFt | \$8,373.56 | \$0.125 /kWh | \$0.088 /SqFt |
| NATURALGAS | 3,070.00 CCF | 316 MMBtu | 0.003 MMBtu/SqFt | \$1,981.43 | \$0.645 /CCF | \$0.021 /SqFt |
| SEWER | 165.00 CCF | | | \$856.70 | \$5.192 /CCF | \$0.009 /SqFt |
| WATER | 212.00 CCF | | | \$988.71 | \$4.664 /CCF | \$0.010 /SqFt |
| Totals: | | 545 MMBtu | 0.006 MMBtu/SqFt | \$12,200.40 | | |

Energy

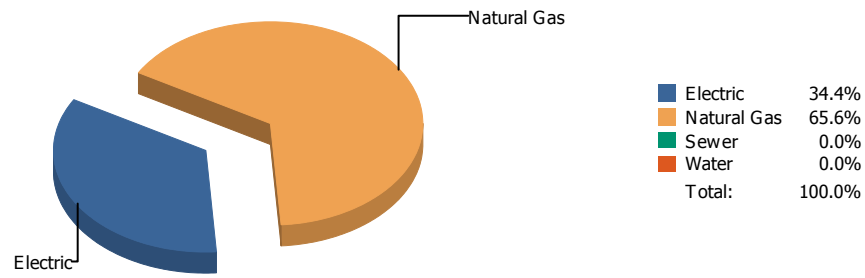


Cost

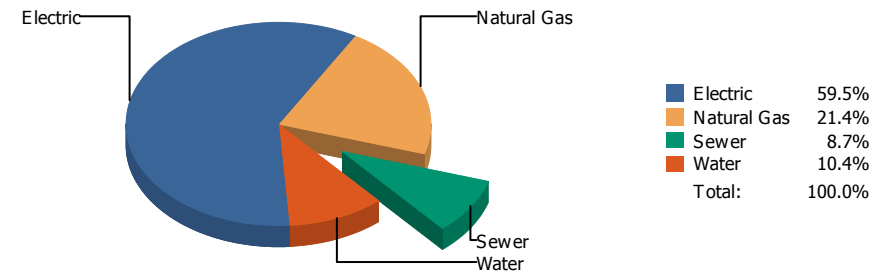


| Commodity | Common Use | Energy Use | Energy Use / Area | Total Cost | Cost / Unit | Cost / Area |
|---|----------------|--------------------|-------------------------|--------------------|--------------|---------------|
| Place: [CORONADO] CORONADO 005 [BUILDING] | | | | | | |
| Area: 406,757 SqFt | | | | | | |
| Billing Period: Mar 2017 | | | | | | |
| ELECTRIC | 187,487.00 kWh | 640 MMBtu | 0.002 MMBtu/SqFt | \$21,308.21 | \$0.114 /kWh | \$0.051 /SqFt |
| NATURALGAS | 8,197.00 CCF | 844 MMBtu | 0.002 MMBtu/SqFt | \$4,847.35 | \$0.591 /CCF | \$0.012 /SqFt |
| SEWER | 1,066.00 CCF | | | \$1,757.04 | \$1.648 /CCF | \$0.004 /SqFt |
| WATER | 635.00 CCF | | | \$1,787.28 | \$2.815 /CCF | \$0.004 /SqFt |
| Totals: | | 1,484 MMBtu | 0.004 MMBtu/SqFt | \$29,699.88 | | |

Energy

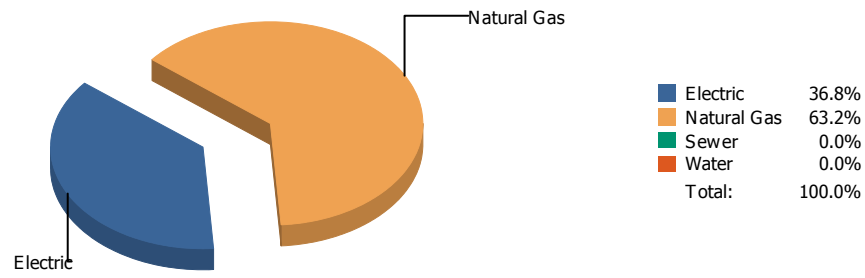


Cost

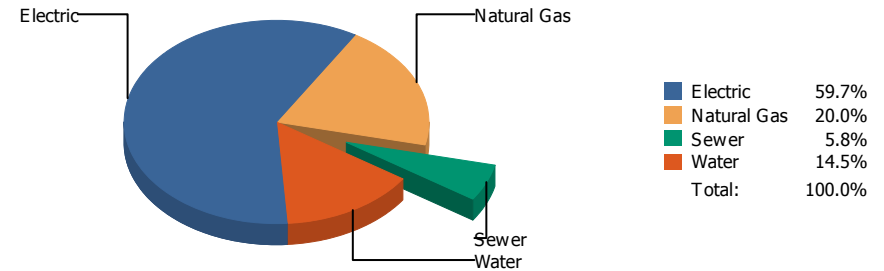


| Commodity | Common Use | Energy Use | Energy Use / Area | Total Cost | Cost / Unit | Cost / Area |
|---|---------------|------------------|-------------------------|-------------------|--------------|---------------|
| Place: [CROCKETT_1] CROCKETT 112 [BUILDING] | | | | | | |
| Area: 92,585 SqFt | | | | | | |
| Billing Period: Mar 2017 | | | | | | |
| ELECTRIC | 28,922.00 kWh | 99 MMBtu | 0.001 MMBtu/SqFt | \$3,193.89 | \$0.110 /kWh | \$0.034 /SqFt |
| NATURALGAS | 1,827.00 CCF | 188 MMBtu | 0.002 MMBtu/SqFt | \$1,148.23 | \$0.628 /CCF | \$0.012 /SqFt |
| SEWER | 191.00 CCF | | | \$467.94 | \$2.450 /CCF | \$0.005 /SqFt |
| WATER | 141.00 CCF | | | \$556.67 | \$3.948 /CCF | \$0.006 /SqFt |
| Totals: | | 287 MMBtu | 0.003 MMBtu/SqFt | \$5,366.73 | | |

Energy

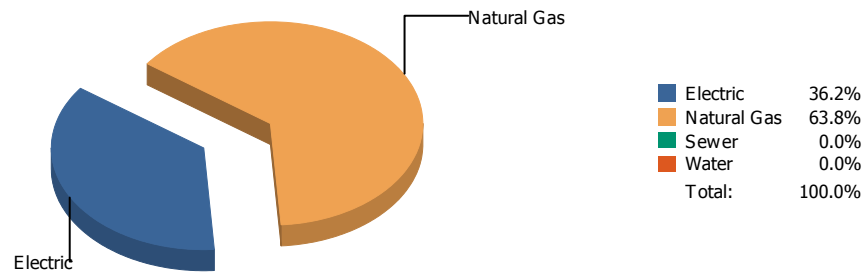


Cost

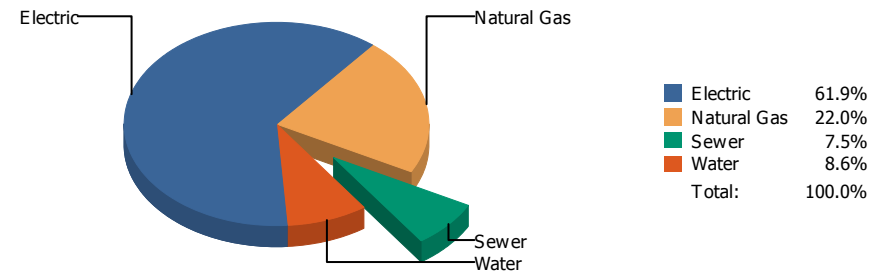


| Commodity | Common Use | Energy Use | Energy Use / Area | Total Cost | Cost / Unit | Cost / Area |
|--|---------------|------------------|-------------------------|-------------------|--------------|---------------|
| Place: [CROSBY] CROSBY 113 [BUILDING] Area: 83,100 SqFt Billing Period: Mar 2017 | | | | | | |
| ELECTRIC | 29,162.00 kWh | 100 MMBtu | 0.001 MMBtu/SqFt | \$3,466.05 | \$0.119 /kWh | \$0.042 /SqFt |
| NATURALGAS | 1,658.00 CCF | 171 MMBtu | 0.002 MMBtu/SqFt | \$1,162.52 | \$0.701 /CCF | \$0.014 /SqFt |
| SEWER | 87.00 CCF | | | \$337.33 | \$3.877 /CCF | \$0.004 /SqFt |
| WATER | 236.00 CCF | | | \$839.54 | \$3.557 /CCF | \$0.010 /SqFt |
| Totals: | | 270 MMBtu | 0.003 MMBtu/SqFt | \$5,805.44 | | |

Energy

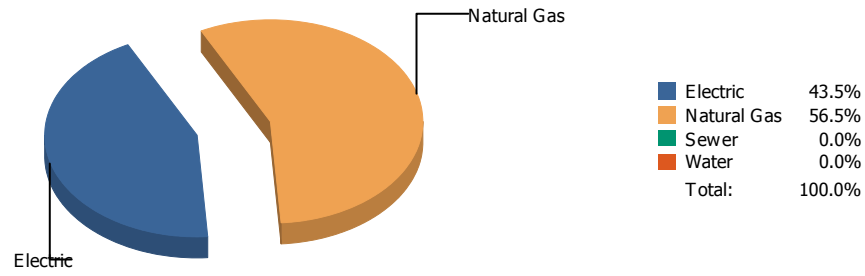


Cost

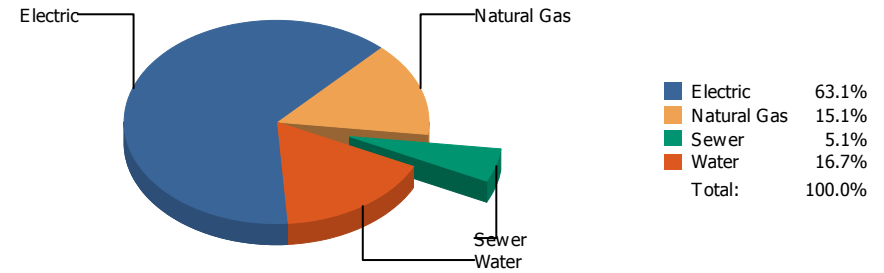


| Commodity | Common Use | Energy Use | Energy Use / Area | Total Cost | Cost / Unit | Cost / Area |
|--|---------------|------------------|-------------------------|-------------------|--------------|---------------|
| Place: [DOUGLASS] DOUGLASS 114 [BUILDING] Area: 86,903 SqFt Billing Period: Mar 2017 | | | | | | |
| ELECTRIC | 29,012.00 kWh | 99 MMBtu | 0.001 MMBtu/SqFt | \$3,360.79 | \$0.116 /kWh | \$0.039 /SqFt |
| NATURALGAS | 1,697.00 CCF | 175 MMBtu | 0.002 MMBtu/SqFt | \$1,193.89 | \$0.704 /CCF | \$0.014 /SqFt |
| SEWER | 93.00 CCF | | | \$409.86 | \$4.407 /CCF | \$0.005 /SqFt |
| WATER | 154.00 CCF | | | \$468.35 | \$3.041 /CCF | \$0.005 /SqFt |
| Totals: | | 274 MMBtu | 0.003 MMBtu/SqFt | \$5,432.89 | | |

Energy

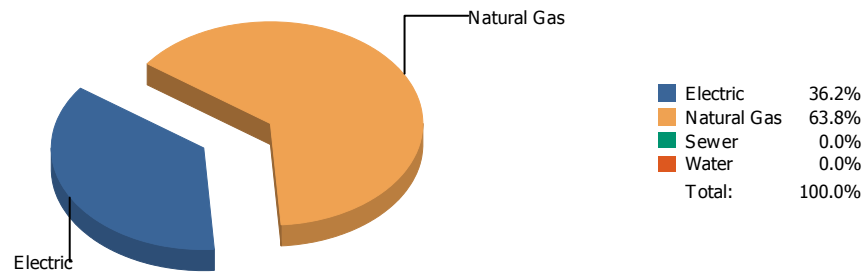


Cost

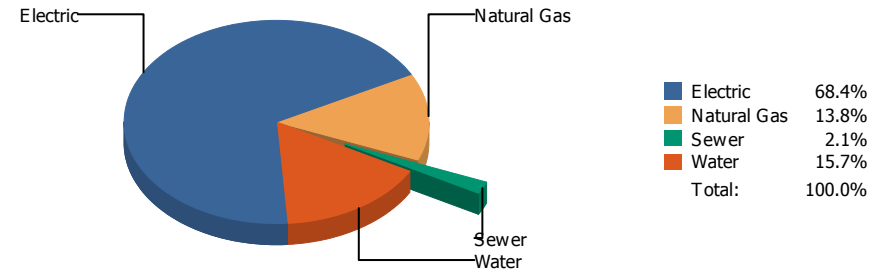


| Commodity | Common Use | Energy Use | Energy Use / Area | Total Cost | Cost / Unit | Cost / Area |
|---------------------------------------|---------------|------------------|-------------------------|-------------------|--------------|---------------|
| Place: [DOWELL] DOWELL 115 [BUILDING] | | | | | | |
| Area: 55,801 SqFt | | | | | | |
| Billing Period: Mar 2017 | | | | | | |
| ELECTRIC | 18,770.00 kWh | 64 MMBtu | 0.001 MMBtu/SqFt | \$2,392.10 | \$0.127 /kWh | \$0.043 /SqFt |
| NATURALGAS | 808.00 CCF | 83 MMBtu | 0.001 MMBtu/SqFt | \$571.97 | \$0.708 /CCF | \$0.010 /SqFt |
| SEWER | 58.00 CCF | | | \$192.54 | \$3.320 /CCF | \$0.003 /SqFt |
| WATER | 176.00 CCF | | | \$634.02 | \$3.602 /CCF | \$0.011 /SqFt |
| Totals: | | 147 MMBtu | 0.003 MMBtu/SqFt | \$3,790.63 | | |

Energy

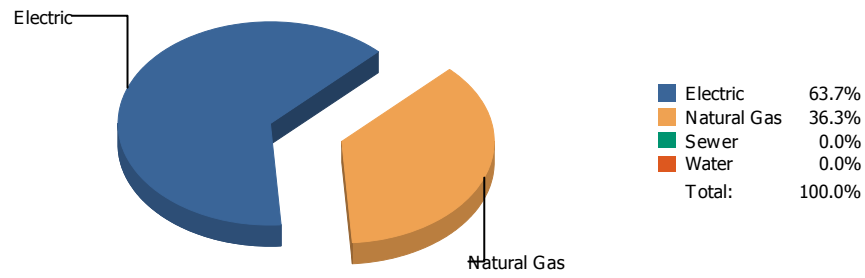


Cost

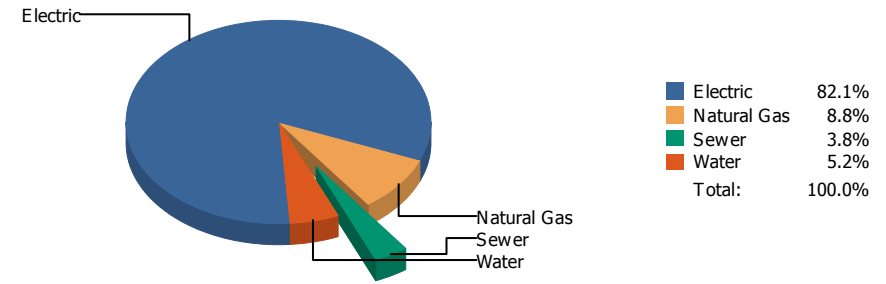


| Commodity | Common Use | Energy Use | Energy Use / Area | Total Cost | Cost / Unit | Cost / Area |
|--|---------------|------------------|-------------------------|--------------------|--------------|---------------|
| Place: [DRHORNEDOMIDDLESCHOOL_1] DR. HORNEDO MIDDLE SCHOOL 058 [BUILDING] | | | | | | |
| Area: 184,871 SqFt | | | | | | |
| Billing Period: Mar 2017 | | | | | | |
| ELECTRIC | 80,849.00 kWh | 276 MMBtu | 0.001 MMBtu/SqFt | \$13,737.99 | \$0.170 /kWh | \$0.074 /SqFt |
| NATURALGAS | 4,716.00 CCF | 486 MMBtu | 0.003 MMBtu/SqFt | \$2,766.90 | \$0.587 /CCF | \$0.015 /SqFt |
| SEWER | 220.00 CCF | | | \$414.40 | \$1.884 /CCF | \$0.002 /SqFt |
| WATER | 612.00 CCF | | | \$3,157.30 | \$5.159 /CCF | \$0.017 /SqFt |
| Totals: | | 762 MMBtu | 0.004 MMBtu/SqFt | \$20,076.59 | | |

Energy

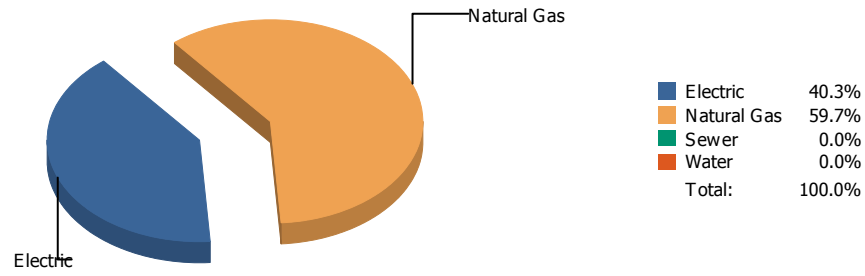


Cost

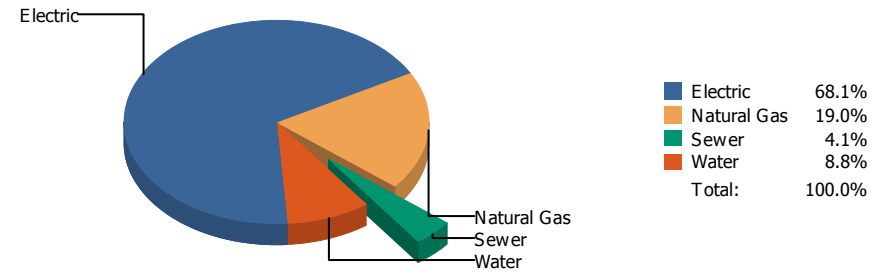


| Commodity | Common Use | Energy Use | Energy Use / Area | Total Cost | Cost / Unit | Cost / Area |
|---|----------------|--------------------|-------------------------|--------------------|--------------|---------------|
| Place: [ED CENTER] ED CENTER 919 [BUILDING] | | | | | | |
| Area: 220,243 SqFt | | | | | | |
| Billing Period: Mar 2017 | | | | | | |
| ELECTRIC | 217,995.00 kWh | 744 MMBtu | 0.003 MMBtu/SqFt | \$22,925.21 | \$0.105 /kWh | \$0.104 /SqFt |
| NATURALGAS | 4,125.00 CCF | 425 MMBtu | 0.002 MMBtu/SqFt | \$2,465.79 | \$0.598 /CCF | \$0.011 /SqFt |
| SEWER | 328.00 CCF | | | \$1,057.08 | \$3.223 /CCF | \$0.005 /SqFt |
| WATER | 437.00 CCF | | | \$1,459.15 | \$3.339 /CCF | \$0.006 /SqFt |
| Totals: | | 1,169 MMBtu | 0.005 MMBtu/SqFt | \$27,907.23 | | |

Energy

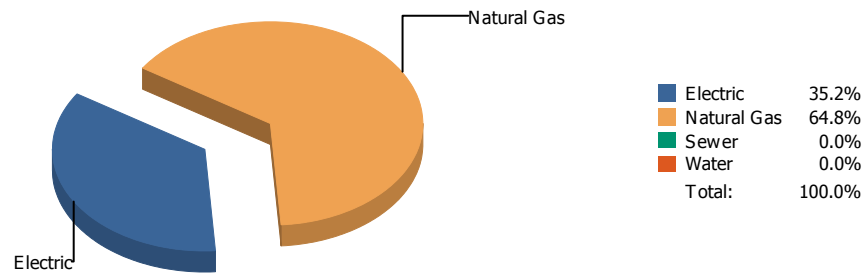


Cost

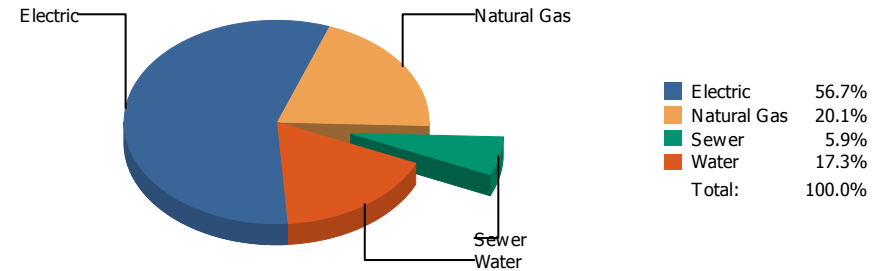


| Commodity | Common Use | Energy Use | Energy Use / Area | Total Cost | Cost / Unit | Cost / Area |
|--|----------------|--------------------|-------------------------|--------------------|--------------|---------------|
| Place: [EL PASO] EL PASO HIGH 006 [BUILDING] | | | | | | |
| Area: 236,062 SqFt | | | | | | |
| Billing Period: Mar 2017 | | | | | | |
| ELECTRIC | 152,553.00 kWh | 521 MMBtu | 0.002 MMBtu/SqFt | \$17,598.28 | \$0.115 /kWh | \$0.074 /SqFt |
| NATURALGAS | 7,493.00 CCF | 772 MMBtu | 0.003 MMBtu/SqFt | \$4,904.04 | \$0.654 /CCF | \$0.021 /SqFt |
| SEWER | 385.00 CCF | | | \$1,072.22 | \$2.785 /CCF | \$0.004 /SqFt |
| WATER | 631.00 CCF | | | \$2,276.37 | \$3.608 /CCF | \$0.009 /SqFt |
| Totals: | | 1,292 MMBtu | 0.005 MMBtu/SqFt | \$25,850.91 | | |

Energy

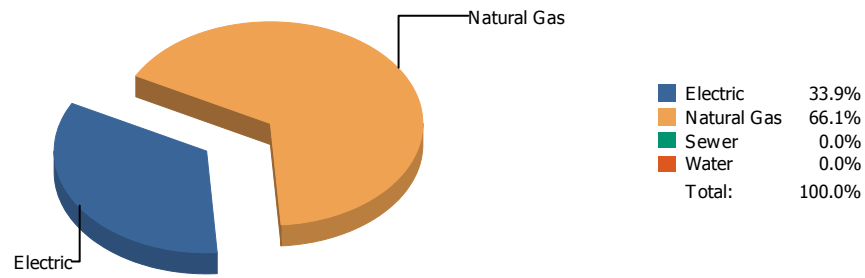


Cost

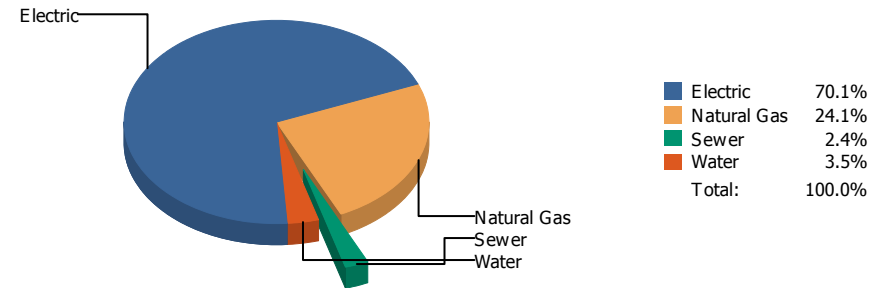


| Commodity | Common Use | Energy Use | Energy Use / Area | Total Cost | Cost / Unit | Cost / Area |
|---------------------------------------|---------------|------------------|-------------------------|-------------------|--------------|---------------|
| Place: [FANNIN] FANNIN 116 [BUILDING] | | | | | | |
| Area: 73,291 SqFt | | | | | | |
| Billing Period: Mar 2017 | | | | | | |
| ELECTRIC | 35,211.00 kWh | 120 MMBtu | 0.002 MMBtu/SqFt | \$4,364.70 | \$0.124 /kWh | \$0.060 /SqFt |
| NATURALGAS | 2,145.00 CCF | 221 MMBtu | 0.003 MMBtu/SqFt | \$1,546.10 | \$0.721 /CCF | \$0.021 /SqFt |
| SEWER | 100.00 CCF | | | \$456.04 | \$4.560 /CCF | \$0.006 /SqFt |
| WATER | 364.00 CCF | | | \$1,335.65 | \$3.669 /CCF | \$0.018 /SqFt |
| Totals: | | 341 MMBtu | 0.005 MMBtu/SqFt | \$7,702.49 | | |

Energy

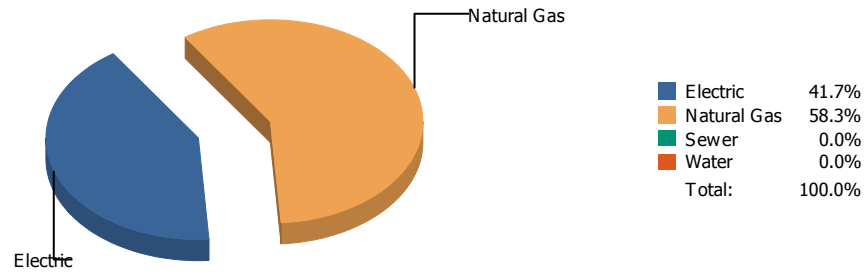


Cost

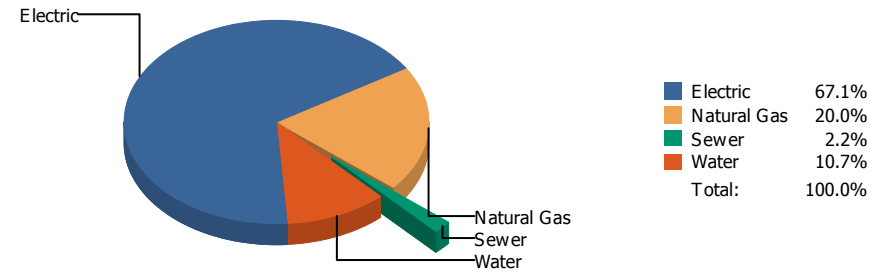


| Commodity | Common Use | Energy Use | Energy Use / Area | Total Cost | Cost / Unit | Cost / Area |
|---|----------------|--------------------|-------------------------|--------------------|--------------|---------------|
| Place: [FRANKLIN] FRANKLIN HIGH SCHOOL 010 [BUILDING] | | | | | | |
| Area: 329,377 SqFt | | | | | | |
| Billing Period: Mar 2017 | | | | | | |
| ELECTRIC | 238,941.00 kWh | 816 MMBtu | 0.002 MMBtu/SqFt | \$26,069.94 | \$0.109 /kWh | \$0.079 /SqFt |
| NATURALGAS | 15,455.00 CCF | 1,592 MMBtu | 0.005 MMBtu/SqFt | \$8,941.66 | \$0.579 /CCF | \$0.027 /SqFt |
| SEWER | 399.00 CCF | | | \$878.14 | \$2.201 /CCF | \$0.003 /SqFt |
| WATER | 464.00 CCF | | | \$1,283.17 | \$2.765 /CCF | \$0.004 /SqFt |
| Totals: | | 2,407 MMBtu | 0.007 MMBtu/SqFt | \$37,172.91 | | |

Energy

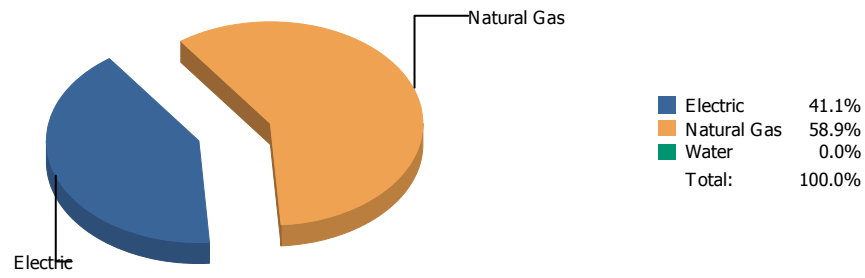


Cost

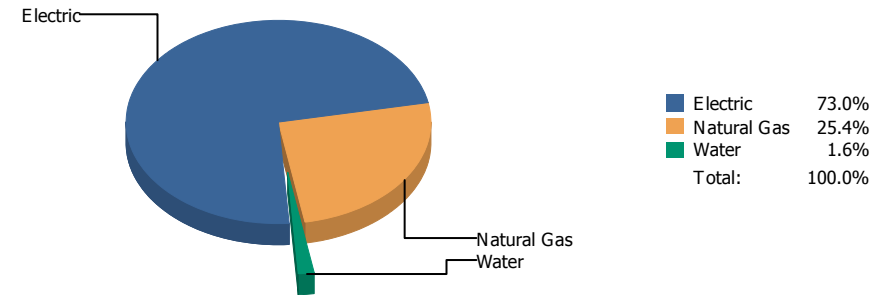


| Commodity | Common Use | Energy Use | Energy Use / Area | Total Cost | Cost / Unit | Cost / Area |
|---|----------------|--------------------|-------------------------|--------------------|--------------|---------------|
| Place: [FRANKLIN9THGRADECENTER_2] FRANKLIN 9TH GRADE CENTER 053 [BUILDING] | | | | | | |
| Area: 193,158 SqFt | | | | | | |
| Billing Period: Mar 2017 | | | | | | |
| ELECTRIC | 175,000.00 kWh | 597 MMBtu | 0.003 MMBtu/SqFt | \$15,780.73 | \$0.090 /kWh | \$0.082 /SqFt |
| NATURALGAS | 8,109.00 CCF | 835 MMBtu | 0.004 MMBtu/SqFt | \$4,689.70 | \$0.578 /CCF | \$0.024 /SqFt |
| SEWER | 142.00 CCF | | | \$513.52 | \$3.616 /CCF | \$0.003 /SqFt |
| WATER | 1,367.00 CCF | | | \$2,522.38 | \$1.845 /CCF | \$0.013 /SqFt |
| Totals: | | 1,433 MMBtu | 0.007 MMBtu/SqFt | \$23,506.33 | | |

Energy

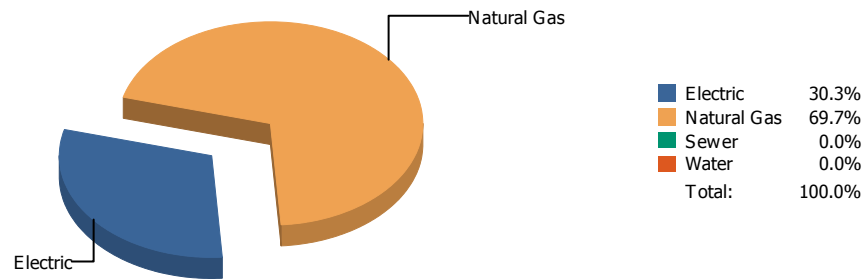


Cost

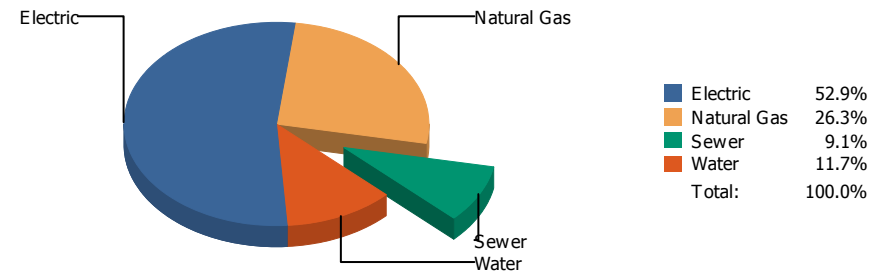


| Commodity | Common Use | Energy Use | Energy Use / Area | Total Cost | Cost / Unit | Cost / Area |
|---|---------------|------------------|-------------------------|-------------------|--------------|---------------|
| Place: [GAMBLE] JAMES GAMBLE WAREHOUSE [BUILDING] | | | | | | |
| Area: 53,241 SqFt | | | | | | |
| Billing Period: Mar 2017 | | | | | | |
| ELECTRIC | 25,000.00 kWh | 85 MMBtu | 0.002 MMBtu/SqFt | \$2,261.04 | \$0.090 /kWh | \$0.042 /SqFt |
| NATURALGAS | 1,187.00 CCF | 122 MMBtu | 0.002 MMBtu/SqFt | \$787.27 | \$0.663 /CCF | \$0.015 /SqFt |
| WATER | 0.00 CCF | | | \$50.44 | \$0.000 /CCF | \$0.001 /SqFt |
| Totals: | | 208 MMBtu | 0.004 MMBtu/SqFt | \$3,098.75 | | |

Energy

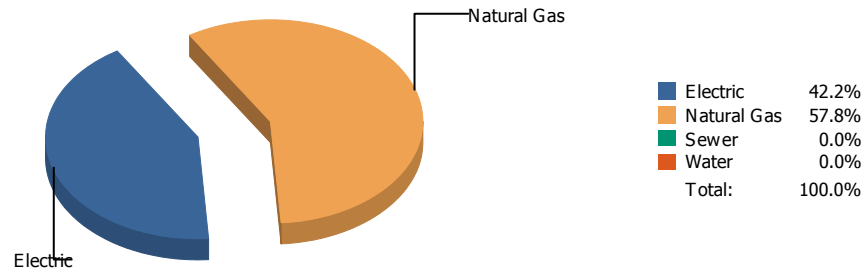


Cost

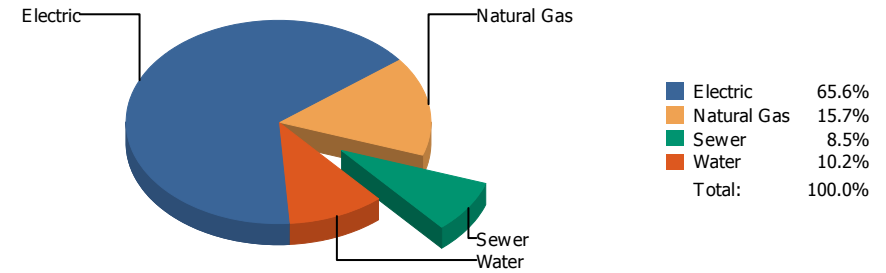


| Commodity | Common Use | Energy Use | Energy Use / Area | Total Cost | Cost / Unit | Cost / Area |
|--|---------------|------------------|-------------------------|-------------------|--------------|---------------|
| Place: [GREEN] GREEN ELEMENTARY SCHOOL 162 [BUILDING] | | | | | | |
| Area: 88,156 SqFt | | | | | | |
| Billing Period: Mar 2017 | | | | | | |
| ELECTRIC | 30,600.00 kWh | 104 MMBtu | 0.001 MMBtu/SqFt | \$3,119.43 | \$0.102 /kWh | \$0.035 /SqFt |
| NATURALGAS | 2,336.00 CCF | 241 MMBtu | 0.003 MMBtu/SqFt | \$1,550.26 | \$0.664 /CCF | \$0.018 /SqFt |
| SEWER | 106.00 CCF | | | \$534.39 | \$5.041 /CCF | \$0.006 /SqFt |
| WATER | 149.00 CCF | | | \$688.62 | \$4.622 /CCF | \$0.008 /SqFt |
| Totals: | | 345 MMBtu | 0.004 MMBtu/SqFt | \$5,892.70 | | |

Energy

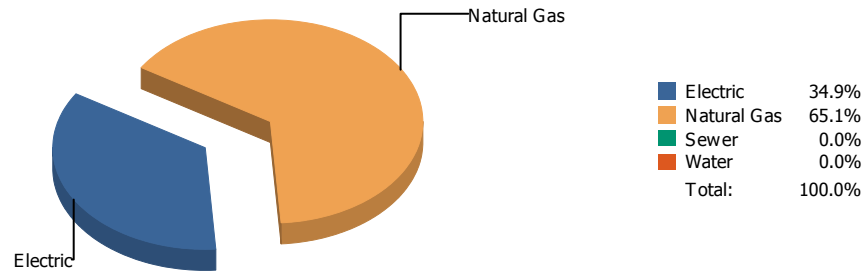


Cost

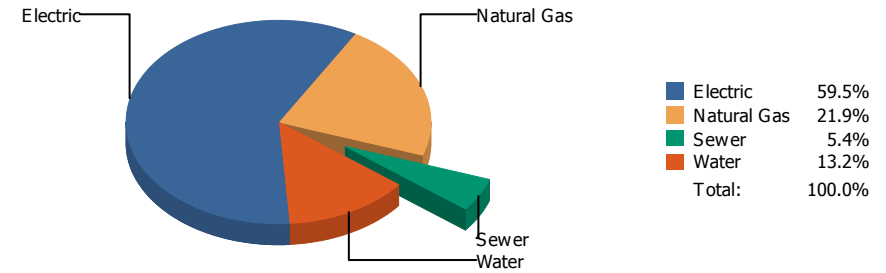


| Commodity | Common Use | Energy Use | Energy Use / Area | Total Cost | Cost / Unit | Cost / Area |
|--|---------------|------------------|-------------------------|-------------------|--------------|---------------|
| Place: [GUERRERO] ROSA GUERRERO ELEMENTARY 163 [BUILDING] | | | | | | |
| Area: 88,641 SqFt | | | | | | |
| Billing Period: Mar 2017 | | | | | | |
| ELECTRIC | 39,020.00 kWh | 133 MMBtu | 0.002 MMBtu/SqFt | \$5,128.76 | \$0.131 /kWh | \$0.058 /SqFt |
| NATURALGAS | 1,769.00 CCF | 182 MMBtu | 0.002 MMBtu/SqFt | \$1,226.01 | \$0.693 /CCF | \$0.014 /SqFt |
| SEWER | 124.00 CCF | | | \$666.67 | \$5.376 /CCF | \$0.007 /SqFt |
| WATER | 288.00 CCF | | | \$794.35 | \$2.758 /CCF | \$0.009 /SqFt |
| Totals: | | 315 MMBtu | 0.004 MMBtu/SqFt | \$7,815.79 | | |

Energy

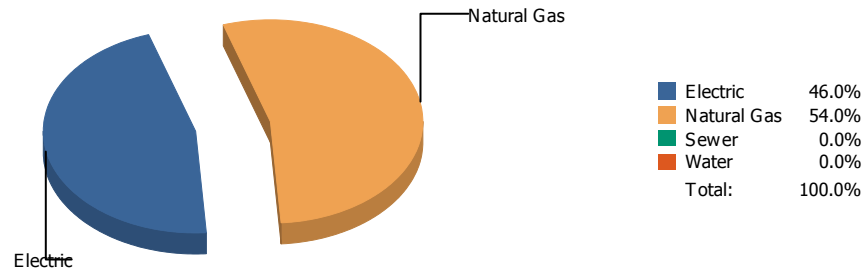


Cost

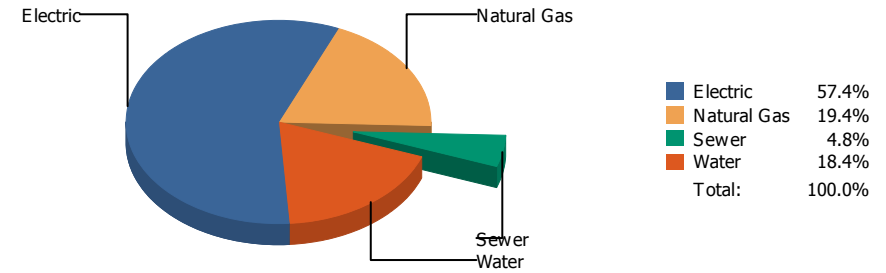


| Commodity | Common Use | Energy Use | Energy Use / Area | Total Cost | Cost / Unit | Cost / Area |
|---|---------------|------------------|-------------------------|--------------------|--------------|---------------|
| Place: [GUILLEN] GUILLEN 044 [BUILDING] Area: 223,773 SqFt Billing Period: Mar 2017 | | | | | | |
| ELECTRIC | 78,629.00 kWh | 268 MMBtu | 0.001 MMBtu/SqFt | \$8,126.77 | \$0.103 /kWh | \$0.036 /SqFt |
| NATURALGAS | 4,850.00 CCF | 500 MMBtu | 0.002 MMBtu/SqFt | \$2,996.67 | \$0.618 /CCF | \$0.013 /SqFt |
| SEWER | 252.00 CCF | | | \$732.16 | \$2.905 /CCF | \$0.003 /SqFt |
| WATER | 503.00 CCF | | | \$1,806.57 | \$3.592 /CCF | \$0.008 /SqFt |
| Totals: | | 768 MMBtu | 0.003 MMBtu/SqFt | \$13,662.17 | | |

Energy

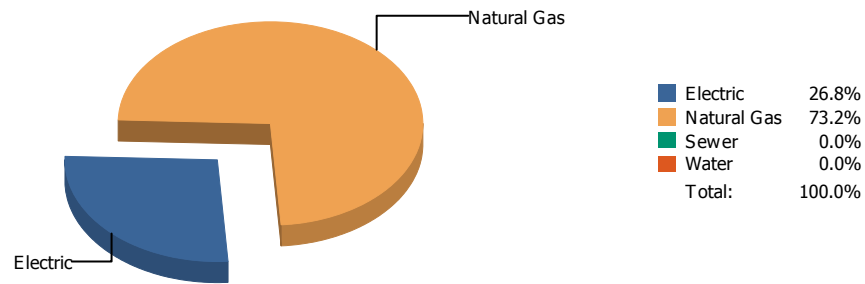


Cost

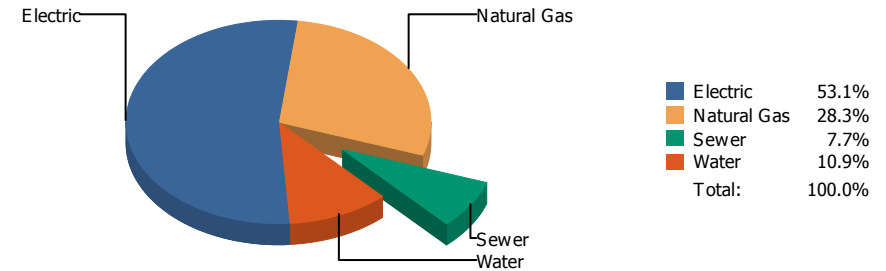


| Commodity | Common Use | Energy Use | Energy Use / Area | Total Cost | Cost / Unit | Cost / Area |
|--|---------------|------------------|-------------------------|-------------------|--------------|---------------|
| Place: [HART] HART 118 [BUILDING] Area: 63,357 SqFt Billing Period: Mar 2017 | | | | | | |
| ELECTRIC | 47,640.00 kWh | 163 MMBtu | 0.003 MMBtu/SqFt | \$3,468.27 | \$0.073 /kWh | \$0.055 /SqFt |
| NATURALGAS | 1,851.00 CCF | 191 MMBtu | 0.003 MMBtu/SqFt | \$1,171.66 | \$0.633 /CCF | \$0.018 /SqFt |
| SEWER | 60.00 CCF | | | \$290.03 | \$4.834 /CCF | \$0.005 /SqFt |
| WATER | 206.00 CCF | | | \$1,112.75 | \$5.402 /CCF | \$0.017 /SqFt |
| Totals: | | 353 MMBtu | 0.006 MMBtu/SqFt | \$6,042.71 | | |

Energy

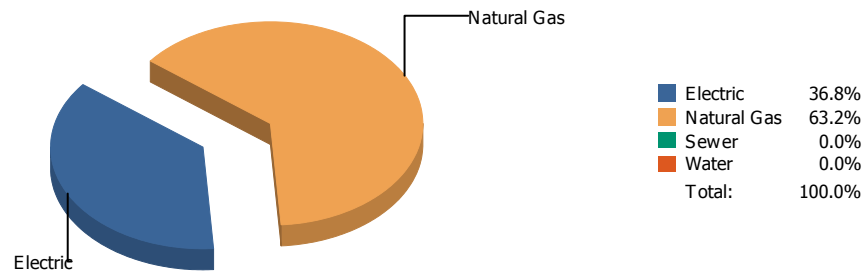


Cost

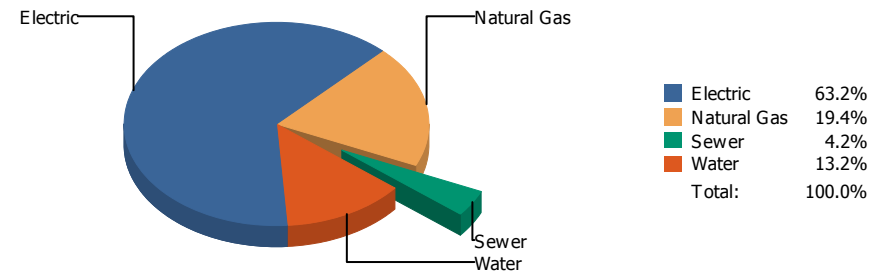


| Commodity | Common Use | Energy Use | Energy Use / Area | Total Cost | Cost / Unit | Cost / Area |
|--|---------------|------------------|-------------------------|-------------------|--------------|---------------|
| Place: [HAWKINS] HAWKINS 119 [BUILDING] Area: 57,207 SqFt Billing Period: Mar 2017 | | | | | | |
| ELECTRIC | 25,644.00 kWh | 88 MMBtu | 0.002 MMBtu/SqFt | \$2,702.92 | \$0.105 /kWh | \$0.047 /SqFt |
| NATURALGAS | 2,325.00 CCF | 239 MMBtu | 0.004 MMBtu/SqFt | \$1,441.44 | \$0.620 /CCF | \$0.025 /SqFt |
| SEWER | 88.00 CCF | | | \$392.20 | \$4.457 /CCF | \$0.007 /SqFt |
| WATER | 81.00 CCF | | | \$556.62 | \$6.872 /CCF | \$0.010 /SqFt |
| Totals: | | 327 MMBtu | 0.006 MMBtu/SqFt | \$5,093.18 | | |

Energy

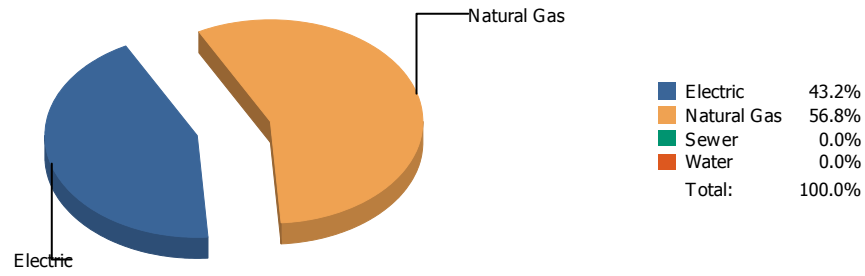


Cost

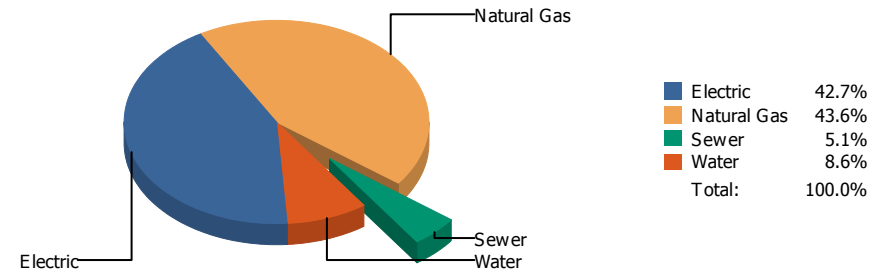


| Commodity | Common Use | Energy Use | Energy Use / Area | Total Cost | Cost / Unit | Cost / Area |
|--|---------------|------------------|-------------------------|-------------------|--------------|---------------|
| Place: [HENDERSO] HENDERSON 041 [BUILDING] | | | | | | |
| Area: 145,254 SqFt | | | | | | |
| Billing Period: Mar 2017 | | | | | | |
| ELECTRIC | 44,095.00 kWh | 150 MMBtu | 0.001 MMBtu/SqFt | \$5,035.47 | \$0.114 /kWh | \$0.035 /SqFt |
| NATURALGAS | 2,509.00 CCF | 258 MMBtu | 0.002 MMBtu/SqFt | \$1,546.15 | \$0.616 /CCF | \$0.011 /SqFt |
| SEWER | 120.00 CCF | | | \$332.39 | \$2.770 /CCF | \$0.002 /SqFt |
| WATER | 339.00 CCF | | | \$1,050.01 | \$3.097 /CCF | \$0.007 /SqFt |
| Totals: | | 409 MMBtu | 0.003 MMBtu/SqFt | \$7,964.02 | | |

Energy

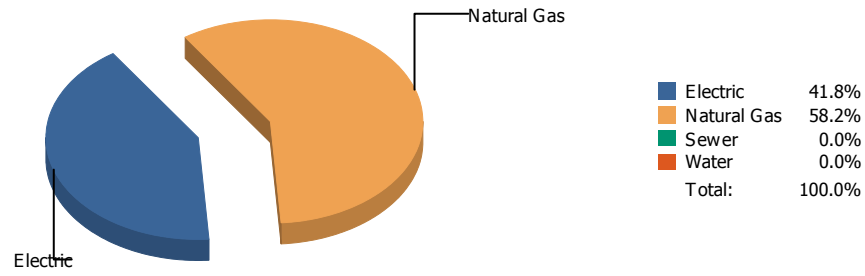


Cost

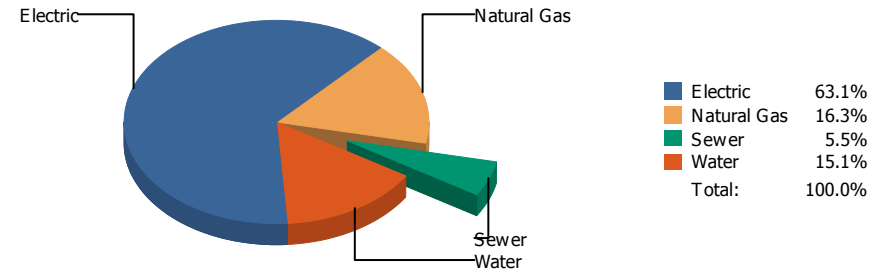


| Commodity | Common Use | Energy Use | Energy Use / Area | Total Cost | Cost / Unit | Cost / Area |
|---|--------------|-----------------|-------------------------|-------------------|--------------|---------------|
| Place: [HERCULES] HERCULES COTTAGES 141A [BUILDING] | | | | | | |
| Area: 10,160 SqFt | | | | | | |
| Billing Period: Mar 2017 | | | | | | |
| ELECTRIC | 3,833.00 kWh | 13 MMBtu | 0.001 MMBtu/SqFt | \$622.86 | \$0.162 /kWh | \$0.061 /SqFt |
| NATURALGAS | 167.00 CCF | 17 MMBtu | 0.002 MMBtu/SqFt | \$635.39 | \$3.805 /CCF | \$0.062 /SqFt |
| SEWER | 18.00 CCF | | | \$73.92 | \$4.107 /CCF | \$0.007 /SqFt |
| WATER | 37.00 CCF | | | \$125.27 | \$3.386 /CCF | \$0.012 /SqFt |
| Totals: | | 30 MMBtu | 0.003 MMBtu/SqFt | \$1,457.44 | | |

Energy



Cost



| Commodity | Common Use | Energy Use | Energy Use / Area | Total Cost | Cost / Unit | Cost / Area |
|---|---------------|------------------|-------------------------|-------------------|--------------|---------------|
| Place: [HERRERA_1] HERRERA ELEMENTARY 174 [BUILDING] | | | | | | |
| Area: 86,275 SqFt | | | | | | |
| Billing Period: Mar 2017 | | | | | | |
| ELECTRIC | 55,800.00 kWh | 190 MMBtu | 0.002 MMBtu/SqFt | \$6,148.00 | \$0.110 /kWh | \$0.071 /SqFt |
| NATURALGAS | 2,574.00 CCF | 265 MMBtu | 0.003 MMBtu/SqFt | \$1,583.14 | \$0.615 /CCF | \$0.018 /SqFt |
| SEWER | 94.00 CCF | | | \$540.07 | \$5.745 /CCF | \$0.006 /SqFt |
| WATER | 283.00 CCF | | | \$1,469.61 | \$5.193 /CCF | \$0.017 /SqFt |
| Totals: | | 456 MMBtu | 0.005 MMBtu/SqFt | \$9,740.82 | | |

Energy

Electric



■ Electric 100.0%
Total: 100.0%

Cost

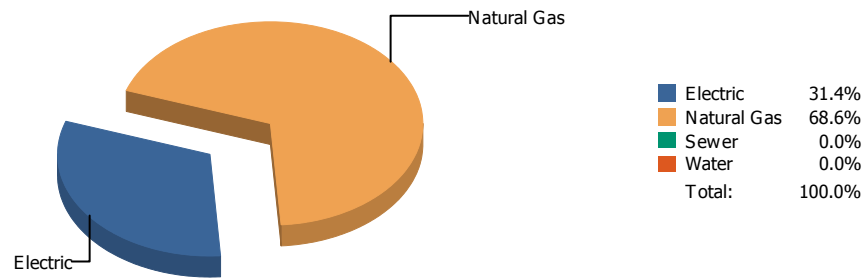
Electric



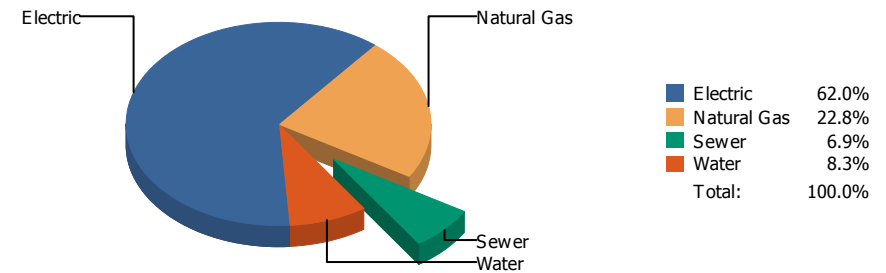
■ Electric 100.0%
Total: 100.0%

| Commodity | Common Use | Energy Use | Energy Use / Area | Total Cost | Cost / Unit | Cost / Area |
|---|---------------|-----------------|-------------------------|-------------------|--------------|---------------|
| Place: [HIGHLAND] HIGHLAND/ANNEX 120 [BUILDING] | | | | | | |
| Area: 33,705 SqFt | | | | | | |
| Billing Period: Mar 2017 | | | | | | |
| ELECTRIC | 14,920.00 kWh | 51 MMBtu | 0.002 MMBtu/SqFt | \$2,064.15 | \$0.138 /kWh | \$0.061 /SqFt |
| Totals: | | 51 MMBtu | 0.002 MMBtu/SqFt | \$2,064.15 | | |

Energy

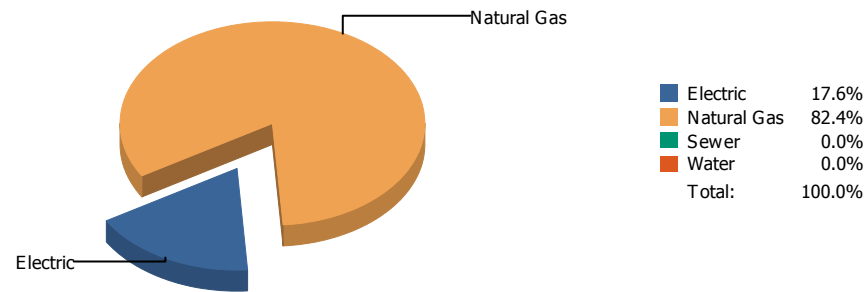


Cost

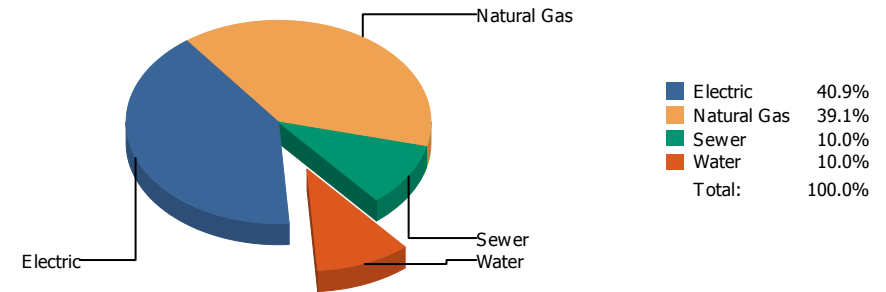


| Commodity | Common Use | Energy Use | Energy Use / Area | Total Cost | Cost / Unit | Cost / Area |
|---|---------------|------------------|-------------------------|-------------------|--------------|---------------|
| Place: [HILLSIDE] HILLSIDE 121 [BUILDING] | | | | | | |
| Area: 80,656 SqFt | | | | | | |
| Billing Period: Mar 2017 | | | | | | |
| ELECTRIC | 37,265.00 kWh | 127 MMBtu | 0.002 MMBtu/SqFt | \$5,132.84 | \$0.138 /kWh | \$0.063 /SqFt |
| NATURALGAS | 2,697.00 CCF | 278 MMBtu | 0.003 MMBtu/SqFt | \$1,883.68 | \$0.698 /CCF | \$0.023 /SqFt |
| SEWER | 100.00 CCF | | | \$574.63 | \$5.746 /CCF | \$0.007 /SqFt |
| WATER | 194.00 CCF | | | \$685.96 | \$3.536 /CCF | \$0.008 /SqFt |
| Totals: | | 405 MMBtu | 0.005 MMBtu/SqFt | \$8,277.11 | | |

Energy

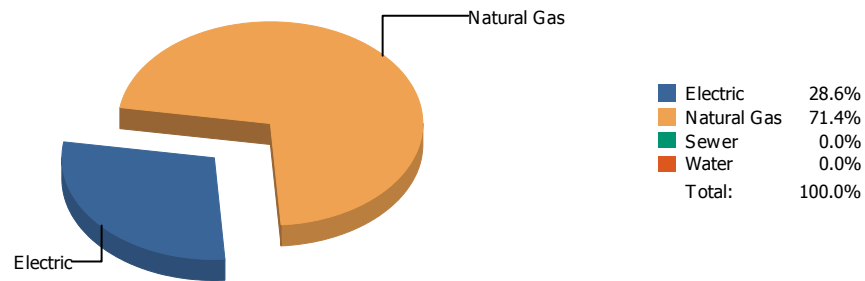


Cost

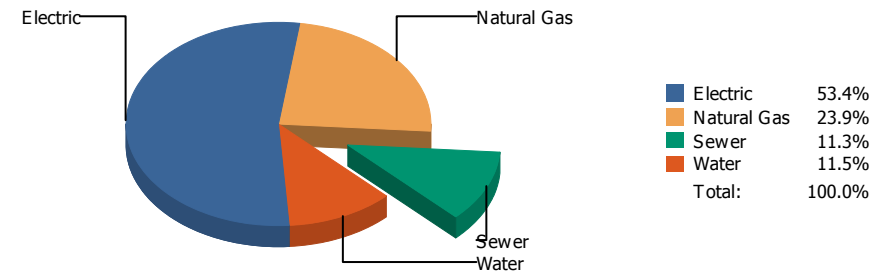


| Commodity | Common Use | Energy Use | Energy Use / Area | Total Cost | Cost / Unit | Cost / Area |
|--|---------------|------------------|-------------------------|-------------------|--------------|---------------|
| Place: [HOUSTON] HOUSTON 122 [BUILDING] Area: 84,178 SqFt Billing Period: Mar 2017 | | | | | | |
| ELECTRIC | 22,601.00 kWh | 77 MMBtu | 0.001 MMBtu/SqFt | \$2,426.85 | \$0.107 /kWh | \$0.029 /SqFt |
| NATURALGAS | 3,503.00 CCF | 361 MMBtu | 0.004 MMBtu/SqFt | \$2,318.13 | \$0.662 /CCF | \$0.027 /SqFt |
| SEWER | 94.00 CCF | | | \$595.73 | \$6.338 /CCF | \$0.007 /SqFt |
| WATER | 224.00 CCF | | | \$595.01 | \$2.656 /CCF | \$0.007 /SqFt |
| Totals: | | 438 MMBtu | 0.005 MMBtu/SqFt | \$5,935.72 | | |

Energy

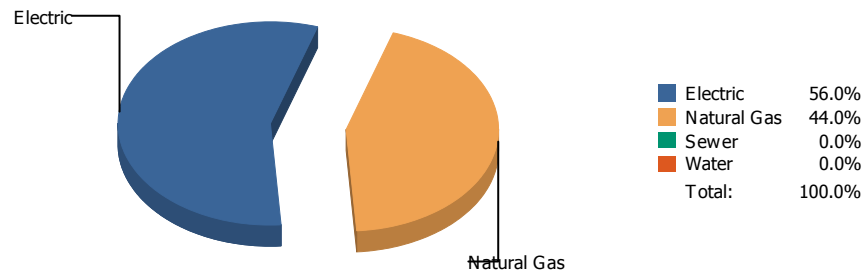


Cost

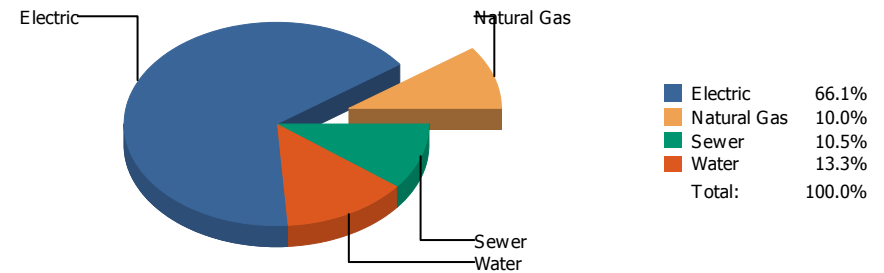


| Commodity | Common Use | Energy Use | Energy Use / Area | Total Cost | Cost / Unit | Cost / Area |
|--|---------------|------------------|-------------------------|-------------------|--------------|---------------|
| Place: [HUGHEY] HUGHEY 123 [BUILDING] Area: 74,815 SqFt Billing Period: Mar 2017 | | | | | | |
| ELECTRIC | 34,196.00 kWh | 117 MMBtu | 0.002 MMBtu/SqFt | \$4,360.87 | \$0.128 /kWh | \$0.058 /SqFt |
| NATURALGAS | 2,828.00 CCF | 291 MMBtu | 0.004 MMBtu/SqFt | \$1,952.19 | \$0.690 /CCF | \$0.026 /SqFt |
| SEWER | 163.00 CCF | | | \$919.41 | \$5.641 /CCF | \$0.012 /SqFt |
| WATER | 255.00 CCF | | | \$937.63 | \$3.677 /CCF | \$0.012 /SqFt |
| Totals: | | 408 MMBtu | 0.005 MMBtu/SqFt | \$8,170.10 | | |

Energy

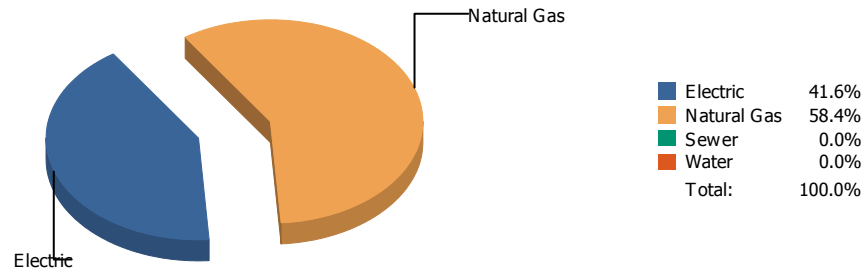


Cost

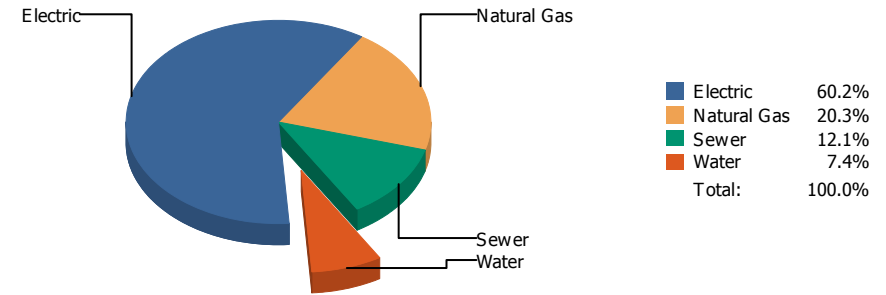


| Commodity | Common Use | Energy Use | Energy Use / Area | Total Cost | Cost / Unit | Cost / Area |
|---|---------------|------------------|-------------------------|--------------------|--------------|---------------|
| Place: [IRVIN] IRVIN 008 [BUILDING] Area: 303,804 SqFt Billing Period: Mar 2017 | | | | | | |
| ELECTRIC | 95,052.00 kWh | 324 MMBtu | 0.001 MMBtu/SqFt | \$10,696.40 | \$0.113 /kWh | \$0.035 /SqFt |
| NATURALGAS | 2,476.00 CCF | 255 MMBtu | 0.001 MMBtu/SqFt | \$1,621.65 | \$0.655 /CCF | \$0.005 /SqFt |
| SEWER | 997.00 CCF | | | \$1,704.26 | \$1.709 /CCF | \$0.006 /SqFt |
| WATER | 983.00 CCF | | | \$2,156.06 | \$2.193 /CCF | \$0.007 /SqFt |
| Totals: | | 579 MMBtu | 0.002 MMBtu/SqFt | \$16,178.37 | | |

Energy

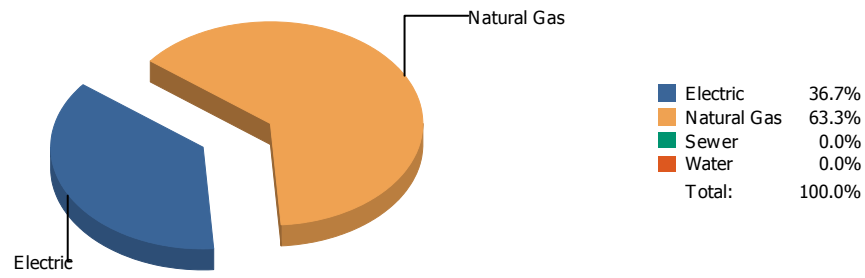


Cost

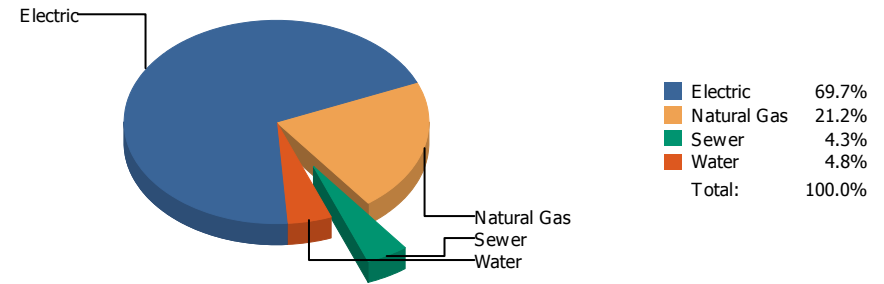


| Commodity | Common Use | Energy Use | Energy Use / Area | Total Cost | Cost / Unit | Cost / Area |
|--|----------------|------------------|-------------------------|--------------------|---------------|---------------|
| Place: [JEFFERSN] JEFFERSON 009 [BUILDING] | | | | | | |
| Area: 257,708 SqFt | | | | | | |
| Billing Period: Mar 2017 | | | | | | |
| ELECTRIC | 108,211.00 kWh | 369 MMBtu | 0.001 MMBtu/SqFt | \$11,186.60 | \$0.103 /kWh | \$0.043 /SqFt |
| NATURALGAS | 5,042.00 CCF | 519 MMBtu | 0.002 MMBtu/SqFt | \$3,776.08 | \$0.749 /CCF | \$0.014 /SqFt |
| SEWER | 166.00 CCF | | | \$2,255.08 | \$13.585 /CCF | \$0.009 /SqFt |
| WATER | 358.00 CCF | | | \$1,376.23 | \$3.844 /CCF | \$0.005 /SqFt |
| Totals: | | 889 MMBtu | 0.003 MMBtu/SqFt | \$18,593.99 | | |

Energy

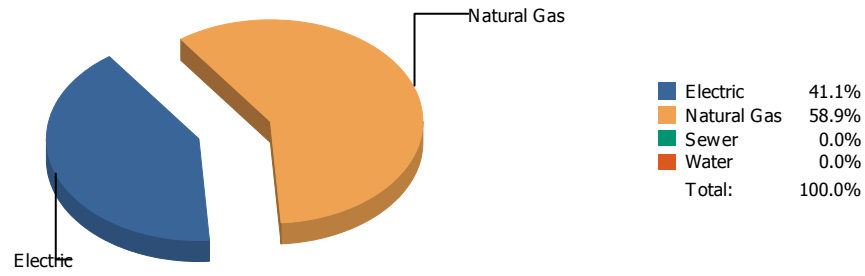


Cost

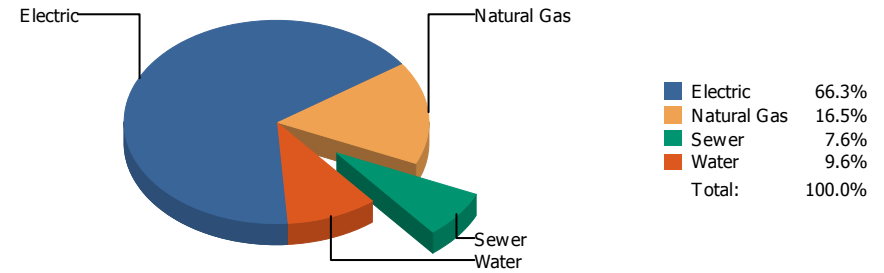


| Commodity | Common Use | Energy Use | Energy Use / Area | Total Cost | Cost / Unit | Cost / Area |
|--|---------------|------------------|-------------------------|--------------------|--------------|---------------|
| Place: [JOHNSON] L.B. JOHNSON 155 [BUILDING] Area: 87,993 SqFt Billing Period: Mar 2017 | | | | | | |
| ELECTRIC | 67,550.00 kWh | 231 MMBtu | 0.003 MMBtu/SqFt | \$7,901.04 | \$0.117 /kWh | \$0.090 /SqFt |
| NATURALGAS | 3,855.00 CCF | 397 MMBtu | 0.005 MMBtu/SqFt | \$2,401.88 | \$0.623 /CCF | \$0.027 /SqFt |
| SEWER | 103.00 CCF | | | \$486.50 | \$4.723 /CCF | \$0.006 /SqFt |
| WATER | 173.00 CCF | | | \$544.16 | \$3.145 /CCF | \$0.006 /SqFt |
| Totals: | | 628 MMBtu | 0.007 MMBtu/SqFt | \$11,333.58 | | |

Energy

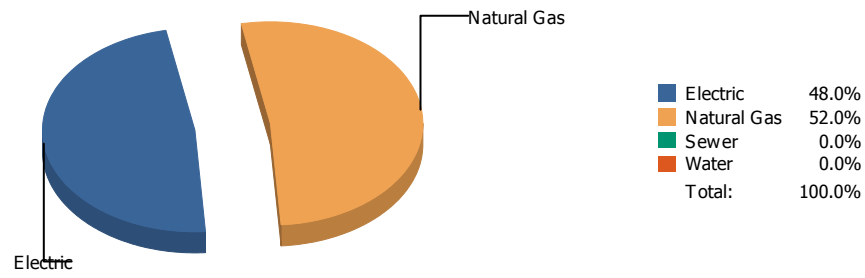


Cost

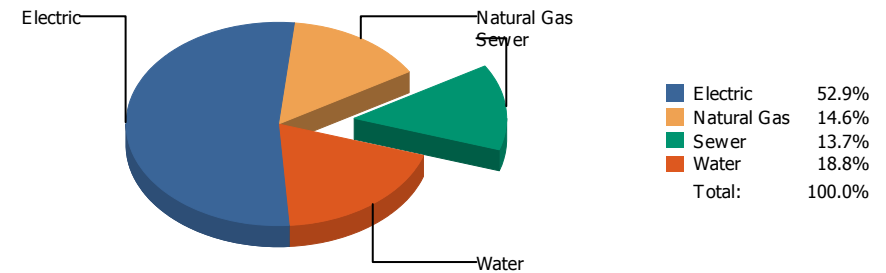


| Commodity | Common Use | Energy Use | Energy Use / Area | Total Cost | Cost / Unit | Cost / Area |
|---|---------------|------------------|-------------------------|-------------------|--------------|---------------|
| Place: [KOHLBERG] KOHLBERG ELEMENTARY [BUILDING] | | | | | | |
| Area: 99,884 SqFt | | | | | | |
| Billing Period: Mar 2017 | | | | | | |
| ELECTRIC | 46,540.00 kWh | 159 MMBtu | 0.002 MMBtu/SqFt | \$5,944.50 | \$0.128 /kWh | \$0.060 /SqFt |
| NATURALGAS | 2,209.00 CCF | 228 MMBtu | 0.002 MMBtu/SqFt | \$1,480.62 | \$0.670 /CCF | \$0.015 /SqFt |
| SEWER | 320.00 CCF | | | \$684.35 | \$2.139 /CCF | \$0.007 /SqFt |
| WATER | 284.00 CCF | | | \$862.23 | \$3.036 /CCF | \$0.009 /SqFt |
| Totals: | | 386 MMBtu | 0.004 MMBtu/SqFt | \$8,971.70 | | |

Energy

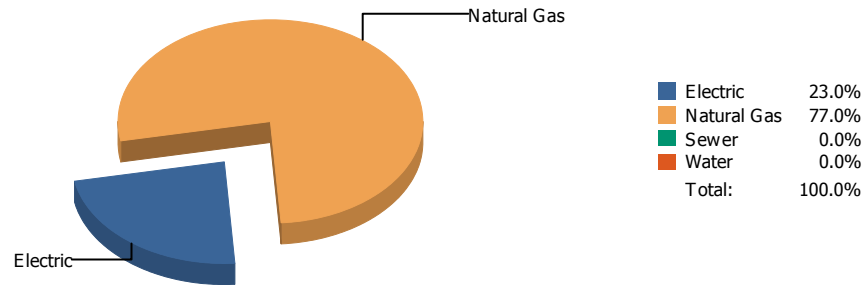


Cost

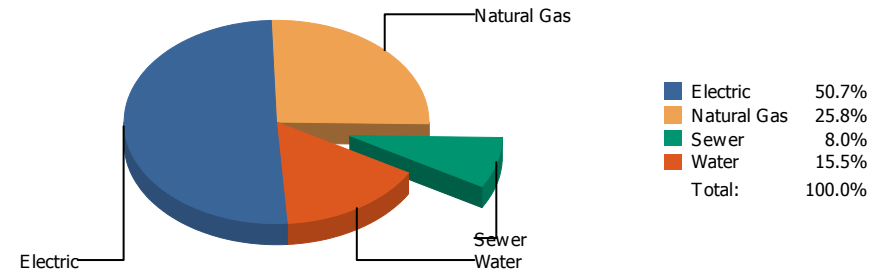


| Commodity | Common Use | Energy Use | Energy Use / Area | Total Cost | Cost / Unit | Cost / Area |
|---|---------------|------------------|-------------------------|-------------------|--------------|---------------|
| Place: [LAMAR] LAMAR 125 [BUILDING] Area: 76,252 SqFt Billing Period: Mar 2017 | | | | | | |
| ELECTRIC | 28,800.00 kWh | 98 MMBtu | 0.001 MMBtu/SqFt | \$3,325.67 | \$0.115 /kWh | \$0.044 /SqFt |
| NATURALGAS | 1,034.00 CCF | 107 MMBtu | 0.001 MMBtu/SqFt | \$919.27 | \$0.889 /CCF | \$0.012 /SqFt |
| SEWER | 220.00 CCF | | | \$861.12 | \$3.914 /CCF | \$0.011 /SqFt |
| WATER | 344.00 CCF | | | \$1,184.35 | \$3.443 /CCF | \$0.015 /SqFt |
| Totals: | | 205 MMBtu | 0.003 MMBtu/SqFt | \$6,290.41 | | |

Energy

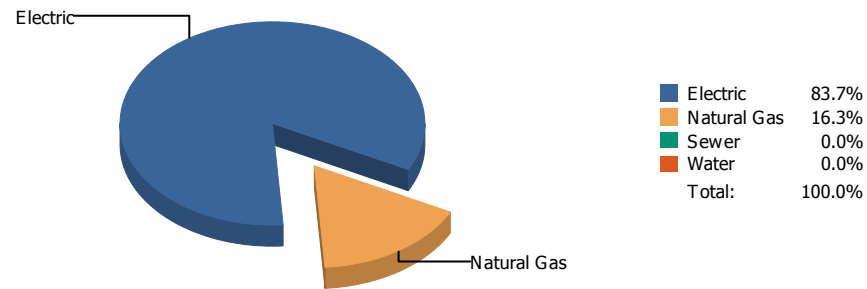


Cost

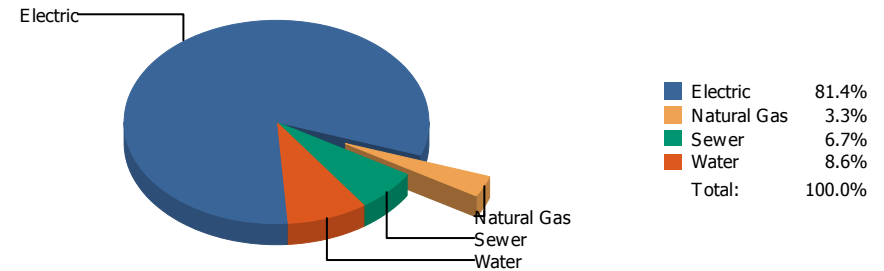


| Commodity | Common Use | Energy Use | Energy Use / Area | Total Cost | Cost / Unit | Cost / Area |
|---|---------------|------------------|-------------------------|-------------------|--------------|---------------|
| Place: [LEE] LEE 150 [BUILDING] Area: 78,368 SqFt Billing Period: Mar 2017 | | | | | | |
| ELECTRIC | 23,030.00 kWh | 79 MMBtu | 0.001 MMBtu/SqFt | \$3,070.25 | \$0.133 /kWh | \$0.039 /SqFt |
| NATURALGAS | 2,559.00 CCF | 264 MMBtu | 0.003 MMBtu/SqFt | \$1,560.90 | \$0.610 /CCF | \$0.020 /SqFt |
| SEWER | 68.00 CCF | | | \$484.81 | \$7.130 /CCF | \$0.006 /SqFt |
| WATER | 120.00 CCF | | | \$941.45 | \$7.845 /CCF | \$0.012 /SqFt |
| Totals: | | 342 MMBtu | 0.004 MMBtu/SqFt | \$6,057.41 | | |

Energy

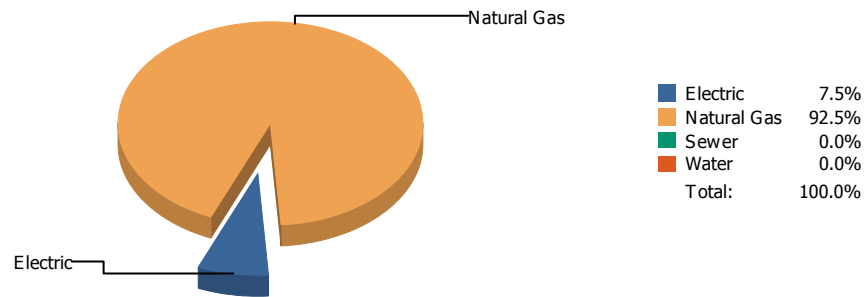


Cost

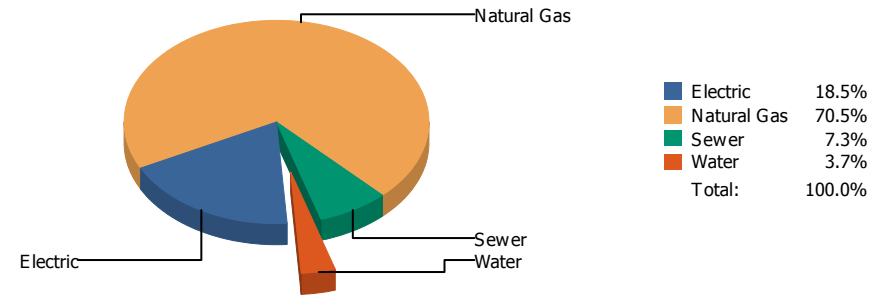


| Commodity | Common Use | Energy Use | Energy Use / Area | Total Cost | Cost / Unit | Cost / Area |
|---|----------------|------------------|-------------------------|--------------------|--------------|---------------|
| Place: [LINCOLN] LINCOLN 051 [BUILDING] | | | | | | |
| Area: 163,678 SqFt | | | | | | |
| Billing Period: Mar 2017 | | | | | | |
| ELECTRIC | 110,300.00 kWh | 376 MMBtu | 0.002 MMBtu/SqFt | \$12,818.10 | \$0.116 /kWh | \$0.078 /SqFt |
| NATURALGAS | 714.00 CCF | 74 MMBtu | 0.000 MMBtu/SqFt | \$524.62 | \$0.735 /CCF | \$0.003 /SqFt |
| SEWER | 407.00 CCF | | | \$1,052.90 | \$2.587 /CCF | \$0.006 /SqFt |
| WATER | 576.00 CCF | | | \$1,346.13 | \$2.337 /CCF | \$0.008 /SqFt |
| Totals: | | 450 MMBtu | 0.003 MMBtu/SqFt | \$15,741.75 | | |

Energy

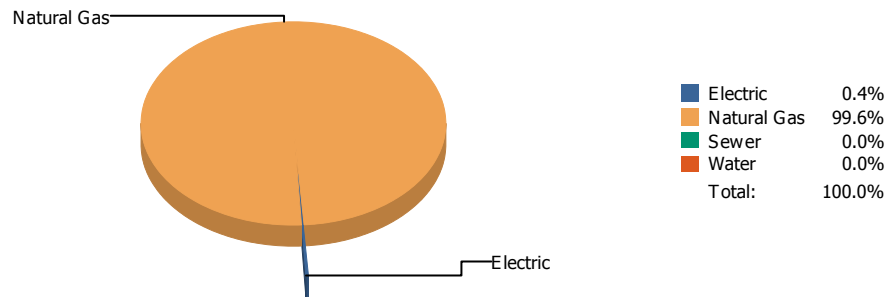


Cost

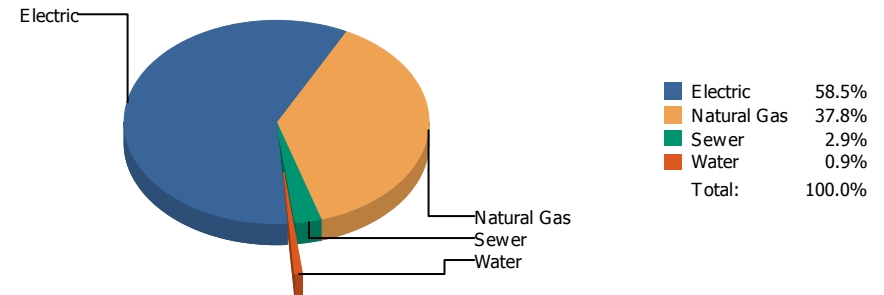


| Commodity | Common Use | Energy Use | Energy Use / Area | Total Cost | Cost / Unit | Cost / Area |
|---|------------|-----------------|-------------------------|-----------------|---------------|---------------|
| Place: [LIVE MAT] LIVE MATERIAL CENTER 929 [BUILDING] | | | | | | |
| Area: 2,483 SqFt | | | | | | |
| Billing Period: Mar 2017 | | | | | | |
| ELECTRIC | 309.00 kWh | 1 MMBtu | 0.000 MMBtu/SqFt | \$75.86 | \$0.246 /kWh | \$0.030 /SqFt |
| NATURALGAS | 126.00 CCF | 13 MMBtu | 0.005 MMBtu/SqFt | \$289.49 | \$2.298 /CCF | \$0.117 /SqFt |
| SEWER | 3.00 CCF | | | \$29.81 | \$9.937 /CCF | \$0.012 /SqFt |
| WATER | 1.00 CCF | | | \$15.25 | \$15.250 /CCF | \$0.006 /SqFt |
| Totals: | | 14 MMBtu | 0.006 MMBtu/SqFt | \$410.41 | | |

Energy

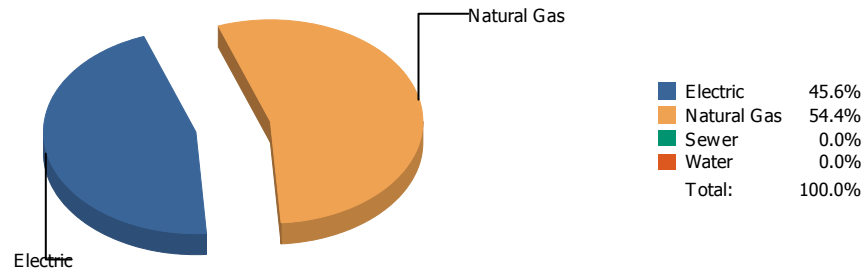


Cost

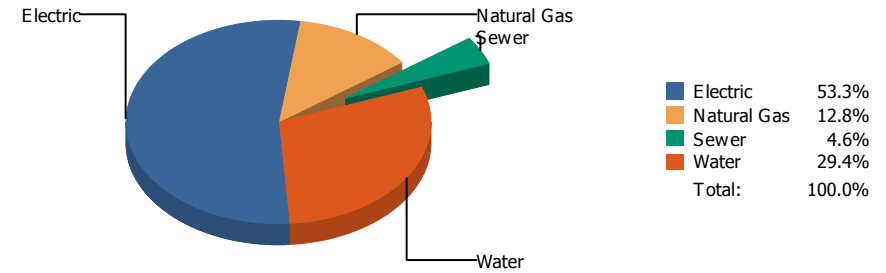


| Commodity | Common Use | Energy Use | Energy Use / Area | Total Cost | Cost / Unit | Cost / Area |
|--|--------------|------------------|-------------------------|-------------------|---------------|---------------|
| Place: [LOGAN] LOGAN 128 [BUILDING] Area: 72,248 SqFt Billing Period: Mar 2017 | | | | | | |
| ELECTRIC | 215.00 kWh | 1 MMBtu | 0.000 MMBtu/SqFt | \$1,863.44 | \$8.667 /kWh | \$0.026 /SqFt |
| NATURALGAS | 1,923.00 CCF | 198 MMBtu | 0.003 MMBtu/SqFt | \$1,202.36 | \$0.625 /CCF | \$0.017 /SqFt |
| SEWER | 3.00 CCF | | | \$91.67 | \$30.557 /CCF | \$0.001 /SqFt |
| WATER | 3.00 CCF | | | \$27.31 | \$9.103 /CCF | \$0.000 /SqFt |
| Totals: | | 199 MMBtu | 0.003 MMBtu/SqFt | \$3,184.78 | | |

Energy

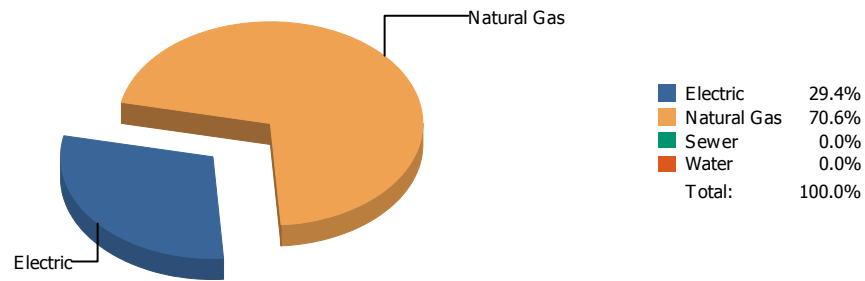


Cost

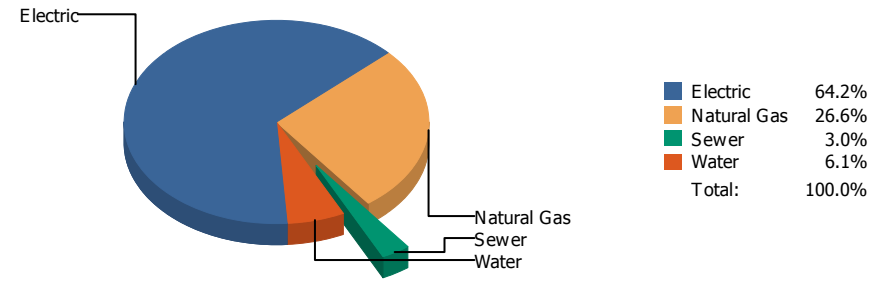


| Commodity | Common Use | Energy Use | Energy Use / Area | Total Cost | Cost / Unit | Cost / Area |
|---------------------------------------|---------------|------------------|-------------------------|--------------------|--------------|---------------|
| Place: [LUNDY_2] LUNDY 177 [BUILDING] | | | | | | |
| Area: 112,731 SqFt | | | | | | |
| Billing Period: Mar 2017 | | | | | | |
| ELECTRIC | 52,800.00 kWh | 180 MMBtu | 0.002 MMBtu/SqFt | \$5,881.09 | \$0.111 /kWh | \$0.052 /SqFt |
| NATURALGAS | 2,089.00 CCF | 215 MMBtu | 0.002 MMBtu/SqFt | \$1,409.55 | \$0.675 /CCF | \$0.012 /SqFt |
| SEWER | 245.00 CCF | | | \$508.21 | \$2.074 /CCF | \$0.005 /SqFt |
| WATER | 678.00 CCF | | | \$3,244.80 | \$4.786 /CCF | \$0.029 /SqFt |
| Totals: | | 395 MMBtu | 0.004 MMBtu/SqFt | \$11,043.65 | | |

Energy

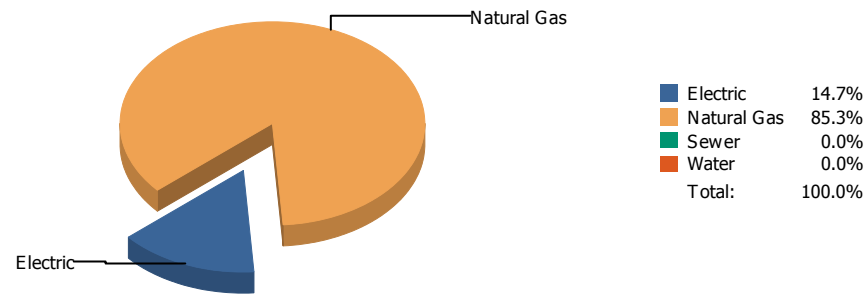


Cost

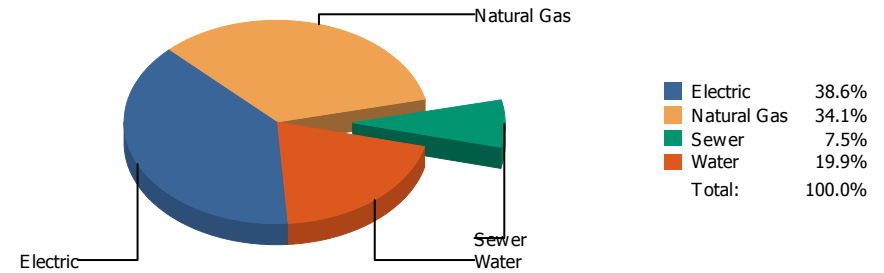


| Commodity | Common Use | Energy Use | Energy Use / Area | Total Cost | Cost / Unit | Cost / Area |
|---------------------------------------|---------------|------------------|-------------------------|--------------------|--------------|---------------|
| Place: [MAC] MACARTHUR 129 [BUILDING] | | | | | | |
| Area: 143,341 SqFt | | | | | | |
| Billing Period: Mar 2017 | | | | | | |
| ELECTRIC | 76,720.00 kWh | 262 MMBtu | 0.002 MMBtu/SqFt | \$8,653.94 | \$0.113 /kWh | \$0.060 /SqFt |
| NATURALGAS | 6,099.00 CCF | 628 MMBtu | 0.004 MMBtu/SqFt | \$3,589.19 | \$0.588 /CCF | \$0.025 /SqFt |
| SEWER | 156.00 CCF | | | \$408.62 | \$2.619 /CCF | \$0.003 /SqFt |
| WATER | 202.00 CCF | | | \$819.70 | \$4.058 /CCF | \$0.006 /SqFt |
| Totals: | | 890 MMBtu | 0.006 MMBtu/SqFt | \$13,471.45 | | |

Energy

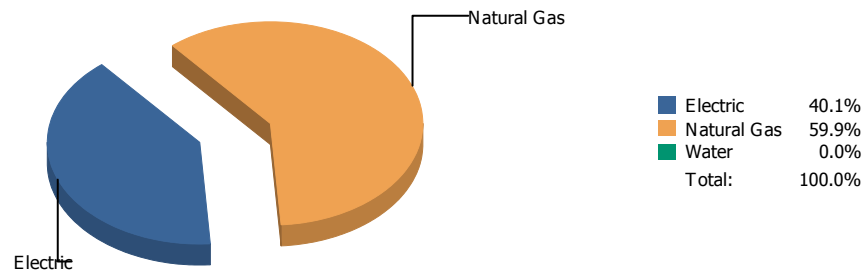


Cost

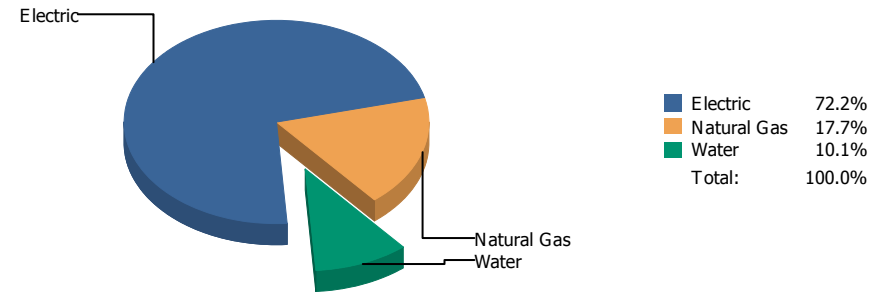


| Commodity | Common Use | Energy Use | Energy Use / Area | Total Cost | Cost / Unit | Cost / Area |
|---|---------------|------------------|-------------------------|-------------------|---------------|---------------|
| Place: [MAGOFFIN] MAGOFFIN 047 [BUILDING] | | | | | | |
| Area: 76,378 SqFt | | | | | | |
| Billing Period: Mar 2017 | | | | | | |
| ELECTRIC | 15,641.00 kWh | 53 MMBtu | 0.001 MMBtu/SqFt | \$2,055.85 | \$0.131 /kWh | \$0.027 /SqFt |
| NATURALGAS | 3,012.00 CCF | 310 MMBtu | 0.004 MMBtu/SqFt | \$1,816.09 | \$0.603 /CCF | \$0.024 /SqFt |
| SEWER | 38.00 CCF | | | \$398.47 | \$10.486 /CCF | \$0.005 /SqFt |
| WATER | 191.00 CCF | | | \$1,062.33 | \$5.562 /CCF | \$0.014 /SqFt |
| Totals: | | 364 MMBtu | 0.005 MMBtu/SqFt | \$5,332.74 | | |

Energy

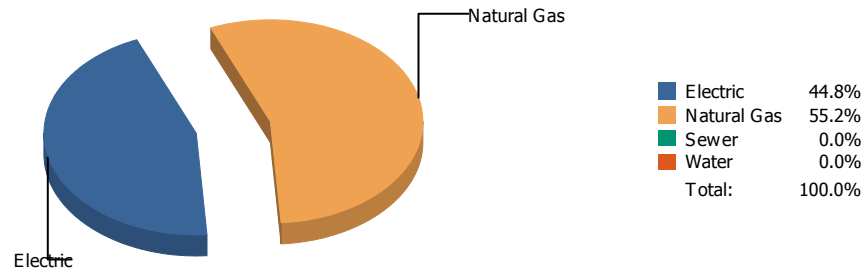


Cost

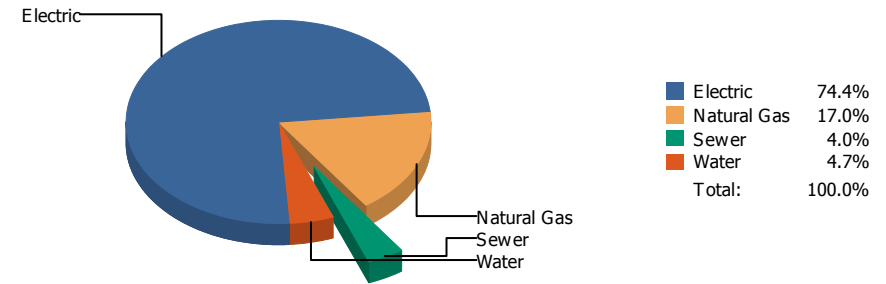


| Commodity | Common Use | Energy Use | Energy Use / Area | Total Cost | Cost / Unit | Cost / Area |
|---|---------------|------------------|-------------------------|--------------------|--------------|---------------|
| Place: [MAGOFFINNEWMIDDLESCHOOL] MAGOFFIN NEW MIDDLE SCHOOL [BUILDING] | | | | | | |
| Area: 116,136 SqFt | | | | | | |
| Billing Period: Mar 2017 | | | | | | |
| ELECTRIC | 75,000.00 kWh | 256 MMBtu | 0.002 MMBtu/SqFt | \$8,995.69 | \$0.120 /kWh | \$0.077 /SqFt |
| NATURALGAS | 3,715.00 CCF | 383 MMBtu | 0.003 MMBtu/SqFt | \$2,212.59 | \$0.596 /CCF | \$0.019 /SqFt |
| WATER | 194.00 CCF | | | \$1,257.26 | \$6.481 /CCF | \$0.011 /SqFt |
| Totals: | | 639 MMBtu | 0.005 MMBtu/SqFt | \$12,465.54 | | |

Energy

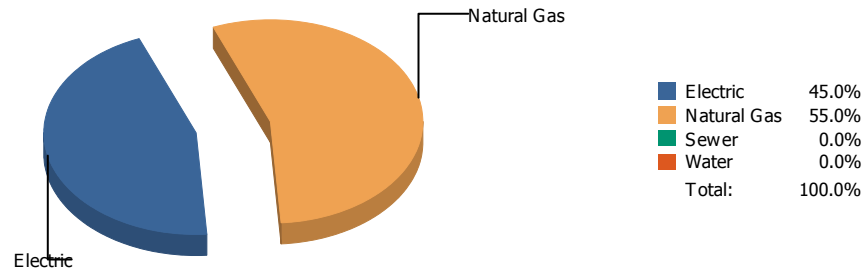


Cost

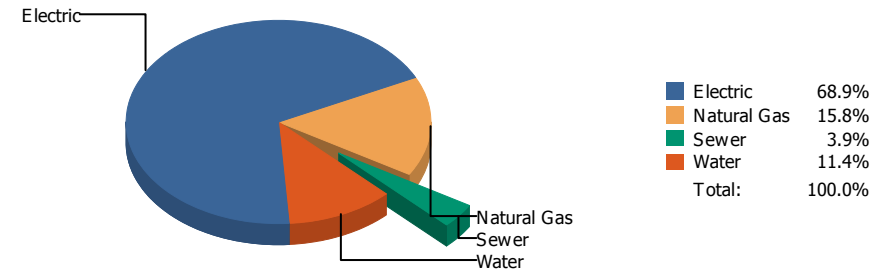


| Commodity | Common Use | Energy Use | Energy Use / Area | Total Cost | Cost / Unit | Cost / Area |
|---|---------------|------------------|-------------------------|--------------------|--------------|---------------|
| Place: [MAXINE] MAXINE SILVA HEALTH MAGNET 011 [BUILDING] | | | | | | |
| Area: 80,909 SqFt | | | | | | |
| Billing Period: Mar 2017 | | | | | | |
| ELECTRIC | 71,100.00 kWh | 243 MMBtu | 0.003 MMBtu/SqFt | \$7,781.50 | \$0.109 /kWh | \$0.096 /SqFt |
| NATURALGAS | 2,907.00 CCF | 299 MMBtu | 0.004 MMBtu/SqFt | \$1,772.64 | \$0.610 /CCF | \$0.022 /SqFt |
| SEWER | 160.00 CCF | | | \$413.93 | \$2.587 /CCF | \$0.005 /SqFt |
| WATER | 130.00 CCF | | | \$488.86 | \$3.760 /CCF | \$0.006 /SqFt |
| Totals: | | 542 MMBtu | 0.007 MMBtu/SqFt | \$10,456.93 | | |

Energy



Cost



| Commodity | Common Use | Energy Use | Energy Use / Area | Total Cost | Cost / Unit | Cost / Area |
|--|---------------|------------------|-------------------------|--------------------|--------------|---------------|
| Place: [MESITA] MESITA 130 [BUILDING] Area: 100,583 SqFt Billing Period: Mar 2017 | | | | | | |
| ELECTRIC | 68,160.00 kWh | 233 MMBtu | 0.002 MMBtu/SqFt | \$7,786.14 | \$0.114 /kWh | \$0.077 /SqFt |
| NATURALGAS | 2,756.00 CCF | 284 MMBtu | 0.003 MMBtu/SqFt | \$1,780.70 | \$0.646 /CCF | \$0.018 /SqFt |
| SEWER | 494.00 CCF | | | \$446.26 | \$0.903 /CCF | \$0.004 /SqFt |
| WATER | 226.00 CCF | | | \$1,291.66 | \$5.715 /CCF | \$0.013 /SqFt |
| Totals: | | 516 MMBtu | 0.005 MMBtu/SqFt | \$11,304.76 | | |

Energy

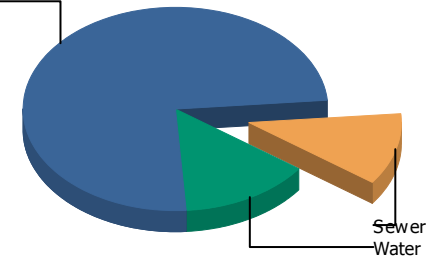
Electric



■ Electric 100.0%
 ■ Sewer 0.0%
 ■ Water 0.0%
 Total: 100.0%

Cost

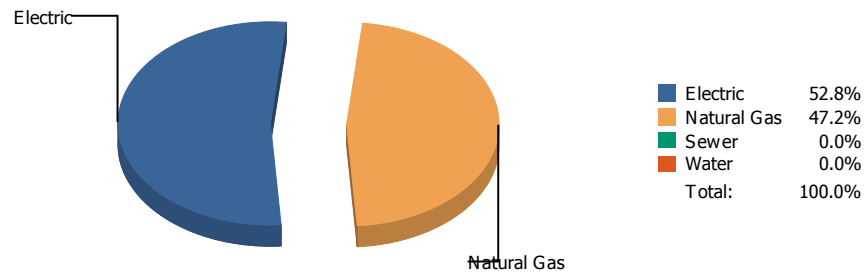
Electric



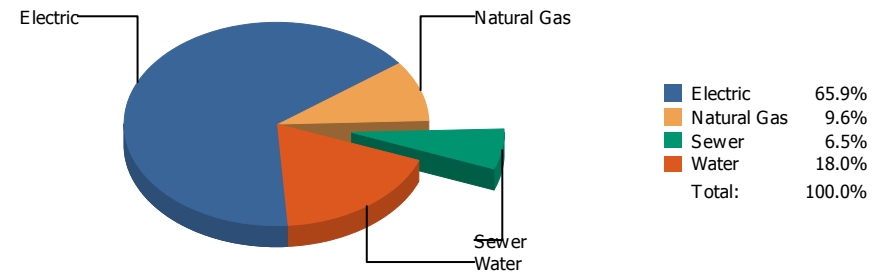
■ Electric 74.7%
 ■ Sewer 11.3%
 ■ Water 13.9%
 Total: 100.0%

| Commodity | Common Use | Energy Use | Energy Use / Area | Total Cost | Cost / Unit | Cost / Area |
|---|---------------|-----------------|-------------------------|-------------------|--------------|---------------|
| Place: [MILAM] MILAM 131 [BUILDING] Area: 63,641 SqFt Billing Period: Mar 2017 | | | | | | |
| ELECTRIC | 19,920.00 kWh | 68 MMBtu | 0.001 MMBtu/SqFt | \$2,311.76 | \$0.116 /kWh | \$0.036 /SqFt |
| SEWER | 68.00 CCF | | | \$350.21 | \$5.150 /CCF | \$0.006 /SqFt |
| WATER | 116.00 CCF | | | \$430.73 | \$3.713 /CCF | \$0.007 /SqFt |
| Totals: | | 68 MMBtu | 0.001 MMBtu/SqFt | \$3,092.70 | | |

Energy

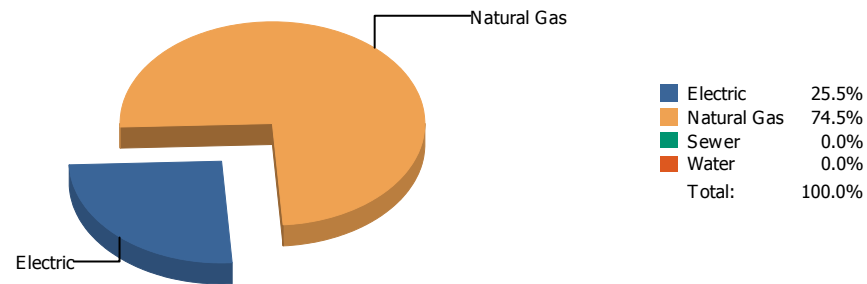


Cost

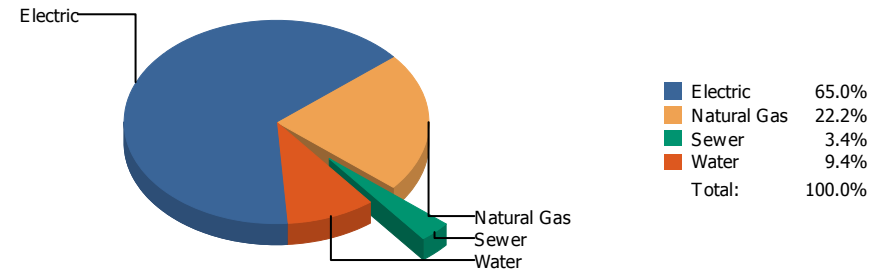


| Commodity | Common Use | Energy Use | Energy Use / Area | Total Cost | Cost / Unit | Cost / Area |
|---|---------------|------------------|-------------------------|--------------------|--------------|---------------|
| Place: [MOREHEAD] MOREHEAD 046 [BUILDING] | | | | | | |
| Area: 119,353 SqFt | | | | | | |
| Billing Period: Mar 2017 | | | | | | |
| ELECTRIC | 69,807.00 kWh | 238 MMBtu | 0.002 MMBtu/SqFt | \$8,851.32 | \$0.127 /kWh | \$0.074 /SqFt |
| NATURALGAS | 2,070.00 CCF | 213 MMBtu | 0.002 MMBtu/SqFt | \$1,285.22 | \$0.621 /CCF | \$0.011 /SqFt |
| SEWER | 590.00 CCF | | | \$878.14 | \$1.488 /CCF | \$0.007 /SqFt |
| WATER | 1,045.00 CCF | | | \$2,410.69 | \$2.307 /CCF | \$0.020 /SqFt |
| Totals: | | 451 MMBtu | 0.004 MMBtu/SqFt | \$13,425.37 | | |

Energy

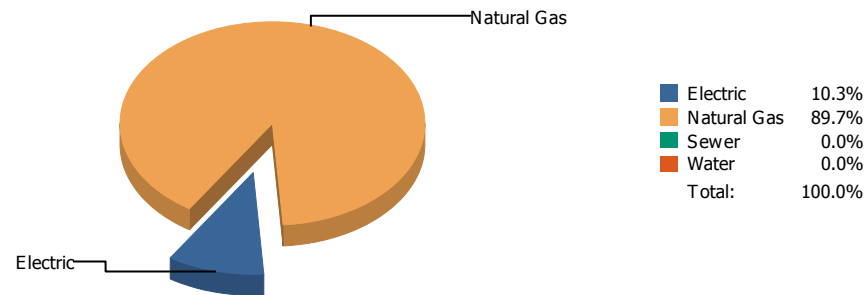


Cost

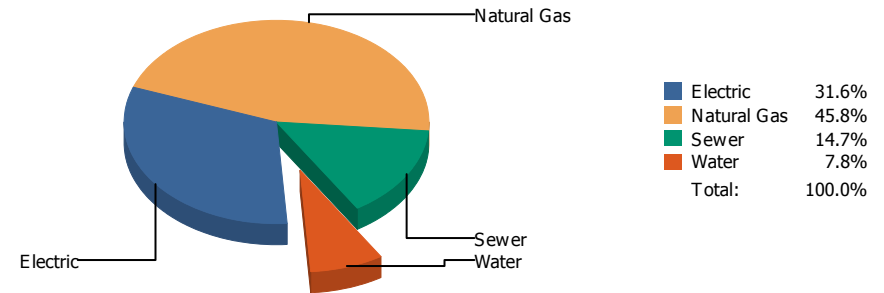


| Commodity | Common Use | Energy Use | Energy Use / Area | Total Cost | Cost / Unit | Cost / Area |
|---|---------------|------------------|-------------------------|--------------------|--------------|---------------|
| Place: [MOYE_2] HR MOYE [BUILDING] | | | | | | |
| Area: 93,197 SqFt | | | | | | |
| Billing Period: Mar 2017 | | | | | | |
| ELECTRIC | 48,240.00 kWh | 165 MMBtu | 0.002 MMBtu/SqFt | \$8,066.23 | \$0.167 /kWh | \$0.087 /SqFt |
| NATURALGAS | 4,665.00 CCF | 480 MMBtu | 0.005 MMBtu/SqFt | \$2,748.07 | \$0.589 /CCF | \$0.029 /SqFt |
| SEWER | 91.00 CCF | | | \$426.79 | \$4.690 /CCF | \$0.005 /SqFt |
| WATER | 168.00 CCF | | | \$1,160.34 | \$6.907 /CCF | \$0.012 /SqFt |
| Totals: | | 645 MMBtu | 0.007 MMBtu/SqFt | \$12,401.43 | | |

Energy



Cost



| Commodity | Common Use | Energy Use | Energy Use / Area | Total Cost | Cost / Unit | Cost / Area |
|--|--------------|------------------|-------------------------|-------------------|--------------|---------------|
| Place: [MULTI-MEDIA CENTER] MULTI-MEDIA CENTER [BUILDING] | | | | | | |
| Area: 27,633 SqFt | | | | | | |
| Billing Period: Mar 2017 | | | | | | |
| ELECTRIC | 9,574.00 kWh | 33 MMBtu | 0.001 MMBtu/SqFt | \$1,162.00 | \$0.121 /kWh | \$0.042 /SqFt |
| NATURALGAS | 2,750.00 CCF | 283 MMBtu | 0.010 MMBtu/SqFt | \$1,683.30 | \$0.612 /CCF | \$0.061 /SqFt |
| SEWER | 96.00 CCF | | | \$541.25 | \$5.638 /CCF | \$0.020 /SqFt |
| WATER | 94.00 CCF | | | \$287.07 | \$3.054 /CCF | \$0.010 /SqFt |
| Totals: | | 316 MMBtu | 0.011 MMBtu/SqFt | \$3,673.62 | | |

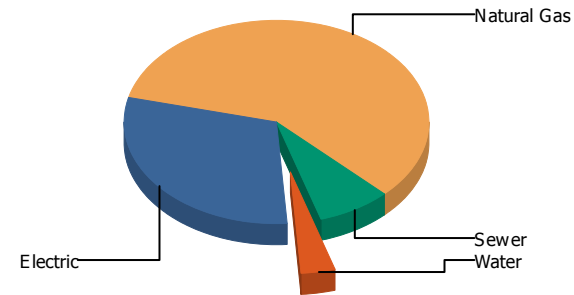
Energy

Electric



| | |
|---------------|---------------|
| Electric | 100.0% |
| Natural Gas | 0.0% |
| Sewer | 0.0% |
| Water | 0.0% |
| Total: | 100.0% |

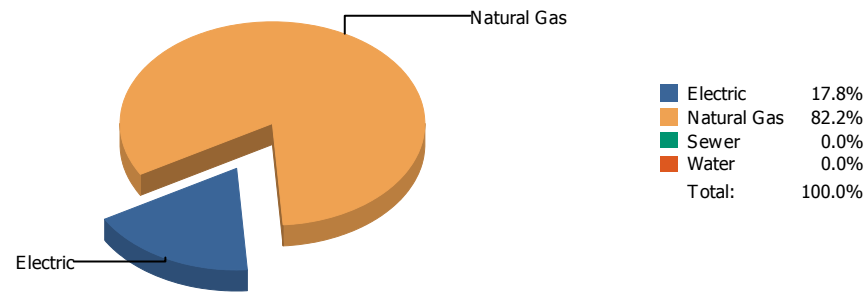
Cost



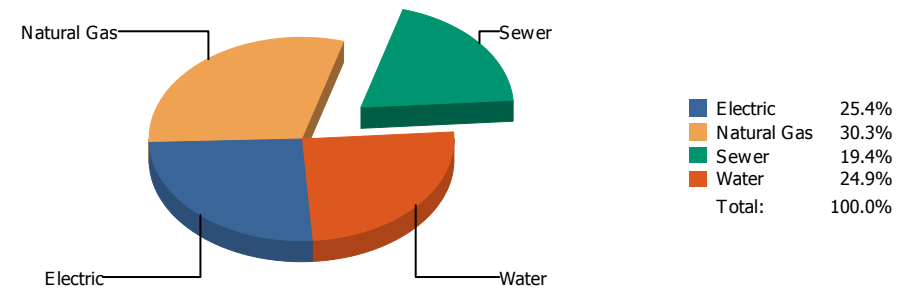
| | |
|---------------|---------------|
| Electric | 30.1% |
| Natural Gas | 58.6% |
| Sewer | 7.6% |
| Water | 3.6% |
| Total: | 100.0% |

| Commodity | Common Use | Energy Use | Energy Use / Area | Total Cost | Cost / Unit | Cost / Area |
|--|--------------|----------------|-------------------------|-----------------|---------------|---------------|
| Place: [NE AREA OFFICES] N.E. AREA OFFICES 882 [BUILDING] Area: 7,328 SqFt Billing Period: Mar 2017 | | | | | | |
| ELECTRIC | 1,640.00 kWh | 6 MMBtu | 0.001 MMBtu/SqFt | \$220.81 | \$0.135 /kWh | \$0.030 /SqFt |
| NATURALGAS | 0.00 CCF | 0 MMBtu | 0.000 MMBtu/SqFt | \$430.12 | \$0.000 /CCF | \$0.058 /SqFt |
| SEWER | 1.00 CCF | | | \$56.08 | \$56.080 /CCF | \$0.008 /SqFt |
| WATER | 0.00 CCF | | | \$26.52 | \$0.000 /CCF | \$0.004 /SqFt |
| Totals: | | 6 MMBtu | 0.001 MMBtu/SqFt | \$733.53 | | |

Energy

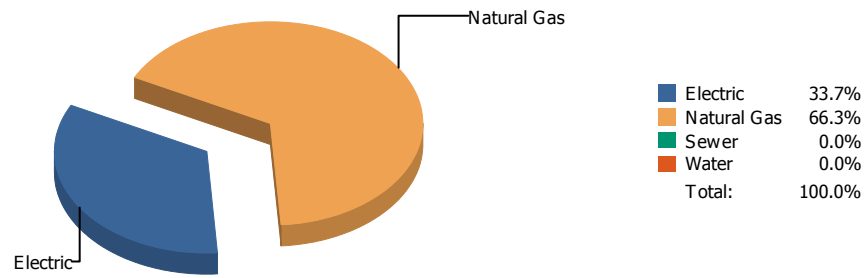


Cost

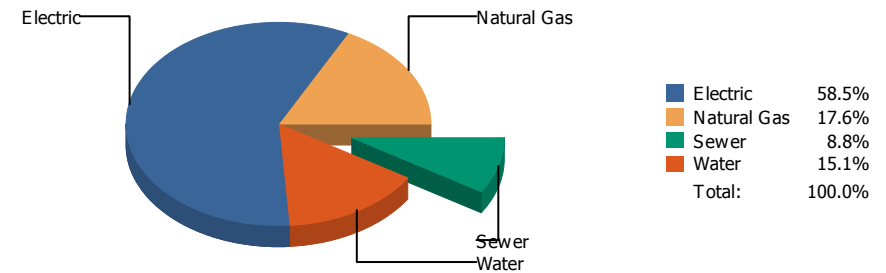


| Commodity | Common Use | Energy Use | Energy Use / Area | Total Cost | Cost / Unit | Cost / Area |
|---|--------------|-----------------|-------------------------|-------------------|---------------|---------------|
| Place: [NE TRANSPORTATION] N.E. TRANSPORTATION 826 [BUILDING] | | | | | | |
| Area: 5,995 SqFt | | | | | | |
| Billing Period: Mar 2017 | | | | | | |
| ELECTRIC | 4,498.00 kWh | 15 MMBtu | 0.003 MMBtu/SqFt | \$515.97 | \$0.115 /kWh | \$0.086 /SqFt |
| NATURALGAS | 689.00 CCF | 71 MMBtu | 0.012 MMBtu/SqFt | \$614.24 | \$0.891 /CCF | \$0.102 /SqFt |
| SEWER | 38.00 CCF | | | \$393.16 | \$10.346 /CCF | \$0.066 /SqFt |
| WATER | 99.00 CCF | | | \$506.38 | \$5.115 /CCF | \$0.084 /SqFt |
| Totals: | | 86 MMBtu | 0.014 MMBtu/SqFt | \$2,029.75 | | |

Energy

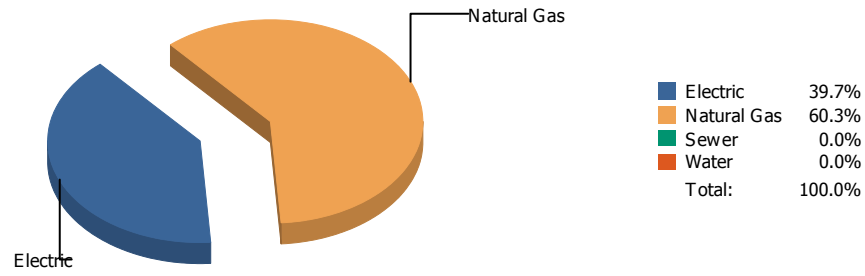


Cost

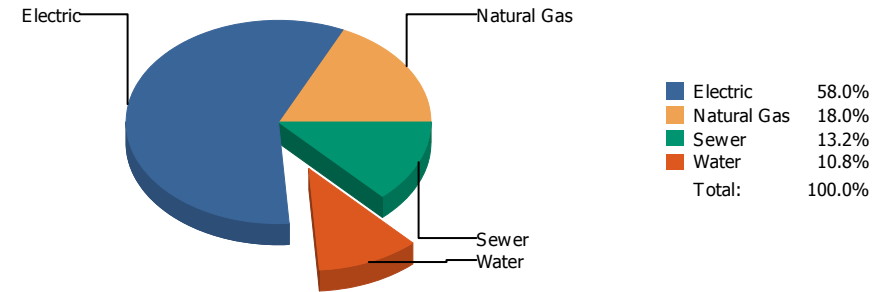


| Commodity | Common Use | Energy Use | Energy Use / Area | Total Cost | Cost / Unit | Cost / Area |
|--|---------------|------------------|-------------------------|-------------------|--------------|---------------|
| Place: [NEWMAN] NEWMAN ELEMENTARY 133 [BUILDING] | | | | | | |
| Area: 73,291 SqFt | | | | | | |
| Billing Period: Mar 2017 | | | | | | |
| ELECTRIC | 26,972.00 kWh | 92 MMBtu | 0.001 MMBtu/SqFt | \$4,426.89 | \$0.164 /kWh | \$0.060 /SqFt |
| NATURALGAS | 1,762.00 CCF | 181 MMBtu | 0.002 MMBtu/SqFt | \$1,329.45 | \$0.755 /CCF | \$0.018 /SqFt |
| SEWER | 298.00 CCF | | | \$662.99 | \$2.225 /CCF | \$0.009 /SqFt |
| WATER | 461.00 CCF | | | \$1,144.85 | \$2.483 /CCF | \$0.016 /SqFt |
| Totals: | | 274 MMBtu | 0.004 MMBtu/SqFt | \$7,564.18 | | |

Energy

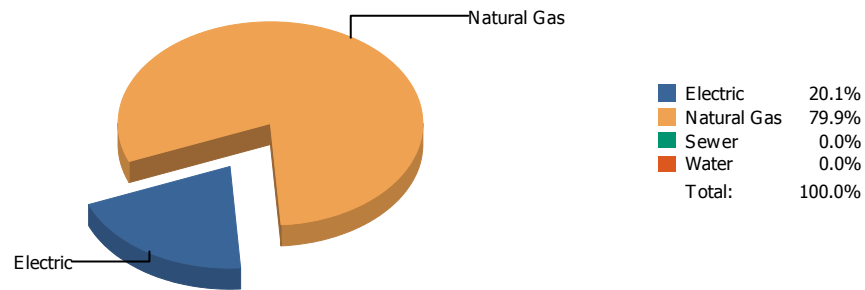


Cost

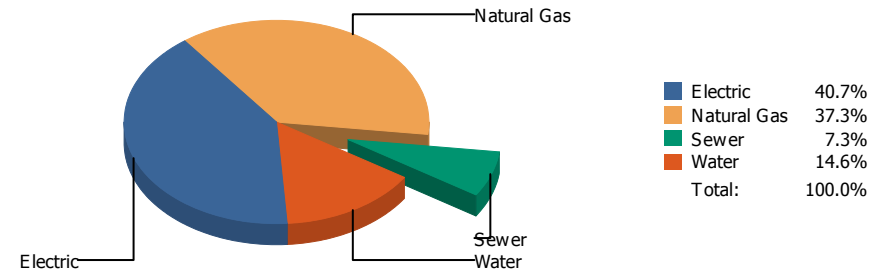


| Commodity | Common Use | Energy Use | Energy Use / Area | Total Cost | Cost / Unit | Cost / Area |
|---|---------------|------------------|-------------------------|-------------------|--------------|---------------|
| Place: [NIXON] L.A. NIXON 161 [BUILDING] Area: 76,873 SqFt Billing Period: Mar 2017 | | | | | | |
| ELECTRIC | 38,080.00 kWh | 130 MMBtu | 0.002 MMBtu/SqFt | \$4,226.47 | \$0.111 /kWh | \$0.055 /SqFt |
| NATURALGAS | 1,916.00 CCF | 197 MMBtu | 0.003 MMBtu/SqFt | \$1,310.57 | \$0.684 /CCF | \$0.017 /SqFt |
| SEWER | 428.00 CCF | | | \$960.10 | \$2.243 /CCF | \$0.012 /SqFt |
| WATER | 212.00 CCF | | | \$788.69 | \$3.720 /CCF | \$0.010 /SqFt |
| Totals: | | 327 MMBtu | 0.004 MMBtu/SqFt | \$7,285.83 | | |

Energy

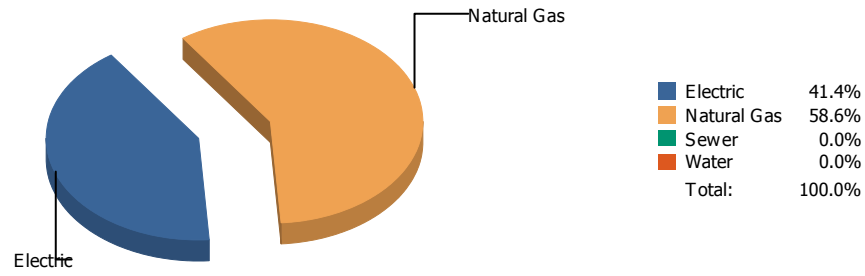


Cost

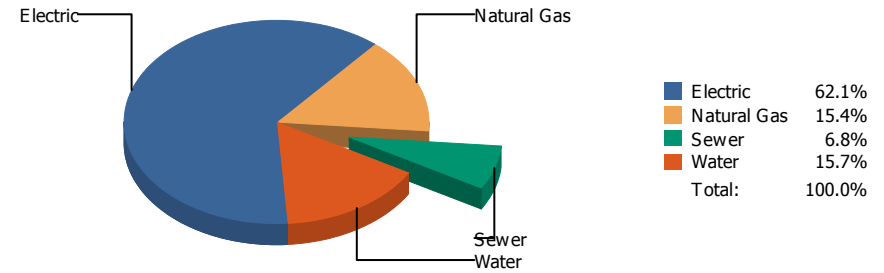


| Commodity | Common Use | Energy Use | Energy Use / Area | Total Cost | Cost / Unit | Cost / Area |
|---|--------------|-----------------|-------------------------|-------------------|---------------|---------------|
| Place: [OCC. CTR] OCCUPATIONAL CTR. [BUILDING] | | | | | | |
| Area: 11,845 SqFt | | | | | | |
| Billing Period: Mar 2017 | | | | | | |
| ELECTRIC | 3,800.00 kWh | 13 MMBtu | 0.001 MMBtu/SqFt | \$440.37 | \$0.116 /kWh | \$0.037 /SqFt |
| NATURALGAS | 502.00 CCF | 52 MMBtu | 0.004 MMBtu/SqFt | \$403.95 | \$0.805 /CCF | \$0.034 /SqFt |
| SEWER | 5.00 CCF | | | \$79.26 | \$15.852 /CCF | \$0.007 /SqFt |
| WATER | 8.00 CCF | | | \$158.32 | \$19.790 /CCF | \$0.013 /SqFt |
| Totals: | | 65 MMBtu | 0.005 MMBtu/SqFt | \$1,081.90 | | |

Energy

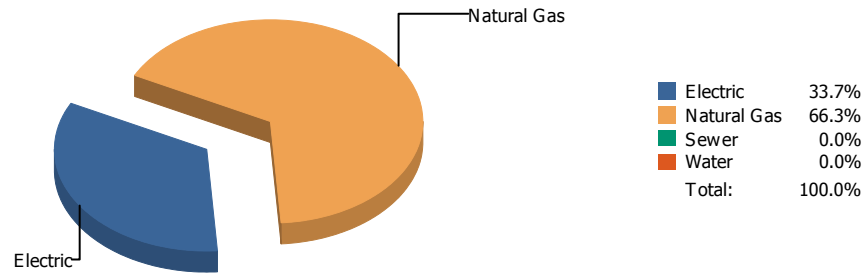


Cost

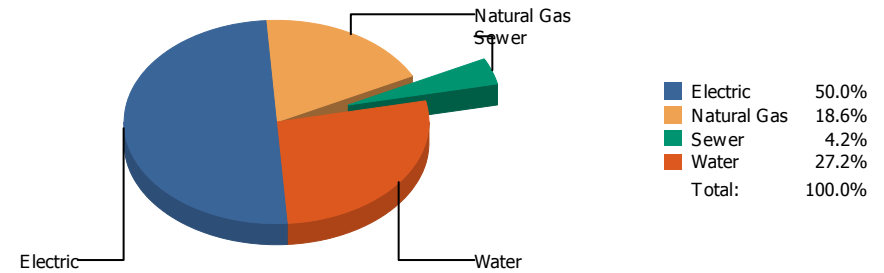


| Commodity | Common Use | Energy Use | Energy Use / Area | Total Cost | Cost / Unit | Cost / Area |
|--|---------------|------------------|-------------------------|-------------------|--------------|---------------|
| Place: [PARK] PARK 134 [BUILDING] Area: 63,609 SqFt Billing Period: Mar 2017 | | | | | | |
| ELECTRIC | 33,222.00 kWh | 113 MMBtu | 0.002 MMBtu/SqFt | \$4,477.09 | \$0.135 /kWh | \$0.070 /SqFt |
| NATURALGAS | 1,555.00 CCF | 160 MMBtu | 0.003 MMBtu/SqFt | \$1,109.59 | \$0.714 /CCF | \$0.017 /SqFt |
| SEWER | 104.00 CCF | | | \$489.16 | \$4.703 /CCF | \$0.008 /SqFt |
| WATER | 328.00 CCF | | | \$1,129.82 | \$3.445 /CCF | \$0.018 /SqFt |
| Totals: | | 274 MMBtu | 0.004 MMBtu/SqFt | \$7,205.66 | | |

Energy

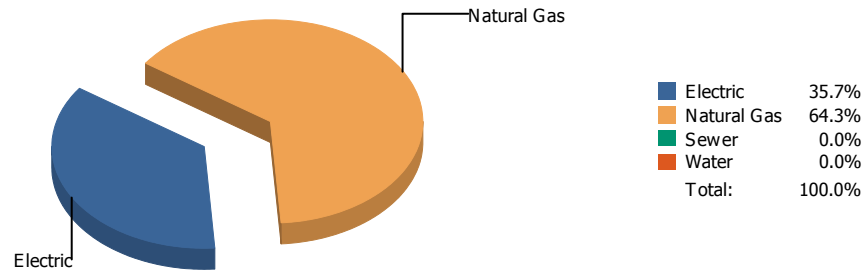


Cost

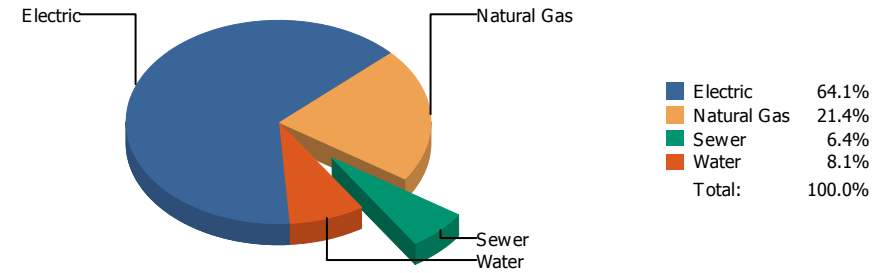


| Commodity | Common Use | Energy Use | Energy Use / Area | Total Cost | Cost / Unit | Cost / Area |
|---|---------------|------------------|-------------------------|--------------------|--------------|---------------|
| Place: [PAUL MORENO_1] PAUL MORENO 167 [BUILDING] | | | | | | |
| Area: 87,824 SqFt | | | | | | |
| Billing Period: Mar 2017 | | | | | | |
| ELECTRIC | 51,000.00 kWh | 174 MMBtu | 0.002 MMBtu/SqFt | \$5,667.18 | \$0.111 /kWh | \$0.065 /SqFt |
| NATURALGAS | 3,323.00 CCF | 342 MMBtu | 0.004 MMBtu/SqFt | \$2,103.57 | \$0.633 /CCF | \$0.024 /SqFt |
| SEWER | 116.00 CCF | | | \$475.49 | \$4.099 /CCF | \$0.005 /SqFt |
| WATER | 507.00 CCF | | | \$3,087.79 | \$6.090 /CCF | \$0.035 /SqFt |
| Totals: | | 516 MMBtu | 0.006 MMBtu/SqFt | \$11,334.03 | | |

Energy

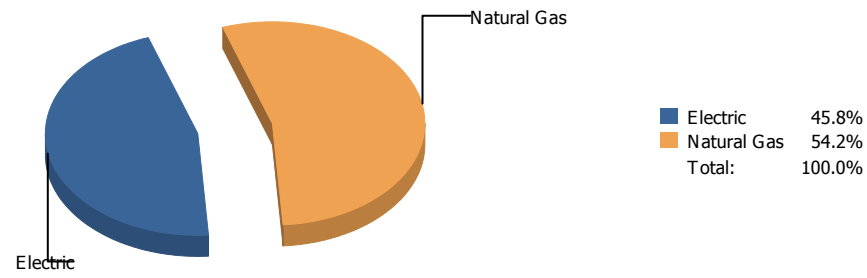


Cost

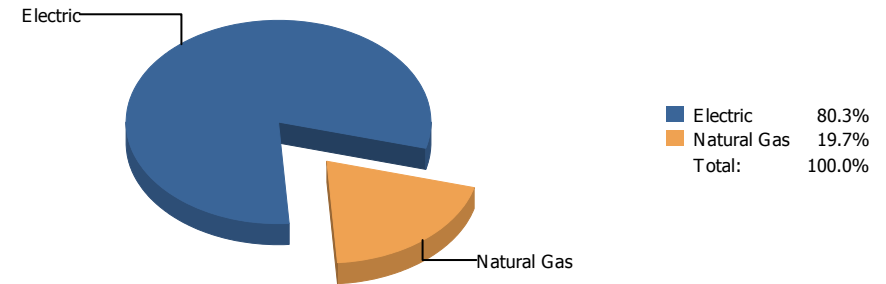


| Commodity | Common Use | Energy Use | Energy Use / Area | Total Cost | Cost / Unit | Cost / Area |
|---|---------------|------------------|-------------------------|-------------------|--------------|---------------|
| Place: [POLK] POLK 159 [BUILDING] Area: 67,321 SqFt Billing Period: Mar 2017 | | | | | | |
| ELECTRIC | 34,820.00 kWh | 119 MMBtu | 0.002 MMBtu/SqFt | \$4,201.62 | \$0.121 /kWh | \$0.062 /SqFt |
| NATURALGAS | 2,075.00 CCF | 214 MMBtu | 0.003 MMBtu/SqFt | \$1,403.13 | \$0.676 /CCF | \$0.021 /SqFt |
| SEWER | 132.00 CCF | | | \$417.47 | \$3.163 /CCF | \$0.006 /SqFt |
| WATER | 168.00 CCF | | | \$534.21 | \$3.180 /CCF | \$0.008 /SqFt |
| Totals: | | 333 MMBtu | 0.005 MMBtu/SqFt | \$6,556.43 | | |

Energy

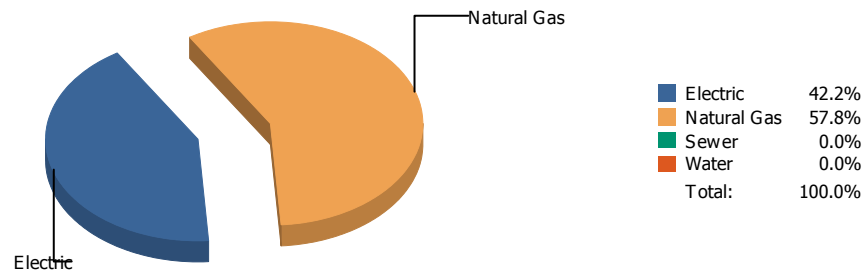


Cost

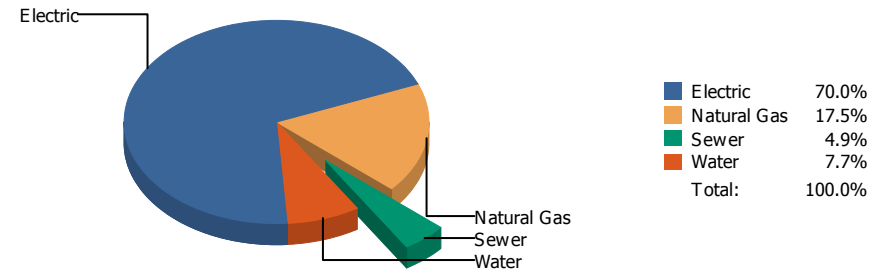


| Commodity | Common Use | Energy Use | Energy Use / Area | Total Cost | Cost / Unit | Cost / Area |
|---|---------------|------------------|-------------------------|-------------------|--------------|---------------|
| Place: [POWELL_2] POWELL 175 [BUILDING] | | | | | | |
| Area: 79,770 SqFt | | | | | | |
| Billing Period: Mar 2017 | | | | | | |
| ELECTRIC | 49,320.00 kWh | 168 MMBtu | 0.002 MMBtu/SqFt | \$4,939.40 | \$0.100 /kWh | \$0.062 /SqFt |
| NATURALGAS | 1,935.00 CCF | 199 MMBtu | 0.002 MMBtu/SqFt | \$1,209.13 | \$0.625 /CCF | \$0.015 /SqFt |
| Totals: | | 368 MMBtu | 0.005 MMBtu/SqFt | \$6,148.53 | | |

Energy

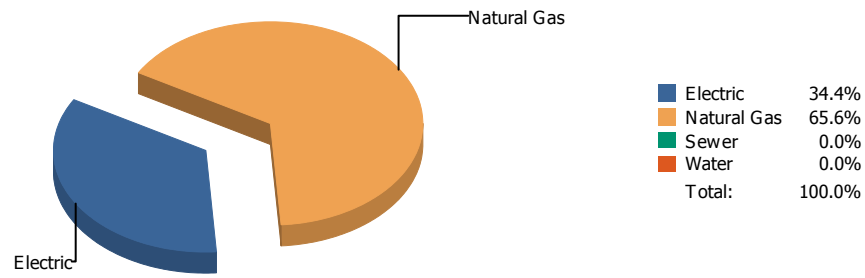


Cost

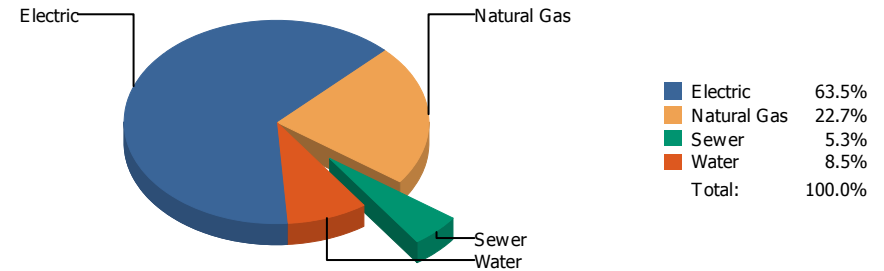


| Commodity | Common Use | Energy Use | Energy Use / Area | Total Cost | Cost / Unit | Cost / Area |
|--|--------------|-----------------|-------------------------|-------------------|--------------|---------------|
| Place: [PROFESSIONAL DEV] EPISD PROF DEVELOPMENT CENTER931 [BUILDING] | | | | | | |
| Area: 18,400 SqFt | | | | | | |
| Billing Period: Mar 2017 | | | | | | |
| ELECTRIC | 8,680.00 kWh | 30 MMBtu | 0.002 MMBtu/SqFt | \$1,361.68 | \$0.157 /kWh | \$0.074 /SqFt |
| NATURALGAS | 394.00 CCF | 41 MMBtu | 0.002 MMBtu/SqFt | \$340.24 | \$0.864 /CCF | \$0.018 /SqFt |
| SEWER | 95.19 CCF | | | \$95.19 | \$1.000 /CCF | \$0.005 /SqFt |
| WATER | 26.00 CCF | | | \$148.92 | \$5.728 /CCF | \$0.008 /SqFt |
| Totals: | | 70 MMBtu | 0.004 MMBtu/SqFt | \$1,946.03 | | |

Energy

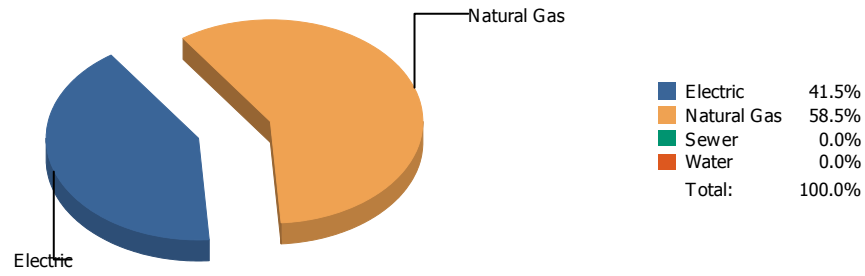


Cost

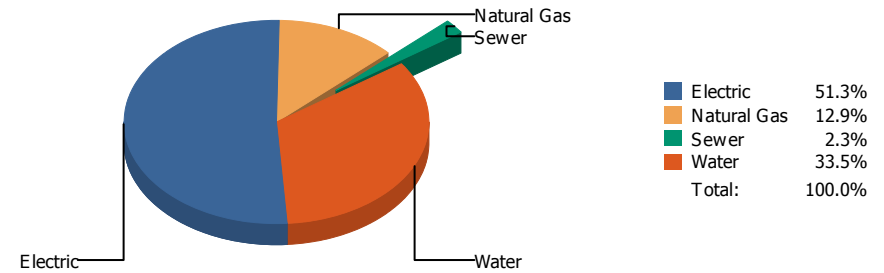


| Commodity | Common Use | Energy Use | Energy Use / Area | Total Cost | Cost / Unit | Cost / Area |
|---|---------------|------------------|-------------------------|-------------------|--------------|---------------|
| Place: [PUTNAM] PUTNAM 135 [BUILDING] Area: 61,978 SqFt Billing Period: Mar 2017 | | | | | | |
| ELECTRIC | 34,181.00 kWh | 117 MMBtu | 0.002 MMBtu/SqFt | \$4,049.63 | \$0.118 /kWh | \$0.065 /SqFt |
| NATURALGAS | 2,159.00 CCF | 222 MMBtu | 0.004 MMBtu/SqFt | \$1,444.95 | \$0.669 /CCF | \$0.023 /SqFt |
| SEWER | 206.00 CCF | | | \$339.84 | \$1.650 /CCF | \$0.005 /SqFt |
| WATER | 208.00 CCF | | | \$543.16 | \$2.611 /CCF | \$0.009 /SqFt |
| Totals: | | 339 MMBtu | 0.005 MMBtu/SqFt | \$6,377.58 | | |

Energy

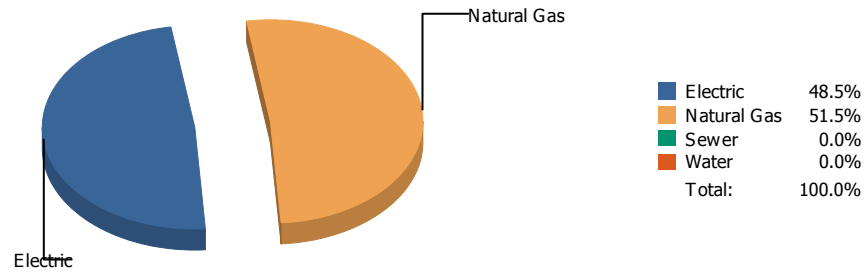


Cost

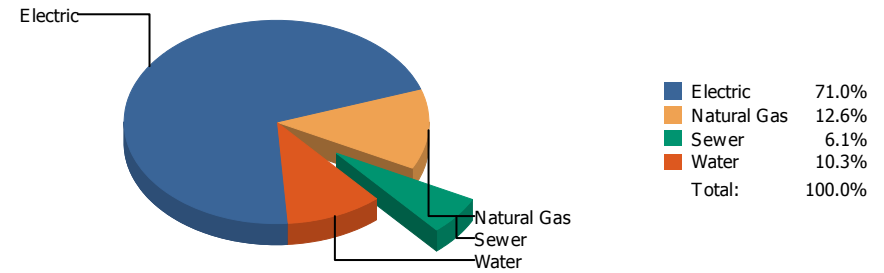


| Commodity | Common Use | Energy Use | Energy Use / Area | Total Cost | Cost / Unit | Cost / Area |
|--|---------------|------------------|-------------------------|--------------------|--------------|---------------|
| Place: [RICHARDS] RICHARDSON [BUILDING] | | | | | | |
| Area: 115,872 SqFt | | | | | | |
| Billing Period: Mar 2017 | | | | | | |
| ELECTRIC | 85,200.00 kWh | 291 MMBtu | 0.003 MMBtu/SqFt | \$9,378.82 | \$0.110 /kWh | \$0.081 /SqFt |
| NATURALGAS | 3,982.00 CCF | 410 MMBtu | 0.004 MMBtu/SqFt | \$2,363.11 | \$0.593 /CCF | \$0.020 /SqFt |
| SEWER | 287.00 CCF | | | \$413.93 | \$1.442 /CCF | \$0.004 /SqFt |
| WATER | 956.00 CCF | | | \$6,121.52 | \$6.403 /CCF | \$0.053 /SqFt |
| Totals: | | 701 MMBtu | 0.006 MMBtu/SqFt | \$18,277.38 | | |

Energy



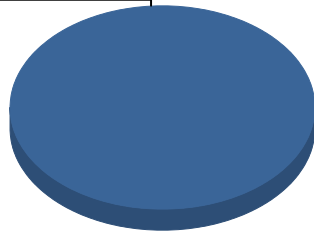
Cost



| Commodity | Common Use | Energy Use | Energy Use / Area | Total Cost | Cost / Unit | Cost / Area |
|--|---------------|------------------|-------------------------|-------------------|--------------|---------------|
| Place: [RIVERA] RIVERA 156 [BUILDING] Area: 77,562 SqFt Billing Period: Mar 2017 | | | | | | |
| ELECTRIC | 50,392.00 kWh | 172 MMBtu | 0.002 MMBtu/SqFt | \$6,273.27 | \$0.124 /kWh | \$0.081 /SqFt |
| NATURALGAS | 1,771.00 CCF | 182 MMBtu | 0.002 MMBtu/SqFt | \$1,116.67 | \$0.631 /CCF | \$0.014 /SqFt |
| SEWER | 149.00 CCF | | | \$542.77 | \$3.643 /CCF | \$0.007 /SqFt |
| WATER | 198.00 CCF | | | \$907.19 | \$4.582 /CCF | \$0.011 /SqFt |
| Totals: | | 354 MMBtu | 0.005 MMBtu/SqFt | \$8,839.90 | | |

Energy

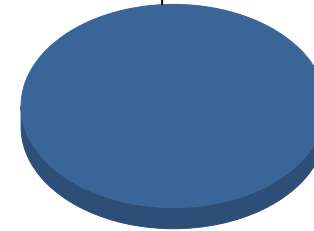
Natural Gas



■ Natural Gas 100.0%
Total: 100.0%

Cost

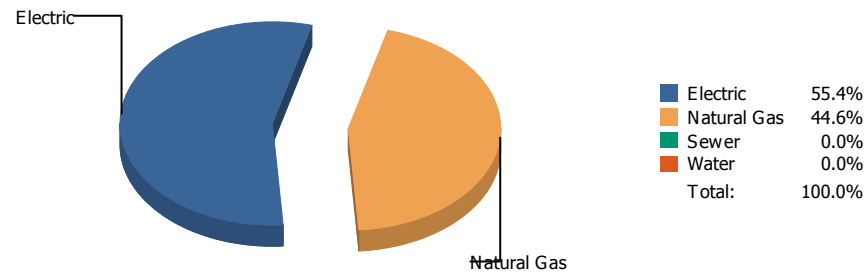
Natural Gas



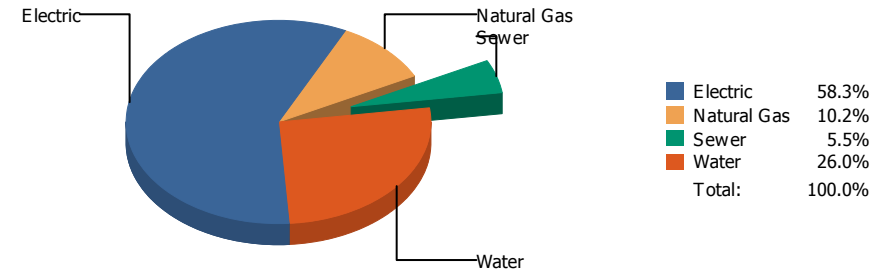
■ Natural Gas 100.0%
Total: 100.0%

| Commodity | Common Use | Energy Use | Energy Use / Area | Total Cost | Cost / Unit | Cost / Area |
|--|------------|----------------|-------------------|-----------------|--------------|-------------|
| Place: [RIVERA ELEMENTARY] RIVERA ELEMENTARY Region [DIVISION] | | | | | | |
| * Area Missing | | | | | | |
| Billing Period: Mar 2017 | | | | | | |
| NATURALGAS | 70.00 CCF | 7 MMBtu | | \$159.02 | \$2.272 /CCF | |
| Totals: | | 7 MMBtu | | \$159.02 | | |

Energy

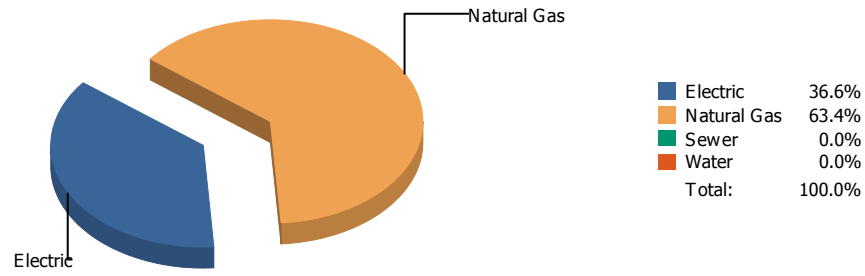


Cost

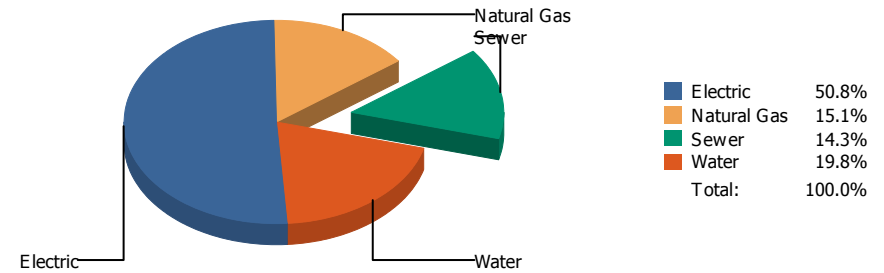


| Commodity | Common Use | Energy Use | Energy Use / Area | Total Cost | Cost / Unit | Cost / Area |
|---|---------------|------------------|-------------------------|-------------------|--------------|---------------|
| Place: [ROBERTS] ROBERTS 136 [BUILDING] | | | | | | |
| Area: 81,457 SqFt | | | | | | |
| Billing Period: Mar 2017 | | | | | | |
| ELECTRIC | 45,700.00 kWh | 156 MMBtu | 0.002 MMBtu/SqFt | \$4,610.75 | \$0.101 /kWh | \$0.057 /SqFt |
| NATURALGAS | 1,219.00 CCF | 126 MMBtu | 0.002 MMBtu/SqFt | \$805.48 | \$0.661 /CCF | \$0.010 /SqFt |
| SEWER | 290.00 CCF | | | \$435.17 | \$1.501 /CCF | \$0.005 /SqFt |
| WATER | 482.00 CCF | | | \$2,054.80 | \$4.263 /CCF | \$0.025 /SqFt |
| Totals: | | 282 MMBtu | 0.003 MMBtu/SqFt | \$7,906.20 | | |

Energy

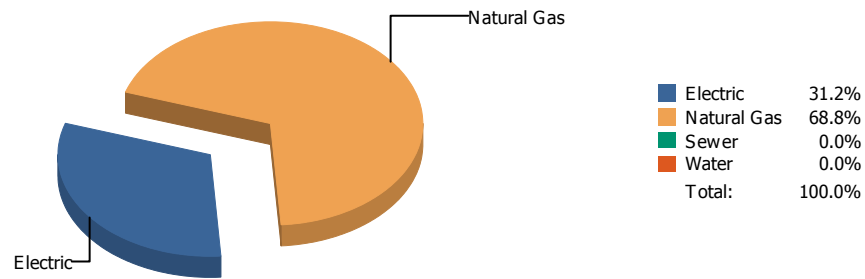


Cost

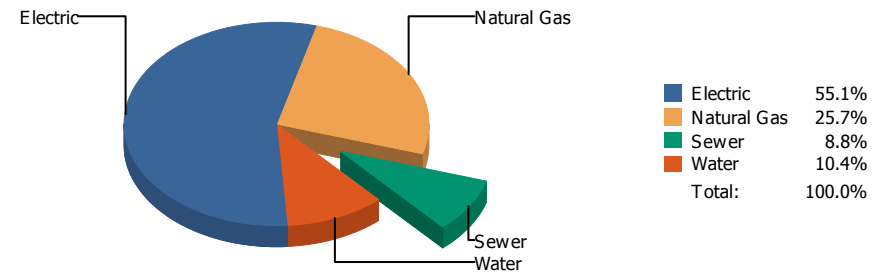


| Commodity | Common Use | Energy Use | Energy Use / Area | Total Cost | Cost / Unit | Cost / Area |
|---|---------------|------------------|-------------------------|--------------------|--------------|---------------|
| Place: [ROSS] ROSS 042 [BUILDING] Area: 131,497 SqFt Billing Period: Mar 2017 | | | | | | |
| ELECTRIC | 55,954.00 kWh | 191 MMBtu | 0.001 MMBtu/SqFt | \$6,545.78 | \$0.117 /kWh | \$0.050 /SqFt |
| NATURALGAS | 3,208.00 CCF | 330 MMBtu | 0.003 MMBtu/SqFt | \$1,943.94 | \$0.606 /CCF | \$0.015 /SqFt |
| SEWER | 454.00 CCF | | | \$1,840.55 | \$4.054 /CCF | \$0.014 /SqFt |
| WATER | 1,180.00 CCF | | | \$2,548.09 | \$2.159 /CCF | \$0.019 /SqFt |
| Totals: | | 521 MMBtu | 0.004 MMBtu/SqFt | \$12,878.36 | | |

Energy

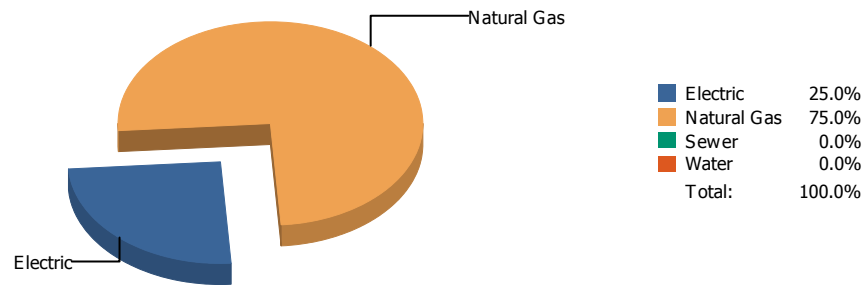


Cost

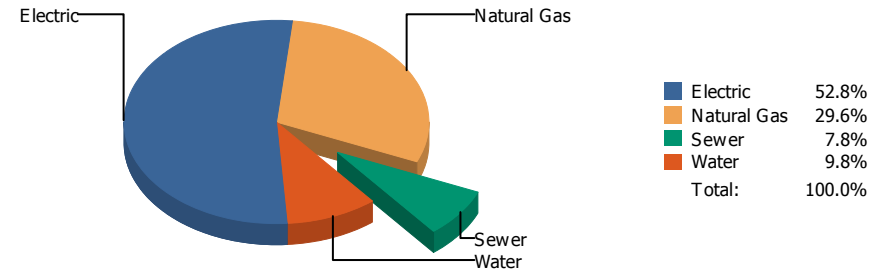


| Commodity | Common Use | Energy Use | Energy Use / Area | Total Cost | Cost / Unit | Cost / Area |
|--|---------------|------------------|-------------------------|-------------------|--------------|---------------|
| Place: [RUSK] RUSK 138 [BUILDING] Area: 67,240 SqFt Billing Period: Mar 2017 | | | | | | |
| ELECTRIC | 24,426.00 kWh | 83 MMBtu | 0.001 MMBtu/SqFt | \$2,893.85 | \$0.118 /kWh | \$0.043 /SqFt |
| NATURALGAS | 1,788.00 CCF | 184 MMBtu | 0.003 MMBtu/SqFt | \$1,346.54 | \$0.753 /CCF | \$0.020 /SqFt |
| SEWER | 57.00 CCF | | | \$459.32 | \$8.058 /CCF | \$0.007 /SqFt |
| WATER | 161.00 CCF | | | \$548.38 | \$3.406 /CCF | \$0.008 /SqFt |
| Totals: | | 268 MMBtu | 0.004 MMBtu/SqFt | \$5,248.09 | | |

Energy

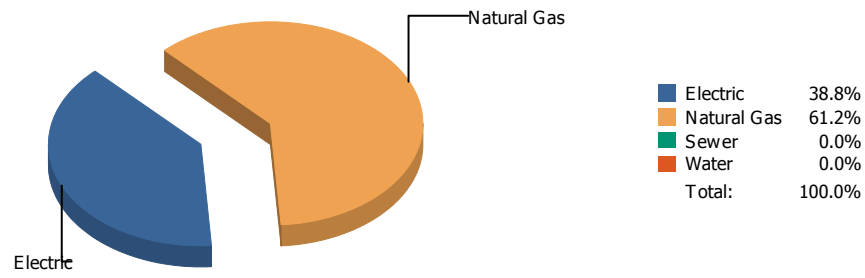


Cost

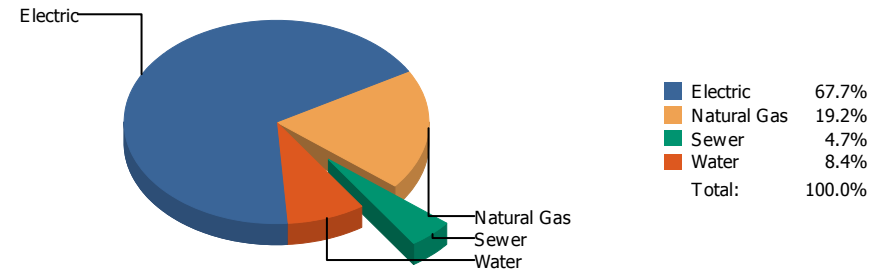


| Commodity | Common Use | Energy Use | Energy Use / Area | Total Cost | Cost / Unit | Cost / Area |
|---|--------------|-----------------|-------------------------|-------------------|--------------|---------------|
| Place: [SAN JAC] SAN JACINTO 139 [BUILDING] | | | | | | |
| Area: 29,589 SqFt | | | | | | |
| Billing Period: Mar 2017 | | | | | | |
| ELECTRIC | 5,800.00 kWh | 20 MMBtu | 0.001 MMBtu/SqFt | \$797.57 | \$0.138 /kWh | \$0.027 /SqFt |
| NATURALGAS | 577.00 CCF | 59 MMBtu | 0.002 MMBtu/SqFt | \$446.62 | \$0.774 /CCF | \$0.015 /SqFt |
| SEWER | 41.00 CCF | | | \$118.22 | \$2.883 /CCF | \$0.004 /SqFt |
| WATER | 24.00 CCF | | | \$147.77 | \$6.157 /CCF | \$0.005 /SqFt |
| Totals: | | 79 MMBtu | 0.003 MMBtu/SqFt | \$1,510.18 | | |

Energy

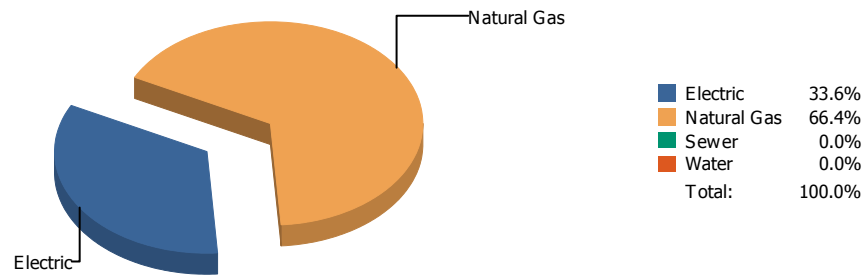


Cost

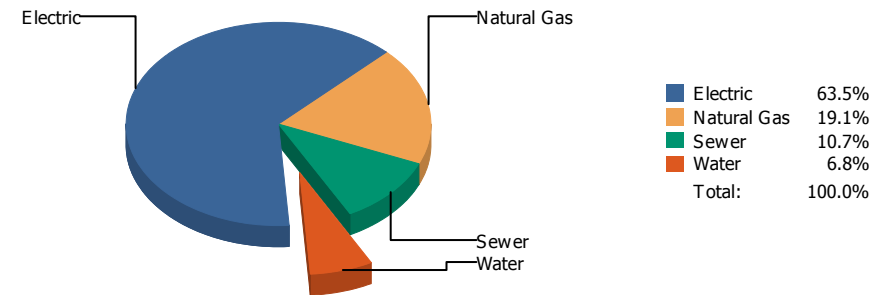


| Commodity | Common Use | Energy Use | Energy Use / Area | Total Cost | Cost / Unit | Cost / Area |
|---|---------------|------------------|-------------------------|-------------------|--------------|---------------|
| Place: [SCHUSTER] SCHUSTER 140 [BUILDING] | | | | | | |
| Area: 34,371 SqFt | | | | | | |
| Billing Period: Mar 2017 | | | | | | |
| ELECTRIC | 17,575.00 kWh | 60 MMBtu | 0.002 MMBtu/SqFt | \$2,240.82 | \$0.128 /kWh | \$0.065 /SqFt |
| NATURALGAS | 917.00 CCF | 94 MMBtu | 0.003 MMBtu/SqFt | \$635.23 | \$0.693 /CCF | \$0.018 /SqFt |
| SEWER | 65.00 CCF | | | \$157.16 | \$2.418 /CCF | \$0.005 /SqFt |
| WATER | 90.00 CCF | | | \$279.11 | \$3.101 /CCF | \$0.008 /SqFt |
| Totals: | | 154 MMBtu | 0.004 MMBtu/SqFt | \$3,312.32 | | |

Energy

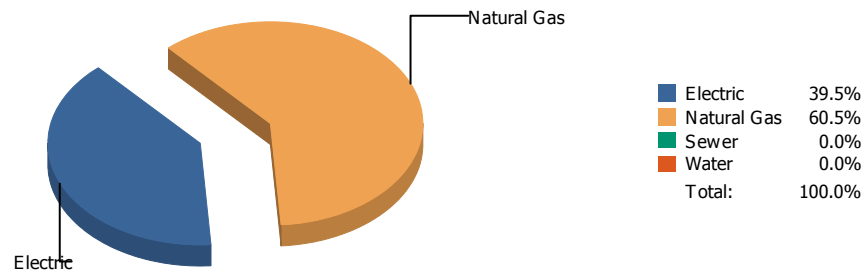


Cost

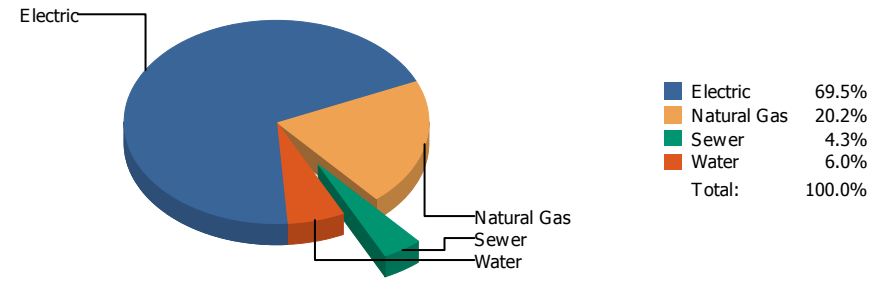


| Commodity | Common Use | Energy Use | Energy Use / Area | Total Cost | Cost / Unit | Cost / Area |
|--|---------------|------------------|-------------------------|-------------------|--------------|---------------|
| Place: [STANTON] STANTON 141 [BUILDING] Area: 75,957 SqFt Billing Period: Mar 2017 | | | | | | |
| ELECTRIC | 21,309.00 kWh | 73 MMBtu | 0.001 MMBtu/SqFt | \$3,379.21 | \$0.159 /kWh | \$0.044 /SqFt |
| NATURALGAS | 1,397.00 CCF | 144 MMBtu | 0.002 MMBtu/SqFt | \$1,015.18 | \$0.727 /CCF | \$0.013 /SqFt |
| SEWER | 113.00 CCF | | | \$567.41 | \$5.021 /CCF | \$0.007 /SqFt |
| WATER | 97.00 CCF | | | \$359.95 | \$3.711 /CCF | \$0.005 /SqFt |
| Totals: | | 217 MMBtu | 0.003 MMBtu/SqFt | \$5,321.75 | | |

Energy

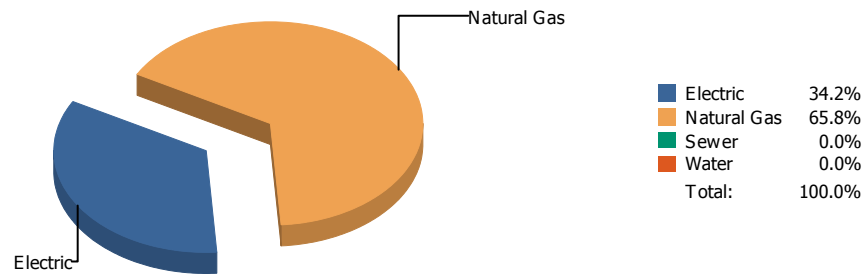


Cost

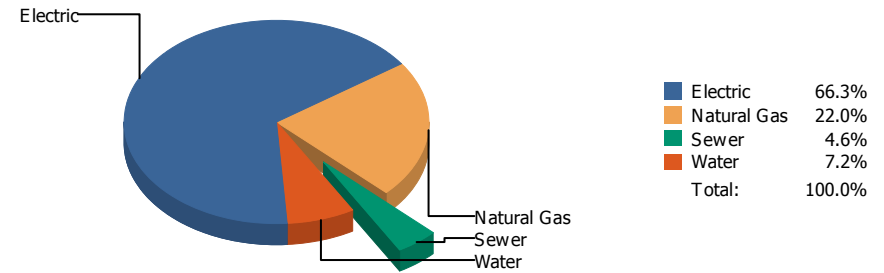


| Commodity | Common Use | Energy Use | Energy Use / Area | Total Cost | Cost / Unit | Cost / Area |
|---|---------------|------------------|-------------------------|-------------------|--------------|---------------|
| Place: [SUNSET HIGH_1] SUNSET HIGH SCHOOL [BUILDING] | | | | | | |
| Area: 33,263 SqFt | | | | | | |
| Billing Period: Mar 2017 | | | | | | |
| ELECTRIC | 16,720.00 kWh | 57 MMBtu | 0.002 MMBtu/SqFt | \$2,057.37 | \$0.123 /kWh | \$0.062 /SqFt |
| NATURALGAS | 850.00 CCF | 88 MMBtu | 0.003 MMBtu/SqFt | \$597.48 | \$0.703 /CCF | \$0.018 /SqFt |
| SEWER | 24.00 CCF | | | \$127.07 | \$5.295 /CCF | \$0.004 /SqFt |
| WATER | 39.00 CCF | | | \$177.62 | \$4.554 /CCF | \$0.005 /SqFt |
| Totals: | | 145 MMBtu | 0.004 MMBtu/SqFt | \$2,959.54 | | |

Energy

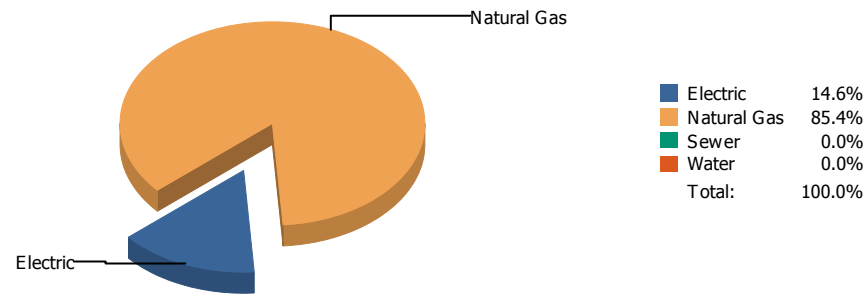


Cost

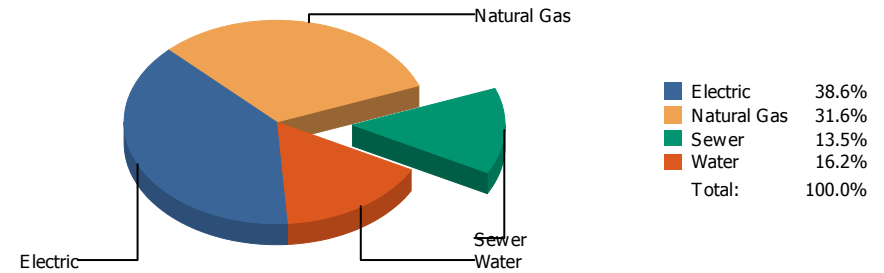


| Commodity | Common Use | Energy Use | Energy Use / Area | Total Cost | Cost / Unit | Cost / Area |
|--|---------------|------------------|-------------------------|-------------------|--------------|---------------|
| Place: [TELLES] R. TELLES ACADEMY 027 [BUILDING] | | | | | | |
| Area: 38,000 SqFt | | | | | | |
| Billing Period: Mar 2017 | | | | | | |
| ELECTRIC | 32,600.00 kWh | 111 MMBtu | 0.003 MMBtu/SqFt | \$3,930.41 | \$0.121 /kWh | \$0.103 /SqFt |
| NATURALGAS | 2,082.00 CCF | 214 MMBtu | 0.006 MMBtu/SqFt | \$1,303.13 | \$0.626 /CCF | \$0.034 /SqFt |
| SEWER | 49.00 CCF | | | \$272.33 | \$5.558 /CCF | \$0.007 /SqFt |
| WATER | 98.00 CCF | | | \$425.18 | \$4.339 /CCF | \$0.011 /SqFt |
| Totals: | | 326 MMBtu | 0.009 MMBtu/SqFt | \$5,931.05 | | |

Energy

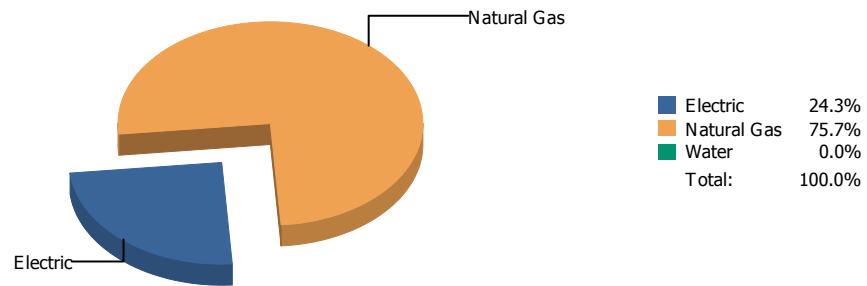


Cost

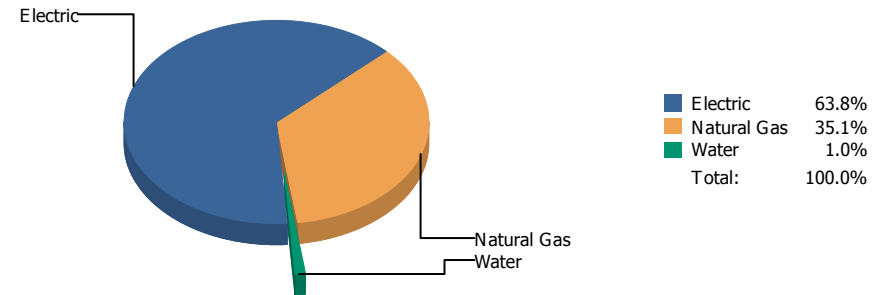


| Commodity | Common Use | Energy Use | Energy Use / Area | Total Cost | Cost / Unit | Cost / Area |
|---|--------------|-----------------|-------------------------|-----------------|---------------|---------------|
| Place: [TENNISCENTER_2] TENNIS CENTER 000 [BUILDING] | | | | | | |
| Area: 3,867 SqFt | | | | | | |
| Billing Period: Mar 2017 | | | | | | |
| ELECTRIC | 1,011.00 kWh | 3 MMBtu | 0.001 MMBtu/SqFt | \$271.50 | \$0.269 /kWh | \$0.070 /SqFt |
| NATURALGAS | 196.00 CCF | 20 MMBtu | 0.005 MMBtu/SqFt | \$222.25 | \$1.134 /CCF | \$0.057 /SqFt |
| SEWER | 3.00 CCF | | | \$95.21 | \$31.737 /CCF | \$0.025 /SqFt |
| WATER | 7.00 CCF | | | \$113.94 | \$16.277 /CCF | \$0.029 /SqFt |
| Totals: | | 24 MMBtu | 0.006 MMBtu/SqFt | \$702.90 | | |

Energy

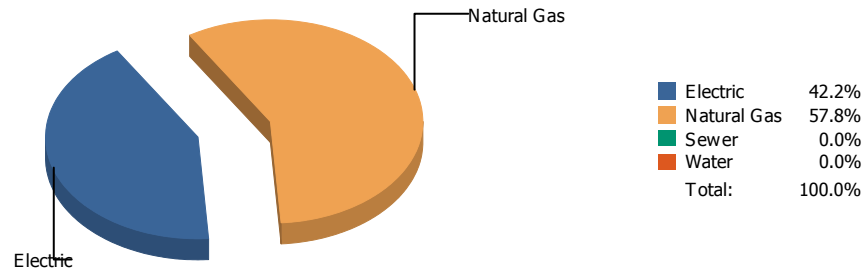


Cost

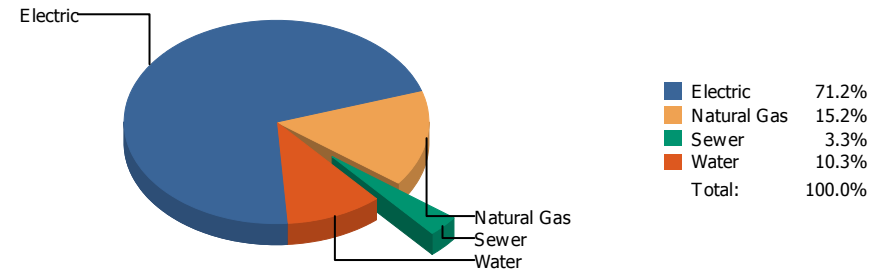


| Commodity | Common Use | Energy Use | Energy Use / Area | Total Cost | Cost / Unit | Cost / Area |
|--|---------------|------------------|-------------------------|-------------------|--------------|---------------|
| Place: [TERRACE] TERRACE HILLS 048 [BUILDING] Area: 138,021 SqFt Billing Period: Mar 2017 | | | | | | |
| ELECTRIC | 25,050.00 kWh | 85 MMBtu | 0.001 MMBtu/SqFt | \$3,076.07 | \$0.123 /kWh | \$0.022 /SqFt |
| NATURALGAS | 2,581.00 CCF | 266 MMBtu | 0.002 MMBtu/SqFt | \$1,691.59 | \$0.655 /CCF | \$0.012 /SqFt |
| WATER | 0.00 CCF | | | \$50.44 | \$0.000 /CCF | \$0.000 /SqFt |
| Totals: | | 351 MMBtu | 0.003 MMBtu/SqFt | \$4,818.10 | | |

Energy

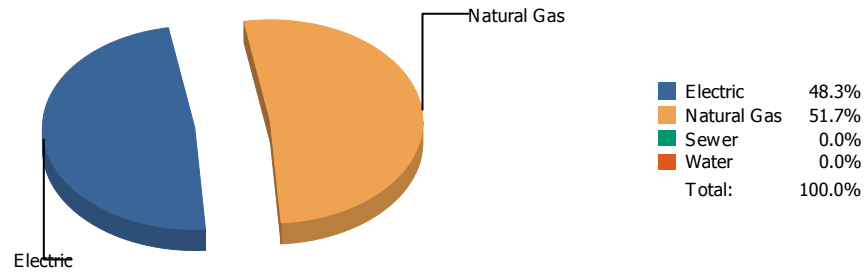


Cost

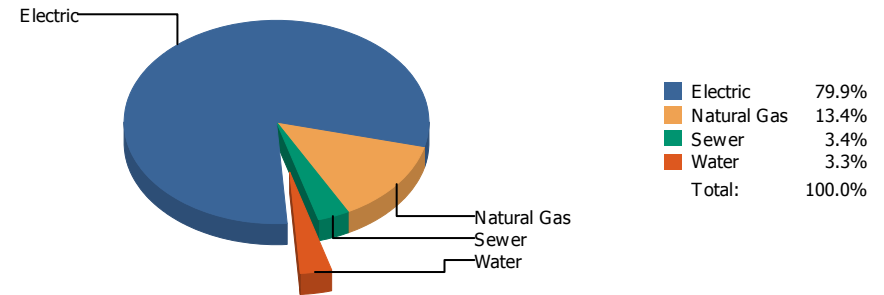


| Commodity | Common Use | Energy Use | Energy Use / Area | Total Cost | Cost / Unit | Cost / Area |
|---|---------------|------------------|-------------------------|--------------------|--------------|---------------|
| Place: [TIPPENELEMENTARY] TIPPIN ELEMENTARY 168 [BUILDING] | | | | | | |
| Area: 88,360 SqFt | | | | | | |
| Billing Period: Mar 2017 | | | | | | |
| ELECTRIC | 66,960.00 kWh | 229 MMBtu | 0.003 MMBtu/SqFt | \$8,556.67 | \$0.128 /kWh | \$0.097 /SqFt |
| NATURALGAS | 3,034.00 CCF | 313 MMBtu | 0.004 MMBtu/SqFt | \$1,828.42 | \$0.603 /CCF | \$0.021 /SqFt |
| SEWER | 166.00 CCF | | | \$398.00 | \$2.398 /CCF | \$0.005 /SqFt |
| WATER | 140.00 CCF | | | \$1,234.57 | \$8.818 /CCF | \$0.014 /SqFt |
| Totals: | | 541 MMBtu | 0.006 MMBtu/SqFt | \$12,017.66 | | |

Energy

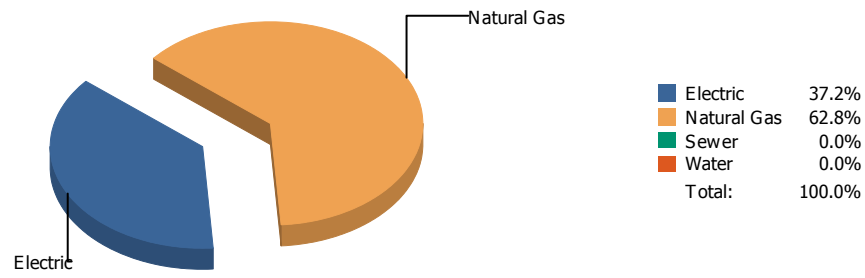


Cost

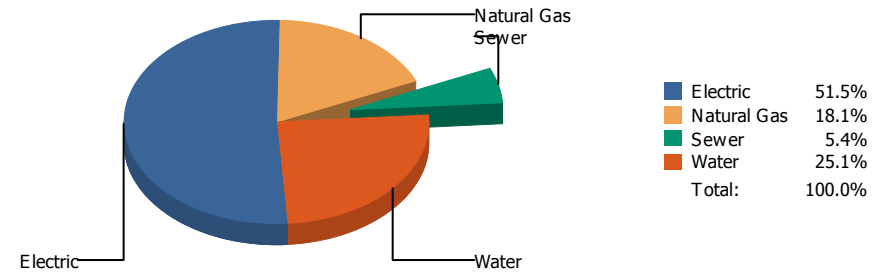


| Commodity | Common Use | Energy Use | Energy Use / Area | Total Cost | Cost / Unit | Cost / Area |
|--|---------------|------------------|-------------------------|--------------------|--------------|---------------|
| Place: [TOMLEA_2] TOM LEA 178 [BUILDING] | | | | | | |
| Area: 88,828 SqFt | | | | | | |
| Billing Period: Mar 2017 | | | | | | |
| ELECTRIC | 73,920.00 kWh | 252 MMBtu | 0.003 MMBtu/SqFt | \$9,524.69 | \$0.129 /kWh | \$0.107 /SqFt |
| NATURALGAS | 2,626.00 CCF | 270 MMBtu | 0.003 MMBtu/SqFt | \$1,598.66 | \$0.609 /CCF | \$0.018 /SqFt |
| SEWER | 113.00 CCF | | | \$406.85 | \$3.600 /CCF | \$0.005 /SqFt |
| WATER | 70.00 CCF | | | \$390.80 | \$5.583 /CCF | \$0.004 /SqFt |
| Totals: | | 523 MMBtu | 0.006 MMBtu/SqFt | \$11,921.00 | | |

Energy

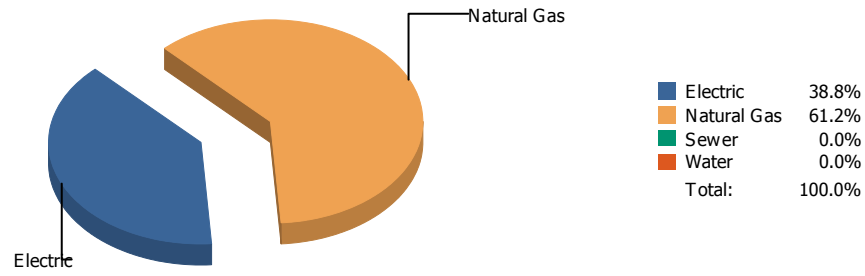


Cost

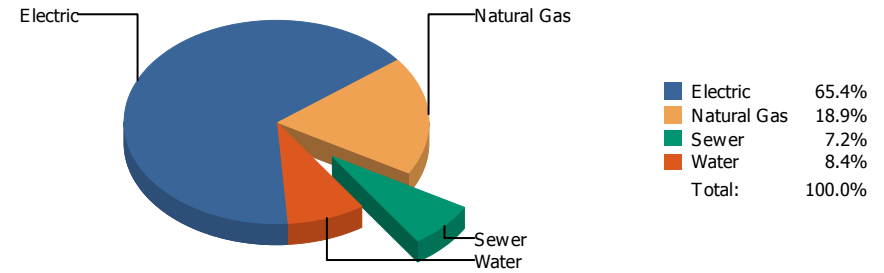


| Commodity | Common Use | Energy Use | Energy Use / Area | Total Cost | Cost / Unit | Cost / Area |
|--|---------------|------------------|-------------------------|-------------------|--------------|---------------|
| Place: [TRAVIS] TRAVIS 143 [BUILDING] Area: 78,925 SqFt Billing Period: Mar 2017 | | | | | | |
| ELECTRIC | 25,821.00 kWh | 88 MMBtu | 0.001 MMBtu/SqFt | \$2,967.30 | \$0.115 /kWh | \$0.038 /SqFt |
| NATURALGAS | 1,446.00 CCF | 149 MMBtu | 0.002 MMBtu/SqFt | \$1,040.97 | \$0.720 /CCF | \$0.013 /SqFt |
| SEWER | 64.00 CCF | | | \$312.53 | \$4.883 /CCF | \$0.004 /SqFt |
| WATER | 289.00 CCF | | | \$1,445.08 | \$5.000 /CCF | \$0.018 /SqFt |
| Totals: | | 237 MMBtu | 0.003 MMBtu/SqFt | \$5,765.88 | | |

Energy

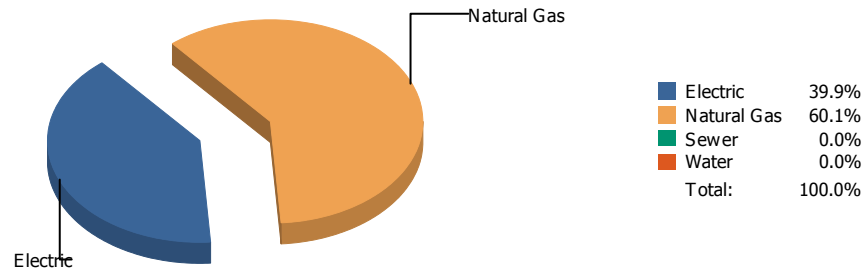


Cost

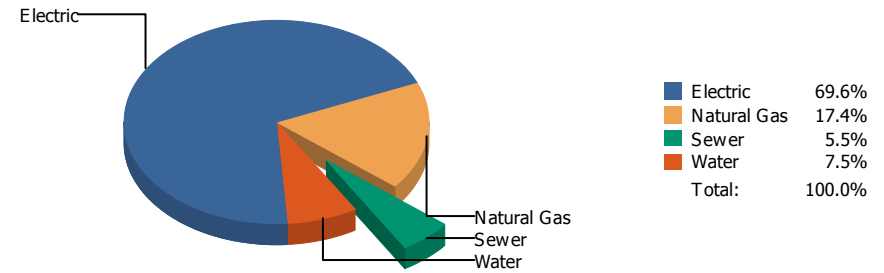


| Commodity | Common Use | Energy Use | Energy Use / Area | Total Cost | Cost / Unit | Cost / Area |
|--|---------------|------------------|-------------------------|-------------------|--------------|---------------|
| Place: [VILAS] VILAS 144 [BUILDING] Area: 66,992 SqFt Billing Period: Mar 2017 | | | | | | |
| ELECTRIC | 33,285.00 kWh | 114 MMBtu | 0.002 MMBtu/SqFt | \$4,588.75 | \$0.138 /kWh | \$0.068 /SqFt |
| NATURALGAS | 1,743.00 CCF | 180 MMBtu | 0.003 MMBtu/SqFt | \$1,327.94 | \$0.762 /CCF | \$0.020 /SqFt |
| SEWER | 92.00 CCF | | | \$508.28 | \$5.525 /CCF | \$0.007 /SqFt |
| WATER | 94.00 CCF | | | \$587.10 | \$6.246 /CCF | \$0.009 /SqFt |
| Totals: | | 293 MMBtu | 0.004 MMBtu/SqFt | \$7,012.07 | | |

Energy

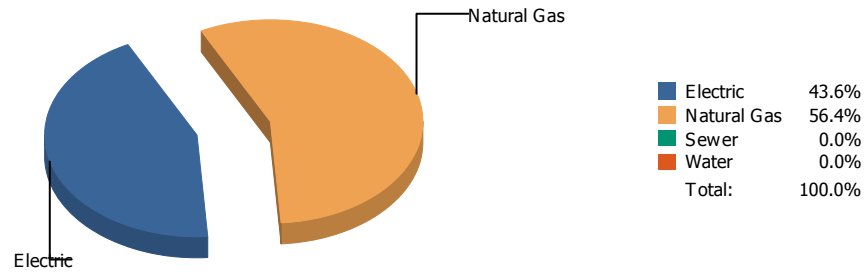


Cost

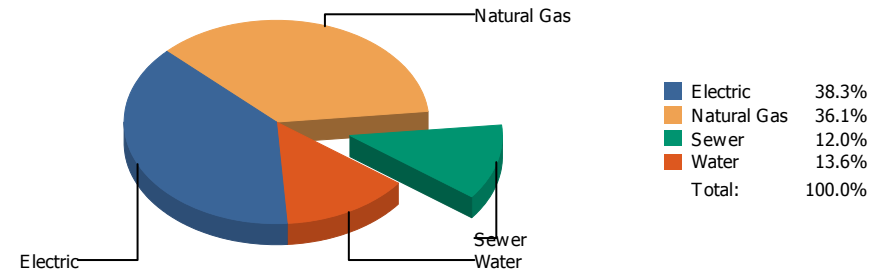


| Commodity | Common Use | Energy Use | Energy Use / Area | Total Cost | Cost / Unit | Cost / Area |
|---|---------------|------------------|-------------------------|-------------------|--------------|---------------|
| Place: [W HILLS] WESTERN HILLS 146 [BUILDING] | | | | | | |
| Area: 77,753 SqFt | | | | | | |
| Billing Period: Mar 2017 | | | | | | |
| ELECTRIC | 40,080.00 kWh | 137 MMBtu | 0.002 MMBtu/SqFt | \$5,000.14 | \$0.125 /kWh | \$0.064 /SqFt |
| NATURALGAS | 2,002.00 CCF | 206 MMBtu | 0.003 MMBtu/SqFt | \$1,246.89 | \$0.623 /CCF | \$0.016 /SqFt |
| SEWER | 68.00 CCF | | | \$398.47 | \$5.860 /CCF | \$0.005 /SqFt |
| WATER | 111.00 CCF | | | \$536.24 | \$4.831 /CCF | \$0.007 /SqFt |
| Totals: | | 343 MMBtu | 0.004 MMBtu/SqFt | \$7,181.74 | | |

Energy



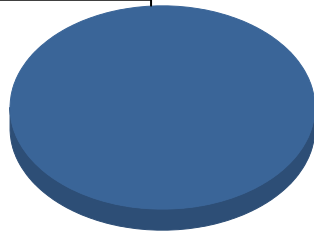
Cost



| Commodity | Common Use | Energy Use | Energy Use / Area | Total Cost | Cost / Unit | Cost / Area |
|---|---------------|------------------|-------------------------|-------------------|---------------|---------------|
| Place: [WAINWRIG] WAINWRIGHT 145 [BUILDING] Area: 38,227 SqFt Billing Period: Mar 2017 | | | | | | |
| ELECTRIC | 15,932.00 kWh | 54 MMBtu | 0.001 MMBtu/SqFt | \$652.78 | \$0.041 /kWh | \$0.017 /SqFt |
| NATURALGAS | 684.00 CCF | 70 MMBtu | 0.002 MMBtu/SqFt | \$615.36 | \$0.900 /CCF | \$0.016 /SqFt |
| SEWER | 49.00 CCF | | | \$204.58 | \$4.175 /CCF | \$0.005 /SqFt |
| WATER | 16.00 CCF | | | \$231.86 | \$14.491 /CCF | \$0.006 /SqFt |
| Totals: | | 125 MMBtu | 0.003 MMBtu/SqFt | \$1,704.58 | | |

Energy

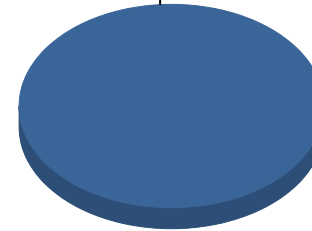
Electric



■ Electric 100.0%
Total: 100.0%

Cost

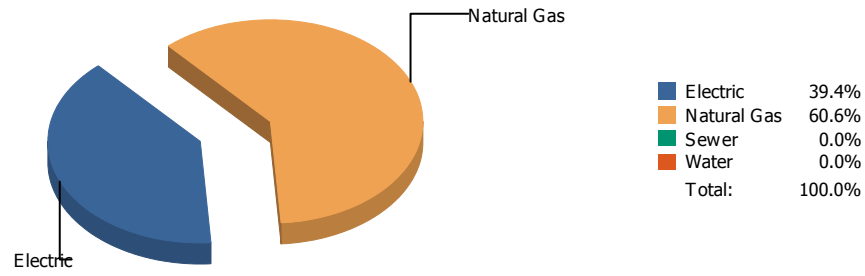
Electric



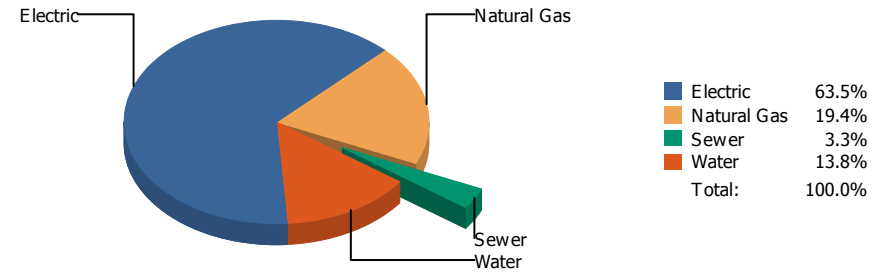
■ Electric 100.0%
Total: 100.0%

| Commodity | Common Use | Energy Use | Energy Use / Area | Total Cost | Cost / Unit | Cost / Area |
|--|--------------|-----------------|-------------------------|-----------------|--------------|---------------|
| Place: [WESTSIDE] WESTSIDE TRANSPORTATION 951 [BUILDING] | | | | | | |
| Area: 4,040 SqFt | | | | | | |
| Billing Period: Mar 2017 | | | | | | |
| ELECTRIC | 2,943.00 kWh | 10 MMBtu | 0.002 MMBtu/SqFt | \$704.68 | \$0.239 /kWh | \$0.174 /SqFt |
| Totals: | | 10 MMBtu | 0.002 MMBtu/SqFt | \$704.68 | | |

Energy

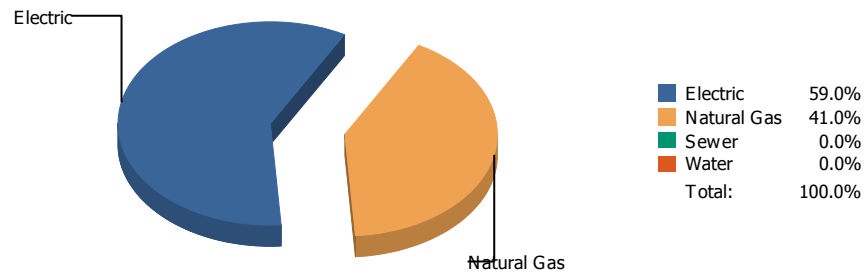


Cost

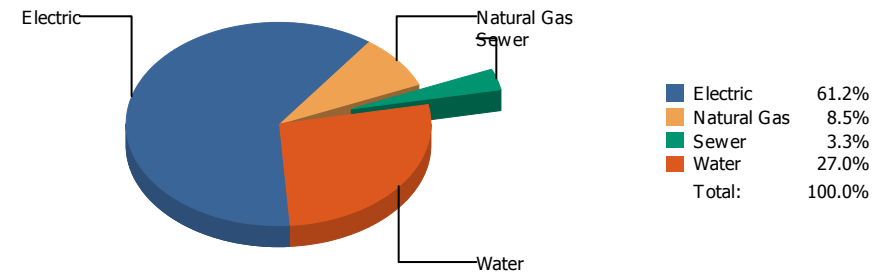


| Commodity | Common Use | Energy Use | Energy Use / Area | Total Cost | Cost / Unit | Cost / Area |
|---|---------------|------------------|-------------------------|--------------------|--------------|---------------|
| Place: [WHITAKER] WHITAKER 153 [BUILDING] | | | | | | |
| Area: 89,458 SqFt | | | | | | |
| Billing Period: Mar 2017 | | | | | | |
| ELECTRIC | 86,880.00 kWh | 297 MMBtu | 0.003 MMBtu/SqFt | \$8,545.48 | \$0.098 /kWh | \$0.096 /SqFt |
| NATURALGAS | 4,420.00 CCF | 455 MMBtu | 0.005 MMBtu/SqFt | \$2,610.05 | \$0.591 /CCF | \$0.029 /SqFt |
| SEWER | 88.00 CCF | | | \$438.71 | \$4.985 /CCF | \$0.005 /SqFt |
| WATER | 609.00 CCF | | | \$1,860.23 | \$3.055 /CCF | \$0.021 /SqFt |
| Totals: | | 752 MMBtu | 0.008 MMBtu/SqFt | \$13,454.47 | | |

Energy

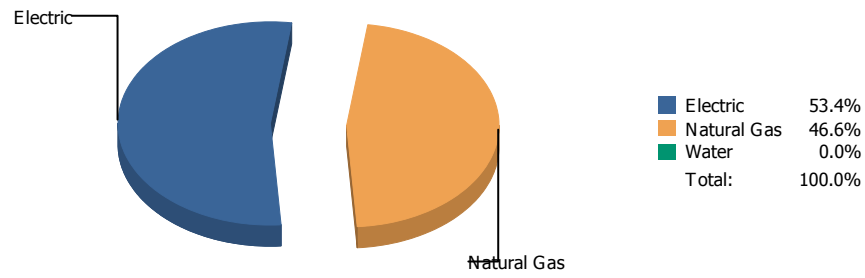


Cost

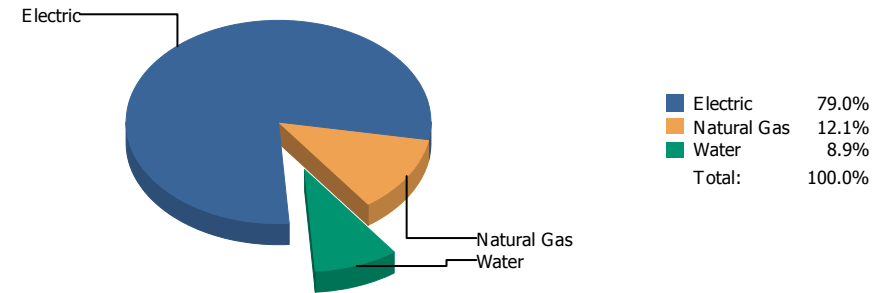


| Commodity | Common Use | Energy Use | Energy Use / Area | Total Cost | Cost / Unit | Cost / Area |
|---|---------------|------------------|-------------------------|--------------------|--------------|---------------|
| Place: [WHITE] ZACH WHITE ELEMENTARY NEW-1997 [BUILDING] | | | | | | |
| Area: 92,458 SqFt | | | | | | |
| Billing Period: Mar 2017 | | | | | | |
| ELECTRIC | 51,900.00 kWh | 177 MMBtu | 0.002 MMBtu/SqFt | \$6,530.42 | \$0.126 /kWh | \$0.071 /SqFt |
| NATURALGAS | 1,193.00 CCF | 123 MMBtu | 0.001 MMBtu/SqFt | \$907.98 | \$0.761 /CCF | \$0.010 /SqFt |
| SEWER | 79.00 CCF | | | \$353.26 | \$4.472 /CCF | \$0.004 /SqFt |
| WATER | 392.00 CCF | | | \$2,887.11 | \$7.365 /CCF | \$0.031 /SqFt |
| Totals: | | 300 MMBtu | 0.003 MMBtu/SqFt | \$10,678.77 | | |

Energy

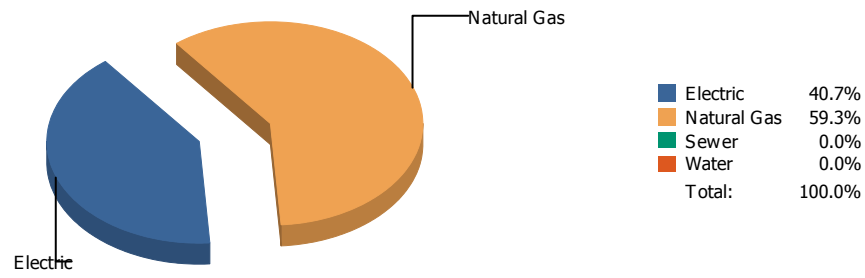


Cost

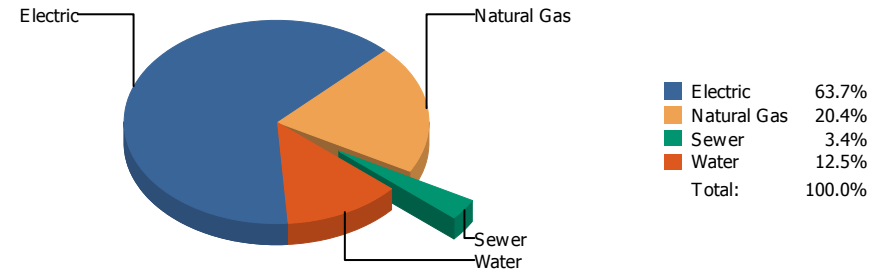


| Commodity | Common Use | Energy Use | Energy Use / Area | Total Cost | Cost / Unit | Cost / Area |
|---|---------------|------------------|-------------------------|-------------------|--------------|---------------|
| Place: [WIGGS] WIGGS 052 [BUILDING] Area: 110,689 SqFt Billing Period: Mar 2017 | | | | | | |
| ELECTRIC | 49,340.00 kWh | 168 MMBtu | 0.002 MMBtu/SqFt | \$6,021.90 | \$0.122 /kWh | \$0.054 /SqFt |
| NATURALGAS | 1,427.00 CCF | 147 MMBtu | 0.001 MMBtu/SqFt | \$922.74 | \$0.647 /CCF | \$0.008 /SqFt |
| WATER | 118.00 CCF | | | \$680.05 | \$5.763 /CCF | \$0.006 /SqFt |
| Totals: | | 315 MMBtu | 0.003 MMBtu/SqFt | \$7,624.69 | | |

Energy

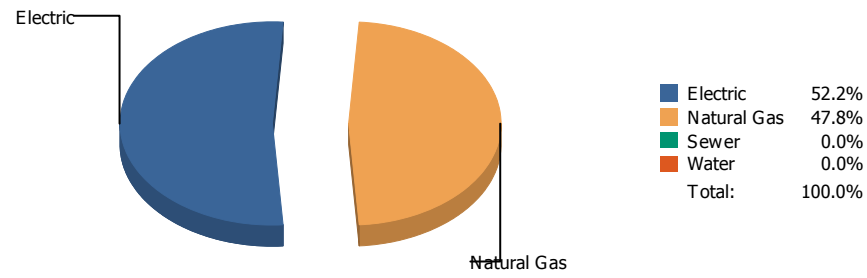


Cost

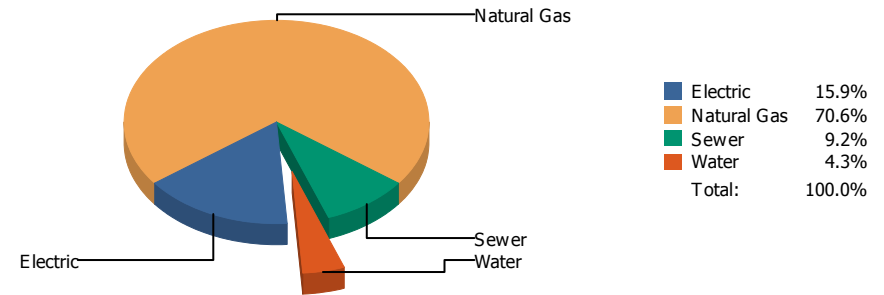


| Commodity | Common Use | Energy Use | Energy Use / Area | Total Cost | Cost / Unit | Cost / Area |
|--|---------------|------------------|-------------------------|-------------------|--------------|---------------|
| Place: [ZAVALA] ZAVALA 148 [BUILDING] Area: 53,356 SqFt Billing Period: Mar 2017 | | | | | | |
| ELECTRIC | 28,000.00 kWh | 96 MMBtu | 0.002 MMBtu/SqFt | \$2,769.35 | \$0.099 /kWh | \$0.052 /SqFt |
| NATURALGAS | 1,353.00 CCF | 139 MMBtu | 0.003 MMBtu/SqFt | \$888.28 | \$0.657 /CCF | \$0.017 /SqFt |
| SEWER | 41.00 CCF | | | \$146.54 | \$3.574 /CCF | \$0.003 /SqFt |
| WATER | 80.00 CCF | | | \$542.13 | \$6.777 /CCF | \$0.010 /SqFt |
| Totals: | | 235 MMBtu | 0.004 MMBtu/SqFt | \$4,346.30 | | |

Energy

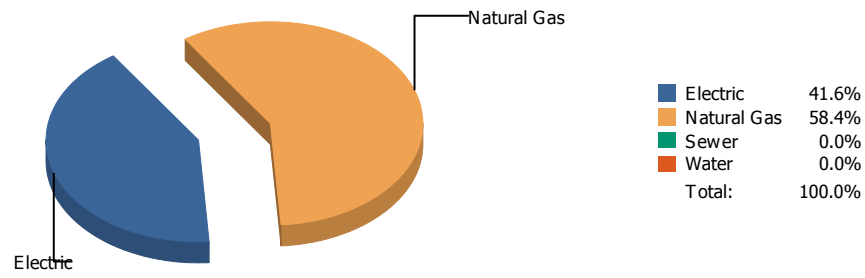


Cost

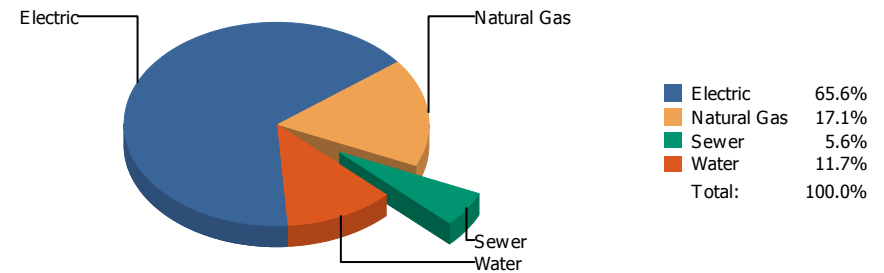


| Commodity | Common Use | Energy Use | Energy Use / Area | Total Cost | Cost / Unit | Cost / Area |
|---|------------|----------------|-------------------------|-----------------|----------------|---------------|
| Place: [ZUNI] ZUNI COTTAGES 952 [BUILDING] Area: 3,505 SqFt Billing Period: Mar 2017 | | | | | | |
| ELECTRIC | 33.00 kWh | 0 MMBtu | 0.000 MMBtu/SqFt | \$48.40 | \$1.467 /kWh | \$0.014 /SqFt |
| NATURALGAS | 1.00 CCF | 0 MMBtu | 0.000 MMBtu/SqFt | \$215.63 | \$215.630 /CCF | \$0.061 /SqFt |
| SEWER | 0.00 CCF | | | \$28.04 | \$0.000 /CCF | \$0.008 /SqFt |
| WATER | 0.00 CCF | | | \$13.26 | \$0.000 /CCF | \$0.004 /SqFt |
| Totals: | | 0 MMBtu | 0.000 MMBtu/SqFt | \$305.33 | | |

Energy



Cost



| Commodity | Common Use | Energy Use | Energy Use / Area | Total Cost | Cost / Unit | Cost / Area |
|---------------------------------|------------------|---------------------|-------------------------|-----------------------|--------------|---------------|
| Place Summary Report | | | | | | |
| Area: 10,756,876 SqFt | | | | | | |
| Billing Period: Mar 2017 | | | | | | |
| ELECTRIC | 5,783,967.00 kWh | 19,741 MMBtu | 0.002 MMBtu/SqFt | \$665,078.73 | \$0.115 /kWh | \$0.062 /SqFt |
| NATURALGAS | 269,317.00 CCF | 27,740 MMBtu | 0.003 MMBtu/SqFt | \$173,403.88 | \$0.644 /CCF | \$0.016 /SqFt |
| SEWER | 17,708.19 CCF | | | \$57,119.55 | \$3.226 /CCF | \$0.005 /SqFt |
| WATER | 31,996.00 CCF | | | \$118,288.29 | \$3.697 /CCF | \$0.011 /SqFt |
| Totals: | | 47,480 MMBtu | 0.004 MMBtu/SqFt | \$1,013,890.45 | | |

* Please note per area calculations only include buildings with a floor area greater than 0.

Requested by: deiland

Client version:

Report version: 7

Filters: Place Name Not one of ZACH WHITE MODULAR SCHOOL 147;START SCHOOL EARLY 1 DAY VALUE;STADIUM RATE CHANGES;SKY PARK IB1;SKY PARK I 200;SKY PARK;REMCON COTTAGES;PARKDALE COTTAGES 957;NEW COMPUTERS SINCE JUNE 1990;Lighting;HONDO PASS COTTAGES;Butterfield Trail Warehouse;BRANON COTTAGES 955;BLUE FLAME BLDG.;BARCELONA COTTAGES;ALL REFUNDS AND REBATES ; Bill is Void Equals 0; Bill Account is Active Equals 1; Bill is From a Vendor Equals 1; ; Billing Period Equals Mar 2017

Record count: 0