

el Paso

Energy CAP

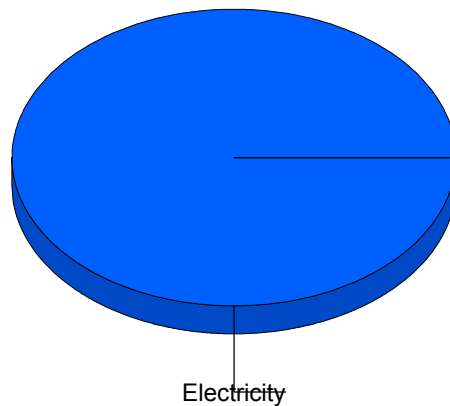
Cost Avoidance Program

Cost Summary Graph

Grouped by Energy Type

Energy Type	Use	Units	Meter Cost	Special Charges	Total Cost	Avg Unit Cost	% of Total Cost
Site: ALAMO ELEMENTARY SCH - ALAMO ELEMENTARY SCH							
Electricity	10,250	KWH	\$773.96	\$0.00	\$773.96	0.0755	100.00%
Total Cost:			\$773.96	\$0.00	\$773.96		

For ALAMO
ELEMENTARY
SCH



■ Electricity	100.0%
Total:	100.0%

Filters: Cost Center Name Not Equal To DoNotReport; Billing Period Equal To 201604All Meter CodesAll Group Names

elpaso

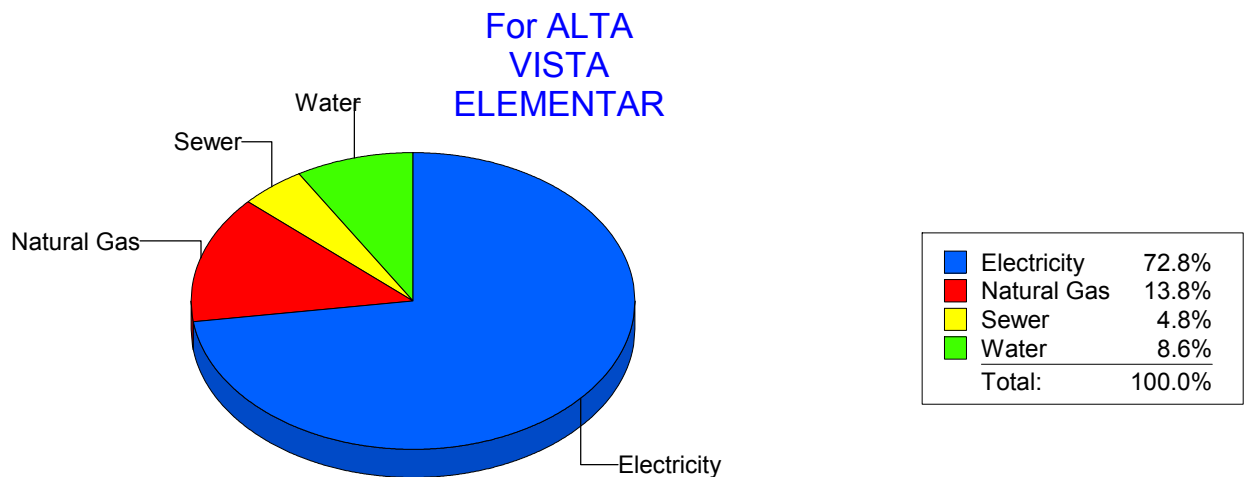
Energy CAP

Cost Avoidance Program

Cost Summary Graph

Grouped by Energy Type

Energy Type	Use	Units	Meter Cost	Special Charges	Total Cost	Avg Unit Cost	% of Total Cost
Site: ALTA VISTA ELEMENTAR - ALTA VISTA ELEMENTAR							
Electricity	30,300	KWH	\$3,206.46	\$0.00	\$3,206.46	0.1058	72.81%
Natural Gas	852	CCF	\$607.35	\$0.00	\$607.35	0.7129	13.79%
Water	140	CCF	\$377.36	\$0.00	\$377.36	2.6954	8.57%
Sewer	64	CCF	\$212.71	\$0.00	\$212.71	3.3236	4.83%
Total Cost:			\$4,403.88	\$0.00	\$4,403.88		



Filters: Cost Center Name Not Equal To DoNotReport; Billing Period Equal To 201604All Meter CodesAll Group Names

elpaso

Energy CAP

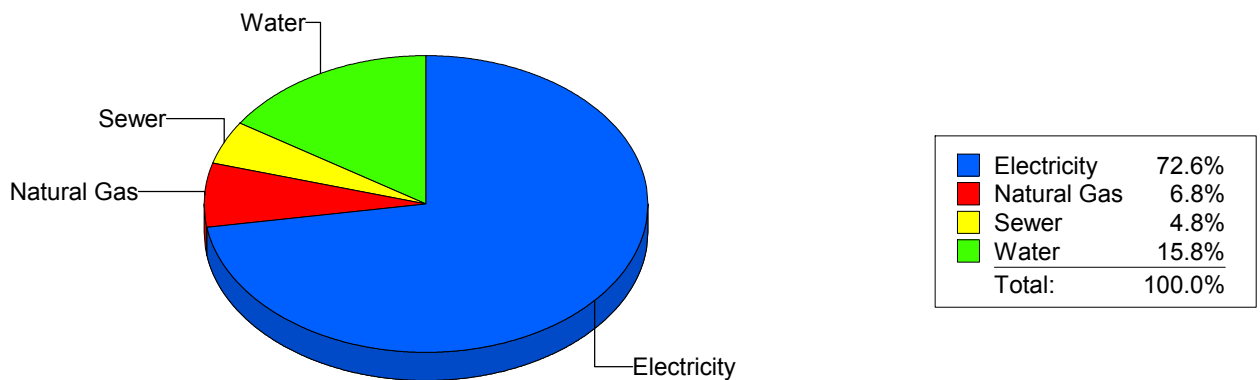
Cost Avoidance Program

Cost Summary Graph

Grouped by Energy Type

Energy Type	Use	Units	Meter Cost	Special Charges	Total Cost	Avg Unit Cost	% of Total Cost
Site: ANDRESS HIGH SCHOOL - ANDRESS HIGH SCHOOL							
Electricity	152,384	KWH	\$14,525.72	\$0.00	\$14,525.72	0.0953	72.58%
Natural Gas	2,303	CCF	\$1,357.60	\$0.00	\$1,357.60	0.5895	6.78%
Water	747	CCF	\$3,162.65	\$0.00	\$3,162.65	4.2338	15.80%
Sewer	649	CCF	\$968.77	\$0.00	\$968.77	1.4927	4.84%
Total Cost:			\$20,014.74	\$0.00	\$20,014.74		

For ANDRESS
HIGH SCHOOL



Filters: Cost Center Name Not Equal To DoNotReport; Billing Period Equal To 201604All Meter CodesAll Group Names

elpaso

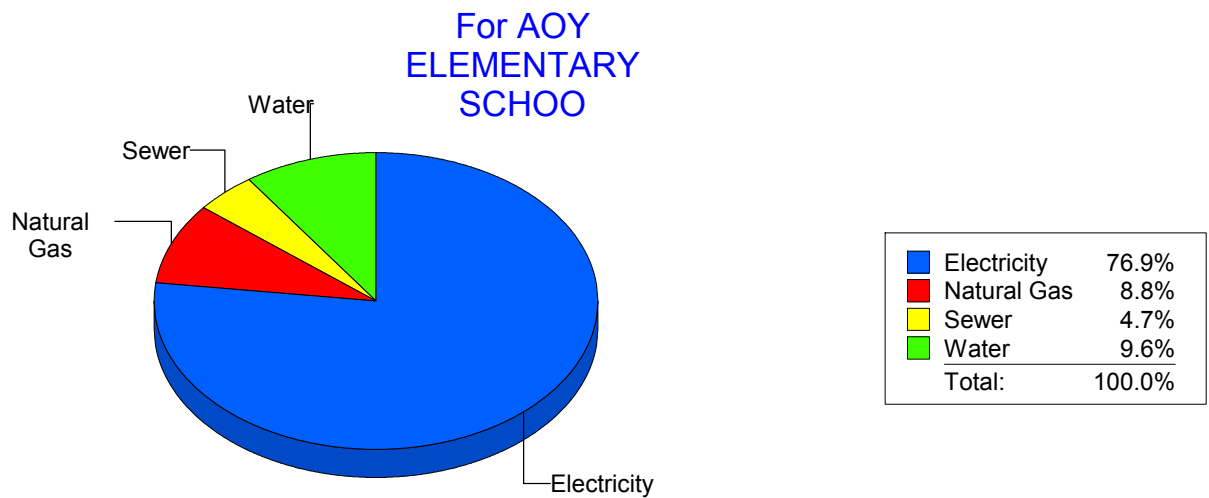
Energy CAP

Cost Avoidance Program

Cost Summary Graph

Grouped by Energy Type

Energy Type	Use	Units	Meter Cost	Special Charges	Total Cost	Avg Unit Cost	% of Total Cost
Site: AOY ELEMENTARY SCHOO - AOY ELEMENTARY SCHOO							
Electricity	64,349	KWH	\$8,169.10	\$0.00	\$8,169.10	0.1269	76.90%
Natural Gas	1,605	CCF	\$936.04	\$0.00	\$936.04	0.5832	8.81%
Water	225	CCF	\$1,019.89	\$0.00	\$1,019.89	4.5328	9.60%
Sewer	73	CCF	\$497.35	\$0.00	\$497.35	6.8130	4.68%
Total Cost:			\$10,622.38	\$0.00	\$10,622.38		



Filters: Cost Center Name Not Equal To DoNotReport; Billing Period Equal To 201604All Meter CodesAll Group Names

elpaso

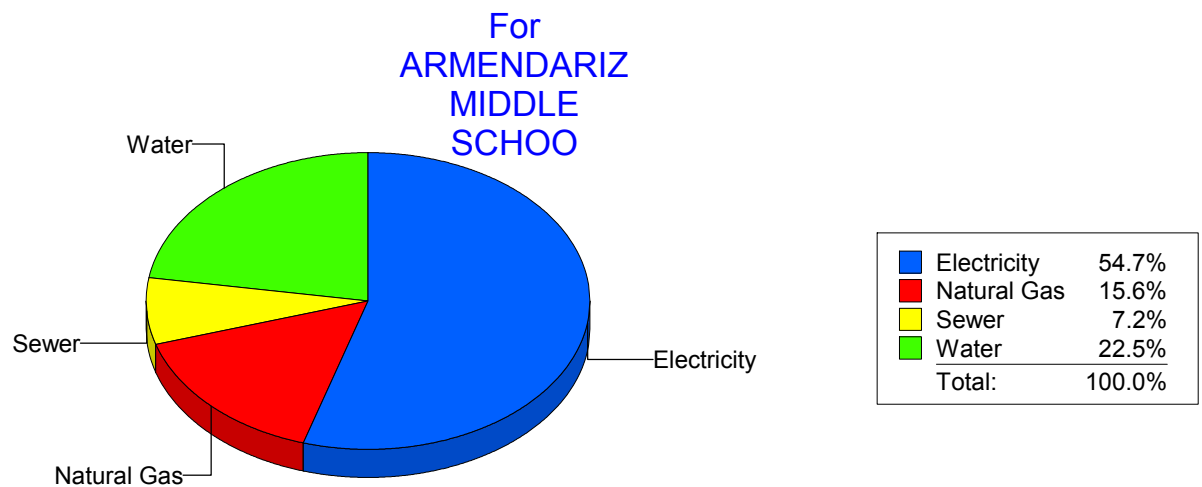
Energy CAP

Cost Avoidance Program

Cost Summary Graph

Grouped by Energy Type

Energy Type	Use	Units	Meter Cost	Special Charges	Total Cost	Avg Unit Cost	% of Total Cost
Site: ARMENDARIZ MIDDLE SCHOO - ARMENDARIZ MIDDLE SCHOO							
Electricity	285 KWH		\$4,807.69	\$0.00	\$4,807.69	16.8691	54.71%
Natural Gas	2,868 CCF		\$1,368.91	\$0.00	\$1,368.91	0.4773	15.58%
Water	766 CCF		\$1,975.84	\$0.00	\$1,975.84	2.5794	22.49%
Sewer	164 CCF		\$634.50	\$0.00	\$634.50	3.8689	7.22%
Total Cost:			\$8,786.94	\$0.00	\$8,786.94		



Filters: Cost Center Name Not Equal To DoNotReport; Billing Period Equal To 201604All Meter CodesAll Group Names

elpaso

Energy CAP

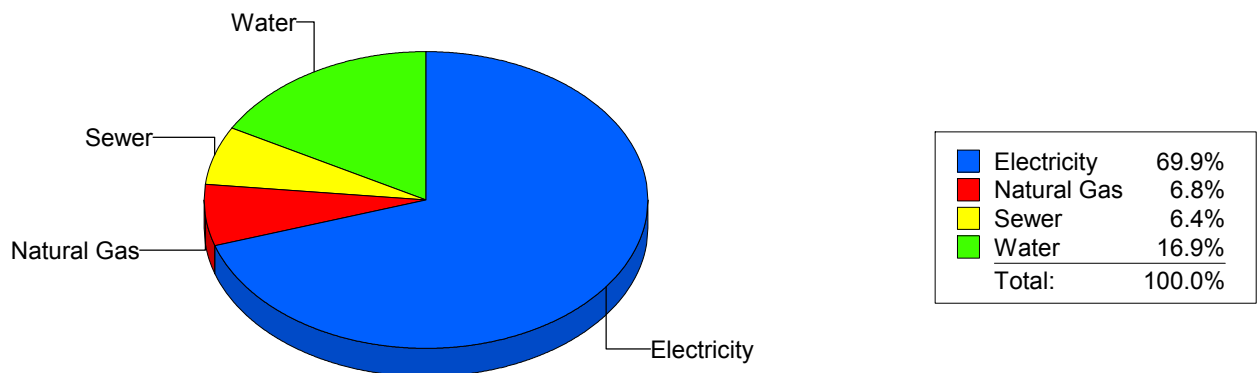
Cost Avoidance Program

Cost Summary Graph

Grouped by Energy Type

Energy Type	Use	Units	Meter Cost	Special Charges	Total Cost	Avg Unit Cost	% of Total Cost
Site: AUSTIN HIGH SCHOOL - AUSTIN HIGH SCHOOL							
Electricity	145,875	KWH	\$16,259.41	\$0.00	\$16,259.41	0.1115	69.90%
Natural Gas	2,835	CCF	\$1,585.62	\$0.00	\$1,585.62	0.5593	6.82%
Water	1,133	CCF	\$3,922.70	\$0.00	\$3,922.70	3.4622	16.86%
Sewer	604	CCF	\$1,494.77	\$0.00	\$1,494.77	2.4748	6.43%
Total Cost:			\$23,262.50	\$0.00	\$23,262.50		

For AUSTIN
HIGH SCHOOL



Filters: Cost Center Name Not Equal To DoNotReport; Billing Period Equal To 201604All Meter CodesAll Group Names

elpaso

Energy CAP

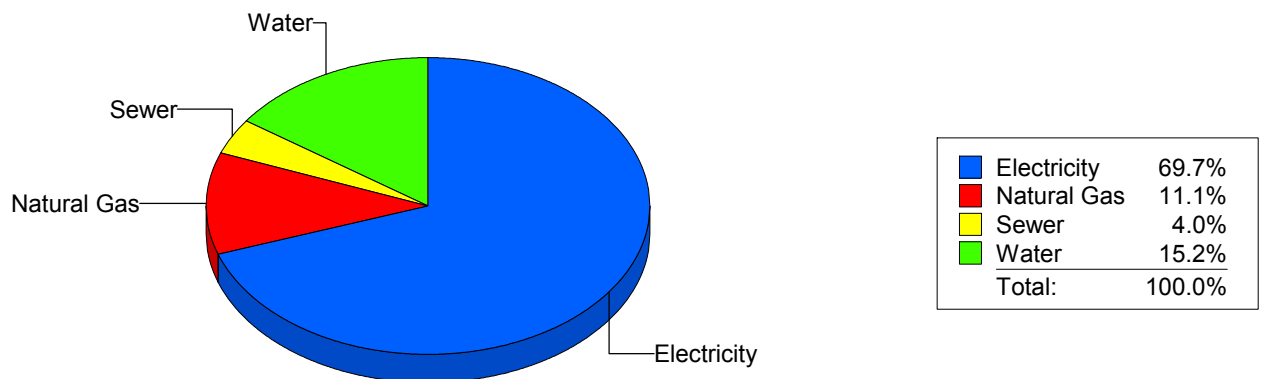
Cost Avoidance Program

Cost Summary Graph

Grouped by Energy Type

Energy Type	Use	Units	Meter Cost	Special Charges	Total Cost	Avg Unit Cost	% of Total Cost
Site: BARRON - BARRON							
Electricity	75,430 KWH		\$7,721.97	\$0.00	\$7,721.97	0.1024	69.66%
Natural Gas	2,278 CCF		\$1,229.84	\$0.00	\$1,229.84	0.5399	11.09%
Water	275 CCF		\$1,686.44	\$0.00	\$1,686.44	6.1325	15.21%
Sewer	68 CCF		\$446.84	\$0.00	\$446.84	6.5712	4.03%
Total Cost:			\$11,085.09	\$0.00	\$11,085.09		

For BARRON



Filters: Cost Center Name Not Equal To DoNotReport; Billing Period Equal To 201604All Meter CodesAll Group Names

elpaso

Energy CAP

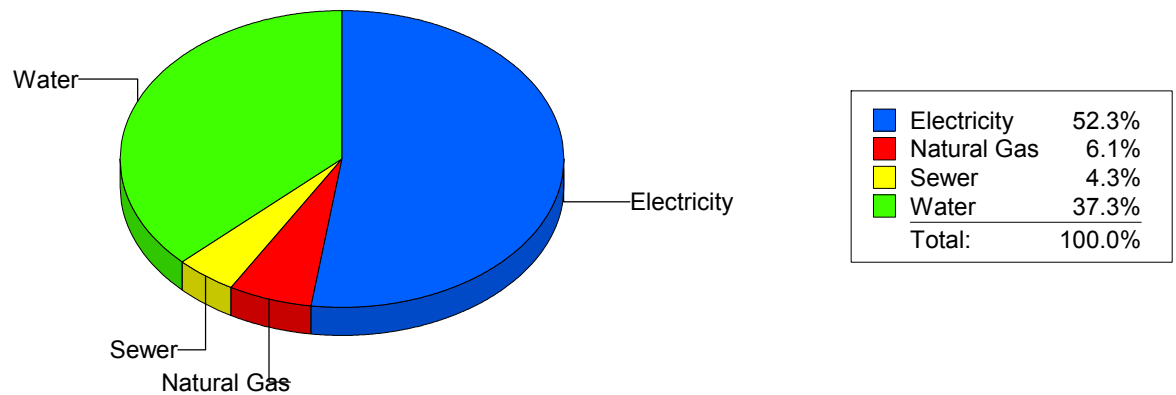
Cost Avoidance Program

Cost Summary Graph

Grouped by Energy Type

Energy Type	Use	Units	Meter Cost	Special Charges	Total Cost	Avg Unit Cost	% of Total Cost
Site: BASSET MIDDLE SCHOOL - BASSET MIDDLE SCHOOL							
Electricity	60,137	KWH	\$6,681.58	\$0.00	\$6,681.58	0.1111	52.28%
Natural Gas	1,265	CCF	\$783.98	\$0.00	\$783.98	0.6197	6.13%
Water	1,154	CCF	\$4,769.38	\$0.00	\$4,769.38	4.1329	37.32%
Sewer	271	CCF	\$546.37	\$0.00	\$546.37	2.0161	4.27%
Total Cost:			\$12,781.31	\$0.00	\$12,781.31		

For BASSET
MIDDLE
SCHOOL



Filters: Cost Center Name Not Equal To DoNotReport; Billing Period Equal To 201604All Meter CodesAll Group Names

elpaso

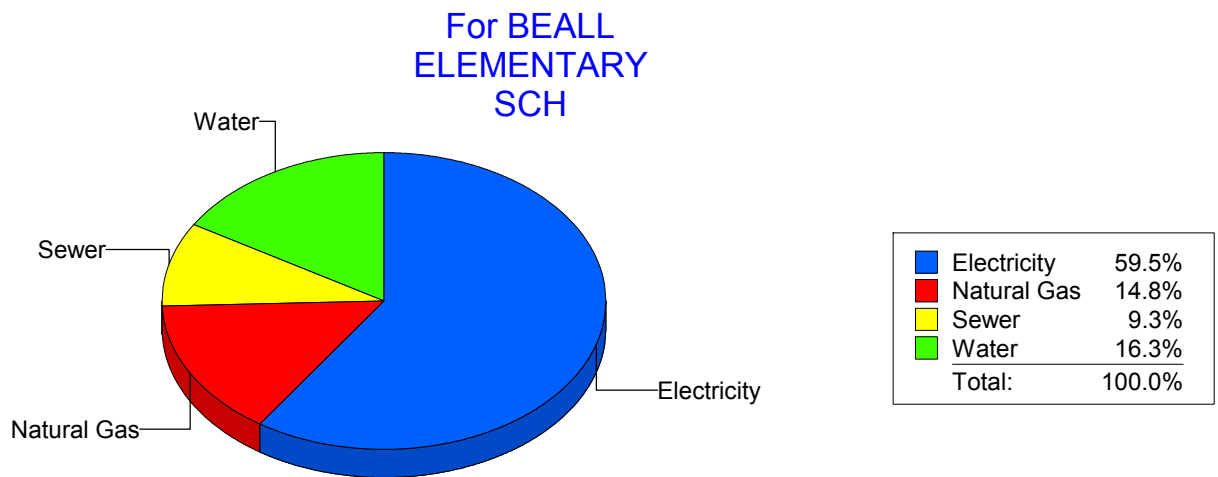
Energy CAP

Cost Avoidance Program

Cost Summary Graph

Grouped by Energy Type

Energy Type	Use	Units	Meter Cost	Special Charges	Total Cost	Avg Unit Cost	% of Total Cost
Site: BEALL ELEMENTARY SCH - BEALL ELEMENTARY SCH							
Electricity	23,475	KWH	\$2,272.06	\$0.00	\$2,272.06	0.0968	59.53%
Natural Gas	780	CCF	\$566.03	\$0.00	\$566.03	0.7257	14.83%
Water	208	CCF	\$623.43	\$0.00	\$623.43	2.9973	16.34%
Sewer	83	CCF	\$354.97	\$0.00	\$354.97	4.2767	9.30%
Total Cost:			\$3,816.49	\$0.00	\$3,816.49		



Filters: Cost Center Name Not Equal To DoNotReport; Billing Period Equal To 201604All Meter CodesAll Group Names

elpaso

Energy CAP

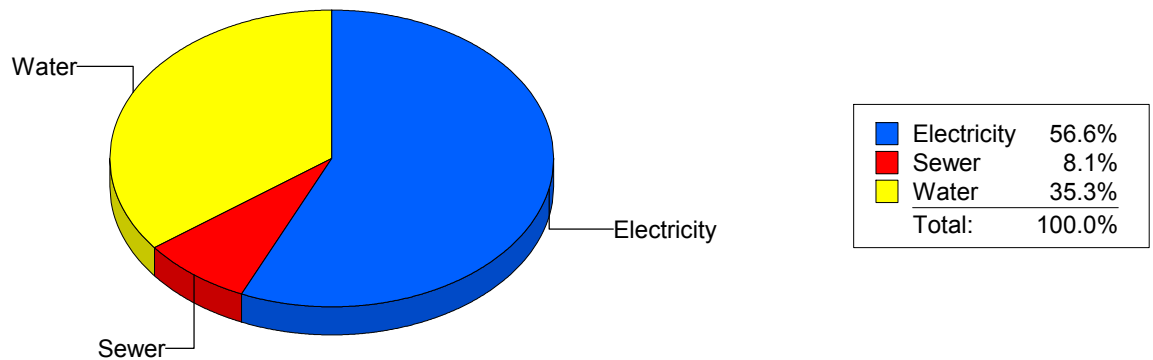
Cost Avoidance Program

Cost Summary Graph

Grouped by Energy Type

Energy Type	Use	Units	Meter Cost	Special Charges	Total Cost	Avg Unit Cost	% of Total Cost
Site: BLISS ELEMENTARY - BLISS ELEMENTARY							
Electricity	30,059	KWH	\$3,173.22	\$0.00	\$3,173.22	0.1056	56.62%
Water	539	CCF	\$1,977.41	\$0.00	\$1,977.41	3.6687	35.28%
Sewer	85	CCF	\$453.97	\$0.00	\$453.97	5.3408	8.10%
Total Cost:			\$5,604.60	\$0.00	\$5,604.60		

For BLISS
ELEMENTARY



Filters: Cost Center Name Not Equal To DoNotReport; Billing Period Equal To 201604All Meter CodesAll Group Names

elpaso

Energy CAP

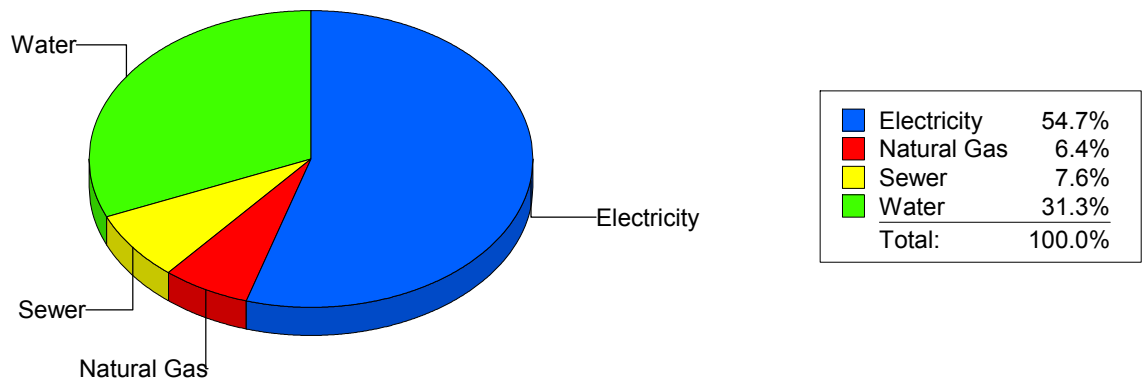
Cost Avoidance Program

Cost Summary Graph

Grouped by Energy Type

Energy Type	Use	Units	Meter Cost	Special Charges	Total Cost	Avg Unit Cost	% of Total Cost
Site: BOND - BOND ELEMENTARY							
Electricity	25,485	KWH	\$3,011.62	\$0.00	\$3,011.62	0.1182	54.67%
Natural Gas	308	CCF	\$353.38	\$0.00	\$353.38	1.1473	6.42%
Water	375	CCF	\$1,726.81	\$0.00	\$1,726.81	4.6048	31.35%
Sewer	120	CCF	\$416.81	\$0.00	\$416.81	3.4734	7.57%
Total Cost:			\$5,508.62	\$0.00	\$5,508.62		

For BOND
ELEMENTARY



Filters: Cost Center Name Not Equal To DoNotReport; Billing Period Equal To 201604All Meter CodesAll Group Names

elpaso

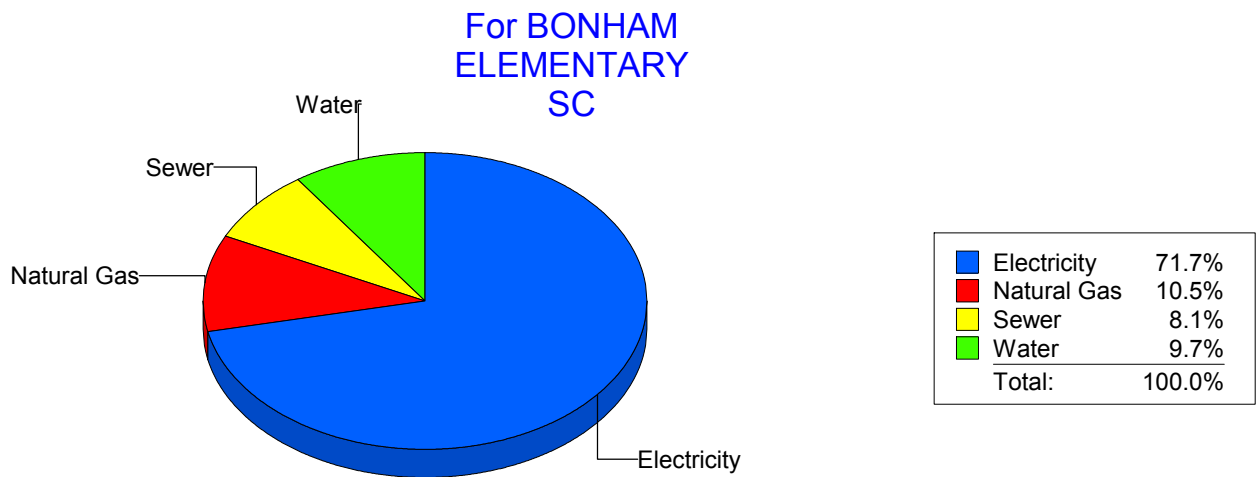
Energy CAP

Cost Avoidance Program

Cost Summary Graph

Grouped by Energy Type

Energy Type	Use	Units	Meter Cost	Special Charges	Total Cost	Avg Unit Cost	% of Total Cost
Site: BONHAM ELEMENTARY SC - BONHAM ELEMENTARY SC							
Electricity	25,949	KWH	\$3,324.27	\$0.00	\$3,324.27	0.1281	71.70%
Natural Gas	848	CCF	\$487.12	\$0.00	\$487.12	0.5744	10.51%
Water	166	CCF	\$451.04	\$0.00	\$451.04	2.7171	9.73%
Sewer	98	CCF	\$374.11	\$0.00	\$374.11	3.8174	8.07%
Total Cost:			\$4,636.54	\$0.00	\$4,636.54		



Filters: Cost Center Name Not Equal To DoNotReport; Billing Period Equal To 201604All Meter CodesAll Group Names

elpaso

Energy CAP

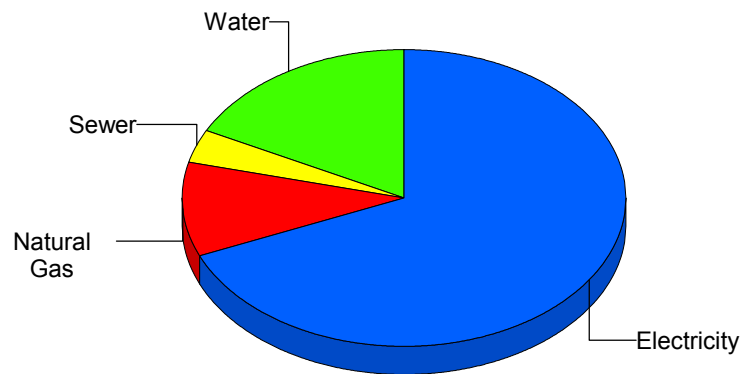
Cost Avoidance Program

Cost Summary Graph

Grouped by Energy Type

Energy Type	Use	Units	Meter Cost	Special Charges	Total Cost	Avg Unit Cost	% of Total Cost
Site: BOWIE HIGH SCHOOL - BOWIE HIGH SCHOOL							
Electricity	258,758	KWH	\$25,191.45	\$0.00	\$25,191.45	0.0974	68.67%
Natural Gas	8,309	CCF	\$3,798.32	\$0.00	\$3,798.32	0.4571	10.35%
Water	3,231	CCF	\$6,399.40	\$0.00	\$6,399.40	1.9806	17.44%
Sewer	441	CCF	\$1,297.88	\$0.00	\$1,297.88	2.9430	3.54%
Total Cost:			\$36,687.05	\$0.00	\$36,687.05		

For BOWIE
HIGH SCHOOL



Electricity	68.7%
Natural Gas	10.4%
Sewer	3.5%
Water	17.4%
Total:	100.0%

Filters: Cost Center Name Not Equal To DoNotReport; Billing Period Equal To 201604All Meter CodesAll Group Names

elpaso

Energy CAP

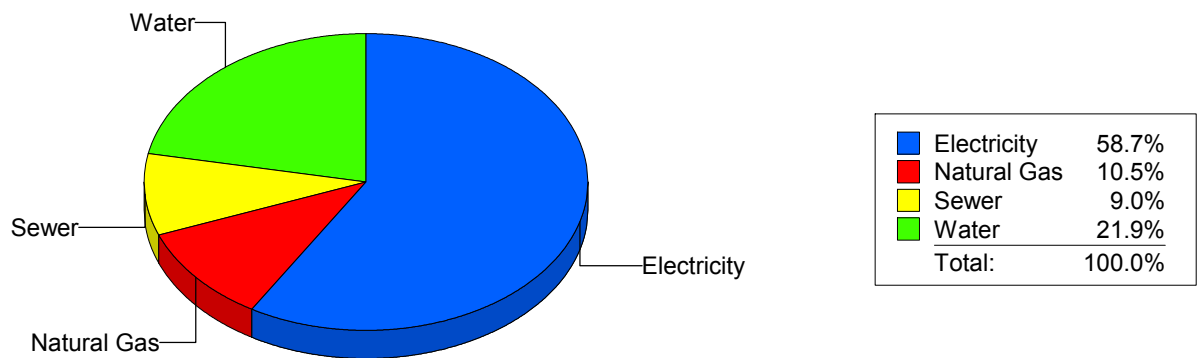
Cost Avoidance Program

Cost Summary Graph

Grouped by Energy Type

Energy Type	Use	Units	Meter Cost	Special Charges	Total Cost	Avg Unit Cost	% of Total Cost
Site: BRADLEY ELEMENTARY - BRADLEY ELEMENTARY							
Electricity	24,900	KWH	\$2,534.69	\$0.00	\$2,534.69	0.1018	58.69%
Natural Gas	770	CCF	\$453.09	\$0.00	\$453.09	0.5884	10.49%
Water	213	CCF	\$944.17	\$0.00	\$944.17	4.4327	21.86%
Sewer	105	CCF	\$387.00	\$0.00	\$387.00	3.6857	8.96%
Total Cost:			\$4,318.95	\$0.00	\$4,318.95		

For BRADLEY
ELEMENTARY



Filters: Cost Center Name Not Equal To DoNotReport; Billing Period Equal To 201604All Meter CodesAll Group Names

elpaso

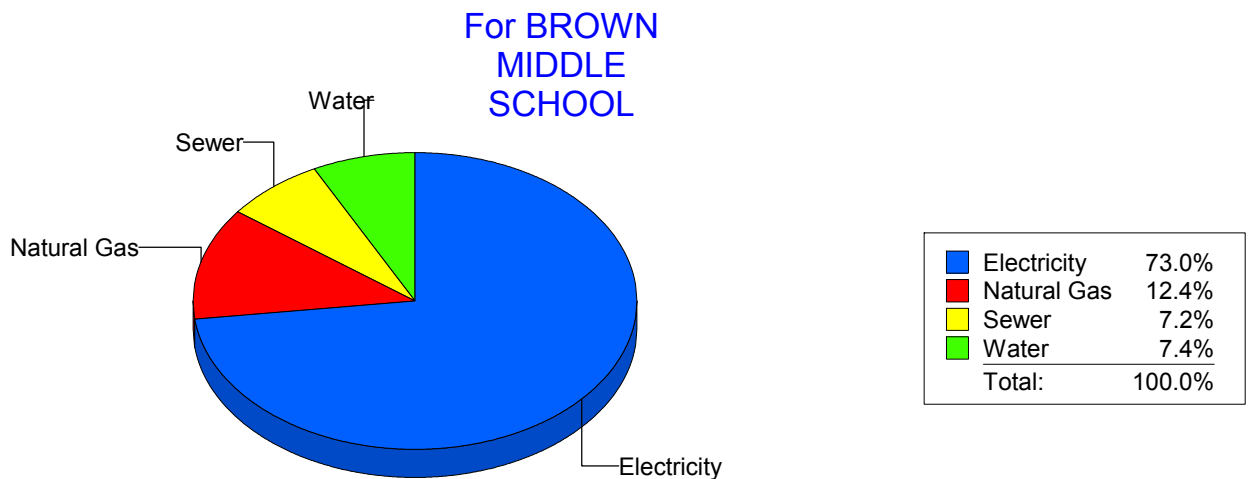
Energy CAP

Cost Avoidance Program

Cost Summary Graph

Grouped by Energy Type

Energy Type	Use	Units	Meter Cost	Special Charges	Total Cost	Avg Unit Cost	% of Total Cost
Site: BROWN MIDDLE SCHOOL - BROWN MIDDLE SCHOOL							
Electricity	99,600	KWH	\$9,556.41	\$0.00	\$9,556.41	0.0959	73.02%
Natural Gas	3,450	CCF	\$1,618.12	\$0.00	\$1,618.12	0.4690	12.36%
Water	360	CCF	\$967.59	\$0.00	\$967.59	2.6878	7.39%
Sewer	332	CCF	\$944.70	\$0.00	\$944.70	2.8455	7.22%
Total Cost:			\$13,086.82	\$0.00	\$13,086.82		



Filters: Cost Center Name Not Equal To DoNotReport; Billing Period Equal To 201604All Meter CodesAll Group Names

elpaso

Energy CAP

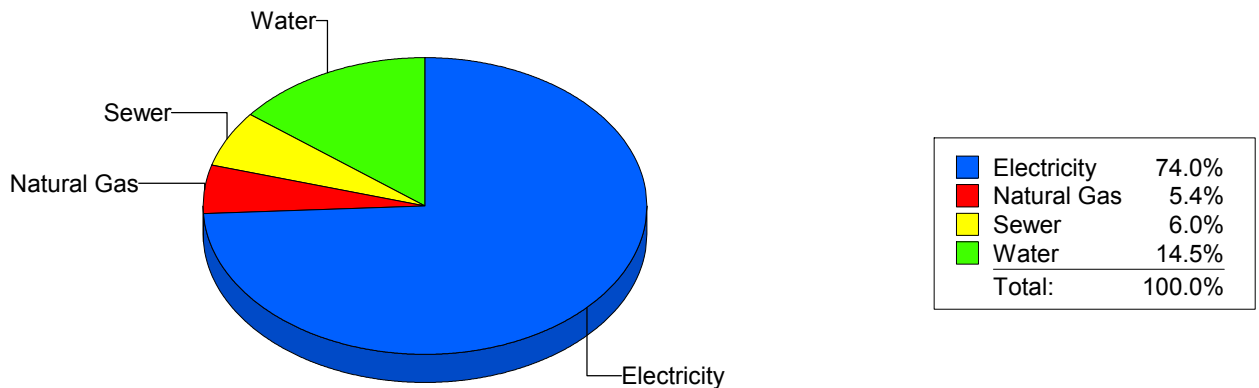
Cost Avoidance Program

Cost Summary Graph

Grouped by Energy Type

Energy Type	Use	Units	Meter Cost	Special Charges	Total Cost	Avg Unit Cost	% of Total Cost
Site: BURGESS HIGH SCHOOL - BURGESS HIGH SCHOOL							
Electricity	105,721	KWH	\$10,947.13	\$0.00	\$10,947.13	0.1035	74.04%
Natural Gas	1,047	CCF	\$800.76	\$0.00	\$800.76	0.7648	5.42%
Water	505	CCF	\$2,148.63	\$0.00	\$2,148.63	4.2547	14.53%
Sewer	287	CCF	\$888.82	\$0.00	\$888.82	3.0969	6.01%
Total Cost:			\$14,785.34	\$0.00	\$14,785.34		

For BURGESS
HIGH SCHOOL



Filters: Cost Center Name Not Equal To DoNotReport; Billing Period Equal To 201604All Meter CodesAll Group Names

elpaso

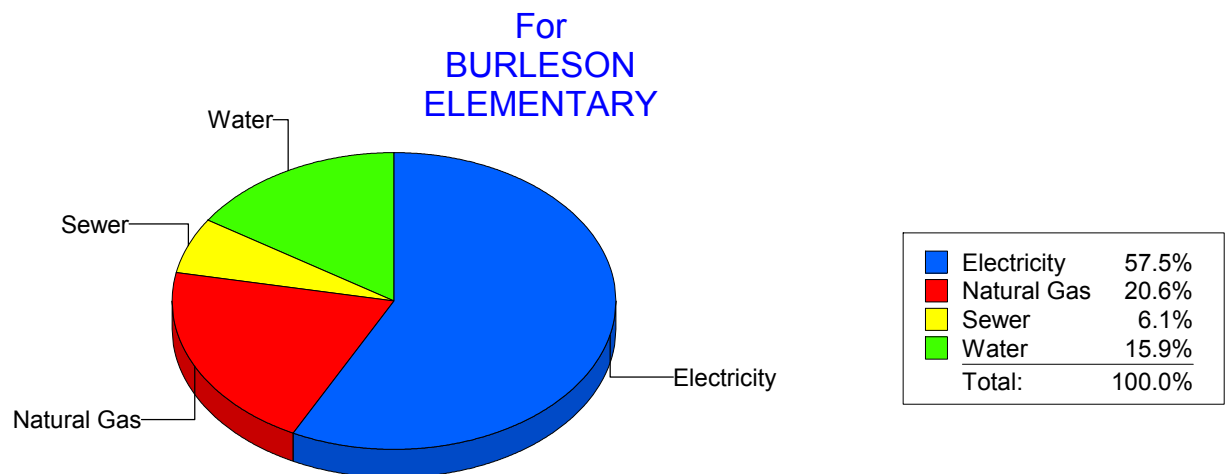
Energy CAP

Cost Avoidance Program

Cost Summary Graph

Grouped by Energy Type

Energy Type	Use	Units	Meter Cost	Special Charges	Total Cost	Avg Unit Cost	% of Total Cost
Site: BURLESON ELEMENTARY - BURLESON ELEMENTARY							
Electricity	24,912	KWH	\$2,483.96	\$0.00	\$2,483.96	0.0997	57.48%
Natural Gas	1,245	CCF	\$889.87	\$0.00	\$889.87	0.7148	20.59%
Water	222	CCF	\$685.88	\$0.00	\$685.88	3.0895	15.87%
Sewer	69	CCF	\$262.07	\$0.00	\$262.07	3.7981	6.06%
Total Cost:			\$4,321.78	\$0.00	\$4,321.78		



Filters: Cost Center Name Not Equal To DoNotReport; Billing Period Equal To 201604All Meter CodesAll Group Names

el Paso

Energy CAP

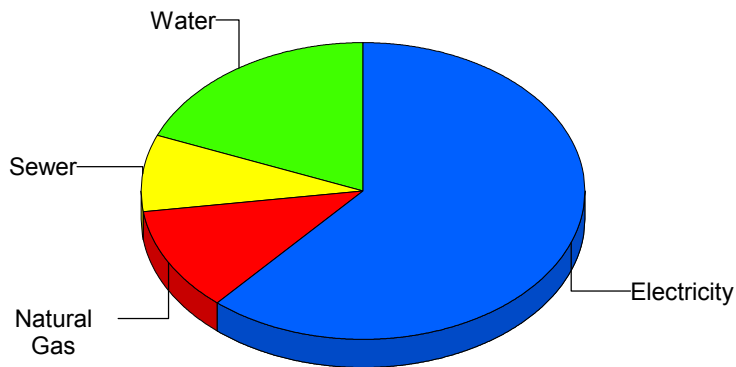
Cost Avoidance Program

Cost Summary Graph

Grouped by Energy Type

Energy Type	Use	Units	Meter Cost	Special Charges	Total Cost	Avg Unit Cost	% of Total Cost
Site: BURNET ELEMENTARY - BURNET ELEMENTARY							
Electricity	20,573	KWH	\$2,604.26	\$0.00	\$2,604.26	0.1266	61.32%
Natural Gas	25	CCF	\$482.27	\$0.00	\$482.27	19.2908	11.36%
Water	261	CCF	\$804.04	\$0.00	\$804.04	3.0806	18.93%
Sewer	47	CCF	\$356.12	\$0.00	\$356.12	7.5770	8.39%
Total Cost:			\$4,246.69	\$0.00	\$4,246.69		

For BURNET
ELEMENTARY



Filters: Cost Center Name Not Equal To DoNotReport; Billing Period Equal To 201604All Meter CodesAll Group Names

elpaso

Energy CAP

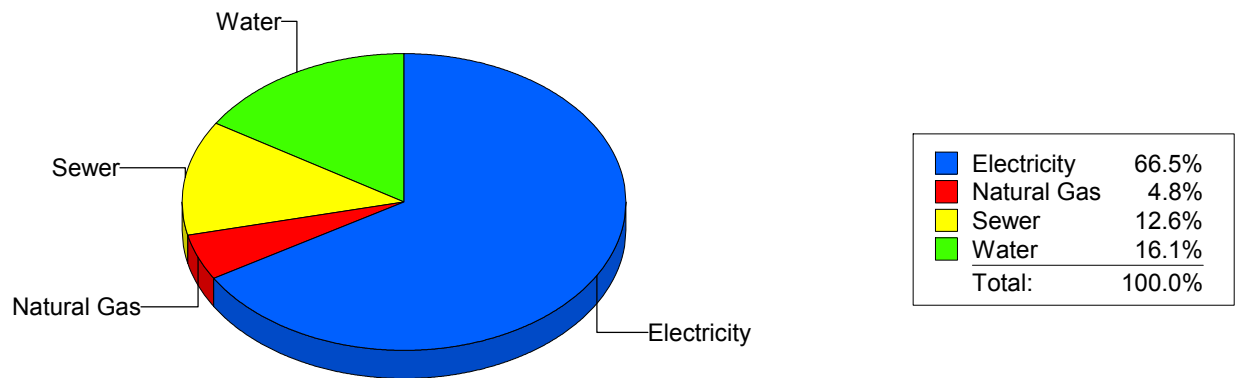
Cost Avoidance Program

Cost Summary Graph

Grouped by Energy Type

Energy Type	Use	Units	Meter Cost	Special Charges	Total Cost	Avg Unit Cost	% of Total Cost
Site: CANYON HILLS MIDDLE - CANYON HILLS MIDDLE							
Electricity	62,320	KWH	\$6,057.91	\$0.00	\$6,057.91	0.0972	66.52%
Natural Gas	472	CCF	\$440.85	\$0.00	\$440.85	0.9340	4.84%
Water	495	CCF	\$1,462.76	\$0.00	\$1,462.76	2.9551	16.06%
Sewer	190	CCF	\$1,145.25	\$0.00	\$1,145.25	6.0276	12.58%
Total Cost:			\$9,106.77	\$0.00	\$9,106.77		

For CANYON
HILLS MIDDLE



Filters: Cost Center Name Not Equal To DoNotReport; Billing Period Equal To 201604All Meter CodesAll Group Names

elpaso

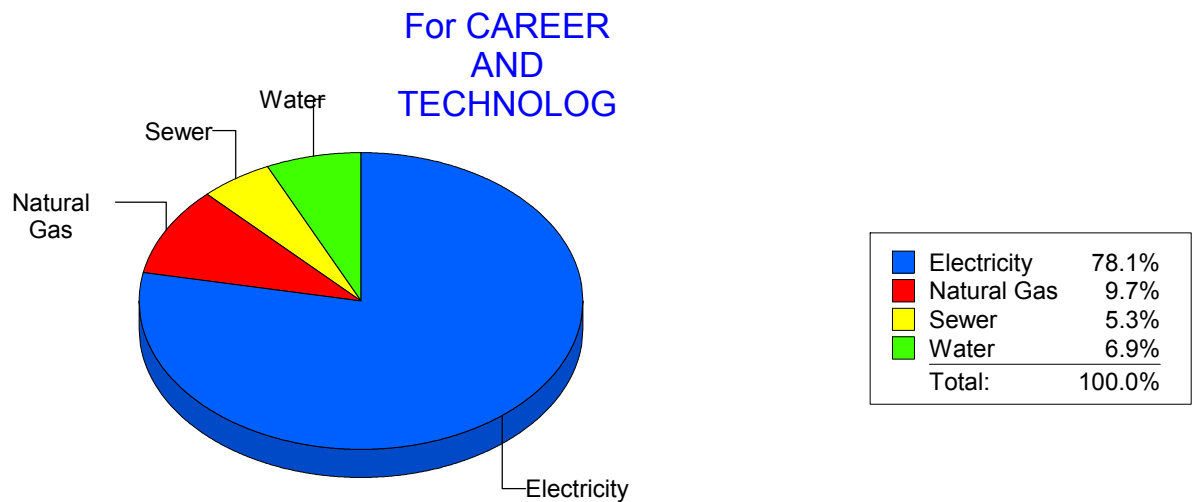
Energy CAP

Cost Avoidance Program

Cost Summary Graph

Grouped by Energy Type

Energy Type	Use	Units	Meter Cost	Special Charges	Total Cost	Avg Unit Cost	% of Total Cost
Site: CAREER AND TECHNOLOG - CAREER AND TECHNOLOG							
Electricity	86,476	KWH	\$8,961.92	\$0.00	\$8,961.92	0.1036	78.11%
Natural Gas	2,271	CCF	\$1,108.33	\$0.00	\$1,108.33	0.4880	9.66%
Water	292	CCF	\$791.15	\$0.00	\$791.15	2.7094	6.90%
Sewer	356	CCF	\$612.17	\$0.00	\$612.17	1.7196	5.34%
Total Cost:			\$11,473.57	\$0.00	\$11,473.57		



Filters: Cost Center Name Not Equal To DoNotReport; Billing Period Equal To 201604All Meter CodesAll Group Names

elpaso

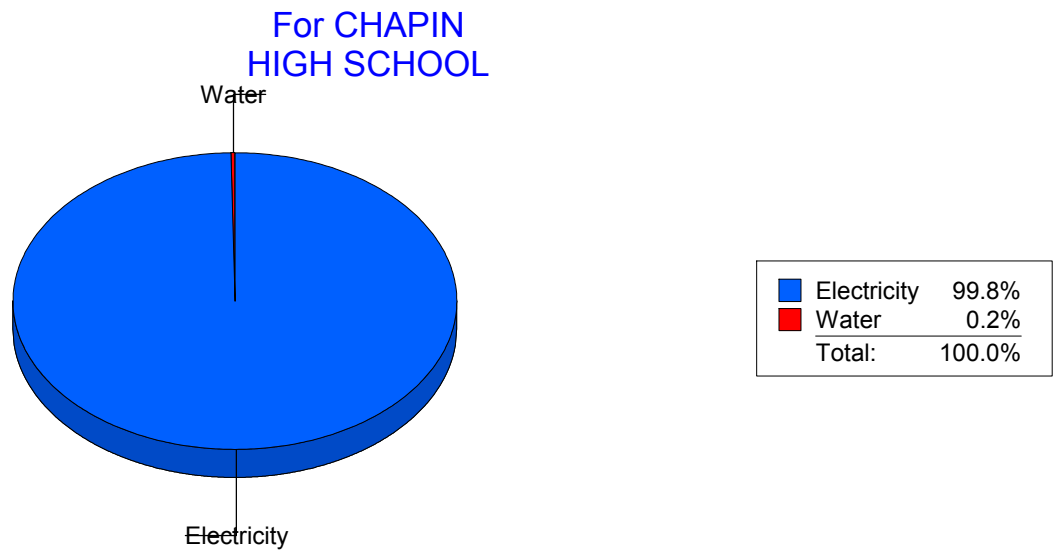
Energy CAP

Cost Avoidance Program

Cost Summary Graph

Grouped by Energy Type

Energy Type	Use	Units	Meter Cost	Special Charges	Total Cost	Avg Unit Cost	% of Total Cost
Site: CHAPIN HIGH SCHOOL - CHAPIN HIGH SCHOOL							
Electricity	326,550	KWH	\$29,566.57	\$0.00	\$29,566.57	0.0905	99.81%
Water	0	CCF	\$56.58	\$0.00	\$56.58	0.0000	0.19%
Total Cost:			\$29,623.15	\$0.00	\$29,623.15		



Filters: Cost Center Name Not Equal To DoNotReport; Billing Period Equal To 201604All Meter CodesAll Group Names

elpaso

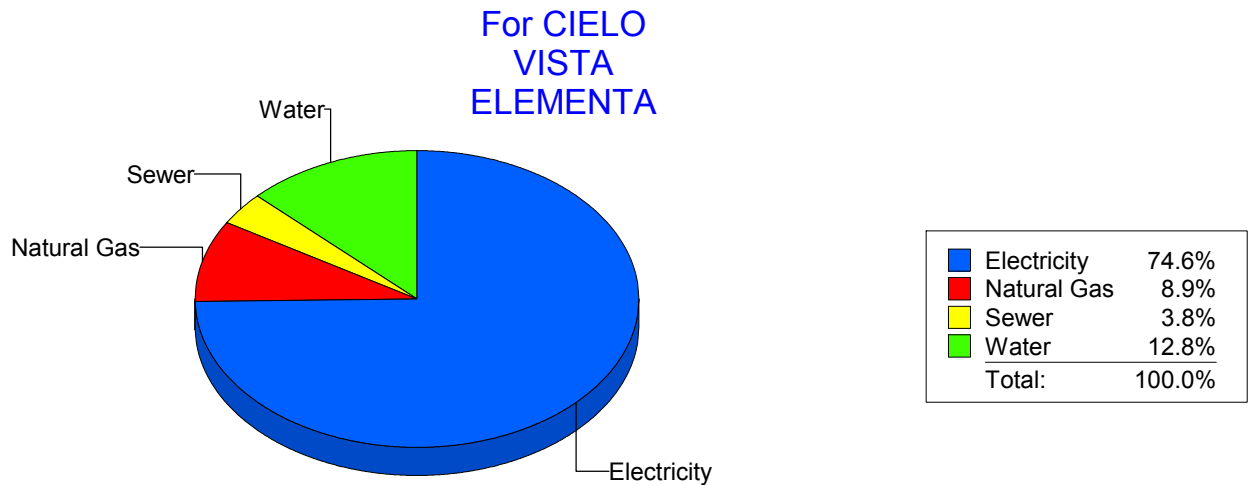
Energy CAP

Cost Avoidance Program

Cost Summary Graph

Grouped by Energy Type

Energy Type	Use	Units	Meter Cost	Special Charges	Total Cost	Avg Unit Cost	% of Total Cost
Site: CIELO VISTA ELEMENTA - CIELO VISTA ELEMENTA							
Electricity	56,580	KWH	\$5,905.92	\$0.00	\$5,905.92	0.1044	74.61%
Natural Gas	1,088	CCF	\$702.38	\$0.00	\$702.38	0.6456	8.87%
Water	345	CCF	\$1,010.24	\$0.00	\$1,010.24	2.9282	12.76%
Sewer	44	CCF	\$297.22	\$0.00	\$297.22	6.7550	3.75%
Total Cost:			\$7,915.76	\$0.00	\$7,915.76		



Filters: Cost Center Name Not Equal To DoNotReport; Billing Period Equal To 201604All Meter CodesAll Group Names

elpaso

Energy CAP

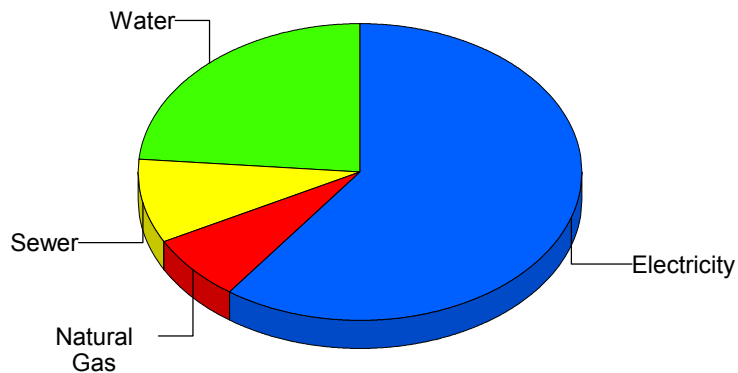
Cost Avoidance Program

Cost Summary Graph

Grouped by Energy Type

Energy Type	Use	Units	Meter Cost	Special Charges	Total Cost	Avg Unit Cost	% of Total Cost
Site: CLARDY ELEMENTARY SC - CLARDY ELEMENTARY SC							
Electricity	27,140	KWH	\$3,374.55	\$0.00	\$3,374.55	0.1243	60.05%
Natural Gas	379	CCF	\$397.05	\$0.00	\$397.05	1.0476	7.07%
Water	396	CCF	\$1,333.36	\$0.00	\$1,333.36	3.3671	23.73%
Sewer	149	CCF	\$514.88	\$0.00	\$514.88	3.4556	9.16%
Total Cost:			\$5,619.84	\$0.00	\$5,619.84		

For CLARDY
ELEMENTARY
SC



Electricity	60.0%
Natural Gas	7.1%
Sewer	9.2%
Water	23.7%
Total:	100.0%

Filters: Cost Center Name Not Equal To DoNotReport; Billing Period Equal To 201604All Meter CodesAll Group Names

elpaso

Energy CAP

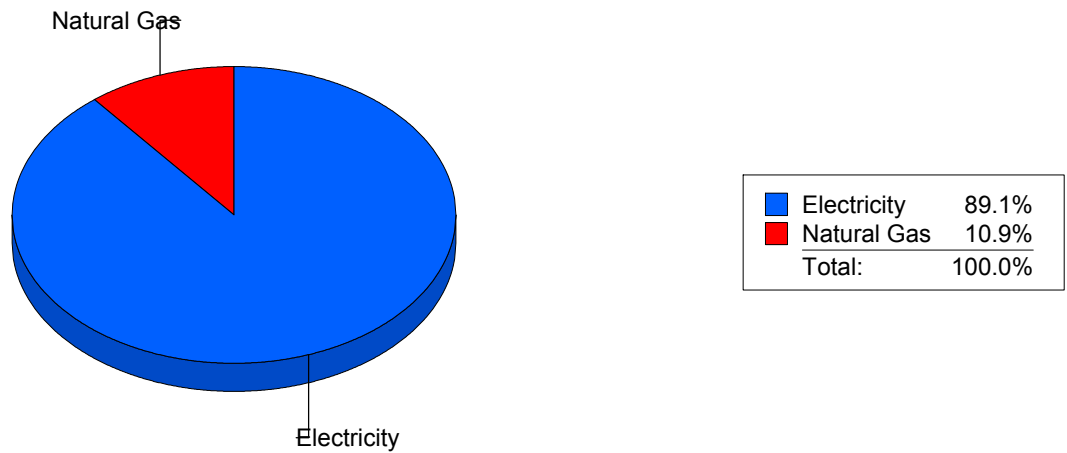
Cost Avoidance Program

Cost Summary Graph

Grouped by Energy Type

Energy Type	Use	Units	Meter Cost	Special Charges	Total Cost	Avg Unit Cost	% of Total Cost
Site: CLENDININ - CLENDININ							
Electricity	41,417	KWH	\$4,369.94	\$0.00	\$4,369.94	0.1055	89.15%
Natural Gas	951	CCF	\$532.09	\$0.00	\$532.09	0.5595	10.85%
Total Cost:			\$4,902.03	\$0.00	\$4,902.03		

For CLENDININ



Filters: Cost Center Name Not Equal To DoNotReport; Billing Period Equal To 201604All Meter CodesAll Group Names

elpaso

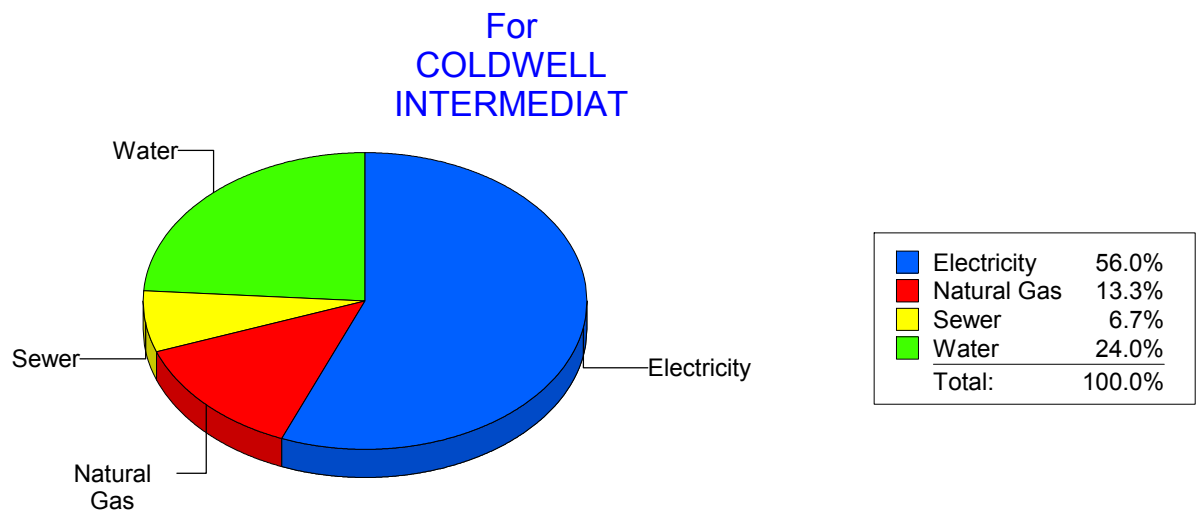
Energy CAP

Cost Avoidance Program

Cost Summary Graph

Grouped by Energy Type

Energy Type	Use	Units	Meter Cost	Special Charges	Total Cost	Avg Unit Cost	% of Total Cost
Site: COLDWELL INTERMEDIAT - COLDWELL INTERMEDIAT							
Electricity	28,534	KWH	\$3,086.39	\$0.00	\$3,086.39	0.1082	56.02%
Natural Gas	879	CCF	\$735.47	\$0.00	\$735.47	0.8367	13.35%
Water	264	CCF	\$1,320.44	\$0.00	\$1,320.44	5.0017	23.97%
Sewer	182	CCF	\$367.47	\$0.00	\$367.47	2.0191	6.67%
Total Cost:			\$5,509.77	\$0.00	\$5,509.77		



Filters: Cost Center Name Not Equal To DoNotReport; Billing Period Equal To 201604All Meter CodesAll Group Names

elpaso

Energy CAP

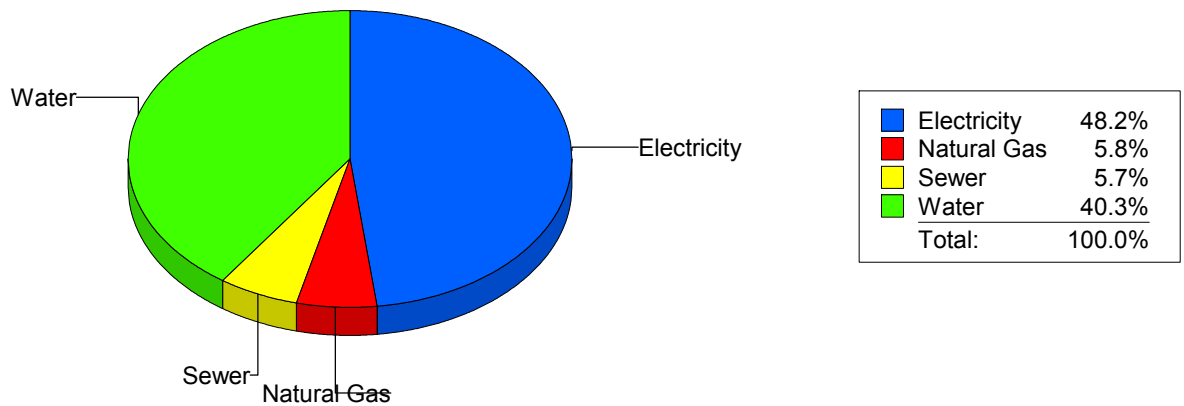
Cost Avoidance Program

Cost Summary Graph

Grouped by Energy Type

Energy Type	Use	Units	Meter Cost	Special Charges	Total Cost	Avg Unit Cost	% of Total Cost
Site: COLLINS ELEMENTARY - COLLINS ELEMENTARY							
Electricity	45,975	KWH	\$4,585.51	\$0.00	\$4,585.51	0.0997	48.18%
Natural Gas	722	CCF	\$550.61	\$0.00	\$550.61	0.7626	5.79%
Water	896	CCF	\$3,838.30	\$0.00	\$3,838.30	4.2838	40.33%
Sewer	184	CCF	\$543.07	\$0.00	\$543.07	2.9515	5.71%
Total Cost:			\$9,517.49	\$0.00	\$9,517.49		

For COLLINS
ELEMENTARY



Filters: Cost Center Name Not Equal To DoNotReport; Billing Period Equal To 201604All Meter CodesAll Group Names

elpaso

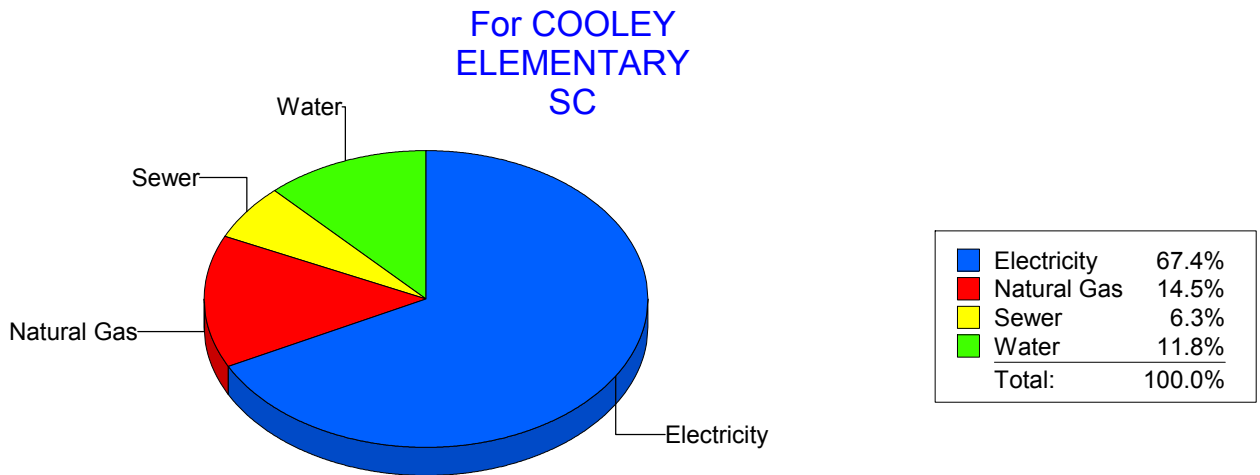
Energy CAP

Cost Avoidance Program

Cost Summary Graph

Grouped by Energy Type

Energy Type	Use	Units	Meter Cost	Special Charges	Total Cost	Avg Unit Cost	% of Total Cost
Site: COOLEY ELEMENTARY SC - COOLEY ELEMENTARY SC							
Electricity	89,600	KWH	\$8,156.18	\$0.00	\$8,156.18	0.0910	67.43%
Natural Gas	3,481	CCF	\$1,749.80	\$0.00	\$1,749.80	0.5027	14.47%
Water	322	CCF	\$1,433.11	\$0.00	\$1,433.11	4.4507	11.85%
Sewer	157	CCF	\$756.95	\$0.00	\$756.95	4.8213	6.26%
Total Cost:			\$12,096.04	\$0.00	\$12,096.04		



Filters: Cost Center Name Not Equal To DoNotReport; Billing Period Equal To 201604All Meter CodesAll Group Names

elpaso

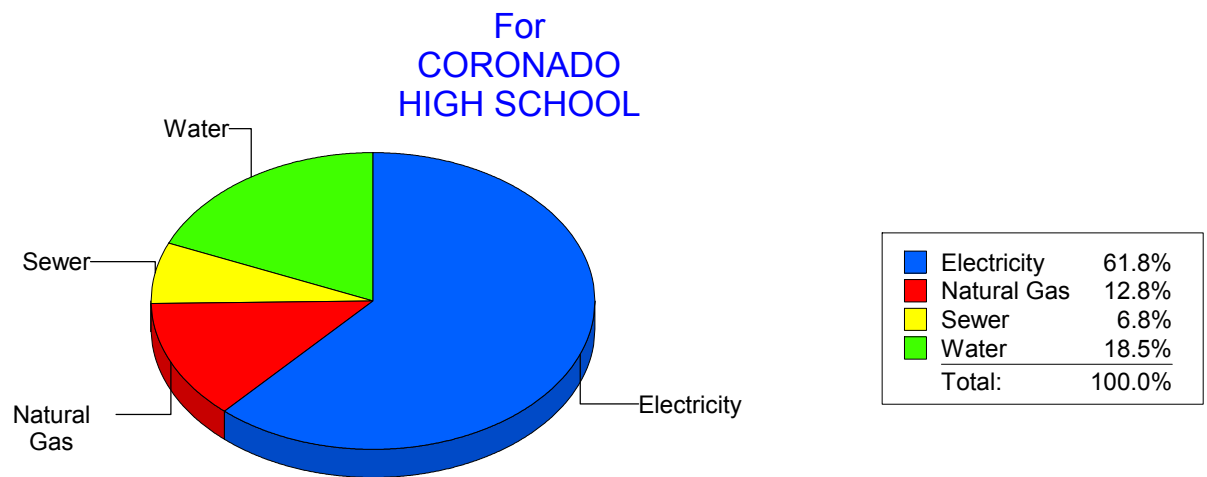
Energy CAP

Cost Avoidance Program

Cost Summary Graph

Grouped by Energy Type

Energy Type	Use	Units	Meter Cost	Special Charges	Total Cost	Avg Unit Cost	% of Total Cost
Site: CORONADO HIGH SCHOOL - CORONADO HIGH SCHOOL							
Electricity	193,938	KWH	\$19,530.84	\$0.00	\$19,530.84	0.1007	61.80%
Natural Gas	8,907	CCF	\$4,058.39	\$0.00	\$4,058.39	0.4556	12.84%
Water	3,237	CCF	\$5,858.05	\$0.00	\$5,858.05	1.8097	18.54%
Sewer	1,352	CCF	\$2,153.71	\$0.00	\$2,153.71	1.5930	6.82%
Total Cost:			\$31,600.99	\$0.00	\$31,600.99		



Filters: Cost Center Name Not Equal To DoNotReport; Billing Period Equal To 201604All Meter CodesAll Group Names

elpaso

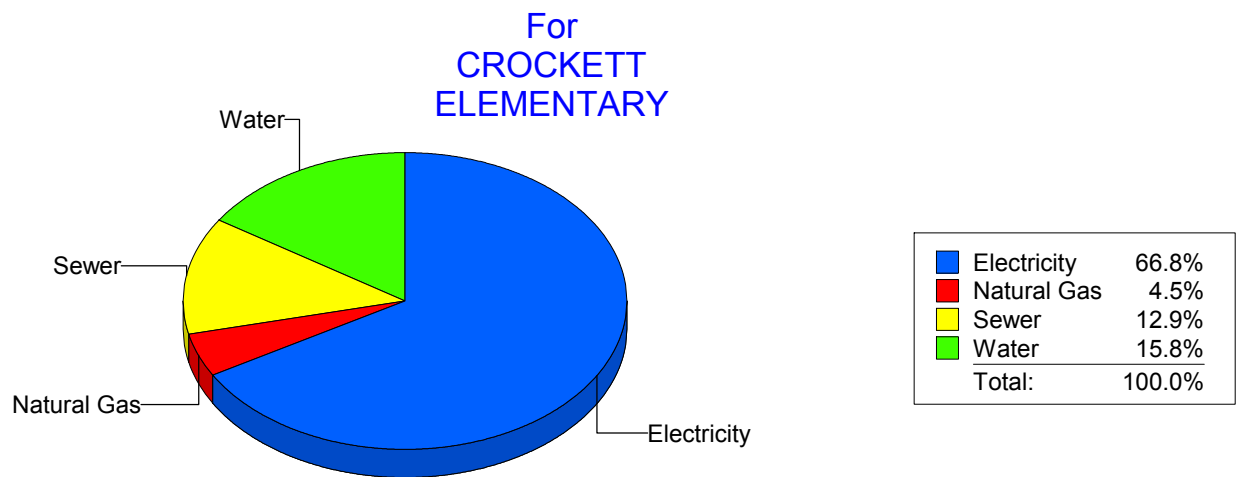
Energy CAP

Cost Avoidance Program

Cost Summary Graph

Grouped by Energy Type

Energy Type	Use	Units	Meter Cost	Special Charges	Total Cost	Avg Unit Cost	% of Total Cost
Site: CROCKETT - CROCKETT ELEMENTARY							
Electricity	25,652	KWH	\$2,886.03	\$0.00	\$2,886.03	0.1125	66.79%
Natural Gas	193	CCF	\$194.60	\$0.00	\$194.60	1.0083	4.50%
Water	160	CCF	\$683.27	\$0.00	\$683.27	4.2704	15.81%
Sewer	85	CCF	\$557.28	\$0.00	\$557.28	6.5562	12.90%
Total Cost:			\$4,321.18	\$0.00	\$4,321.18		



Filters: Cost Center Name Not Equal To DoNotReport; Billing Period Equal To 201604All Meter CodesAll Group Names

elpaso

Energy CAP

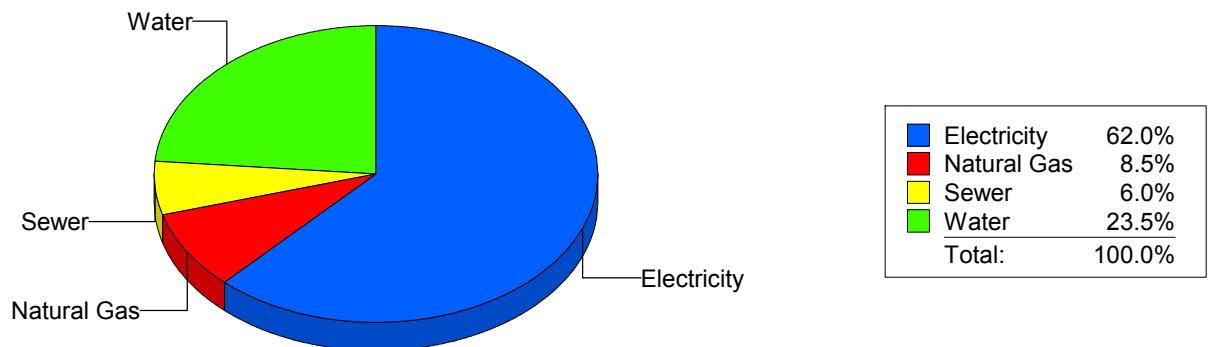
Cost Avoidance Program

Cost Summary Graph

Grouped by Energy Type

Energy Type	Use	Units	Meter Cost	Special Charges	Total Cost	Avg Unit Cost	% of Total Cost
Site: CROSBY ELEMENTARY - CROSBY ELEMENTARY							
Electricity	32,372	KWH	\$3,125.70	\$0.00	\$3,125.70	0.0966	61.95%
Natural Gas	448	CCF	\$429.51	\$0.00	\$429.51	0.9587	8.51%
Water	294	CCF	\$1,185.04	\$0.00	\$1,185.04	4.0307	23.49%
Sewer	81	CCF	\$304.97	\$0.00	\$304.97	3.7651	6.04%
Total Cost:			\$5,045.22	\$0.00	\$5,045.22		

For CROSBY
ELEMENTARY



Filters: Cost Center Name Not Equal To DoNotReport; Billing Period Equal To 201604All Meter CodesAll Group Names

elpaso

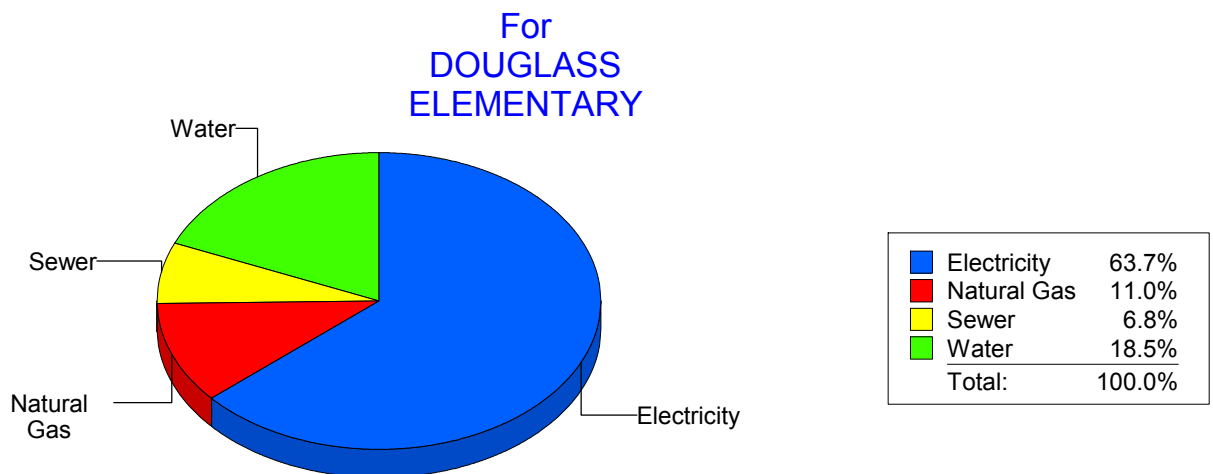
Energy CAP

Cost Avoidance Program

Cost Summary Graph

Grouped by Energy Type

Energy Type	Use	Units	Meter Cost	Special Charges	Total Cost	Avg Unit Cost	% of Total Cost
Site: DOUGLASS ELEMENTARY - DOUGLASS ELEMENTARY							
Electricity	34,222	KWH	\$3,516.24	\$0.00	\$3,516.24	0.1027	63.68%
Natural Gas	856	CCF	\$609.09	\$0.00	\$609.09	0.7116	11.03%
Water	262	CCF	\$1,020.54	\$0.00	\$1,020.54	3.8952	18.48%
Sewer	83	CCF	\$376.04	\$0.00	\$376.04	4.5306	6.81%
Total Cost:			\$5,521.91	\$0.00	\$5,521.91		



Filters: Cost Center Name Not Equal To DoNotReport; Billing Period Equal To 201604All Meter CodesAll Group Names

elpaso

Energy CAP

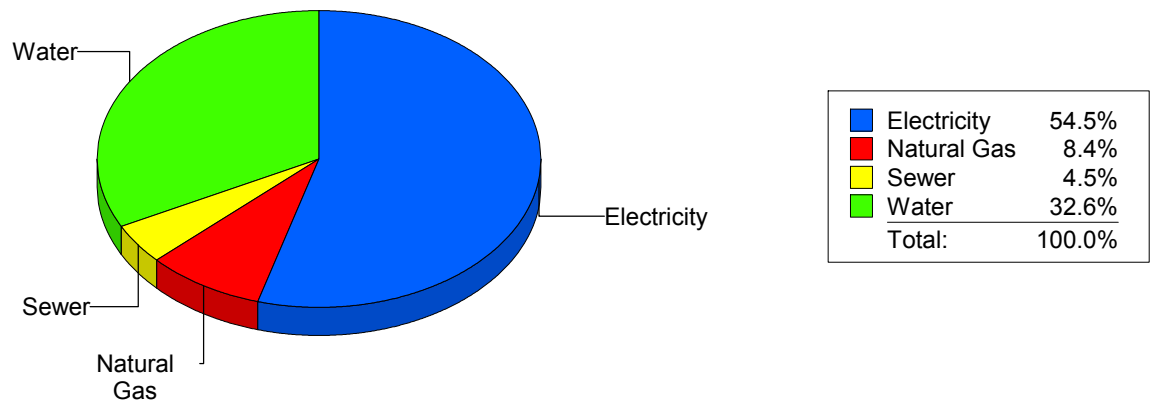
Cost Avoidance Program

Cost Summary Graph

Grouped by Energy Type

Energy Type	Use	Units	Meter Cost	Special Charges	Total Cost	Avg Unit Cost	% of Total Cost
Site: DOWELL ELEMENTARY - DOWELL ELEMENTARY							
Electricity	20,243	KWH	\$1,926.50	\$0.00	\$1,926.50	0.0952	54.51%
Natural Gas	417	CCF	\$297.39	\$0.00	\$297.39	0.7132	8.41%
Water	358	CCF	\$1,150.63	\$0.00	\$1,150.63	3.2141	32.56%
Sewer	91	CCF	\$159.85	\$0.00	\$159.85	1.7566	4.52%
Total Cost:			\$3,534.37	\$0.00	\$3,534.37		

For DOWELL
ELEMENTARY



Filters: Cost Center Name Not Equal To DoNotReport; Billing Period Equal To 201604All Meter CodesAll Group Names

elpaso

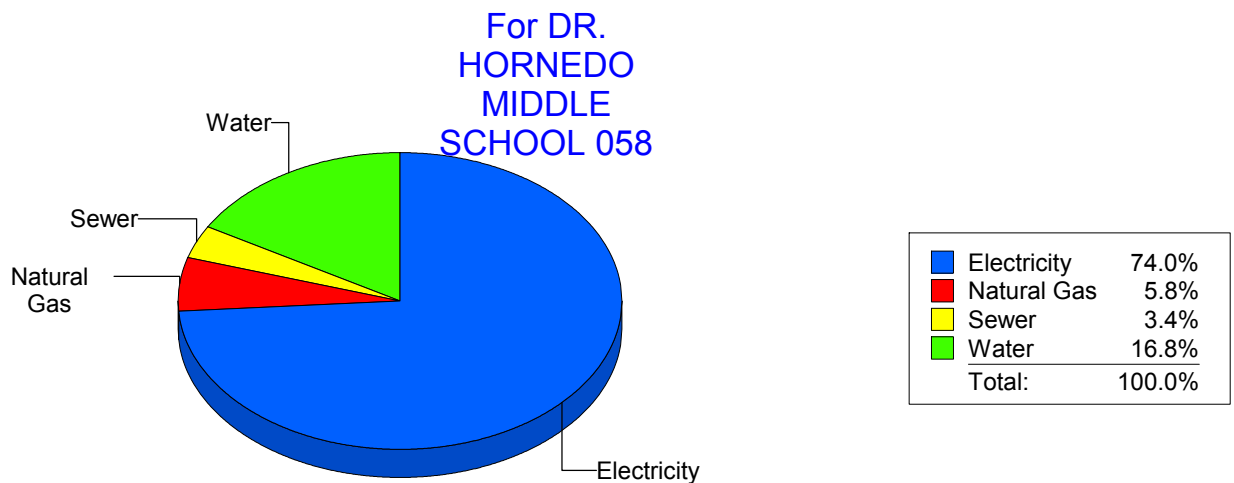
Energy CAP

Cost Avoidance Program

Cost Summary Graph

Grouped by Energy Type

Energy Type	Use	Units	Meter Cost	Special Charges	Total Cost	Avg Unit Cost	% of Total Cost
Site: DRHORNEDOMIDDLESCHOOL - DR. HORNEDO MIDDLE SCHOOL 058							
Electricity	95,917	KWH	\$13,727.47	\$0.00	\$13,727.47	0.1431	74.02%
Natural Gas	2,190	CCF	\$1,072.94	\$0.00	\$1,072.94	0.4899	5.79%
Water	685	CCF	\$3,107.38	\$0.00	\$3,107.38	4.5363	16.76%
Sewer	119	CCF	\$637.80	\$0.00	\$637.80	5.3597	3.44%
Total Cost:			\$18,545.59	\$0.00	\$18,545.59		



Filters: Cost Center Name Not Equal To DoNotReport; Billing Period Equal To 201604All Meter CodesAll Group Names

elpaso

Energy CAP

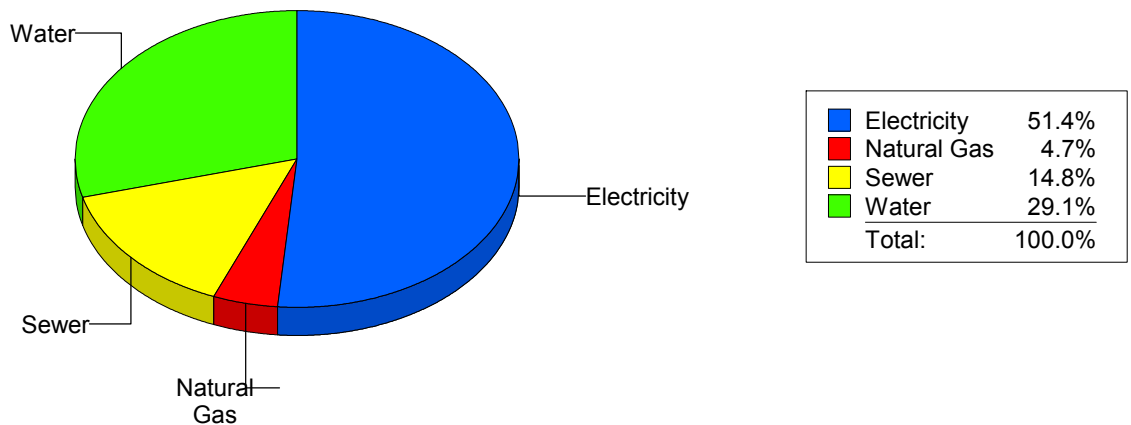
Cost Avoidance Program

Cost Summary Graph

Grouped by Energy Type

Energy Type	Use	Units	Meter Cost	Special Charges	Total Cost	Avg Unit Cost	% of Total Cost
Site: DR. L.A. NIXON ELEME - DR. L.A. NIXON ELEME							
Electricity	33,840	KWH	\$3,566.33	\$0.00	\$3,566.33	0.1054	51.40%
Natural Gas	218	CCF	\$323.54	\$0.00	\$323.54	1.4841	4.66%
Water	804	CCF	\$2,019.11	\$0.00	\$2,019.11	2.5113	29.10%
Sewer	137	CCF	\$1,029.48	\$0.00	\$1,029.48	7.5145	14.84%
Total Cost:			\$6,938.46	\$0.00	\$6,938.46		

For DR. L.A.
NIXON ELEME



Filters: Cost Center Name Not Equal To DoNotReport; Billing Period Equal To 201604All Meter CodesAll Group Names

elpaso

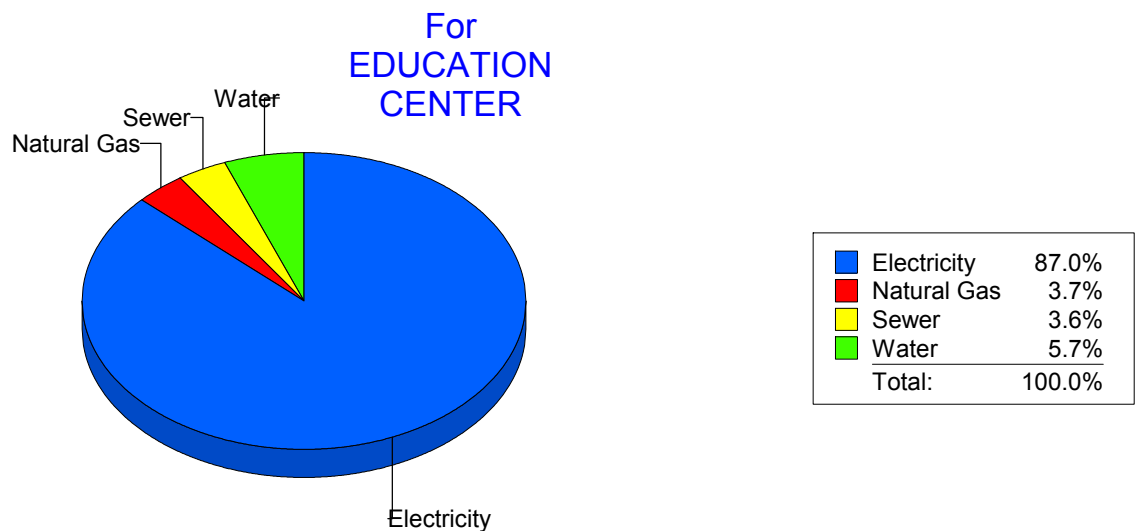
Energy CAP

Cost Avoidance Program

Cost Summary Graph

Grouped by Energy Type

Energy Type	Use	Units	Meter Cost	Special Charges	Total Cost	Avg Unit Cost	% of Total Cost
Site: EDUCATION CENTER - EDUCATION CENTER							
Electricity	265,588	KWH	\$22,661.71	\$0.00	\$22,661.71	0.0853	86.98%
Natural Gas	1,912	CCF	\$951.59	\$0.00	\$951.59	0.4977	3.65%
Water	477	CCF	\$1,494.13	\$0.00	\$1,494.13	3.1323	5.74%
Sewer	373	CCF	\$945.19	\$0.00	\$945.19	2.5340	3.63%
Total Cost:			\$26,052.62	\$0.00	\$26,052.62		



Filters: Cost Center Name Not Equal To DoNotReport; Billing Period Equal To 201604All Meter CodesAll Group Names

elpaso

Energy CAP

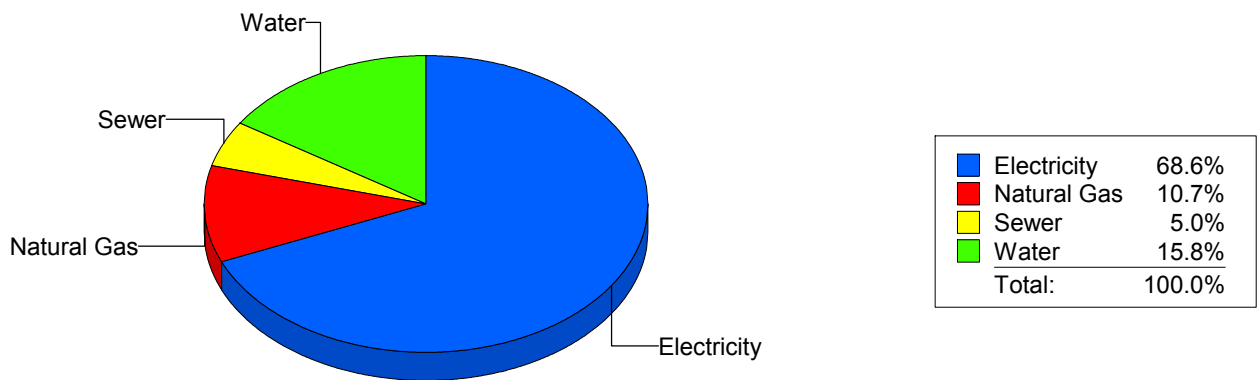
Cost Avoidance Program

Cost Summary Graph

Grouped by Energy Type

Energy Type	Use	Units	Meter Cost	Special Charges	Total Cost	Avg Unit Cost	% of Total Cost
Site: EL PASO HIGH SCHOOL - EL PASO HIGH SCHOOL							
Electricity	153,397	KWH	\$16,169.83	\$0.00	\$16,169.83	0.1054	68.59%
Natural Gas	4,176	CCF	\$2,511.82	\$0.00	\$2,511.82	0.6015	10.65%
Water	1,029	CCF	\$3,723.32	\$0.00	\$3,723.32	3.6184	15.79%
Sewer	355	CCF	\$1,169.18	\$0.00	\$1,169.18	3.2935	4.96%
Total Cost:			\$23,574.15	\$0.00	\$23,574.15		

For EL PASO
HIGH SCHOOL



Filters: Cost Center Name Not Equal To DoNotReport; Billing Period Equal To 201604All Meter CodesAll Group Names

elpaso

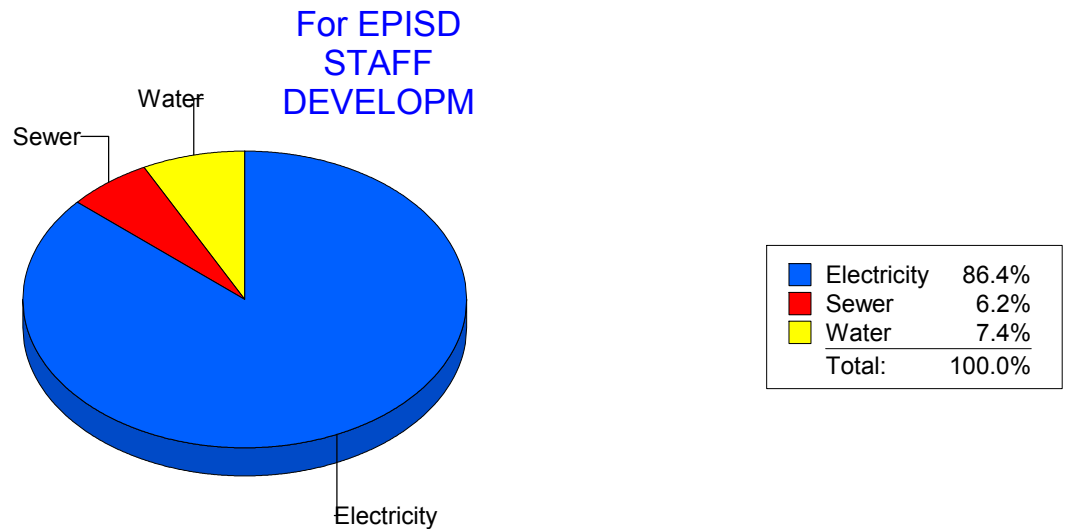
Energy CAP

Cost Avoidance Program

Cost Summary Graph

Grouped by Energy Type

Energy Type	Use	Units	Meter Cost	Special Charges	Total Cost	Avg Unit Cost	% of Total Cost
Site: EPISD STAFF DEVELOPM - EPISD STAFF DEVELOPM							
Electricity	12,120 KWH		\$1,291.52	\$0.00	\$1,291.52	0.1066	86.40%
Water	15 CCF		\$111.06	\$0.00	\$111.06	7.4040	7.43%
Sewer	15 CCF		\$92.20	\$0.00	\$92.20	6.1467	6.17%
Total Cost:			\$1,494.78	\$0.00	\$1,494.78		



Filters: Cost Center Name Not Equal To DoNotReport; Billing Period Equal To 201604All Meter CodesAll Group Names

elpaso

Energy CAP

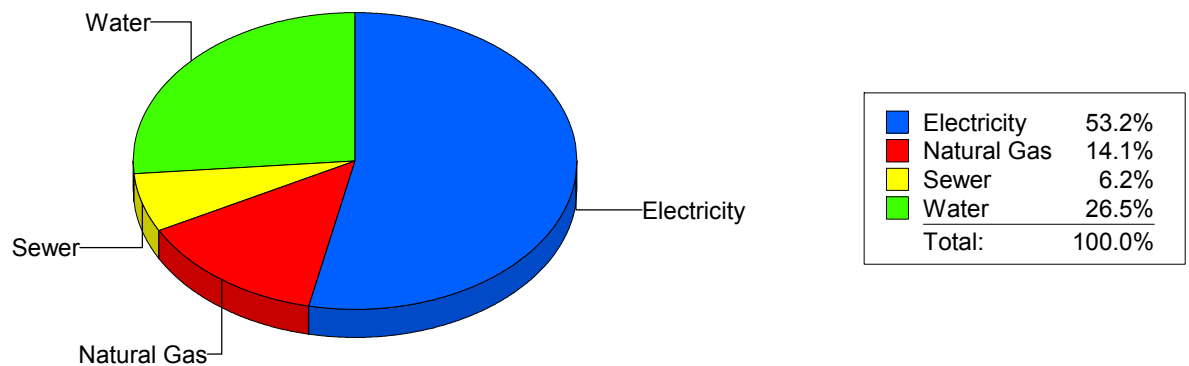
Cost Avoidance Program

Cost Summary Graph

Grouped by Energy Type

Energy Type	Use	Units	Meter Cost	Special Charges	Total Cost	Avg Unit Cost	% of Total Cost
Site: FANNIN ELEMENTARY - FANNIN ELEMENTARY							
Electricity	31,898	KWH	\$3,620.12	\$0.00	\$3,620.12	0.1135	53.23%
Natural Gas	1,382	CCF	\$957.56	\$0.00	\$957.56	0.6929	14.08%
Water	508	CCF	\$1,798.83	\$0.00	\$1,798.83	3.5410	26.45%
Sewer	108	CCF	\$424.13	\$0.00	\$424.13	3.9271	6.24%
Total Cost:			\$6,800.64	\$0.00	\$6,800.64		

For FANNIN
ELEMENTARY



Filters: Cost Center Name Not Equal To DoNotReport; Billing Period Equal To 201604All Meter CodesAll Group Names

elpaso

Energy CAP

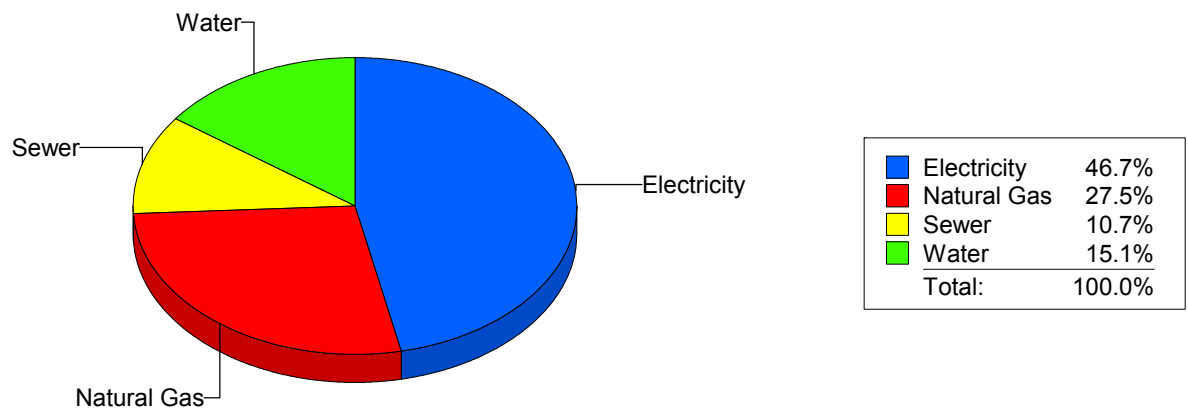
Cost Avoidance Program

Cost Summary Graph

Grouped by Energy Type

Energy Type	Use	Units	Meter Cost	Special Charges	Total Cost	Avg Unit Cost	% of Total Cost
Site: FINE ARTS/MULTIMEDIA - FINE ARTS/MULTIMEDIA							
Electricity	9,773	KWH	\$1,040.77	\$0.00	\$1,040.77	0.1065	46.68%
Natural Gas	1,138	CCF	\$613.72	\$0.00	\$613.72	0.5393	27.53%
Water	137	CCF	\$336.03	\$0.00	\$336.03	2.4528	15.07%
Sewer	67	CCF	\$239.11	\$0.00	\$239.11	3.5688	10.72%
Total Cost:			\$2,229.63	\$0.00	\$2,229.63		

For FINE
ARTS/MULTIMEDIA



Filters: Cost Center Name Not Equal To DoNotReport; Billing Period Equal To 201604All Meter CodesAll Group Names

elpaso

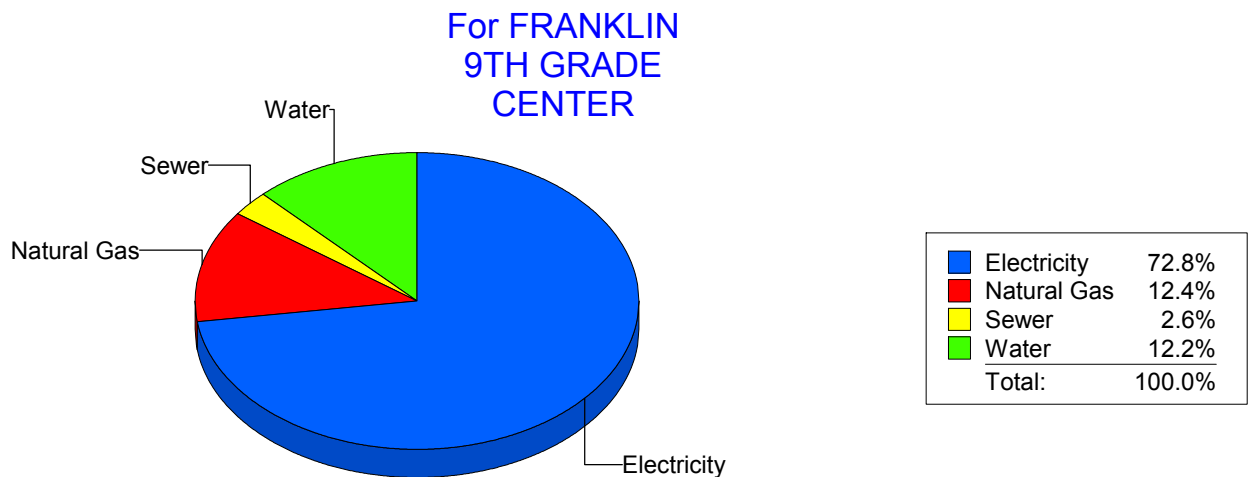
Energy CAP

Cost Avoidance Program

Cost Summary Graph

Grouped by Energy Type

Energy Type	Use	Units	Meter Cost	Special Charges	Total Cost	Avg Unit Cost	% of Total Cost
Site: FRANKLIN9THGRADECENTER - FRANKLIN 9TH GRADE CENTER							
Electricity	182,000	KWH	\$14,051.94	\$0.00	\$14,051.94	0.0772	72.78%
Natural Gas	5,250	CCF	\$2,384.51	\$0.00	\$2,384.51	0.4542	12.35%
Water	1,394	CCF	\$2,361.29	\$0.00	\$2,361.29	1.6939	12.23%
Sewer	89	CCF	\$509.10	\$0.00	\$509.10	5.7202	2.64%
Total Cost:			\$19,306.84	\$0.00	\$19,306.84		



Filters: Cost Center Name Not Equal To DoNotReport; Billing Period Equal To 201604All Meter CodesAll Group Names

elpaso

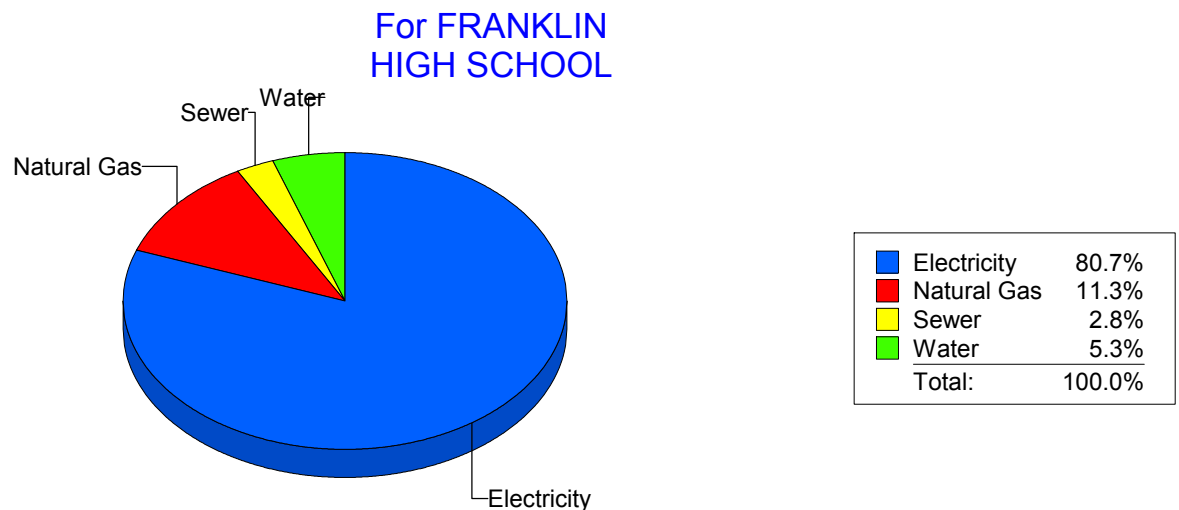
Energy CAP

Cost Avoidance Program

Cost Summary Graph

Grouped by Energy Type

Energy Type	Use	Units	Meter Cost	Special Charges	Total Cost	Avg Unit Cost	% of Total Cost
Site: FRANKLIN HIGH SCHOOL - FRANKLIN HIGH SCHOOL							
Electricity	301,924	KWH	\$27,182.71	\$0.00	\$27,182.71	0.0900	80.66%
Natural Gas	8,335	CCF	\$3,809.04	\$0.00	\$3,809.04	0.4570	11.30%
Water	719	CCF	\$1,773.57	\$0.00	\$1,773.57	2.4667	5.26%
Sewer	372	CCF	\$933.15	\$0.00	\$933.15	2.5085	2.77%
Total Cost:			\$33,698.47	\$0.00	\$33,698.47		



Filters: Cost Center Name Not Equal To DoNotReport; Billing Period Equal To 201604All Meter CodesAll Group Names

elpaso

Energy CAP

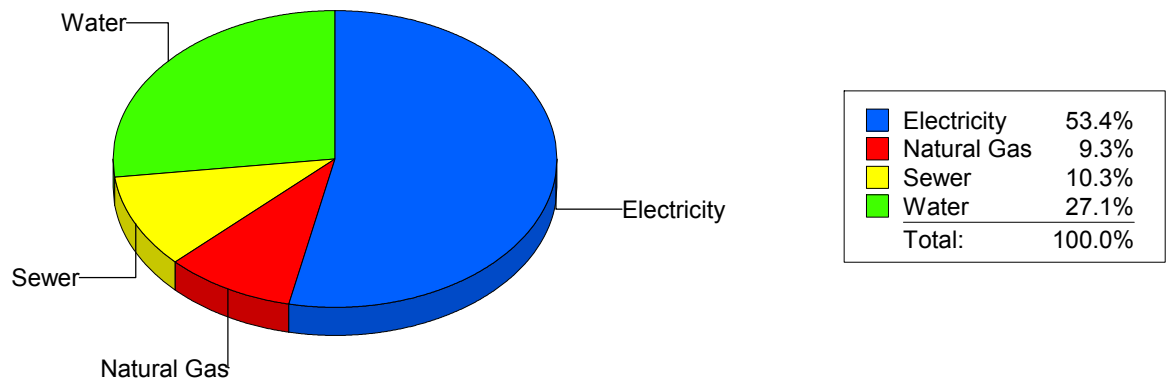
Cost Avoidance Program

Cost Summary Graph

Grouped by Energy Type

Energy Type	Use	Units	Meter Cost	Special Charges	Total Cost	Avg Unit Cost	% of Total Cost
Site: GREEN ELEMENTARY SCH - GREEN ELEMENTARY SCH							
Electricity	27,600	KWH	\$2,761.36	\$0.00	\$2,761.36	0.1000	53.39%
Natural Gas	583	CCF	\$479.42	\$0.00	\$479.42	0.8223	9.27%
Water	320	CCF	\$1,400.70	\$0.00	\$1,400.70	4.3772	27.08%
Sewer	168	CCF	\$530.41	\$0.00	\$530.41	3.1572	10.26%
Total Cost:			\$5,171.89	\$0.00	\$5,171.89		

For GREEN
ELEMENTARY
SCH



Filters: Cost Center Name Not Equal To DoNotReport; Billing Period Equal To 201604All Meter CodesAll Group Names

elpaso

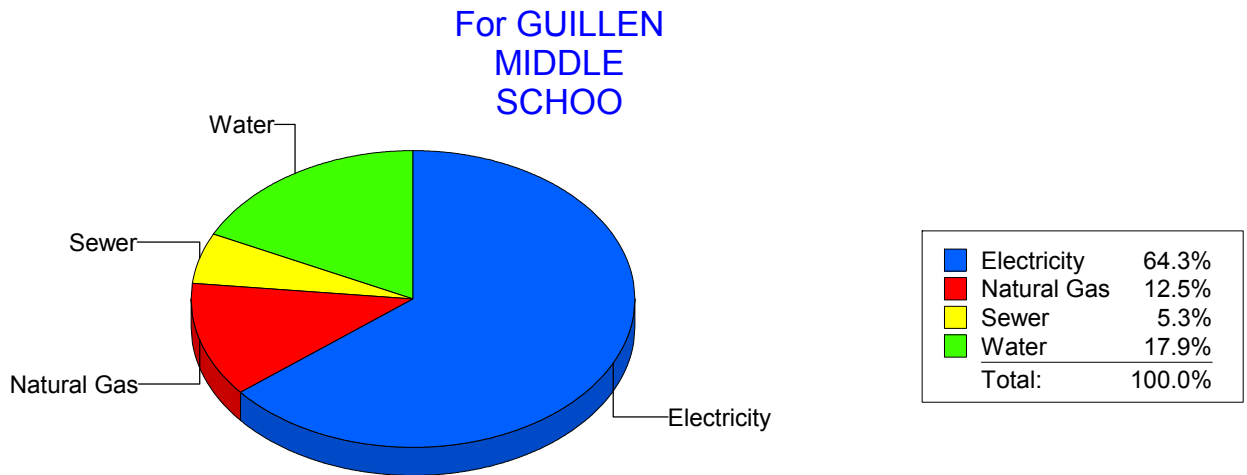
Energy CAP

Cost Avoidance Program

Cost Summary Graph

Grouped by Energy Type

Energy Type	Use	Units	Meter Cost	Special Charges	Total Cost	Avg Unit Cost	% of Total Cost
Site: GUILLEN MIDDLE SCHOO - GUILLEN MIDDLE SCHOO							
Electricity	91,787	KWH	\$8,143.18	\$0.00	\$8,143.18	0.0887	64.31%
Natural Gas	19,576	CCF	\$1,581.01	\$0.00	\$1,581.01	0.0808	12.48%
Water	757	CCF	\$2,264.20	\$0.00	\$2,264.20	2.9910	17.88%
Sewer	304	CCF	\$674.93	\$0.00	\$674.93	2.2202	5.33%
Total Cost:			\$12,663.32	\$0.00	\$12,663.32		



Filters: Cost Center Name Not Equal To DoNotReport; Billing Period Equal To 201604All Meter CodesAll Group Names

elpaso

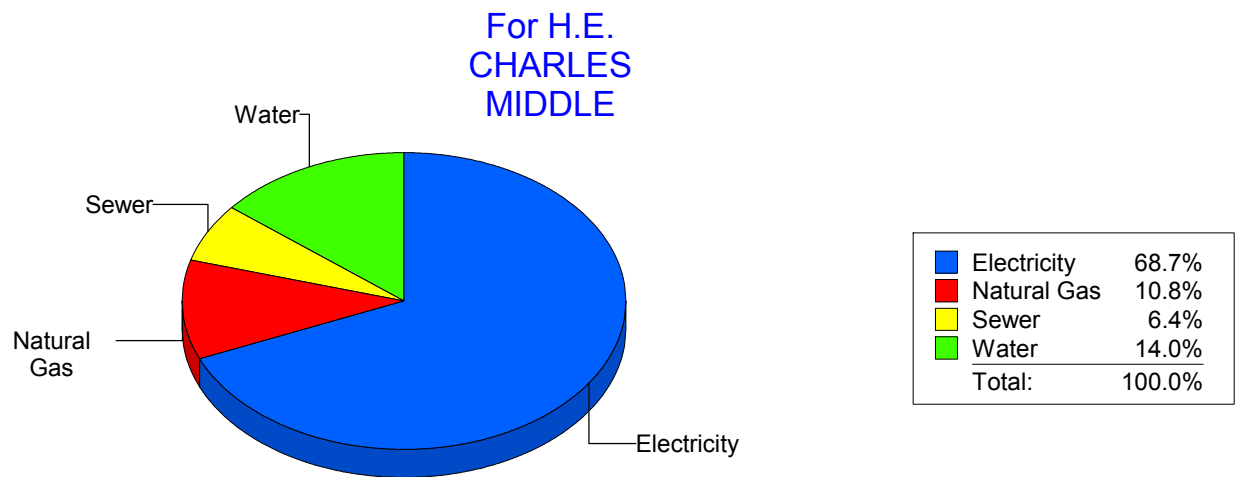
Energy CAP

Cost Avoidance Program

Cost Summary Graph

Grouped by Energy Type

Energy Type	Use	Units	Meter Cost	Special Charges	Total Cost	Avg Unit Cost	% of Total Cost
Site: H.E. CHARLES MIDDLE - H.E. CHARLES MIDDLE							
Electricity	70,938	KWH	\$7,184.38	\$0.00	\$7,184.38	0.1013	68.70%
Natural Gas	2,052	CCF	\$1,131.18	\$0.00	\$1,131.18	0.5513	10.82%
Water	502	CCF	\$1,468.86	\$0.00	\$1,468.86	2.9260	14.05%
Sewer	604	CCF	\$672.45	\$0.00	\$672.45	1.1133	6.43%
Total Cost:			\$10,456.87	\$0.00	\$10,456.87		



Filters: Cost Center Name Not Equal To DoNotReport; Billing Period Equal To 201604All Meter CodesAll Group Names

elpaso

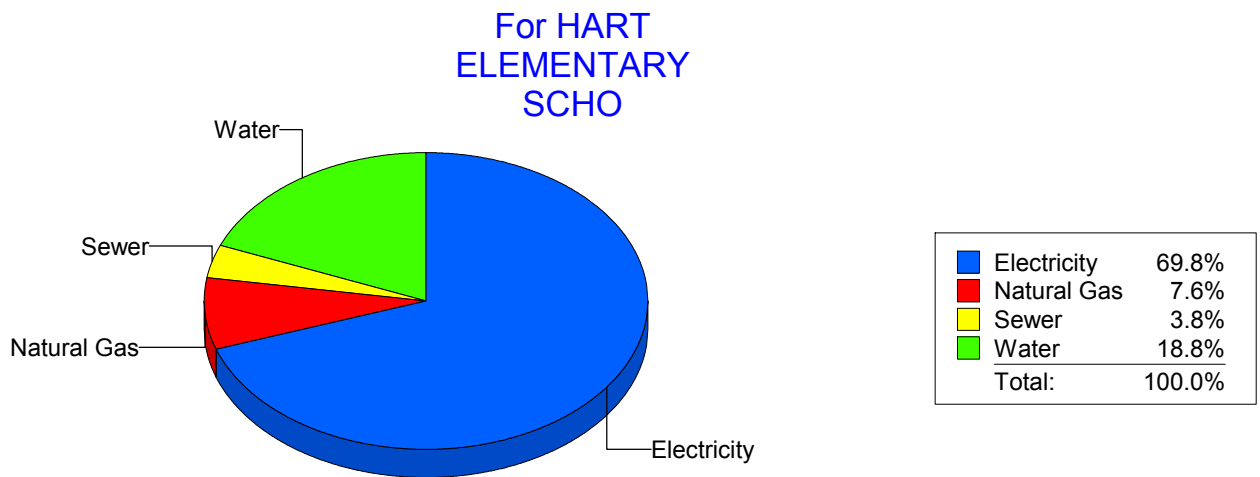
Energy CAP

Cost Avoidance Program

Cost Summary Graph

Grouped by Energy Type

Energy Type	Use	Units	Meter Cost	Special Charges	Total Cost	Avg Unit Cost	% of Total Cost
Site: HART ELEMENTARY SCHO - HART ELEMENTARY SCHO							
Electricity	61,200	KWH	\$5,149.41	\$0.00	\$5,149.41	0.0841	69.78%
Natural Gas	1,022	CCF	\$562.92	\$0.00	\$562.92	0.5508	7.63%
Water	298	CCF	\$1,389.29	\$0.00	\$1,389.29	4.6620	18.83%
Sewer	51	CCF	\$277.42	\$0.00	\$277.42	5.4396	3.76%
Total Cost:			\$7,379.04	\$0.00	\$7,379.04		



Filters: Cost Center Name Not Equal To DoNotReport; Billing Period Equal To 201604All Meter CodesAll Group Names

elpaso

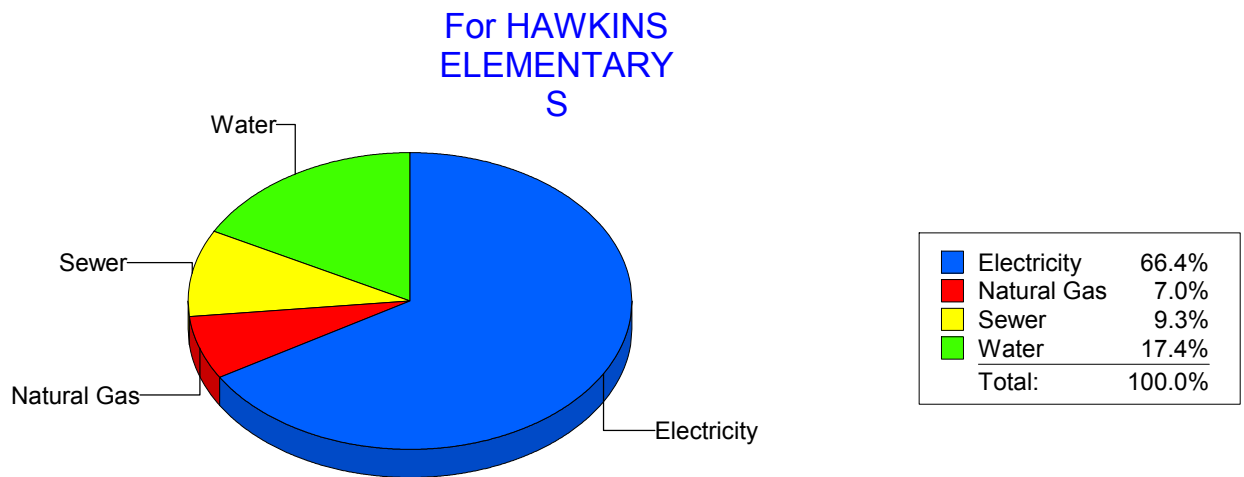
Energy CAP

Cost Avoidance Program

Cost Summary Graph

Grouped by Energy Type

Energy Type	Use	Units	Meter Cost	Special Charges	Total Cost	Avg Unit Cost	% of Total Cost
Site: HAWKINS ELEMENTARY S - HAWKINS ELEMENTARY S							
Electricity	22,913	KWH	\$2,185.63	\$0.00	\$2,185.63	0.0954	66.36%
Natural Gas	270	CCF	\$229.88	\$0.00	\$229.88	0.8514	6.98%
Water	176	CCF	\$571.70	\$0.00	\$571.70	3.2483	17.36%
Sewer	62	CCF	\$306.62	\$0.00	\$306.62	4.9455	9.31%
Total Cost:			\$3,293.83	\$0.00	\$3,293.83		



Filters: Cost Center Name Not Equal To DoNotReport; Billing Period Equal To 201604All Meter CodesAll Group Names

elpaso

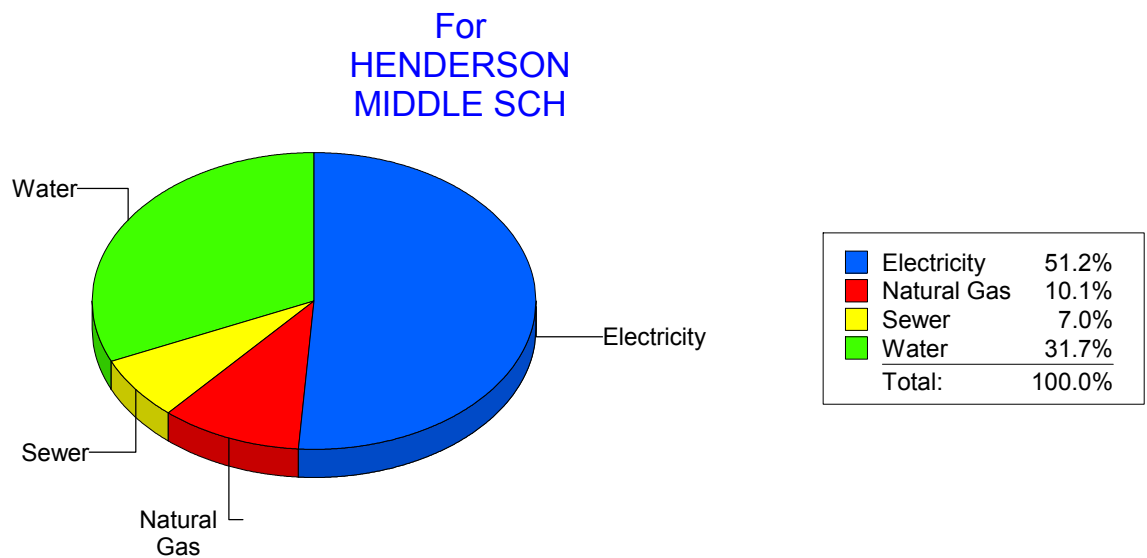
Energy CAP

Cost Avoidance Program

Cost Summary Graph

Grouped by Energy Type

Energy Type	Use	Units	Meter Cost	Special Charges	Total Cost	Avg Unit Cost	% of Total Cost
Site: HENDERSON MIDDLE SCH - HENDERSON MIDDLE SCH							
Electricity	46,977	KWH	\$2,042.28	\$0.00	\$2,042.28	0.0435	51.20%
Natural Gas	659	CCF	\$404.63	\$0.00	\$404.63	0.6140	10.14%
Water	416	CCF	\$1,263.01	\$0.00	\$1,263.01	3.0361	31.67%
Sewer	118	CCF	\$278.71	\$0.00	\$278.71	2.3619	6.99%
Total Cost:			\$3,988.63	\$0.00	\$3,988.63		



Filters: Cost Center Name Not Equal To DoNotReport; Billing Period Equal To 201604All Meter CodesAll Group Names

elpaso

Energy CAP

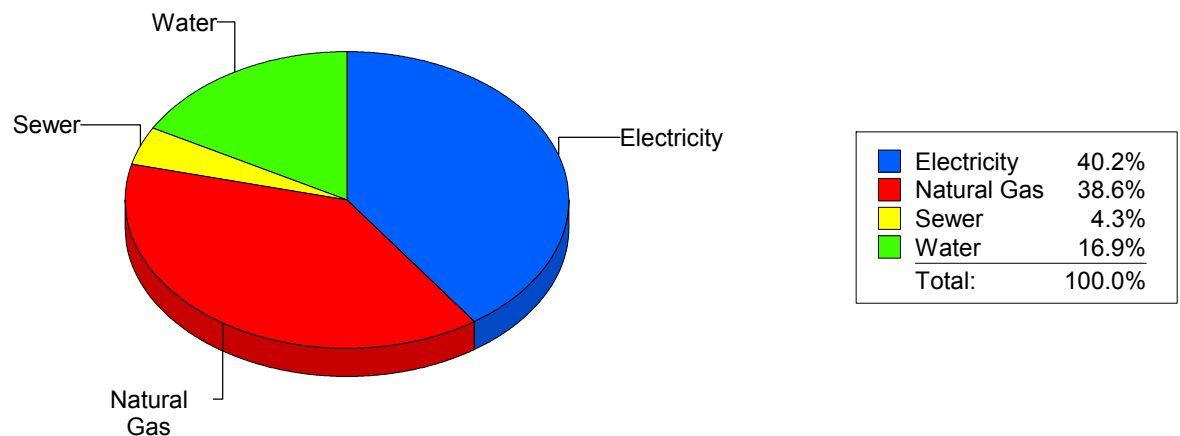
Cost Avoidance Program

Cost Summary Graph

Grouped by Energy Type

Energy Type	Use	Units	Meter Cost	Special Charges	Total Cost	Avg Unit Cost	% of Total Cost
Site: HERCULES COTTAGES - HERCULES COTTAGES							
Electricity	3,600	KWH	\$641.69	\$0.00	\$641.69	0.1782	40.20%
Natural Gas	70	CCF	\$615.82	\$0.00	\$615.82	8.7974	38.58%
Water	67	CCF	\$269.91	\$0.00	\$269.91	4.0285	16.91%
Sewer	27	CCF	\$69.00	\$0.00	\$69.00	2.5556	4.32%
Total Cost:			\$1,596.42	\$0.00	\$1,596.42		

For HERCULES COTTAGES



Filters: Cost Center Name Not Equal To DoNotReport; Billing Period Equal To 201604All Meter CodesAll Group Names

elpaso

Energy CAP

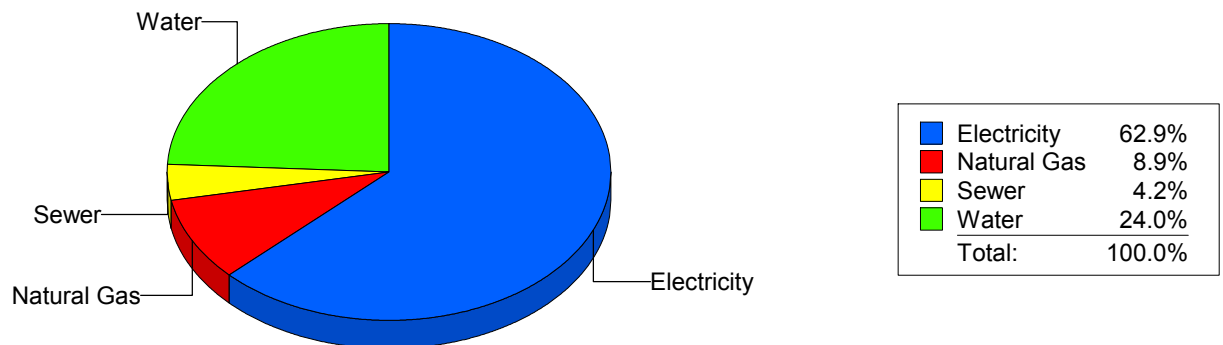
Cost Avoidance Program

Cost Summary Graph

Grouped by Energy Type

Energy Type	Use	Units	Meter Cost	Special Charges	Total Cost	Avg Unit Cost	% of Total Cost
Site: HERRERA - HERRERA ELEMENTARY							
Electricity	61,800	KWH	\$6,500.66	\$0.00	\$6,500.66	0.1052	62.90%
Natural Gas	1,842	CCF	\$921.04	\$0.00	\$921.04	0.5000	8.91%
Water	563	CCF	\$2,483.66	\$0.00	\$2,483.66	4.4115	24.03%
Sewer	135	CCF	\$429.90	\$0.00	\$429.90	3.1844	4.16%
Total Cost:			\$10,335.26	\$0.00	\$10,335.26		

For HERRERA
ELEMENTARY



Filters: Cost Center Name Not Equal To DoNotReport; Billing Period Equal To 201604All Meter CodesAll Group Names

elpaso

Energy CAP

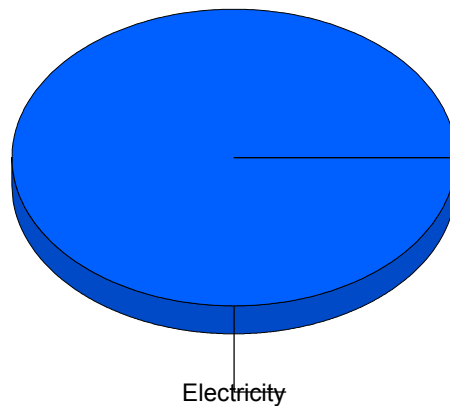
Cost Avoidance Program

Cost Summary Graph

Grouped by Energy Type

Energy Type	Use	Units	Meter Cost	Special Charges	Total Cost	Avg Unit Cost	% of Total Cost
Site: HIGHLAND/ANNEX - HIGHLAND/ANNEX							
Electricity	5,560 KWH		\$713.75	\$0.00	\$713.75	0.1284	100.00%
Total Cost:			\$713.75	\$0.00	\$713.75		

For
HIGHLAND/ANNEX



Filters: Cost Center Name Not Equal To DoNotReport; Billing Period Equal To 201604All Meter CodesAll Group Names

elpaso

Energy CAP

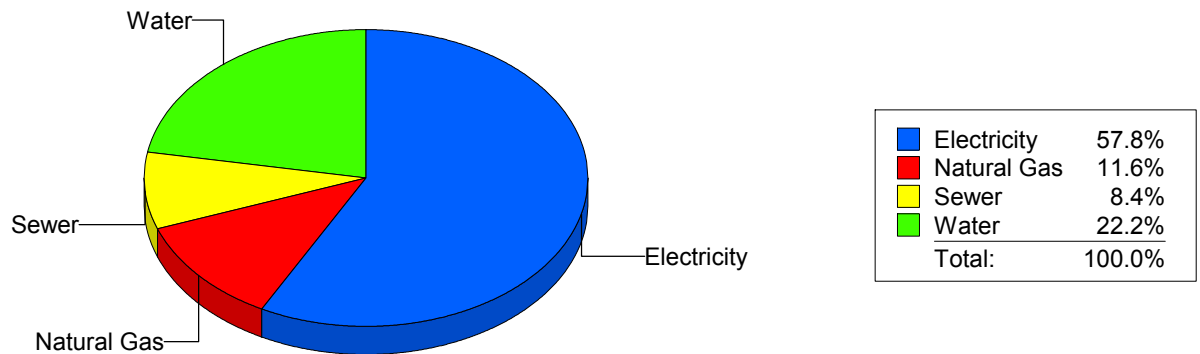
Cost Avoidance Program

Cost Summary Graph

Grouped by Energy Type

Energy Type	Use	Units	Meter Cost	Special Charges	Total Cost	Avg Unit Cost	% of Total Cost
Site: HILLSIDE ELEMENTARY - HILLSIDE ELEMENTARY							
Electricity	38,265	KWH	\$2,932.99	\$0.00	\$2,932.99	0.0766	57.82%
Natural Gas	561	CCF	\$587.13	\$0.00	\$587.13	1.0466	11.57%
Water	290	CCF	\$1,128.20	\$0.00	\$1,128.20	3.8903	22.24%
Sewer	109	CCF	\$424.13	\$0.00	\$424.13	3.8911	8.36%
Total Cost:			\$5,072.45	\$0.00	\$5,072.45		

For HILLSIDE
ELEMENTARY



Filters: Cost Center Name Not Equal To DoNotReport; Billing Period Equal To 201604All Meter CodesAll Group Names

elpaso

Energy CAP

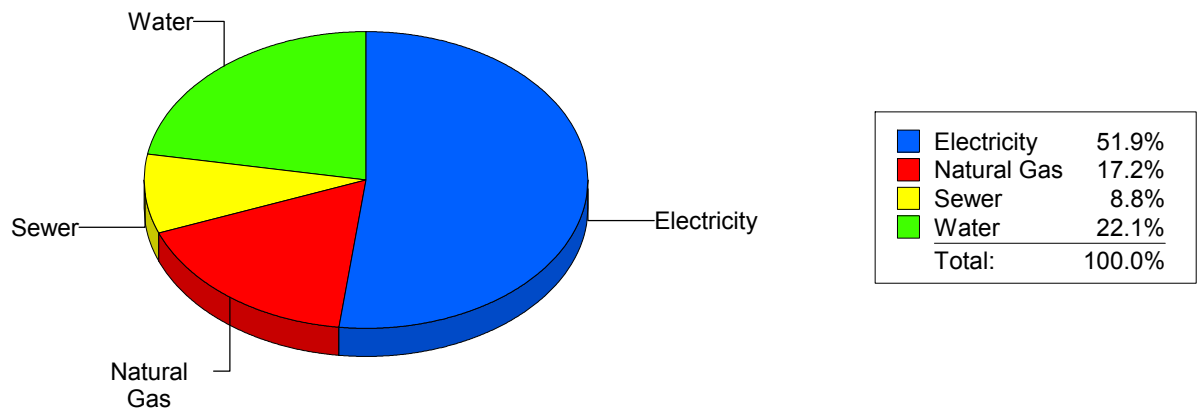
Cost Avoidance Program

Cost Summary Graph

Grouped by Energy Type

Energy Type	Use	Units	Meter Cost	Special Charges	Total Cost	Avg Unit Cost	% of Total Cost
Site: HOUSTON INTERMEDIATE - HOUSTON INTERMEDIATE							
Electricity	26,400	KWH	\$2,448.17	\$0.00	\$2,448.17	0.0927	51.94%
Natural Gas	1,060	CCF	\$809.52	\$0.00	\$809.52	0.7637	17.18%
Water	252	CCF	\$1,041.26	\$0.00	\$1,041.26	4.1320	22.09%
Sewer	82	CCF	\$414.23	\$0.00	\$414.23	5.0516	8.79%
Total Cost:			\$4,713.18	\$0.00	\$4,713.18		

For HOUSTON
INTERMEDIATE



Filters: Cost Center Name Not Equal To DoNotReport; Billing Period Equal To 201604All Meter CodesAll Group Names

elpaso

Energy CAP

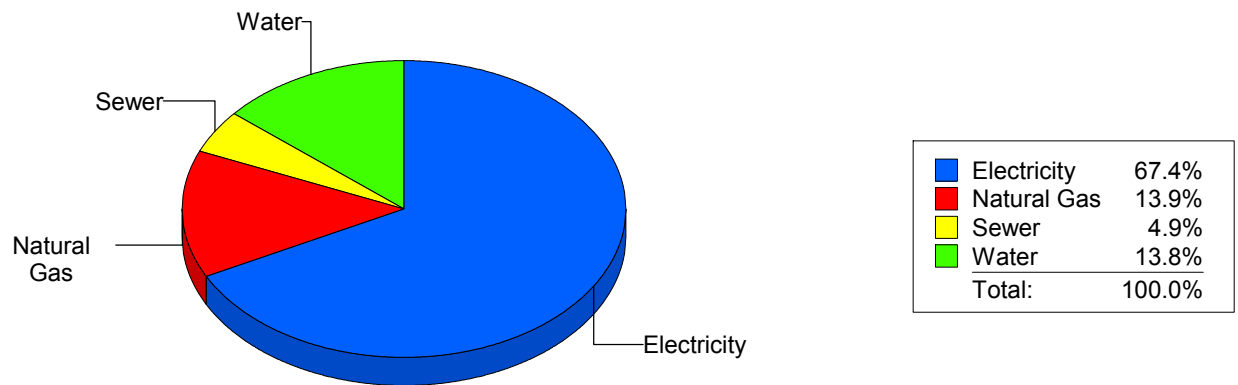
Cost Avoidance Program

Cost Summary Graph

Grouped by Energy Type

Energy Type	Use	Units	Meter Cost	Special Charges	Total Cost	Avg Unit Cost	% of Total Cost
Site: MOYE - HR MOYE							
Electricity	59,520	KWH	\$5,885.07	\$0.00	\$5,885.07	0.0989	67.42%
Natural Gas	2,512	CCF	\$1,213.72	\$0.00	\$1,213.72	0.4832	13.91%
Water	207	CCF	\$1,204.75	\$0.00	\$1,204.75	5.8200	13.80%
Sewer	75	CCF	\$424.95	\$0.00	\$424.95	5.6660	4.87%
Total Cost:			\$8,728.49	\$0.00	\$8,728.49		

For HR MOYE



Filters: Cost Center Name Not Equal To DoNotReport; Billing Period Equal To 201604All Meter CodesAll Group Names

elpaso

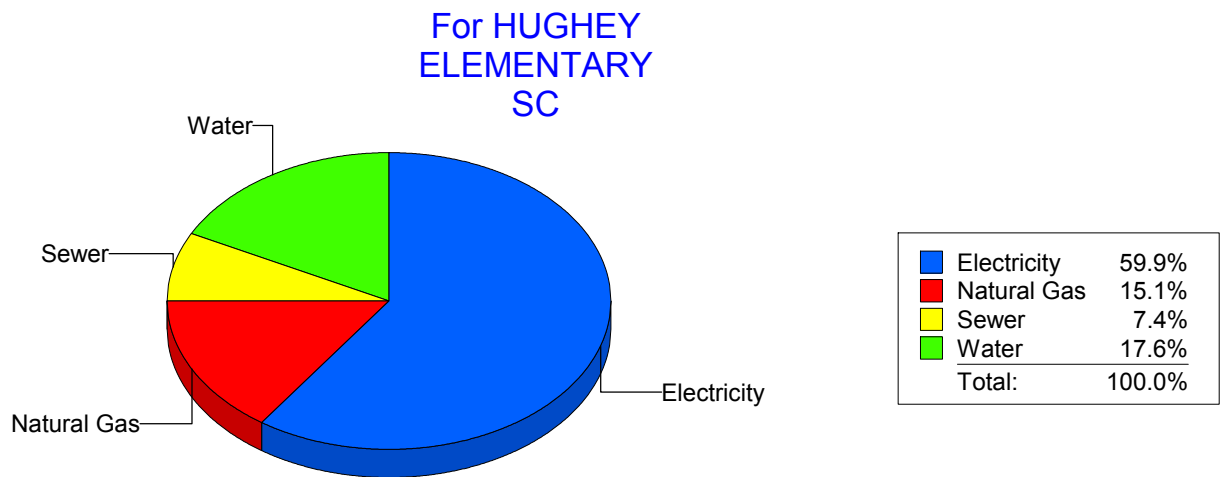
Energy CAP

Cost Avoidance Program

Cost Summary Graph

Grouped by Energy Type

Energy Type	Use	Units	Meter Cost	Special Charges	Total Cost	Avg Unit Cost	% of Total Cost
Site: HUGHEY ELEMENTARY SC - HUGHEY ELEMENTARY SC							
Electricity	41,992	KWH	\$4,918.23	\$0.00	\$4,918.23	0.1171	59.85%
Natural Gas	2,057	CCF	\$1,242.15	\$0.00	\$1,242.15	0.6039	15.12%
Water	396	CCF	\$1,447.98	\$0.00	\$1,447.98	3.6565	17.62%
Sewer	147	CCF	\$608.79	\$0.00	\$608.79	4.1414	7.41%
Total Cost:			\$8,217.15	\$0.00	\$8,217.15		



Filters: Cost Center Name Not Equal To DoNotReport; Billing Period Equal To 201604All Meter CodesAll Group Names

elpaso

Energy CAP

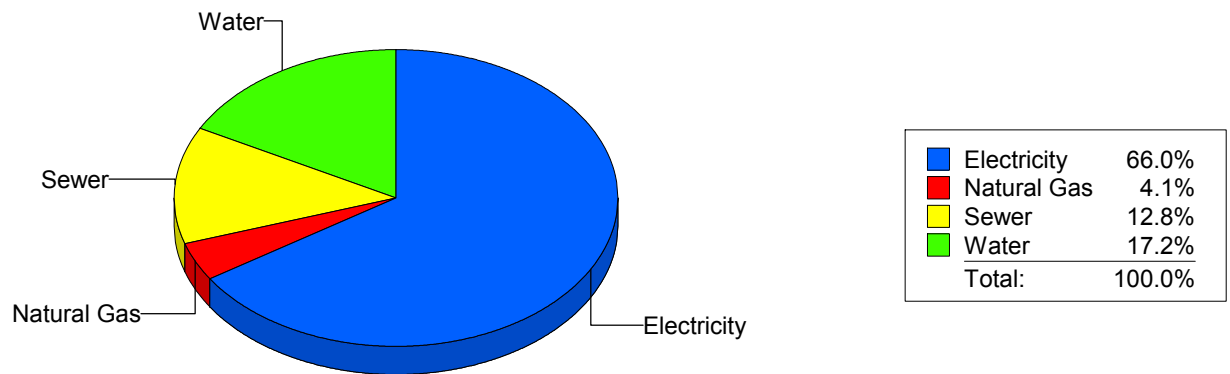
Cost Avoidance Program

Cost Summary Graph

Grouped by Energy Type

Energy Type	Use	Units	Meter Cost	Special Charges	Total Cost	Avg Unit Cost	% of Total Cost
Site: IRVIN HIGH SCHOOL - IRVIN HIGH SCHOOL							
Electricity	100,657	KWH	\$9,428.89	\$0.00	\$9,428.89	0.0937	65.95%
Natural Gas	816	CCF	\$591.62	\$0.00	\$591.62	0.7250	4.14%
Water	1,231	CCF	\$2,451.97	\$0.00	\$2,451.97	1.9919	17.15%
Sewer	714	CCF	\$1,823.47	\$0.00	\$1,823.47	2.5539	12.76%
Total Cost:			\$14,295.95	\$0.00	\$14,295.95		

For IRVIN HIGH SCHOOL



Filters: Cost Center Name Not Equal To DoNotReport; Billing Period Equal To 201604All Meter CodesAll Group Names

elpaso

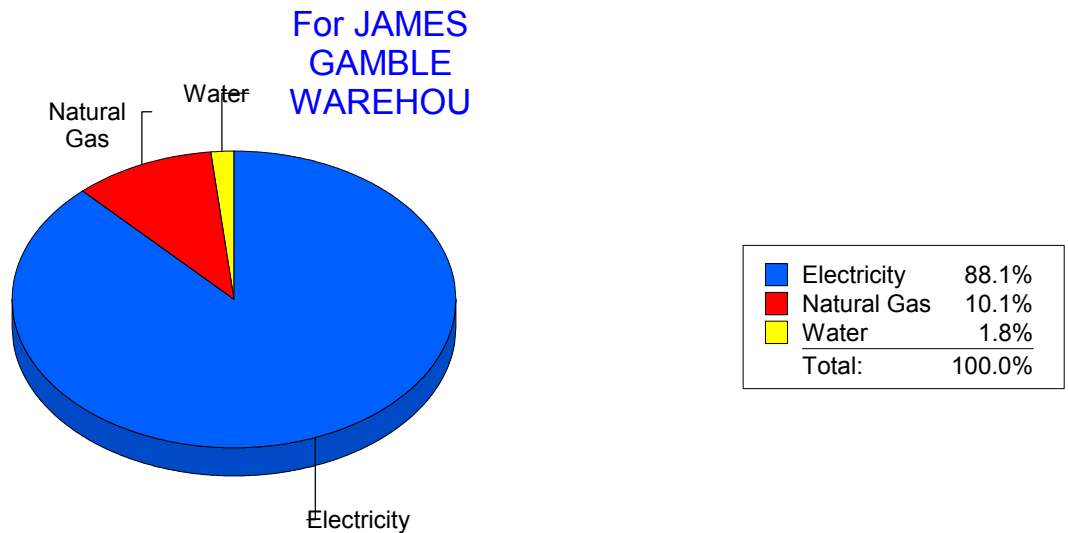
Energy CAP

Cost Avoidance Program

Cost Summary Graph

Grouped by Energy Type

Energy Type	Use	Units	Meter Cost	Special Charges	Total Cost	Avg Unit Cost	% of Total Cost
Site: JAMES GAMBLE WAREHOU - JAMES GAMBLE WAREHOU							
Electricity	28,100	KWH	\$2,347.10	\$0.00	\$2,347.10	0.0835	88.12%
Natural Gas	356	CCF	\$269.26	\$0.00	\$269.26	0.7563	10.11%
Water	0	CCF	\$47.14	\$0.00	\$47.14	0.0000	1.77%
Total Cost:			\$2,663.50	\$0.00	\$2,663.50		



Filters: Cost Center Name Not Equal To DoNotReport; Billing Period Equal To 201604All Meter CodesAll Group Names

elpaso

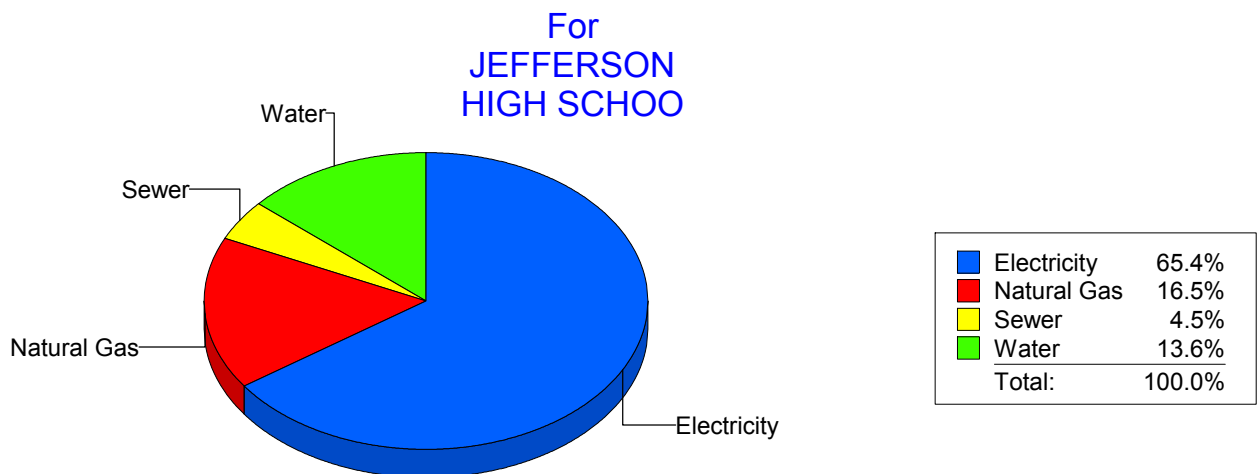
Energy CAP

Cost Avoidance Program

Cost Summary Graph

Grouped by Energy Type

Energy Type	Use	Units	Meter Cost	Special Charges	Total Cost	Avg Unit Cost	% of Total Cost
Site: JEFFERSON HIGH SCHOO - JEFFERSON HIGH SCHOO							
Electricity	115,380	KWH	\$10,394.87	\$0.00	\$10,394.87	0.0901	65.39%
Natural Gas	3,890	CCF	\$2,618.20	\$0.00	\$2,618.20	0.6731	16.47%
Water	674	CCF	\$2,162.42	\$0.00	\$2,162.42	3.2083	13.60%
Sewer	195	CCF	\$720.69	\$0.00	\$720.69	3.6958	4.53%
Total Cost:			\$15,896.18	\$0.00	\$15,896.18		



Filters: Cost Center Name Not Equal To DoNotReport; Billing Period Equal To 201604All Meter CodesAll Group Names

elpaso

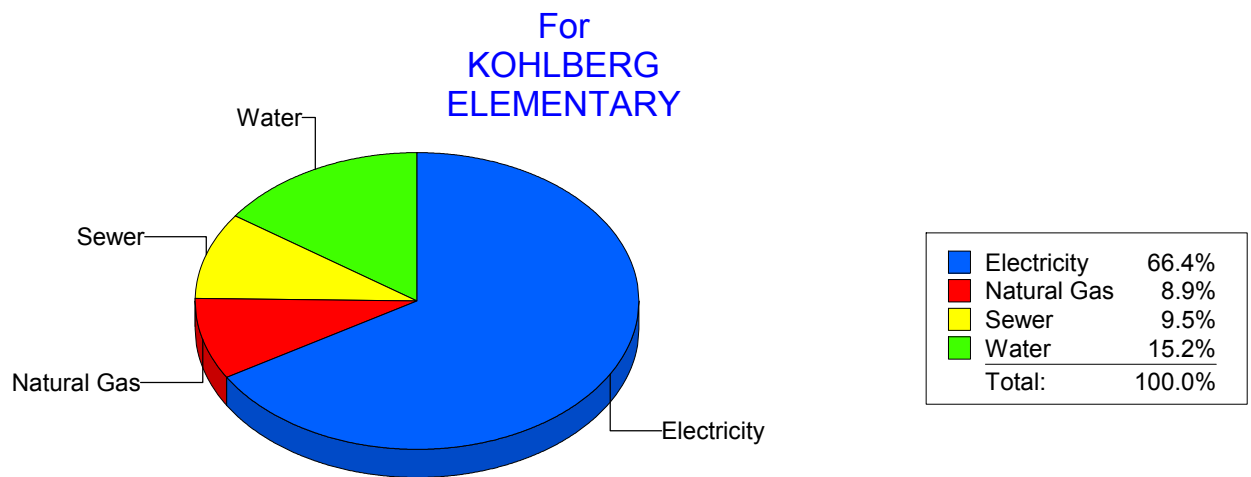
Energy CAP

Cost Avoidance Program

Cost Summary Graph

Grouped by Energy Type

Energy Type	Use	Units	Meter Cost	Special Charges	Total Cost	Avg Unit Cost	% of Total Cost
Site: KOHLBERG ELEMENTARY - KOHLBERG ELEMENTARY							
Electricity	45,920	KWH	\$5,373.69	\$0.00	\$5,373.69	0.1170	66.41%
Natural Gas	1,107	CCF	\$718.65	\$0.00	\$718.65	0.6492	8.88%
Water	526	CCF	\$1,228.95	\$0.00	\$1,228.95	2.3364	15.19%
Sewer	166	CCF	\$770.57	\$0.00	\$770.57	4.6420	9.52%
Total Cost:			\$8,091.86	\$0.00	\$8,091.86		



Filters: Cost Center Name Not Equal To DoNotReport; Billing Period Equal To 201604All Meter CodesAll Group Names

elpaso

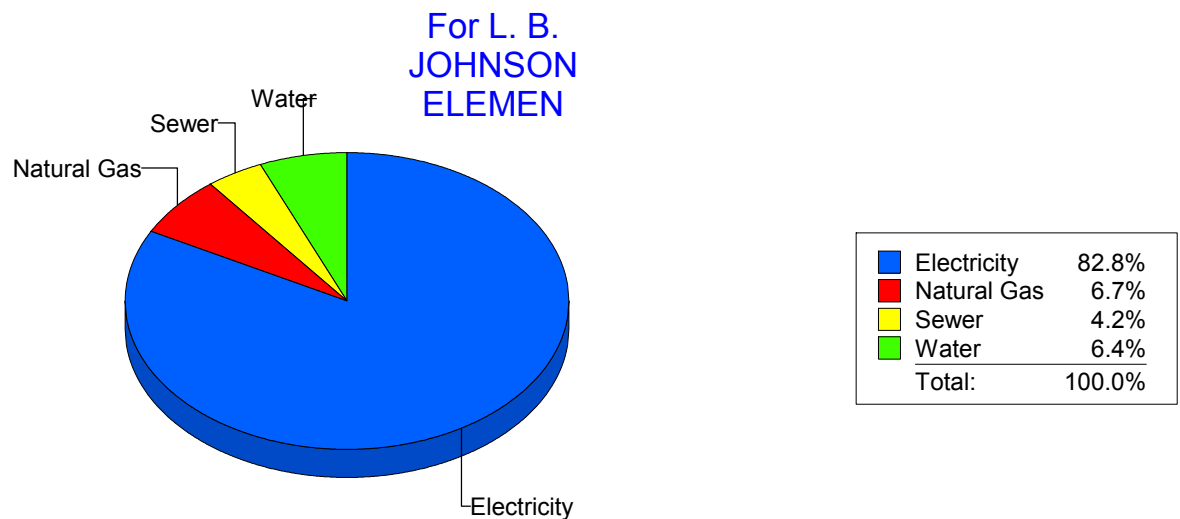
Energy CAP

Cost Avoidance Program

Cost Summary Graph

Grouped by Energy Type

Energy Type	Use	Units	Meter Cost	Special Charges	Total Cost	Avg Unit Cost	% of Total Cost
Site: L. B. JOHNSON ELEMEN - L. B. JOHNSON ELEMEN							
Electricity	64,750	KWH	\$6,911.26	\$0.00	\$6,911.26	0.1067	82.82%
Natural Gas	737	CCF	\$555.41	\$0.00	\$555.41	0.7536	6.66%
Water	224	CCF	\$529.95	\$0.00	\$529.95	2.3658	6.35%
Sewer	133	CCF	\$348.37	\$0.00	\$348.37	2.6193	4.17%
Total Cost:			\$8,344.99	\$0.00	\$8,344.99		



Filters: Cost Center Name Not Equal To DoNotReport; Billing Period Equal To 201604All Meter CodesAll Group Names

elpaso

Energy CAP

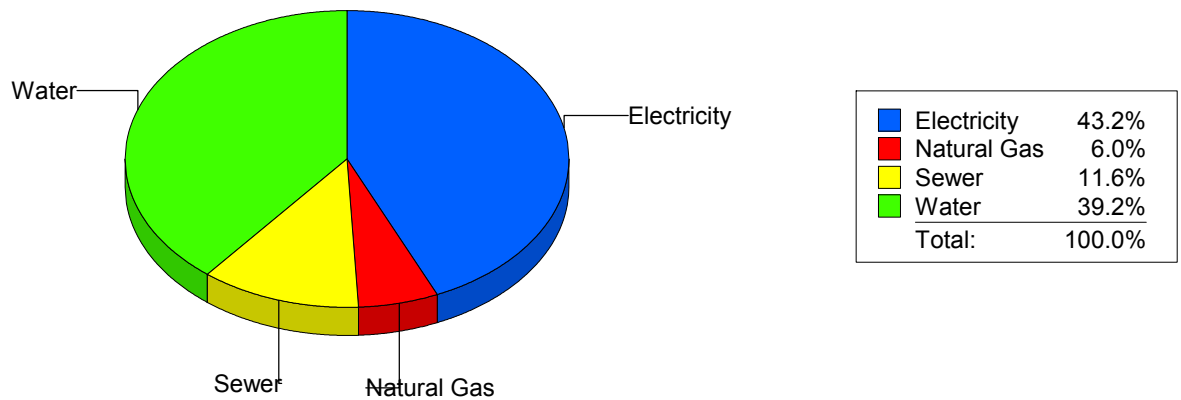
Cost Avoidance Program

Cost Summary Graph

Grouped by Energy Type

Energy Type	Use	Units	Meter Cost	Special Charges	Total Cost	Avg Unit Cost	% of Total Cost
Site: LAMAR ELEMENTARY SCH - LAMAR ELEMENTARY SCH							
Electricity	30,000	KWH	\$2,994.58	\$0.00	\$2,994.58	0.0998	43.23%
Natural Gas	415	CCF	\$414.75	\$0.00	\$414.75	0.9994	5.99%
Water	672	CCF	\$2,717.01	\$0.00	\$2,717.01	4.0432	39.22%
Sewer	203	CCF	\$800.55	\$0.00	\$800.55	3.9436	11.56%
Total Cost:			\$6,926.89	\$0.00	\$6,926.89		

For LAMAR
ELEMENTARY
SCH



Filters: Cost Center Name Not Equal To DoNotReport; Billing Period Equal To 201604All Meter CodesAll Group Names

elpaso

Energy CAP

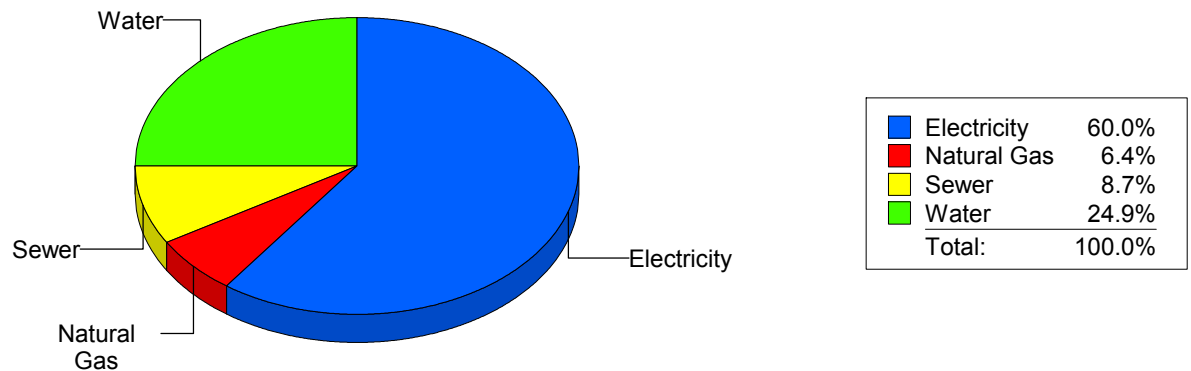
Cost Avoidance Program

Cost Summary Graph

Grouped by Energy Type

Energy Type	Use	Units	Meter Cost	Special Charges	Total Cost	Avg Unit Cost	% of Total Cost
Site: LEE ELEMENTARY - LEE ELEMENTARY							
Electricity	28,230	KWH	\$3,129.01	\$0.00	\$3,129.01	0.1108	60.03%
Natural Gas	492	CCF	\$331.54	\$0.00	\$331.54	0.6739	6.36%
Water	145	CCF	\$1,300.32	\$0.00	\$1,300.32	8.9677	24.95%
Sewer	103	CCF	\$451.15	\$0.00	\$451.15	4.3801	8.66%
Total Cost:			\$5,212.02	\$0.00	\$5,212.02		

For LEE
ELEMENTARY



Filters: Cost Center Name Not Equal To DoNotReport; Billing Period Equal To 201604All Meter CodesAll Group Names

elpaso

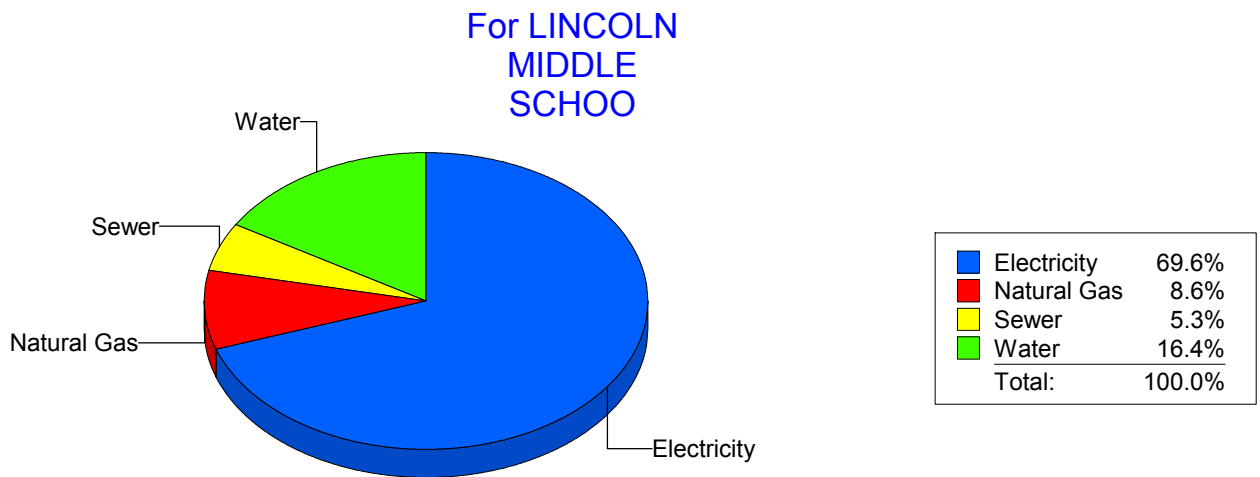
Energy CAP

Cost Avoidance Program

Cost Summary Graph

Grouped by Energy Type

Energy Type	Use	Units	Meter Cost	Special Charges	Total Cost	Avg Unit Cost	% of Total Cost
Site: LINCOLN MIDDLE SCHOO - LINCOLN MIDDLE SCHOO							
Electricity	120,350	KWH	\$11,102.60	\$0.00	\$11,102.60	0.0923	69.63%
Natural Gas	2,873	CCF	\$1,371.09	\$0.00	\$1,371.09	0.4772	8.60%
Water	949	CCF	\$2,621.21	\$0.00	\$2,621.21	2.7621	16.44%
Sewer	213	CCF	\$849.97	\$0.00	\$849.97	3.9905	5.33%
Total Cost:			\$15,944.87	\$0.00	\$15,944.87		



Filters: Cost Center Name Not Equal To DoNotReport; Billing Period Equal To 201604All Meter CodesAll Group Names

elpaso

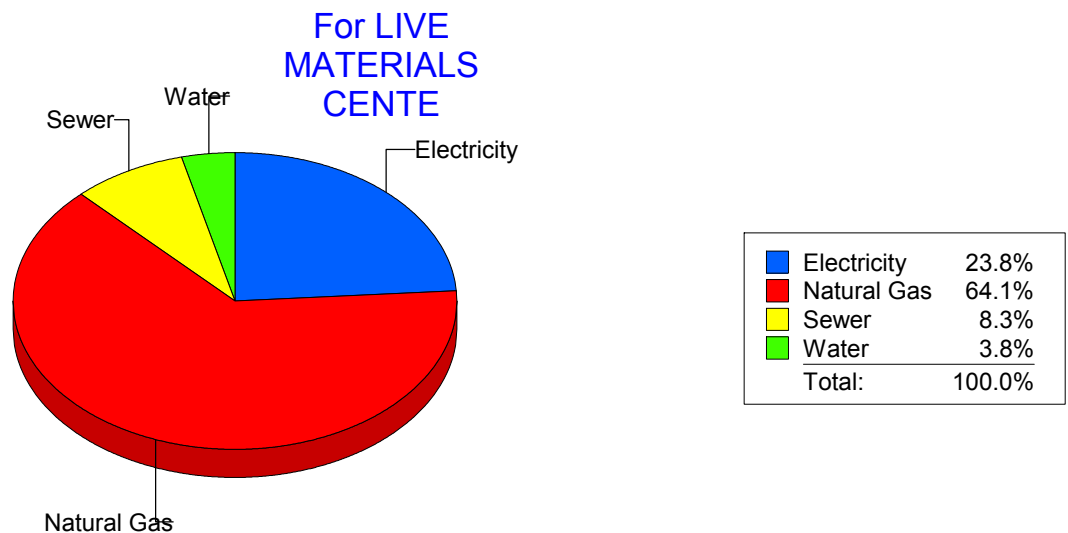
Energy CAP

Cost Avoidance Program

Cost Summary Graph

Grouped by Energy Type

Energy Type	Use	Units	Meter Cost	Special Charges	Total Cost	Avg Unit Cost	% of Total Cost
Site: LIVE MATERIALS CENTE - LIVE MATERIALS CENTE							
Electricity	454 KWH		\$89.15	\$0.00	\$89.15	0.1964	23.78%
Natural Gas	10 CCF		\$240.28	\$0.00	\$240.28	24.0280	64.10%
Water	1 CCF		\$14.26	\$0.00	\$14.26	14.2600	3.80%
Sewer	1 CCF		\$31.15	\$0.00	\$31.15	31.1500	8.31%
Total Cost:			\$374.84	\$0.00	\$374.84		



Filters: Cost Center Name Not Equal To DoNotReport; Billing Period Equal To 201604All Meter CodesAll Group Names

elpaso

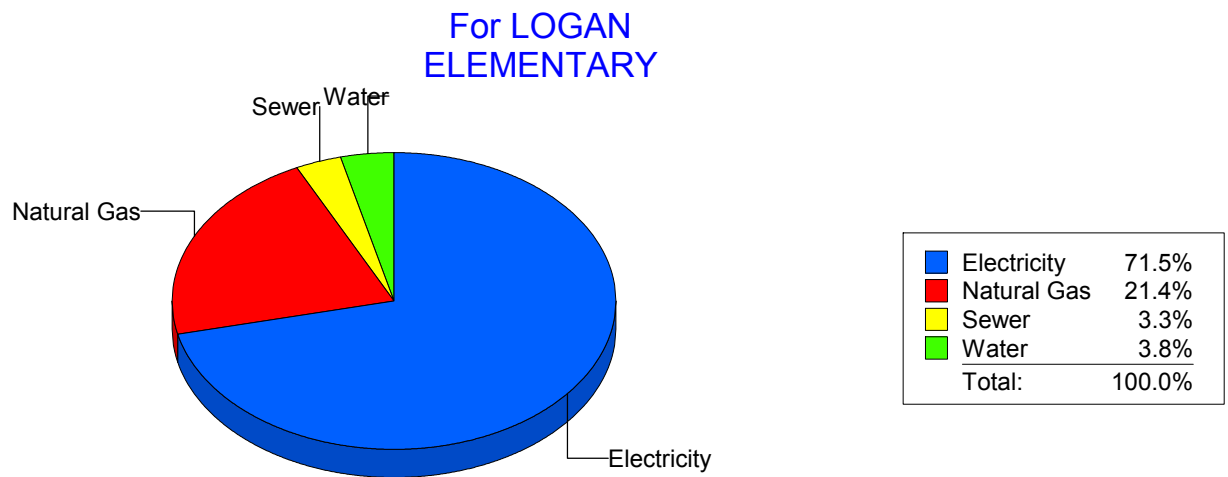
Energy CAP

Cost Avoidance Program

Cost Summary Graph

Grouped by Energy Type

Energy Type	Use	Units	Meter Cost	Special Charges	Total Cost	Avg Unit Cost	% of Total Cost
Site: LOGAN ELEMENTARY - LOGAN ELEMENTARY							
Electricity	211 KWH		\$1,828.92	\$0.00	\$1,828.92	8.6679	71.49%
Natural Gas	985 CCF		\$546.94	\$0.00	\$546.94	0.5553	21.38%
Water	7 CCF		\$96.79	\$0.00	\$96.79	13.8271	3.78%
Sewer	5 CCF		\$85.66	\$0.00	\$85.66	17.1320	3.35%
Total Cost:			\$2,558.31	\$0.00	\$2,558.31		



Filters: Cost Center Name Not Equal To DoNotReport; Billing Period Equal To 201604All Meter CodesAll Group Names

elpaso

Energy CAP

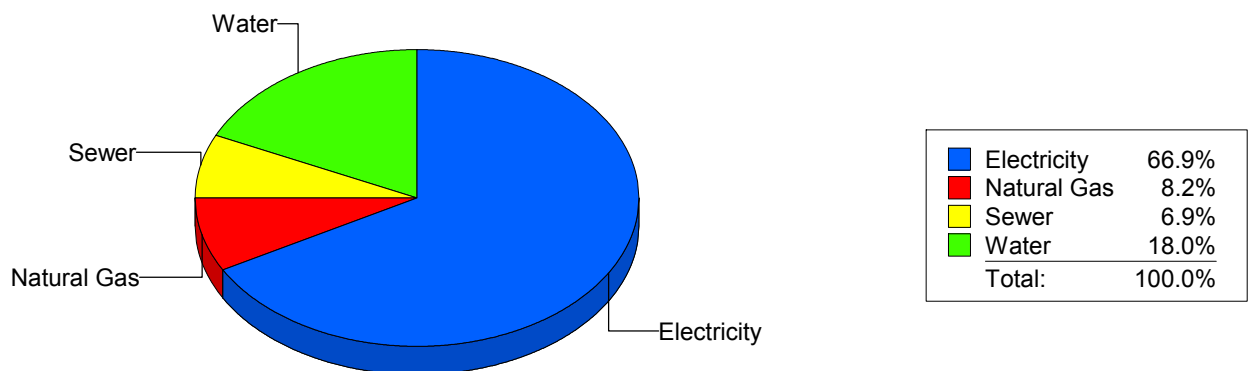
Cost Avoidance Program

Cost Summary Graph

Grouped by Energy Type

Energy Type	Use	Units	Meter Cost	Special Charges	Total Cost	Avg Unit Cost	% of Total Cost
Site: LUNDY - LUNDY							
Electricity	45,400	KWH	\$6,612.44	\$0.00	\$6,612.44	0.1456	66.94%
Natural Gas	1,325	CCF	\$807.37	\$0.00	\$807.37	0.6093	8.17%
Water	461	CCF	\$1,779.38	\$0.00	\$1,779.38	3.8598	18.01%
Sewer	224	CCF	\$679.05	\$0.00	\$679.05	3.0315	6.87%
Total Cost:			\$9,878.24	\$0.00	\$9,878.24		

For LUNDY



Filters: Cost Center Name Not Equal To DoNotReport; Billing Period Equal To 201604All Meter CodesAll Group Names

elpaso

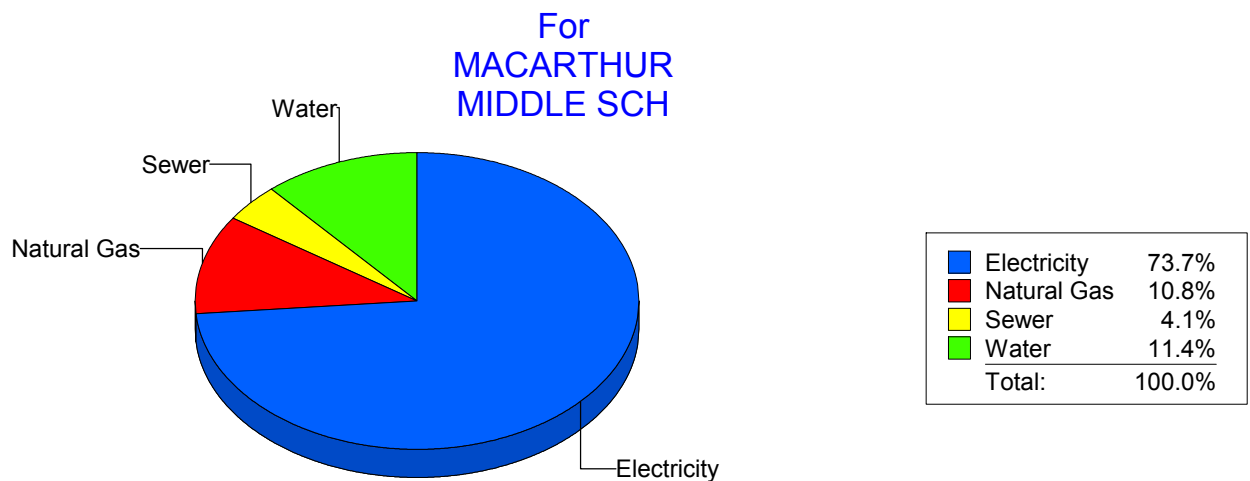
Energy CAP

Cost Avoidance Program

Cost Summary Graph

Grouped by Energy Type

Energy Type	Use	Units	Meter Cost	Special Charges	Total Cost	Avg Unit Cost	% of Total Cost
Site: MACARTHUR MIDDLE SCH - MACARTHUR MIDDLE SCH							
Electricity	76,600	KWH	\$7,823.62	\$0.00	\$7,823.62	0.1021	73.68%
Natural Gas	2,357	CCF	\$1,145.84	\$0.00	\$1,145.84	0.4861	10.79%
Water	117	CCF	\$1,212.54	\$0.00	\$1,212.54	10.3636	11.42%
Sewer	93	CCF	\$435.82	\$0.00	\$435.82	4.6862	4.10%
Total Cost:			\$10,617.82	\$0.00	\$10,617.82		



Filters: Cost Center Name Not Equal To DoNotReport; Billing Period Equal To 201604All Meter CodesAll Group Names

elpaso

Energy CAP

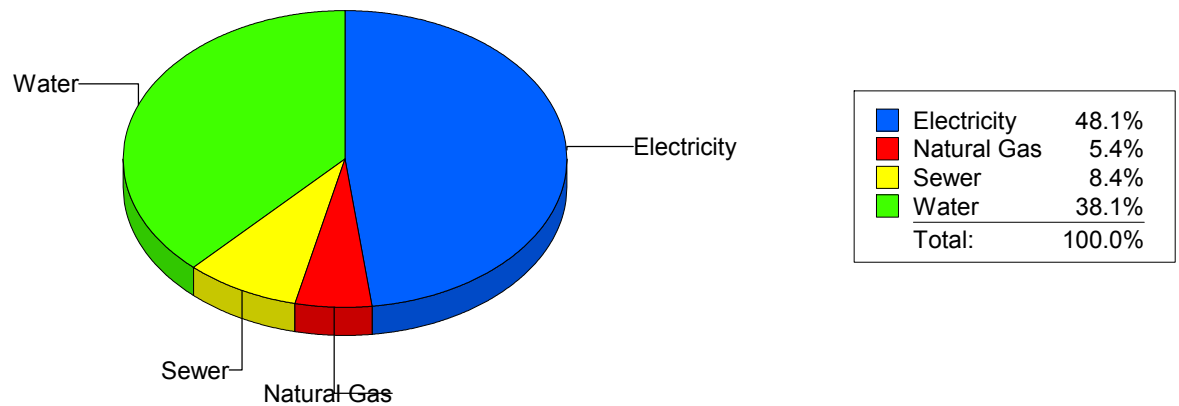
Cost Avoidance Program

Cost Summary Graph

Grouped by Energy Type

Energy Type	Use	Units	Meter Cost	Special Charges	Total Cost	Avg Unit Cost	% of Total Cost
Site: MAGOFFIN MIDDLE SCHO - MAGOFFIN MIDDLE SCHO							
Electricity	17,250	KWH	\$1,937.88	\$0.00	\$1,937.88	0.1123	48.08%
Natural Gas	244	CCF	\$218.09	\$0.00	\$218.09	0.8938	5.41%
Water	456	CCF	\$1,536.66	\$0.00	\$1,536.66	3.3699	38.13%
Sewer	40	CCF	\$337.50	\$0.00	\$337.50	8.4375	8.37%
Total Cost:			\$4,030.13	\$0.00	\$4,030.13		

For MAGOFFIN
MIDDLE SCHO



Filters: Cost Center Name Not Equal To DoNotReport; Billing Period Equal To 201604All Meter CodesAll Group Names

elpaso

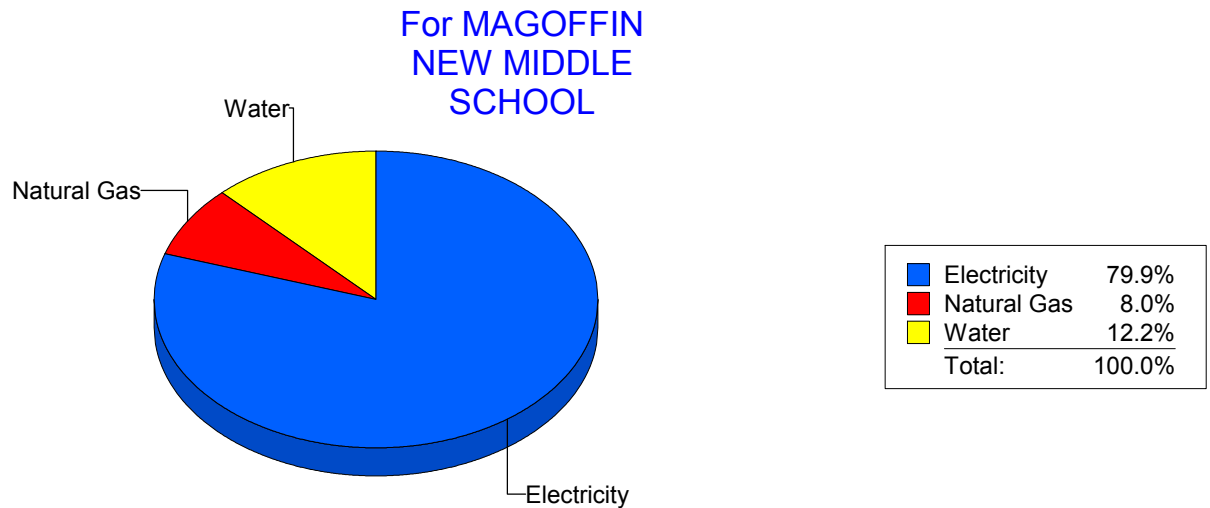
Energy CAP

Cost Avoidance Program

Cost Summary Graph

Grouped by Energy Type

Energy Type	Use	Units	Meter Cost	Special Charges	Total Cost	Avg Unit Cost	% of Total Cost
Site: MAGOFFINMIDDLESCHOOLN047 - MAGOFFIN NEW MIDDLE SCHOOL							
Electricity	107,000	KWH	\$9,876.44	\$0.00	\$9,876.44	0.0923	79.88%
Natural Gas	1,986	CCF	\$983.89	\$0.00	\$983.89	0.4954	7.96%
Water	277	CCF	\$1,503.48	\$0.00	\$1,503.48	5.4277	12.16%
Total Cost:			\$12,363.81	\$0.00	\$12,363.81		



Filters: Cost Center Name Not Equal To DoNotReport; Billing Period Equal To 201604All Meter CodesAll Group Names

elpaso

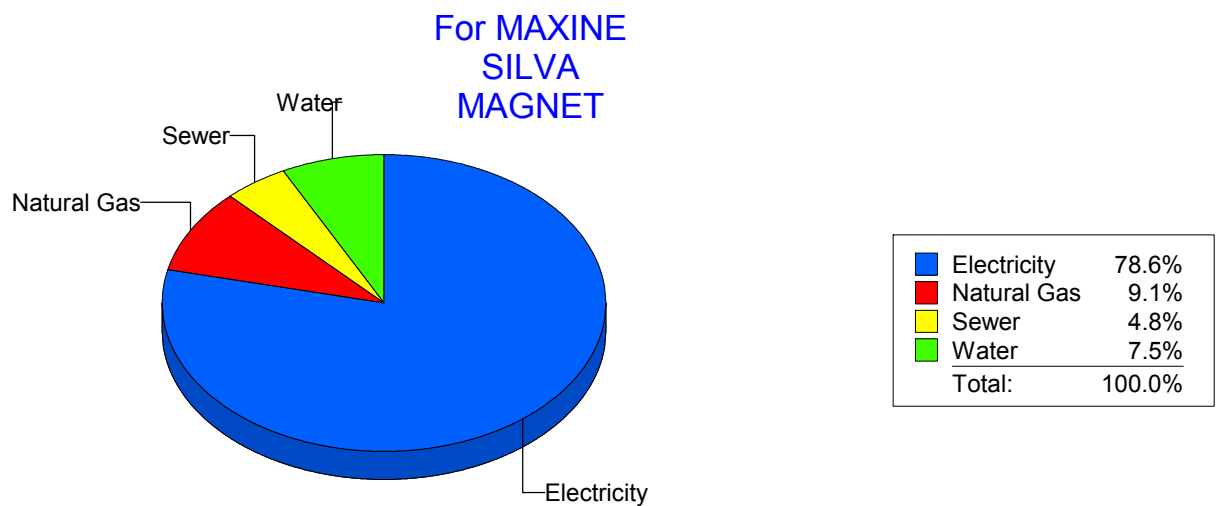
Energy CAP

Cost Avoidance Program

Cost Summary Graph

Grouped by Energy Type

Energy Type	Use	Units	Meter Cost	Special Charges	Total Cost	Avg Unit Cost	% of Total Cost
Site: MAXINE SILVA MAGNET - MAXINE SILVA MAGNET							
Electricity	72,000	KWH	\$7,185.20	\$0.00	\$7,185.20	0.0998	78.58%
Natural Gas	1,635	CCF	\$830.66	\$0.00	\$830.66	0.5080	9.08%
Water	266	CCF	\$685.36	\$0.00	\$685.36	2.5765	7.50%
Sewer	77	CCF	\$442.42	\$0.00	\$442.42	5.7457	4.84%
Total Cost:			\$9,143.64	\$0.00	\$9,143.64		



Filters: Cost Center Name Not Equal To DoNotReport; Billing Period Equal To 201604All Meter CodesAll Group Names

elpaso

Energy CAP

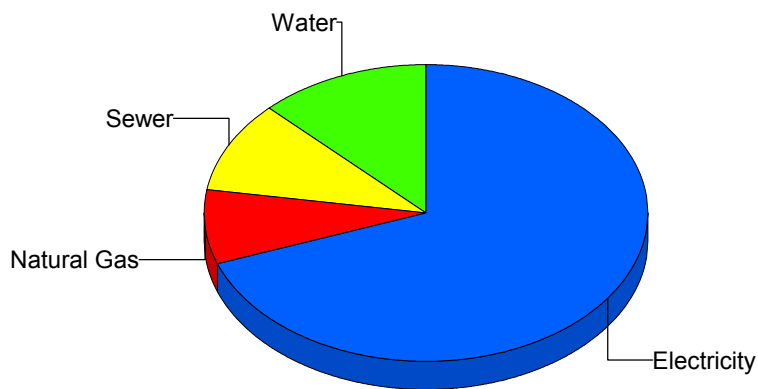
Cost Avoidance Program

Cost Summary Graph

Grouped by Energy Type

Energy Type	Use	Units	Meter Cost	Special Charges	Total Cost	Avg Unit Cost	% of Total Cost
Site: MESITA ELEMENTARY - MESITA ELEMENTARY							
Electricity	82,080	KWH	\$7,580.00	\$0.00	\$7,580.00	0.0923	69.56%
Natural Gas	1,476	CCF	\$874.27	\$0.00	\$874.27	0.5923	8.02%
Water	337	CCF	\$1,353.36	\$0.00	\$1,353.36	4.0159	12.42%
Sewer	368	CCF	\$1,089.90	\$0.00	\$1,089.90	2.9617	10.00%
Total Cost:			\$10,897.53	\$0.00	\$10,897.53		

For MESITA
ELEMENTARY



Electricity	69.6%
Natural Gas	8.0%
Sewer	10.0%
Water	12.4%
Total:	100.0%

Filters: Cost Center Name Not Equal To DoNotReport; Billing Period Equal To 201604All Meter CodesAll Group Names

el Paso

Energy CAP

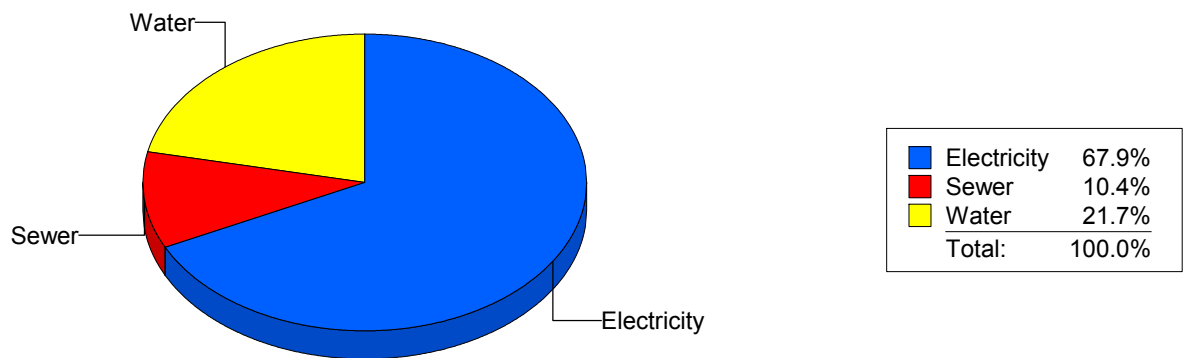
Cost Avoidance Program

Cost Summary Graph

Grouped by Energy Type

Energy Type	Use	Units	Meter Cost	Special Charges	Total Cost	Avg Unit Cost	% of Total Cost
Site: MILAM ELEMENTARY - MILAM ELEMENTARY							
Electricity	17,280	KWH	\$1,890.48	\$0.00	\$1,890.48	0.1094	67.87%
Water	166	CCF	\$604.19	\$0.00	\$604.19	3.6397	21.69%
Sewer	94	CCF	\$290.62	\$0.00	\$290.62	3.0917	10.43%
Total Cost:			\$2,785.29	\$0.00	\$2,785.29		

For MILAM
ELEMENTARY



Filters: Cost Center Name Not Equal To DoNotReport; Billing Period Equal To 201604All Meter CodesAll Group Names

elpaso

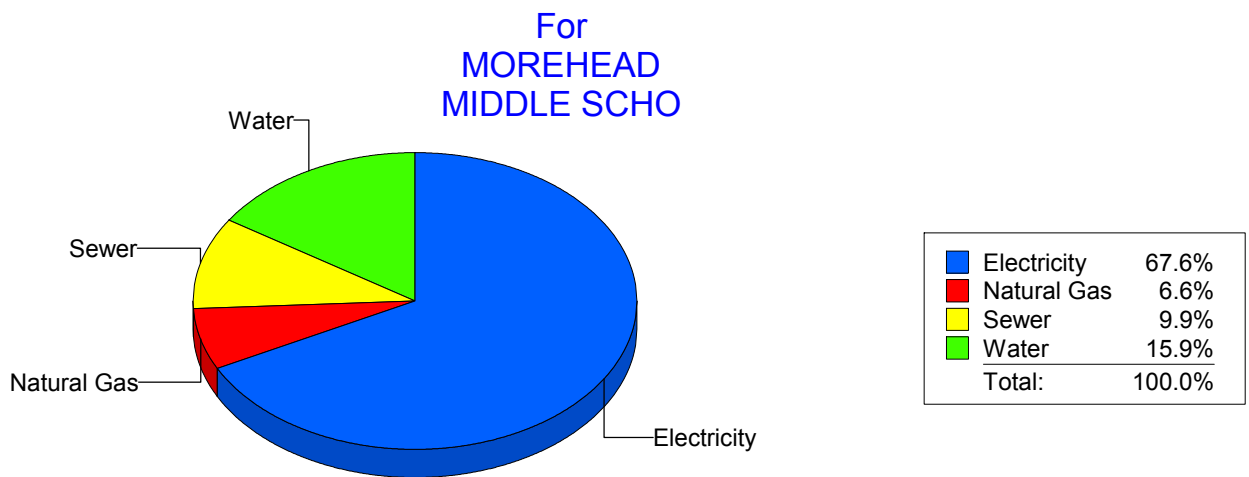
Energy CAP

Cost Avoidance Program

Cost Summary Graph

Grouped by Energy Type

Energy Type	Use	Units	Meter Cost	Special Charges	Total Cost	Avg Unit Cost	% of Total Cost
Site: MOREHEAD MIDDLE SCHO - MOREHEAD MIDDLE SCHO							
Electricity	78,953	KWH	\$8,513.31	\$0.00	\$8,513.31	0.1078	67.57%
Natural Gas	1,633	CCF	\$829.80	\$0.00	\$829.80	0.5081	6.59%
Water	1,005	CCF	\$2,007.44	\$0.00	\$2,007.44	1.9975	15.93%
Sewer	235	CCF	\$1,248.30	\$0.00	\$1,248.30	5.3119	9.91%
Total Cost:			\$12,598.85	\$0.00	\$12,598.85		



Filters: Cost Center Name Not Equal To DoNotReport; Billing Period Equal To 201604All Meter CodesAll Group Names

elpaso

Energy CAP

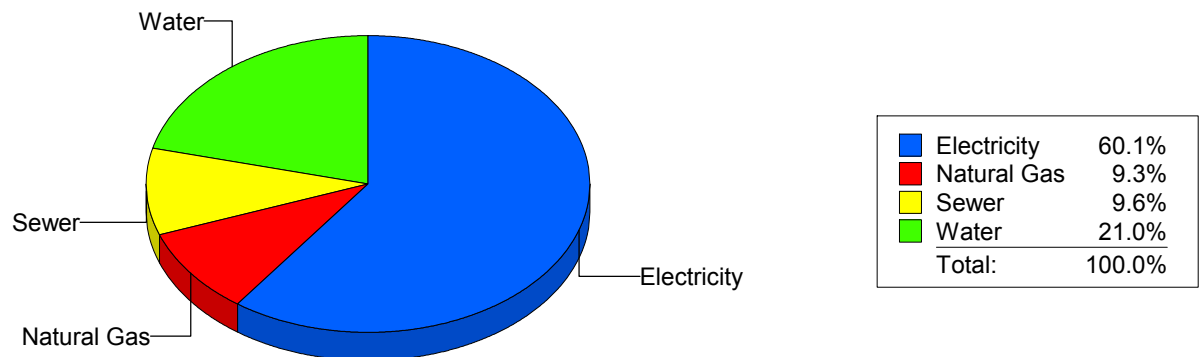
Cost Avoidance Program

Cost Summary Graph

Grouped by Energy Type

Energy Type	Use	Units	Meter Cost	Special Charges	Total Cost	Avg Unit Cost	% of Total Cost
Site: NEWMAN ELEMENTARY - NEWMAN ELEMENTARY							
Electricity	34,760	KWH	\$3,984.65	\$0.00	\$3,984.65	0.1146	60.07%
Natural Gas	611	CCF	\$618.88	\$0.00	\$618.88	1.0129	9.33%
Water	560	CCF	\$1,392.98	\$0.00	\$1,392.98	2.4875	21.00%
Sewer	309	CCF	\$636.56	\$0.00	\$636.56	2.0601	9.60%
Total Cost:			\$6,633.07	\$0.00	\$6,633.07		

For NEWMAN
ELEMENTARY



Filters: Cost Center Name Not Equal To DoNotReport; Billing Period Equal To 201604All Meter CodesAll Group Names

elpaso

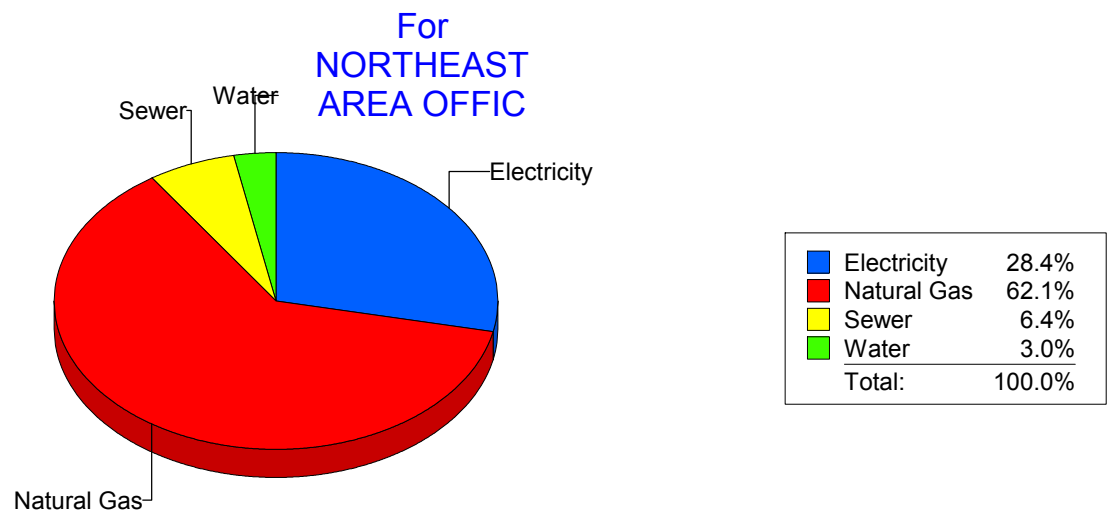
Energy CAP

Cost Avoidance Program

Cost Summary Graph

Grouped by Energy Type

Energy Type	Use	Units	Meter Cost	Special Charges	Total Cost	Avg Unit Cost	% of Total Cost
Site: NORTHEAST AREA OFFIC - NORTHEAST AREA OFFIC							
Electricity	1,880	KWH	\$231.53	\$0.00	\$231.53	0.1232	28.42%
Natural Gas	96	CCF	\$506.07	\$0.00	\$506.07	5.2716	62.11%
Water	0	CCF	\$24.80	\$0.00	\$24.80	0.0000	3.04%
Sewer	1	CCF	\$52.40	\$0.00	\$52.40	52.4000	6.43%
Total Cost:			\$814.80	\$0.00	\$814.80		



Filters: Cost Center Name Not Equal To DoNotReport; Billing Period Equal To 201604All Meter CodesAll Group Names

elpaso

Energy CAP

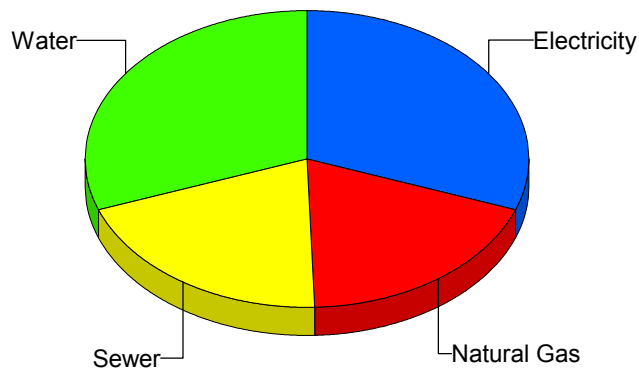
Cost Avoidance Program

Cost Summary Graph

Grouped by Energy Type

Energy Type	Use	Units	Meter Cost	Special Charges	Total Cost	Avg Unit Cost	% of Total Cost
Site: NORTHEAST AREA TRANS - NORTHEAST AREA TRANS							
Electricity	5,323	KWH	\$512.31	\$0.00	\$512.31	0.0962	30.43%
Natural Gas	208	CCF	\$319.93	\$0.00	\$319.93	1.5381	19.00%
Water	96	CCF	\$513.89	\$0.00	\$513.89	5.3530	30.52%
Sewer	41	CCF	\$337.50	\$0.00	\$337.50	8.2317	20.05%
Total Cost:			\$1,683.63	\$0.00	\$1,683.63		

For
NORTHEAST
AREA TRANS



Electricity	30.4%
Natural Gas	19.0%
Sewer	20.0%
Water	30.5%
Total:	100.0%

Filters: Cost Center Name Not Equal To DoNotReport; Billing Period Equal To 201604All Meter CodesAll Group Names

elpaso

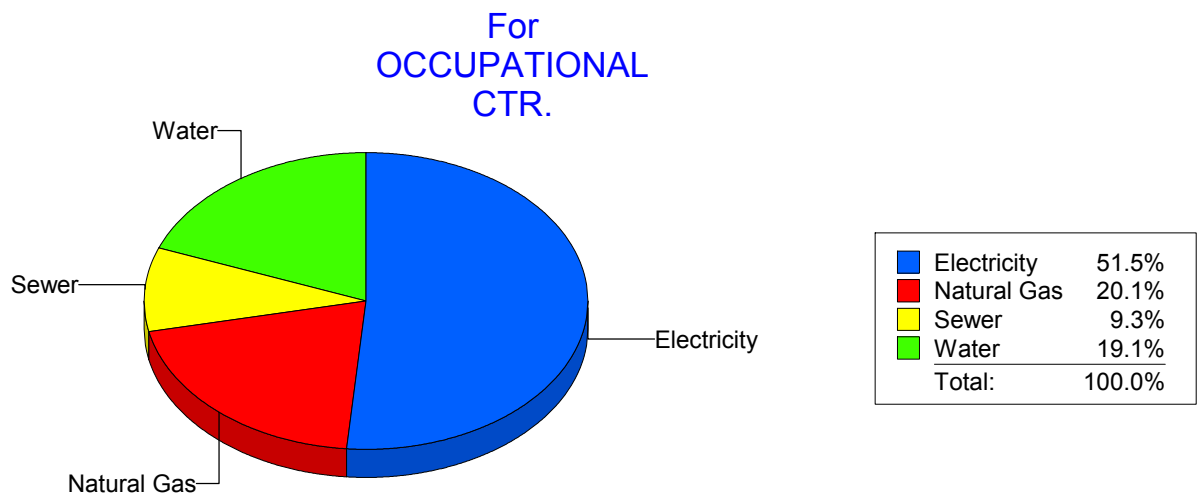
Energy CAP

Cost Avoidance Program

Cost Summary Graph

Grouped by Energy Type

Energy Type	Use	Units	Meter Cost	Special Charges	Total Cost	Avg Unit Cost	% of Total Cost
Site: OCCUPATIONAL CTR. - OCCUPATIONAL CTR.							
Electricity	4,200	KWH	\$399.22	\$0.00	\$399.22	0.0951	51.51%
Natural Gas	108	CCF	\$155.66	\$0.00	\$155.66	1.4413	20.08%
Water	18	CCF	\$147.80	\$0.00	\$147.80	8.2111	19.07%
Sewer	5	CCF	\$72.40	\$0.00	\$72.40	14.4800	9.34%
Total Cost:			\$775.08	\$0.00	\$775.08		



Filters: Cost Center Name Not Equal To DoNotReport; Billing Period Equal To 201604All Meter CodesAll Group Names

elpaso

Energy CAP

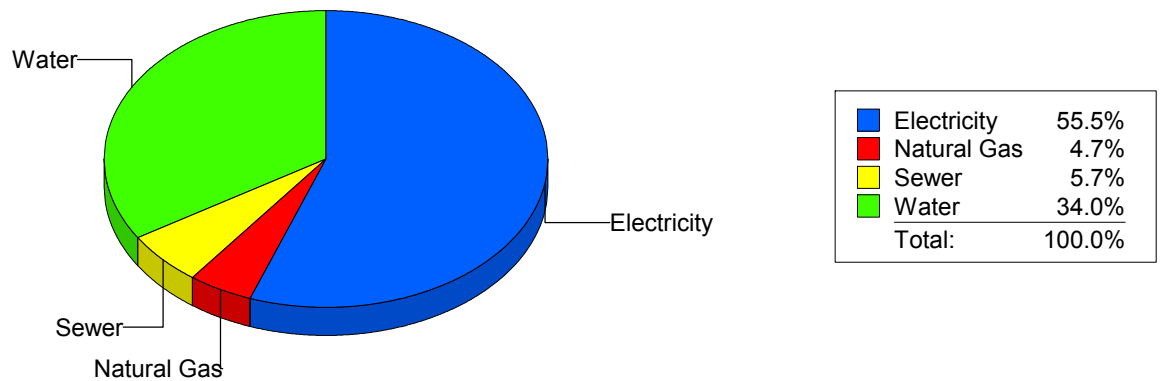
Cost Avoidance Program

Cost Summary Graph

Grouped by Energy Type

Energy Type	Use	Units	Meter Cost	Special Charges	Total Cost	Avg Unit Cost	% of Total Cost
Site: PARK ELEMENTARY - PARK ELEMENTARY							
Electricity	32,915	KWH	\$3,837.32	\$0.00	\$3,837.32	0.1166	55.52%
Natural Gas	242	CCF	\$327.69	\$0.00	\$327.69	1.3541	4.74%
Water	494	CCF	\$2,349.29	\$0.00	\$2,349.29	4.7556	33.99%
Sewer	90	CCF	\$397.17	\$0.00	\$397.17	4.4130	5.75%
Total Cost:			\$6,911.47	\$0.00	\$6,911.47		

For PARK
ELEMENTARY



Filters: Cost Center Name Not Equal To DoNotReport; Billing Period Equal To 201604All Meter CodesAll Group Names

elpaso

Energy CAP

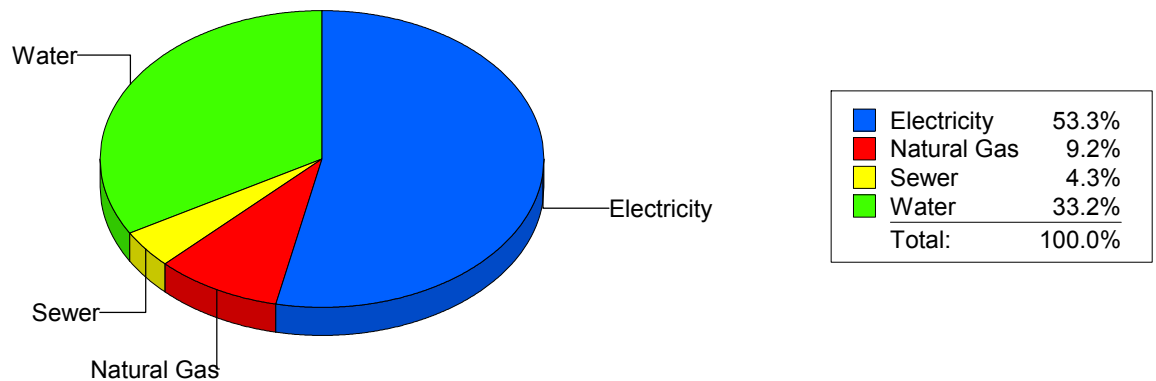
Cost Avoidance Program

Cost Summary Graph

Grouped by Energy Type

Energy Type	Use	Units	Meter Cost	Special Charges	Total Cost	Avg Unit Cost	% of Total Cost
Site: PAUL MORENO - PAUL MORENO							
Electricity	52,800	KWH	\$5,319.42	\$0.00	\$5,319.42	0.1007	53.28%
Natural Gas	1,557	CCF	\$915.10	\$0.00	\$915.10	0.5877	9.17%
Water	610	CCF	\$3,314.89	\$0.00	\$3,314.89	5.4342	33.20%
Sewer	109	CCF	\$433.97	\$0.00	\$433.97	3.9814	4.35%
Total Cost:			\$9,983.38	\$0.00	\$9,983.38		

For PAUL
MORENO



Filters: Cost Center Name Not Equal To DoNotReport; Billing Period Equal To 201604All Meter CodesAll Group Names

elpaso

Energy CAP

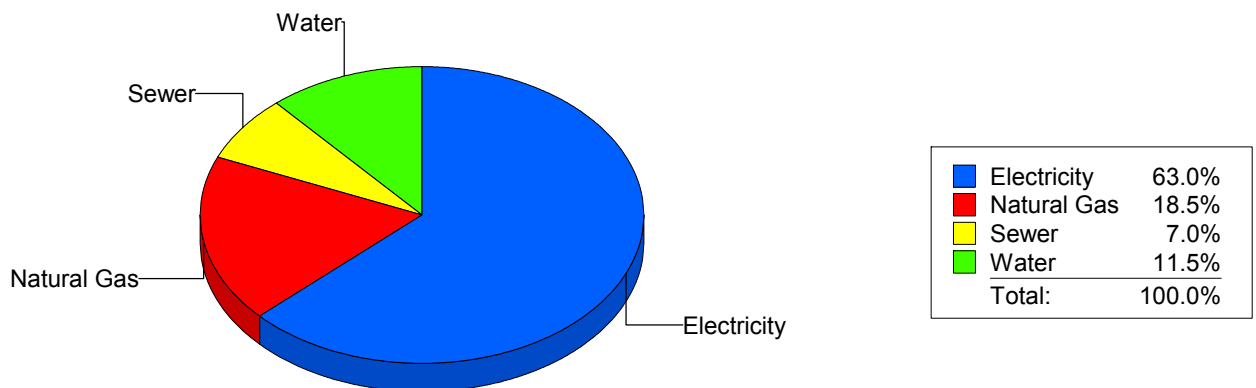
Cost Avoidance Program

Cost Summary Graph

Grouped by Energy Type

Energy Type	Use	Units	Meter Cost	Special Charges	Total Cost	Avg Unit Cost	% of Total Cost
Site: POLK ELEMENTARY - POLK ELEMENTARY							
Electricity	35,500	KWH	\$3,541.13	\$0.00	\$3,541.13	0.0998	62.98%
Natural Gas	1,848	CCF	\$1,041.31	\$0.00	\$1,041.31	0.5635	18.52%
Water	237	CCF	\$644.09	\$0.00	\$644.09	2.7177	11.46%
Sewer	62	CCF	\$396.22	\$0.00	\$396.22	6.3906	7.05%
Total Cost:			\$5,622.75	\$0.00	\$5,622.75		

For POLK
ELEMENTARY



Filters: Cost Center Name Not Equal To DoNotReport; Billing Period Equal To 201604All Meter CodesAll Group Names

elpaso

Energy CAP

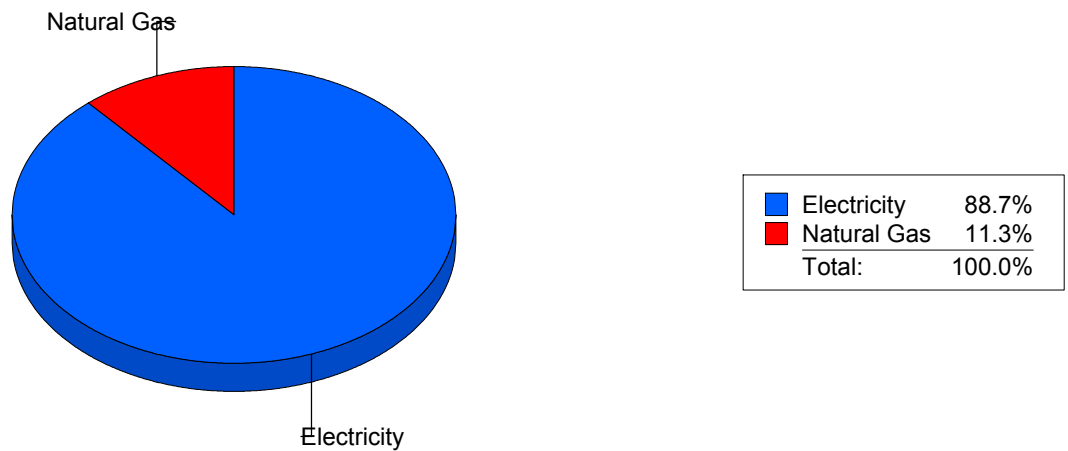
Cost Avoidance Program

Cost Summary Graph

Grouped by Energy Type

Energy Type	Use	Units	Meter Cost	Special Charges	Total Cost	Avg Unit Cost	% of Total Cost
Site: POWELL - POWELL							
Electricity	51,000	KWH	\$4,703.66	\$0.00	\$4,703.66	0.0922	88.67%
Natural Gas	1,109	CCF	\$601.07	\$0.00	\$601.07	0.5420	11.33%
Total Cost:			\$5,304.73	\$0.00	\$5,304.73		

For POWELL



Filters: Cost Center Name Not Equal To DoNotReport; Billing Period Equal To 201604All Meter CodesAll Group Names

elpaso

Energy CAP

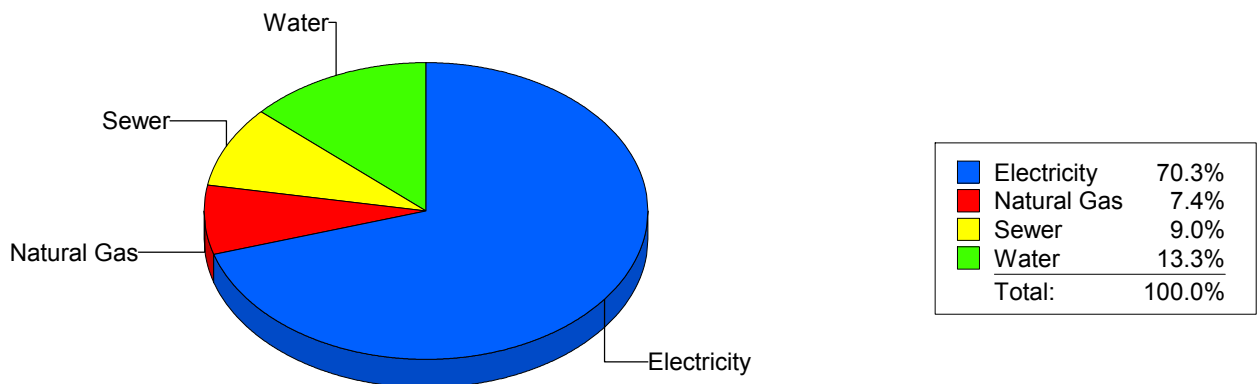
Cost Avoidance Program

Cost Summary Graph

Grouped by Energy Type

Energy Type	Use	Units	Meter Cost	Special Charges	Total Cost	Avg Unit Cost	% of Total Cost
Site: PUTNAM ELEMENTARY - PUTNAM ELEMENTARY							
Electricity	30,547	KWH	\$3,377.81	\$0.00	\$3,377.81	0.1106	70.29%
Natural Gas	287	CCF	\$355.27	\$0.00	\$355.27	1.2379	7.39%
Water	257	CCF	\$638.50	\$0.00	\$638.50	2.4844	13.29%
Sewer	122	CCF	\$434.19	\$0.00	\$434.19	3.5589	9.03%
Total Cost:			\$4,805.77	\$0.00	\$4,805.77		

For PUTNAM
ELEMENTARY



Filters: Cost Center Name Not Equal To DoNotReport; Billing Period Equal To 201604All Meter CodesAll Group Names

el Paso

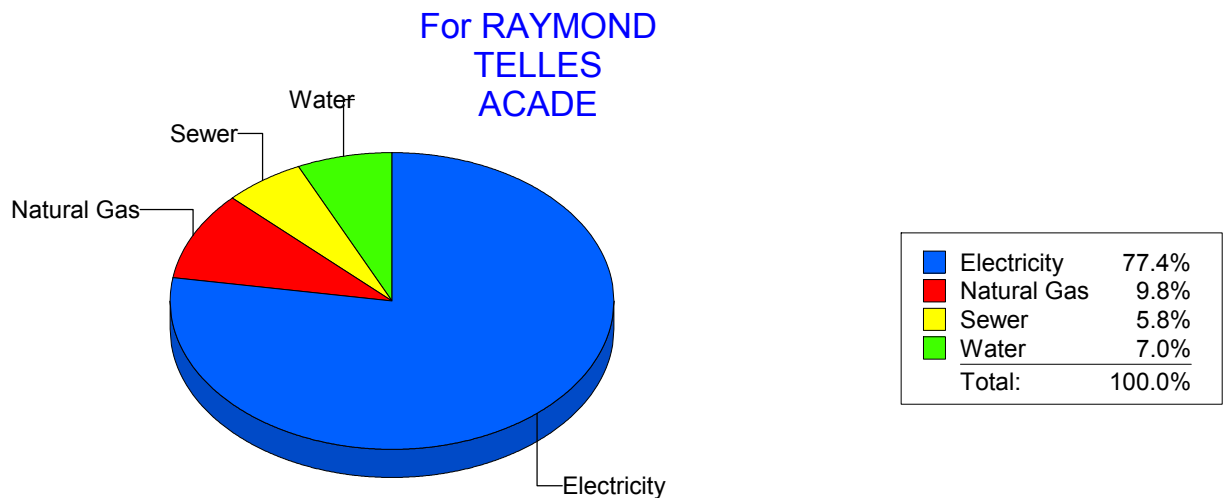
Energy CAP

Cost Avoidance Program

Cost Summary Graph

Grouped by Energy Type

Energy Type	Use	Units	Meter Cost	Special Charges	Total Cost	Avg Unit Cost	% of Total Cost
Site: RAYMOND TELLES ACADE - RAYMOND TELLES ACADE							
Electricity	36,000	KWH	\$3,485.22	\$0.00	\$3,485.22	0.0968	77.39%
Natural Gas	744	CCF	\$441.74	\$0.00	\$441.74	0.5937	9.81%
Water	68	CCF	\$317.08	\$0.00	\$317.08	4.6629	7.04%
Sewer	45	CCF	\$259.27	\$0.00	\$259.27	5.7616	5.76%
Total Cost:			\$4,503.31	\$0.00	\$4,503.31		



Filters: Cost Center Name Not Equal To DoNotReport; Billing Period Equal To 201604All Meter CodesAll Group Names

elpaso

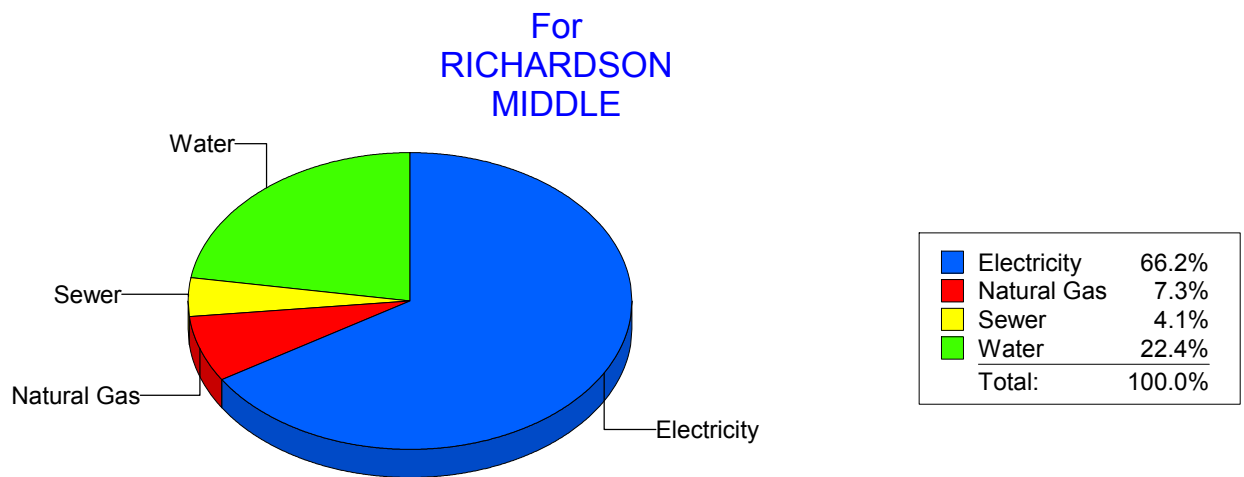
Energy CAP

Cost Avoidance Program

Cost Summary Graph

Grouped by Energy Type

Energy Type	Use	Units	Meter Cost	Special Charges	Total Cost	Avg Unit Cost	% of Total Cost
Site: RICHARDSON MIDDLE - RICHARDSON MIDDLE							
Electricity	91,500	KWH	\$10,405.46	\$0.00	\$10,405.46	0.1137	66.18%
Natural Gas	2,348	CCF	\$1,141.91	\$0.00	\$1,141.91	0.4863	7.26%
Water	644	CCF	\$3,523.60	\$0.00	\$3,523.60	5.4714	22.41%
Sewer	79	CCF	\$651.97	\$0.00	\$651.97	8.2528	4.15%
Total Cost:			\$15,722.94	\$0.00	\$15,722.94		



Filters: Cost Center Name Not Equal To DoNotReport; Billing Period Equal To 201604All Meter CodesAll Group Names

elpaso

Energy CAP

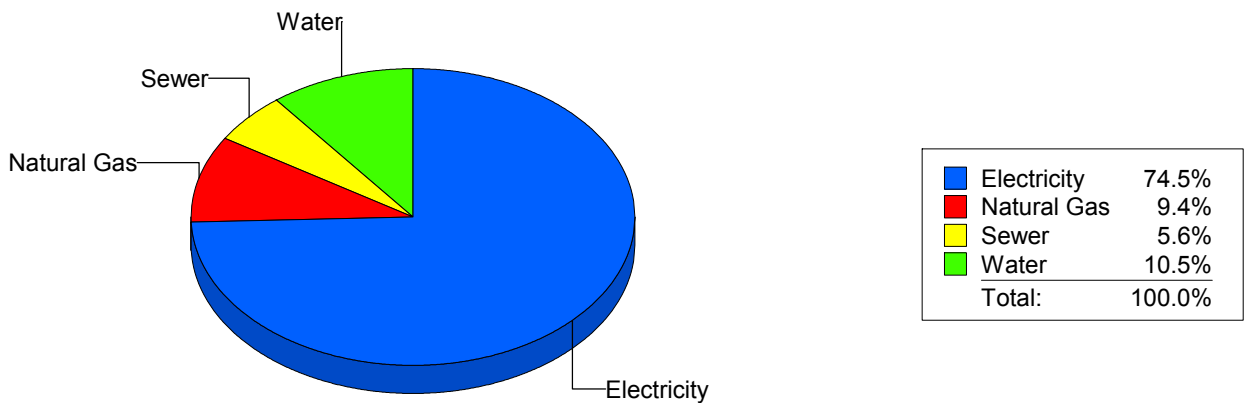
Cost Avoidance Program

Cost Summary Graph

Grouped by Energy Type

Energy Type	Use	Units	Meter Cost	Special Charges	Total Cost	Avg Unit Cost	% of Total Cost
Site: RIVERA ELEMENTARY - RIVERA ELEMENTARY							
Electricity	55,080	KWH	\$5,649.36	\$0.00	\$5,649.36	0.1026	74.54%
Natural Gas	1,366	CCF	\$713.24	\$0.00	\$713.24	0.5221	9.41%
Water	222	CCF	\$792.12	\$0.00	\$792.12	3.5681	10.45%
Sewer	119	CCF	\$424.27	\$0.00	\$424.27	3.5653	5.60%
Total Cost:			\$7,578.99	\$0.00	\$7,578.99		

For RIVERA
ELEMENTARY



Filters: Cost Center Name Not Equal To DoNotReport; Billing Period Equal To 201604All Meter CodesAll Group Names

elpaso

Energy CAP

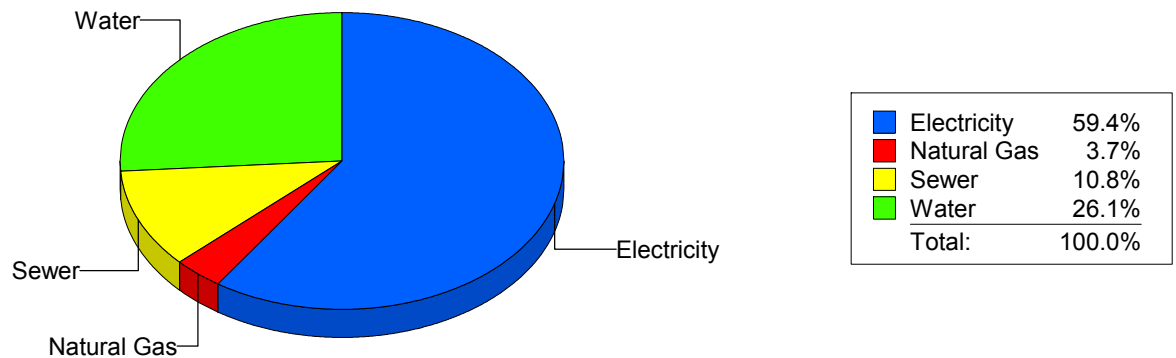
Cost Avoidance Program

Cost Summary Graph

Grouped by Energy Type

Energy Type	Use	Units	Meter Cost	Special Charges	Total Cost	Avg Unit Cost	% of Total Cost
Site: ROBERTS ELEMENTARY - ROBERTS ELEMENTARY							
Electricity	38,260	KWH	\$3,610.77	\$0.00	\$3,610.77	0.0944	59.40%
Natural Gas	263	CCF	\$226.67	\$0.00	\$226.67	0.8619	3.73%
Water	600	CCF	\$1,584.03	\$0.00	\$1,584.03	2.6401	26.06%
Sewer	298	CCF	\$656.92	\$0.00	\$656.92	2.2044	10.81%
Total Cost:			\$6,078.39	\$0.00	\$6,078.39		

For ROBERTS
ELEMENTARY



Filters: Cost Center Name Not Equal To DoNotReport; Billing Period Equal To 201604All Meter CodesAll Group Names

elpaso

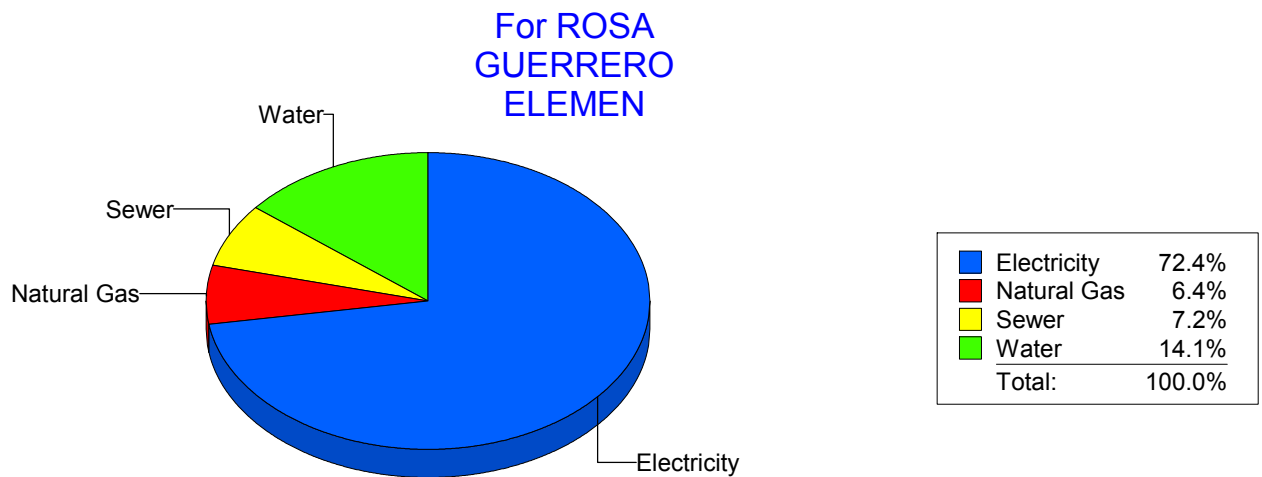
Energy CAP

Cost Avoidance Program

Cost Summary Graph

Grouped by Energy Type

Energy Type	Use	Units	Meter Cost	Special Charges	Total Cost	Avg Unit Cost	% of Total Cost
Site: ROSA GUERRERO ELEMEN - ROSA GUERRERO ELEMEN							
Electricity	39,020	KWH	\$4,671.17	\$0.00	\$4,671.17	0.1197	72.37%
Natural Gas	410	CCF	\$412.46	\$0.00	\$412.46	1.0060	6.39%
Water	260	CCF	\$907.08	\$0.00	\$907.08	3.4888	14.05%
Sewer	140	CCF	\$463.73	\$0.00	\$463.73	3.3124	7.18%
Total Cost:			\$6,454.44	\$0.00	\$6,454.44		



Filters: Cost Center Name Not Equal To DoNotReport; Billing Period Equal To 201604All Meter CodesAll Group Names

elpaso

Energy CAP

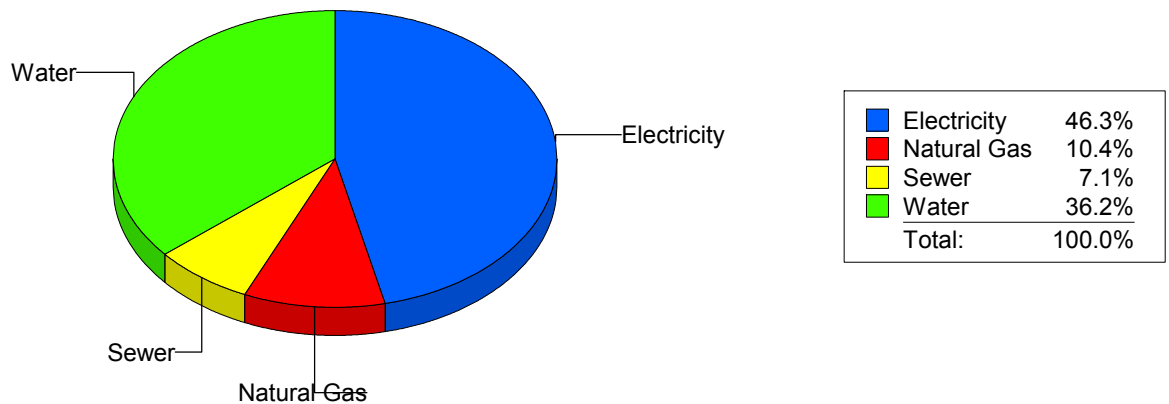
Cost Avoidance Program

Cost Summary Graph

Grouped by Energy Type

Energy Type	Use	Units	Meter Cost	Special Charges	Total Cost	Avg Unit Cost	% of Total Cost
Site: ROSS MIDDLE SCHOOL - ROSS MIDDLE SCHOOL							
Electricity	56,449	KWH	\$6,032.18	\$0.00	\$6,032.18	0.1069	46.26%
Natural Gas	2,852	CCF	\$1,361.92	\$0.00	\$1,361.92	0.4775	10.44%
Water	1,406	CCF	\$4,718.87	\$0.00	\$4,718.87	3.3562	36.19%
Sewer	678	CCF	\$927.52	\$0.00	\$927.52	1.3680	7.11%
Total Cost:			\$13,040.49	\$0.00	\$13,040.49		

For ROSS
MIDDLE
SCHOOL



Filters: Cost Center Name Not Equal To DoNotReport; Billing Period Equal To 201604All Meter CodesAll Group Names

elpaso

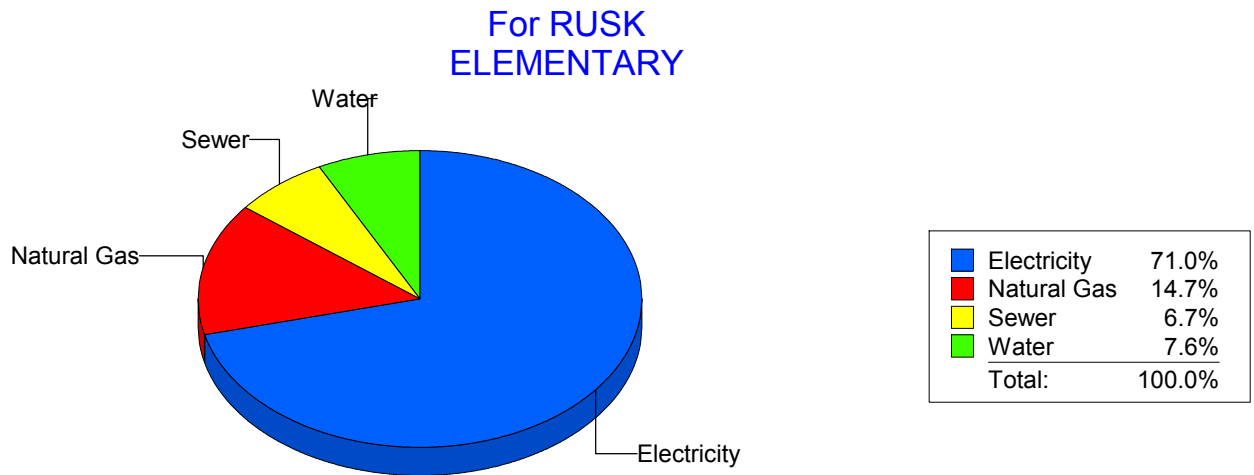
Energy CAP

Cost Avoidance Program

Cost Summary Graph

Grouped by Energy Type

Energy Type	Use	Units	Meter Cost	Special Charges	Total Cost	Avg Unit Cost	% of Total Cost
Site: RUSK ELEMENTARY - RUSK ELEMENTARY							
Electricity	26,388	KWH	\$2,834.82	\$0.00	\$2,834.82	0.1074	71.02%
Natural Gas	531	CCF	\$585.69	\$0.00	\$585.69	1.1030	14.67%
Water	72	CCF	\$302.54	\$0.00	\$302.54	4.2019	7.58%
Sewer	142	CCF	\$268.57	\$0.00	\$268.57	1.8913	6.73%
Total Cost:			\$3,991.62	\$0.00	\$3,991.62		



Filters: Cost Center Name Not Equal To DoNotReport; Billing Period Equal To 201604All Meter CodesAll Group Names

el Paso

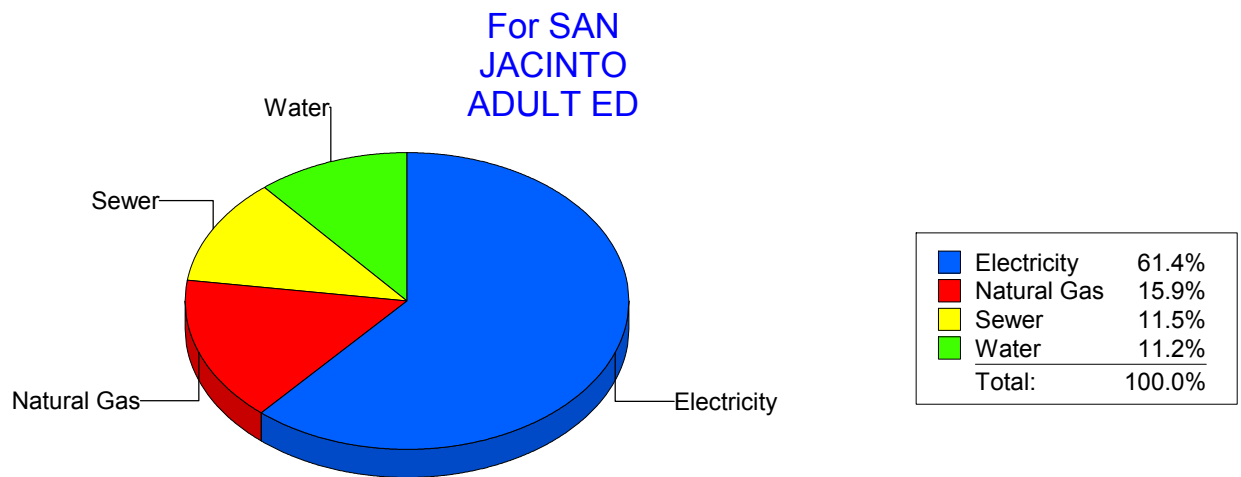
Energy CAP

Cost Avoidance Program

Cost Summary Graph

Grouped by Energy Type

Energy Type	Use	Units	Meter Cost	Special Charges	Total Cost	Avg Unit Cost	% of Total Cost
Site: SAN JACINTO ADULT ED - SAN JACINTO ADULT ED							
Electricity	6,400	KWH	\$793.64	\$0.00	\$793.64	0.1240	61.40%
Natural Gas	218	CCF	\$206.17	\$0.00	\$206.17	0.9457	15.95%
Water	34	CCF	\$144.45	\$0.00	\$144.45	4.2485	11.17%
Sewer	25	CCF	\$148.36	\$0.00	\$148.36	5.9344	11.48%
Total Cost:			\$1,292.62	\$0.00	\$1,292.62		



Filters: Cost Center Name Not Equal To DoNotReport; Billing Period Equal To 201604All Meter CodesAll Group Names

elpaso

Energy CAP

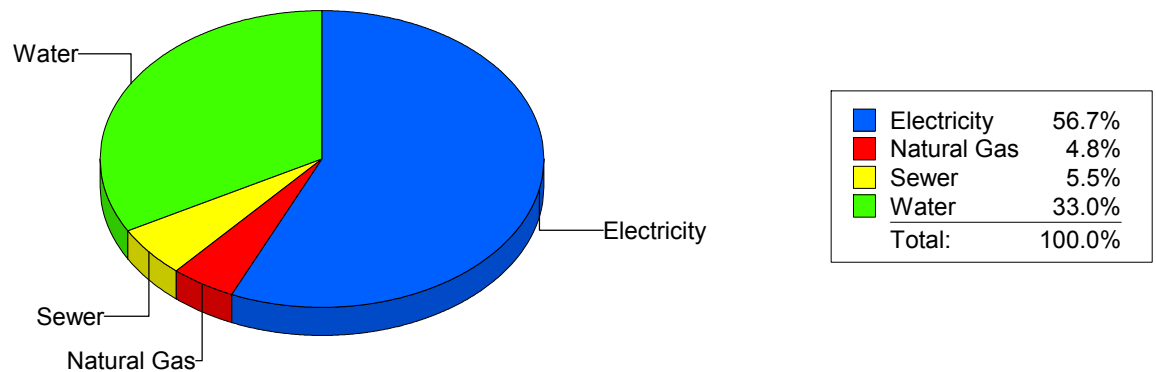
Cost Avoidance Program

Cost Summary Graph

Grouped by Energy Type

Energy Type	Use	Units	Meter Cost	Special Charges	Total Cost	Avg Unit Cost	% of Total Cost
Site: SCHUSTER ELEMENTARY - SCHUSTER ELEMENTARY							
Electricity	17,317	KWH	\$1,932.85	\$0.00	\$1,932.85	0.1116	56.68%
Natural Gas	127	CCF	\$164.38	\$0.00	\$164.38	1.2943	4.82%
Water	263	CCF	\$1,124.89	\$0.00	\$1,124.89	4.2771	32.99%
Sewer	134	CCF	\$187.96	\$0.00	\$187.96	1.4027	5.51%
Total Cost:			\$3,410.08	\$0.00	\$3,410.08		

For
SCHUSTER
ELEMENTARY



Filters: Cost Center Name Not Equal To DoNotReport; Billing Period Equal To 201604All Meter CodesAll Group Names

elpaso

Energy CAP

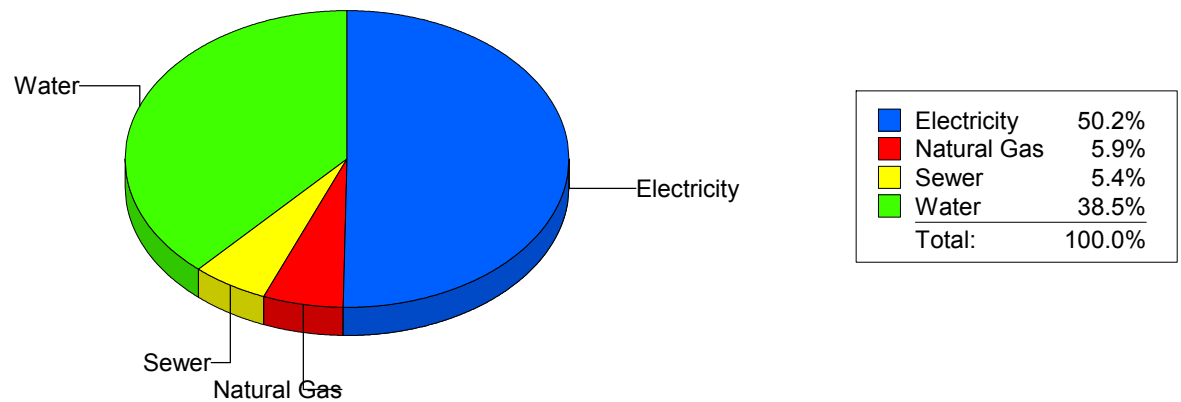
Cost Avoidance Program

Cost Summary Graph

Grouped by Energy Type

Energy Type	Use	Units	Meter Cost	Special Charges	Total Cost	Avg Unit Cost	% of Total Cost
Site: STANTON ELEMENTARY - STANTON ELEMENTARY							
Electricity	23,433	KWH	\$3,067.97	\$0.00	\$3,067.97	0.1309	50.20%
Natural Gas	301	CCF	\$362.16	\$0.00	\$362.16	1.2032	5.93%
Water	517	CCF	\$2,349.76	\$0.00	\$2,349.76	4.5450	38.45%
Sewer	200	CCF	\$331.31	\$0.00	\$331.31	1.6566	5.42%
Total Cost:			\$6,111.20	\$0.00	\$6,111.20		

For STANTON
ELEMENTARY



Filters: Cost Center Name Not Equal To DoNotReport; Billing Period Equal To 201604All Meter CodesAll Group Names

elpaso

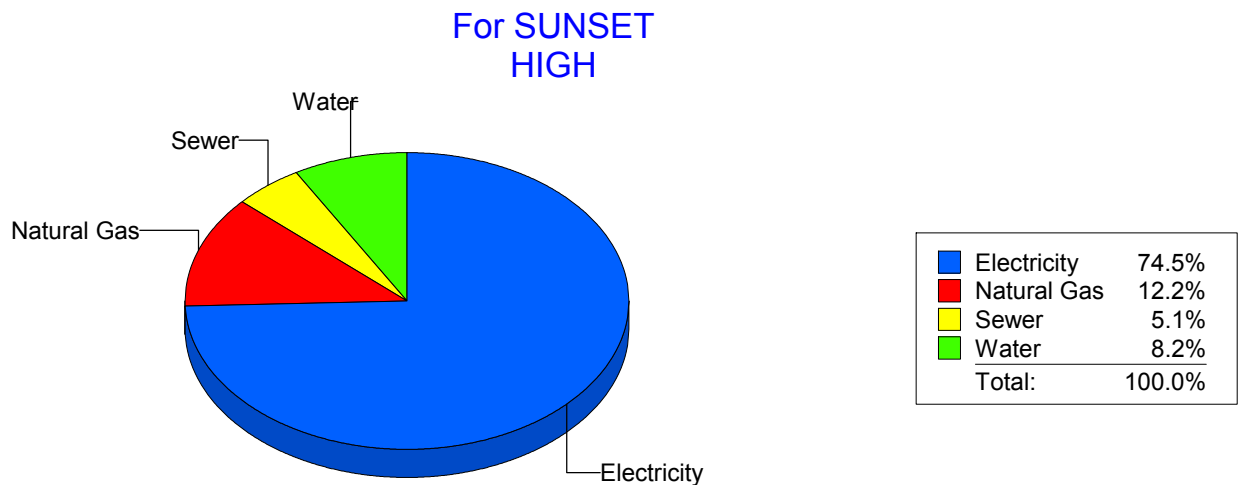
Energy CAP

Cost Avoidance Program

Cost Summary Graph

Grouped by Energy Type

Energy Type	Use	Units	Meter Cost	Special Charges	Total Cost	Avg Unit Cost	% of Total Cost
Site: SUNSET HIGH - SUNSET HIGH							
Electricity	17,920	KWH	\$1,745.41	\$0.00	\$1,745.41	0.0974	74.47%
Natural Gas	391	CCF	\$285.29	\$0.00	\$285.29	0.7296	12.17%
Water	49	CCF	\$192.83	\$0.00	\$192.83	3.9353	8.23%
Sewer	32	CCF	\$120.31	\$0.00	\$120.31	3.7597	5.13%
Total Cost:			\$2,343.84	\$0.00	\$2,343.84		



Filters: Cost Center Name Not Equal To DoNotReport; Billing Period Equal To 201604All Meter CodesAll Group Names

elpaso

Energy CAP

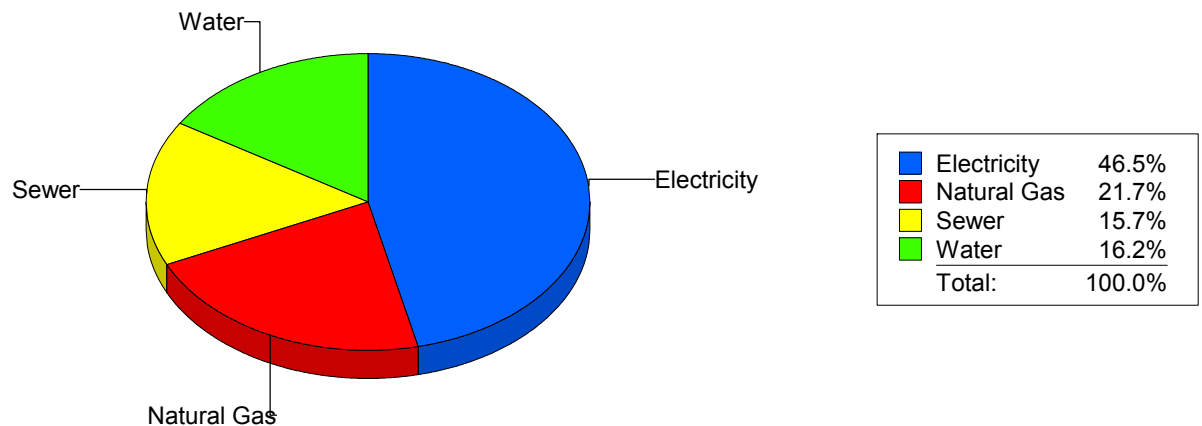
Cost Avoidance Program

Cost Summary Graph

Grouped by Energy Type

Energy Type	Use	Units	Meter Cost	Special Charges	Total Cost	Avg Unit Cost	% of Total Cost
Site: TENNISCENTER - TENNIS CENTER							
Electricity	477 KWH		\$254.08	\$0.00	\$254.08	0.5327	46.46%
Natural Gas	0 CCF		\$118.47	\$0.00	\$118.47	0.0000	21.66%
Water	4 CCF		\$88.65	\$0.00	\$88.65	22.1625	16.21%
Sewer	2 CCF		\$85.66	\$0.00	\$85.66	42.8300	15.66%
Total Cost:			\$546.86	\$0.00	\$546.86		

For TENNIS
CENTER



Filters: Cost Center Name Not Equal To DoNotReport; Billing Period Equal To 201604All Meter CodesAll Group Names

elpaso

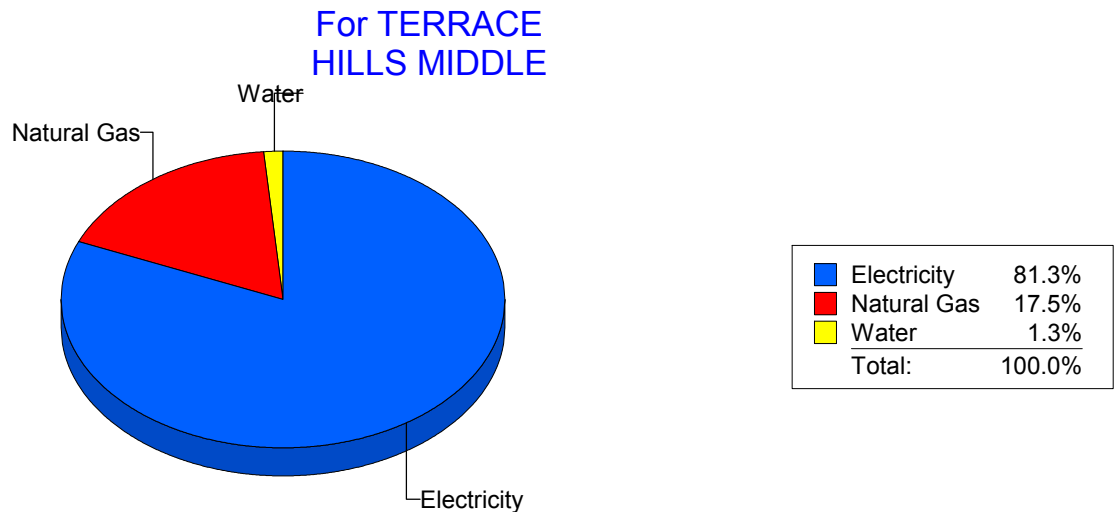
Energy CAP

Cost Avoidance Program

Cost Summary Graph

Grouped by Energy Type

Energy Type	Use	Units	Meter Cost	Special Charges	Total Cost	Avg Unit Cost	% of Total Cost
Site: TERRACE HILLS MIDDLE - TERRACE HILLS MIDDLE							
Electricity	31,200	KWH	\$3,035.57	\$0.00	\$3,035.57	0.0973	81.29%
Natural Gas	970	CCF	\$651.72	\$0.00	\$651.72	0.6719	17.45%
Water	0	CCF	\$47.14	\$0.00	\$47.14	0.0000	1.26%
Total Cost:			\$3,734.43	\$0.00	\$3,734.43		



Filters: Cost Center Name Not Equal To DoNotReport; Billing Period Equal To 201604All Meter CodesAll Group Names

elpaso

Energy CAP

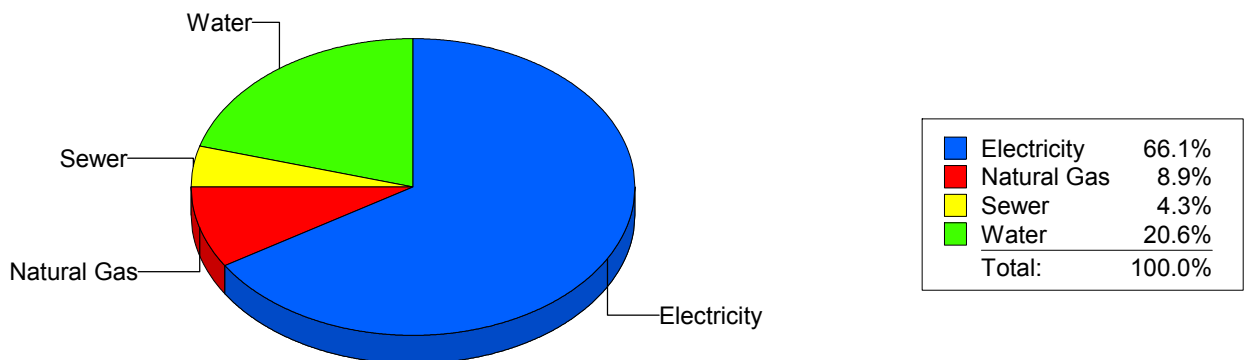
Cost Avoidance Program

Cost Summary Graph

Grouped by Energy Type

Energy Type	Use	Units	Meter Cost	Special Charges	Total Cost	Avg Unit Cost	% of Total Cost
Site: TIPPIN - TIPPIN ELEMENTARY							
Electricity	71,280	KWH	\$6,908.56	\$0.00	\$6,908.56	0.0969	66.12%
Natural Gas	1,873	CCF	\$934.46	\$0.00	\$934.46	0.4989	8.94%
Water	406	CCF	\$2,152.72	\$0.00	\$2,152.72	5.3023	20.60%
Sewer	89	CCF	\$452.32	\$0.00	\$452.32	5.0822	4.33%
Total Cost:			\$10,448.06	\$0.00	\$10,448.06		

For TIPPIN
ELEMENTARY



Filters: Cost Center Name Not Equal To DoNotReport; Billing Period Equal To 201604All Meter CodesAll Group Names

elpaso

Energy CAP

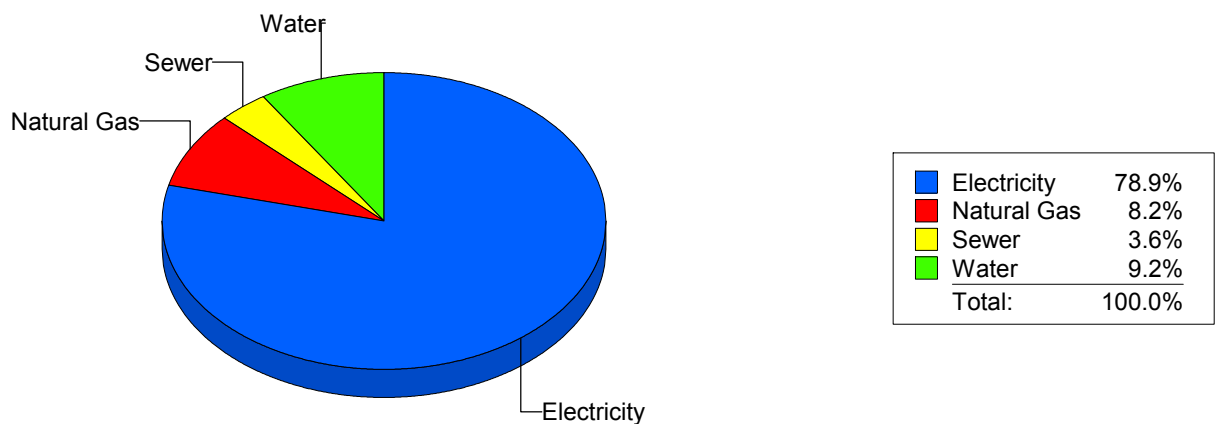
Cost Avoidance Program

Cost Summary Graph

Grouped by Energy Type

Energy Type	Use	Units	Meter Cost	Special Charges	Total Cost	Avg Unit Cost	% of Total Cost
Site: TOMLEA - TOM LEA							
Electricity	79,080	KWH	\$7,922.95	\$0.00	\$7,922.95	0.1002	78.93%
Natural Gas	1,629	CCF	\$828.05	\$0.00	\$828.05	0.5083	8.25%
Water	252	CCF	\$922.29	\$0.00	\$922.29	3.6599	9.19%
Sewer	105	CCF	\$364.87	\$0.00	\$364.87	3.4750	3.63%
Total Cost:			\$10,038.16	\$0.00	\$10,038.16		

For TOM LEA



Filters: Cost Center Name Not Equal To DoNotReport; Billing Period Equal To 201604All Meter CodesAll Group Names

elpaso

Energy CAP

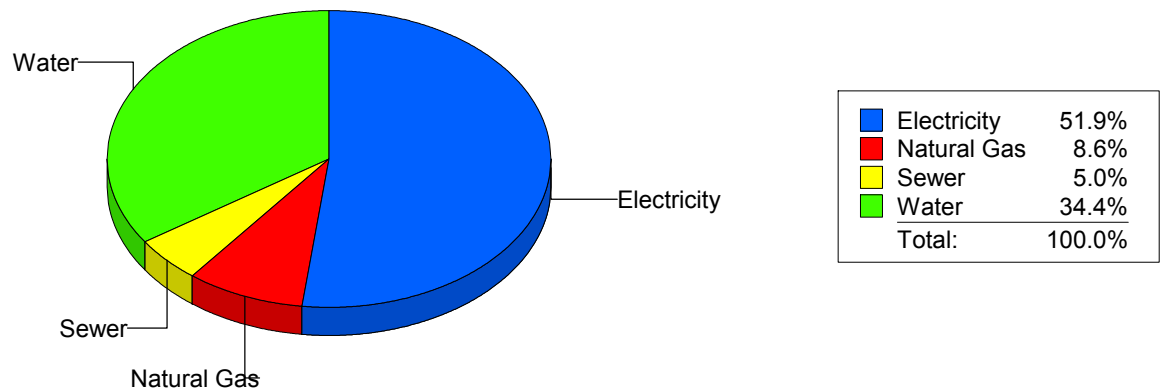
Cost Avoidance Program

Cost Summary Graph

Grouped by Energy Type

Energy Type	Use	Units	Meter Cost	Special Charges	Total Cost	Avg Unit Cost	% of Total Cost
Site: TRAVIS ELEMENTARY SC - TRAVIS ELEMENTARY SC							
Electricity	26,326	KWH	\$2,585.55	\$0.00	\$2,585.55	0.0982	51.89%
Natural Gas	450	CCF	\$430.79	\$0.00	\$430.79	0.9573	8.64%
Water	353	CCF	\$1,716.40	\$0.00	\$1,716.40	4.8623	34.44%
Sewer	61	CCF	\$250.46	\$0.00	\$250.46	4.1059	5.03%
Total Cost:			\$4,983.20	\$0.00	\$4,983.20		

For TRAVIS
ELEMENTARY
SC



Filters: Cost Center Name Not Equal To DoNotReport; Billing Period Equal To 201604All Meter CodesAll Group Names

elpaso

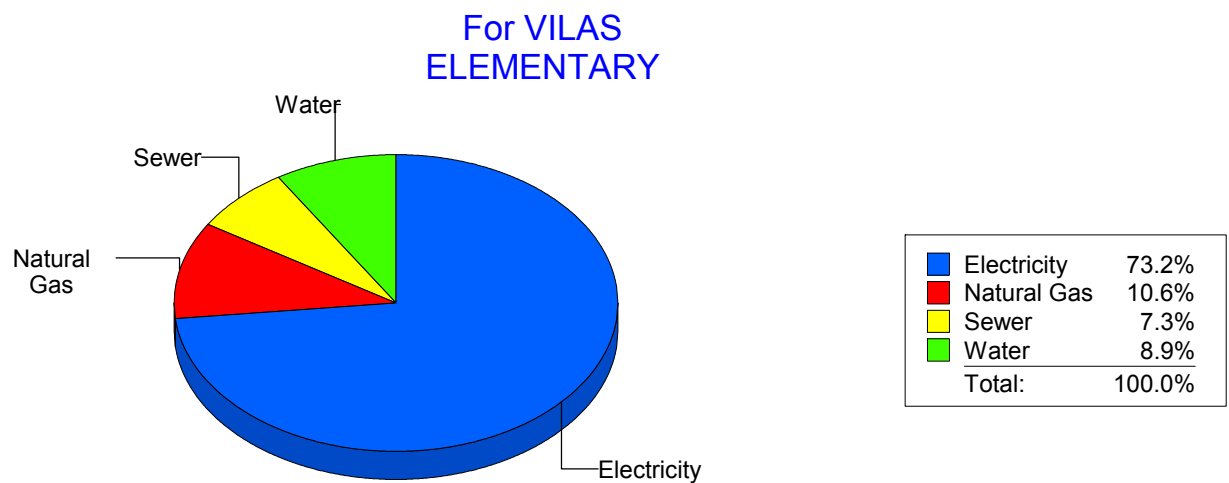
Energy CAP

Cost Avoidance Program

Cost Summary Graph

Grouped by Energy Type

Energy Type	Use	Units	Meter Cost	Special Charges	Total Cost	Avg Unit Cost	% of Total Cost
Site: VILAS ELEMENTARY - VILAS ELEMENTARY							
Electricity	36,588	KWH	\$4,734.84	\$0.00	\$4,734.84	0.1294	73.24%
Natural Gas	768	CCF	\$682.36	\$0.00	\$682.36	0.8885	10.56%
Water	132	CCF	\$572.92	\$0.00	\$572.92	4.3403	8.86%
Sewer	59	CCF	\$474.64	\$0.00	\$474.64	8.0447	7.34%
Total Cost:			\$6,464.76	\$0.00	\$6,464.76		



Filters: Cost Center Name Not Equal To DoNotReport; Billing Period Equal To 201604All Meter CodesAll Group Names

elpaso

Energy CAP

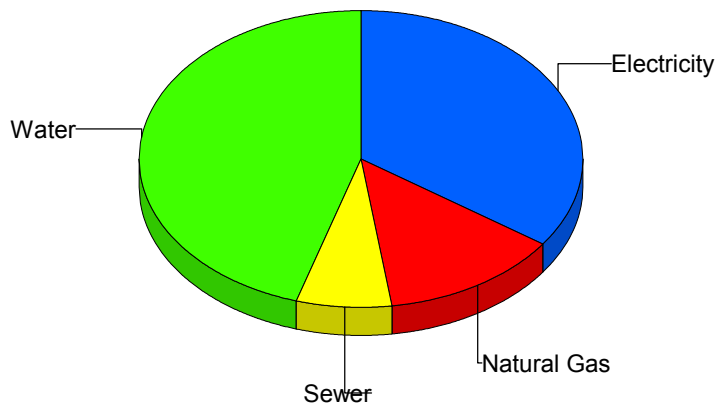
Cost Avoidance Program

Cost Summary Graph

Grouped by Energy Type

Energy Type	Use	Units	Meter Cost	Special Charges	Total Cost	Avg Unit Cost	% of Total Cost
Site: WAINWRIGHT ELEMENTAR - WAINWRIGHT ELEMENTAR							
Electricity	11,282	KWH	\$1,206.14	\$0.00	\$1,206.14	0.1069	34.74%
Natural Gas	518	CCF	\$449.65	\$0.00	\$449.65	0.8681	12.95%
Water	288	CCF	\$1,573.98	\$0.00	\$1,573.98	5.4652	45.33%
Sewer	26	CCF	\$242.27	\$0.00	\$242.27	9.3181	6.98%
Total Cost:			\$3,472.04	\$0.00	\$3,472.04		

For
WAINWRIGHT
ELEMENTAR



Electricity	34.7%
Natural Gas	13.0%
Sewer	7.0%
Water	45.3%
Total:	100.0%

Filters: Cost Center Name Not Equal To DoNotReport; Billing Period Equal To 201604All Meter CodesAll Group Names

elpaso

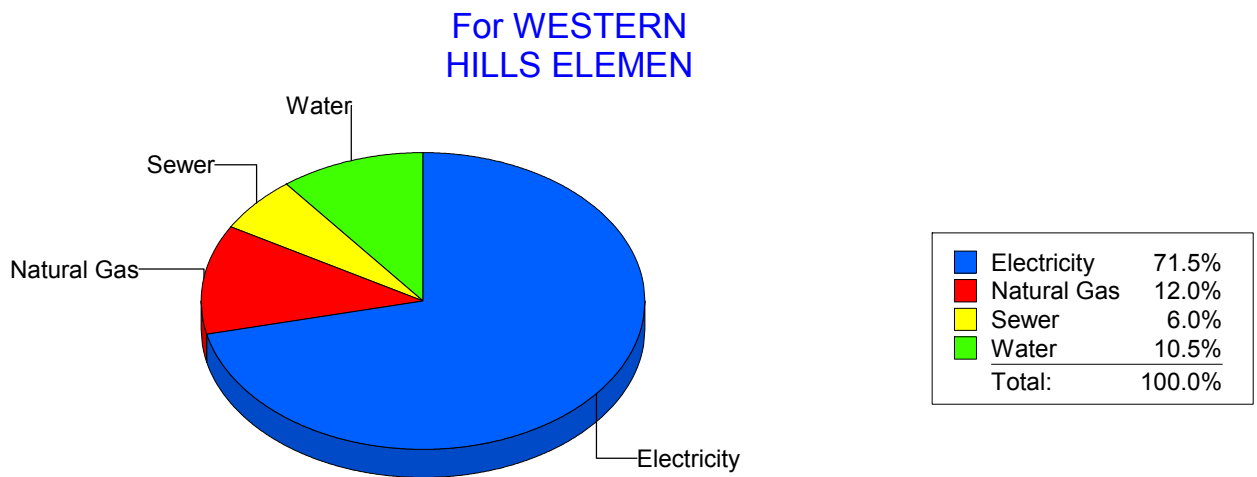
Energy CAP

Cost Avoidance Program

Cost Summary Graph

Grouped by Energy Type

Energy Type	Use	Units	Meter Cost	Special Charges	Total Cost	Avg Unit Cost	% of Total Cost
Site: WESTERN HILLS ELEMEN - WESTERN HILLS ELEMEN							
Electricity	43,080	KWH	\$4,600.85	\$0.00	\$4,600.85	0.1068	71.50%
Natural Gas	1,496	CCF	\$769.99	\$0.00	\$769.99	0.5147	11.97%
Water	198	CCF	\$677.08	\$0.00	\$677.08	3.4196	10.52%
Sewer	64	CCF	\$387.00	\$0.00	\$387.00	6.0469	6.01%
Total Cost:			\$6,434.92	\$0.00	\$6,434.92		



Filters: Cost Center Name Not Equal To DoNotReport; Billing Period Equal To 201604All Meter CodesAll Group Names

elpaso

Energy CAP

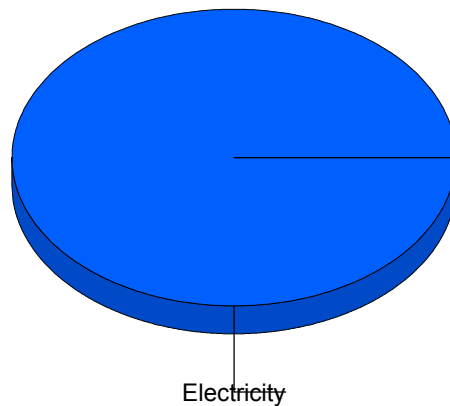
Cost Avoidance Program

Cost Summary Graph

Grouped by Energy Type

Energy Type	Use	Units	Meter Cost	Special Charges	Total Cost	Avg Unit Cost	% of Total Cost
Site: WESTSIDE TRANSPORTAT - WESTSIDE TRANSPORTAT							
Electricity		2,651 KWH	\$337.64	\$0.00	\$337.64	0.1274	100.00%
Total Cost:			\$337.64	\$0.00	\$337.64		

For WESTSIDE
TRANSPORTAT



■ Electricity	100.0%
Total:	100.0%

Filters: Cost Center Name Not Equal To DoNotReport; Billing Period Equal To 201604All Meter CodesAll Group Names

elpaso

Energy CAP

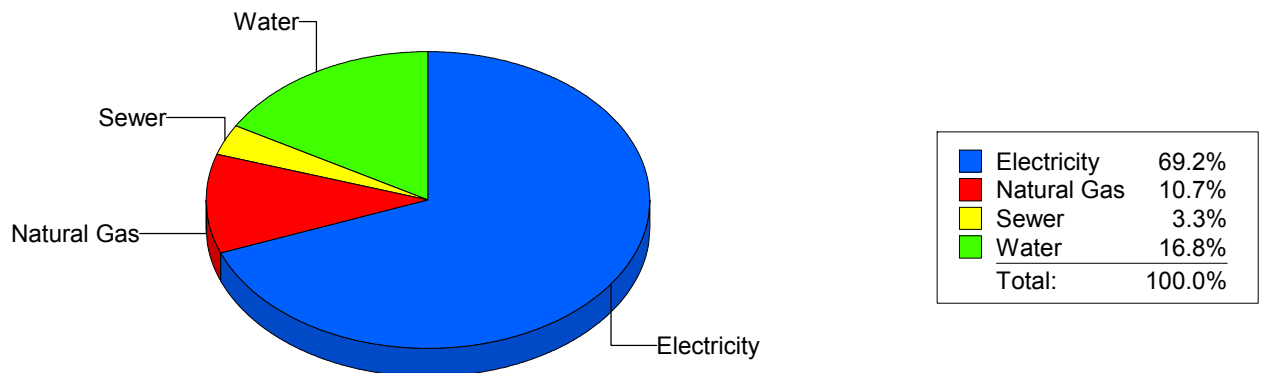
Cost Avoidance Program

Cost Summary Graph

Grouped by Energy Type

Energy Type	Use	Units	Meter Cost	Special Charges	Total Cost	Avg Unit Cost	% of Total Cost
Site: WHITAKER ELEMENTARY - WHITAKER ELEMENTARY							
Electricity	67,560	KWH	\$6,831.86	\$0.00	\$6,831.86	0.1011	69.24%
Natural Gas	2,146	CCF	\$1,053.74	\$0.00	\$1,053.74	0.4910	10.68%
Water	523	CCF	\$1,658.19	\$0.00	\$1,658.19	3.1705	16.80%
Sewer	86	CCF	\$323.62	\$0.00	\$323.62	3.7630	3.28%
Total Cost:			\$9,867.41	\$0.00	\$9,867.41		

For WHITAKER
ELEMENTARY



Filters: Cost Center Name Not Equal To DoNotReport; Billing Period Equal To 201604All Meter CodesAll Group Names

elpaso

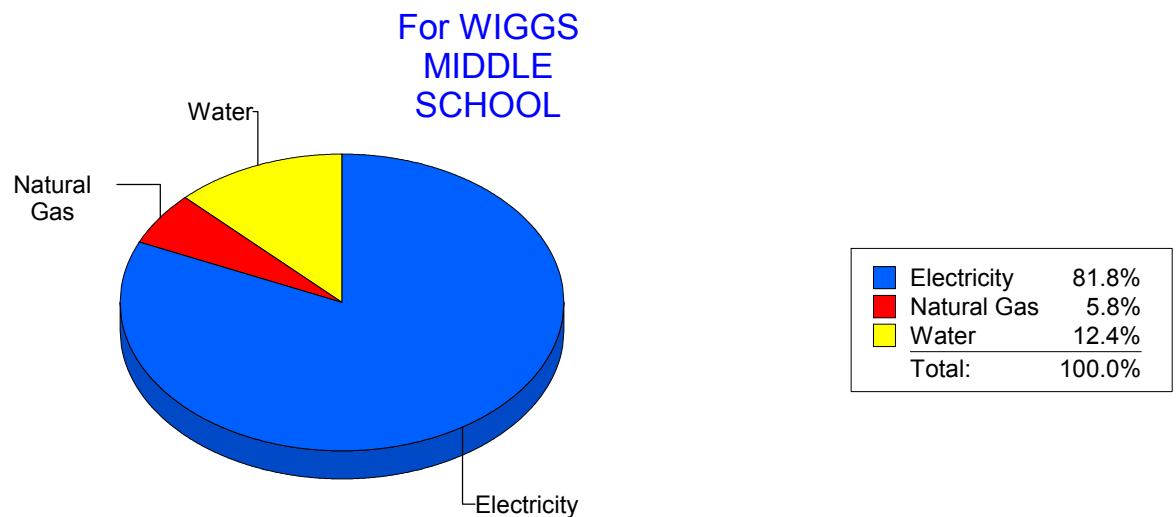
Energy CAP

Cost Avoidance Program

Cost Summary Graph

Grouped by Energy Type

Energy Type	Use	Units	Meter Cost	Special Charges	Total Cost	Avg Unit Cost	% of Total Cost
Site: WIGGS MIDDLE SCHOOL - WIGGS MIDDLE SCHOOL							
Electricity	50,120	KWH	\$5,162.07	\$0.00	\$5,162.07	0.1030	81.77%
Natural Gas	577	CCF	\$368.82	\$0.00	\$368.82	0.6392	5.84%
Water	228	CCF	\$782.09	\$0.00	\$782.09	3.4302	12.39%
Total Cost:			\$6,312.98	\$0.00	\$6,312.98		



Filters: Cost Center Name Not Equal To DoNotReport; Billing Period Equal To 201604All Meter CodesAll Group Names

elpaso

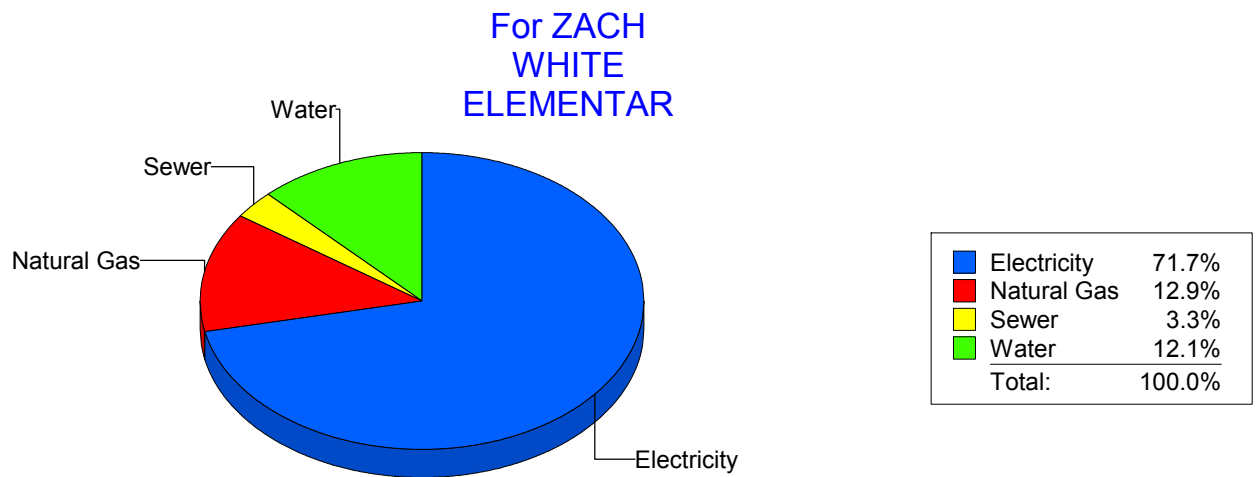
Energy CAP

Cost Avoidance Program

Cost Summary Graph

Grouped by Energy Type

Energy Type	Use	Units	Meter Cost	Special Charges	Total Cost	Avg Unit Cost	% of Total Cost
Site: ZACH WHITE ELEMENTAR - ZACH WHITE ELEMENTAR							
Electricity	57,900	KWH	\$6,401.01	\$0.00	\$6,401.01	0.1106	71.69%
Natural Gas	2,116	CCF	\$1,156.05	\$0.00	\$1,156.05	0.5463	12.95%
Water	215	CCF	\$1,080.25	\$0.00	\$1,080.25	5.0244	12.10%
Sewer	75	CCF	\$291.77	\$0.00	\$291.77	3.8903	3.27%
Total Cost:			\$8,929.08	\$0.00	\$8,929.08		



Filters: Cost Center Name Not Equal To DoNotReport; Billing Period Equal To 201604All Meter CodesAll Group Names

elpaso

Energy CAP

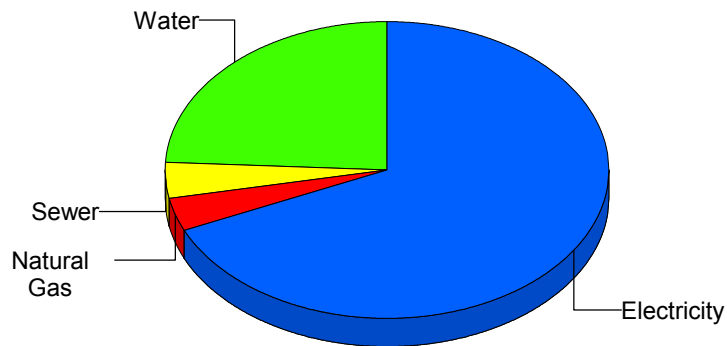
Cost Avoidance Program

Cost Summary Graph

Grouped by Energy Type

Energy Type	Use	Units	Meter Cost	Special Charges	Total Cost	Avg Unit Cost	% of Total Cost
Site: ZAVALA ELEMENTARY SC - ZAVALA ELEMENTARY SC							
Electricity	28,500	KWH	\$2,657.69	\$0.00	\$2,657.69	0.0933	68.24%
Natural Gas	92	CCF	\$149.32	\$0.00	\$149.32	1.6230	3.83%
Water	180	CCF	\$939.53	\$0.00	\$939.53	5.2196	24.12%
Sewer	41	CCF	\$148.36	\$0.00	\$148.36	3.6185	3.81%
Total Cost:			\$3,894.90	\$0.00	\$3,894.90		

For ZAVALA
ELEMENTARY
SC



Electricity	68.2%
Natural Gas	3.8%
Sewer	3.8%
Water	24.1%
Total:	100.0%

Filters: Cost Center Name Not Equal To DoNotReport; Billing Period Equal To 201604All Meter CodesAll Group Names

elpaso

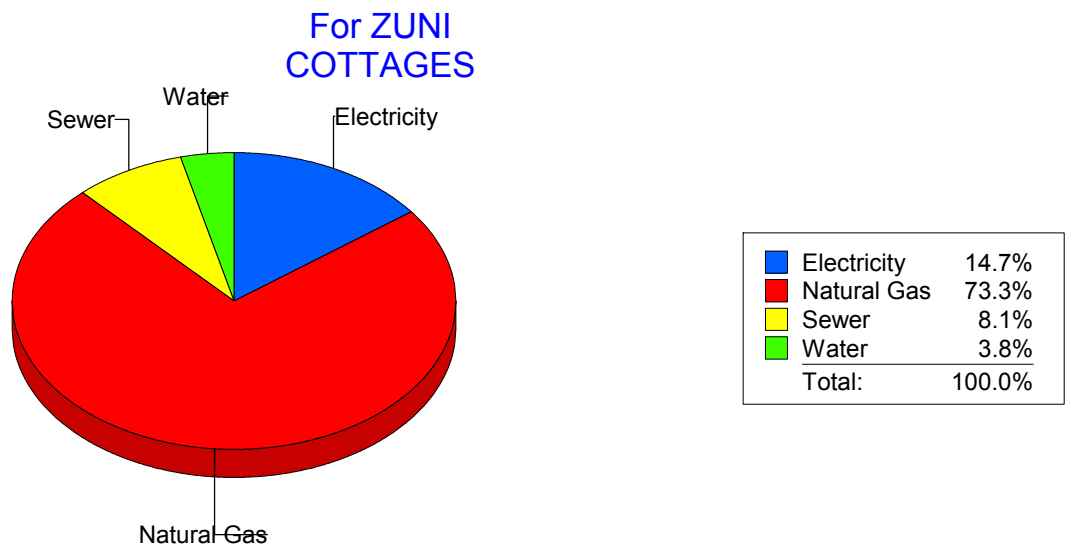
Energy CAP

Cost Avoidance Program

Cost Summary Graph

Grouped by Energy Type

Energy Type	Use	Units	Meter Cost	Special Charges	Total Cost	Avg Unit Cost	% of Total Cost
Site: ZUNI COTTAGES - ZUNI COTTAGES							
Electricity		30 KWH	\$47.72	\$0.00	\$47.72	1.5907	14.75%
Natural Gas		1 CCF	\$237.28	\$0.00	\$237.28	237.2800	73.33%
Water		0 CCF	\$12.40	\$0.00	\$12.40	0.0000	3.83%
Sewer		0 CCF	\$26.20	\$0.00	\$26.20	0.0000	8.10%
Total Cost:			\$323.60	\$0.00	\$323.60		



Filters: Cost Center Name Not Equal To DoNotReport; Billing Period Equal To 201604All Meter CodesAll Group Names

el Paso

Energy CAP

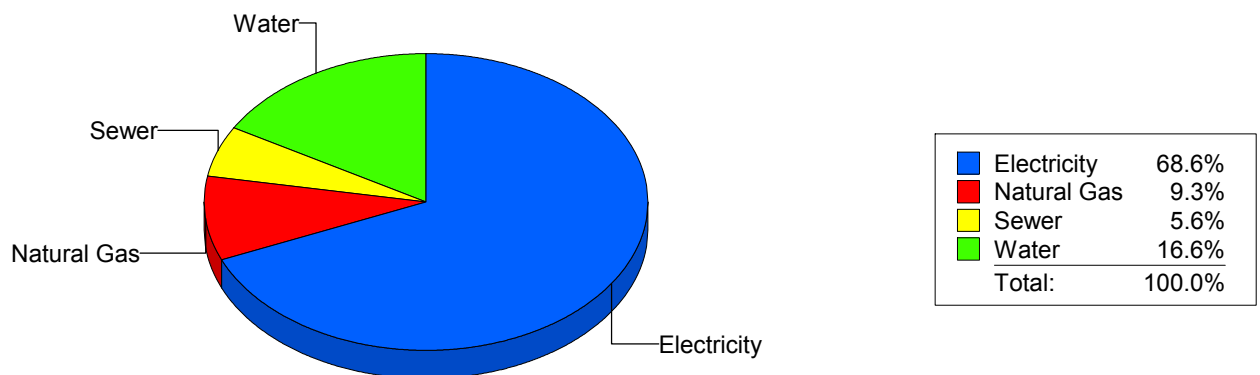
Cost Avoidance Program

Cost Summary Graph

Grouped by Energy Type

Energy Type	Use	Units	Meter Cost	Special Charges	Total Cost	Avg Unit Cost	% of Total Cost
All Sites							
Electricity	6,087,851	KWH	\$614,956.23	\$0.00	\$614,956.23	0.1010	68.56%
Natural Gas	159,307	CCF	\$83,447.97	\$0.00	\$83,447.97	0.5238	9.30%
Water	44,553	CCF	\$148,503.93	\$0.00	\$148,503.93	3.3332	16.56%
Sewer	16,134	CCF	\$50,070.46	\$0.00	\$50,070.46	3.1034	5.58%
Total Cost:			\$896,978.59	\$0.00	\$896,978.59		

For All Sites



Filters: Cost Center Name Not Equal To DoNotReport; Billing Period Equal To 201604All Meter CodesAll Group Names