

elpaso

Energy CAP

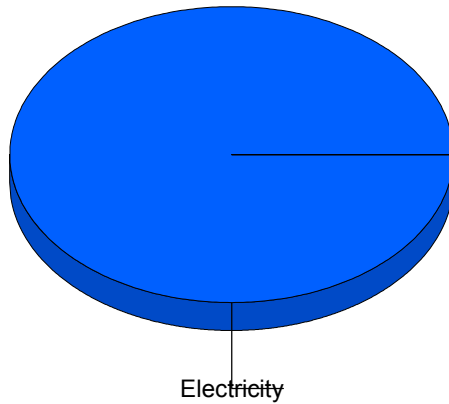
Cost Avoidance Program

Cost Summary Graph

Grouped by Energy Type

Energy Type	Use	Units	Meter Cost	Special Charges	Total Cost	Avg Unit Cost	% of Total Cost
Site: ALAMO ELEMENTARY SCH - ALAMO ELEMENTARY SCH							
Electricity		7,000 KWH	\$750.59	\$0.00	\$750.59	0.1072	100.00%
Total Cost:			\$750.59	\$0.00	\$750.59		

For ALAMO
ELEMENTARY
SCH



■ Electricity	100.0%
Total:	100.0%

Filters: Cost Center Name Not Equal To DoNotReport; Billing Period Equal To 201407All Meter CodesAll Group Names

el paso

Energy CAP

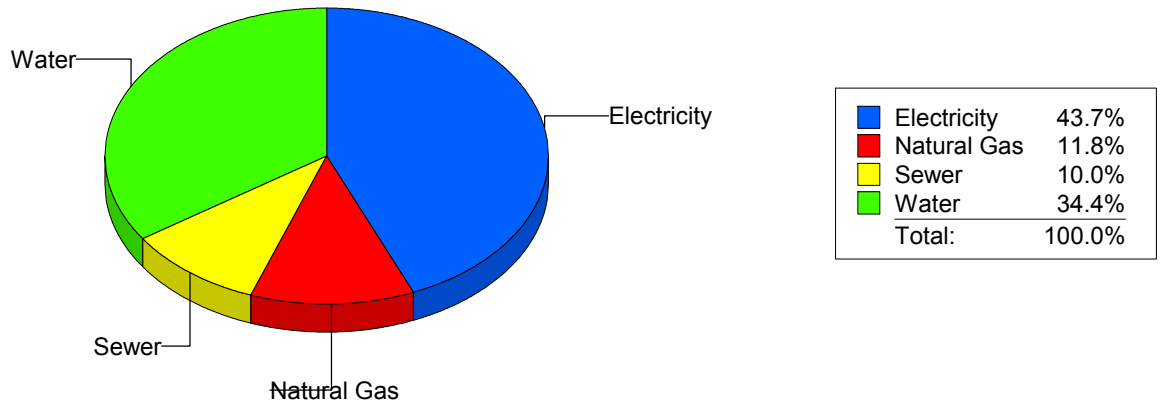
Cost Avoidance Program

Cost Summary Graph

Grouped by Energy Type

Energy Type	Use	Units	Meter Cost	Special Charges	Total Cost	Avg Unit Cost	% of Total Cost
Site: ALTA VISTA ELEMENTAR - ALTA VISTA ELEMENTAR							
Electricity	7,800	KWH	\$919.35	\$0.00	\$919.35	0.1179	43.75%
Natural Gas	178	CCF	\$248.64	\$0.00	\$248.64	1.3969	11.83%
Water	273	CCF	\$722.62	\$0.00	\$722.62	2.6470	34.39%
Sewer	104	CCF	\$210.84	\$0.00	\$210.84	2.0273	10.03%
Total Cost:			\$2,101.45	\$0.00	\$2,101.45		

For ALTA VISTA ELEMENTAR



Filters: Cost Center Name Not Equal To DoNotReport; Billing Period Equal To 201407All Meter CodesAll Group Names

el Paso

Energy CAP

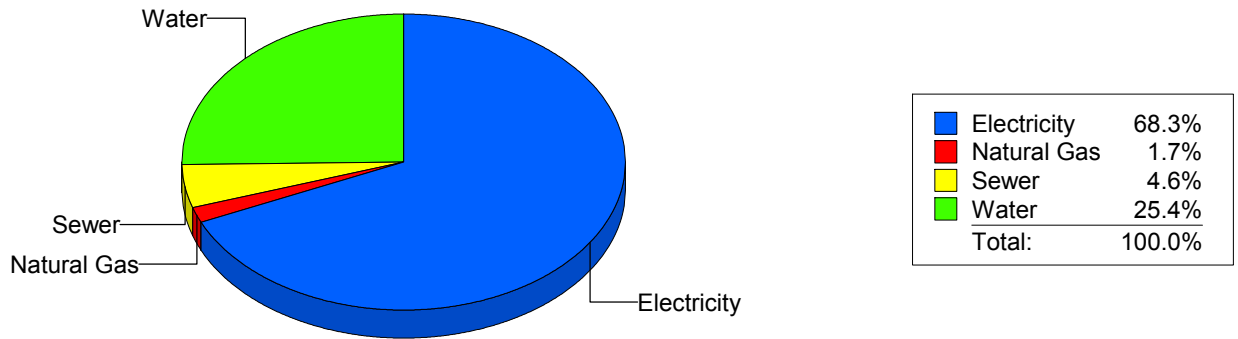
Cost Avoidance Program

Cost Summary Graph

Grouped by Energy Type

Energy Type	Use	Units	Meter Cost	Special Charges	Total Cost	Avg Unit Cost	% of Total Cost
Site: ANDRESS HIGH SCHOOL - ANDRESS HIGH SCHOOL							
Electricity	150,766	KWH	\$17,345.27	\$0.00	\$17,345.27	0.1150	68.31%
Natural Gas	331	CCF	\$431.90	\$0.00	\$431.90	1.3048	1.70%
Water	2,319	CCF	\$6,437.48	\$0.00	\$6,437.48	2.7760	25.35%
Sewer	744	CCF	\$1,175.55	\$0.00	\$1,175.55	1.5800	4.63%
Total Cost:			\$25,390.20	\$0.00	\$25,390.20		

For ANDRESS HIGH SCHOOL



Filters: Cost Center Name Not Equal To DoNotReport; Billing Period Equal To 201407All Meter CodesAll Group Names

elpaso

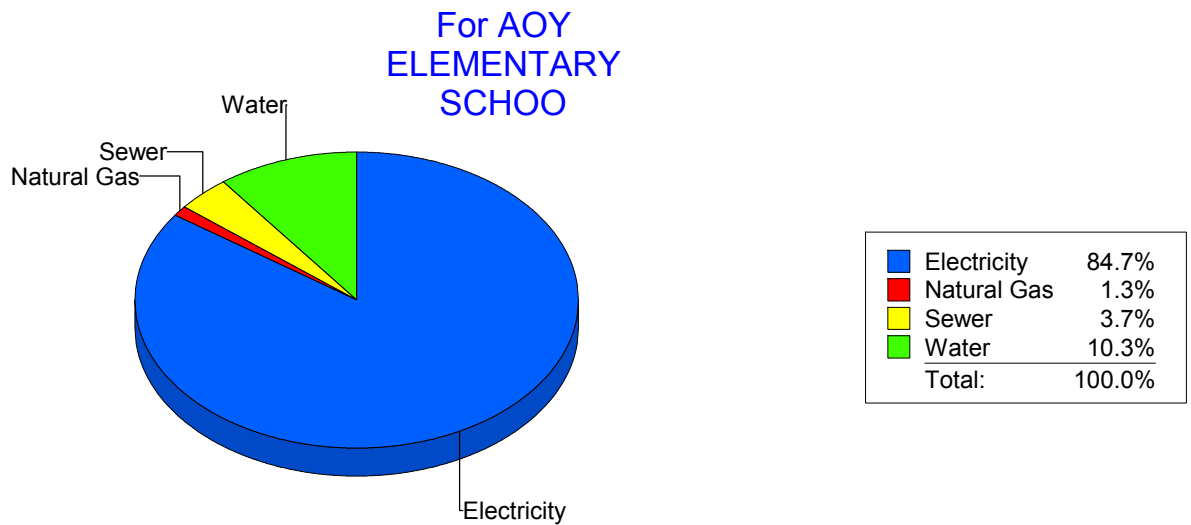
Energy CAP

Cost Avoidance Program

Cost Summary Graph

Grouped by Energy Type

Energy Type	Use	Units	Meter Cost	Special Charges	Total Cost	Avg Unit Cost	% of Total Cost
Site: AOY ELEMENTARY SCHOO - AOY ELEMENTARY SCHOO							
Electricity	39,715	KWH	\$10,365.28	\$0.00	\$10,365.28	0.2610	84.66%
Natural Gas	46	CCF	\$154.36	\$0.00	\$154.36	3.3557	1.26%
Water	311	CCF	\$1,267.05	\$0.00	\$1,267.05	4.0741	10.35%
Sewer	126	CCF	\$456.62	\$0.00	\$456.62	3.6240	3.73%
Total Cost:			\$12,243.31	\$0.00	\$12,243.31		



Filters: Cost Center Name Not Equal To DoNotReport; Billing Period Equal To 201407All Meter CodesAll Group Names

el Paso

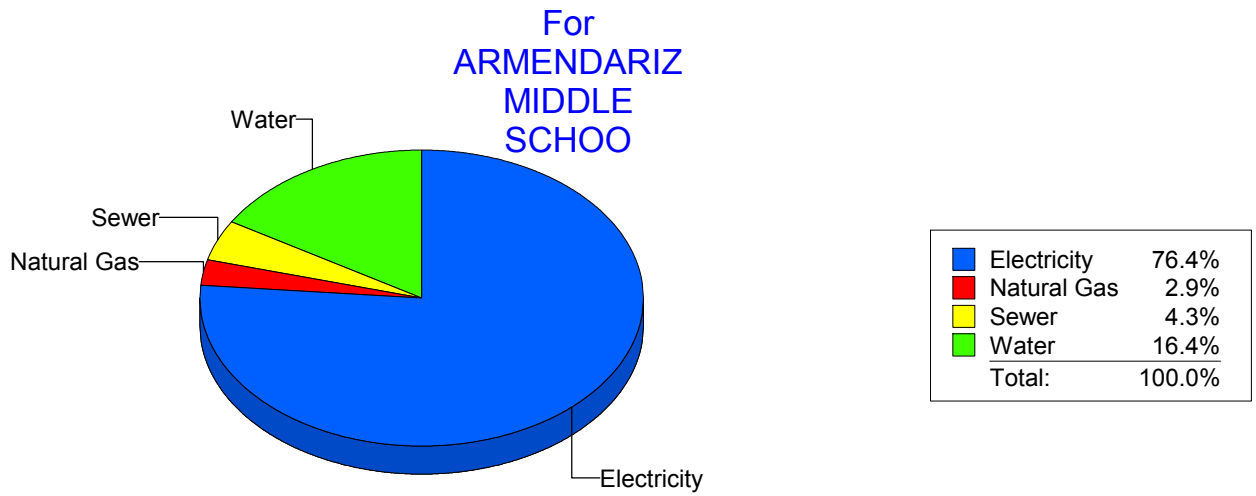
Energy CAP

Cost Avoidance Program

Cost Summary Graph

Grouped by Energy Type

Energy Type	Use	Units	Meter Cost	Special Charges	Total Cost	Avg Unit Cost	% of Total Cost
Site: ARMENDARIZ MIDDLE SCHOO - ARMENDARIZ MIDDLE SCHOO							
Electricity	81,000	KWH	\$9,558.75	\$0.00	\$9,558.75	0.1180	76.40%
Natural Gas	399	CCF	\$360.93	\$0.00	\$360.93	0.9046	2.88%
Water	956	CCF	\$2,056.79	\$0.00	\$2,056.79	2.1515	16.44%
Sewer	222	CCF	\$535.59	\$0.00	\$535.59	2.4126	4.28%
Total Cost:			\$12,512.06	\$0.00	\$12,512.06		



Filters: Cost Center Name Not Equal To DoNotReport; Billing Period Equal To 201407All Meter CodesAll Group Names

elpaso

Energy CAP

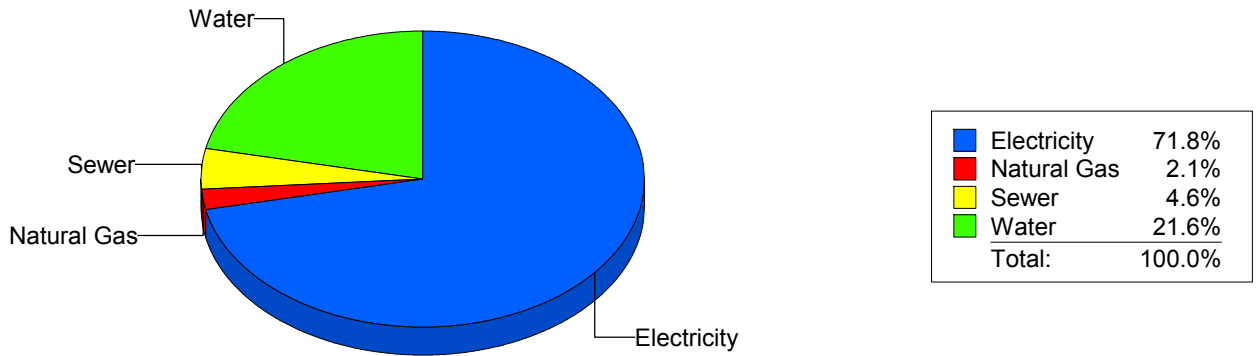
Cost Avoidance Program

Cost Summary Graph

Grouped by Energy Type

Energy Type	Use	Units	Meter Cost	Special Charges	Total Cost	Avg Unit Cost	% of Total Cost
Site: AUSTIN HIGH SCHOOL - AUSTIN HIGH SCHOOL							
Electricity	185,896	KWH	\$21,327.80	\$0.00	\$21,327.80	0.1147	71.77%
Natural Gas	571	CCF	\$615.87	\$0.00	\$615.87	1.0786	2.07%
Water	1,920	CCF	\$6,407.62	\$0.00	\$6,407.62	3.3373	21.56%
Sewer	560	CCF	\$1,365.90	\$0.00	\$1,365.90	2.4391	4.60%
Total Cost:			\$29,717.19	\$0.00	\$29,717.19		

For AUSTIN HIGH SCHOOL



Filters: Cost Center Name Not Equal To DoNotReport; Billing Period Equal To 201407All Meter CodesAll Group Names

elpaso

Energy CAP

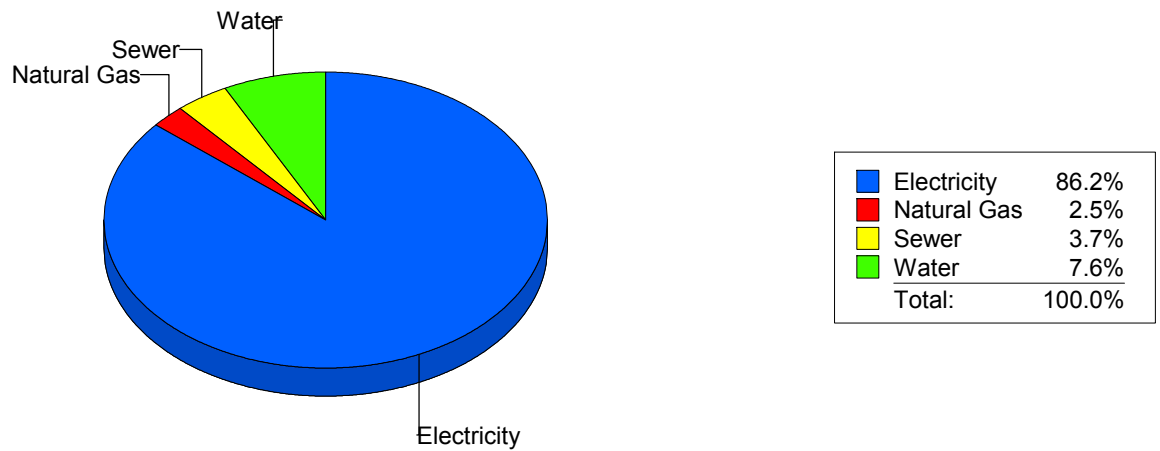
Cost Avoidance Program

Cost Summary Graph

Grouped by Energy Type

Energy Type	Use	Units	Meter Cost	Special Charges	Total Cost	Avg Unit Cost	% of Total Cost
Site: BARRON - BARRON							
Electricity	43,928	KWH	\$8,157.40	\$0.00	\$8,157.40	0.1857	86.22%
Natural Gas	161	CCF	\$237.46	\$0.00	\$237.46	1.4749	2.51%
Water	70	CCF	\$720.36	\$0.00	\$720.36	10.2909	7.61%
Sewer	66	CCF	\$345.45	\$0.00	\$345.45	5.2341	3.65%
Total Cost:			\$9,460.67	\$0.00	\$9,460.67		

For BARRON



Filters: Cost Center Name Not Equal To DoNotReport; Billing Period Equal To 201407All Meter CodesAll Group Names

elpaso

Energy CAP

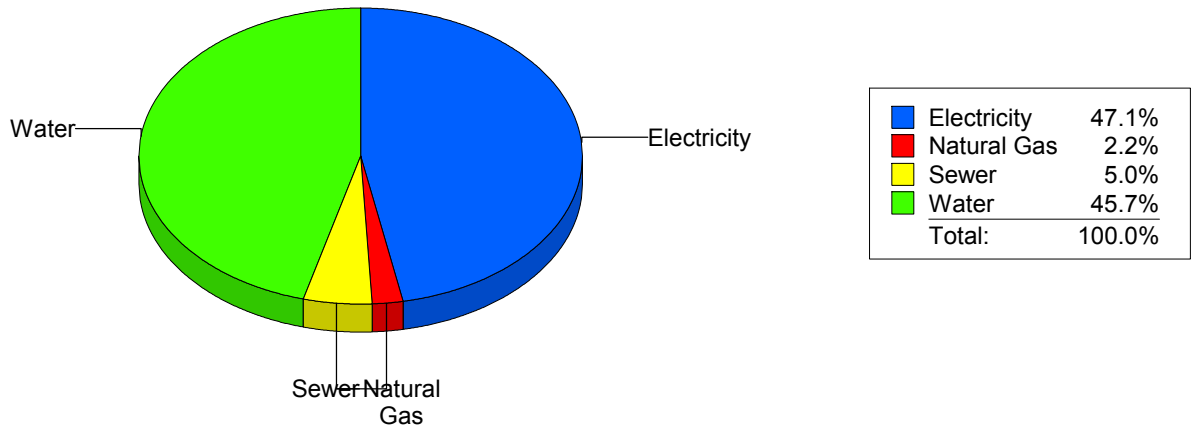
Cost Avoidance Program

Cost Summary Graph

Grouped by Energy Type

Energy Type	Use	Units	Meter Cost	Special Charges	Total Cost	Avg Unit Cost	% of Total Cost
Site: BASSET MIDDLE SCHOOL - BASSET MIDDLE SCHOOL							
Electricity	40,314	KWH	\$5,373.54	\$0.00	\$5,373.54	0.1333	47.06%
Natural Gas	177	CCF	\$249.91	\$0.00	\$249.91	1.4119	2.19%
Water	1,576	CCF	\$5,221.79	\$0.00	\$5,221.79	3.3133	45.73%
Sewer	307	CCF	\$572.49	\$0.00	\$572.49	1.8648	5.01%
Total Cost:			\$11,417.73	\$0.00	\$11,417.73		

For BASSET MIDDLE SCHOOL



Filters: Cost Center Name Not Equal To DoNotReport; Billing Period Equal To 201407All Meter CodesAll Group Names

el Paso

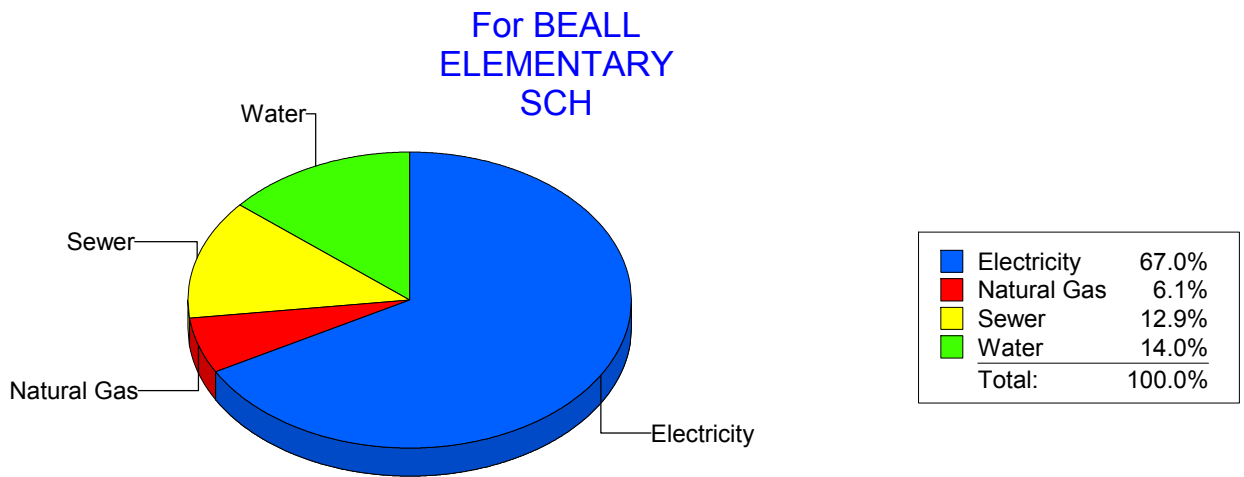
Energy CAP

Cost Avoidance Program

Cost Summary Graph

Grouped by Energy Type

Energy Type	Use	Units	Meter Cost	Special Charges	Total Cost	Avg Unit Cost	% of Total Cost
Site: BEALL ELEMENTARY SCH - BEALL ELEMENTARY SCH							
Electricity	8,638	KWH	\$1,413.14	\$0.00	\$1,413.14	0.1636	67.04%
Natural Gas	7	CCF	\$128.68	\$0.00	\$128.68	18.3829	6.10%
Water	102	CCF	\$294.51	\$0.00	\$294.51	2.8874	13.97%
Sewer	89	CCF	\$271.65	\$0.00	\$271.65	3.0522	12.89%
Total Cost:			\$2,107.98	\$0.00	\$2,107.98		



Filters: Cost Center Name Not Equal To DoNotReport; Billing Period Equal To 201407All Meter CodesAll Group Names

el Paso

Energy CAP

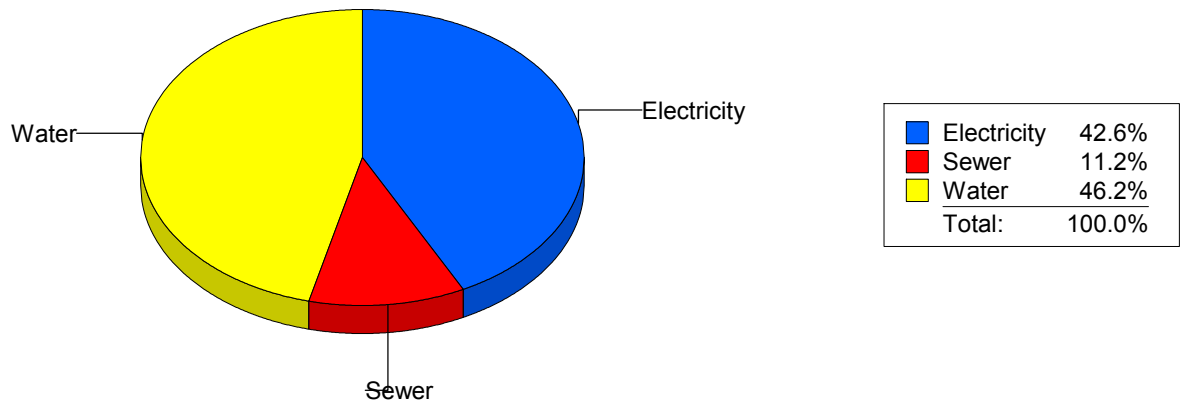
Cost Avoidance Program

Cost Summary Graph

Grouped by Energy Type

Energy Type	Use	Units	Meter Cost	Special Charges	Total Cost	Avg Unit Cost	% of Total Cost
Site: BLISS ELEMENTARY - BLISS ELEMENTARY							
Electricity	7,092	KWH	\$1,351.69	\$0.00	\$1,351.69	0.1906	42.60%
Water	477	CCF	\$1,466.75	\$0.00	\$1,466.75	3.0749	46.23%
Sewer	149	CCF	\$354.45	\$0.00	\$354.45	2.3789	11.17%
Total Cost:			\$3,172.89	\$0.00	\$3,172.89		

For BLISS ELEMENTARY



Filters: Cost Center Name Not Equal To DoNotReport; Billing Period Equal To 201407All Meter CodesAll Group Names

elpaso

Energy CAP

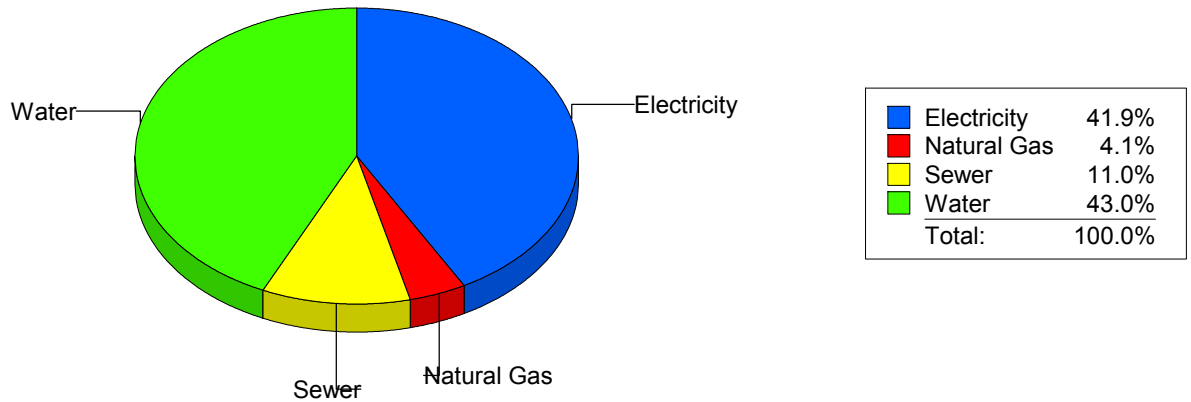
Cost Avoidance Program

Cost Summary Graph

Grouped by Energy Type

Energy Type	Use	Units	Meter Cost	Special Charges	Total Cost	Avg Unit Cost	% of Total Cost
Site: BOND - BOND ELEMENTARY							
Electricity	6,991	KWH	\$1,436.34	\$0.00	\$1,436.34	0.2055	41.90%
Natural Gas	24	CCF	\$140.02	\$0.00	\$140.02	5.8342	4.08%
Water	410	CCF	\$1,474.23	\$0.00	\$1,474.23	3.5957	43.00%
Sewer	117	CCF	\$377.61	\$0.00	\$377.61	3.2274	11.01%
Total Cost:			\$3,428.20	\$0.00	\$3,428.20		

For BOND ELEMENTARY



Filters: Cost Center Name Not Equal To DoNotReport; Billing Period Equal To 201407All Meter CodesAll Group Names

elpaso

Energy CAP

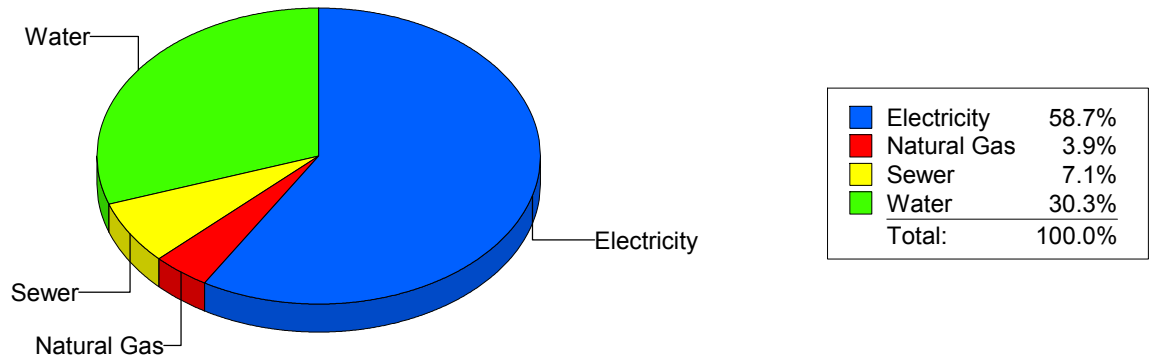
Cost Avoidance Program

Cost Summary Graph

Grouped by Energy Type

Energy Type	Use	Units	Meter Cost	Special Charges	Total Cost	Avg Unit Cost	% of Total Cost
Site: BONHAM ELEMENTARY SC - BONHAM ELEMENTARY SC							
Electricity	17,844	KWH	\$2,551.52	\$0.00	\$2,551.52	0.1430	58.71%
Natural Gas	156	CCF	\$171.51	\$0.00	\$171.51	1.0994	3.95%
Water	416	CCF	\$1,315.68	\$0.00	\$1,315.68	3.1627	30.28%
Sewer	127	CCF	\$307.02	\$0.00	\$307.02	2.4175	7.06%
Total Cost:			\$4,345.73	\$0.00	\$4,345.73		

For BONHAM
ELEMENTARY
SC



Filters: Cost Center Name Not Equal To DoNotReport; Billing Period Equal To 201407All Meter CodesAll Group Names

elpaso

Energy CAP

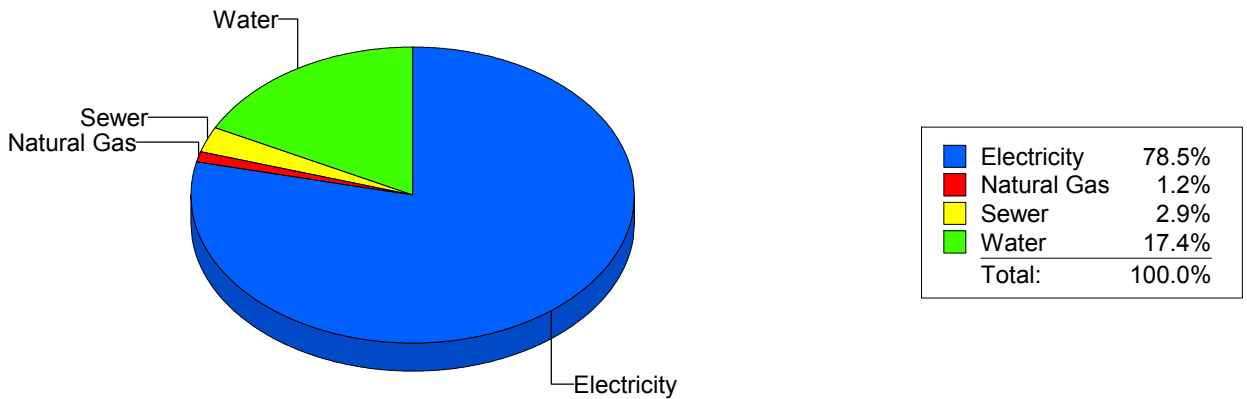
Cost Avoidance Program

Cost Summary Graph

Grouped by Energy Type

Energy Type	Use	Units	Meter Cost	Special Charges	Total Cost	Avg Unit Cost	% of Total Cost
Site: BOWIE HIGH SCHOOL - BOWIE HIGH SCHOOL							
Electricity	256,869	KWH	\$31,378.14	\$0.00	\$31,378.14	0.1222	78.54%
Natural Gas	467	CCF	\$468.58	\$0.00	\$468.58	1.0034	1.17%
Water	4,944	CCF	\$6,950.22	\$0.00	\$6,950.22	1.4058	17.40%
Sewer	513	CCF	\$1,153.32	\$0.00	\$1,153.32	2.2482	2.89%
Total Cost:			\$39,950.26	\$0.00	\$39,950.26		

For BOWIE HIGH SCHOOL



Filters: Cost Center Name Not Equal To DoNotReport; Billing Period Equal To 201407All Meter CodesAll Group Names

el Paso

Energy CAP

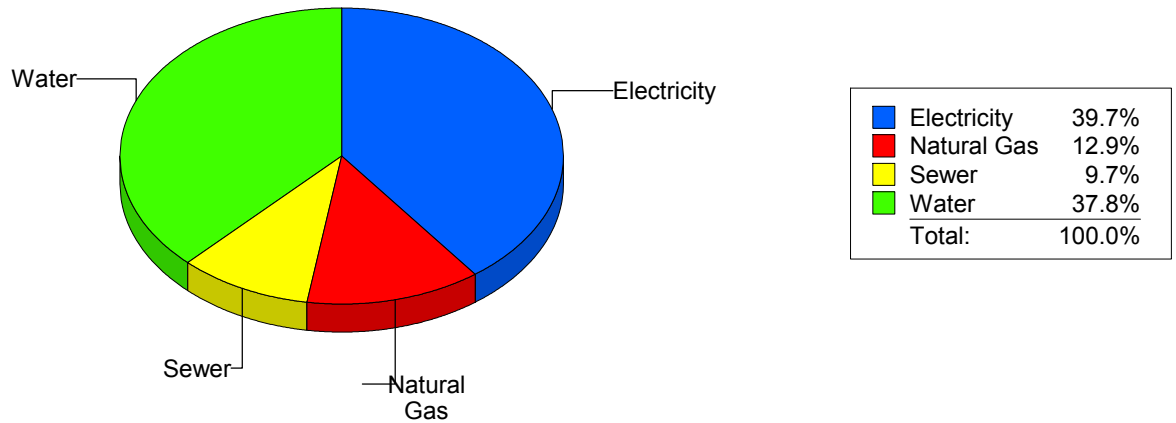
Cost Avoidance Program

Cost Summary Graph

Grouped by Energy Type

Energy Type	Use	Units	Meter Cost	Special Charges	Total Cost	Avg Unit Cost	% of Total Cost
Site: BRADLEY ELEMENTARY - BRADLEY ELEMENTARY							
Electricity	8,100	KWH	\$1,275.31	\$0.00	\$1,275.31	0.1574	39.71%
Natural Gas	466	CCF	\$413.18	\$0.00	\$413.18	0.8867	12.86%
Water	279	CCF	\$1,212.65	\$0.00	\$1,212.65	4.3464	37.76%
Sewer	59	CCF	\$310.65	\$0.00	\$310.65	5.2653	9.67%
Total Cost:			\$3,211.79	\$0.00	\$3,211.79		

For BRADLEY ELEMENTARY



Filters: Cost Center Name Not Equal To DoNotReport; Billing Period Equal To 201407All Meter CodesAll Group Names

elpaso

Energy CAP

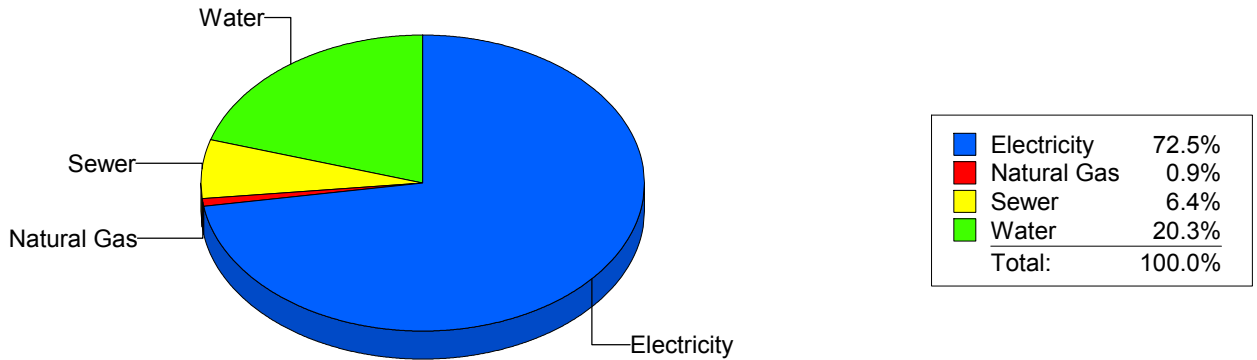
Cost Avoidance Program

Cost Summary Graph

Grouped by Energy Type

Energy Type	Use	Units	Meter Cost	Special Charges	Total Cost	Avg Unit Cost	% of Total Cost
Site: BROWN MIDDLE SCHOOL - BROWN MIDDLE SCHOOL							
Electricity	65,600	KWH	\$8,790.36	\$0.00	\$8,790.36	0.1340	72.47%
Natural Gas	69	CCF	\$107.45	\$0.00	\$107.45	1.5572	0.89%
Water	979	CCF	\$2,460.57	\$0.00	\$2,460.57	2.5134	20.29%
Sewer	393	CCF	\$771.57	\$0.00	\$771.57	1.9633	6.36%
Total Cost:			\$12,129.95	\$0.00	\$12,129.95		

For BROWN MIDDLE SCHOOL



Filters: Cost Center Name Not Equal To DoNotReport; Billing Period Equal To 201407All Meter CodesAll Group Names

elpaso

Energy CAP

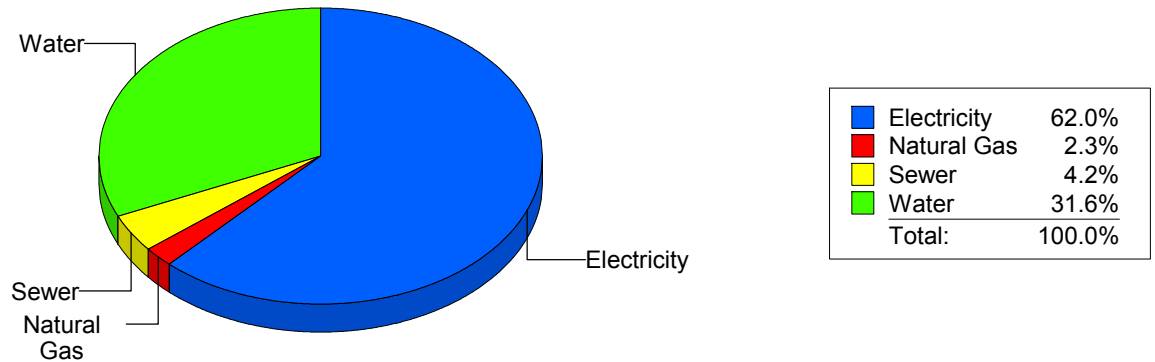
Cost Avoidance Program

Cost Summary Graph

Grouped by Energy Type

Energy Type	Use	Units	Meter Cost	Special Charges	Total Cost	Avg Unit Cost	% of Total Cost
Site: BURGESS HIGH SCHOOL - BURGESS HIGH SCHOOL							
Electricity	101,064	KWH	\$12,707.29	\$0.00	\$12,707.29	0.1257	61.98%
Natural Gas	373	CCF	\$464.13	\$0.00	\$464.13	1.2443	2.26%
Water	1,889	CCF	\$6,476.48	\$0.00	\$6,476.48	3.4285	31.59%
Sewer	345	CCF	\$854.16	\$0.00	\$854.16	2.4758	4.17%
Total Cost:			\$20,502.06	\$0.00	\$20,502.06		

For BURGESS HIGH SCHOOL



Filters: Cost Center Name Not Equal To DoNotReport; Billing Period Equal To 201407All Meter CodesAll Group Names

el Paso

Energy CAP

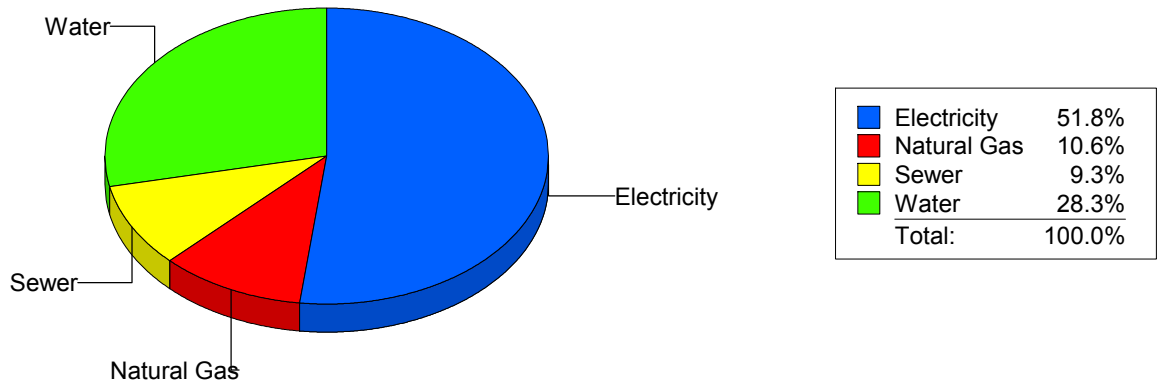
Cost Avoidance Program

Cost Summary Graph

Grouped by Energy Type

Energy Type	Use	Units	Meter Cost	Special Charges	Total Cost	Avg Unit Cost	% of Total Cost
Site: BURLESON ELEMENTARY - BURLESON ELEMENTARY							
Electricity	8,608	KWH	\$1,306.19	\$0.00	\$1,306.19	0.1517	51.81%
Natural Gas	121	CCF	\$266.45	\$0.00	\$266.45	2.2021	10.57%
Water	412	CCF	\$712.99	\$0.00	\$712.99	1.7306	28.28%
Sewer	73	CCF	\$235.38	\$0.00	\$235.38	3.2244	9.34%
Total Cost:			\$2,521.01	\$0.00	\$2,521.01		

For
**BURLESON
ELEMENTARY**



Filters: Cost Center Name Not Equal To DoNotReport; Billing Period Equal To 201407All Meter CodesAll Group Names

elpaso

Energy CAP

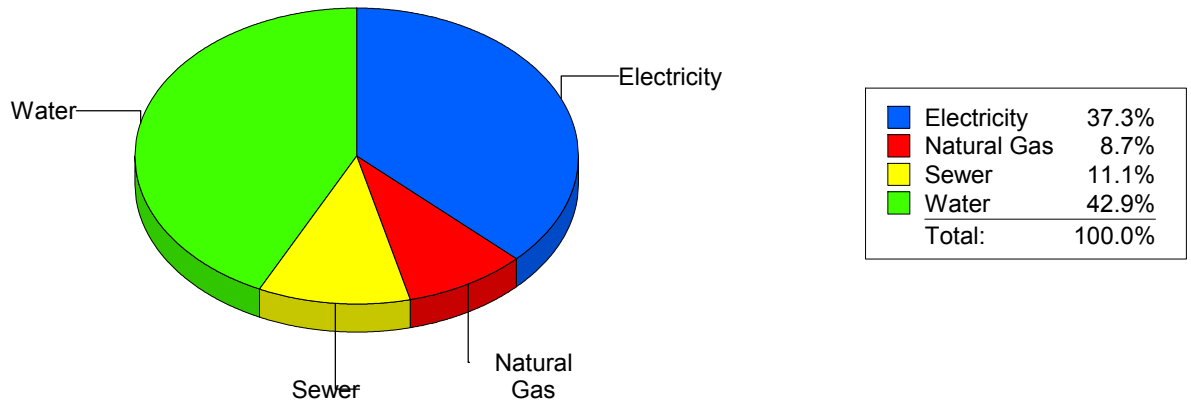
Cost Avoidance Program

Cost Summary Graph

Grouped by Energy Type

Energy Type	Use	Units	Meter Cost	Special Charges	Total Cost	Avg Unit Cost	% of Total Cost
Site: BURNET ELEMENTARY - BURNET ELEMENTARY							
Electricity	7,268	KWH	\$936.19	\$0.00	\$936.19	0.1288	37.27%
Natural Gas	51	CCF	\$219.70	\$0.00	\$219.70	4.3078	8.75%
Water	334	CCF	\$1,077.85	\$0.00	\$1,077.85	3.2271	42.91%
Sewer	104	CCF	\$278.16	\$0.00	\$278.16	2.6746	11.07%
Total Cost:			\$2,511.90	\$0.00	\$2,511.90		

For BURNET ELEMENTARY



Filters: Cost Center Name Not Equal To DoNotReport; Billing Period Equal To 201407All Meter CodesAll Group Names

el Paso

Energy CAP

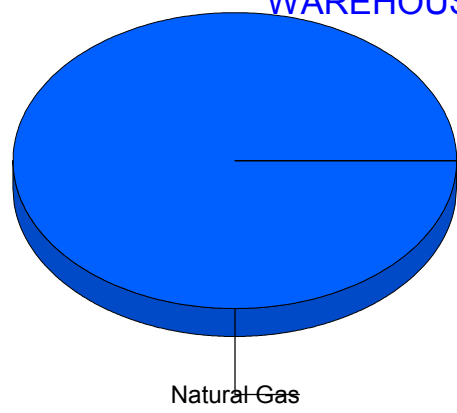
Cost Avoidance Program

Cost Summary Graph

Grouped by Energy Type

Energy Type	Use	Units	Meter Cost	Special Charges	Total Cost	Avg Unit Cost	% of Total Cost
Site: BUTTERFIELDTRAILWAREHOUSE - BUTTERFIELD TRAIL WAREHOUSE							
Natural Gas		0 CCF	\$62.04	\$0.00	\$62.04	0.0000	100.00%
Total Cost:			\$62.04	\$0.00	\$62.04		

For
BUTTERFIELD
TRAIL
WAREHOUSE



■ Natural Gas	100.0%
Total:	100.0%

Filters: Cost Center Name Not Equal To DoNotReport; Billing Period Equal To 201407All Meter CodesAll Group Names

elpaso

Energy CAP

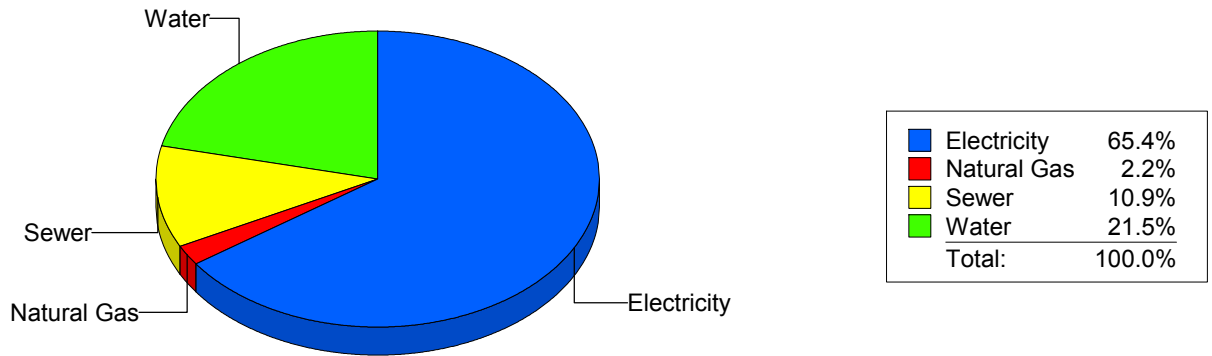
Cost Avoidance Program

Cost Summary Graph

Grouped by Energy Type

Energy Type	Use	Units	Meter Cost	Special Charges	Total Cost	Avg Unit Cost	% of Total Cost
Site: CANYON HILLS MIDDLE - CANYON HILLS MIDDLE							
Electricity	36,220	KWH	\$5,140.33	\$0.00	\$5,140.33	0.1419	65.38%
Natural Gas	73	CCF	\$172.18	\$0.00	\$172.18	2.3586	2.19%
Water	608	CCF	\$1,692.33	\$0.00	\$1,692.33	2.7834	21.53%
Sewer	289	CCF	\$857.28	\$0.00	\$857.28	2.9664	10.90%
Total Cost:			\$7,862.12	\$0.00	\$7,862.12		

For CANYON HILLS MIDDLE



Filters: Cost Center Name Not Equal To DoNotReport; Billing Period Equal To 201407All Meter CodesAll Group Names

elpaso

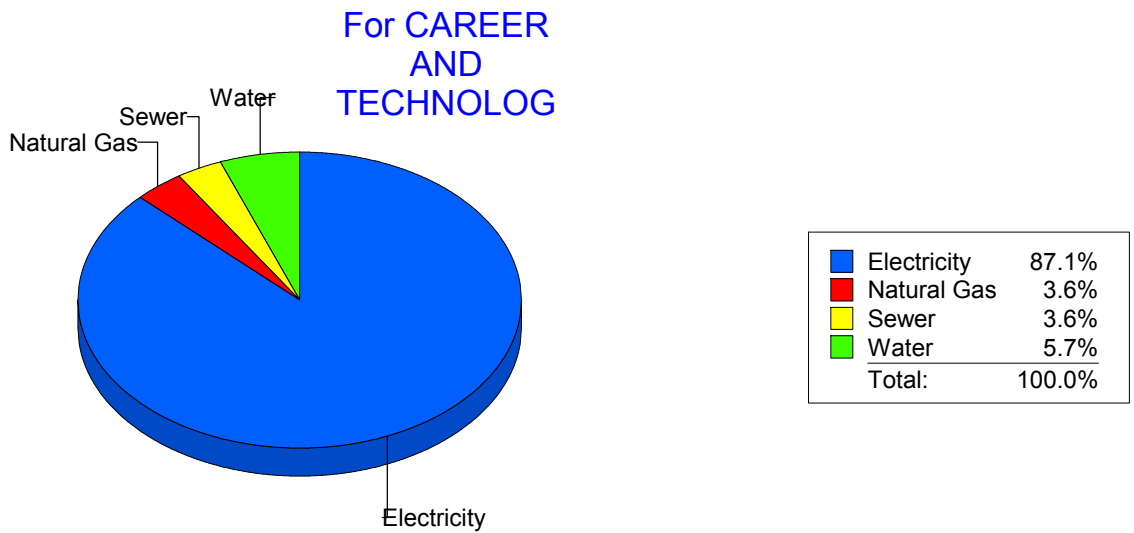
Energy CAP

Cost Avoidance Program

Cost Summary Graph

Grouped by Energy Type

Energy Type	Use	Units	Meter Cost	Special Charges	Total Cost	Avg Unit Cost	% of Total Cost
Site: CAREER AND TECHNOLOG - CAREER AND TECHNOLOG							
Electricity	87,190	KWH	\$9,413.85	\$0.00	\$9,413.85	0.1080	87.10%
Natural Gas	435	CCF	\$389.00	\$0.00	\$389.00	0.8943	3.60%
Water	227	CCF	\$620.35	\$0.00	\$620.35	2.7328	5.74%
Sewer	132	CCF	\$384.50	\$0.00	\$384.50	2.9129	3.56%
Total Cost:			\$10,807.70	\$0.00	\$10,807.70		



Filters: Cost Center Name Not Equal To DoNotReport; Billing Period Equal To 201407All Meter CodesAll Group Names

elpaso

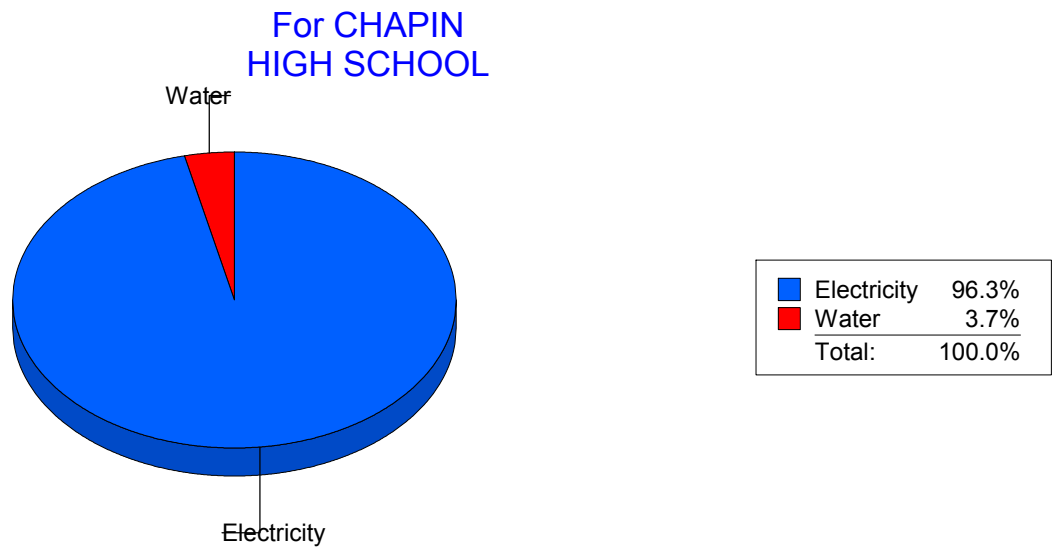
Energy CAP

Cost Avoidance Program

Cost Summary Graph

Grouped by Energy Type

Energy Type	Use	Units	Meter Cost	Special Charges	Total Cost	Avg Unit Cost	% of Total Cost
Site: CHAPIN HIGH SCHOOL - CHAPIN HIGH SCHOOL							
Electricity	282,480	KWH	\$31,900.59	\$0.00	\$31,900.59	0.1129	96.34%
Water	908	CCF	\$1,212.18	\$0.00	\$1,212.18	1.3350	3.66%
Total Cost:			\$33,112.77	\$0.00	\$33,112.77		



Filters: Cost Center Name Not Equal To DoNotReport; Billing Period Equal To 201407All Meter CodesAll Group Names

el paso

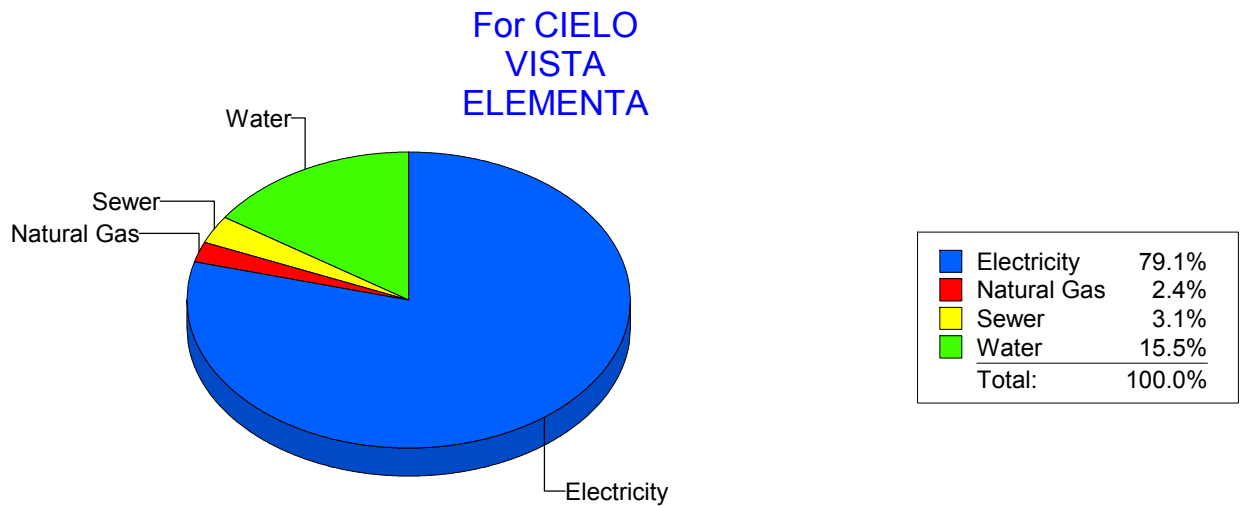
Energy CAP

Cost Avoidance Program

Cost Summary Graph

Grouped by Energy Type

Energy Type	Use	Units	Meter Cost	Special Charges	Total Cost	Avg Unit Cost	% of Total Cost
Site: CIELO VISTA ELEMENTA - CIELO VISTA ELEMENTA							
Electricity	35,240	KWH	\$5,520.83	\$0.00	\$5,520.83	0.1567	79.07%
Natural Gas	62	CCF	\$164.87	\$0.00	\$164.87	2.6592	2.36%
Water	406	CCF	\$1,081.47	\$0.00	\$1,081.47	2.6637	15.49%
Sewer	48	CCF	\$215.07	\$0.00	\$215.07	4.4806	3.08%
Total Cost:			\$6,982.24	\$0.00	\$6,982.24		



Filters: Cost Center Name Not Equal To DoNotReport; Billing Period Equal To 201407All Meter CodesAll Group Names

el Paso

Energy CAP

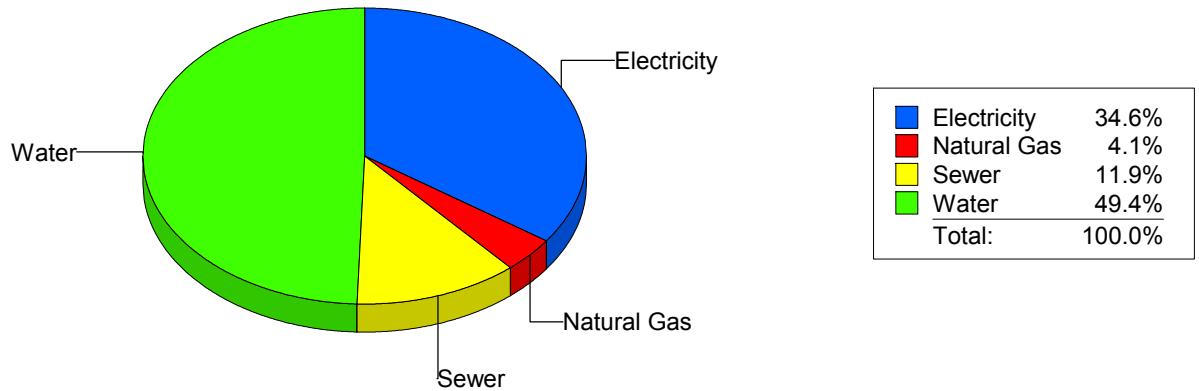
Cost Avoidance Program

Cost Summary Graph

Grouped by Energy Type

Energy Type	Use	Units	Meter Cost	Special Charges	Total Cost	Avg Unit Cost	% of Total Cost
Site: CLARDY ELEMENTARY SC - CLARDY ELEMENTARY SC							
Electricity	9,673	KWH	\$1,614.22	\$0.00	\$1,614.22	0.1669	34.62%
Natural Gas	100	CCF	\$189.89	\$0.00	\$189.89	1.8989	4.07%
Water	771	CCF	\$2,302.11	\$0.00	\$2,302.11	2.9859	49.37%
Sewer	247	CCF	\$557.01	\$0.00	\$557.01	2.2551	11.94%
Total Cost:			\$4,663.23	\$0.00	\$4,663.23		

For CLARDY
ELEMENTARY
SC



Filters: Cost Center Name Not Equal To DoNotReport; Billing Period Equal To 201407All Meter CodesAll Group Names

elpaso

Energy CAP

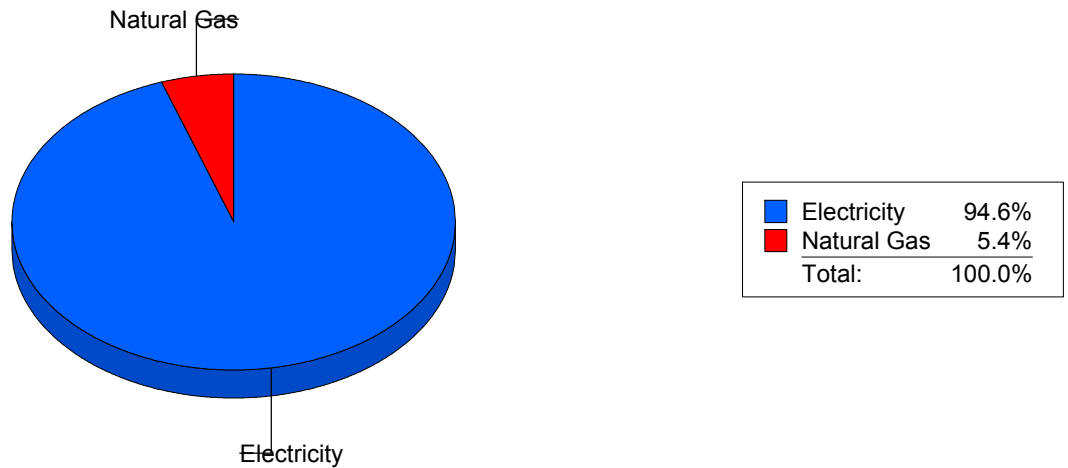
Cost Avoidance Program

Cost Summary Graph

Grouped by Energy Type

Energy Type	Use	Units	Meter Cost	Special Charges	Total Cost	Avg Unit Cost	% of Total Cost
Site: CLENDININ - CLENDININ							
Electricity	14,346	KWH	\$1,935.09	\$0.00	\$1,935.09	0.1349	94.59%
Natural Gas	74	CCF	\$110.75	\$0.00	\$110.75	1.4966	5.41%
Total Cost:			\$2,045.84	\$0.00	\$2,045.84		

For CLENDININ



Filters: Cost Center Name Not Equal To DoNotReport; Billing Period Equal To 201407All Meter CodesAll Group Names

elpaso

Energy CAP

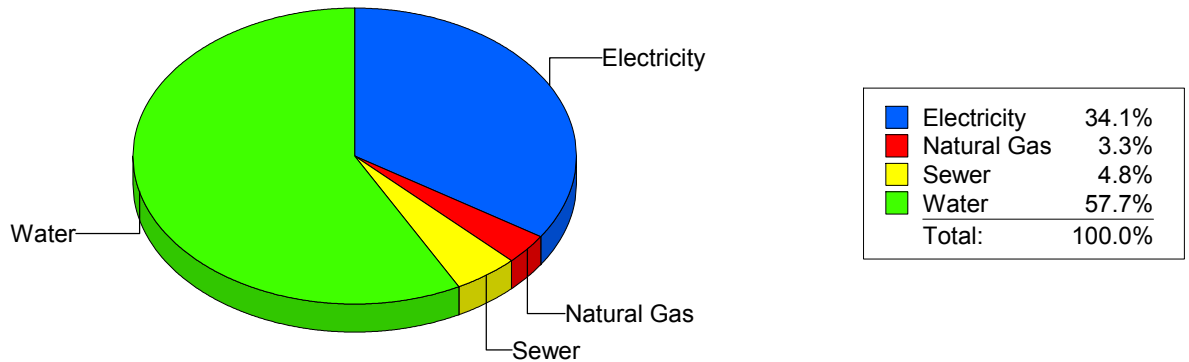
Cost Avoidance Program

Cost Summary Graph

Grouped by Energy Type

Energy Type	Use	Units	Meter Cost	Special Charges	Total Cost	Avg Unit Cost	% of Total Cost
Site: COLDWELL INTERMEDIAT - COLDWELL INTERMEDIAT							
Electricity	12,864	KWH	\$2,072.32	\$0.00	\$2,072.32	0.1611	34.14%
Natural Gas	26	CCF	\$203.23	\$0.00	\$203.23	7.8165	3.35%
Water	731	CCF	\$3,501.89	\$0.00	\$3,501.89	4.7905	57.69%
Sewer	76	CCF	\$293.03	\$0.00	\$293.03	3.8557	4.83%
Total Cost:			\$6,070.47	\$0.00	\$6,070.47		

For
COLDWELL
INTERMEDIAT



Filters: Cost Center Name Not Equal To DoNotReport; Billing Period Equal To 201407All Meter CodesAll Group Names

el Paso

Energy CAP

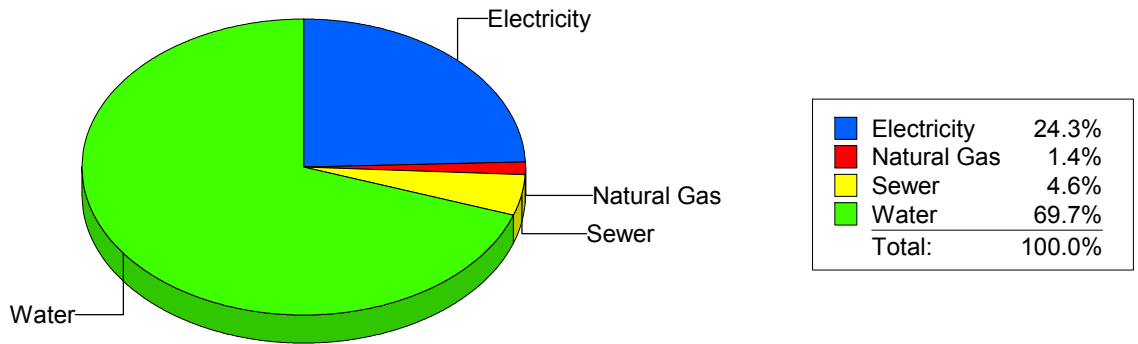
Cost Avoidance Program

Cost Summary Graph

Grouped by Energy Type

Energy Type	Use	Units	Meter Cost	Special Charges	Total Cost	Avg Unit Cost	% of Total Cost
Site: COLLINS ELEMENTARY - COLLINS ELEMENTARY							
Electricity	18,446	KWH	\$2,195.84	\$0.00	\$2,195.84	0.1190	24.33%
Natural Gas	0	CCF	\$124.08	\$0.00	\$124.08	0.0000	1.37%
Water	1,439	CCF	\$6,291.81	\$0.00	\$6,291.81	4.3723	69.72%
Sewer	191	CCF	\$412.41	\$0.00	\$412.41	2.1592	4.57%
Total Cost:			\$9,024.14	\$0.00	\$9,024.14		

For COLLINS ELEMENTARY



Filters: Cost Center Name Not Equal To DoNotReport; Billing Period Equal To 201407All Meter CodesAll Group Names

el Paso

Energy CAP

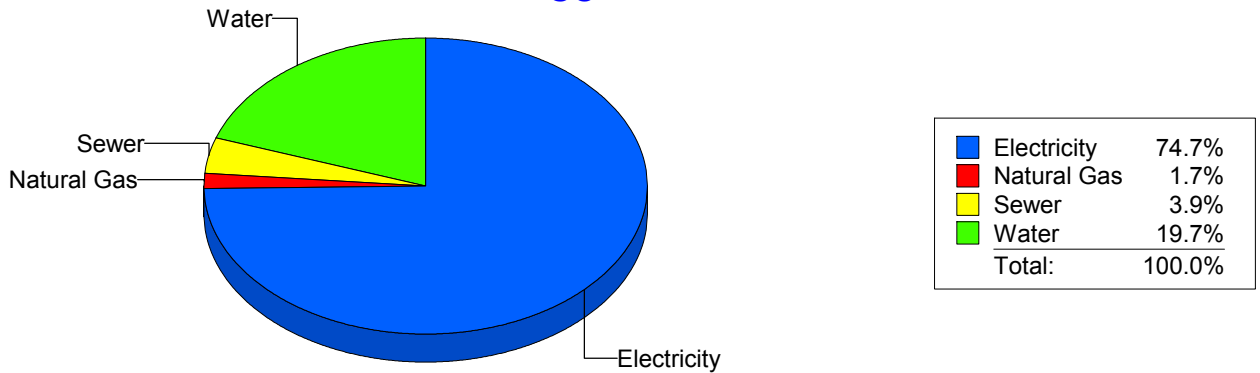
Cost Avoidance Program

Cost Summary Graph

Grouped by Energy Type

Energy Type	Use	Units	Meter Cost	Special Charges	Total Cost	Avg Unit Cost	% of Total Cost
Site: COOLEY ELEMENTARY SC - COOLEY ELEMENTARY SC							
Electricity	71,800	KWH	\$11,452.11	\$0.00	\$11,452.11	0.1595	74.66%
Natural Gas	191	CCF	\$260.83	\$0.00	\$260.83	1.3656	1.70%
Water	644	CCF	\$3,020.32	\$0.00	\$3,020.32	4.6899	19.69%
Sewer	146	CCF	\$605.78	\$0.00	\$605.78	4.1492	3.95%
Total Cost:			\$15,339.04	\$0.00	\$15,339.04		

For COOLEY
ELEMENTARY
SC



Filters: Cost Center Name Not Equal To DoNotReport; Billing Period Equal To 201407All Meter CodesAll Group Names

elpaso

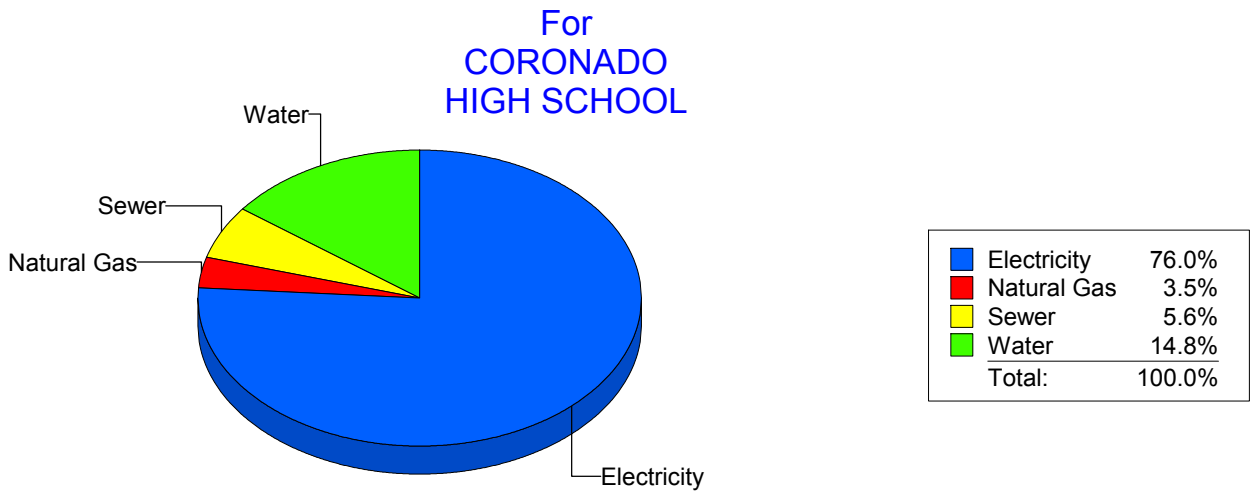
Energy CAP

Cost Avoidance Program

Cost Summary Graph

Grouped by Energy Type

Energy Type	Use	Units	Meter Cost	Special Charges	Total Cost	Avg Unit Cost	% of Total Cost
Site: CORONADO HIGH SCHOOL - CORONADO HIGH SCHOOL							
Electricity	161,887	KWH	\$20,899.18	\$0.00	\$20,899.18	0.1291	76.04%
Natural Gas	1,045	CCF	\$972.17	\$0.00	\$972.17	0.9303	3.54%
Water	2,571	CCF	\$4,063.27	\$0.00	\$4,063.27	1.5804	14.78%
Sewer	893	CCF	\$1,550.75	\$0.00	\$1,550.75	1.7366	5.64%
Total Cost:			\$27,485.37	\$0.00	\$27,485.37		



Filters: Cost Center Name Not Equal To DoNotReport; Billing Period Equal To 201407All Meter CodesAll Group Names

elpaso

Energy CAP

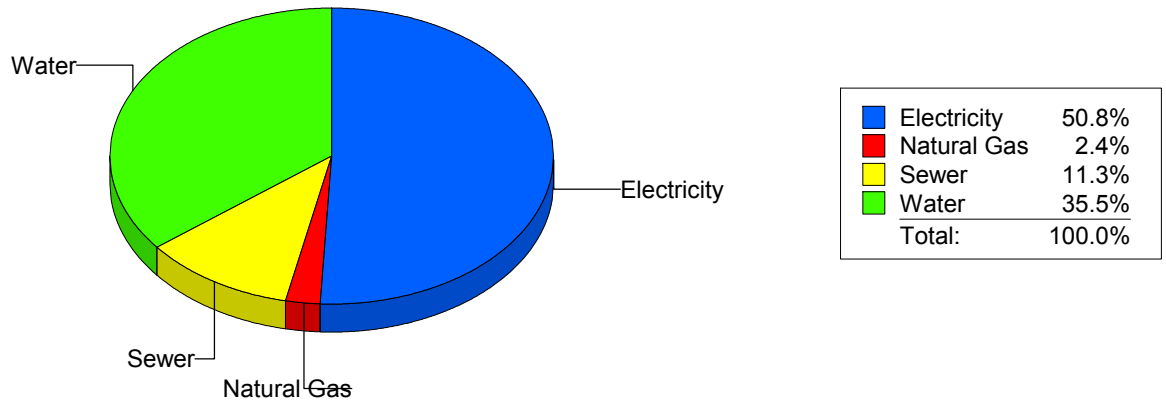
Cost Avoidance Program

Cost Summary Graph

Grouped by Energy Type

Energy Type	Use	Units	Meter Cost	Special Charges	Total Cost	Avg Unit Cost	% of Total Cost
Site: CROCKETT - CROCKETT ELEMENTARY							
Electricity	10,400	KWH	\$1,329.25	\$0.00	\$1,329.25	0.1278	50.79%
Natural Gas	3	CCF	\$64.02	\$0.00	\$64.02	21.3400	2.45%
Water	307	CCF	\$927.79	\$0.00	\$927.79	3.0221	35.45%
Sewer	117	CCF	\$296.10	\$0.00	\$296.10	2.5308	11.31%
Total Cost:			\$2,617.16	\$0.00	\$2,617.16		

For
CROCKETT
ELEMENTARY



Filters: Cost Center Name Not Equal To DoNotReport; Billing Period Equal To 201407All Meter CodesAll Group Names

el paso

Energy CAP

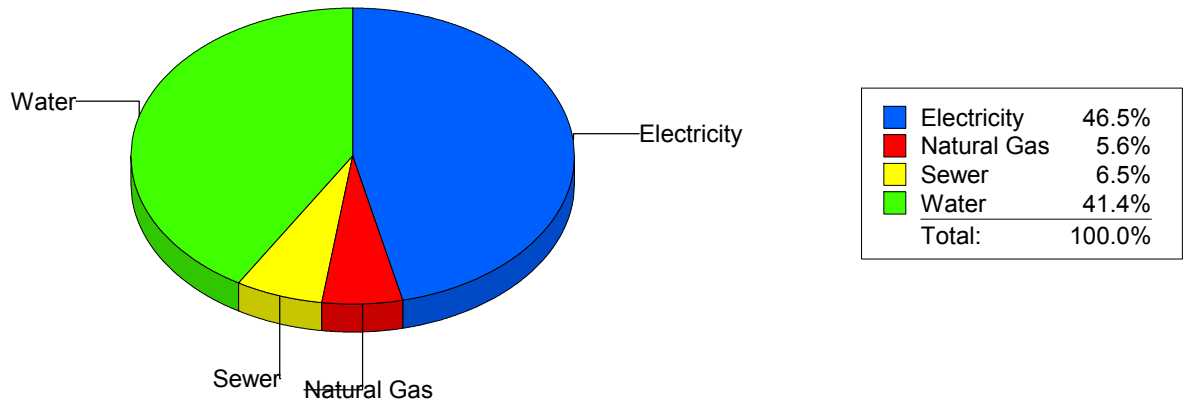
Cost Avoidance Program

Cost Summary Graph

Grouped by Energy Type

Energy Type	Use	Units	Meter Cost	Special Charges	Total Cost	Avg Unit Cost	% of Total Cost
Site: CROSBY ELEMENTARY - CROSBY ELEMENTARY							
Electricity	13,831	KWH	\$1,881.79	\$0.00	\$1,881.79	0.1361	46.51%
Natural Gas	146	CCF	\$225.75	\$0.00	\$225.75	1.5462	5.58%
Water	428	CCF	\$1,675.52	\$0.00	\$1,675.52	3.9148	41.41%
Sewer	93	CCF	\$262.98	\$0.00	\$262.98	2.8277	6.50%
Total Cost:			\$4,046.04	\$0.00	\$4,046.04		

For CROSBY ELEMENTARY



Filters: Cost Center Name Not Equal To DoNotReport; Billing Period Equal To 201407All Meter CodesAll Group Names

el paso

Energy CAP

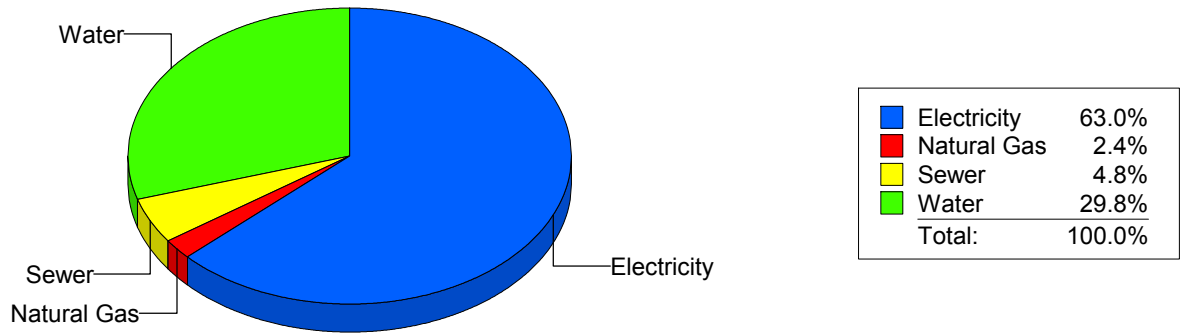
Cost Avoidance Program

Cost Summary Graph

Grouped by Energy Type

Energy Type	Use	Units	Meter Cost	Special Charges	Total Cost	Avg Unit Cost	% of Total Cost
Site: DOUGLASS ELEMENTARY - DOUGLASS ELEMENTARY							
Electricity	33,290	KWH	\$4,486.99	\$0.00	\$4,486.99	0.1348	63.03%
Natural Gas	69	CCF	\$169.49	\$0.00	\$169.49	2.4564	2.38%
Water	542	CCF	\$2,121.95	\$0.00	\$2,121.95	3.9150	29.81%
Sewer	112	CCF	\$340.23	\$0.00	\$340.23	3.0378	4.78%
Total Cost:			\$7,118.66	\$0.00	\$7,118.66		

For
DOUGLASS
ELEMENTARY



Filters: Cost Center Name Not Equal To DoNotReport; Billing Period Equal To 201407All Meter CodesAll Group Names

el Paso

Energy CAP

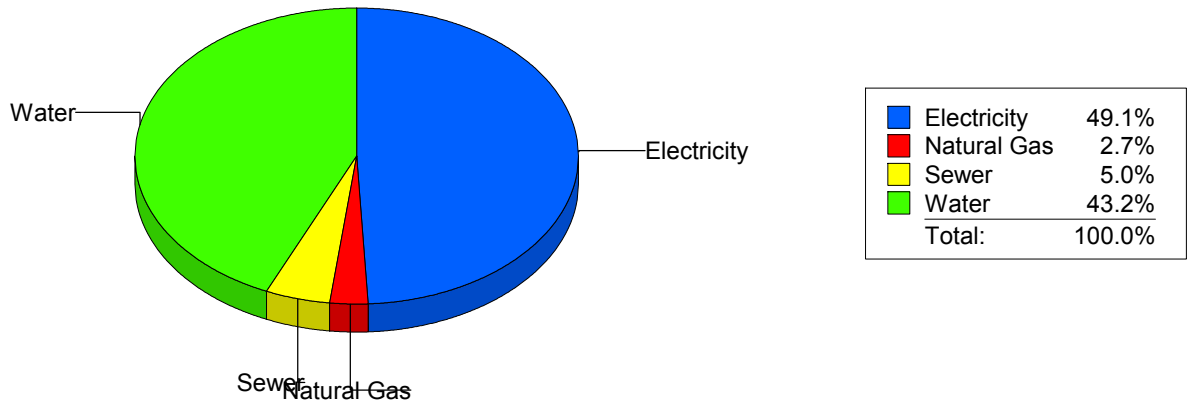
Cost Avoidance Program

Cost Summary Graph

Grouped by Energy Type

Energy Type	Use	Units	Meter Cost	Special Charges	Total Cost	Avg Unit Cost	% of Total Cost
Site: DOWELL ELEMENTARY - DOWELL ELEMENTARY							
Electricity	16,726	KWH	\$1,316.01	\$0.00	\$1,316.01	0.0787	49.13%
Natural Gas	15	CCF	\$71.91	\$0.00	\$71.91	4.7940	2.68%
Water	520	CCF	\$1,157.24	\$0.00	\$1,157.24	2.2255	43.20%
Sewer	58	CCF	\$133.55	\$0.00	\$133.55	2.3026	4.99%
Total Cost:			\$2,678.71	\$0.00	\$2,678.71		

For DOWELL ELEMENTARY



Filters: Cost Center Name Not Equal To DoNotReport; Billing Period Equal To 201407All Meter CodesAll Group Names

el Paso

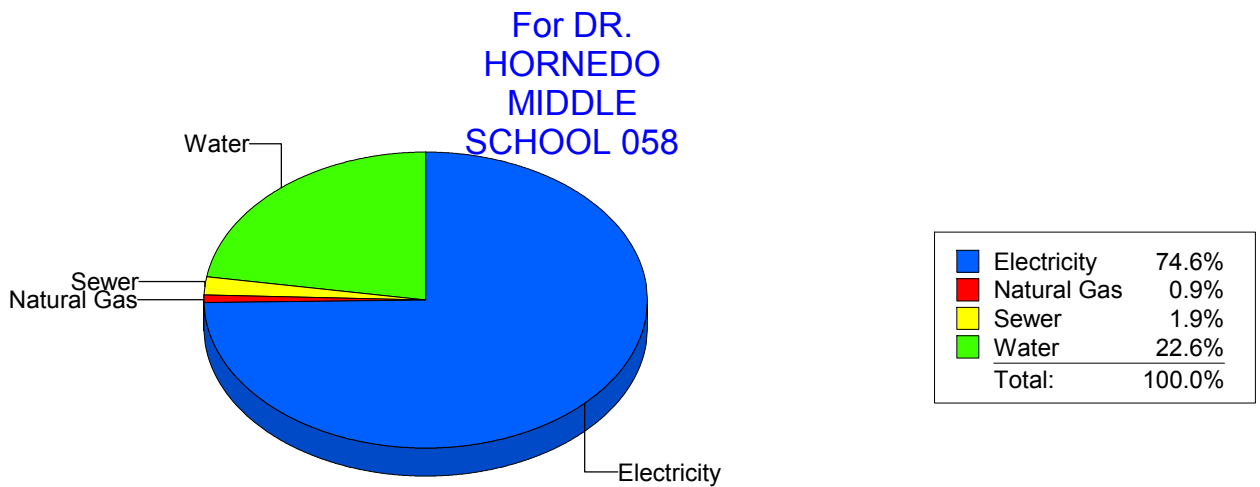
Energy CAP

Cost Avoidance Program

Cost Summary Graph

Grouped by Energy Type

Energy Type	Use	Units	Meter Cost	Special Charges	Total Cost	Avg Unit Cost	% of Total Cost
Site: DRHORNEDOMIDDLESCHOOL - DR. HORNEDO MIDDLE SCHOOL 058							
Electricity	73,400	KWH	\$14,340.84	\$0.00	\$14,340.84	0.1954	74.59%
Natural Gas	150	CCF	\$166.84	\$0.00	\$166.84	1.1123	0.87%
Water	1,170	CCF	\$4,344.18	\$0.00	\$4,344.18	3.7130	22.60%
Sewer	105	CCF	\$374.13	\$0.00	\$374.13	3.5631	1.95%
Total Cost:			\$19,225.99	\$0.00	\$19,225.99		



Filters: Cost Center Name Not Equal To DoNotReport; Billing Period Equal To 201407All Meter CodesAll Group Names

elpaso

Energy CAP

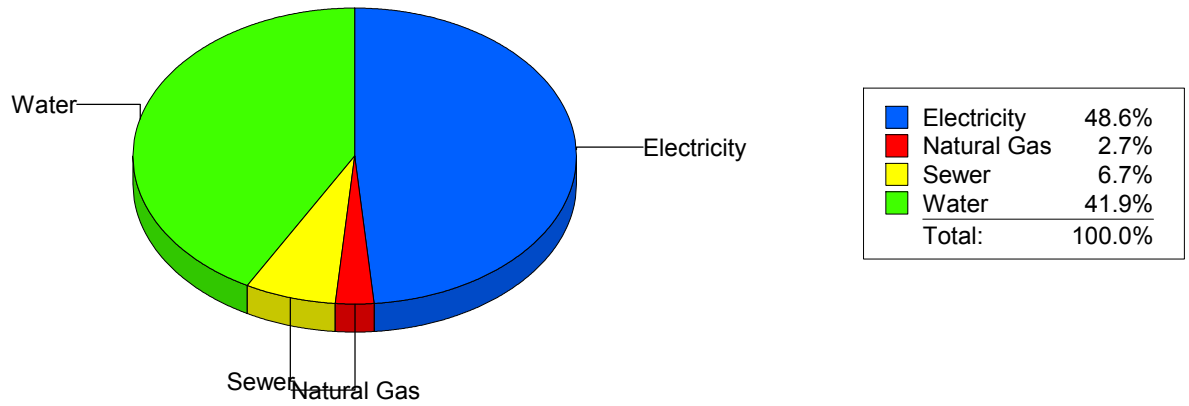
Cost Avoidance Program

Cost Summary Graph

Grouped by Energy Type

Energy Type	Use	Units	Meter Cost	Special Charges	Total Cost	Avg Unit Cost	% of Total Cost
Site: DR. L.A. NIXON ELEME - DR. L.A. NIXON ELEME							
Electricity	28,040	KWH	\$4,697.76	\$0.00	\$4,697.76	0.1675	48.61%
Natural Gas	197	CCF	\$265.51	\$0.00	\$265.51	1.3478	2.75%
Water	1,134	CCF	\$4,053.12	\$0.00	\$4,053.12	3.5742	41.94%
Sewer	274	CCF	\$647.78	\$0.00	\$647.78	2.3642	6.70%
Total Cost:			\$9,664.17	\$0.00	\$9,664.17		

For DR. L.A. NIXON ELEME



Filters: Cost Center Name Not Equal To DoNotReport; Billing Period Equal To 201407All Meter CodesAll Group Names

elpaso

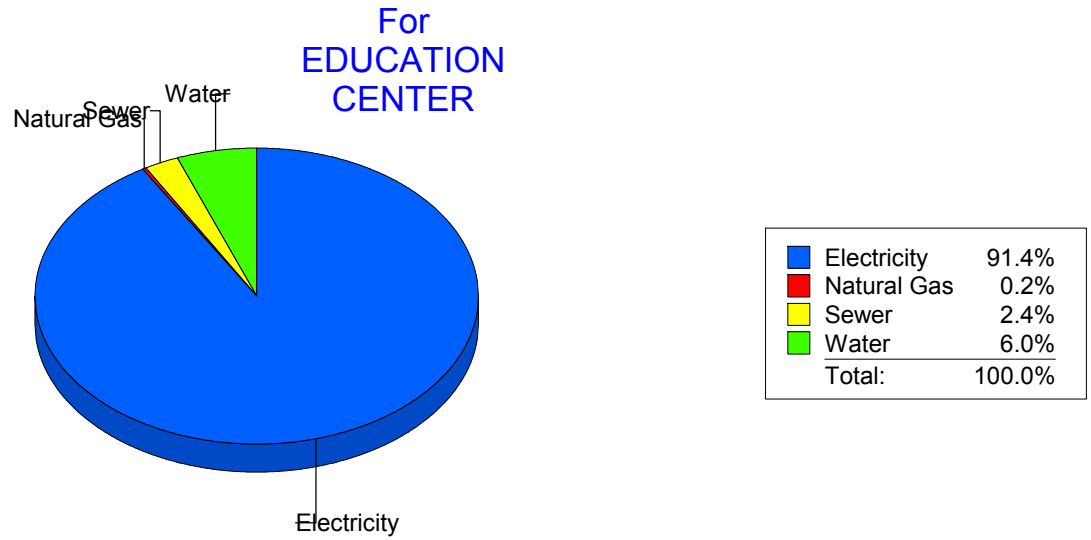
Energy CAP

Cost Avoidance Program

Cost Summary Graph

Grouped by Energy Type

Energy Type	Use	Units	Meter Cost	Special Charges	Total Cost	Avg Unit Cost	% of Total Cost
Site: EDUCATION CENTER - EDUCATION CENTER							
Electricity	324,302	KWH	\$35,617.17	\$0.00	\$35,617.17	0.1098	91.43%
Natural Gas	9	CCF	\$67.96	\$0.00	\$67.96	7.5511	0.17%
Water	917	CCF	\$2,322.61	\$0.00	\$2,322.61	2.5328	5.96%
Sewer	442	CCF	\$946.94	\$0.00	\$946.94	2.1424	2.43%
Total Cost:			\$38,954.68	\$0.00	\$38,954.68		



Filters: Cost Center Name Not Equal To DoNotReport; Billing Period Equal To 201407All Meter CodesAll Group Names

elpaso

Energy CAP

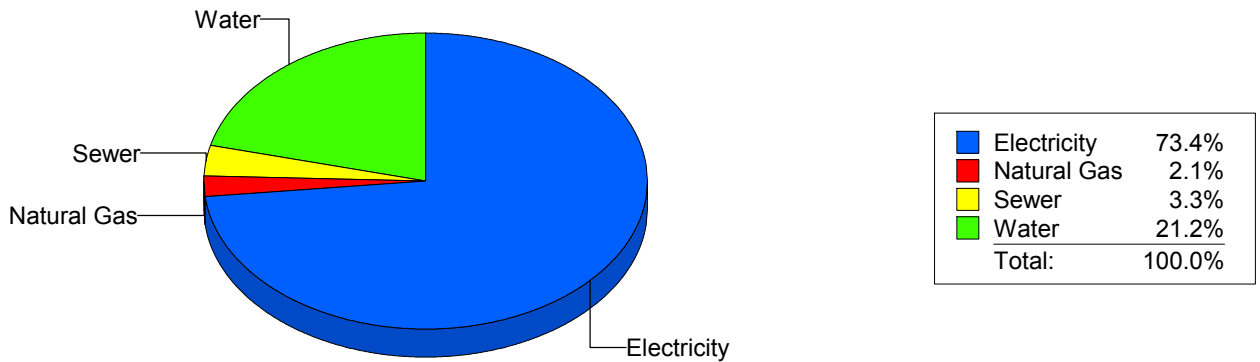
Cost Avoidance Program

Cost Summary Graph

Grouped by Energy Type

Energy Type	Use	Units	Meter Cost	Special Charges	Total Cost	Avg Unit Cost	% of Total Cost
Site: EL PASO HIGH SCHOOL - EL PASO HIGH SCHOOL							
Electricity	188,905	KWH	\$22,429.05	\$0.00	\$22,429.05	0.1187	73.44%
Natural Gas	393	CCF	\$642.16	\$0.00	\$642.16	1.6340	2.10%
Water	2,030	CCF	\$6,471.63	\$0.00	\$6,471.63	3.1880	21.19%
Sewer	399	CCF	\$996.00	\$0.00	\$996.00	2.4962	3.26%
Total Cost:			\$30,538.84	\$0.00	\$30,538.84		

For EL PASO HIGH SCHOOL



Filters: Cost Center Name Not Equal To DoNotReport; Billing Period Equal To 201407All Meter CodesAll Group Names

elpaso

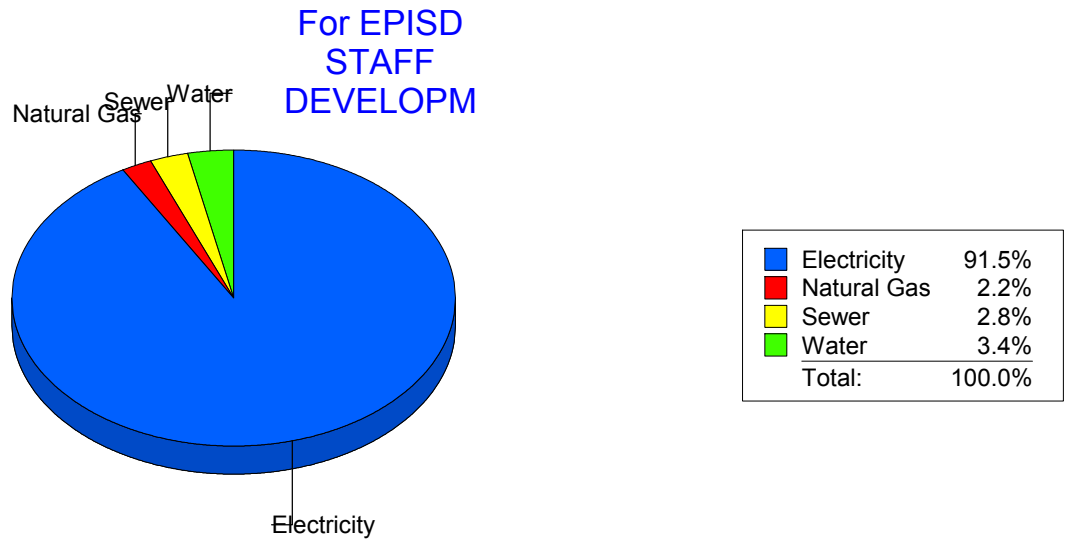
Energy CAP

Cost Avoidance Program

Cost Summary Graph

Grouped by Energy Type

Energy Type	Use	Units	Meter Cost	Special Charges	Total Cost	Avg Unit Cost	% of Total Cost
Site: EPISD STAFF DEVELOPM - EPISD STAFF DEVELOPM							
Electricity	23,680	KWH	\$2,822.10	\$0.00	\$2,822.10	0.1192	91.53%
Natural Gas	11	CCF	\$69.26	\$0.00	\$69.26	6.2964	2.25%
Water	23	CCF	\$105.24	\$0.00	\$105.24	4.5757	3.41%
Sewer	24	CCF	\$86.63	\$0.00	\$86.63	3.6096	2.81%
Total Cost:			\$3,083.23	\$0.00	\$3,083.23		



Filters: Cost Center Name Not Equal To DoNotReport; Billing Period Equal To 201407All Meter CodesAll Group Names

elpaso

Energy CAP

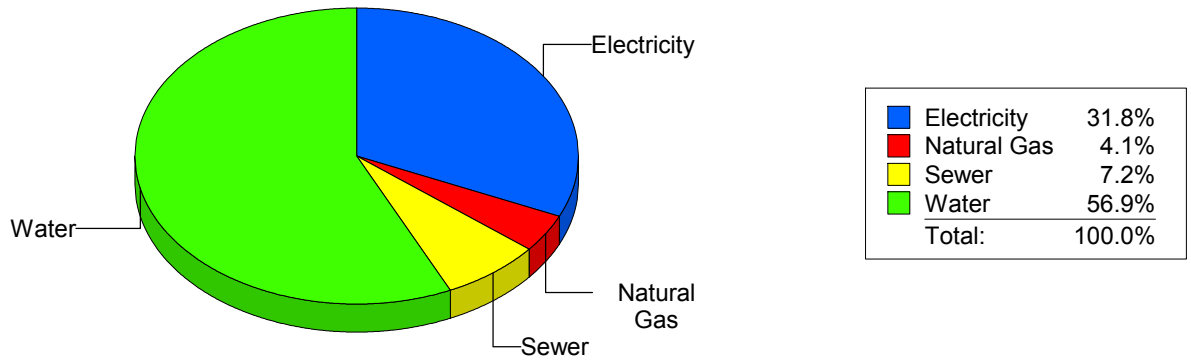
Cost Avoidance Program

Cost Summary Graph

Grouped by Energy Type

Energy Type	Use	Units	Meter Cost	Special Charges	Total Cost	Avg Unit Cost	% of Total Cost
Site: FANNIN ELEMENTARY - FANNIN ELEMENTARY							
Electricity	13,164	KWH	\$1,719.64	\$0.00	\$1,719.64	0.1306	31.78%
Natural Gas	54	CCF	\$221.65	\$0.00	\$221.65	4.1046	4.10%
Water	1,368	CCF	\$3,079.25	\$0.00	\$3,079.25	2.2509	56.91%
Sewer	126	CCF	\$390.03	\$0.00	\$390.03	3.0955	7.21%
Total Cost:			\$5,410.57	\$0.00	\$5,410.57		

For FANNIN ELEMENTARY



Filters: Cost Center Name Not Equal To DoNotReport; Billing Period Equal To 201407All Meter CodesAll Group Names

el Paso

Energy CAP

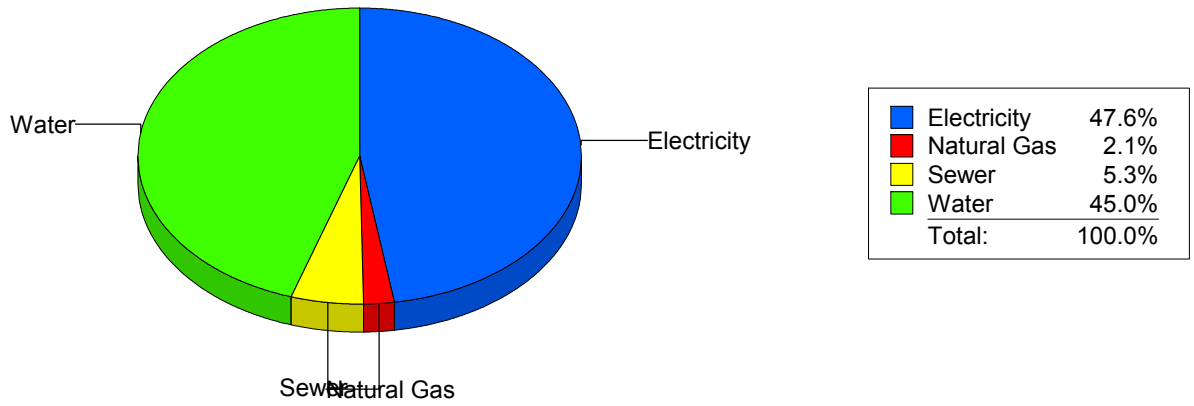
Cost Avoidance Program

Cost Summary Graph

Grouped by Energy Type

Energy Type	Use	Units	Meter Cost	Special Charges	Total Cost	Avg Unit Cost	% of Total Cost
Site: FINE ARTS/MULTIMEDIA - FINE ARTS/MULTIMEDIA							
Electricity	11,471	KWH	\$1,421.94	\$0.00	\$1,421.94	0.1240	47.58%
Natural Gas	0	CCF	\$62.04	\$0.00	\$62.04	0.0000	2.08%
Water	342	CCF	\$1,345.90	\$0.00	\$1,345.90	3.9354	45.04%
Sewer	66	CCF	\$158.40	\$0.00	\$158.40	2.4000	5.30%
Total Cost:			\$2,988.28	\$0.00	\$2,988.28		

For FINE ARTS/MULTIMEDIA



Filters: Cost Center Name Not Equal To DoNotReport; Billing Period Equal To 201407All Meter CodesAll Group Names

elpaso

Energy CAP

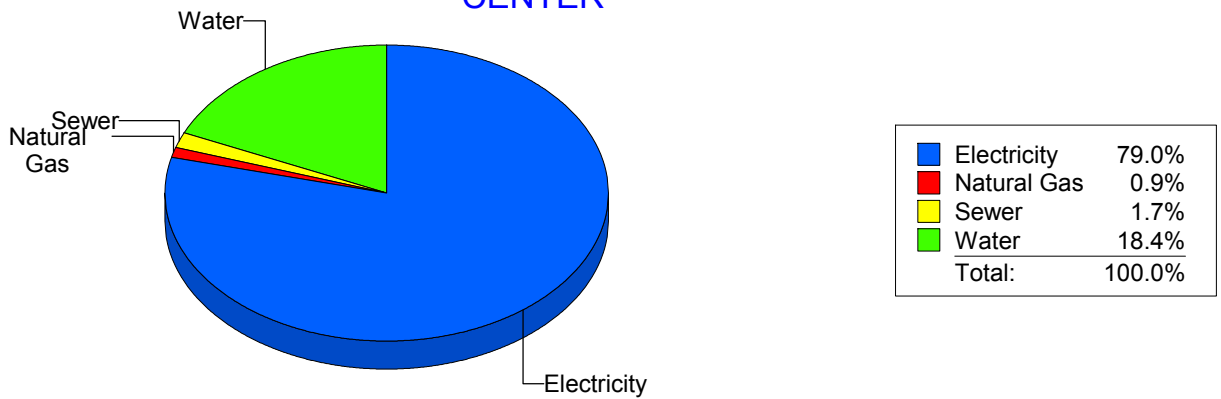
Cost Avoidance Program

Cost Summary Graph

Grouped by Energy Type

Energy Type	Use	Units	Meter Cost	Special Charges	Total Cost	Avg Unit Cost	% of Total Cost
Site: FRANKLIN9THGRADECENTER - FRANKLIN 9TH GRADE CENTER							
Electricity	166,000	KWH	\$17,948.01	\$0.00	\$17,948.01	0.1081	78.99%
Natural Gas	196	CCF	\$202.70	\$0.00	\$202.70	1.0342	0.89%
Water	2,829	CCF	\$4,190.91	\$0.00	\$4,190.91	1.4814	18.44%
Sewer	109	CCF	\$379.65	\$0.00	\$379.65	3.4830	1.67%
Total Cost:			\$22,721.27	\$0.00	\$22,721.27		

For FRANKLIN 9TH GRADE CENTER



Filters: Cost Center Name Not Equal To DoNotReport; Billing Period Equal To 201407All Meter CodesAll Group Names

elpaso

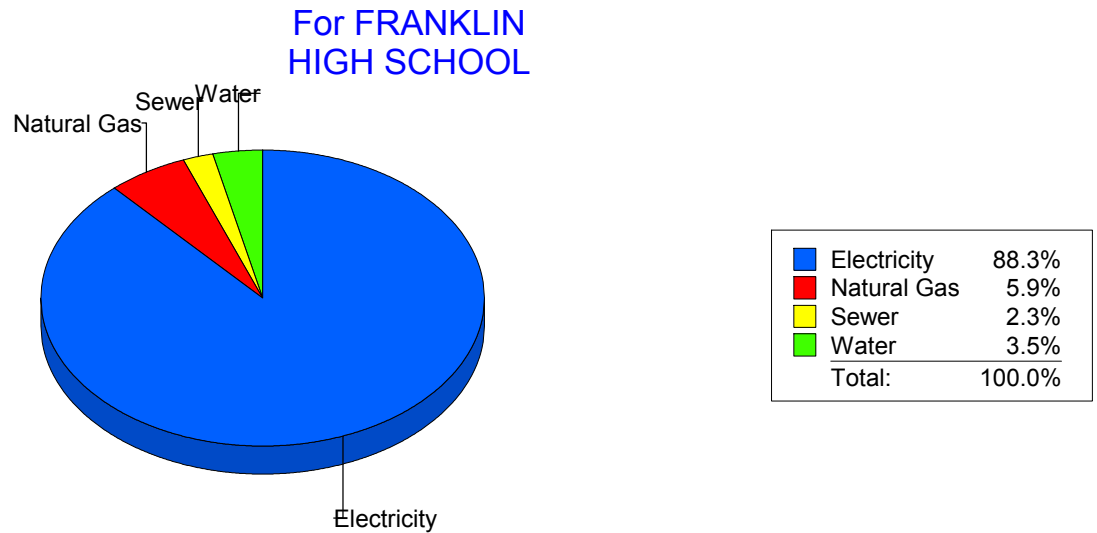
Energy CAP

Cost Avoidance Program

Cost Summary Graph

Grouped by Energy Type

Energy Type	Use	Units	Meter Cost	Special Charges	Total Cost	Avg Unit Cost	% of Total Cost
Site: FRANKLIN HIGH SCHOOL - FRANKLIN HIGH SCHOOL							
Electricity	221,628	KWH	\$24,298.73	\$0.00	\$24,298.73	0.1096	88.26%
Natural Gas	1,974	CCF	\$1,618.56	\$0.00	\$1,618.56	0.8199	5.88%
Water	464	CCF	\$972.41	\$0.00	\$972.41	2.0957	3.53%
Sewer	299	CCF	\$641.85	\$0.00	\$641.85	2.1467	2.33%
Total Cost:			\$27,531.55	\$0.00	\$27,531.55		



Filters: Cost Center Name Not Equal To DoNotReport; Billing Period Equal To 201407All Meter CodesAll Group Names

el Paso

Energy CAP

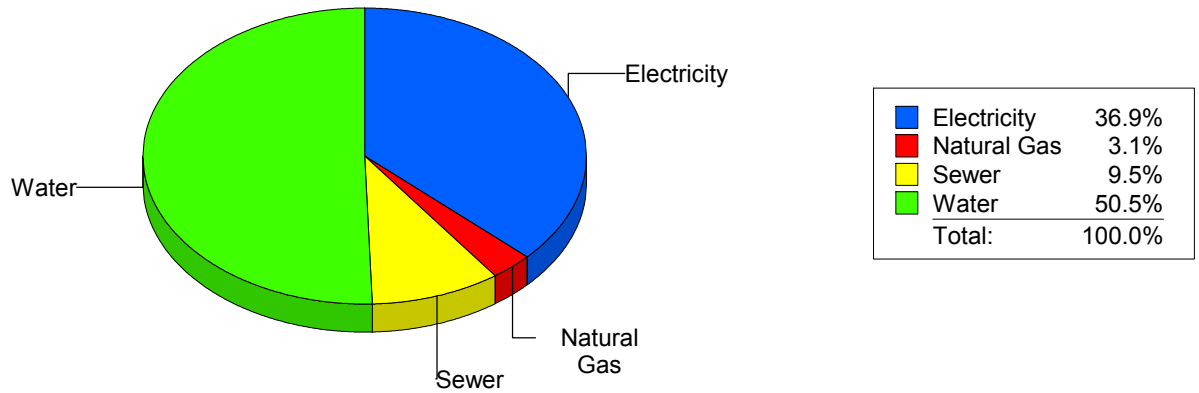
Cost Avoidance Program

Cost Summary Graph

Grouped by Energy Type

Energy Type	Use	Units	Meter Cost	Special Charges	Total Cost	Avg Unit Cost	% of Total Cost
Site: GREEN ELEMENTARY SCH - GREEN ELEMENTARY SCH							
Electricity	18,300	KWH	\$1,974.58	\$0.00	\$1,974.58	0.1079	36.86%
Natural Gas	64	CCF	\$166.21	\$0.00	\$166.21	2.5970	3.10%
Water	686	CCF	\$2,706.16	\$0.00	\$2,706.16	3.9448	50.51%
Sewer	155	CCF	\$510.45	\$0.00	\$510.45	3.2932	9.53%
Total Cost:			\$5,357.40	\$0.00	\$5,357.40		

For GREEN ELEMENTARY SCH



Filters: Cost Center Name Not Equal To DoNotReport; Billing Period Equal To 201407All Meter CodesAll Group Names

elpaso

Energy CAP

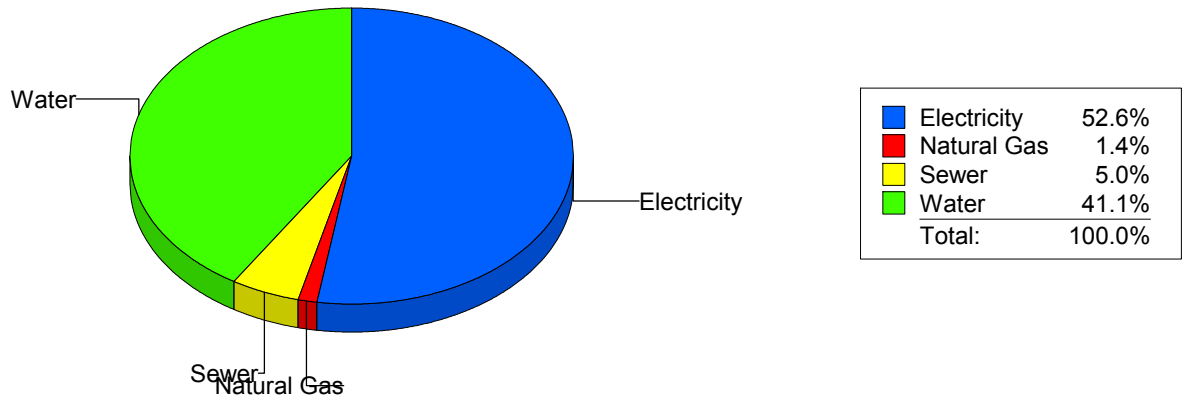
Cost Avoidance Program

Cost Summary Graph

Grouped by Energy Type

Energy Type	Use	Units	Meter Cost	Special Charges	Total Cost	Avg Unit Cost	% of Total Cost
Site: GUILLEN MIDDLE SCHOO - GUILLEN MIDDLE SCHOO							
Electricity	55,123	KWH	\$6,106.98	\$0.00	\$6,106.98	0.1108	52.60%
Natural Gas	55	CCF	\$160.28	\$0.00	\$160.28	2.9142	1.38%
Water	1,598	CCF	\$4,766.08	\$0.00	\$4,766.08	2.9825	41.05%
Sewer	261	CCF	\$576.33	\$0.00	\$576.33	2.2082	4.96%
Total Cost:			\$11,609.67	\$0.00	\$11,609.67		

For GUILLEN MIDDLE SCHOO



Filters: Cost Center Name Not Equal To DoNotReport; Billing Period Equal To 201407All Meter CodesAll Group Names

elpaso

Energy CAP

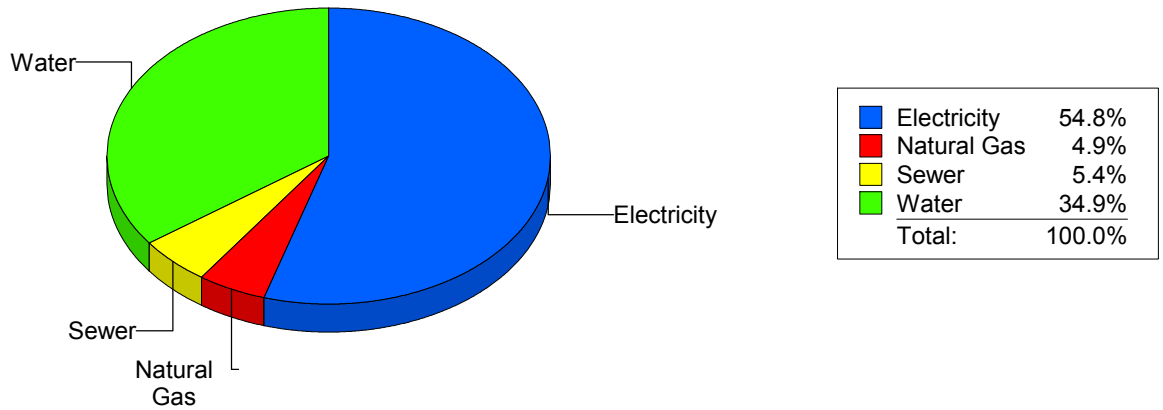
Cost Avoidance Program

Cost Summary Graph

Grouped by Energy Type

Energy Type	Use	Units	Meter Cost	Special Charges	Total Cost	Avg Unit Cost	% of Total Cost
Site: H.E. CHARLES MIDDLE - H.E. CHARLES MIDDLE							
Electricity	41,528	KWH	\$6,318.35	\$0.00	\$6,318.35	0.1521	54.76%
Natural Gas	588	CCF	\$568.44	\$0.00	\$568.44	0.9667	4.93%
Water	1,154	CCF	\$4,024.83	\$0.00	\$4,024.83	3.4877	34.88%
Sewer	288	CCF	\$626.67	\$0.00	\$626.67	2.1759	5.43%
Total Cost:			\$11,538.29	\$0.00	\$11,538.29		

For H.E. CHARLES MIDDLE



Filters: Cost Center Name Not Equal To DoNotReport; Billing Period Equal To 201407All Meter CodesAll Group Names

elpaso

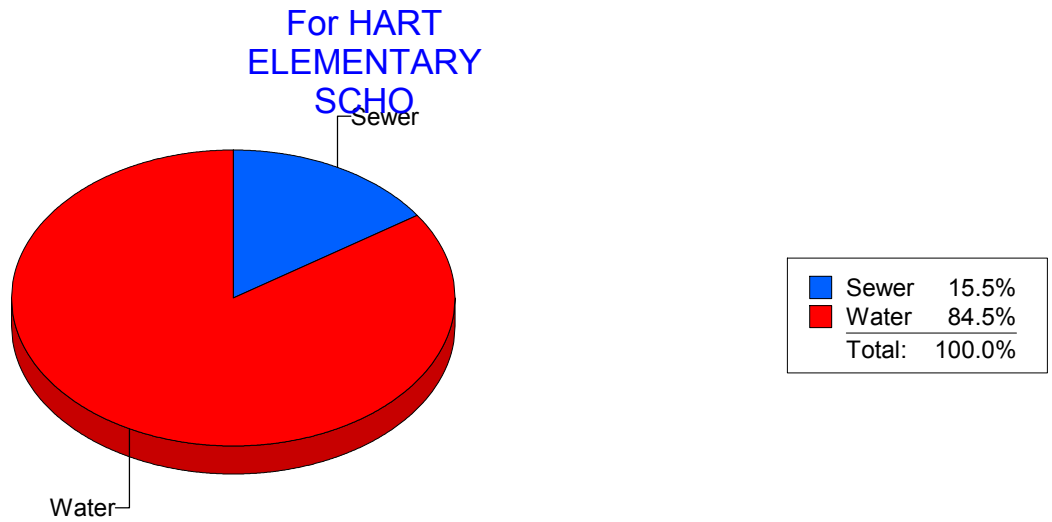
Energy CAP

Cost Avoidance Program

Cost Summary Graph

Grouped by Energy Type

Energy Type	Use	Units	Meter Cost	Special Charges	Total Cost	Avg Unit Cost	% of Total Cost
Site: HART ELEMENTARY SCHO - HART ELEMENTARY SCHO							
Water		251 CCF	\$1,160.21	\$0.00	\$1,160.21	4.6224	84.45%
Sewer		39 CCF	\$213.58	\$0.00	\$213.58	5.4764	15.55%
Total Cost:			\$1,373.79	\$0.00	\$1,373.79		



Filters: Cost Center Name Not Equal To DoNotReport; Billing Period Equal To 201407All Meter CodesAll Group Names

el Paso

Energy CAP

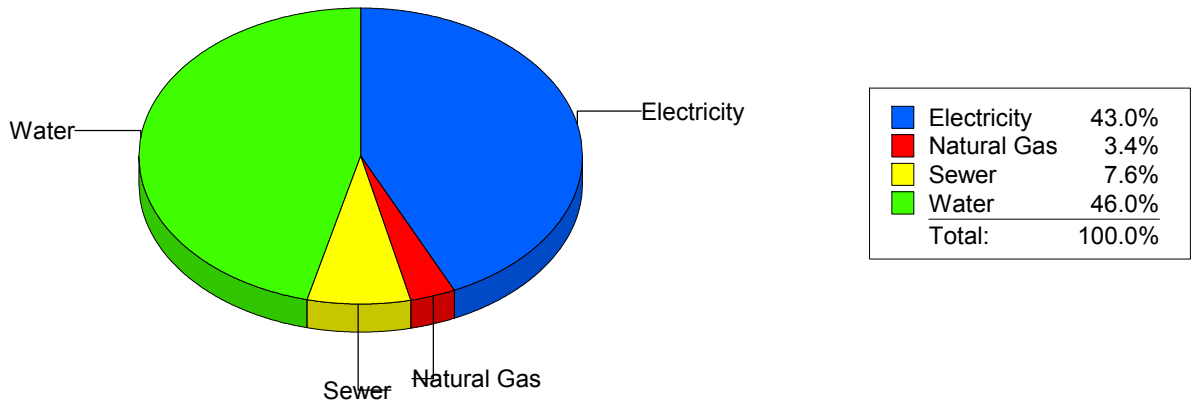
Cost Avoidance Program

Cost Summary Graph

Grouped by Energy Type

Energy Type	Use	Units	Meter Cost	Special Charges	Total Cost	Avg Unit Cost	% of Total Cost
Site: HAWKINS ELEMENTARY S - HAWKINS ELEMENTARY S							
Electricity	11,420	KWH	\$1,134.65	\$0.00	\$1,134.65	0.0994	42.99%
Natural Gas	43	CCF	\$90.35	\$0.00	\$90.35	2.1012	3.42%
Water	263	CCF	\$1,215.13	\$0.00	\$1,215.13	4.6203	46.03%
Sewer	47	CCF	\$199.50	\$0.00	\$199.50	4.2447	7.56%
Total Cost:			\$2,639.63	\$0.00	\$2,639.63		

For HAWKINS ELEMENTARY S



Filters: Cost Center Name Not Equal To DoNotReport; Billing Period Equal To 201407All Meter CodesAll Group Names

elpaso

Energy CAP

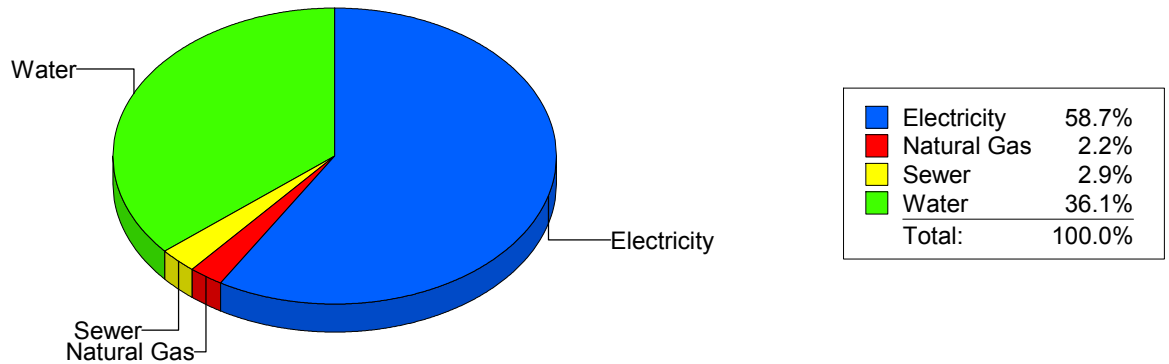
Cost Avoidance Program

Cost Summary Graph

Grouped by Energy Type

Energy Type	Use	Units	Meter Cost	Special Charges	Total Cost	Avg Unit Cost	% of Total Cost
Site: HENDERSON MIDDLE SCH - HENDERSON MIDDLE SCH							
Electricity	36,804	KWH	\$5,098.51	\$0.00	\$5,098.51	0.1385	58.74%
Natural Gas	185	CCF	\$194.10	\$0.00	\$194.10	1.0492	2.24%
Water	1,129	CCF	\$3,133.48	\$0.00	\$3,133.48	2.7754	36.10%
Sewer	135	CCF	\$253.62	\$0.00	\$253.62	1.8787	2.92%
Total Cost:			\$8,679.71	\$0.00	\$8,679.71		

For
HENDERSON
MIDDLE SCH



Filters: Cost Center Name Not Equal To DoNotReport; Billing Period Equal To 201407All Meter CodesAll Group Names

el Paso

Energy CAP

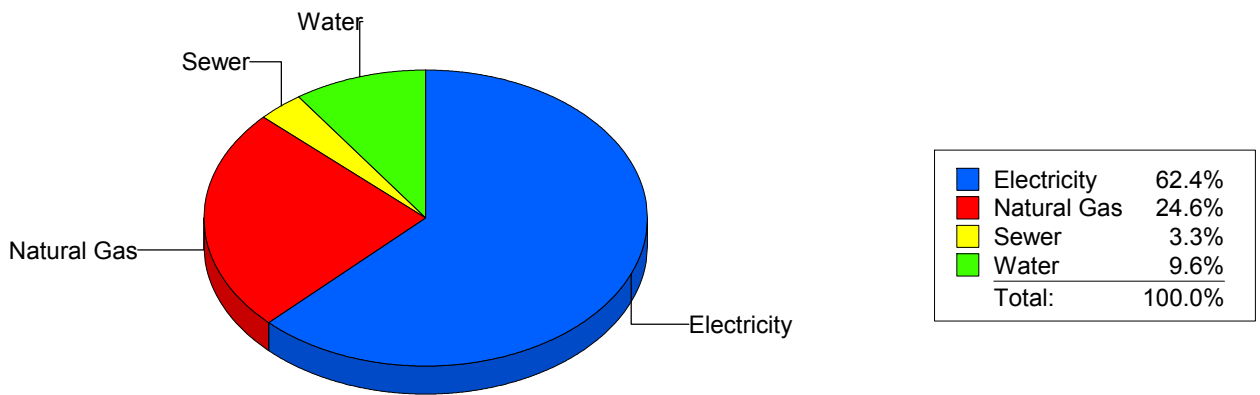
Cost Avoidance Program

Cost Summary Graph

Grouped by Energy Type

Energy Type	Use	Units	Meter Cost	Special Charges	Total Cost	Avg Unit Cost	% of Total Cost
Site: HERCULES COTTAGES - HERCULES COTTAGES							
Electricity	4,607	KWH	\$792.19	\$0.00	\$792.19	0.1720	62.39%
Natural Gas	4	CCF	\$312.82	\$0.00	\$312.82	78.2050	24.64%
Water	32	CCF	\$122.26	\$0.00	\$122.26	3.8206	9.63%
Sewer	7	CCF	\$42.45	\$0.00	\$42.45	6.0643	3.34%
Total Cost:			\$1,269.72	\$0.00	\$1,269.72		

For HERCULES COTTAGES



Filters: Cost Center Name Not Equal To DoNotReport; Billing Period Equal To 201407All Meter CodesAll Group Names

elpaso

Energy CAP

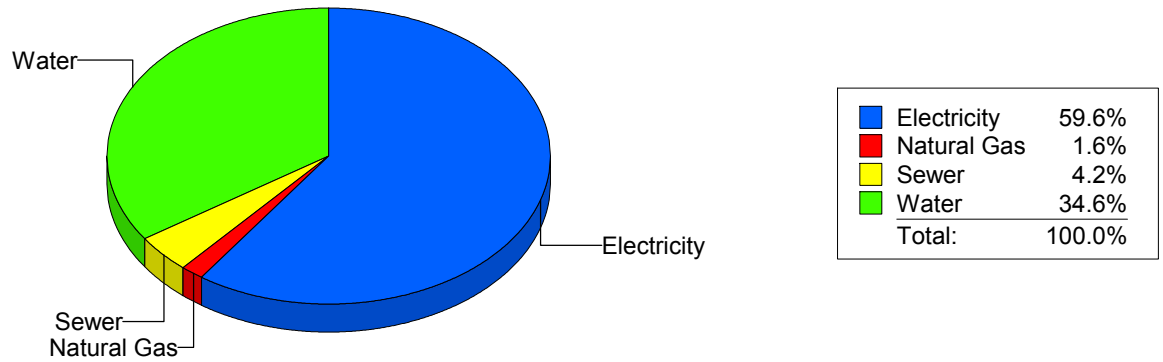
Cost Avoidance Program

Cost Summary Graph

Grouped by Energy Type

Energy Type	Use	Units	Meter Cost	Special Charges	Total Cost	Avg Unit Cost	% of Total Cost
Site: HERRERA - HERRERA ELEMENTARY							
Electricity	40,600	KWH	\$5,746.76	\$0.00	\$5,746.76	0.1415	59.62%
Natural Gas	139	CCF	\$158.25	\$0.00	\$158.25	1.1385	1.64%
Water	834	CCF	\$3,330.30	\$0.00	\$3,330.30	3.9932	34.55%
Sewer	126	CCF	\$403.11	\$0.00	\$403.11	3.1993	4.18%
Total Cost:			\$9,638.42	\$0.00	\$9,638.42		

For HERRERA ELEMENTARY



Filters: Cost Center Name Not Equal To DoNotReport; Billing Period Equal To 201407All Meter CodesAll Group Names

elpaso

Energy CAP

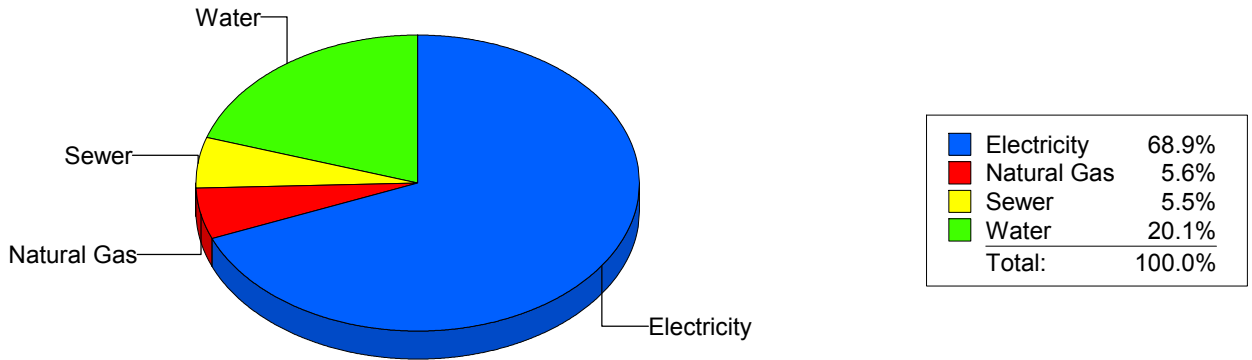
Cost Avoidance Program

Cost Summary Graph

Grouped by Energy Type

Energy Type	Use	Units	Meter Cost	Special Charges	Total Cost	Avg Unit Cost	% of Total Cost
Site: HILLSIDE ELEMENTARY - HILLSIDE ELEMENTARY							
Electricity	32,360	KWH	\$4,618.81	\$0.00	\$4,618.81	0.1427	68.85%
Natural Gas	187	CCF	\$372.73	\$0.00	\$372.73	1.9932	5.56%
Water	383	CCF	\$1,348.62	\$0.00	\$1,348.62	3.5212	20.10%
Sewer	110	CCF	\$367.95	\$0.00	\$367.95	3.3450	5.49%
Total Cost:			\$6,708.11	\$0.00	\$6,708.11		

For HILLSIDE ELEMENTARY



Filters: Cost Center Name Not Equal To DoNotReport; Billing Period Equal To 201407All Meter CodesAll Group Names

elpaso

Energy CAP

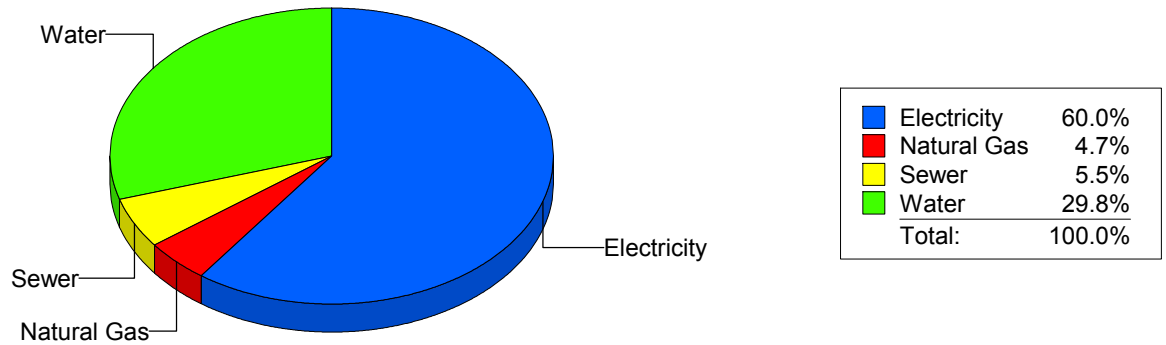
Cost Avoidance Program

Cost Summary Graph

Grouped by Energy Type

Energy Type	Use	Units	Meter Cost	Special Charges	Total Cost	Avg Unit Cost	% of Total Cost
Site: HOUSTON INTERMEDIATE - HOUSTON INTERMEDIATE							
Electricity	28,200	KWH	\$3,575.14	\$0.00	\$3,575.14	0.1268	60.00%
Natural Gas	137	CCF	\$280.78	\$0.00	\$280.78	2.0495	4.71%
Water	404	CCF	\$1,776.67	\$0.00	\$1,776.67	4.3977	29.81%
Sewer	72	CCF	\$326.44	\$0.00	\$326.44	4.5339	5.48%
Total Cost:			\$5,959.03	\$0.00	\$5,959.03		

For HOUSTON INTERMEDIATE



Filters: Cost Center Name Not Equal To DoNotReport; Billing Period Equal To 201407All Meter CodesAll Group Names

elpaso

Energy CAP

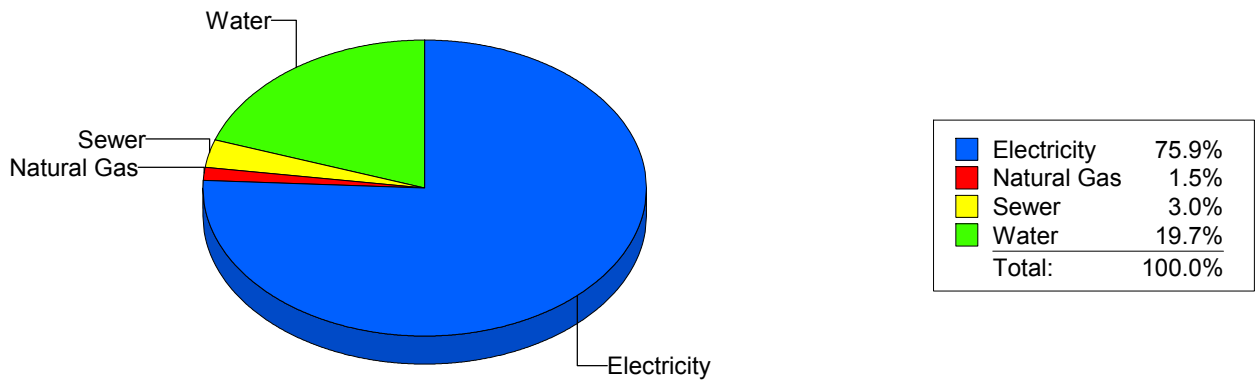
Cost Avoidance Program

Cost Summary Graph

Grouped by Energy Type

Energy Type	Use	Units	Meter Cost	Special Charges	Total Cost	Avg Unit Cost	% of Total Cost
Site: MOYE - HR MOYE							
Electricity	63,360	KWH	\$8,560.95	\$0.00	\$8,560.95	0.1351	75.86%
Natural Gas	151	CCF	\$167.62	\$0.00	\$167.62	1.1101	1.49%
Water	401	CCF	\$2,220.93	\$0.00	\$2,220.93	5.5385	19.68%
Sewer	77	CCF	\$335.49	\$0.00	\$335.49	4.3570	2.97%
Total Cost:			\$11,284.99	\$0.00	\$11,284.99		

For HR MOYE



Filters: Cost Center Name Not Equal To DoNotReport; Billing Period Equal To 201407All Meter CodesAll Group Names

elpaso

Energy CAP

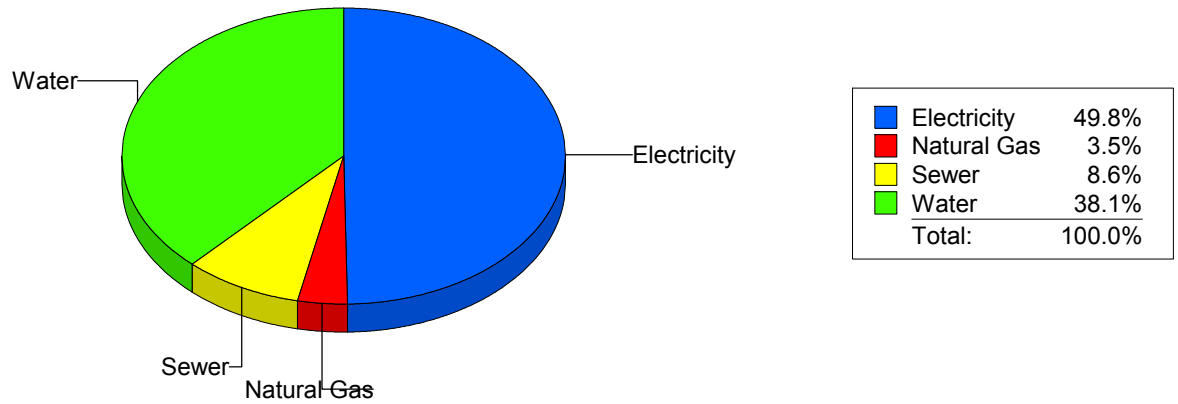
Cost Avoidance Program

Cost Summary Graph

Grouped by Energy Type

Energy Type	Use	Units	Meter Cost	Special Charges	Total Cost	Avg Unit Cost	% of Total Cost
Site: HUGHEY ELEMENTARY SC - HUGHEY ELEMENTARY SC							
Electricity	15,601	KWH	\$2,856.67	\$0.00	\$2,856.67	0.1831	49.81%
Natural Gas	26	CCF	\$203.09	\$0.00	\$203.09	7.8112	3.54%
Water	567	CCF	\$2,184.66	\$0.00	\$2,184.66	3.8530	38.09%
Sewer	150	CCF	\$490.47	\$0.00	\$490.47	3.2698	8.55%
Total Cost:			\$5,734.89	\$0.00	\$5,734.89		

For HUGHEY ELEMENTARY SC



Filters: Cost Center Name Not Equal To DoNotReport; Billing Period Equal To 201407All Meter CodesAll Group Names

elpaso

Energy CAP

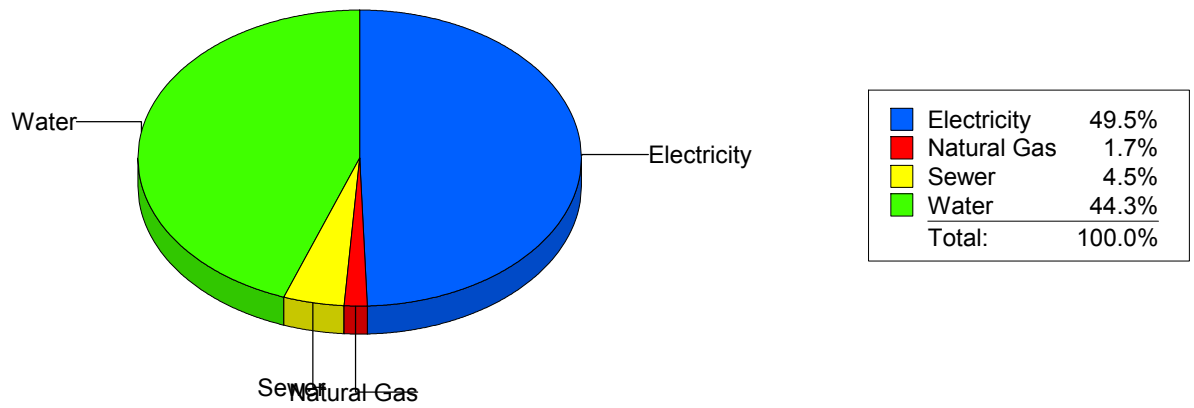
Cost Avoidance Program

Cost Summary Graph

Grouped by Energy Type

Energy Type	Use	Units	Meter Cost	Special Charges	Total Cost	Avg Unit Cost	% of Total Cost
Site: IRVIN HIGH SCHOOL - IRVIN HIGH SCHOOL							
Electricity	107,392	KWH	\$12,399.45	\$0.00	\$12,399.45	0.1155	49.46%
Natural Gas	400	CCF	\$423.77	\$0.00	\$423.77	1.0594	1.69%
Water	3,160	CCF	\$11,112.82	\$0.00	\$11,112.82	3.5167	44.33%
Sewer	714	CCF	\$1,134.15	\$0.00	\$1,134.15	1.5884	4.52%
Total Cost:			\$25,070.19	\$0.00	\$25,070.19		

For IRVIN HIGH SCHOOL



Filters: Cost Center Name Not Equal To DoNotReport; Billing Period Equal To 201407All Meter CodesAll Group Names

elpaso

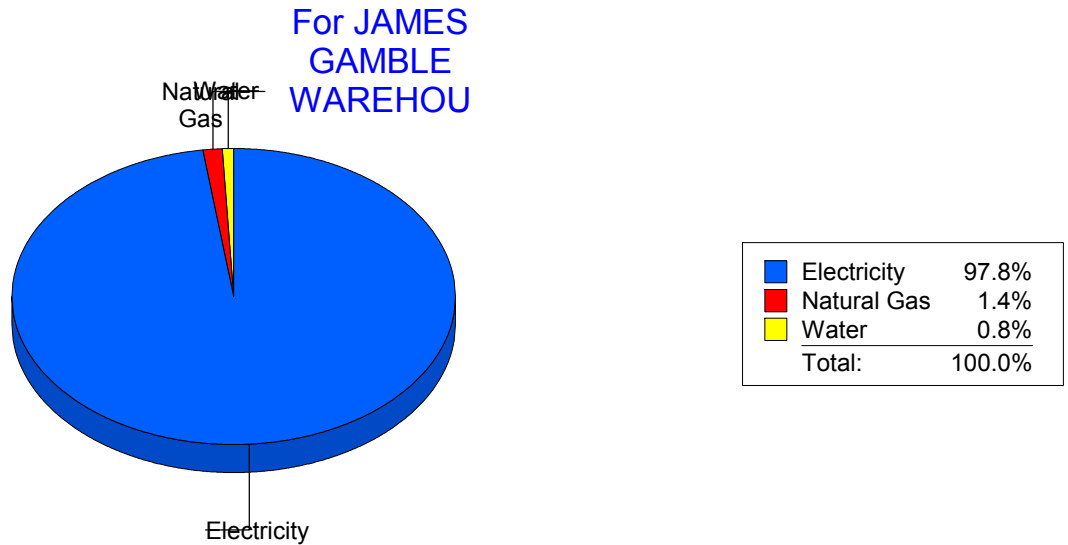
Energy CAP

Cost Avoidance Program

Cost Summary Graph

Grouped by Energy Type

Energy Type	Use	Units	Meter Cost	Special Charges	Total Cost	Avg Unit Cost	% of Total Cost
Site: JAMES GAMBLE WAREHOU - JAMES GAMBLE WAREHOU							
Electricity	33,900	KWH	\$4,785.79	\$0.00	\$4,785.79	0.1412	97.80%
Natural Gas	10	CCF	\$68.31	\$0.00	\$68.31	6.8310	1.40%
Water	0	CCF	\$39.32	\$0.00	\$39.32	0.0000	0.80%
Total Cost:			\$4,893.42	\$0.00	\$4,893.42		



Filters: Cost Center Name Not Equal To DoNotReport; Billing Period Equal To 201407All Meter CodesAll Group Names

elpaso

Energy CAP

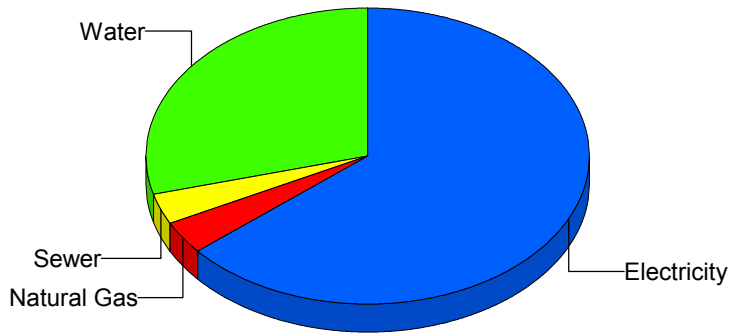
Cost Avoidance Program

Cost Summary Graph

Grouped by Energy Type

Energy Type	Use	Units	Meter Cost	Special Charges	Total Cost	Avg Unit Cost	% of Total Cost
Site: JEFFERSON HIGH SCHOOL - JEFFERSON HIGH SCHOOL							
Electricity	101,560	KWH	\$12,746.35	\$0.00	\$12,746.35	0.1255	63.94%
Natural Gas	303	CCF	\$707.88	\$0.00	\$707.88	2.3362	3.55%
Water	1,900	CCF	\$5,831.76	\$0.00	\$5,831.76	3.0693	29.25%
Sewer	200	CCF	\$648.67	\$0.00	\$648.67	3.2434	3.25%
Total Cost:			\$19,934.66	\$0.00	\$19,934.66		

For
JEFFERSON
HIGH SCHOOL



Electricity	63.9%
Natural Gas	3.6%
Sewer	3.3%
Water	29.3%
Total:	100.0%

Filters: Cost Center Name Not Equal To DoNotReport; Billing Period Equal To 201407All Meter CodesAll Group Names

elpaso

Energy CAP

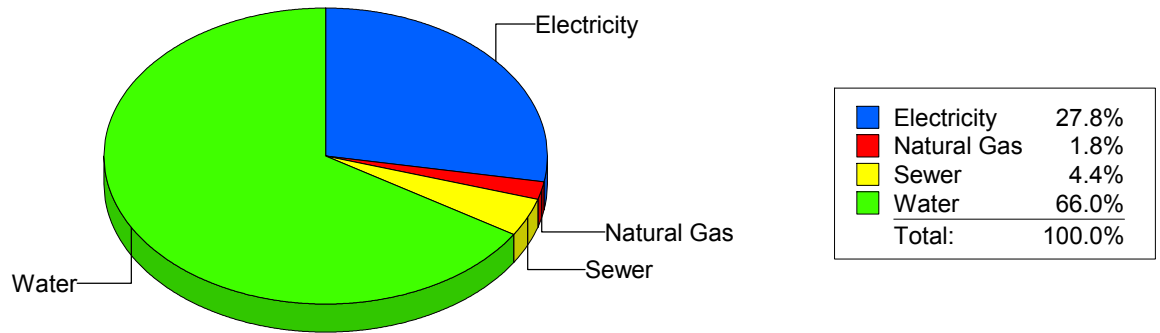
Cost Avoidance Program

Cost Summary Graph

Grouped by Energy Type

Energy Type	Use	Units	Meter Cost	Special Charges	Total Cost	Avg Unit Cost	% of Total Cost
Site: KOHLBERG ELEMENTARY - KOHLBERG ELEMENTARY							
Electricity	21,320	KWH	\$2,231.91	\$0.00	\$2,231.91	0.1047	27.81%
Natural Gas	34	CCF	\$146.45	\$0.00	\$146.45	4.3074	1.82%
Water	1,121	CCF	\$5,296.75	\$0.00	\$5,296.75	4.7250	65.99%
Sewer	108	CCF	\$351.38	\$0.00	\$351.38	3.2535	4.38%
Total Cost:			\$8,026.49	\$0.00	\$8,026.49		

For
**KOHLBERG
ELEMENTARY**



Filters: Cost Center Name Not Equal To DoNotReport; Billing Period Equal To 201407All Meter CodesAll Group Names

elpaso

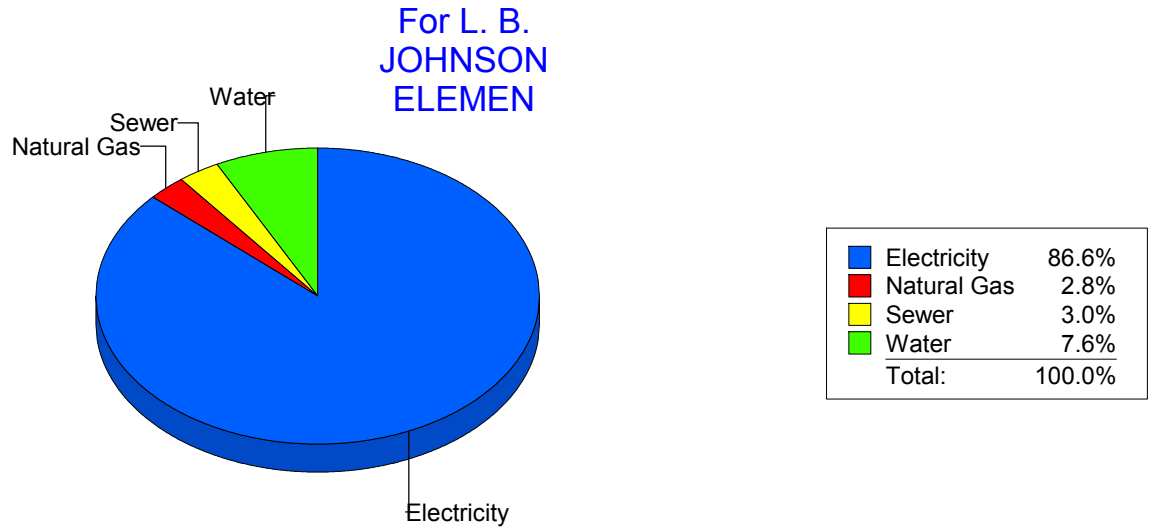
Energy CAP

Cost Avoidance Program

Cost Summary Graph

Grouped by Energy Type

Energy Type	Use	Units	Meter Cost	Special Charges	Total Cost	Avg Unit Cost	% of Total Cost
Site: L. B. JOHNSON ELEMEN - L. B. JOHNSON ELEMEN							
Electricity	37,600	KWH	\$5,717.52	\$0.00	\$5,717.52	0.1521	86.56%
Natural Gas	97	CCF	\$187.91	\$0.00	\$187.91	1.9372	2.84%
Water	321	CCF	\$498.91	\$0.00	\$498.91	1.5542	7.55%
Sewer	38	CCF	\$201.27	\$0.00	\$201.27	5.2966	3.05%
Total Cost:			\$6,605.61	\$0.00	\$6,605.61		



Filters: Cost Center Name Not Equal To DoNotReport; Billing Period Equal To 201407All Meter CodesAll Group Names

elpaso

Energy CAP

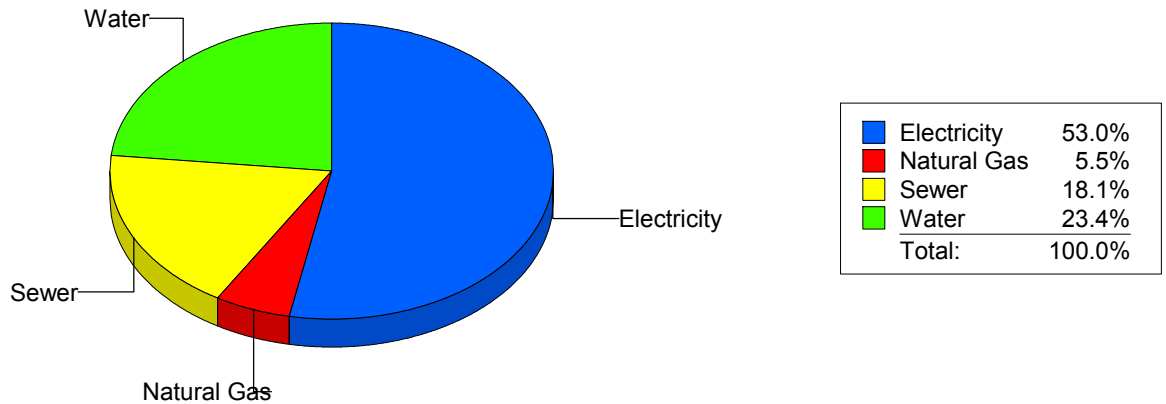
Cost Avoidance Program

Cost Summary Graph

Grouped by Energy Type

Energy Type	Use	Units	Meter Cost	Special Charges	Total Cost	Avg Unit Cost	% of Total Cost
Site: LAMAR ELEMENTARY SCH - LAMAR ELEMENTARY SCH							
Electricity	16,800	KWH	\$1,839.16	\$0.00	\$1,839.16	0.1095	53.00%
Natural Gas	7	CCF	\$190.72	\$0.00	\$190.72	27.2457	5.50%
Water	295	CCF	\$811.43	\$0.00	\$811.43	2.7506	23.39%
Sewer	191	CCF	\$628.56	\$0.00	\$628.56	3.2909	18.11%
Total Cost:			\$3,469.87	\$0.00	\$3,469.87		

For LAMAR
ELEMENTARY
SCH



Filters: Cost Center Name Not Equal To DoNotReport; Billing Period Equal To 201407All Meter CodesAll Group Names

elpaso

Energy CAP

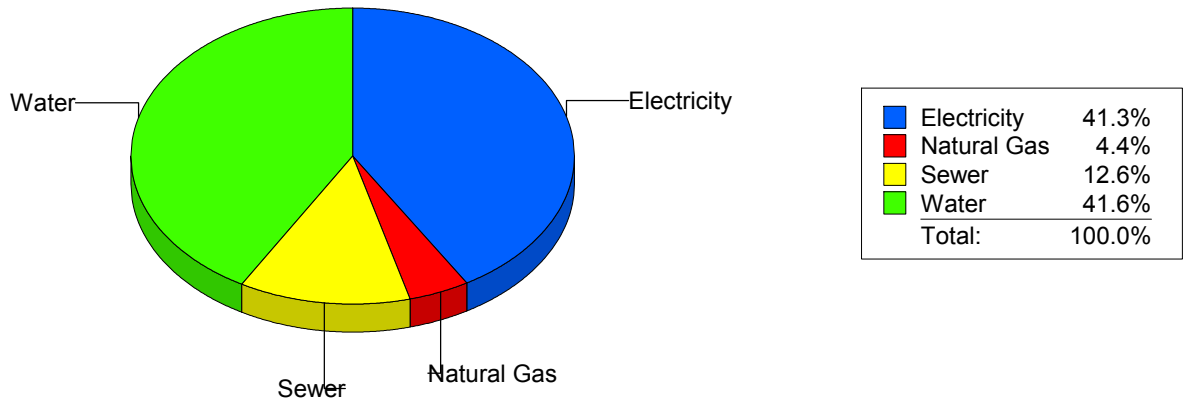
Cost Avoidance Program

Cost Summary Graph

Grouped by Energy Type

Energy Type	Use	Units	Meter Cost	Special Charges	Total Cost	Avg Unit Cost	% of Total Cost
Site: LEE ELEMENTARY - LEE ELEMENTARY							
Electricity	10,480	KWH	\$1,364.73	\$0.00	\$1,364.73	0.1302	41.31%
Natural Gas	124	CCF	\$146.58	\$0.00	\$146.58	1.1821	4.44%
Water	463	CCF	\$1,375.54	\$0.00	\$1,375.54	2.9709	41.64%
Sewer	97	CCF	\$416.60	\$0.00	\$416.60	4.2948	12.61%
Total Cost:			\$3,303.45	\$0.00	\$3,303.45		

For LEE ELEMENTARY



Filters: Cost Center Name Not Equal To DoNotReport; Billing Period Equal To 201407All Meter CodesAll Group Names

elpaso

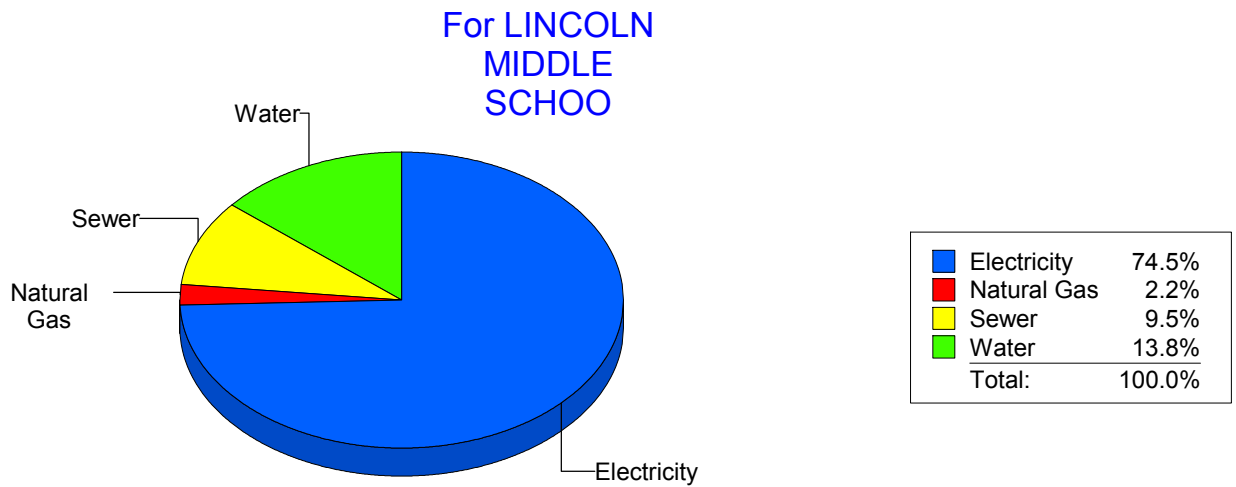
Energy CAP

Cost Avoidance Program

Cost Summary Graph

Grouped by Energy Type

Energy Type	Use	Units	Meter Cost	Special Charges	Total Cost	Avg Unit Cost	% of Total Cost
Site: LINCOLN MIDDLE SCHOO - LINCOLN MIDDLE SCHOO							
Electricity	58,250	KWH	\$8,182.72	\$0.00	\$8,182.72	0.1405	74.48%
Natural Gas	253	CCF	\$247.13	\$0.00	\$247.13	0.9768	2.25%
Water	882	CCF	\$1,511.31	\$0.00	\$1,511.31	1.7135	13.76%
Sewer	650	CCF	\$1,045.83	\$0.00	\$1,045.83	1.6090	9.52%
Total Cost:			\$10,986.99	\$0.00	\$10,986.99		



Filters: Cost Center Name Not Equal To DoNotReport; Billing Period Equal To 201407All Meter CodesAll Group Names

elpaso

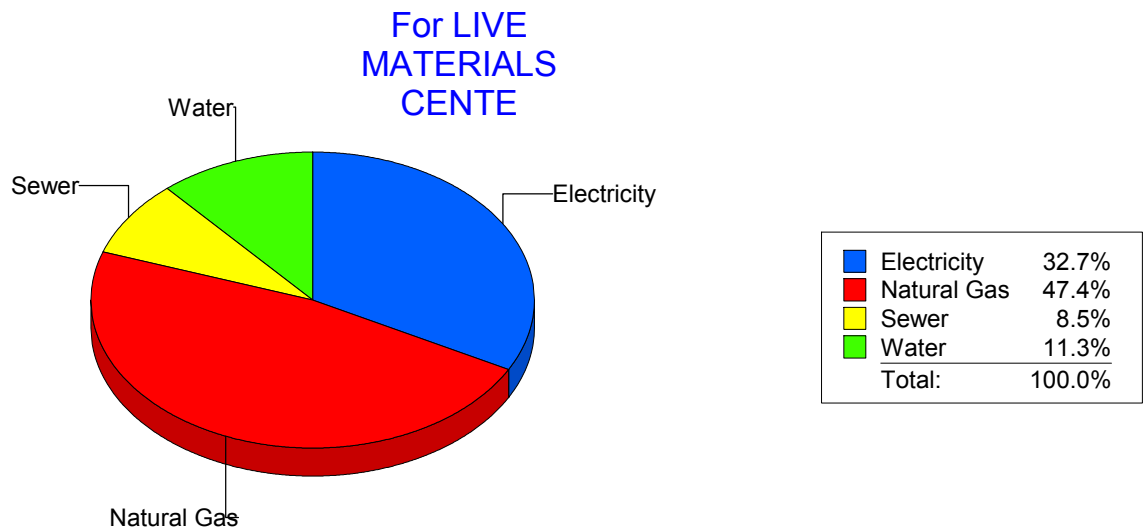
Energy CAP

Cost Avoidance Program

Cost Summary Graph

Grouped by Energy Type

Energy Type	Use	Units	Meter Cost	Special Charges	Total Cost	Avg Unit Cost	% of Total Cost
Site: LIVE MATERIALS CENTE - LIVE MATERIALS CENTE							
Electricity	450 KWH		\$89.29	\$0.00	\$89.29	0.1984	32.73%
Natural Gas	8 CCF		\$129.34	\$0.00	\$129.34	16.1675	47.41%
Water	5 CCF		\$30.94	\$0.00	\$30.94	6.1880	11.34%
Sewer	1 CCF		\$23.24	\$0.00	\$23.24	23.2400	8.52%
Total Cost:			\$272.81	\$0.00	\$272.81		



Filters: Cost Center Name Not Equal To DoNotReport; Billing Period Equal To 201407All Meter CodesAll Group Names

elpaso

Energy CAP

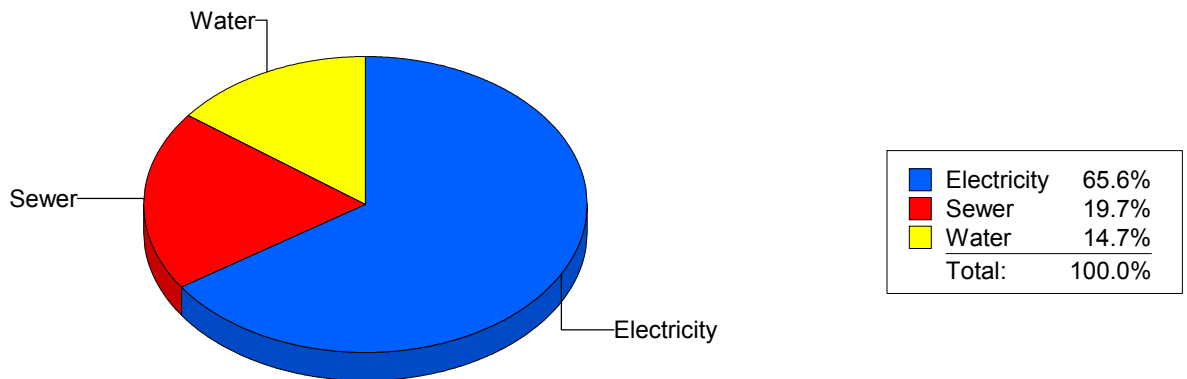
Cost Avoidance Program

Cost Summary Graph

Grouped by Energy Type

Energy Type	Use	Units	Meter Cost	Special Charges	Total Cost	Avg Unit Cost	% of Total Cost
Site: LOGAN ELEMENTARY - LOGAN ELEMENTARY							
Electricity	2,260	KWH	\$743.16	\$0.00	\$743.16	0.3288	65.63%
Water	63	CCF	\$166.01	\$0.00	\$166.01	2.6351	14.66%
Sewer	113	CCF	\$223.26	\$0.00	\$223.26	1.9758	19.72%
Total Cost:			\$1,132.43	\$0.00	\$1,132.43		

For LOGAN ELEMENTARY



Filters: Cost Center Name Not Equal To DoNotReport; Billing Period Equal To 201407All Meter CodesAll Group Names

elpaso

Energy CAP

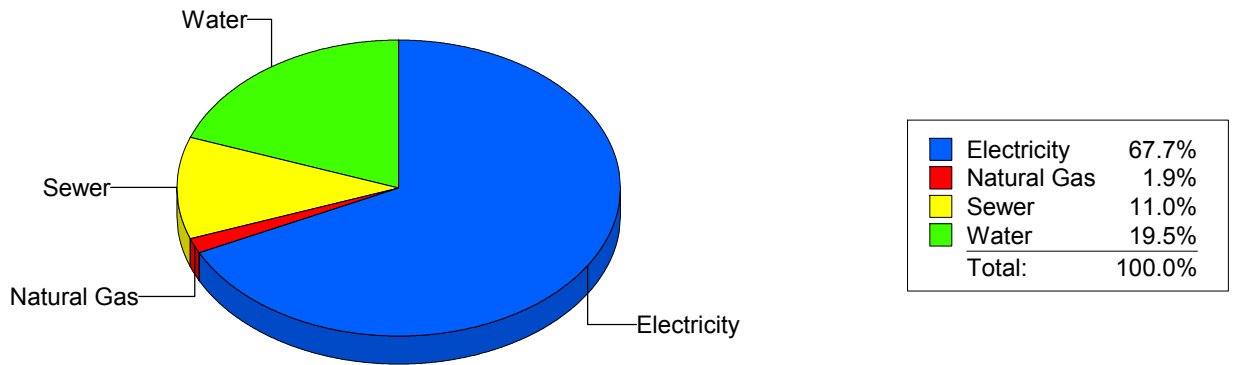
Cost Avoidance Program

Cost Summary Graph

Grouped by Energy Type

Energy Type	Use	Units	Meter Cost	Special Charges	Total Cost	Avg Unit Cost	% of Total Cost
Site: LUNDY - LUNDY							
Electricity	46,000	KWH	\$6,863.46	\$0.00	\$6,863.46	0.1492	67.65%
Natural Gas	106	CCF	\$193.85	\$0.00	\$193.85	1.8288	1.91%
Water	475	CCF	\$1,975.26	\$0.00	\$1,975.26	4.1584	19.47%
Sewer	640	CCF	\$1,112.43	\$0.00	\$1,112.43	1.7382	10.97%
Total Cost:			\$10,145.00	\$0.00	\$10,145.00		

For LUNDY



Filters: Cost Center Name Not Equal To DoNotReport; Billing Period Equal To 201407All Meter CodesAll Group Names

elpaso

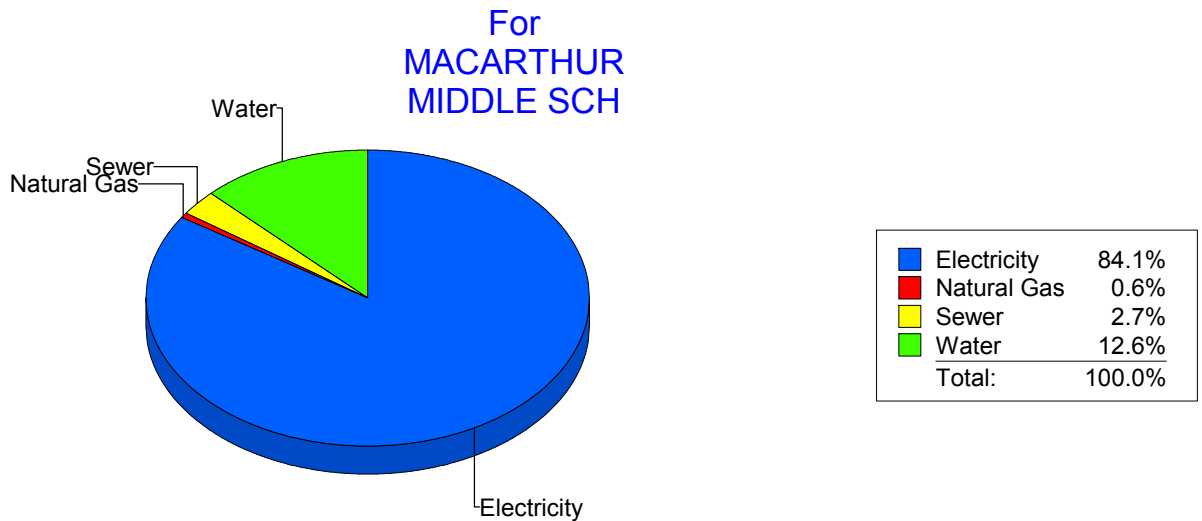
Energy CAP

Cost Avoidance Program

Cost Summary Graph

Grouped by Energy Type

Energy Type	Use	Units	Meter Cost	Special Charges	Total Cost	Avg Unit Cost	% of Total Cost
Site: MACARTHUR MIDDLE SCH - MACARTHUR MIDDLE SCH							
Electricity	45,440	KWH	\$10,262.38	\$0.00	\$10,262.38	0.2258	84.05%
Natural Gas	17	CCF	\$73.22	\$0.00	\$73.22	4.3071	0.60%
Water	451	CCF	\$1,538.44	\$0.00	\$1,538.44	3.4112	12.60%
Sewer	135	CCF	\$335.13	\$0.00	\$335.13	2.4824	2.74%
Total Cost:			\$12,209.17	\$0.00	\$12,209.17		



Filters: Cost Center Name Not Equal To DoNotReport; Billing Period Equal To 201407All Meter CodesAll Group Names

elpaso

Energy CAP

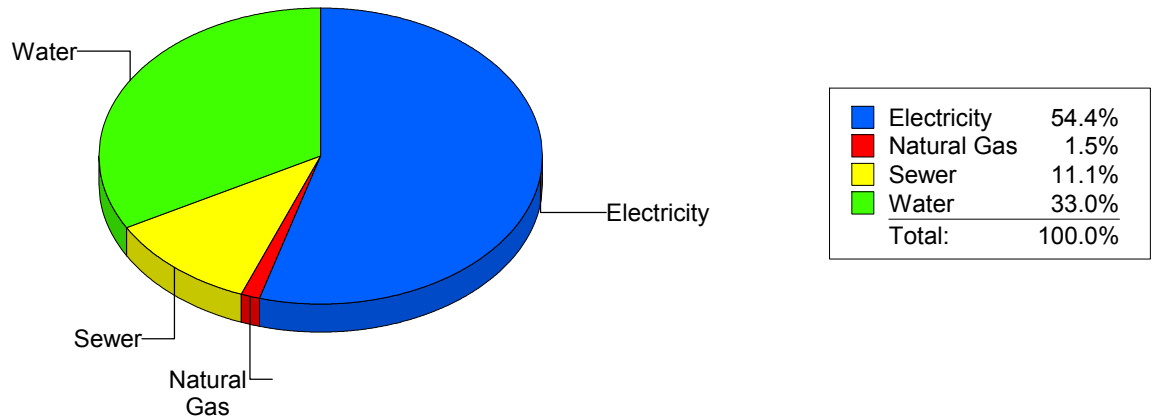
Cost Avoidance Program

Cost Summary Graph

Grouped by Energy Type

Energy Type	Use	Units	Meter Cost	Special Charges	Total Cost	Avg Unit Cost	% of Total Cost
Site: MAGOFFIN MIDDLE SCHO - MAGOFFIN MIDDLE SCHO							
Electricity	13,004	KWH	\$2,192.88	\$0.00	\$2,192.88	0.1686	54.42%
Natural Gas	0	CCF	\$62.04	\$0.00	\$62.04	0.0000	1.54%
Water	381	CCF	\$1,329.06	\$0.00	\$1,329.06	3.4883	32.98%
Sewer	157	CCF	\$445.89	\$0.00	\$445.89	2.8401	11.06%
Total Cost:			\$4,029.87	\$0.00	\$4,029.87		

For MAGOFFIN MIDDLE SCHO



Filters: Cost Center Name Not Equal To DoNotReport; Billing Period Equal To 201407All Meter CodesAll Group Names

elpaso

Energy CAP

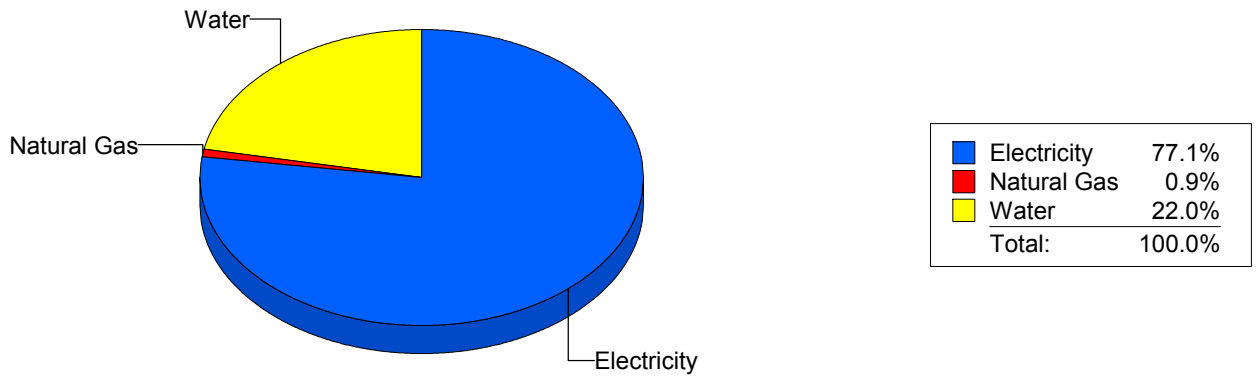
Cost Avoidance Program

Cost Summary Graph

Grouped by Energy Type

Energy Type	Use	Units	Meter Cost	Special Charges	Total Cost	Avg Unit Cost	% of Total Cost
Site: MAGOFFINMIDDLESCHOOLN047 - MAGOFFIN NEW MIDDLE SCHOOL							
Electricity	116,600	KWH	\$14,145.65	\$0.00	\$14,145.65	0.1213	77.09%
Natural Gas	149	CCF	\$166.05	\$0.00	\$166.05	1.1144	0.90%
Water	1,034	CCF	\$4,037.97	\$0.00	\$4,037.97	3.9052	22.01%
Total Cost:			\$18,349.67	\$0.00	\$18,349.67		

For MAGOFFIN
NEW MIDDLE
SCHOOL



Filters: Cost Center Name Not Equal To DoNotReport; Billing Period Equal To 201407All Meter CodesAll Group Names

elpaso

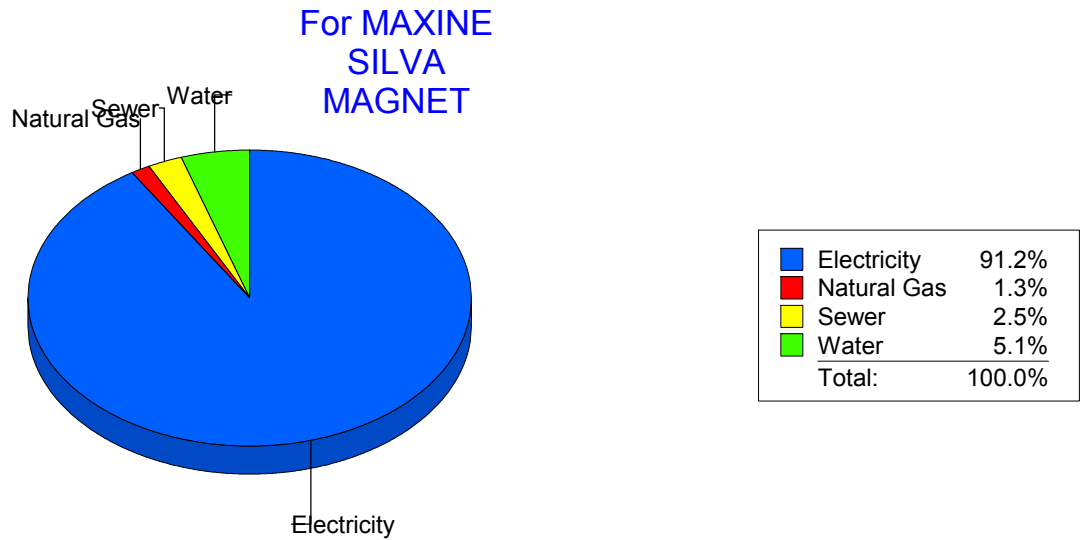
Energy CAP

Cost Avoidance Program

Cost Summary Graph

Grouped by Energy Type

Energy Type	Use	Units	Meter Cost	Special Charges	Total Cost	Avg Unit Cost	% of Total Cost
Site: MAXINE SILVA MAGNET - MAXINE SILVA MAGNET							
Electricity	77,100	KWH	\$9,328.17	\$0.00	\$9,328.17	0.1210	91.16%
Natural Gas	103	CCF	\$130.19	\$0.00	\$130.19	1.2640	1.27%
Water	173	CCF	\$517.91	\$0.00	\$517.91	2.9937	5.06%
Sewer	78	CCF	\$256.47	\$0.00	\$256.47	3.2881	2.51%
Total Cost:			\$10,232.74	\$0.00	\$10,232.74		



Filters: Cost Center Name Not Equal To DoNotReport; Billing Period Equal To 201407All Meter CodesAll Group Names

el paso

Energy CAP

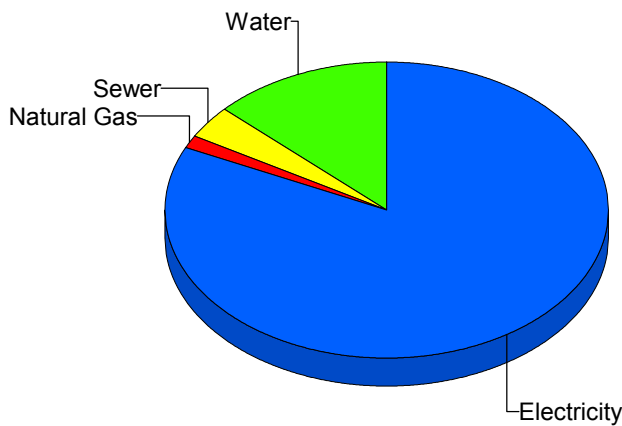
Cost Avoidance Program

Cost Summary Graph

Grouped by Energy Type

Energy Type	Use	Units	Meter Cost	Special Charges	Total Cost	Avg Unit Cost	% of Total Cost
Site: MESITA ELEMENTARY - MESITA ELEMENTARY							
Electricity	74,640	KWH	\$10,570.31	\$0.00	\$10,570.31	0.1416	81.85%
Natural Gas	90	CCF	\$183.34	\$0.00	\$183.34	2.0371	1.42%
Water	473	CCF	\$1,694.24	\$0.00	\$1,694.24	3.5819	13.12%
Sewer	175	CCF	\$466.59	\$0.00	\$466.59	2.6662	3.61%
Total Cost:			\$12,914.48	\$0.00	\$12,914.48		

For MESITA ELEMENTARY



Electricity	81.8%
Natural Gas	1.4%
Sewer	3.6%
Water	13.1%
Total:	100.0%

Filters: Cost Center Name Not Equal To DoNotReport; Billing Period Equal To 201407All Meter CodesAll Group Names

elpaso

Energy CAP

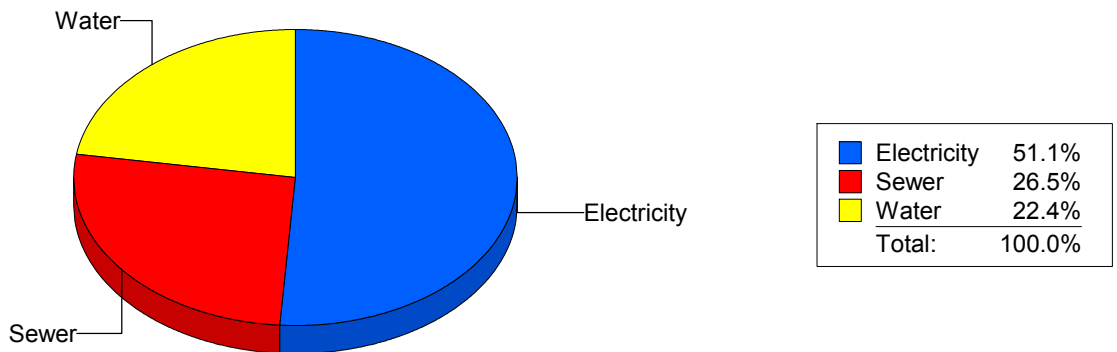
Cost Avoidance Program

Cost Summary Graph

Grouped by Energy Type

Energy Type	Use	Units	Meter Cost	Special Charges	Total Cost	Avg Unit Cost	% of Total Cost
Site: MILAM ELEMENTARY - MILAM ELEMENTARY							
Electricity	3,720	KWH	\$643.21	\$0.00	\$643.21	0.1729	51.09%
Water	94	CCF	\$282.03	\$0.00	\$282.03	3.0003	22.40%
Sewer	134	CCF	\$333.75	\$0.00	\$333.75	2.4907	26.51%
Total Cost:			\$1,258.99	\$0.00	\$1,258.99		

For MILAM ELEMENTARY



Filters: Cost Center Name Not Equal To DoNotReport; Billing Period Equal To 201407All Meter CodesAll Group Names

elpaso

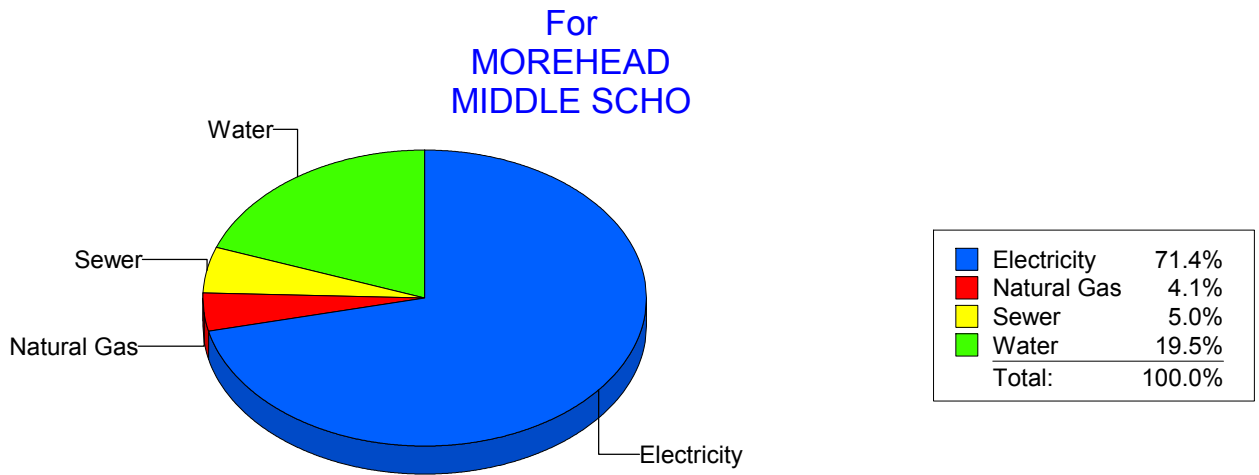
Energy CAP

Cost Avoidance Program

Cost Summary Graph

Grouped by Energy Type

Energy Type	Use	Units	Meter Cost	Special Charges	Total Cost	Avg Unit Cost	% of Total Cost
Site: MOREHEAD MIDDLE SCHO - MOREHEAD MIDDLE SCHO							
Electricity	66,564	KWH	\$9,065.77	\$0.00	\$9,065.77	0.1362	71.37%
Natural Gas	613	CCF	\$525.34	\$0.00	\$525.34	0.8570	4.14%
Water	1,934	CCF	\$2,473.45	\$0.00	\$2,473.45	1.2789	19.47%
Sewer	296	CCF	\$637.71	\$0.00	\$637.71	2.1544	5.02%
Total Cost:			\$12,702.27	\$0.00	\$12,702.27		



Filters: Cost Center Name Not Equal To DoNotReport; Billing Period Equal To 201407All Meter CodesAll Group Names

elpaso

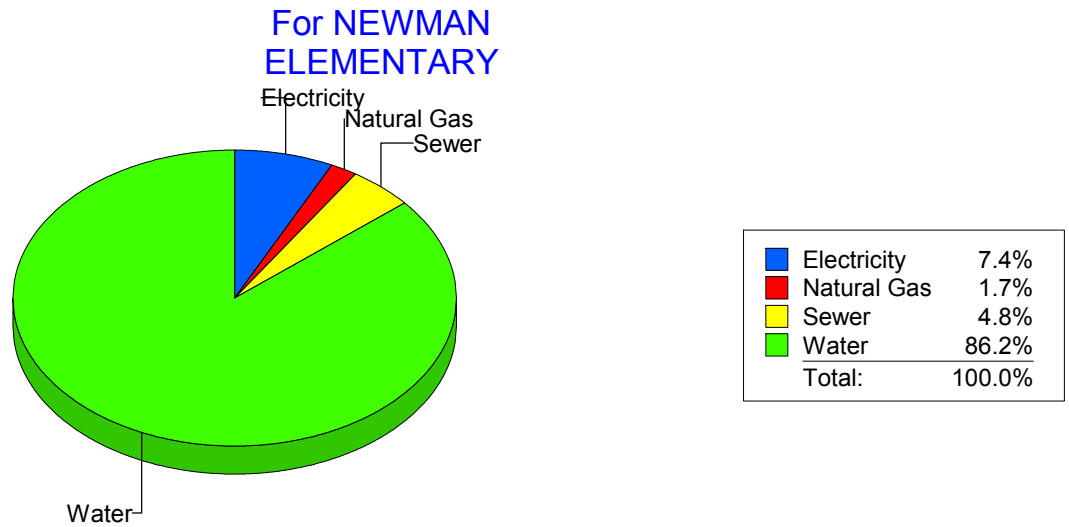
Energy CAP

Cost Avoidance Program

Cost Summary Graph

Grouped by Energy Type

Energy Type	Use	Units	Meter Cost	Special Charges	Total Cost	Avg Unit Cost	% of Total Cost
Site: NEWMAN ELEMENTARY - NEWMAN ELEMENTARY							
Electricity	8,421	KWH	\$949.13	\$0.00	\$949.13	0.1127	7.35%
Natural Gas	50	CCF	\$219.04	\$0.00	\$219.04	4.3808	1.70%
Water	2,621	CCF	\$11,121.43	\$0.00	\$11,121.43	4.2432	86.17%
Sewer	359	CCF	\$616.25	\$0.00	\$616.25	1.7166	4.77%
Total Cost:			\$12,905.85	\$0.00	\$12,905.85		



Filters: Cost Center Name Not Equal To DoNotReport; Billing Period Equal To 201407All Meter CodesAll Group Names

el paso

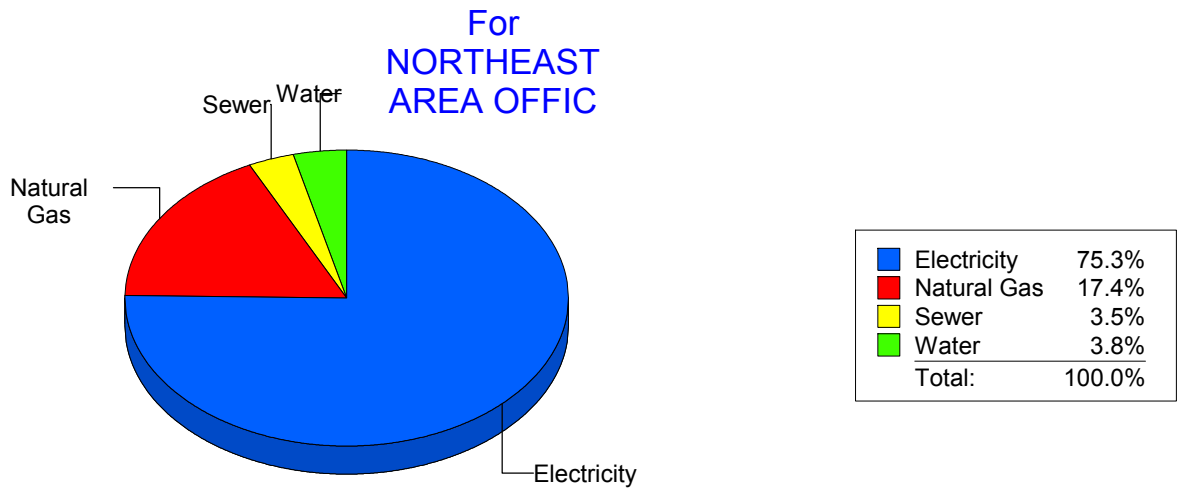
Energy CAP

Cost Avoidance Program

Cost Summary Graph

Grouped by Energy Type

Energy Type	Use	Units	Meter Cost	Special Charges	Total Cost	Avg Unit Cost	% of Total Cost
Site: NORTHEAST AREA OFFIC - NORTHEAST AREA OFFIC							
Electricity	6,480	KWH	\$1,097.58	\$0.00	\$1,097.58	0.1694	75.32%
Natural Gas	8	CCF	\$253.44	\$0.00	\$253.44	31.6800	17.39%
Water	6	CCF	\$55.64	\$0.00	\$55.64	9.2733	3.82%
Sewer	5	CCF	\$50.62	\$0.00	\$50.62	10.1240	3.47%
Total Cost:			\$1,457.28	\$0.00	\$1,457.28		



Filters: Cost Center Name Not Equal To DoNotReport; Billing Period Equal To 201407All Meter CodesAll Group Names

el paso

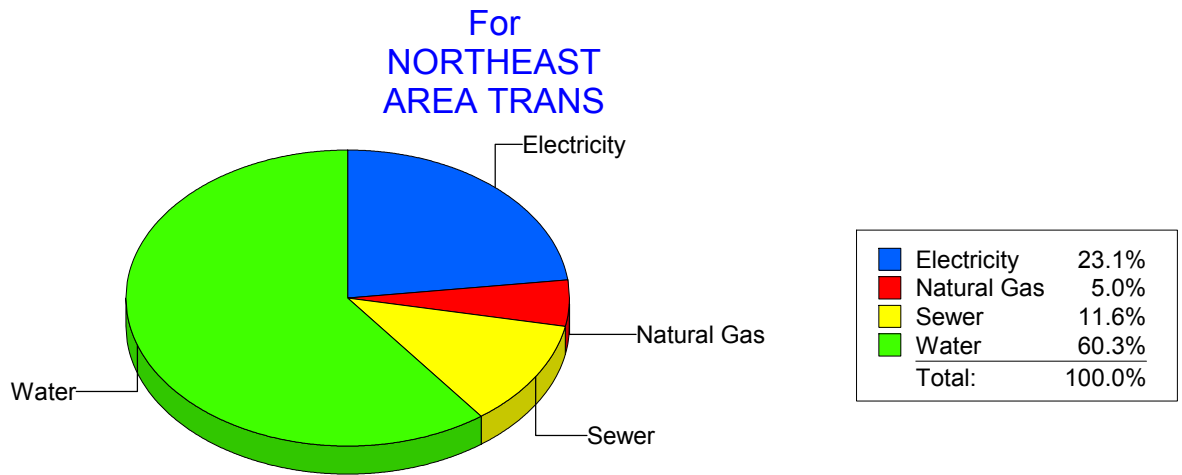
Energy CAP

Cost Avoidance Program

Cost Summary Graph

Grouped by Energy Type

Energy Type	Use	Units	Meter Cost	Special Charges	Total Cost	Avg Unit Cost	% of Total Cost
Site: NORTHEAST AREA TRANS - NORTHEAST AREA TRANS							
Electricity	5,584	KWH	\$586.75	\$0.00	\$586.75	0.1051	23.13%
Natural Gas	4	CCF	\$126.70	\$0.00	\$126.70	31.6750	5.00%
Water	321	CCF	\$1,528.86	\$0.00	\$1,528.86	4.7628	60.28%
Sewer	47	CCF	\$294.09	\$0.00	\$294.09	6.2572	11.59%
Total Cost:			\$2,536.40	\$0.00	\$2,536.40		



Filters: Cost Center Name Not Equal To DoNotReport; Billing Period Equal To 201407All Meter CodesAll Group Names

elpaso

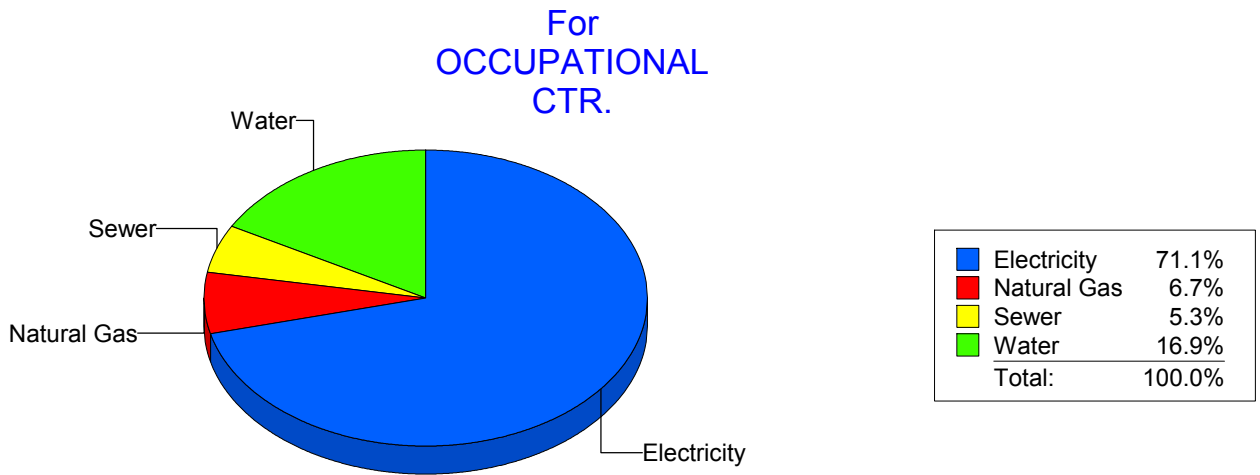
Energy CAP

Cost Avoidance Program

Cost Summary Graph

Grouped by Energy Type

Energy Type	Use	Units	Meter Cost	Special Charges	Total Cost	Avg Unit Cost	% of Total Cost
Site: OCCUPATIONAL CTR. - OCCUPATIONAL CTR.							
Electricity		4,900 KWH	\$868.42	\$0.00	\$868.42	0.1772	71.09%
Natural Gas		31 CCF	\$82.45	\$0.00	\$82.45	2.6597	6.75%
Water		28 CCF	\$206.22	\$0.00	\$206.22	7.3650	16.88%
Sewer		8 CCF	\$64.55	\$0.00	\$64.55	8.0688	5.28%
Total Cost:			\$1,221.64	\$0.00	\$1,221.64		



Filters: Cost Center Name Not Equal To DoNotReport; Billing Period Equal To 201407All Meter CodesAll Group Names

elpaso

Energy CAP

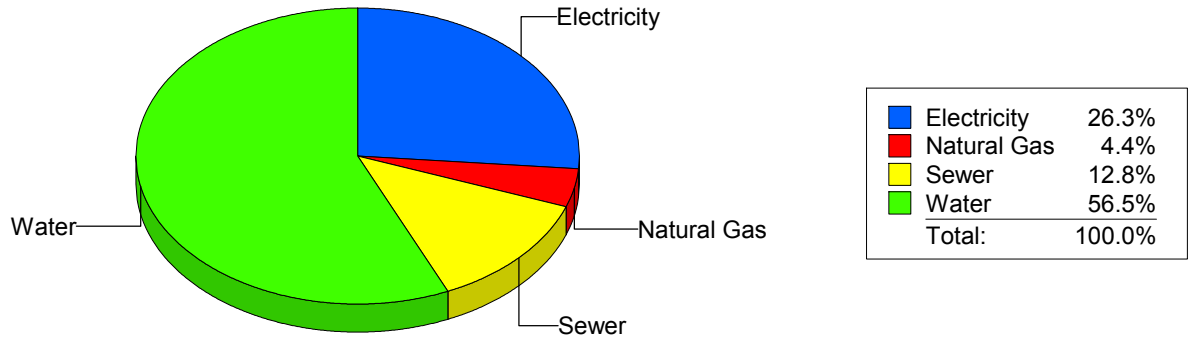
Cost Avoidance Program

Cost Summary Graph

Grouped by Energy Type

Energy Type	Use	Units	Meter Cost	Special Charges	Total Cost	Avg Unit Cost	% of Total Cost
Site: PARK ELEMENTARY - PARK ELEMENTARY							
Electricity	6,464	KWH	\$797.10	\$0.00	\$797.10	0.1233	26.31%
Natural Gas	12	CCF	\$132.27	\$0.00	\$132.27	11.0225	4.37%
Water	406	CCF	\$1,712.93	\$0.00	\$1,712.93	4.2190	56.55%
Sewer	144	CCF	\$386.87	\$0.00	\$386.87	2.6866	12.77%
Total Cost:			\$3,029.17	\$0.00	\$3,029.17		

For PARK ELEMENTARY



Filters: Cost Center Name Not Equal To DoNotReport; Billing Period Equal To 201407All Meter CodesAll Group Names

elpaso

Energy CAP

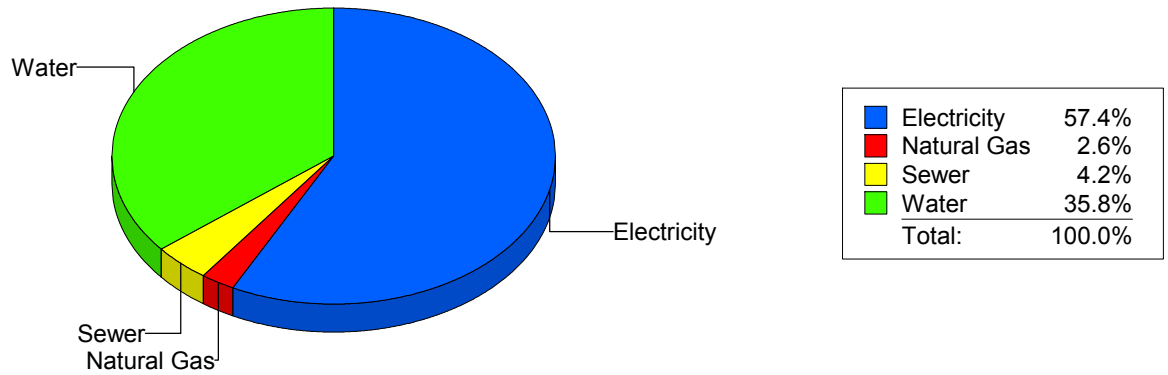
Cost Avoidance Program

Cost Summary Graph

Grouped by Energy Type

Energy Type	Use	Units	Meter Cost	Special Charges	Total Cost	Avg Unit Cost	% of Total Cost
Site: PAUL MORENO - PAUL MORENO							
Electricity	34,500	KWH	\$4,895.73	\$0.00	\$4,895.73	0.1419	57.41%
Natural Gas	140	CCF	\$221.08	\$0.00	\$221.08	1.5791	2.59%
Water	631	CCF	\$3,050.94	\$0.00	\$3,050.94	4.8351	35.78%
Sewer	114	CCF	\$359.66	\$0.00	\$359.66	3.1549	4.22%
Total Cost:			\$8,527.41	\$0.00	\$8,527.41		

For PAUL MORENO



Filters: Cost Center Name Not Equal To DoNotReport; Billing Period Equal To 201407All Meter CodesAll Group Names

el paso

Energy CAP

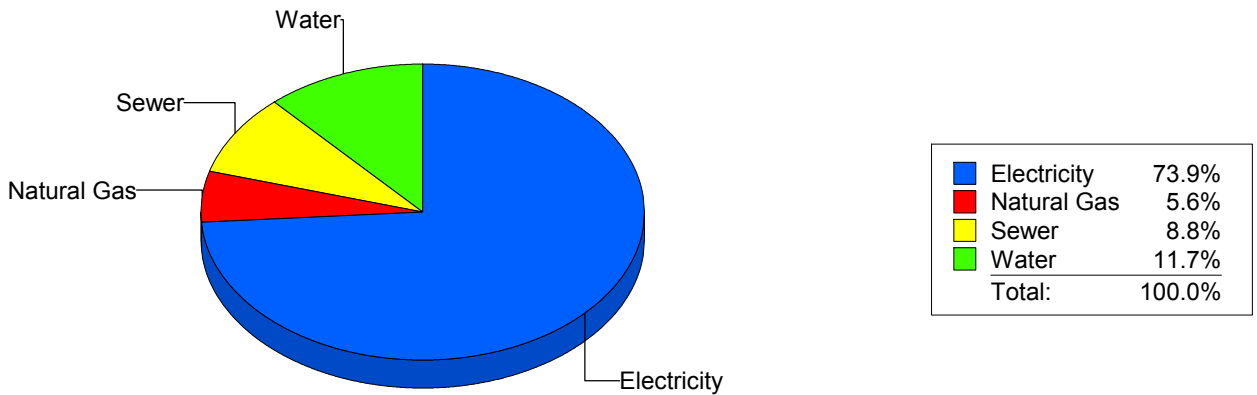
Cost Avoidance Program

Cost Summary Graph

Grouped by Energy Type

Energy Type	Use	Units	Meter Cost	Special Charges	Total Cost	Avg Unit Cost	% of Total Cost
Site: POLK ELEMENTARY - POLK ELEMENTARY							
Electricity	21,500	KWH	\$3,291.94	\$0.00	\$3,291.94	0.1531	73.92%
Natural Gas	176	CCF	\$249.13	\$0.00	\$249.13	1.4155	5.59%
Water	246	CCF	\$519.15	\$0.00	\$519.15	2.1104	11.66%
Sewer	177	CCF	\$393.09	\$0.00	\$393.09	2.2208	8.83%
Total Cost:			\$4,453.31	\$0.00	\$4,453.31		

For POLK ELEMENTARY



Filters: Cost Center Name Not Equal To DoNotReport; Billing Period Equal To 201407All Meter CodesAll Group Names

elpaso

Energy CAP

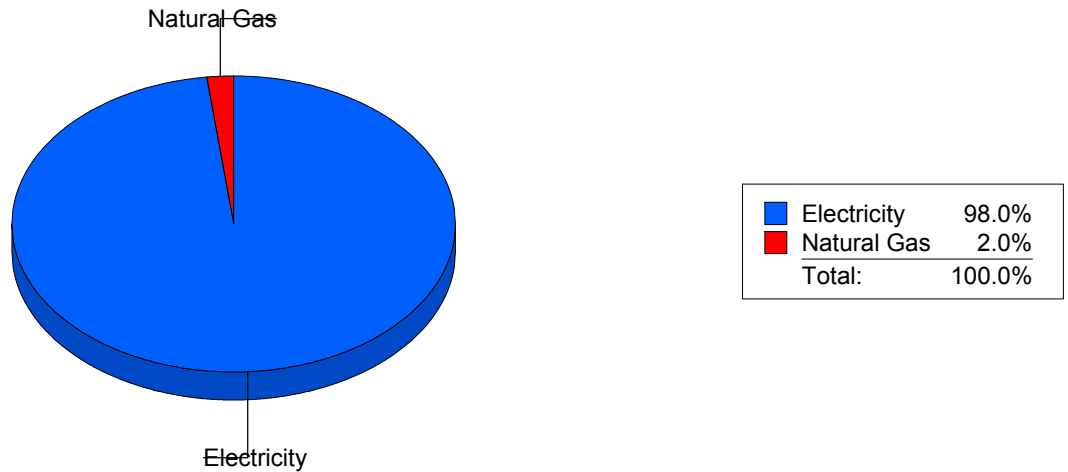
Cost Avoidance Program

Cost Summary Graph

Grouped by Energy Type

Energy Type	Use	Units	Meter Cost	Special Charges	Total Cost	Avg Unit Cost	% of Total Cost
Site: POWELL - POWELL							
Electricity	34,320	KWH	\$6,854.44	\$0.00	\$6,854.44	0.1997	98.03%
Natural Gas	113	CCF	\$137.98	\$0.00	\$137.98	1.2211	1.97%
Total Cost:			\$6,992.42	\$0.00	\$6,992.42		

For POWELL



Filters: Cost Center Name Not Equal To DoNotReport; Billing Period Equal To 201407All Meter CodesAll Group Names

el Paso

Energy CAP

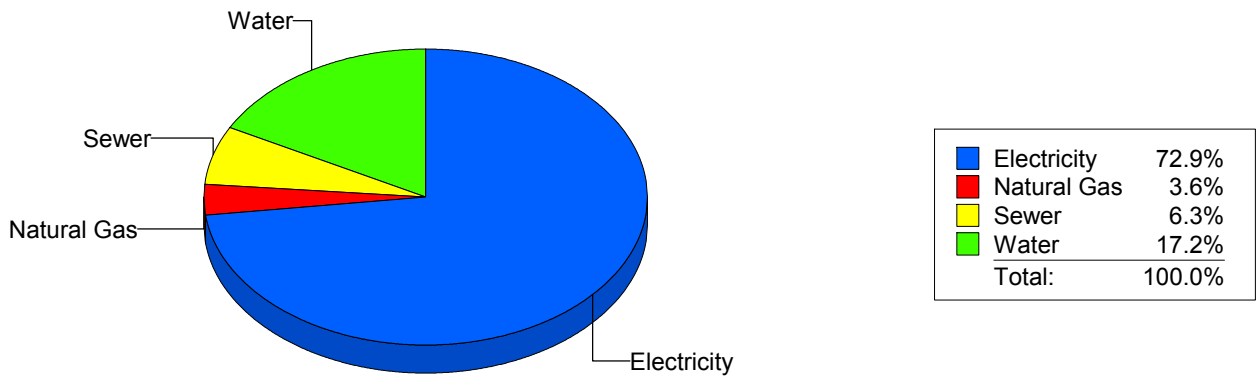
Cost Avoidance Program

Cost Summary Graph

Grouped by Energy Type

Energy Type	Use	Units	Meter Cost	Special Charges	Total Cost	Avg Unit Cost	% of Total Cost
Site: PUTNAM ELEMENTARY - PUTNAM ELEMENTARY							
Electricity	23,310	KWH	\$3,725.32	\$0.00	\$3,725.32	0.1598	72.94%
Natural Gas	87	CCF	\$181.34	\$0.00	\$181.34	2.0844	3.55%
Water	359	CCF	\$880.52	\$0.00	\$880.52	2.4527	17.24%
Sewer	175	CCF	\$320.15	\$0.00	\$320.15	1.8294	6.27%
Total Cost:			\$5,107.33	\$0.00	\$5,107.33		

For PUTNAM ELEMENTARY



Filters: Cost Center Name Not Equal To DoNotReport; Billing Period Equal To 201407All Meter CodesAll Group Names

elpaso

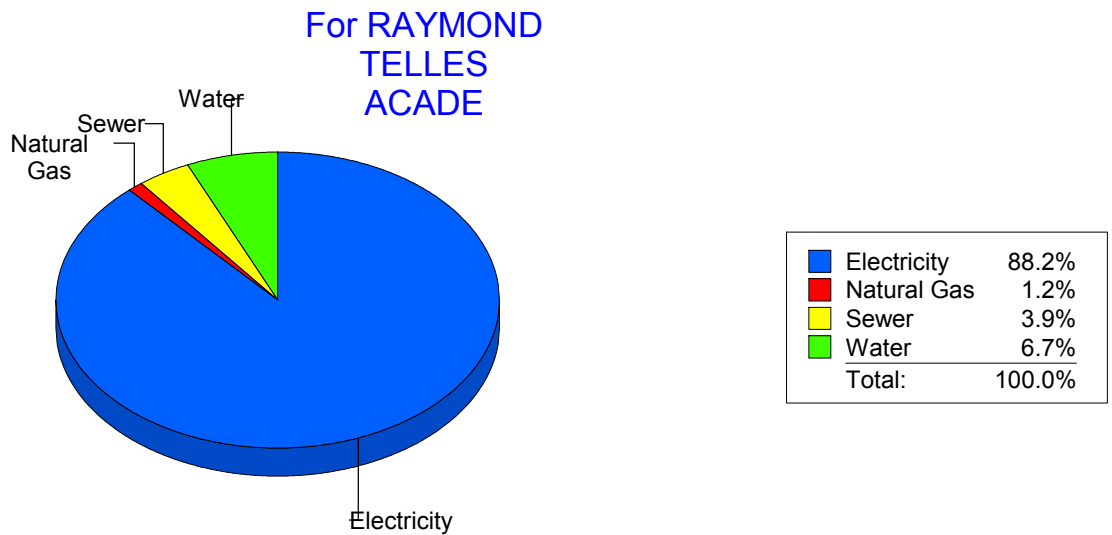
Energy CAP

Cost Avoidance Program

Cost Summary Graph

Grouped by Energy Type

Energy Type	Use	Units	Meter Cost	Special Charges	Total Cost	Avg Unit Cost	% of Total Cost
Site: RAYMOND TELLES ACADE - RAYMOND TELLES ACADE							
Electricity	42,200	KWH	\$5,119.06	\$0.00	\$5,119.06	0.1213	88.20%
Natural Gas	12	CCF	\$69.92	\$0.00	\$69.92	5.8267	1.20%
Water	116	CCF	\$388.71	\$0.00	\$388.71	3.3509	6.70%
Sewer	56	CCF	\$226.11	\$0.00	\$226.11	4.0377	3.90%
Total Cost:			\$5,803.80	\$0.00	\$5,803.80		



Filters: Cost Center Name Not Equal To DoNotReport; Billing Period Equal To 201407All Meter CodesAll Group Names

el Paso

Energy CAP

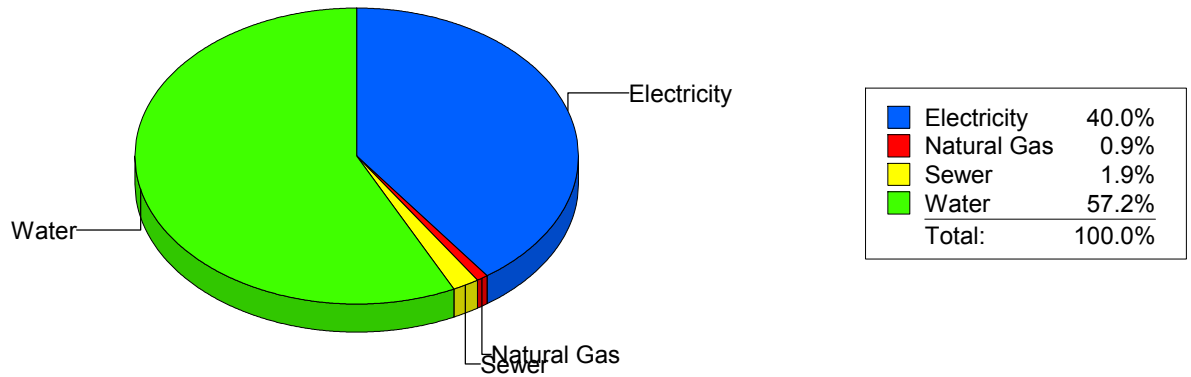
Cost Avoidance Program

Cost Summary Graph

Grouped by Energy Type

Energy Type	Use	Units	Meter Cost	Special Charges	Total Cost	Avg Unit Cost	% of Total Cost
Site: RICHARDSON MIDDLE - RICHARDSON MIDDLE							
Electricity	59,400	KWH	\$7,719.38	\$0.00	\$7,719.38	0.1300	40.05%
Natural Gas	151	CCF	\$167.62	\$0.00	\$167.62	1.1101	0.87%
Water	2,088	CCF	\$11,017.52	\$0.00	\$11,017.52	5.2766	57.16%
Sewer	161	CCF	\$371.01	\$0.00	\$371.01	2.3044	1.92%
Total Cost:			\$19,275.53	\$0.00	\$19,275.53		

For
RICHARDSON
MIDDLE



Filters: Cost Center Name Not Equal To DoNotReport; Billing Period Equal To 201407All Meter CodesAll Group Names

elpaso

Energy CAP

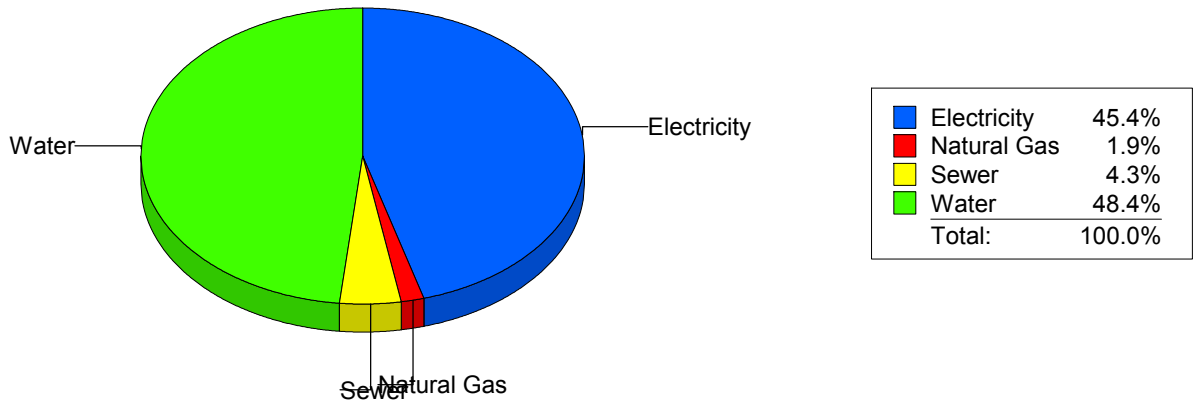
Cost Avoidance Program

Cost Summary Graph

Grouped by Energy Type

Energy Type	Use	Units	Meter Cost	Special Charges	Total Cost	Avg Unit Cost	% of Total Cost
Site: RIVERA ELEMENTARY - RIVERA ELEMENTARY							
Electricity	16,800	KWH	\$4,216.39	\$0.00	\$4,216.39	0.2510	45.44%
Natural Gas	159	CCF	\$173.86	\$0.00	\$173.86	1.0935	1.87%
Water	1,195	CCF	\$4,492.60	\$0.00	\$4,492.60	3.7595	48.42%
Sewer	179	CCF	\$395.85	\$0.00	\$395.85	2.2115	4.27%
Total Cost:			\$9,278.70	\$0.00	\$9,278.70		

For RIVERA ELEMENTARY



Filters: Cost Center Name Not Equal To DoNotReport; Billing Period Equal To 201407All Meter CodesAll Group Names

elpaso

Energy CAP

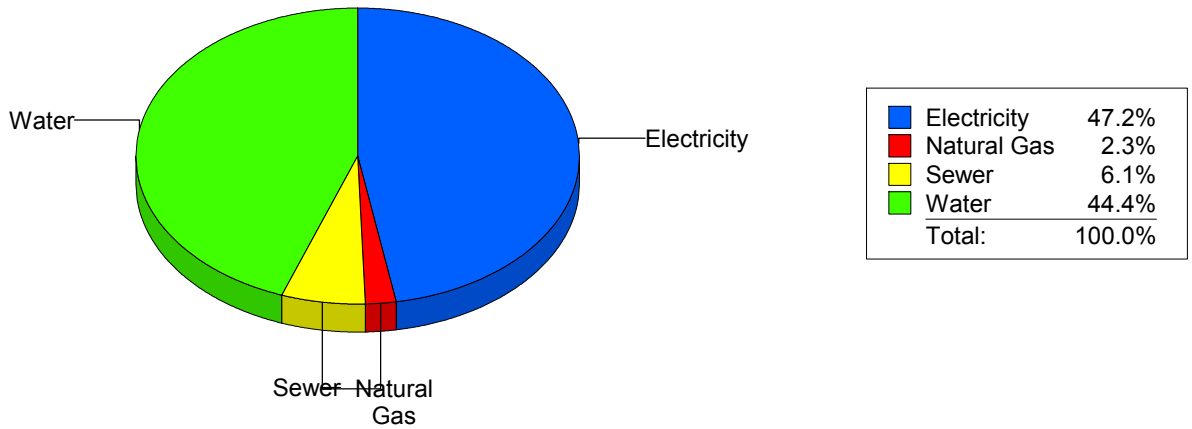
Cost Avoidance Program

Cost Summary Graph

Grouped by Energy Type

Energy Type	Use	Units	Meter Cost	Special Charges	Total Cost	Avg Unit Cost	% of Total Cost
Site: ROBERTS ELEMENTARY - ROBERTS ELEMENTARY							
Electricity	32,943	KWH	\$4,310.96	\$0.00	\$4,310.96	0.1309	47.21%
Natural Gas	128	CCF	\$210.36	\$0.00	\$210.36	1.6434	2.30%
Water	1,177	CCF	\$4,054.76	\$0.00	\$4,054.76	3.4450	44.40%
Sewer	287	CCF	\$555.82	\$0.00	\$555.82	1.9367	6.09%
Total Cost:			\$9,131.90	\$0.00	\$9,131.90		

For ROBERTS ELEMENTARY



Filters: Cost Center Name Not Equal To DoNotReport; Billing Period Equal To 201407All Meter CodesAll Group Names

elpaso

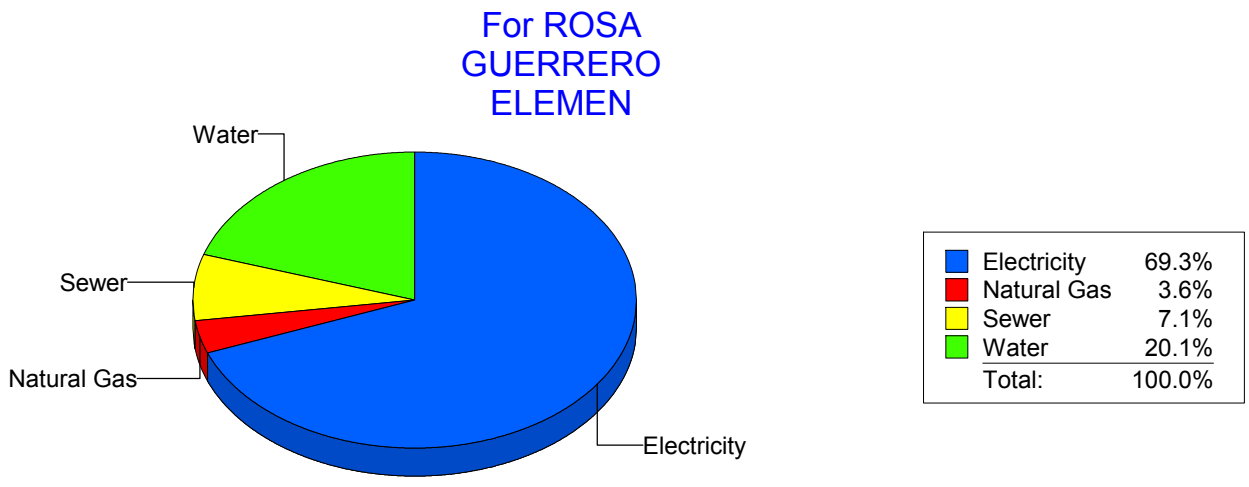
Energy CAP

Cost Avoidance Program

Cost Summary Graph

Grouped by Energy Type

Energy Type	Use	Units	Meter Cost	Special Charges	Total Cost	Avg Unit Cost	% of Total Cost
Site: ROSA GUERRERO ELEMEN - ROSA GUERRERO ELEMEN							
Electricity	27,340	KWH	\$4,128.26	\$0.00	\$4,128.26	0.1510	69.26%
Natural Gas	133	CCF	\$214.08	\$0.00	\$214.08	1.6096	3.59%
Water	821	CCF	\$1,197.65	\$0.00	\$1,197.65	1.4588	20.09%
Sewer	148	CCF	\$420.39	\$0.00	\$420.39	2.8405	7.05%
Total Cost:			\$5,960.38	\$0.00	\$5,960.38		



Filters: Cost Center Name Not Equal To DoNotReport; Billing Period Equal To 201407All Meter CodesAll Group Names

el paso

Energy CAP

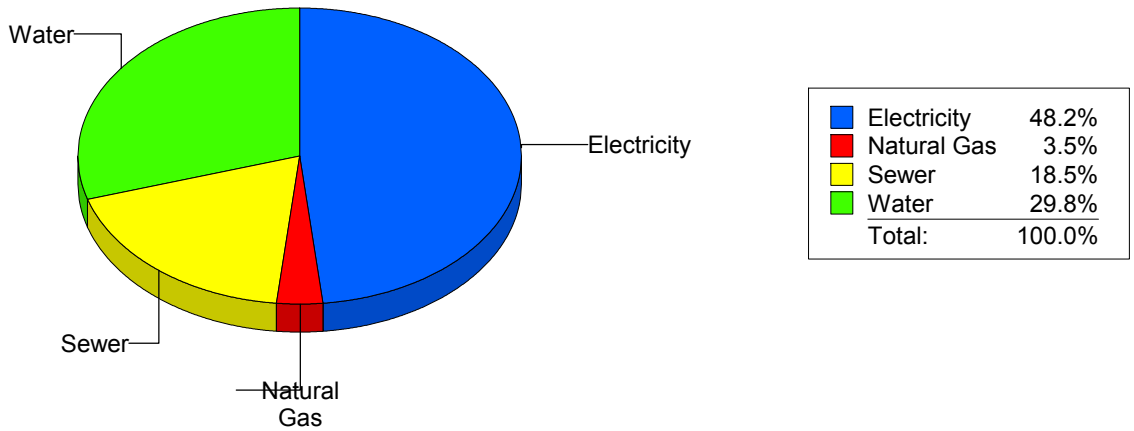
Cost Avoidance Program

Cost Summary Graph

Grouped by Energy Type

Energy Type	Use	Units	Meter Cost	Special Charges	Total Cost	Avg Unit Cost	% of Total Cost
Site: ROSS MIDDLE SCHOOL - ROSS MIDDLE SCHOOL							
Electricity	47,042	KWH	\$6,100.77	\$0.00	\$6,100.77	0.1297	48.21%
Natural Gas	507	CCF	\$444.98	\$0.00	\$444.98	0.8777	3.52%
Water	2,330	CCF	\$3,770.19	\$0.00	\$3,770.19	1.6181	29.80%
Sewer	1,586	CCF	\$2,337.51	\$0.00	\$2,337.51	1.4738	18.47%
Total Cost:			\$12,653.45	\$0.00	\$12,653.45		

For ROSS
MIDDLE
SCHOOL



Filters: Cost Center Name Not Equal To DoNotReport; Billing Period Equal To 201407All Meter CodesAll Group Names

elpaso

Energy CAP

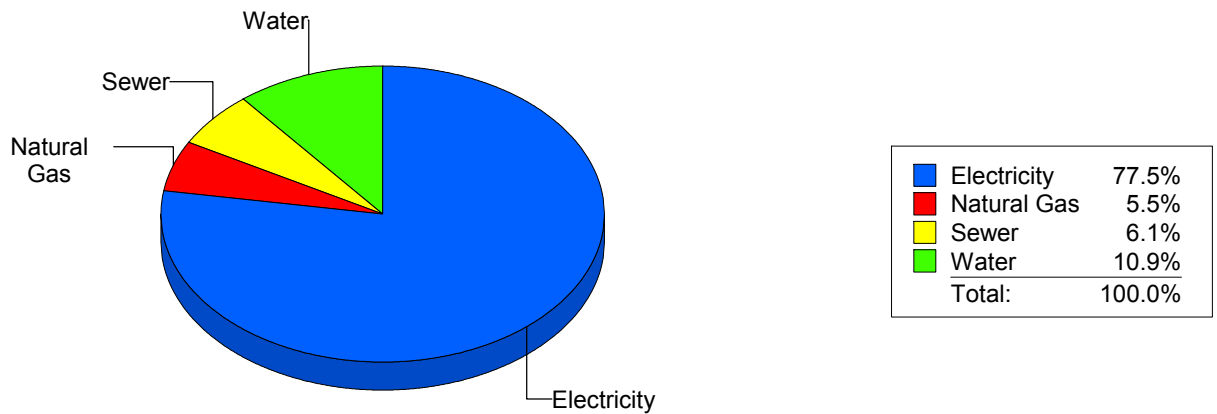
Cost Avoidance Program

Cost Summary Graph

Grouped by Energy Type

Energy Type	Use	Units	Meter Cost	Special Charges	Total Cost	Avg Unit Cost	% of Total Cost
Site: RUSK ELEMENTARY - RUSK ELEMENTARY							
Electricity	21,296	KWH	\$3,145.34	\$0.00	\$3,145.34	0.1477	77.54%
Natural Gas	58	CCF	\$224.30	\$0.00	\$224.30	3.8672	5.53%
Water	151	CCF	\$440.45	\$0.00	\$440.45	2.9169	10.86%
Sewer	73	CCF	\$246.31	\$0.00	\$246.31	3.3741	6.07%
Total Cost:			\$4,056.40	\$0.00	\$4,056.40		

For RUSK ELEMENTARY



Filters: Cost Center Name Not Equal To DoNotReport; Billing Period Equal To 201407All Meter CodesAll Group Names

elpaso

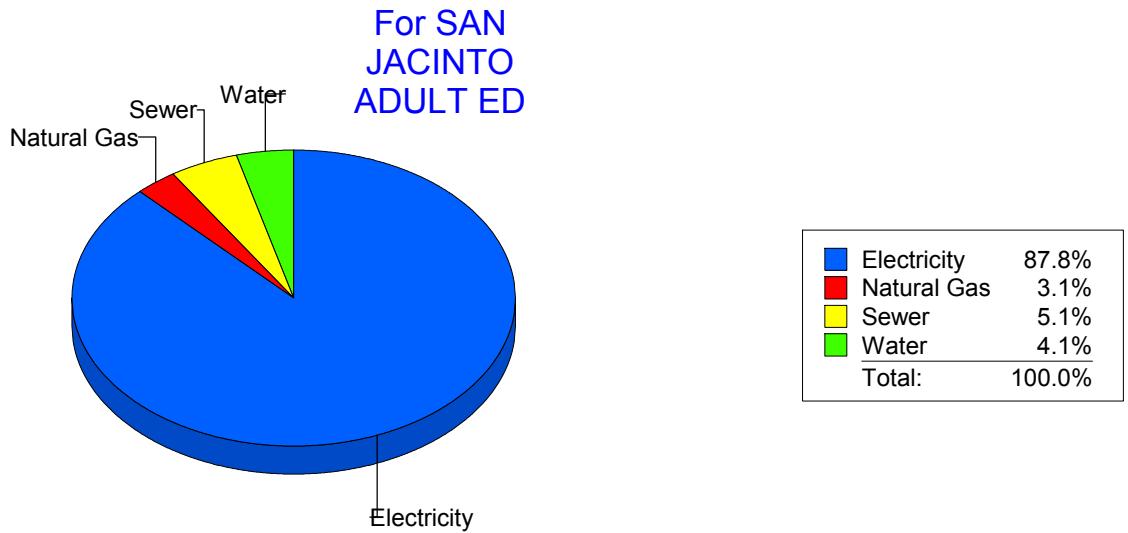
Energy CAP

Cost Avoidance Program

Cost Summary Graph

Grouped by Energy Type

Energy Type	Use	Units	Meter Cost	Special Charges	Total Cost	Avg Unit Cost	% of Total Cost
Site: SAN JACINTO ADULT ED - SAN JACINTO ADULT ED							
Electricity	10,200	KWH	\$1,783.07	\$0.00	\$1,783.07	0.1748	87.77%
Natural Gas	0	CCF	\$62.04	\$0.00	\$62.04	0.0000	3.05%
Water	10	CCF	\$83.33	\$0.00	\$83.33	8.3330	4.10%
Sewer	26	CCF	\$103.20	\$0.00	\$103.20	3.9692	5.08%
Total Cost:			\$2,031.64	\$0.00	\$2,031.64		



Filters: Cost Center Name Not Equal To DoNotReport; Billing Period Equal To 201407All Meter CodesAll Group Names

el paso

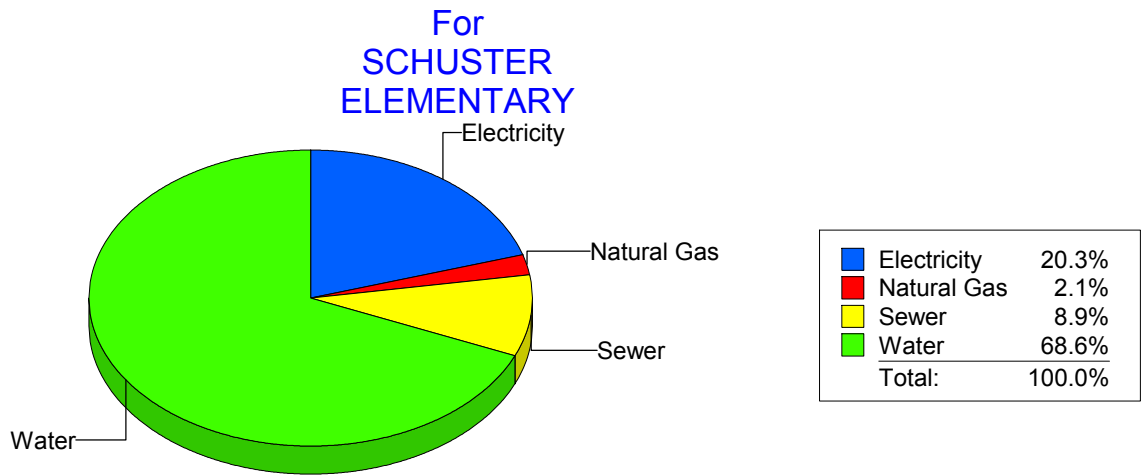
Energy CAP

Cost Avoidance Program

Cost Summary Graph

Grouped by Energy Type

Energy Type	Use	Units	Meter Cost	Special Charges	Total Cost	Avg Unit Cost	% of Total Cost
Site: SCHUSTER ELEMENTARY - SCHUSTER ELEMENTARY							
Electricity	4,842	KWH	\$747.06	\$0.00	\$747.06	0.1543	20.27%
Natural Gas	26	CCF	\$79.16	\$0.00	\$79.16	3.0446	2.15%
Water	754	CCF	\$2,529.75	\$0.00	\$2,529.75	3.3551	68.64%
Sewer	190	CCF	\$329.52	\$0.00	\$329.52	1.7343	8.94%
Total Cost:			\$3,685.49	\$0.00	\$3,685.49		



Filters: Cost Center Name Not Equal To DoNotReport; Billing Period Equal To 201407All Meter CodesAll Group Names

el paso

Energy CAP

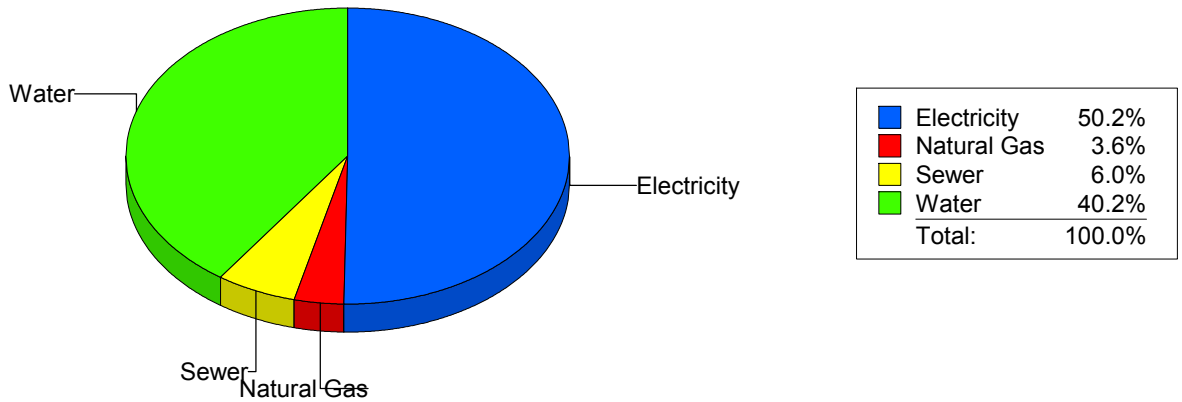
Cost Avoidance Program

Cost Summary Graph

Grouped by Energy Type

Energy Type	Use	Units	Meter Cost	Special Charges	Total Cost	Avg Unit Cost	% of Total Cost
Site: STANTON ELEMENTARY - STANTON ELEMENTARY							
Electricity	16,606	KWH	\$3,136.20	\$0.00	\$3,136.20	0.1889	50.20%
Natural Gas	145	CCF	\$224.66	\$0.00	\$224.66	1.5494	3.60%
Water	730	CCF	\$2,512.10	\$0.00	\$2,512.10	3.4412	40.21%
Sewer	184	CCF	\$374.75	\$0.00	\$374.75	2.0367	6.00%
Total Cost:			\$6,247.71	\$0.00	\$6,247.71		

For STANTON ELEMENTARY



Filters: Cost Center Name Not Equal To DoNotReport; Billing Period Equal To 201407All Meter CodesAll Group Names

elpaso

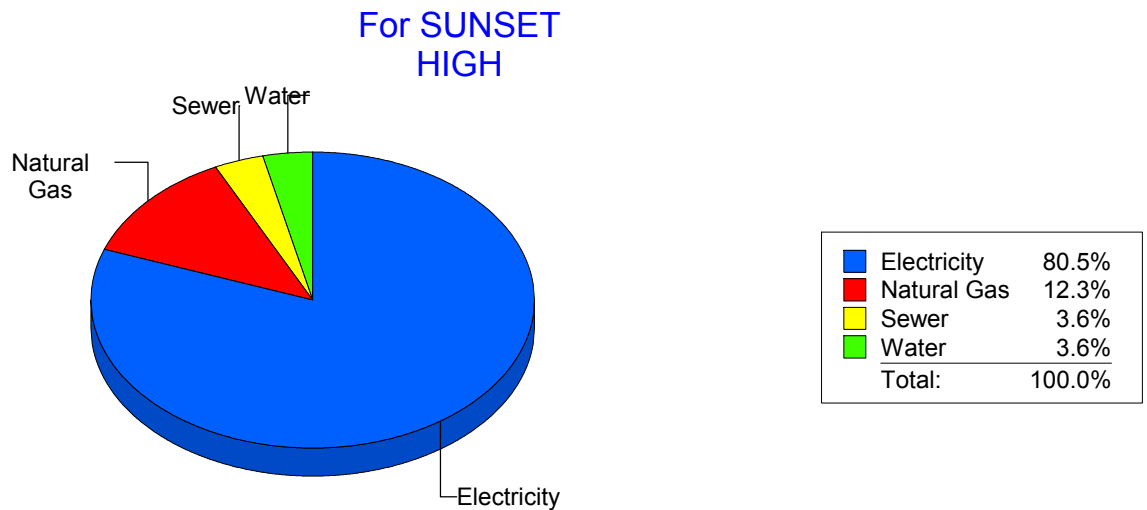
Energy CAP

Cost Avoidance Program

Cost Summary Graph

Grouped by Energy Type

Energy Type	Use	Units	Meter Cost	Special Charges	Total Cost	Avg Unit Cost	% of Total Cost
Site: SUNSET HIGH - SUNSET HIGH							
Electricity	11,160	KWH	\$1,901.54	\$0.00	\$1,901.54	0.1704	80.52%
Natural Gas	308	CCF	\$290.00	\$0.00	\$290.00	0.9416	12.28%
Water	11	CCF	\$84.89	\$0.00	\$84.89	7.7173	3.59%
Sewer	13	CCF	\$85.26	\$0.00	\$85.26	6.5585	3.61%
Total Cost:			\$2,361.69	\$0.00	\$2,361.69		



Filters: Cost Center Name Not Equal To DoNotReport; Billing Period Equal To 201407All Meter CodesAll Group Names

elpaso

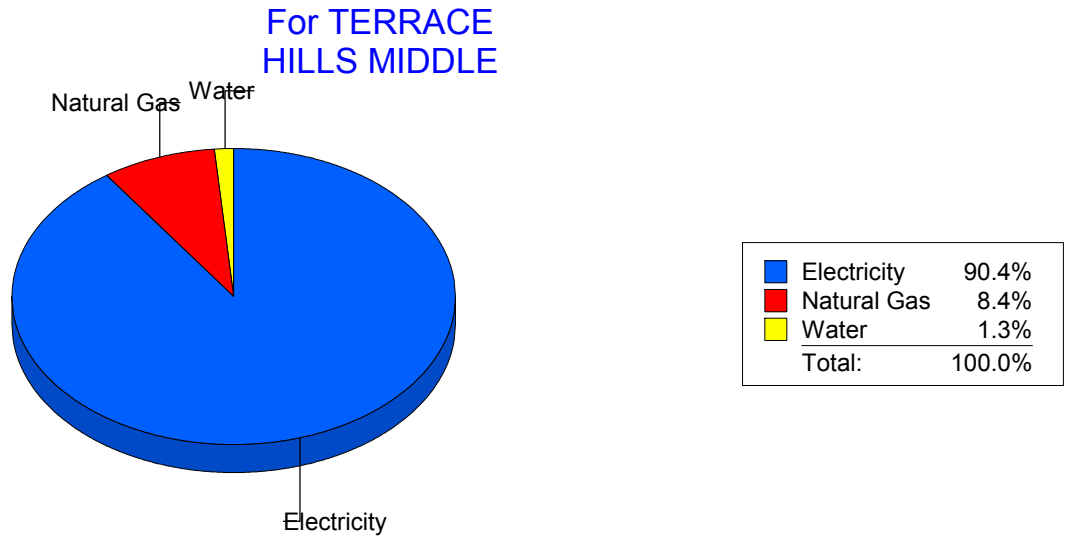
Energy CAP

Cost Avoidance Program

Cost Summary Graph

Grouped by Energy Type

Energy Type	Use	Units	Meter Cost	Special Charges	Total Cost	Avg Unit Cost	% of Total Cost
Site: TERRACE HILLS MIDDLE - TERRACE HILLS MIDDLE							
Electricity	19,200	KWH	\$2,828.00	\$0.00	\$2,828.00	0.1473	90.39%
Natural Gas	199	CCF	\$261.30	\$0.00	\$261.30	1.3131	8.35%
Water	0	CCF	\$39.32	\$0.00	\$39.32	0.0000	1.26%
Total Cost:			\$3,128.62	\$0.00	\$3,128.62		



Filters: Cost Center Name Not Equal To DoNotReport; Billing Period Equal To 201407All Meter CodesAll Group Names

elpaso

Energy CAP

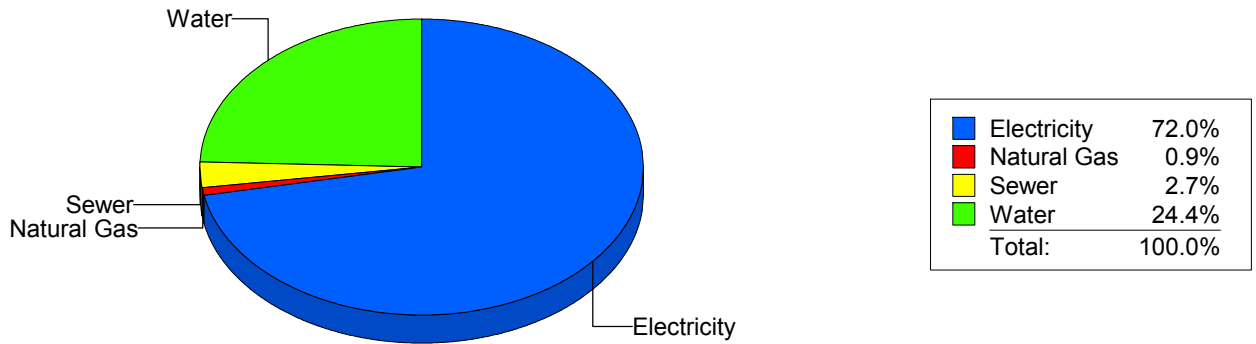
Cost Avoidance Program

Cost Summary Graph

Grouped by Energy Type

Energy Type	Use	Units	Meter Cost	Special Charges	Total Cost	Avg Unit Cost	% of Total Cost
Site: TIPPIN - TIPPIN ELEMENTARY							
Electricity	44,040	KWH	\$7,489.40	\$0.00	\$7,489.40	0.1701	71.99%
Natural Gas	50	CCF	\$95.25	\$0.00	\$95.25	1.9050	0.92%
Water	569	CCF	\$2,535.99	\$0.00	\$2,535.99	4.4569	24.38%
Sewer	97	CCF	\$282.69	\$0.00	\$282.69	2.9143	2.72%
Total Cost:			\$10,403.33	\$0.00	\$10,403.33		

For TIPPIN ELEMENTARY



Filters: Cost Center Name Not Equal To DoNotReport; Billing Period Equal To 201407All Meter CodesAll Group Names

elpaso

Energy CAP

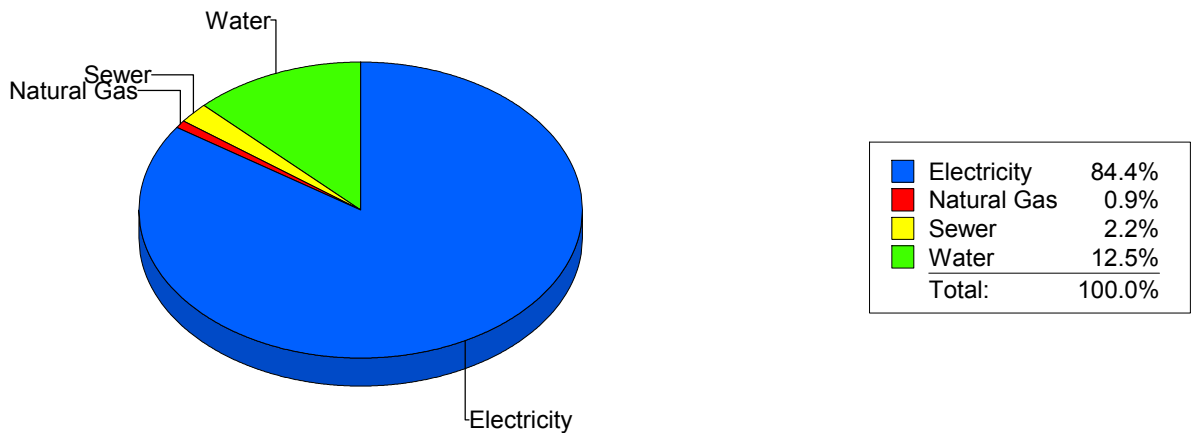
Cost Avoidance Program

Cost Summary Graph

Grouped by Energy Type

Energy Type	Use	Units	Meter Cost	Special Charges	Total Cost	Avg Unit Cost	% of Total Cost
Site: TOMLEA - TOM LEA							
Electricity	48,400	KWH	\$9,947.07	\$0.00	\$9,947.07	0.2055	84.43%
Natural Gas	58	CCF	\$100.21	\$0.00	\$100.21	1.7278	0.85%
Water	360	CCF	\$1,473.08	\$0.00	\$1,473.08	4.0919	12.50%
Sewer	81	CCF	\$260.61	\$0.00	\$260.61	3.2174	2.21%
Total Cost:			\$11,780.97	\$0.00	\$11,780.97		

For TOM LEA



Filters: Cost Center Name Not Equal To DoNotReport; Billing Period Equal To 201407All Meter CodesAll Group Names

elpaso

Energy CAP

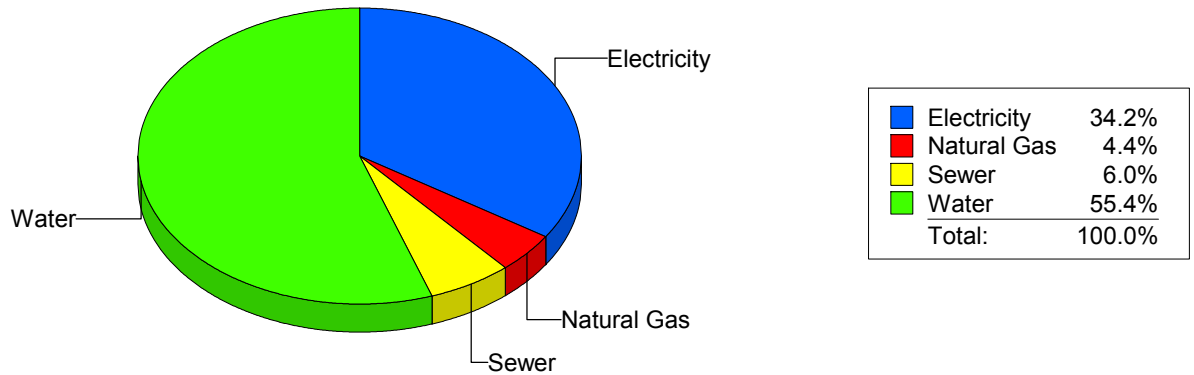
Cost Avoidance Program

Cost Summary Graph

Grouped by Energy Type

Energy Type	Use	Units	Meter Cost	Special Charges	Total Cost	Avg Unit Cost	% of Total Cost
Site: TRAVIS ELEMENTARY SC - TRAVIS ELEMENTARY SC							
Electricity	7,926	KWH	\$1,217.60	\$0.00	\$1,217.60	0.1536	34.20%
Natural Gas	52	CCF	\$158.30	\$0.00	\$158.30	3.0442	4.45%
Water	407	CCF	\$1,972.06	\$0.00	\$1,972.06	4.8454	55.40%
Sewer	66	CCF	\$211.91	\$0.00	\$211.91	3.2108	5.95%
Total Cost:			\$3,559.87	\$0.00	\$3,559.87		

For TRAVIS
ELEMENTARY
SC



Filters: Cost Center Name Not Equal To DoNotReport; Billing Period Equal To 201407All Meter CodesAll Group Names

elpaso

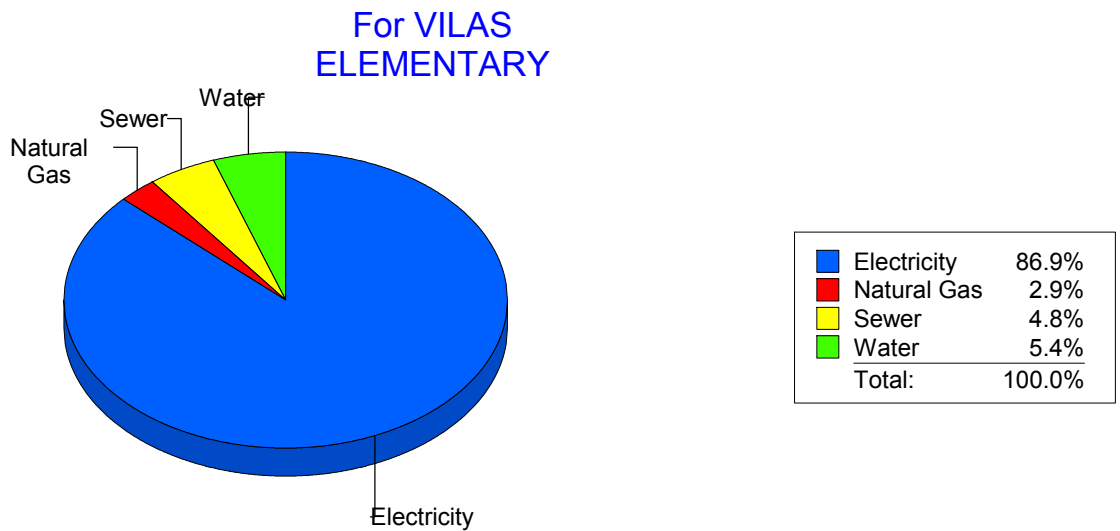
Energy CAP

Cost Avoidance Program

Cost Summary Graph

Grouped by Energy Type

Energy Type	Use	Units	Meter Cost	Special Charges	Total Cost	Avg Unit Cost	% of Total Cost
Site: VILAS ELEMENTARY - VILAS ELEMENTARY							
Electricity	51,765	KWH	\$7,660.75	\$0.00	\$7,660.75	0.1480	86.87%
Natural Gas	103	CCF	\$254.23	\$0.00	\$254.23	2.4683	2.88%
Water	127	CCF	\$477.52	\$0.00	\$477.52	3.7600	5.41%
Sewer	114	CCF	\$426.60	\$0.00	\$426.60	3.7421	4.84%
Total Cost:			\$8,819.10	\$0.00	\$8,819.10		



Filters: Cost Center Name Not Equal To DoNotReport; Billing Period Equal To 201407All Meter CodesAll Group Names

elpaso

Energy CAP

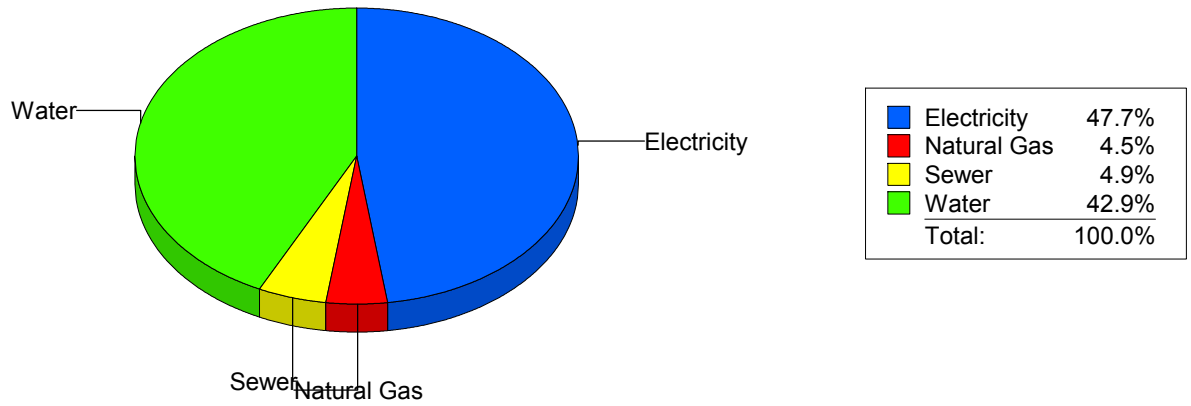
Cost Avoidance Program

Cost Summary Graph

Grouped by Energy Type

Energy Type	Use	Units	Meter Cost	Special Charges	Total Cost	Avg Unit Cost	% of Total Cost
Site: WAINWRIGHT ELEMENTAR - WAINWRIGHT ELEMENTAR							
Electricity	12,412	KWH	\$1,728.13	\$0.00	\$1,728.13	0.1392	47.67%
Natural Gas	61	CCF	\$164.23	\$0.00	\$164.23	2.6923	4.53%
Water	318	CCF	\$1,553.74	\$0.00	\$1,553.74	4.8860	42.86%
Sewer	32	CCF	\$178.80	\$0.00	\$178.80	5.5875	4.93%
Total Cost:			\$3,624.90	\$0.00	\$3,624.90		

For
WAINWRIGHT
ELEMENTAR



Filters: Cost Center Name Not Equal To DoNotReport; Billing Period Equal To 201407All Meter CodesAll Group Names

elpaso

Energy CAP

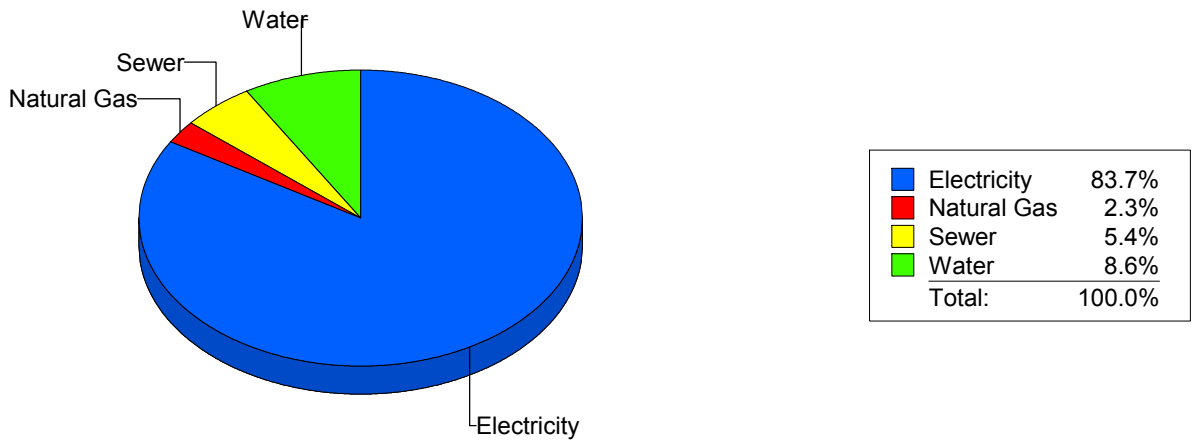
Cost Avoidance Program

Cost Summary Graph

Grouped by Energy Type

Energy Type	Use	Units	Meter Cost	Special Charges	Total Cost	Avg Unit Cost	% of Total Cost
Site: WESTERN HILLS ELEMEN - WESTERN HILLS ELEMEN							
Electricity	23,640	KWH	\$5,025.25	\$0.00	\$5,025.25	0.2126	83.68%
Natural Gas	113	CCF	\$137.98	\$0.00	\$137.98	1.2211	2.30%
Water	236	CCF	\$517.81	\$0.00	\$517.81	2.1941	8.62%
Sewer	69	CCF	\$324.45	\$0.00	\$324.45	4.7022	5.40%
Total Cost:			\$6,005.49	\$0.00	\$6,005.49		

For WESTERN HILLS ELEMEN



Filters: Cost Center Name Not Equal To DoNotReport; Billing Period Equal To 201407All Meter CodesAll Group Names

el Paso

Energy CAP

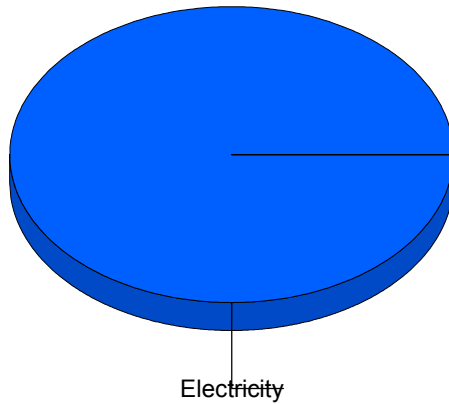
Cost Avoidance Program

Cost Summary Graph

Grouped by Energy Type

Energy Type	Use	Units	Meter Cost	Special Charges	Total Cost	Avg Unit Cost	% of Total Cost
Site: WESTSIDE TRANSPORTAT - WESTSIDE TRANSPORTAT							
Electricity	2,429	KWH	\$335.18	\$0.00	\$335.18	0.1380	100.00%
Total Cost:			\$335.18	\$0.00	\$335.18		

For WESTSIDE TRANSPORTAT



■ Electricity	100.0%
Total:	100.0%

Filters: Cost Center Name Not Equal To DoNotReport; Billing Period Equal To 201407All Meter CodesAll Group Names

elpaso

Energy CAP

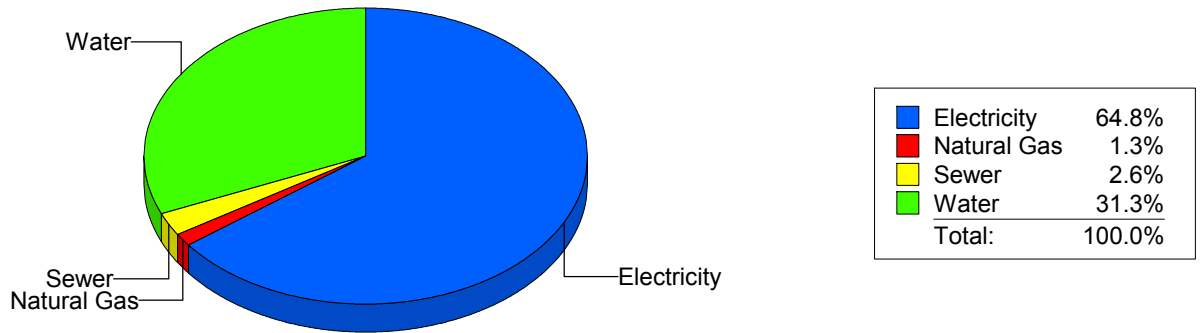
Cost Avoidance Program

Cost Summary Graph

Grouped by Energy Type

Energy Type	Use	Units	Meter Cost	Special Charges	Total Cost	Avg Unit Cost	% of Total Cost
Site: WHITAKER ELEMENTARY - WHITAKER ELEMENTARY							
Electricity	44,280	KWH	\$6,590.93	\$0.00	\$6,590.93	0.1488	64.84%
Natural Gas	101	CCF	\$128.62	\$0.00	\$128.62	1.2735	1.27%
Water	1,360	CCF	\$3,182.24	\$0.00	\$3,182.24	2.3399	31.31%
Sewer	83	CCF	\$263.37	\$0.00	\$263.37	3.1731	2.59%
Total Cost:			\$10,165.16	\$0.00	\$10,165.16		

For WHITAKER ELEMENTARY



Filters: Cost Center Name Not Equal To DoNotReport; Billing Period Equal To 201407All Meter CodesAll Group Names

elpaso

Energy CAP

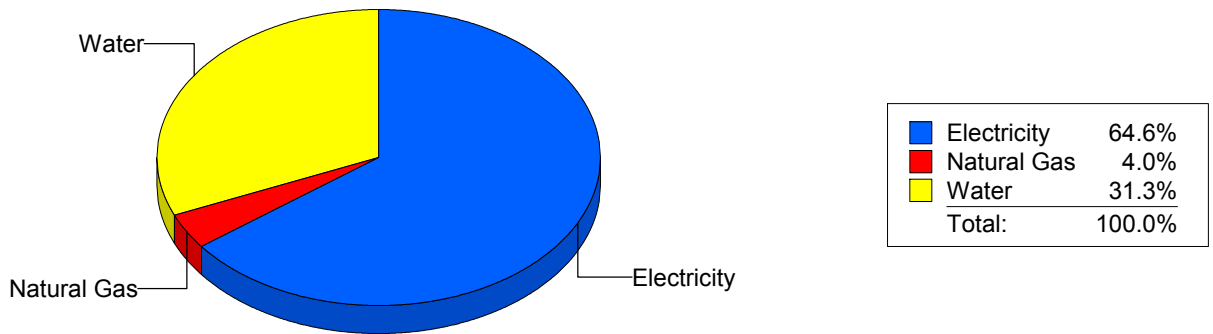
Cost Avoidance Program

Cost Summary Graph

Grouped by Energy Type

Energy Type	Use	Units	Meter Cost	Special Charges	Total Cost	Avg Unit Cost	% of Total Cost
Site: WIGGS MIDDLE SCHOOL - WIGGS MIDDLE SCHOOL							
Electricity	26,120	KWH	\$3,047.79	\$0.00	\$3,047.79	0.1167	64.65%
Natural Gas	179	CCF	\$189.43	\$0.00	\$189.43	1.0583	4.02%
Water	587	CCF	\$1,477.14	\$0.00	\$1,477.14	2.5164	31.33%
Total Cost:			\$4,714.36	\$0.00	\$4,714.36		

For WIGGS MIDDLE SCHOOL



Filters: Cost Center Name Not Equal To DoNotReport; Billing Period Equal To 201407All Meter CodesAll Group Names

el paso

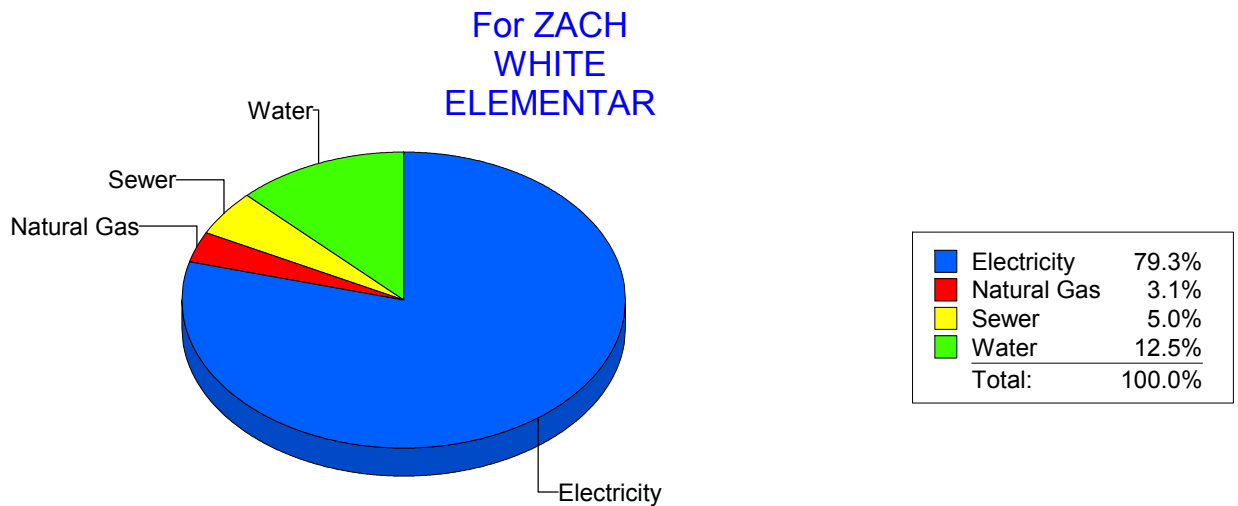
Energy CAP

Cost Avoidance Program

Cost Summary Graph

Grouped by Energy Type

Energy Type	Use	Units	Meter Cost	Special Charges	Total Cost	Avg Unit Cost	% of Total Cost
Site: ZACH WHITE ELEMENTAR - ZACH WHITE ELEMENTAR							
Electricity	33,900	KWH	\$6,096.32	\$0.00	\$6,096.32	0.1798	79.30%
Natural Gas	164	CCF	\$239.79	\$0.00	\$239.79	1.4621	3.12%
Water	386	CCF	\$964.40	\$0.00	\$964.40	2.4984	12.54%
Sewer	183	CCF	\$387.18	\$0.00	\$387.18	2.1157	5.04%
Total Cost:			\$7,687.69	\$0.00	\$7,687.69		



Filters: Cost Center Name Not Equal To DoNotReport; Billing Period Equal To 201407All Meter CodesAll Group Names

elpaso

Energy CAP

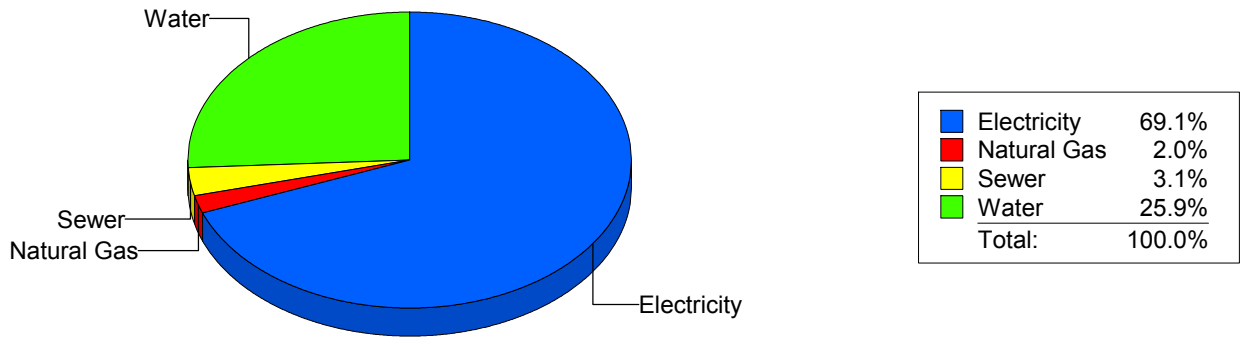
Cost Avoidance Program

Cost Summary Graph

Grouped by Energy Type

Energy Type	Use	Units	Meter Cost	Special Charges	Total Cost	Avg Unit Cost	% of Total Cost
Site: ZAVALA ELEMENTARY SC - ZAVALA ELEMENTARY SC							
Electricity	30,000	KWH	\$2,934.41	\$0.00	\$2,934.41	0.0978	69.10%
Natural Gas	33	CCF	\$83.76	\$0.00	\$83.76	2.5382	1.97%
Water	242	CCF	\$1,097.85	\$0.00	\$1,097.85	4.5366	25.85%
Sewer	46	CCF	\$130.80	\$0.00	\$130.80	2.8435	3.08%
Total Cost:			\$4,246.82	\$0.00	\$4,246.82		

For ZAVALA
ELEMENTARY
SC



Filters: Cost Center Name Not Equal To DoNotReport; Billing Period Equal To 201407All Meter CodesAll Group Names

elpaso

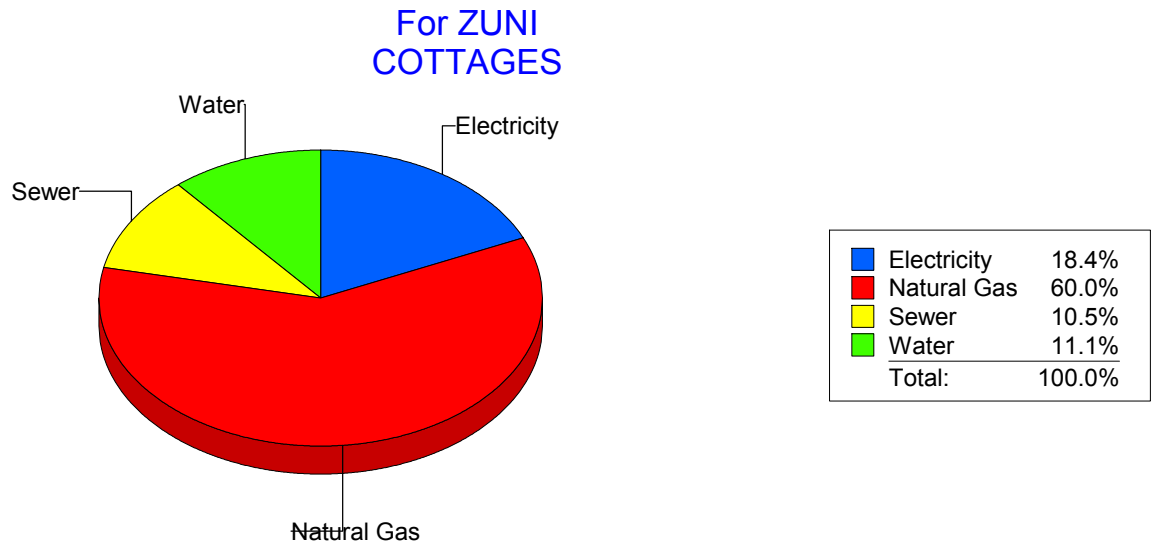
Energy CAP

Cost Avoidance Program

Cost Summary Graph

Grouped by Energy Type

Energy Type	Use	Units	Meter Cost	Special Charges	Total Cost	Avg Unit Cost	% of Total Cost
Site: ZUNI COTTAGES - ZUNI COTTAGES							
Electricity		33 KWH	\$38.49	\$0.00	\$38.49	1.1664	18.43%
Natural Gas		2 CCF	\$125.40	\$0.00	\$125.40	62.7000	60.03%
Water		0 CCF	\$23.14	\$0.00	\$23.14	0.0000	11.08%
Sewer		0 CCF	\$21.86	\$0.00	\$21.86	0.0000	10.46%
Total Cost:			\$208.89	\$0.00	\$208.89		



Filters: Cost Center Name Not Equal To DoNotReport; Billing Period Equal To 201407All Meter CodesAll Group Names

elpaso

Energy CAP

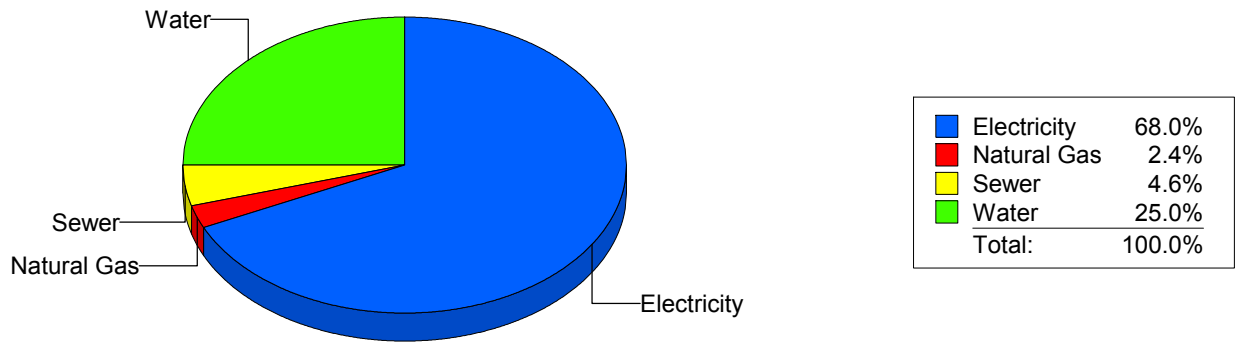
Cost Avoidance Program

Cost Summary Graph

Grouped by Energy Type

Energy Type	Use	Units	Meter Cost	Special Charges	Total Cost	Avg Unit Cost	% of Total Cost
All Sites							
Electricity	4,859,912	KWH	\$643,667.05	\$0.00	\$643,667.05	0.1324	68.02%
Natural Gas	16,076	CCF	\$23,135.36	\$0.00	\$23,135.36	1.4391	2.44%
Water	77,566	CCF	\$236,303.53	\$0.00	\$236,303.53	3.0465	24.97%
Sewer	18,241	CCF	\$43,132.78	\$0.00	\$43,132.78	2.3646	4.56%
Total Cost:			\$946,238.72	\$0.00	\$946,238.72		

For All Sites



Filters: Cost Center Name Not Equal To DoNotReport; Billing Period Equal To 201407All Meter CodesAll Group Names