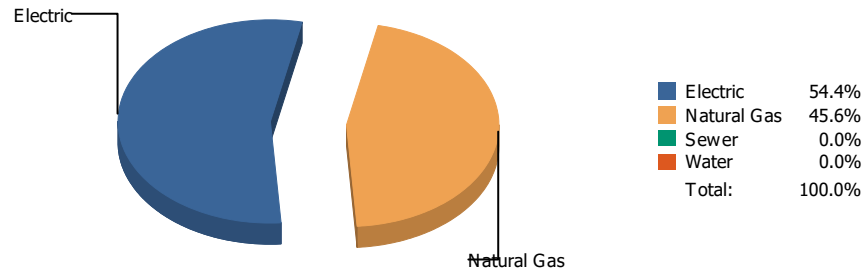
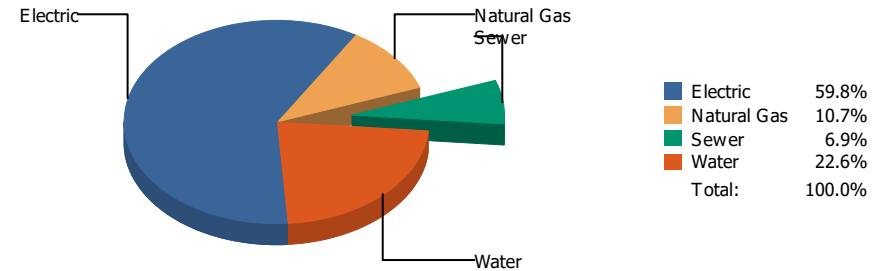


Energy



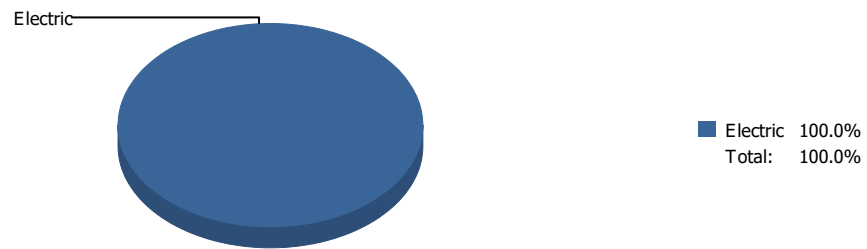
Cost



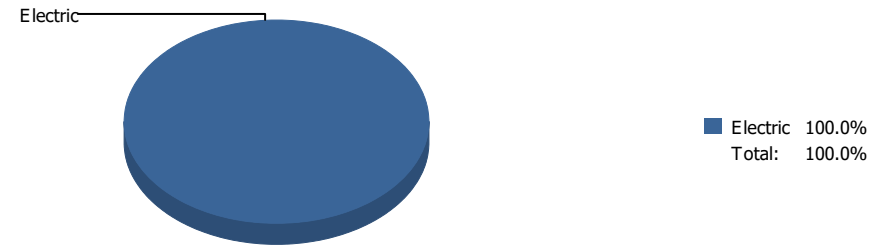
Commodity	Common Use	Energy Use	Energy Use / Area	Total Cost	Cost / Unit	Cost / Area
Place Summary Report						
Area: 10,693,292 SqFt						
Billing Period: Apr 2021						
ELECTRIC	4,630,222.00 kWh	15,798,317 KBtu	1.434 KBtu/SqFt	\$483,003.56	\$0.104 /kWh	\$0.044 /SqFt
NATURALGAS	128,616.00 CCF	13,247,448 KBtu	1.192 KBtu/SqFt	\$86,875.99	\$0.675 /CCF	\$0.008 /SqFt
SEWER	11,672.00 CCF			\$55,663.56	\$4.769 /CCF	\$0.005 /SqFt
WATER	39,637.00 CCF			\$182,771.36	\$4.611 /CCF	\$0.017 /SqFt
Totals:		29,045,765 KBtu	2.626 KBtu/SqFt	\$808,314.47		

* Please note per area calculations only include buildings with a floor area greater than 0.

Energy



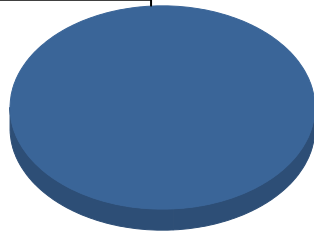
Cost



Commodity	Common Use	Energy Use	Energy Use / Area	Total Cost	Cost / Unit	Cost / Area
Place: [ALAMO] ALAMO 101 [BUILDING] Area: 58,978 SqFt Billing Period: Apr 2021						
ELECTRIC	2,400.00 kWh	8,189 KBtu	0.139 KBtu/SqFt	\$252.59	\$0.105 /kWh	\$0.004 /SqFt
Totals:		8,189 KBtu	0.139 KBtu/SqFt	\$252.59		

Energy

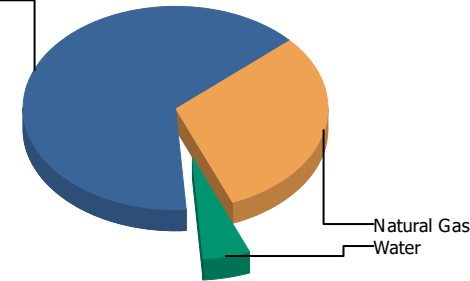
Electric



Electric	100.0%
Natural Gas	0.0%
Water	0.0%
Total:	100.0%

Cost

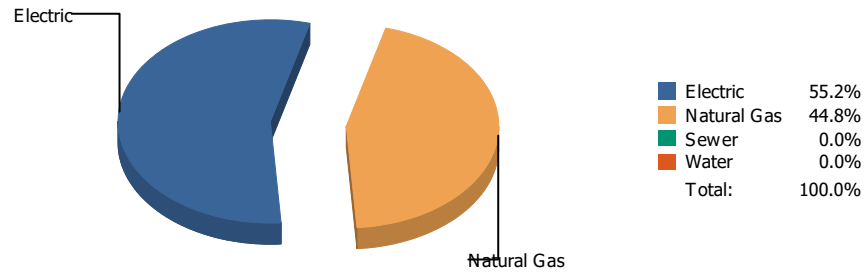
Electric



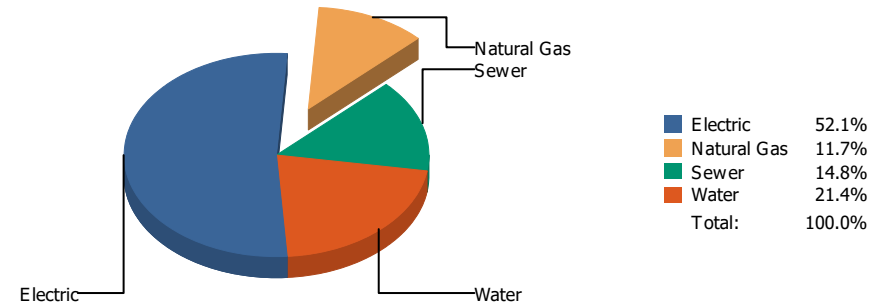
Electric	64.4%
Natural Gas	30.7%
Water	4.9%
Total:	100.0%

Commodity	Common Use	Energy Use	Energy Use / Area	Total Cost	Cost / Unit	Cost / Area
Place: [ALTA] ALTA VISTA 102 [BUILDING]						
Area: 68,463 SqFt						
Billing Period: Apr 2021						
ELECTRIC	4,050.00 kWh	13,819 KBtu	0.202 KBtu/SqFt	\$343.76	\$0.085 /kWh	\$0.005 /SqFt
NATURALGAS	0.00 CCF	0 KBtu	0.000 KBtu/SqFt	\$163.96	\$0.000 /CCF	\$0.002 /SqFt
WATER	0.00 CCF			\$26.25	\$0.000 /CCF	\$0.000 /SqFt
Totals:		13,819 KBtu	0.202 KBtu/SqFt	\$533.97		

Energy

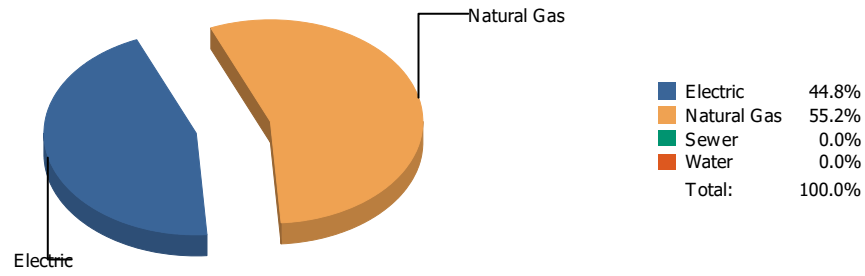


Cost

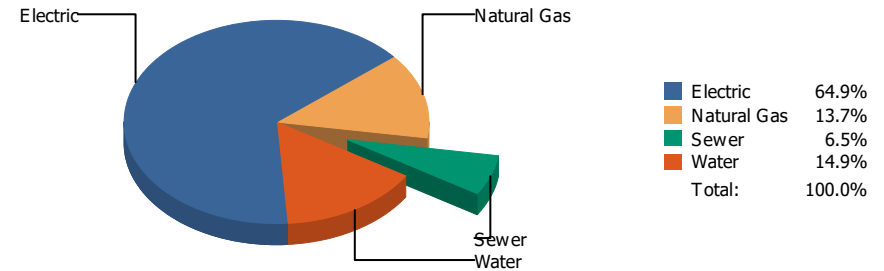


Commodity	Common Use	Energy Use	Energy Use / Area	Total Cost	Cost / Unit	Cost / Area
Place: [ADDRESS] ADDRESS 001 [BUILDING]						
Area: 266,968 SqFt						
Billing Period: Apr 2021						
ELECTRIC	103,755.00 kWh	354,012 KBtu	1.326 KBtu/SqFt	\$11,055.88	\$0.107 /kWh	\$0.041 /SqFt
NATURALGAS	2,787.00 CCF	287,061 KBtu	1.075 KBtu/SqFt	\$2,477.06	\$0.889 /CCF	\$0.009 /SqFt
SEWER	1,147.00 CCF			\$3,129.19	\$2.728 /CCF	\$0.012 /SqFt
WATER	1,637.00 CCF			\$4,541.41	\$2.774 /CCF	\$0.017 /SqFt
Totals:		641,073 KBtu	2.401 KBtu/SqFt	\$21,203.54		

Energy

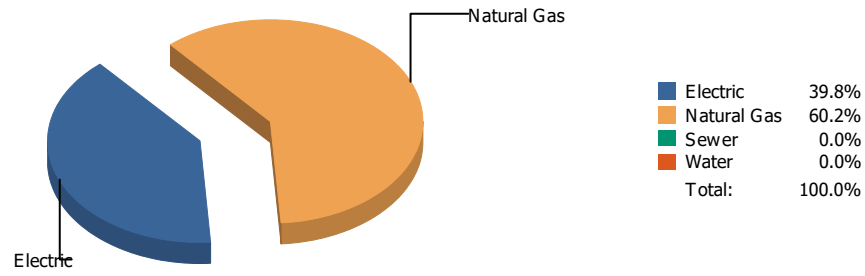


Cost

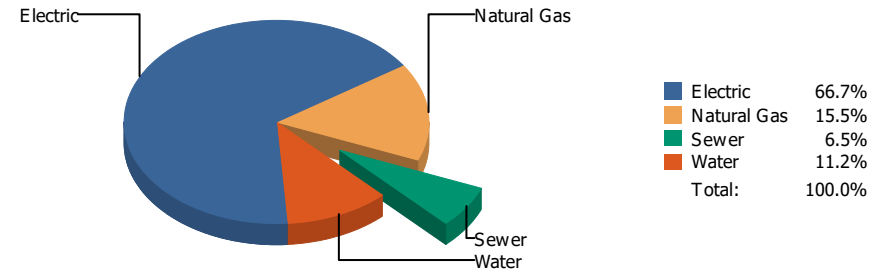


Commodity	Common Use	Energy Use	Energy Use / Area	Total Cost	Cost / Unit	Cost / Area
Place: [AOY] AOY 103 [BUILDING] Area: 105,486 SqFt Billing Period: Apr 2021						
ELECTRIC	41,656.00 kWh	142,130 KBtu	1.347 KBtu/SqFt	\$5,244.15	\$0.126 /kWh	\$0.050 /SqFt
NATURALGAS	1,701.00 CCF	175,203 KBtu	1.661 KBtu/SqFt	\$1,105.79	\$0.650 /CCF	\$0.010 /SqFt
SEWER	34.00 CCF			\$527.85	\$15.525 /CCF	\$0.005 /SqFt
WATER	130.00 CCF			\$1,206.25	\$9.279 /CCF	\$0.011 /SqFt
Totals:		317,333 KBtu	3.008 KBtu/SqFt	\$8,084.04		

Energy

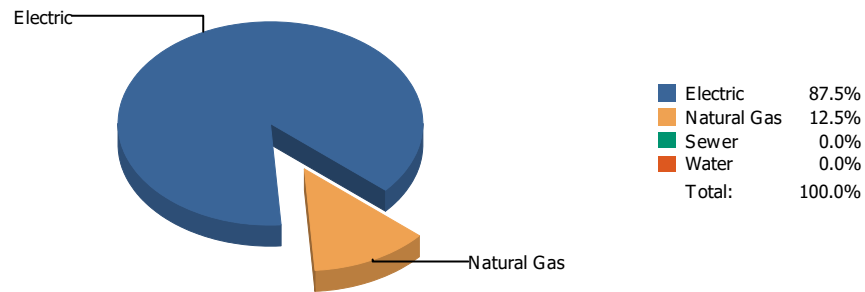


Cost

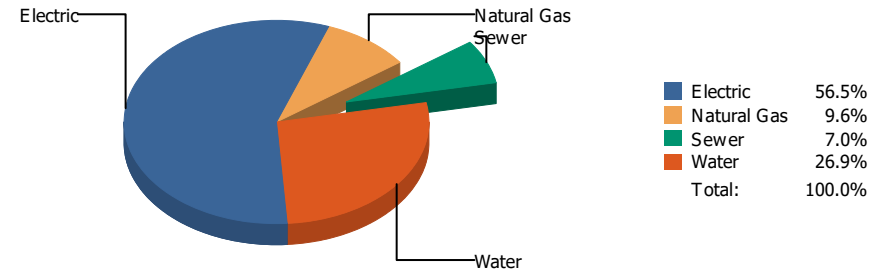


Commodity	Common Use	Energy Use	Energy Use / Area	Total Cost	Cost / Unit	Cost / Area
Place: [ARMENDARIZ_1] ARMENDARIZ MIDDLE SCHOOL [BUILDING]						
Area: 133,779 SqFt						
Billing Period: Apr 2021						
ELECTRIC	64,500.00 kWh	220,074 KBtu	1.645 KBtu/SqFt	\$6,978.44	\$0.108 /kWh	\$0.052 /SqFt
NATURALGAS	3,236.00 CCF	333,308 KBtu	2.491 KBtu/SqFt	\$1,619.50	\$0.500 /CCF	\$0.012 /SqFt
SEWER	144.00 CCF			\$684.11	\$4.751 /CCF	\$0.005 /SqFt
WATER	259.00 CCF			\$1,175.87	\$4.540 /CCF	\$0.009 /SqFt
Totals:		553,382 KBtu	4.137 KBtu/SqFt	\$10,457.92		

Energy

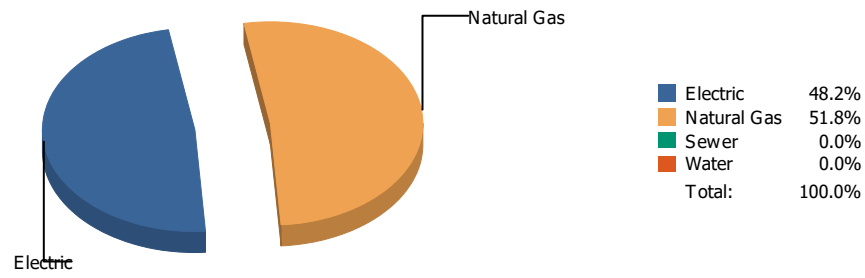


Cost

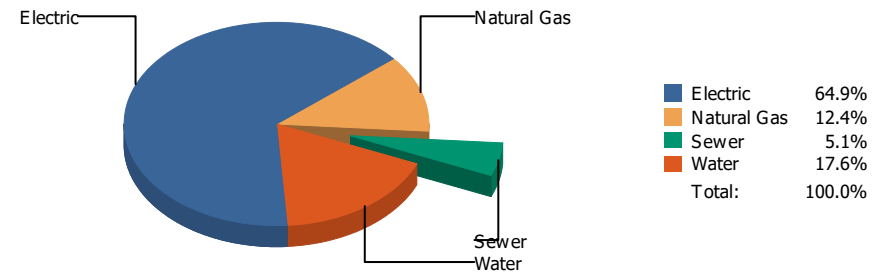


Commodity	Common Use	Energy Use	Energy Use / Area	Total Cost	Cost / Unit	Cost / Area
Place: [AUSTIN] AUSTIN 002 [BUILDING]						
Area: 269,216 SqFt						
Billing Period: Apr 2021						
ELECTRIC	487,604.00 kWh	1,663,705 KBtu	6.180 KBtu/SqFt	\$9,086.20	\$0.019 /kWh	\$0.033 /SqFt
NATURALGAS	2,299.00 CCF	236,797 KBtu	0.880 KBtu/SqFt	\$1,545.86	\$0.672 /CCF	\$0.006 /SqFt
SEWER	76.00 CCF			\$1,117.60	\$14.705 /CCF	\$0.004 /SqFt
WATER	637.00 CCF			\$4,318.30	\$6.779 /CCF	\$0.016 /SqFt
Totals:		1,900,502 KBtu	7.059 KBtu/SqFt	\$16,067.96		

Energy

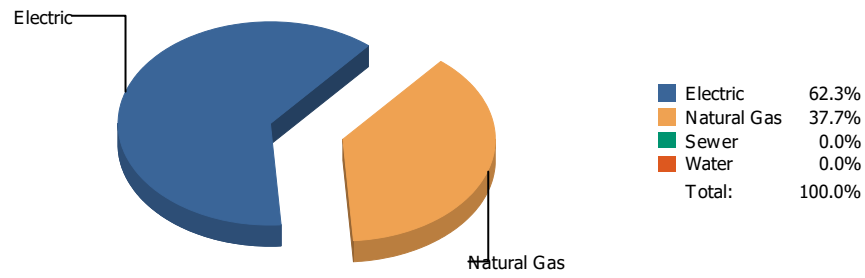


Cost

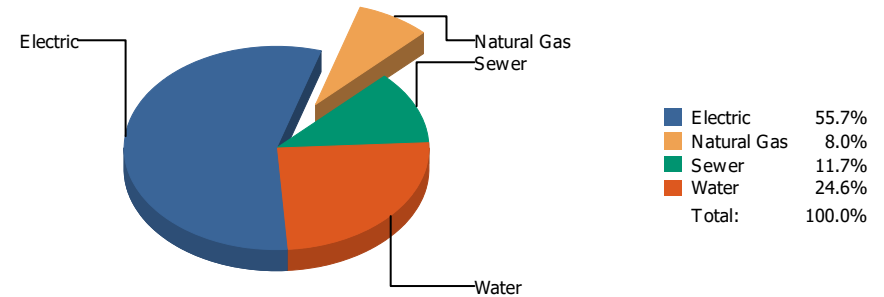


Commodity	Common Use	Energy Use	Energy Use / Area	Total Cost	Cost / Unit	Cost / Area
Place: [BARRON ELEMENTARY] Barron Elementary 165 [BUILDING]						
Area: 87,818 SqFt						
Billing Period: Apr 2021						
ELECTRIC	52,521.00 kWh	179,202 KBtu	2.041 KBtu/SqFt	\$6,146.02	\$0.117 /kWh	\$0.070 /SqFt
NATURALGAS	1,870.00 CCF	192,610 KBtu	2.193 KBtu/SqFt	\$1,173.58	\$0.628 /CCF	\$0.013 /SqFt
SEWER	33.00 CCF			\$480.20	\$14.552 /CCF	\$0.005 /SqFt
WATER	337.00 CCF			\$1,666.87	\$4.946 /CCF	\$0.019 /SqFt
Totals:		371,812 KBtu	4.234 KBtu/SqFt	\$9,466.67		

Energy



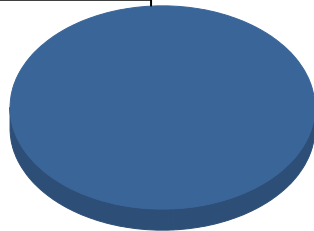
Cost



Commodity	Common Use	Energy Use	Energy Use / Area	Total Cost	Cost / Unit	Cost / Area
Place: [BASSETT] BASSETT 049 [BUILDING]						
Area: 174,250 SqFt						
Billing Period: Apr 2021						
ELECTRIC	49,100.00 kWh	167,529 KBtu	0.961 KBtu/SqFt	\$5,474.82	\$0.112 /kWh	\$0.031 /SqFt
NATURALGAS	984.00 CCF	101,352 KBtu	0.582 KBtu/SqFt	\$783.61	\$0.796 /CCF	\$0.004 /SqFt
SEWER	415.00 CCF			\$1,151.48	\$2.775 /CCF	\$0.007 /SqFt
WATER	783.00 CCF			\$2,418.90	\$3.089 /CCF	\$0.014 /SqFt
Totals:		268,881 KBtu	1.543 KBtu/SqFt	\$9,828.81		

Energy

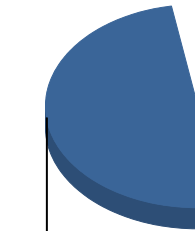
Electric




■ Electric 100.0%
 ■ Natural Gas 0.0%
 Total: 100.0%

Cost

Electric



Natural Gas

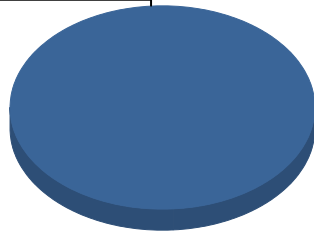


■ Electric 48.4%
 ■ Natural Gas 51.6%
 Total: 100.0%

Commodity	Common Use	Energy Use	Energy Use / Area	Total Cost	Cost / Unit	Cost / Area
Place: [BEALL] BEALL 104 [BUILDING] Area: 74,454 SqFt Billing Period: Apr 2021						
ELECTRIC	1,173.00 kWh	4,002 KBtu	0.054 KBtu/SqFt	\$153.64	\$0.131 /kWh	\$0.002 /SqFt
NATURALGAS	0.00 CCF	0 KBtu	0.000 KBtu/SqFt	\$163.96	\$0.000 /CCF	\$0.002 /SqFt
Totals:		4,002 KBtu	0.054 KBtu/SqFt	\$317.60		

Energy

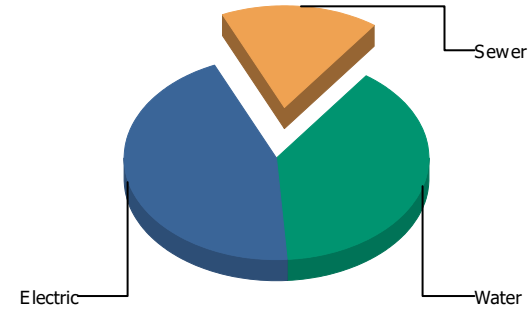
Electric



Electric 100.0%
 Sewer 0.0%
 Water 0.0%
 Total: 100.0%

Cost

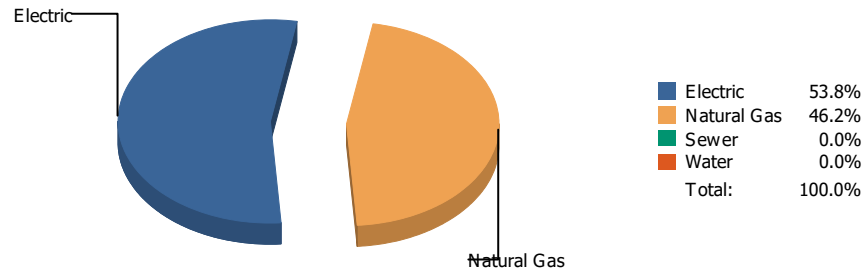
Electric



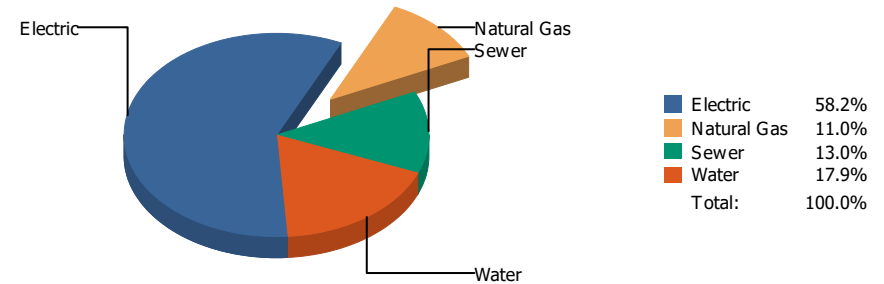
Electric 44.5%
 Sewer 16.5%
 Water 38.9%
 Total: 100.0%

Commodity	Common Use	Energy Use	Energy Use / Area	Total Cost	Cost / Unit	Cost / Area
Place: [BLISS] BLISS 105 [BUILDING]						
Area: 78,820 SqFt						
Billing Period: Apr 2021						
ELECTRIC	21,699.00 kWh	74,037 KBtu	0.939 KBtu/SqFt	\$2,482.08	\$0.114 /kWh	\$0.031 /SqFt
SEWER	311.00 CCF			\$922.68	\$2.967 /CCF	\$0.012 /SqFt
WATER	639.00 CCF			\$2,172.14	\$3.399 /CCF	\$0.028 /SqFt
Totals:		74,037 KBtu	0.939 KBtu/SqFt	\$5,576.90		

Energy

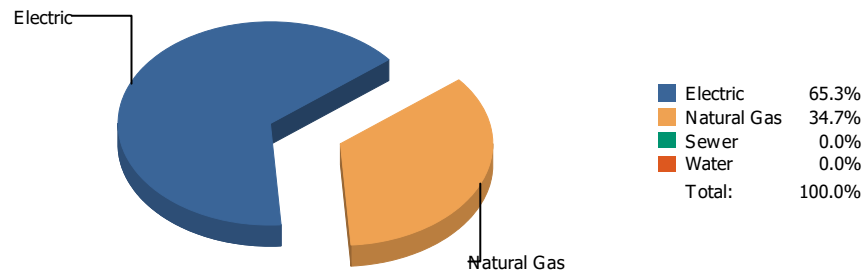


Cost

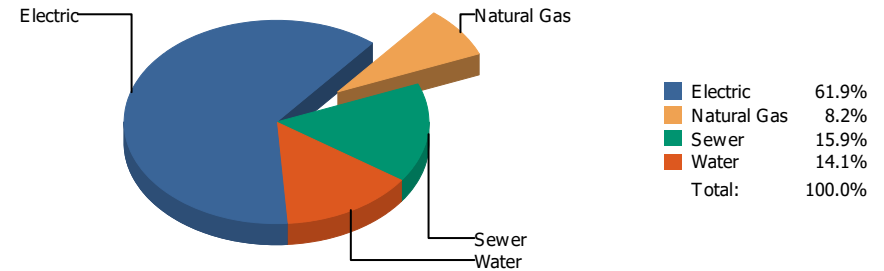


Commodity	Common Use	Energy Use	Energy Use / Area	Total Cost	Cost / Unit	Cost / Area
Place: [BOND_2] BOND 160 [BUILDING]						
Area: 89,988 SqFt						
Billing Period: Apr 2021						
ELECTRIC	22,360.00 kWh	76,292 KBtu	0.848 KBtu/SqFt	\$3,330.90	\$0.149 /kWh	\$0.037 /SqFt
NATURALGAS	637.00 CCF	65,611 KBtu	0.729 KBtu/SqFt	\$627.77	\$0.986 /CCF	\$0.007 /SqFt
SEWER	181.00 CCF			\$744.57	\$4.114 /CCF	\$0.008 /SqFt
WATER	261.00 CCF			\$1,023.57	\$3.922 /CCF	\$0.011 /SqFt
Totals:		141,903 KBtu	1.577 KBtu/SqFt	\$5,726.81		

Energy

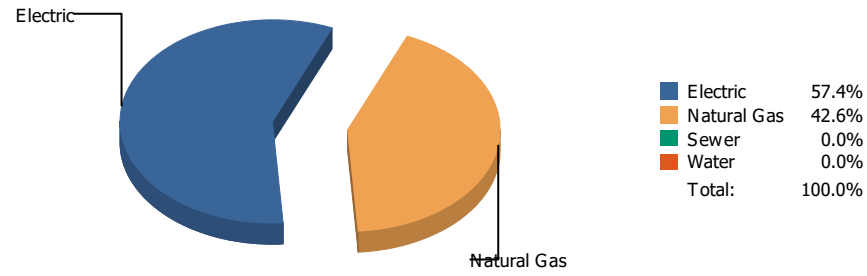


Cost

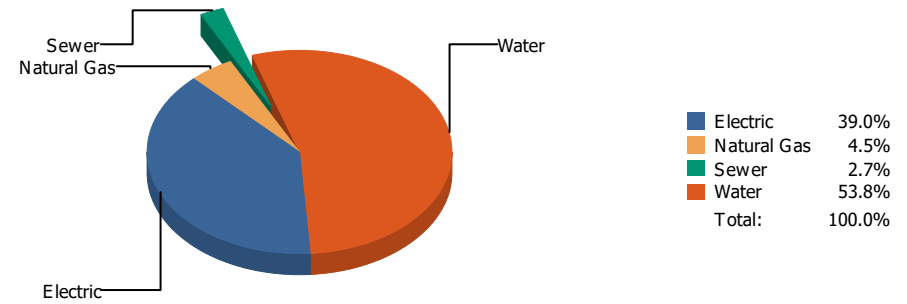


Commodity	Common Use	Energy Use	Energy Use / Area	Total Cost	Cost / Unit	Cost / Area
Place: [BONHAM] BONHAM 106 [BUILDING] Area: 53,522 SqFt Billing Period: Apr 2021						
ELECTRIC	22,289.00 kWh	76,050 KBtu	1.421 KBtu/SqFt	\$2,652.79	\$0.119 /kWh	\$0.049 /SqFt
NATURALGAS	393.00 CCF	40,479 KBtu	0.756 KBtu/SqFt	\$349.65	\$0.890 /CCF	\$0.007 /SqFt
SEWER	213.00 CCF			\$679.74	\$3.191 /CCF	\$0.013 /SqFt
WATER	164.00 CCF			\$602.38	\$3.673 /CCF	\$0.011 /SqFt
Totals:		116,529 KBtu	2.177 KBtu/SqFt	\$4,284.56		

Energy

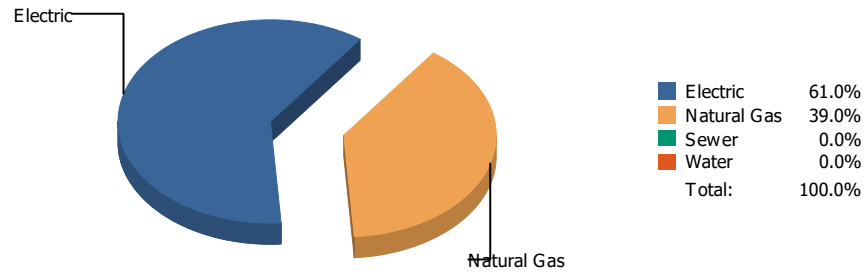


Cost

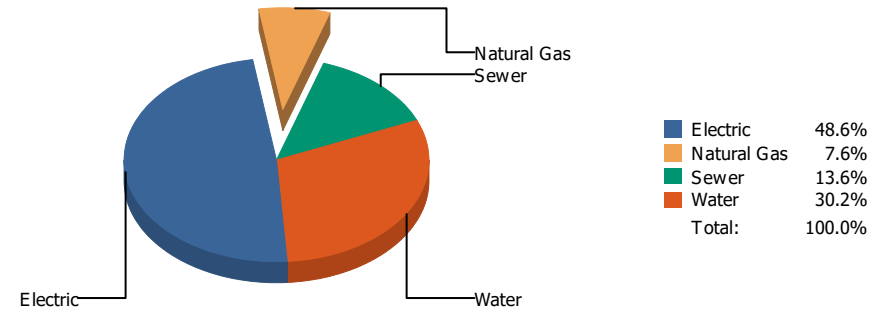


Commodity	Common Use	Energy Use	Energy Use / Area	Total Cost	Cost / Unit	Cost / Area
Place: [BOWIE] BOWIE 003 [BUILDING]						
Area: 282,931 SqFt						
Billing Period: Apr 2021						
ELECTRIC	141,935.00 kWh	484,282 KBtu	1.712 KBtu/SqFt	\$16,635.08	\$0.117 /kWh	\$0.059 /SqFt
NATURALGAS	3,487.00 CCF	359,161 KBtu	1.269 KBtu/SqFt	\$1,914.33	\$0.549 /CCF	\$0.007 /SqFt
SEWER	192.00 CCF			\$1,136.08	\$5.917 /CCF	\$0.004 /SqFt
WATER	3,791.00 CCF			\$22,964.94	\$6.058 /CCF	\$0.081 /SqFt
Totals:		843,443 KBtu	2.981 KBtu/SqFt	\$42,650.43		

Energy

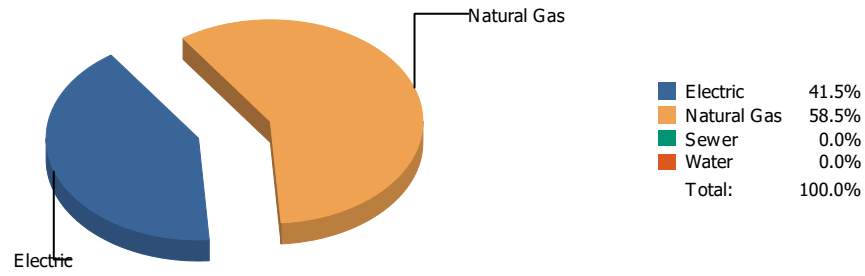


Cost

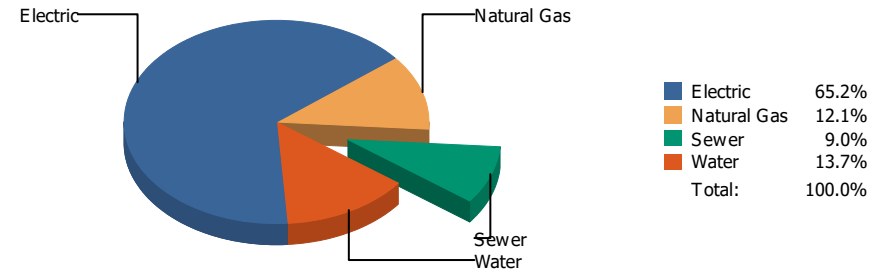


Commodity	Common Use	Energy Use	Energy Use / Area	Total Cost	Cost / Unit	Cost / Area
Place: [BRADLEY] BRADLEY 158 [BUILDING]						
Area: 59,142 SqFt						
Billing Period: Apr 2021						
ELECTRIC	40,440.00 kWh	137,981 KBtu	2.333 KBtu/SqFt	\$3,575.73	\$0.088 /kWh	\$0.060 /SqFt
NATURALGAS	857.00 CCF	88,271 KBtu	1.493 KBtu/SqFt	\$557.36	\$0.650 /CCF	\$0.009 /SqFt
SEWER	122.00 CCF			\$996.42	\$8.167 /CCF	\$0.017 /SqFt
WATER	252.00 CCF			\$2,221.23	\$8.814 /CCF	\$0.037 /SqFt
Totals:		226,252 KBtu	3.826 KBtu/SqFt	\$7,350.74		

Energy

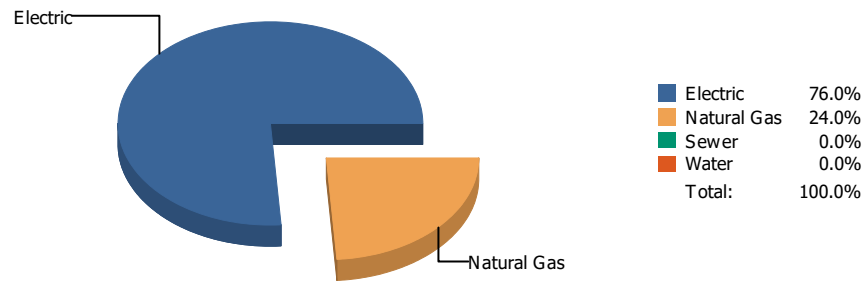


Cost

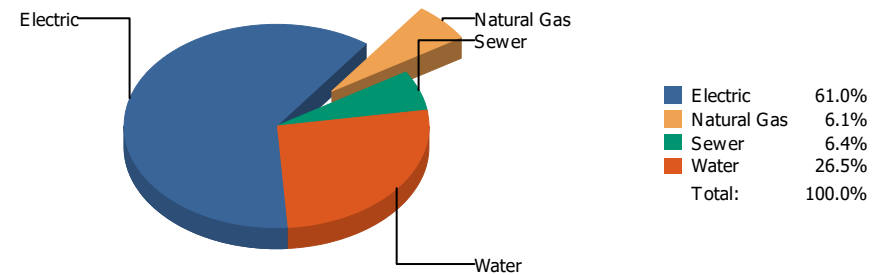


Commodity	Common Use	Energy Use	Energy Use / Area	Total Cost	Cost / Unit	Cost / Area
Place: [BROWN] BROWN MIDDLE SCHOOL 056 [BUILDING]						
Area: 173,263 SqFt						
Billing Period: Apr 2021						
ELECTRIC	63,800.00 kWh	217,686 KBtu	1.256 KBtu/SqFt	\$8,208.09	\$0.129 /kWh	\$0.047 /SqFt
NATURALGAS	2,981.00 CCF	307,043 KBtu	1.772 KBtu/SqFt	\$1,519.08	\$0.510 /CCF	\$0.009 /SqFt
SEWER	349.00 CCF			\$1,135.11	\$3.252 /CCF	\$0.007 /SqFt
WATER	539.00 CCF			\$1,726.44	\$3.203 /CCF	\$0.010 /SqFt
Totals:		524,729 KBtu	3.029 KBtu/SqFt	\$12,588.72		

Energy



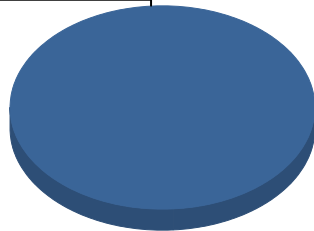
Cost



Commodity	Common Use	Energy Use	Energy Use / Area	Total Cost	Cost / Unit	Cost / Area
Place: [BURGES] BURGES 004 [BUILDING]						
Area: 241,219 SqFt						
Billing Period: Apr 2021						
ELECTRIC	74,122.00 kWh	252,904 KBtu	1.048 KBtu/SqFt	\$8,541.76	\$0.115 /kWh	\$0.035 /SqFt
NATURALGAS	775.00 CCF	79,825 KBtu	0.331 KBtu/SqFt	\$853.99	\$1.102 /CCF	\$0.003 /SqFt
SEWER	40.00 CCF			\$895.39	\$22.385 /CCF	\$0.004 /SqFt
WATER	428.00 CCF			\$3,712.61	\$8.674 /CCF	\$0.015 /SqFt
Totals:		332,729 KBtu	1.379 KBtu/SqFt	\$14,003.75		

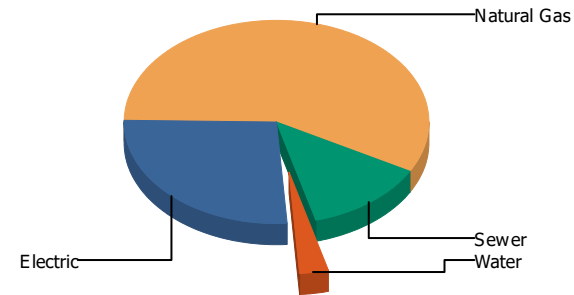
Energy

Electric



Electric	100.0%
Natural Gas	0.0%
Sewer	0.0%
Water	0.0%
Total:	100.0%

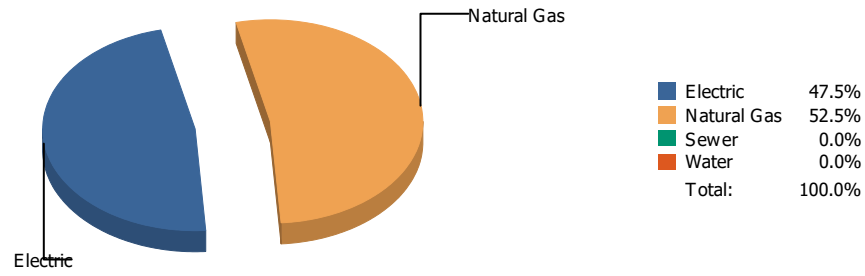
Cost



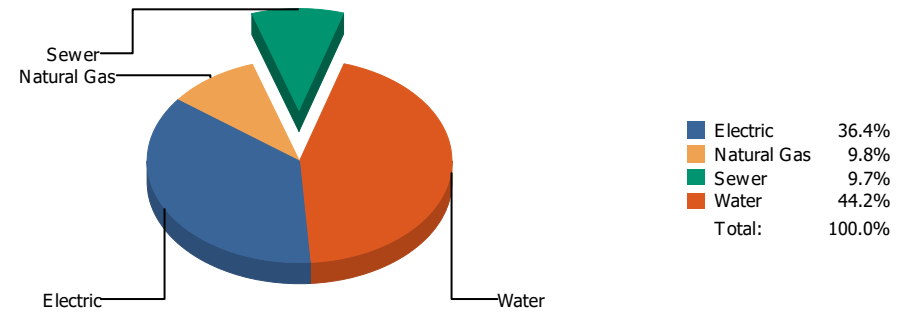
Electric	26.4%
Natural Gas	57.8%
Sewer	12.7%
Water	3.0%
Total:	100.0%

Commodity	Common Use	Energy Use	Energy Use / Area	Total Cost	Cost / Unit	Cost / Area
Place: [BURLESON] BURLESON 107 [BUILDING]						
Area: 73,772 SqFt						
Billing Period: Apr 2021						
ELECTRIC	1,846.00 kWh	6,299 KBtu	0.085 KBtu/SqFt	\$224.90	\$0.122 /kWh	\$0.003 /SqFt
NATURALGAS	0.00 CCF	0 KBtu	0.000 KBtu/SqFt	\$491.88	\$0.000 /CCF	\$0.007 /SqFt
SEWER	0.00 CCF			\$107.89	\$0.000 /CCF	\$0.001 /SqFt
WATER	0.00 CCF			\$25.67	\$0.000 /CCF	\$0.000 /SqFt
Totals:		6,299 KBtu	0.085 KBtu/SqFt	\$850.34		

Energy

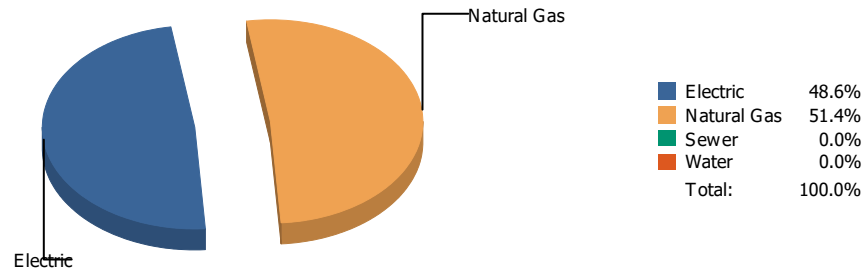


Cost

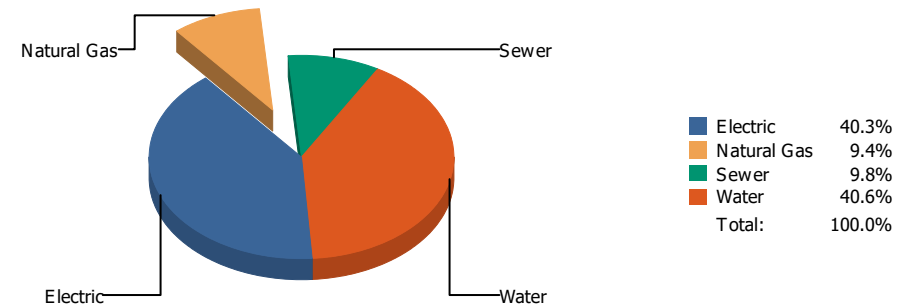


Commodity	Common Use	Energy Use	Energy Use / Area	Total Cost	Cost / Unit	Cost / Area
Place: [BURNET] BURNET 108 [BUILDING]						
Area: 50,520 SqFt						
Billing Period: Apr 2021						
ELECTRIC	15,820.00 kWh	53,978 KBtu	1.068 KBtu/SqFt	\$2,235.14	\$0.141 /kWh	\$0.044 /SqFt
NATURALGAS	580.00 CCF	59,740 KBtu	1.183 KBtu/SqFt	\$599.33	\$1.033 /CCF	\$0.012 /SqFt
SEWER	172.00 CCF			\$594.18	\$3.455 /CCF	\$0.012 /SqFt
WATER	550.00 CCF			\$2,711.37	\$4.930 /CCF	\$0.054 /SqFt
Totals:		113,718 KBtu	2.251 KBtu/SqFt	\$6,140.02		

Energy

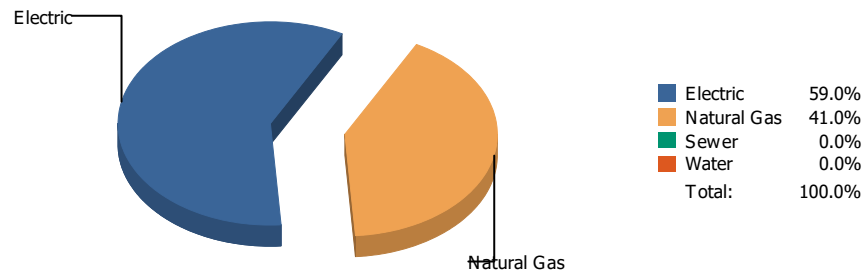


Cost

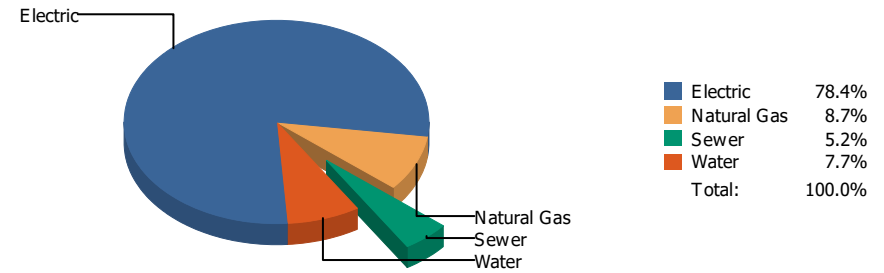


Commodity	Common Use	Energy Use	Energy Use / Area	Total Cost	Cost / Unit	Cost / Area
Place: [CANYON-HILLS] CANYON HILLS 043 [BUILDING]						
Area: 133,149 SqFt						
Billing Period: Apr 2021						
ELECTRIC	32,300.00 kWh	110,208 KBtu	0.828 KBtu/SqFt	\$3,651.92	\$0.113 /kWh	\$0.027 /SqFt
NATURALGAS	1,132.00 CCF	116,596 KBtu	0.876 KBtu/SqFt	\$848.70	\$0.750 /CCF	\$0.006 /SqFt
SEWER	70.00 CCF			\$888.62	\$12.695 /CCF	\$0.007 /SqFt
WATER	545.00 CCF			\$3,683.43	\$6.759 /CCF	\$0.027 /SqFt
Totals:		226,804 KBtu	1.703 KBtu/SqFt	\$9,072.67		

Energy

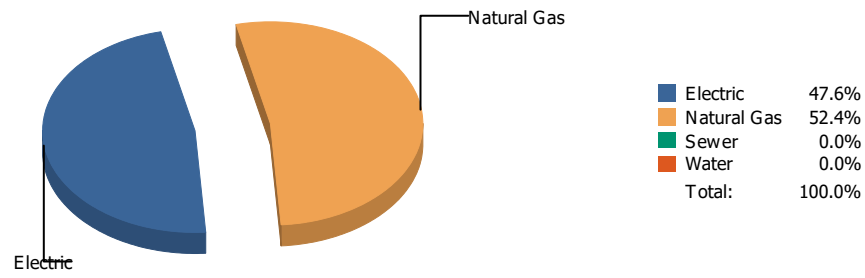


Cost

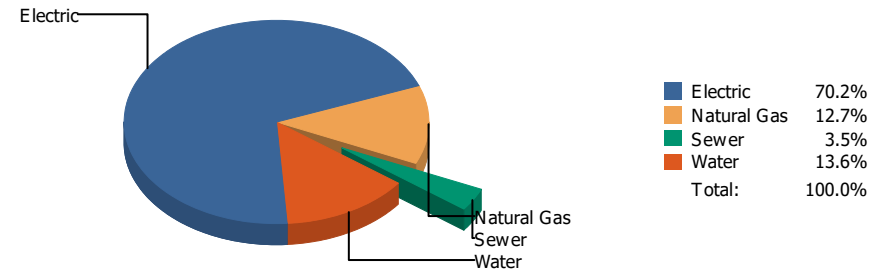


Commodity	Common Use	Energy Use	Energy Use / Area	Total Cost	Cost / Unit	Cost / Area
Place: [CAREER] CAREER AND TECHNOLOGY [BUILDING]						
Area: 146,485 SqFt						
Billing Period: Apr 2021						
ELECTRIC	64,755.00 kWh	220,944 KBtu	1.508 KBtu/SqFt	\$7,593.06	\$0.117 /kWh	\$0.052 /SqFt
NATURALGAS	1,489.00 CCF	153,367 KBtu	1.047 KBtu/SqFt	\$839.73	\$0.564 /CCF	\$0.006 /SqFt
SEWER	82.00 CCF			\$504.62	\$6.154 /CCF	\$0.003 /SqFt
WATER	161.00 CCF			\$743.75	\$4.620 /CCF	\$0.005 /SqFt
Totals:		374,311 KBtu	2.555 KBtu/SqFt	\$9,681.16		

Energy



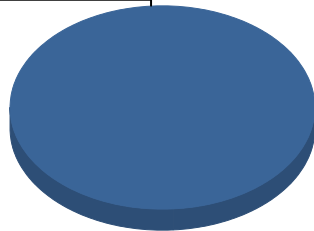
Cost



Commodity	Common Use	Energy Use	Energy Use / Area	Total Cost	Cost / Unit	Cost / Area
Place: [CENTRAL_OFFICE_STANTON] CENTRAL OFFICE STANTON [BUILDING]						
Area: 0 SqFt						
Billing Period: Apr 2021						
ELECTRIC	93,518.00 kWh	319,083 KBtu		\$9,513.02	\$0.102 /kWh	
NATURALGAS	3,409.00 CCF	351,127 KBtu		\$1,717.73	\$0.504 /CCF	
SEWER	48.00 CCF			\$472.91	\$9.852 /CCF	
WATER	179.00 CCF			\$1,844.17	\$10.303 /CCF	
Totals:		670,210 KBtu		\$13,547.83		

Energy

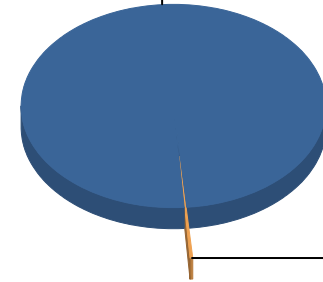
Electric



■ Electric 100.0%
 ■ Water 0.0%
 Total: 100.0%

Cost

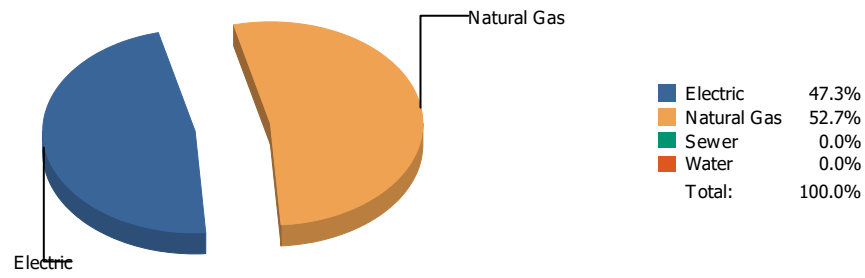
Electric



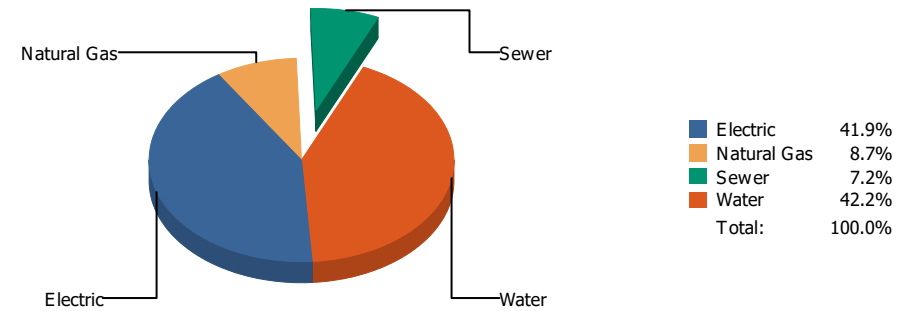
■ Electric 99.7%
 ■ Water 0.3%
 Total: 100.0%

Commodity	Common Use	Energy Use	Energy Use / Area	Total Cost	Cost / Unit	Cost / Area
Place: [CHAPIN] CHAPIN 012 [BUILDING] Area: 273,727 SqFt Billing Period: Apr 2021						
ELECTRIC	270,494.00 kWh	922,926 KBtu	3.372 KBtu/SqFt	\$28,672.50	\$0.106 /kWh	\$0.105 /SqFt
WATER	0.00 CCF			\$72.82	\$0.000 /CCF	\$0.000 /SqFt
Totals:		922,926 KBtu	3.372 KBtu/SqFt	\$28,745.32		

Energy

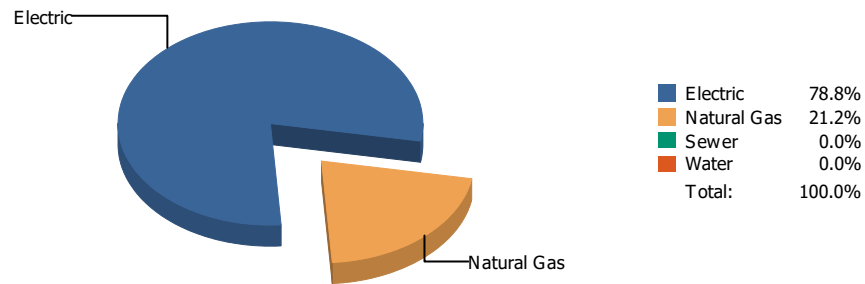


Cost

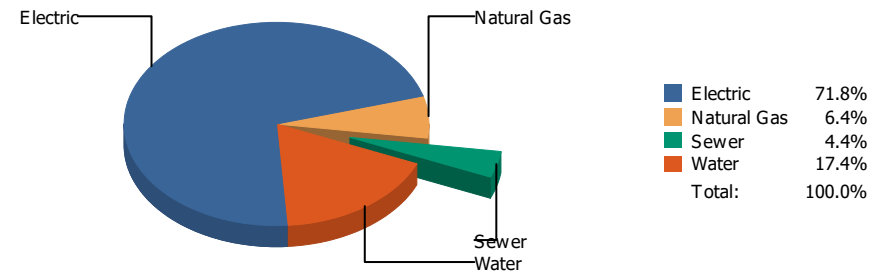


Commodity	Common Use	Energy Use	Energy Use / Area	Total Cost	Cost / Unit	Cost / Area
Place: [CHARLES] H.E. CHARLES 045 [BUILDING]						
Area: 107,867 SqFt						
Billing Period: Apr 2021						
ELECTRIC	51,060.00 kWh	174,217 KBtu	1.615 KBtu/SqFt	\$5,692.52	\$0.111 /kWh	\$0.053 /SqFt
NATURALGAS	1,882.00 CCF	193,846 KBtu	1.797 KBtu/SqFt	\$1,180.15	\$0.627 /CCF	\$0.011 /SqFt
SEWER	281.00 CCF			\$985.51	\$3.507 /CCF	\$0.009 /SqFt
WATER	1,079.00 CCF			\$5,737.92	\$5.318 /CCF	\$0.053 /SqFt
Totals:		368,063 KBtu	3.412 KBtu/SqFt	\$13,596.10		

Energy

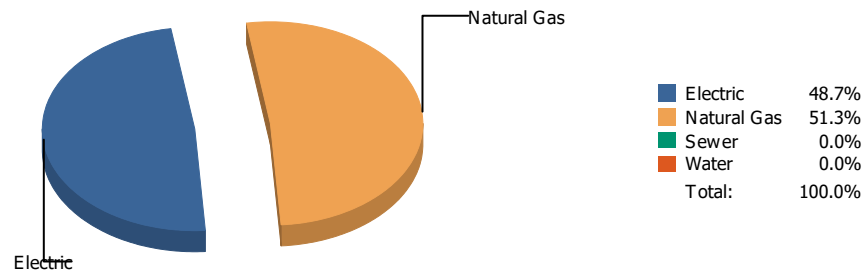


Cost

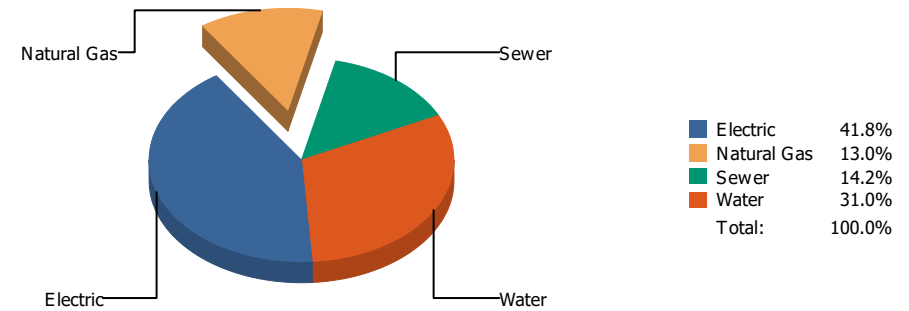


Commodity	Common Use	Energy Use	Energy Use / Area	Total Cost	Cost / Unit	Cost / Area
Place: [CIELO-VISTA] CIELO VISTA 151 [BUILDING] Area: 66,034 SqFt Billing Period: Apr 2021						
ELECTRIC	39,880.00 kWh	136,071 KBtu	2.061 KBtu/SqFt	\$5,565.99	\$0.140 /kWh	\$0.084 /SqFt
NATURALGAS	356.00 CCF	36,668 KBtu	0.555 KBtu/SqFt	\$496.16	\$1.394 /CCF	\$0.007 /SqFt
SEWER	45.00 CCF			\$337.48	\$7.500 /CCF	\$0.005 /SqFt
WATER	309.00 CCF			\$1,352.55	\$4.377 /CCF	\$0.020 /SqFt
Totals:		172,739 KBtu	2.616 KBtu/SqFt	\$7,752.18		

Energy

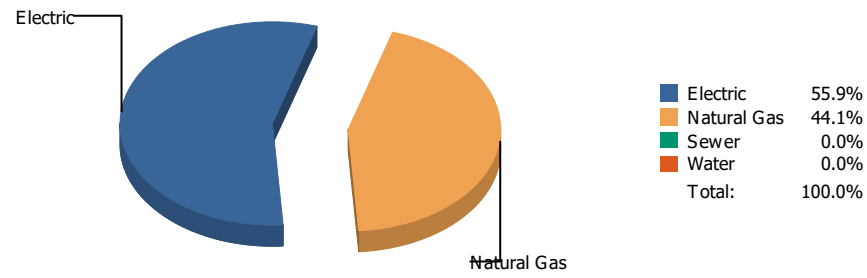


Cost

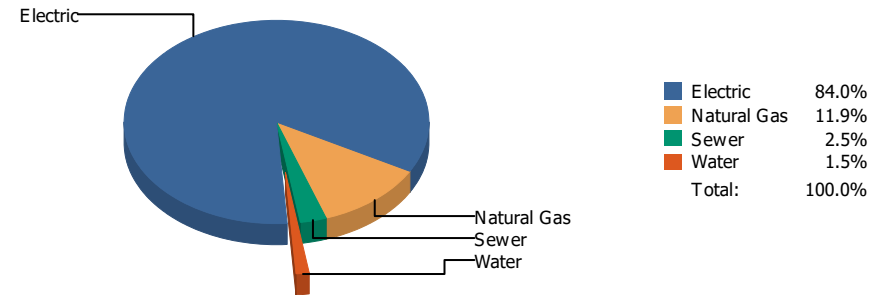


Commodity	Common Use	Energy Use	Energy Use / Area	Total Cost	Cost / Unit	Cost / Area
Place: [CLARDY] CLARDY 109 [BUILDING]						
Area: 70,700 SqFt						
Billing Period: Apr 2021						
ELECTRIC	18,618.00 kWh	63,525 KBtu	0.899 KBtu/SqFt	\$2,044.19	\$0.110 /kWh	\$0.029 /SqFt
NATURALGAS	649.00 CCF	66,847 KBtu	0.946 KBtu/SqFt	\$634.58	\$0.978 /CCF	\$0.009 /SqFt
SEWER	159.00 CCF			\$696.17	\$4.378 /CCF	\$0.010 /SqFt
WATER	374.00 CCF			\$1,519.04	\$4.062 /CCF	\$0.021 /SqFt
Totals:		130,372 KBtu	1.844 KBtu/SqFt	\$4,893.98		

Energy

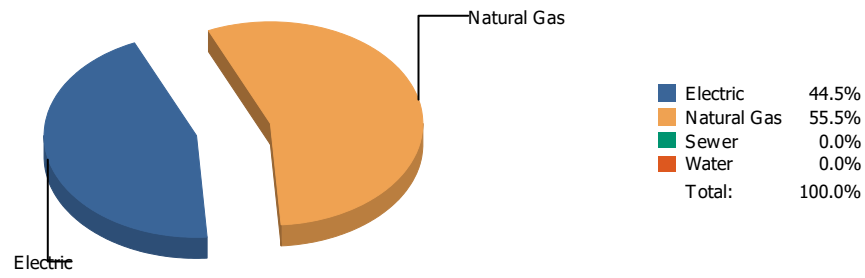


Cost

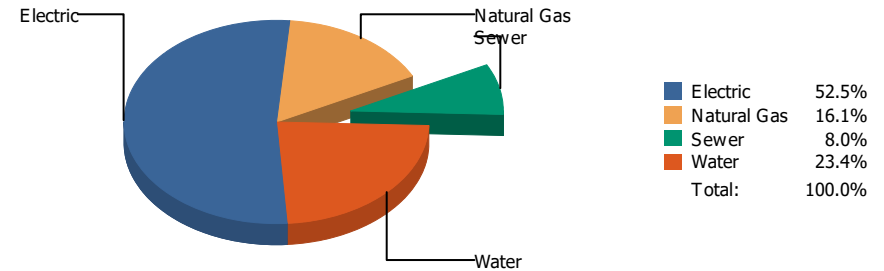


Commodity	Common Use	Energy Use	Energy Use / Area	Total Cost	Cost / Unit	Cost / Area
Place: [CLENDENIN] CLENDENIN 149 [BUILDING] Area: 62,721 SqFt Billing Period: Apr 2021						
ELECTRIC	28,515.00 kWh	97,293 KBtu	1.551 KBtu/SqFt	\$3,576.15	\$0.125 /kWh	\$0.057 /SqFt
NATURALGAS	745.00 CCF	76,735 KBtu	1.223 KBtu/SqFt	\$507.34	\$0.681 /CCF	\$0.008 /SqFt
SEWER	0.00 CCF			\$107.89	\$0.000 /CCF	\$0.002 /SqFt
WATER	1.00 CCF			\$64.48	\$64.480 /CCF	\$0.001 /SqFt
Totals:		174,028 KBtu	2.775 KBtu/SqFt	\$4,255.86		

Energy

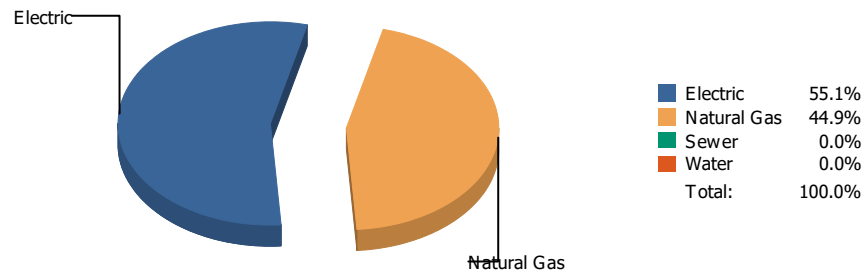


Cost

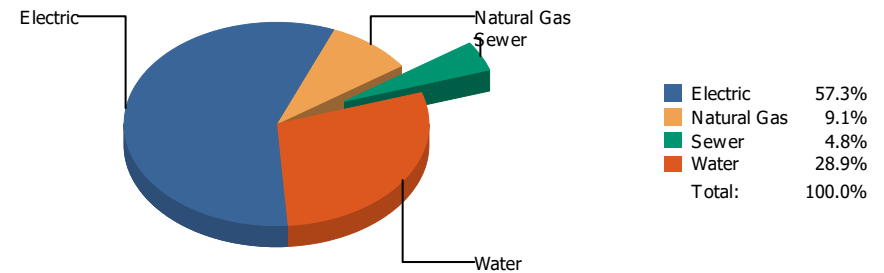


Commodity	Common Use	Energy Use	Energy Use / Area	Total Cost	Cost / Unit	Cost / Area
Place: [COLDWELL] COLDWELL 110 [BUILDING] Area: 67,310 SqFt Billing Period: Apr 2021						
ELECTRIC	20,234.00 kWh	69,038 KBtu	1.026 KBtu/SqFt	\$2,320.19	\$0.115 /kWh	\$0.034 /SqFt
NATURALGAS	836.00 CCF	86,108 KBtu	1.279 KBtu/SqFt	\$713.13	\$0.853 /CCF	\$0.011 /SqFt
SEWER	23.00 CCF			\$352.12	\$15.310 /CCF	\$0.005 /SqFt
WATER	238.00 CCF			\$1,034.98	\$4.349 /CCF	\$0.015 /SqFt
Totals:		155,146 KBtu	2.305 KBtu/SqFt	\$4,420.42		

Energy

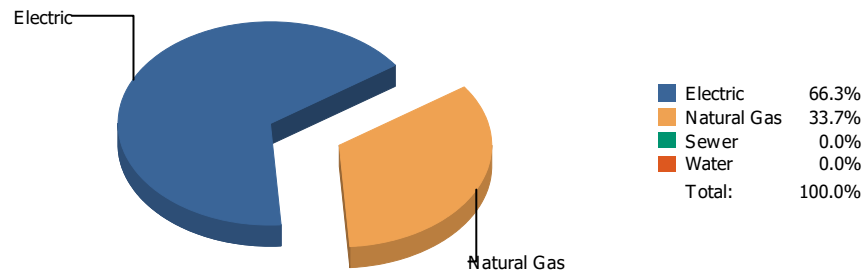


Cost

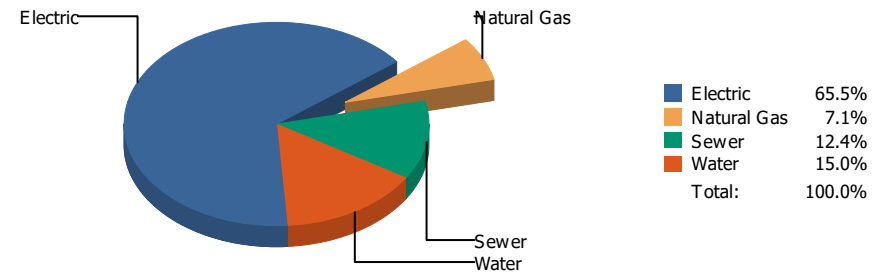


Commodity	Common Use	Energy Use	Energy Use / Area	Total Cost	Cost / Unit	Cost / Area
Place: [COLLINS] COLLINS 142 [BUILDING] Area: 81,245 SqFt Billing Period: Apr 2021						
ELECTRIC	42,939.00 kWh	146,508 KBtu	1.803 KBtu/SqFt	\$5,414.04	\$0.126 /kWh	\$0.067 /SqFt
NATURALGAS	1,160.00 CCF	119,480 KBtu	1.471 KBtu/SqFt	\$857.80	\$0.739 /CCF	\$0.011 /SqFt
SEWER	96.00 CCF			\$449.68	\$4.684 /CCF	\$0.006 /SqFt
WATER	777.00 CCF			\$2,732.10	\$3.516 /CCF	\$0.034 /SqFt
Totals:		265,988 KBtu	3.274 KBtu/SqFt	\$9,453.62		

Energy

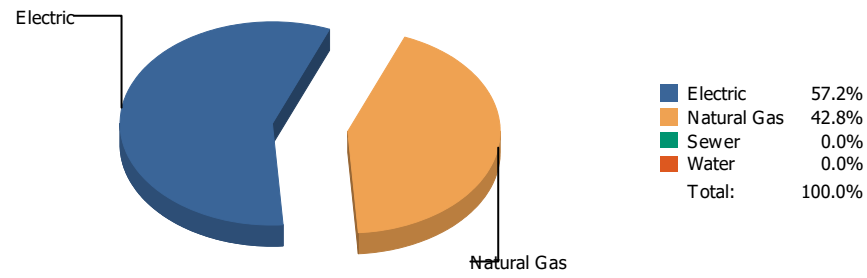


Cost

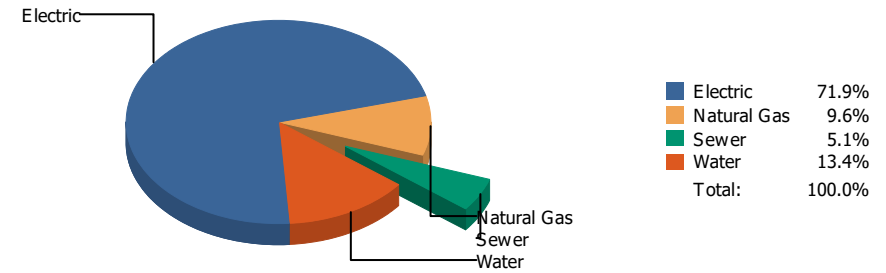


Commodity	Common Use	Energy Use	Energy Use / Area	Total Cost	Cost / Unit	Cost / Area
Place: [COOLEY] COOLEY 111 [BUILDING]						
Area: 95,590 SqFt						
Billing Period: Apr 2021						
ELECTRIC	45,800.00 kWh	156,270 KBtu	1.635 KBtu/SqFt	\$6,366.41	\$0.139 /kWh	\$0.067 /SqFt
NATURALGAS	771.00 CCF	79,413 KBtu	0.831 KBtu/SqFt	\$686.38	\$0.890 /CCF	\$0.007 /SqFt
SEWER	252.00 CCF			\$1,208.89	\$4.797 /CCF	\$0.012 /SqFt
WATER	321.00 CCF			\$1,452.27	\$4.524 /CCF	\$0.015 /SqFt
Totals:		235,683 KBtu	2.466 KBtu/SqFt	\$9,713.95		

Energy

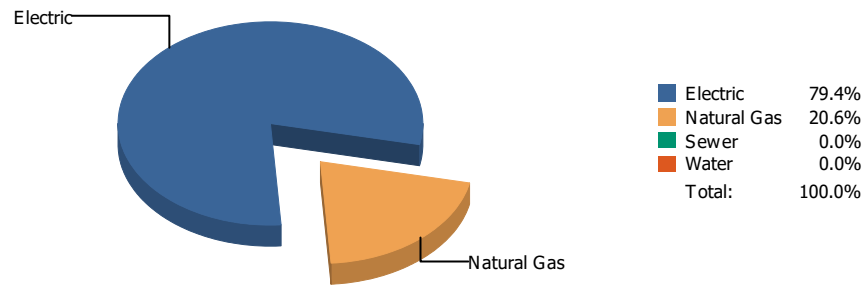


Cost

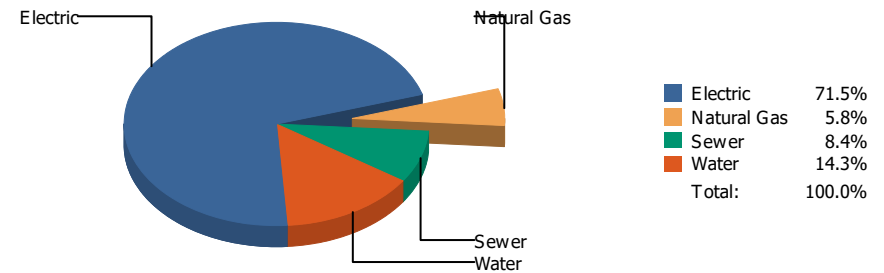


Commodity	Common Use	Energy Use	Energy Use / Area	Total Cost	Cost / Unit	Cost / Area
Place: [CORONADO] CORONADO 005 [BUILDING]						
Area: 406,757 SqFt						
Billing Period: Apr 2021						
ELECTRIC	190,829.00 kWh	651,109 KBtu	1.601 KBtu/SqFt	\$21,095.06	\$0.111 /kWh	\$0.051 /SqFt
NATURALGAS	4,734.00 CCF	487,602 KBtu	1.199 KBtu/SqFt	\$2,810.65	\$0.594 /CCF	\$0.007 /SqFt
SEWER	437.00 CCF			\$1,489.13	\$3.408 /CCF	\$0.003 /SqFt
WATER	1,421.00 CCF			\$3,941.79	\$2.774 /CCF	\$0.009 /SqFt
Totals:		1,138,711 KBtu	2.799 KBtu/SqFt	\$29,336.63		

Energy

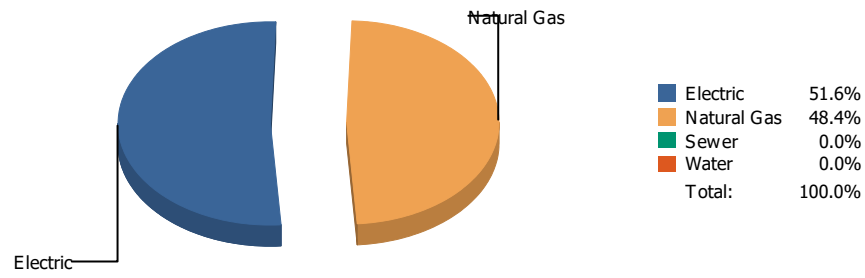


Cost

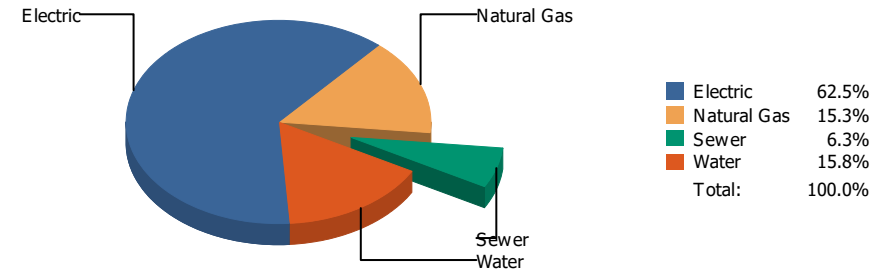


Commodity	Common Use	Energy Use	Energy Use / Area	Total Cost	Cost / Unit	Cost / Area
Place: [CROCKETT_1] CROCKETT 112 [BUILDING]						
Area: 92,585 SqFt						
Billing Period: Apr 2021						
ELECTRIC	36,457.00 kWh	124,391 KBtu	1.344 KBtu/SqFt	\$3,830.67	\$0.105 /kWh	\$0.041 /SqFt
NATURALGAS	313.00 CCF	32,239 KBtu	0.348 KBtu/SqFt	\$310.44	\$0.992 /CCF	\$0.003 /SqFt
SEWER	60.00 CCF			\$451.27	\$7.521 /CCF	\$0.005 /SqFt
WATER	95.00 CCF			\$767.33	\$8.077 /CCF	\$0.008 /SqFt
Totals:		156,630 KBtu	1.692 KBtu/SqFt	\$5,359.71		

Energy

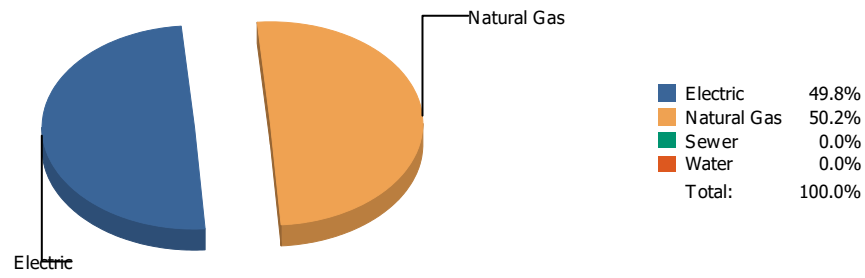


Cost

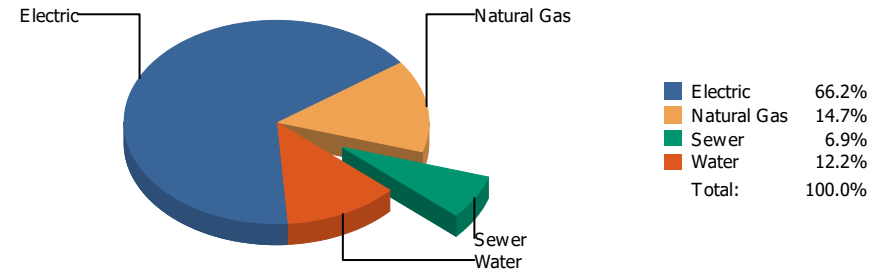


Commodity	Common Use	Energy Use	Energy Use / Area	Total Cost	Cost / Unit	Cost / Area
Place: [CROSBY] CROSBY 113 [BUILDING]						
Area: 83,100 SqFt						
Billing Period: Apr 2021						
ELECTRIC	28,540.00 kWh	97,378 KBtu	1.172 KBtu/SqFt	\$2,998.25	\$0.105 /kWh	\$0.036 /SqFt
NATURALGAS	888.00 CCF	91,464 KBtu	1.101 KBtu/SqFt	\$736.28	\$0.829 /CCF	\$0.009 /SqFt
SEWER	40.00 CCF			\$303.78	\$7.595 /CCF	\$0.004 /SqFt
WATER	122.00 CCF			\$759.36	\$6.224 /CCF	\$0.009 /SqFt
Totals:		188,842 KBtu	2.272 KBtu/SqFt	\$4,797.67		

Energy

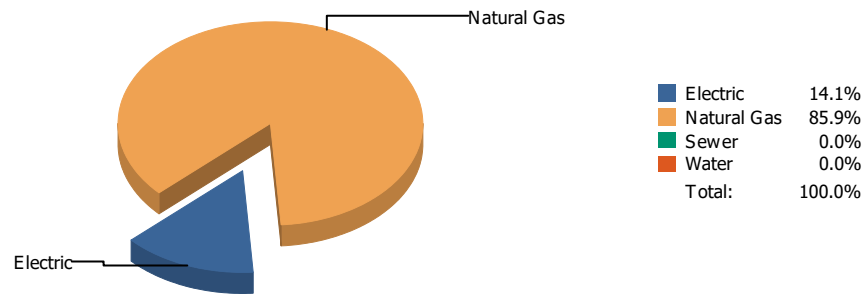


Cost

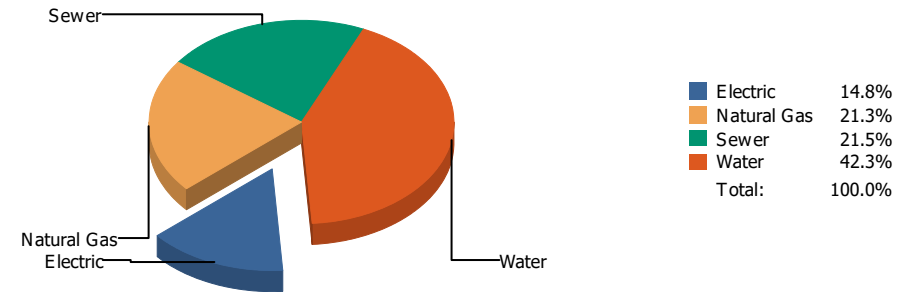


Commodity	Common Use	Energy Use	Energy Use / Area	Total Cost	Cost / Unit	Cost / Area
Place: [DELTA_OPERATIONS_CENTER_] Delta Operations Center [BUILDING]						
Area: 0 SqFt						
Billing Period: Apr 2021						
ELECTRIC	42,560.00 kWh	145,215 KBtu		\$2,973.27	\$0.070 /kWh	
NATURALGAS	1,424.00 CCF	146,672 KBtu		\$660.03	\$0.464 /CCF	
SEWER	32.00 CCF			\$308.88	\$9.653 /CCF	
WATER	102.00 CCF			\$545.93	\$5.352 /CCF	
Totals:		291,887 KBtu		\$4,488.11		

Energy

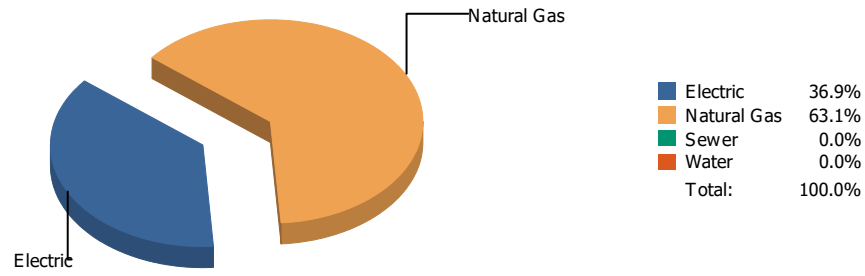


Cost

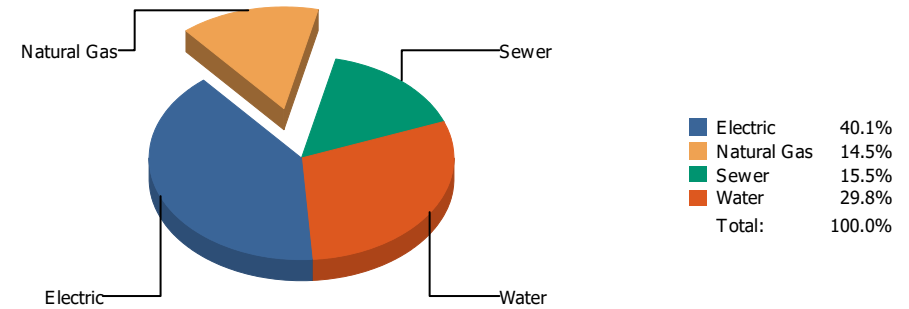


Commodity	Common Use	Energy Use	Energy Use / Area	Total Cost	Cost / Unit	Cost / Area
Place: [DONHASKINSPK8] DON HASKINS PK-8 051 [BUILDING]						
Area: 163,678 SqFt						
Billing Period: Apr 2021						
ELECTRIC	12,406.00 kWh	42,329 KBtu	0.259 KBtu/SqFt	\$1,016.25	\$0.082 /kWh	\$0.006 /SqFt
NATURALGAS	2,498.00 CCF	257,294 KBtu	1.572 KBtu/SqFt	\$1,465.23	\$0.587 /CCF	\$0.009 /SqFt
SEWER	305.00 CCF			\$1,478.39	\$4.847 /CCF	\$0.009 /SqFt
WATER	521.00 CCF			\$2,906.98	\$5.580 /CCF	\$0.018 /SqFt
Totals:		299,623 KBtu	1.831 KBtu/SqFt	\$6,866.85		

Energy

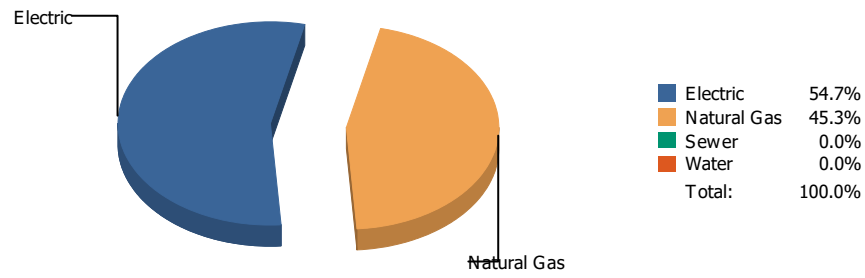


Cost

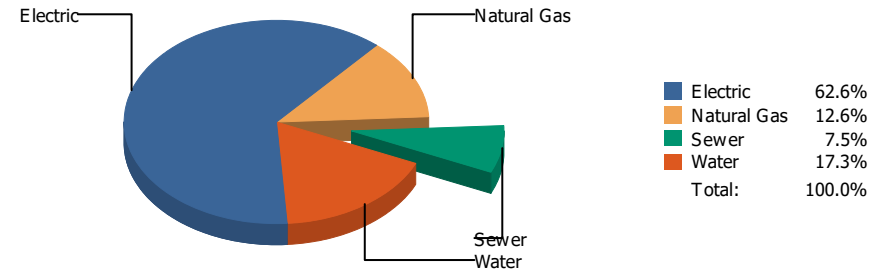


Commodity	Common Use	Energy Use	Energy Use / Area	Total Cost	Cost / Unit	Cost / Area
Place: [DOUGLASS] DOUGLASS 114 [BUILDING]						
Area: 86,903 SqFt						
Billing Period: Apr 2021						
ELECTRIC	15,384.00 kWh	52,490 KBtu	0.604 KBtu/SqFt	\$2,020.01	\$0.131 /kWh	\$0.023 /SqFt
NATURALGAS	870.00 CCF	89,610 KBtu	1.031 KBtu/SqFt	\$732.28	\$0.842 /CCF	\$0.008 /SqFt
SEWER	220.00 CCF			\$781.51	\$3.552 /CCF	\$0.009 /SqFt
WATER	455.00 CCF			\$1,500.54	\$3.298 /CCF	\$0.017 /SqFt
Totals:		142,100 KBtu	1.635 KBtu/SqFt	\$5,034.34		

Energy

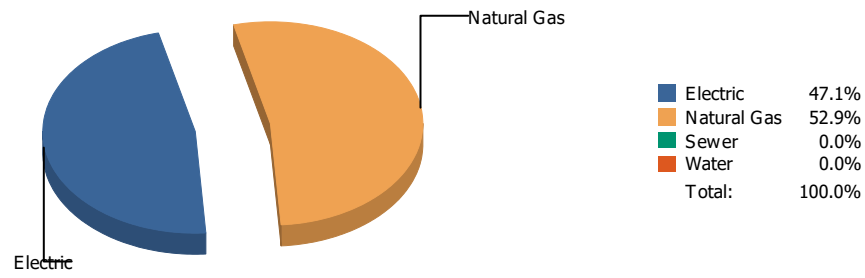


Cost

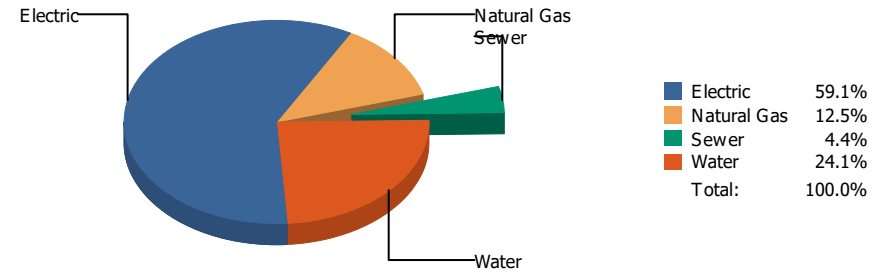


Commodity	Common Use	Energy Use	Energy Use / Area	Total Cost	Cost / Unit	Cost / Area
Place: [DOWELL] DOWELL 115 [BUILDING]						
Area: 55,801 SqFt						
Billing Period: Apr 2021						
ELECTRIC	16,390.00 kWh	55,923 KBtu	1.002 KBtu/SqFt	\$1,854.11	\$0.113 /kWh	\$0.033 /SqFt
NATURALGAS	449.00 CCF	46,247 KBtu	0.829 KBtu/SqFt	\$373.97	\$0.833 /CCF	\$0.007 /SqFt
SEWER	62.00 CCF			\$222.14	\$3.583 /CCF	\$0.004 /SqFt
WATER	118.00 CCF			\$513.92	\$4.355 /CCF	\$0.009 /SqFt
Totals:		102,170 KBtu	1.831 KBtu/SqFt	\$2,964.14		

Energy

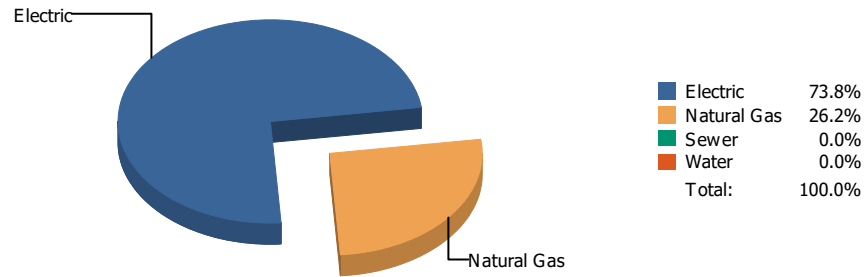


Cost

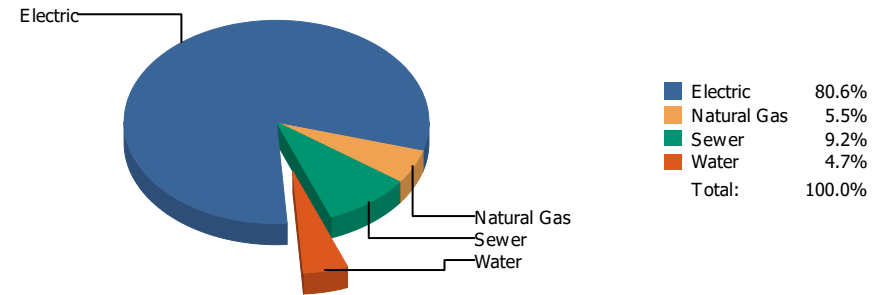


Commodity	Common Use	Energy Use	Energy Use / Area	Total Cost	Cost / Unit	Cost / Area
Place: [DRHORNEDOMIDDLESCHOOL_1] DR. HORNEDO MIDDLE SCHOOL 058 [BUILDING]						
Area: 184,871 SqFt						
Billing Period: Apr 2021						
ELECTRIC	72,600.00 kWh	247,711 KBtu	1.340 KBtu/SqFt	\$6,567.62	\$0.090 /kWh	\$0.036 /SqFt
NATURALGAS	2,696.00 CCF	277,688 KBtu	1.502 KBtu/SqFt	\$1,390.54	\$0.516 /CCF	\$0.008 /SqFt
SEWER	53.00 CCF			\$483.91	\$9.130 /CCF	\$0.003 /SqFt
WATER	424.00 CCF			\$2,677.36	\$6.315 /CCF	\$0.014 /SqFt
Totals:		525,399 KBtu	2.842 KBtu/SqFt	\$11,119.43		

Energy

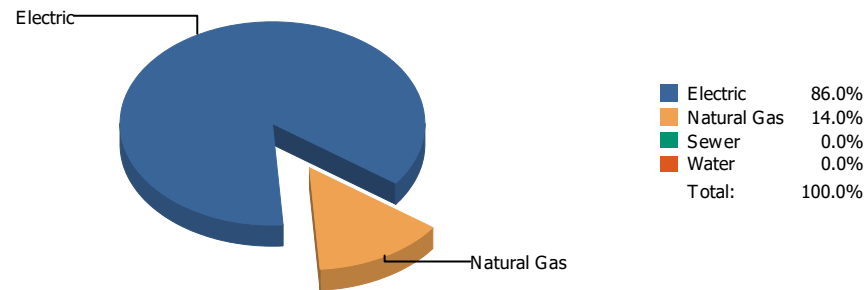


Cost

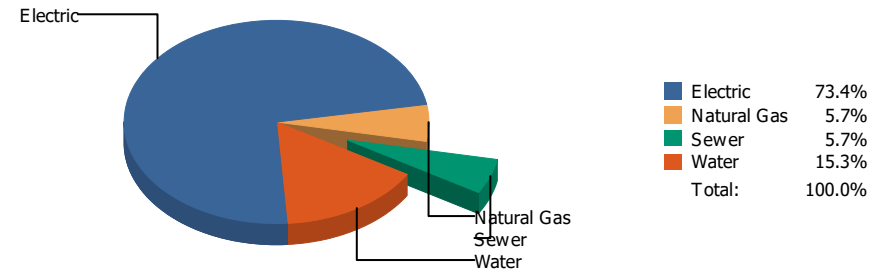


Commodity	Common Use	Energy Use	Energy Use / Area	Total Cost	Cost / Unit	Cost / Area
Place: [ED-CENTER] ED CENTER 919 [BUILDING]						
Area: 220,243 SqFt						
Billing Period: Apr 2021						
ELECTRIC	111,319.00 kWh	379,820 KBtu	1.725 KBtu/SqFt	\$11,290.30	\$0.101 /kWh	\$0.051 /SqFt
NATURALGAS	1,308.00 CCF	134,724 KBtu	0.612 KBtu/SqFt	\$764.61	\$0.585 /CCF	\$0.003 /SqFt
SEWER	341.00 CCF			\$1,290.20	\$3.784 /CCF	\$0.006 /SqFt
WATER	42.00 CCF			\$656.18	\$15.623 /CCF	\$0.003 /SqFt
Totals:		514,544 KBtu	2.336 KBtu/SqFt	\$14,001.29		

Energy



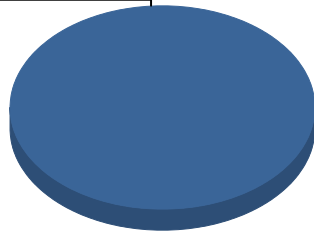
Cost



Commodity	Common Use	Energy Use	Energy Use / Area	Total Cost	Cost / Unit	Cost / Area
Place: [EL-PASO-HIGH] EL PASO HIGH 006 [BUILDING] Area: 236,062 SqFt Billing Period: Apr 2021						
ELECTRIC	117,548.00 kWh	401,074 KBtu	1.699 KBtu/SqFt	\$16,494.37	\$0.140 /kWh	\$0.069 /SqFt
NATURALGAS	632.00 CCF	65,096 KBtu	0.276 KBtu/SqFt	\$1,278.91	\$2.024 /CCF	\$0.005 /SqFt
SEWER	253.00 CCF			\$1,270.28	\$5.021 /CCF	\$0.005 /SqFt
WATER	816.00 CCF			\$3,429.84	\$4.203 /CCF	\$0.014 /SqFt
Totals:		466,170 KBtu	1.975 KBtu/SqFt	\$22,473.40		

Energy

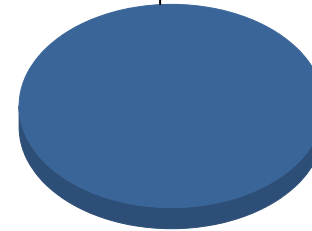
Electric



■ Electric 100.0%
Total: 100.0%

Cost

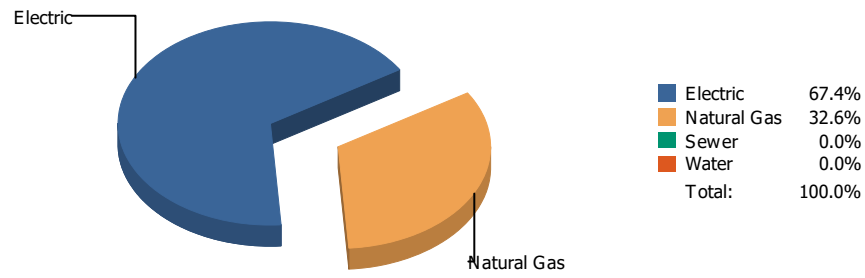
Electric



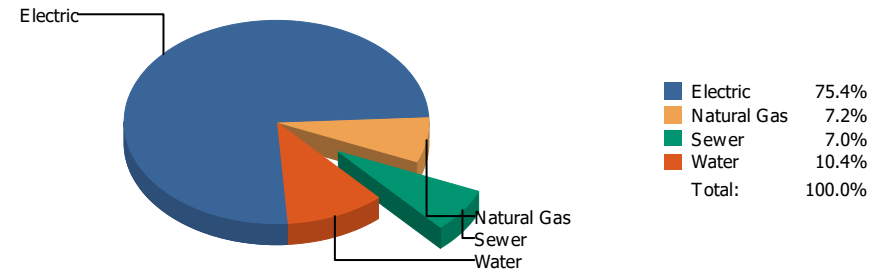
■ Electric 100.0%
Total: 100.0%

Commodity	Common Use	Energy Use	Energy Use / Area	Total Cost	Cost / Unit	Cost / Area
Place: [FANNIN] FANNIN 116 [BUILDING]						
Area: 73,291 SqFt						
Billing Period: Apr 2021						
ELECTRIC	6,183.00 kWh	21,096 KBtu	0.288 KBtu/SqFt	\$513.80	\$0.083 /kWh	\$0.007 /SqFt
Totals:		21,096 KBtu	0.288 KBtu/SqFt	\$513.80		

Energy

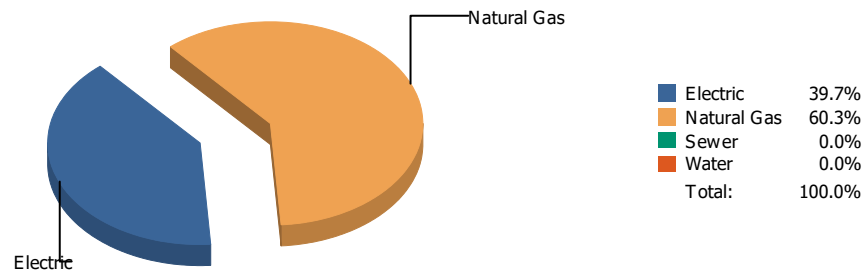


Cost

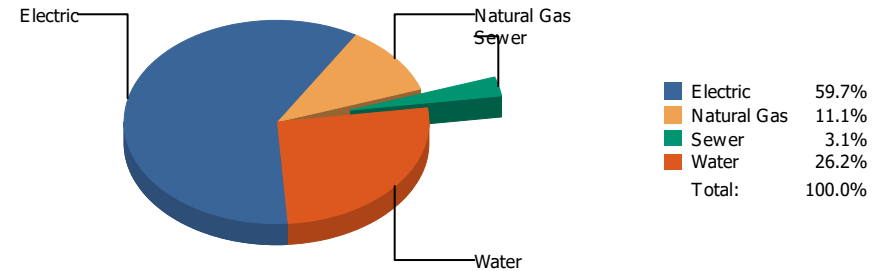


Commodity	Common Use	Energy Use	Energy Use / Area	Total Cost	Cost / Unit	Cost / Area
Place: [FRANKLIN] FRANKLIN HIGH SCHOOL 010 [BUILDING]						
Area: 329,377 SqFt						
Billing Period: Apr 2021						
ELECTRIC	164,448.00 kWh	561,097 KBtu	1.704 KBtu/SqFt	\$16,109.27	\$0.098 /kWh	\$0.049 /SqFt
NATURALGAS	2,640.00 CCF	271,920 KBtu	0.826 KBtu/SqFt	\$1,532.39	\$0.580 /CCF	\$0.005 /SqFt
SEWER	517.00 CCF			\$1,504.71	\$2.910 /CCF	\$0.005 /SqFt
WATER	749.00 CCF			\$2,230.44	\$2.978 /CCF	\$0.007 /SqFt
Totals:		833,017 KBtu	2.529 KBtu/SqFt	\$21,376.81		

Energy

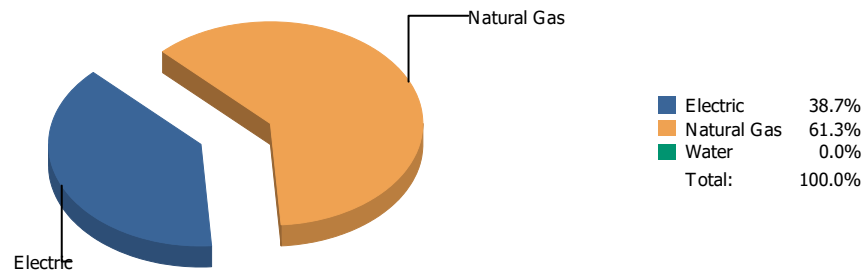


Cost

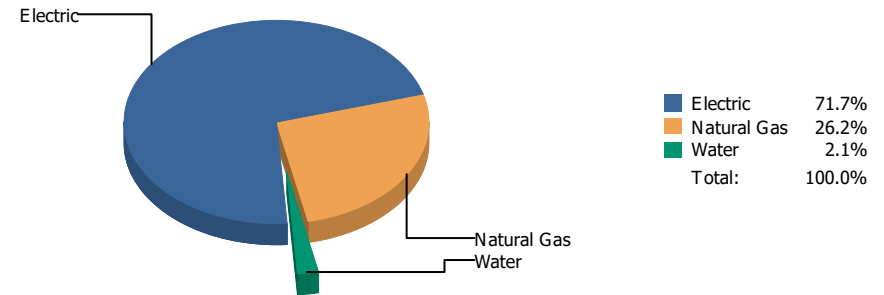


Commodity	Common Use	Energy Use	Energy Use / Area	Total Cost	Cost / Unit	Cost / Area
Place: [FRANKLIN9THGRADECENTER_2] FRANKLIN 9TH GRADE CENTER 053 [BUILDING]						
Area: 193,158 SqFt						
Billing Period: Apr 2021						
ELECTRIC	58,449.00 kWh	199,428 KBtu	1.032 KBtu/SqFt	\$8,046.30	\$0.138 /kWh	\$0.042 /SqFt
NATURALGAS	2,940.00 CCF	302,820 KBtu	1.568 KBtu/SqFt	\$1,500.61	\$0.510 /CCF	\$0.008 /SqFt
SEWER	20.00 CCF			\$411.31	\$20.566 /CCF	\$0.002 /SqFt
WATER	1,459.00 CCF			\$3,526.44	\$2.417 /CCF	\$0.018 /SqFt
Totals:		502,248 KBtu	2.600 KBtu/SqFt	\$13,484.66		

Energy

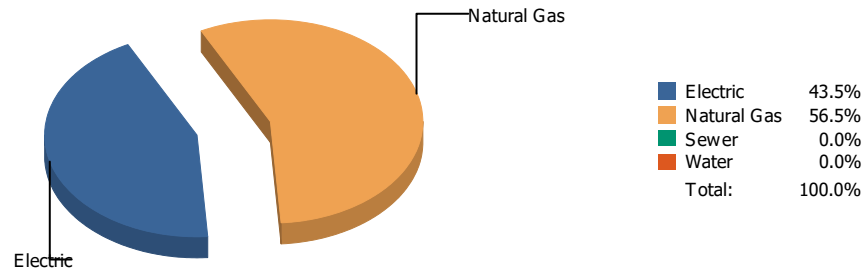


Cost

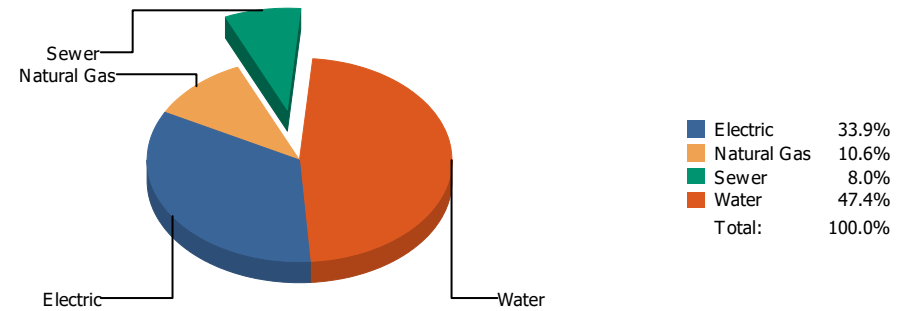


Commodity	Common Use	Energy Use	Energy Use / Area	Total Cost	Cost / Unit	Cost / Area
Place: [GAMBLE] JAMES GAMBLE WAREHOUSE [BUILDING]						
Area: 53,241 SqFt						
Billing Period: Apr 2021						
ELECTRIC	24,800.00 kWh	84,618 KBtu	1.589 KBtu/SqFt	\$2,062.01	\$0.083 /kWh	\$0.039 /SqFt
NATURALGAS	1,299.00 CCF	133,797 KBtu	2.513 KBtu/SqFt	\$754.49	\$0.581 /CCF	\$0.014 /SqFt
WATER	0.00 CCF			\$60.68	\$0.000 /CCF	\$0.001 /SqFt
Totals:		218,415 KBtu	4.102 KBtu/SqFt	\$2,877.18		

Energy

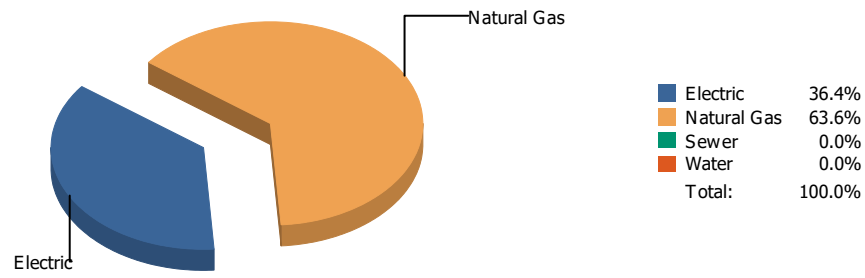


Cost

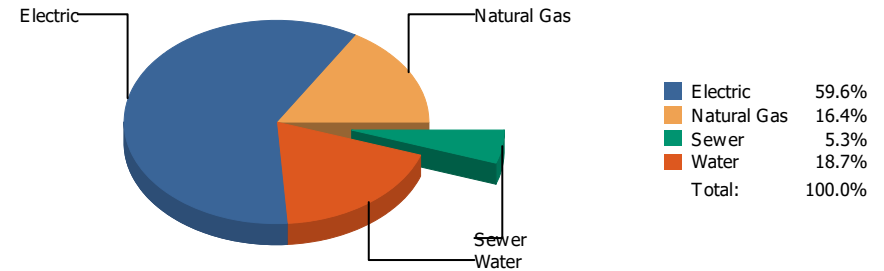


Commodity	Common Use	Energy Use	Energy Use / Area	Total Cost	Cost / Unit	Cost / Area
Place: [GREEN] GREEN ELEMENTARY SCHOOL 162 [BUILDING]						
Area: 88,156 SqFt						
Billing Period: Apr 2021						
ELECTRIC	25,500.00 kWh	87,006 KBtu	0.987 KBtu/SqFt	\$2,660.73	\$0.104 /kWh	\$0.030 /SqFt
NATURALGAS	1,095.00 CCF	112,785 KBtu	1.279 KBtu/SqFt	\$833.69	\$0.761 /CCF	\$0.009 /SqFt
SEWER	70.00 CCF			\$629.20	\$8.989 /CCF	\$0.007 /SqFt
WATER	552.00 CCF			\$3,718.52	\$6.736 /CCF	\$0.042 /SqFt
Totals:		199,791 KBtu	2.266 KBtu/SqFt	\$7,842.14		

Energy

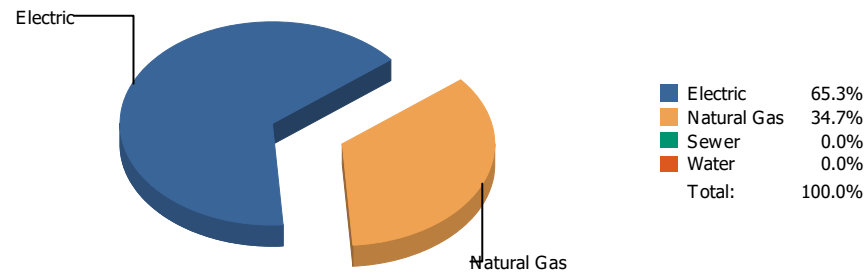


Cost

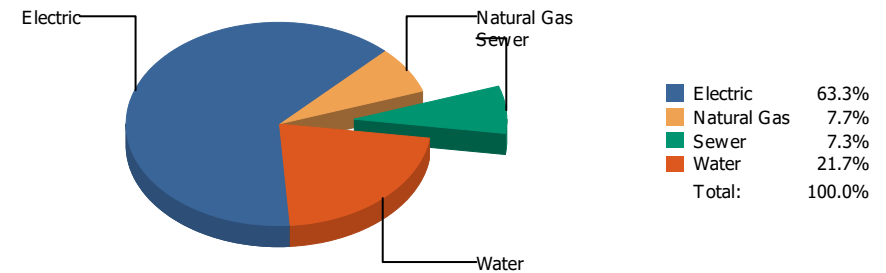


Commodity	Common Use	Energy Use	Energy Use / Area	Total Cost	Cost / Unit	Cost / Area
Place: [GUERRERO] ROSA GUERRERO ELEMENTARY 163 [BUILDING]						
Area: 88,641 SqFt						
Billing Period: Apr 2021						
ELECTRIC	33,960.00 kWh	115,872 KBtu	1.307 KBtu/SqFt	\$4,461.17	\$0.131 /kWh	\$0.050 /SqFt
NATURALGAS	1,965.00 CCF	202,395 KBtu	2.283 KBtu/SqFt	\$1,225.07	\$0.623 /CCF	\$0.014 /SqFt
SEWER	24.00 CCF			\$399.17	\$16.632 /CCF	\$0.004 /SqFt
WATER	478.00 CCF			\$1,398.16	\$2.925 /CCF	\$0.016 /SqFt
Totals:		318,267 KBtu	3.591 KBtu/SqFt	\$7,483.57		

Energy

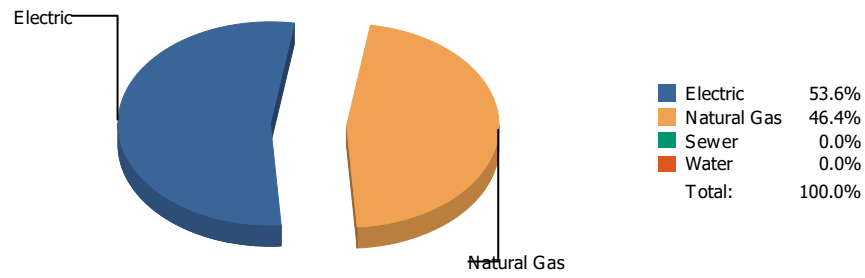


Cost

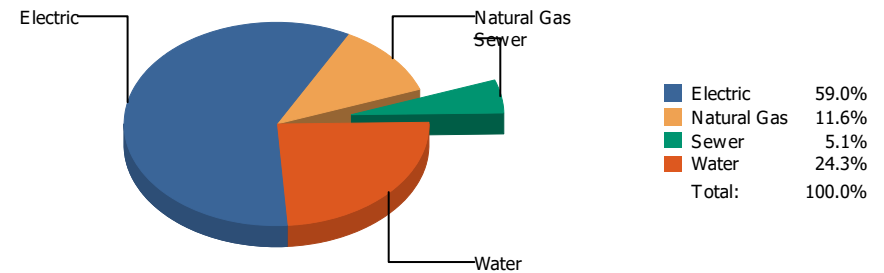


Commodity	Common Use	Energy Use	Energy Use / Area	Total Cost	Cost / Unit	Cost / Area
Place: [GUILLEN] GUILLEN 044 [BUILDING] Area: 223,773 SqFt Billing Period: Apr 2021						
ELECTRIC	52,509.00 kWh	179,161 KBtu	0.801 KBtu/SqFt	\$6,239.77	\$0.119 /kWh	\$0.028 /SqFt
NATURALGAS	923.00 CCF	95,069 KBtu	0.425 KBtu/SqFt	\$754.95	\$0.818 /CCF	\$0.003 /SqFt
SEWER	170.00 CCF			\$720.37	\$4.237 /CCF	\$0.003 /SqFt
WATER	649.00 CCF			\$2,141.81	\$3.300 /CCF	\$0.009 /SqFt
Totals:		274,230 KBtu	1.225 KBtu/SqFt	\$9,856.90		

Energy

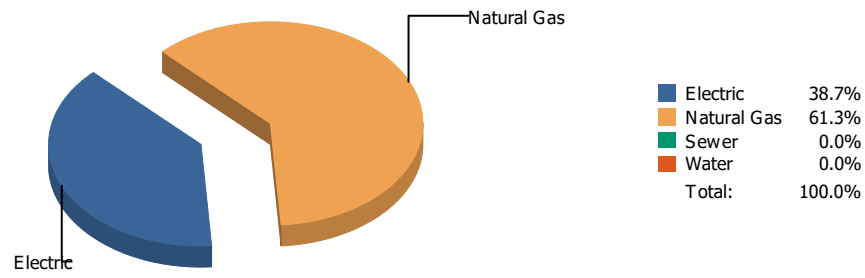


Cost

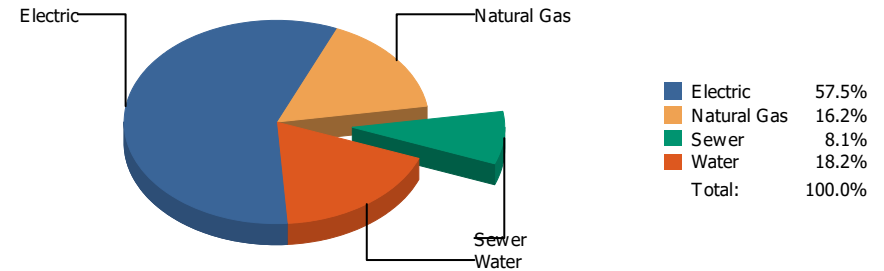


Commodity	Common Use	Energy Use	Energy Use / Area	Total Cost	Cost / Unit	Cost / Area
Place: [HART] HART 118 [BUILDING]						
Area: 63,357 SqFt						
Billing Period: Apr 2021						
ELECTRIC	41,280.00 kWh	140,847 KBtu	2.223 KBtu/SqFt	\$3,600.62	\$0.087 /kWh	\$0.057 /SqFt
NATURALGAS	1,185.00 CCF	122,055 KBtu	1.926 KBtu/SqFt	\$709.28	\$0.599 /CCF	\$0.011 /SqFt
SEWER	32.00 CCF			\$308.88	\$9.653 /CCF	\$0.005 /SqFt
WATER	237.00 CCF			\$1,482.50	\$6.255 /CCF	\$0.023 /SqFt
Totals:		262,902 KBtu	4.150 KBtu/SqFt	\$6,101.28		

Energy

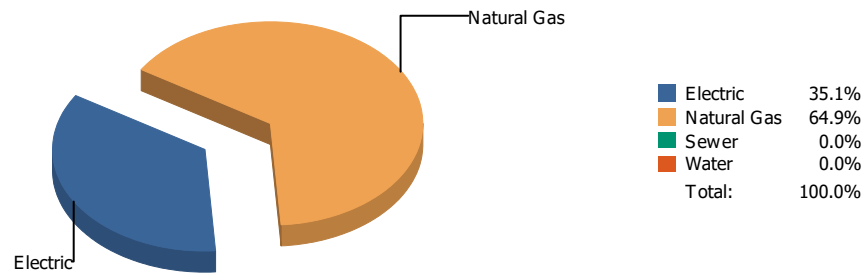


Cost

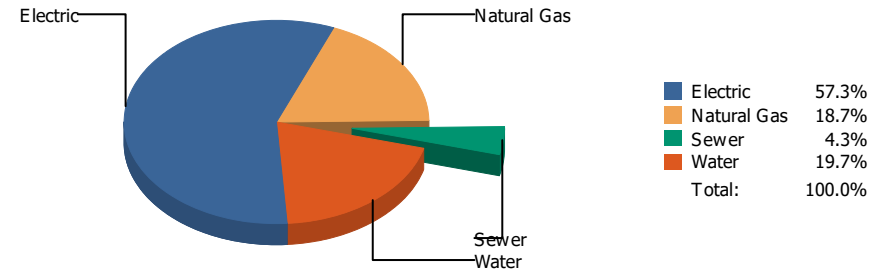


Commodity	Common Use	Energy Use	Energy Use / Area	Total Cost	Cost / Unit	Cost / Area
Place: [HAWKINS] HAWKINS 119 [BUILDING]						
Area: 57,207 SqFt						
Billing Period: Apr 2021						
ELECTRIC	25,521.00 kWh	87,078 KBtu	1.522 KBtu/SqFt	\$2,755.24	\$0.108 /kWh	\$0.048 /SqFt
NATURALGAS	1,339.00 CCF	137,917 KBtu	2.411 KBtu/SqFt	\$778.79	\$0.582 /CCF	\$0.014 /SqFt
SEWER	103.00 CCF			\$387.38	\$3.761 /CCF	\$0.007 /SqFt
WATER	197.00 CCF			\$872.13	\$4.427 /CCF	\$0.015 /SqFt
Totals:		224,995 KBtu	3.933 KBtu/SqFt	\$4,793.54		

Energy

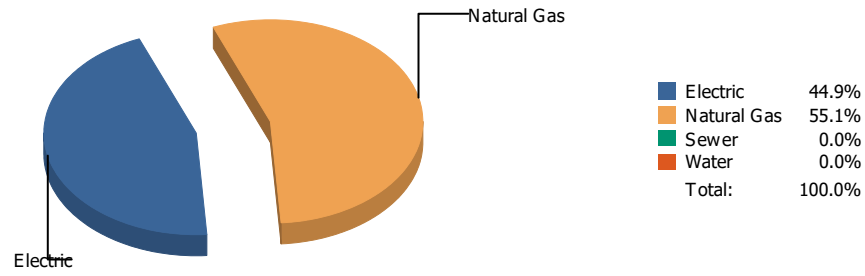


Cost

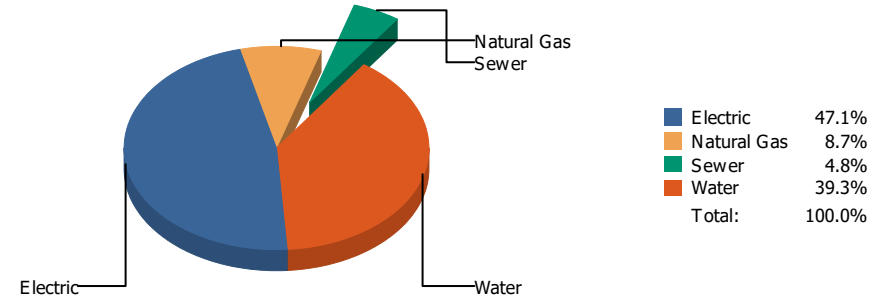


Commodity	Common Use	Energy Use	Energy Use / Area	Total Cost	Cost / Unit	Cost / Area
Place: [HENDERSO] HENDERSON 041 [BUILDING]						
Area: 145,254 SqFt						
Billing Period: Apr 2021						
ELECTRIC	27,161.00 kWh	92,673 KBtu	0.638 KBtu/SqFt	\$2,981.50	\$0.110 /kWh	\$0.020 /SqFt
NATURALGAS	1,661.00 CCF	171,083 KBtu	1.178 KBtu/SqFt	\$971.31	\$0.585 /CCF	\$0.007 /SqFt
SEWER	53.00 CCF			\$224.49	\$4.236 /CCF	\$0.002 /SqFt
WATER	235.00 CCF			\$1,027.36	\$4.372 /CCF	\$0.007 /SqFt
Totals:		263,756 KBtu	1.816 KBtu/SqFt	\$5,204.66		

Energy



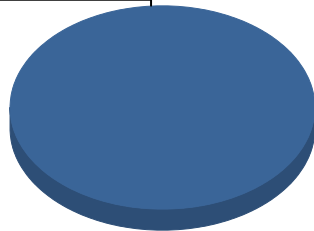
Cost



Commodity	Common Use	Energy Use	Energy Use / Area	Total Cost	Cost / Unit	Cost / Area
Place: [HERRERA_1] HERRERA ELEMENTARY 174 [BUILDING] Area: 86,275 SqFt Billing Period: Apr 2021						
ELECTRIC	36,800.00 kWh	125,562 KBtu	1.455 KBtu/SqFt	\$4,598.17	\$0.125 /kWh	\$0.053 /SqFt
NATURALGAS	1,497.00 CCF	154,191 KBtu	1.787 KBtu/SqFt	\$849.83	\$0.568 /CCF	\$0.010 /SqFt
SEWER	48.00 CCF			\$472.91	\$9.852 /CCF	\$0.005 /SqFt
WATER	641.00 CCF			\$3,831.96	\$5.978 /CCF	\$0.044 /SqFt
Totals:		279,753 KBtu	3.243 KBtu/SqFt	\$9,752.87		

Energy

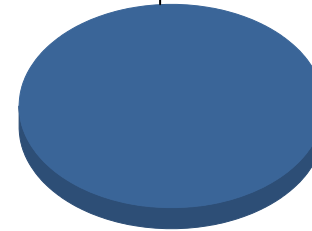
Electric



■ Electric 100.0%
Total: 100.0%

Cost

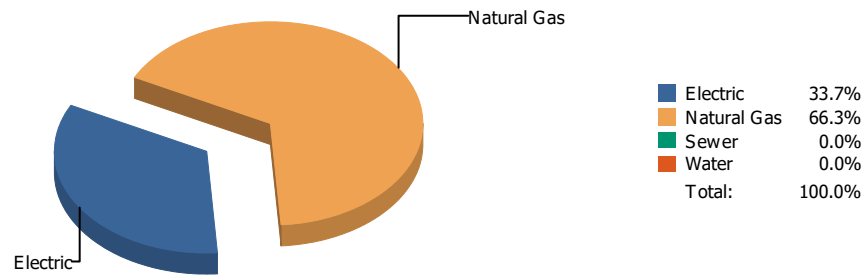
Electric



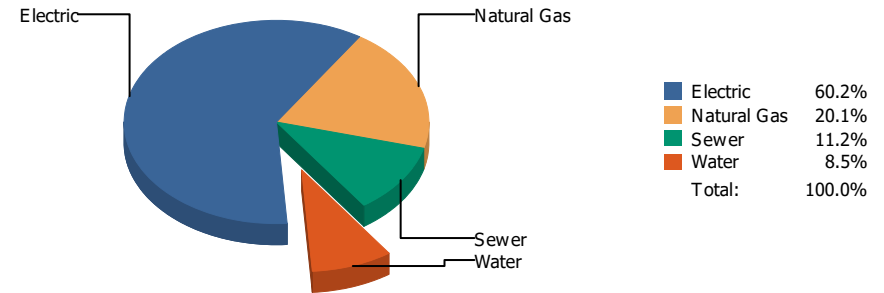
■ Electric 100.0%
Total: 100.0%

Commodity	Common Use	Energy Use	Energy Use / Area	Total Cost	Cost / Unit	Cost / Area
Place: [HIGHLAND] HIGHLAND/ANNEX 120 [BUILDING] Area: 33,705 SqFt Billing Period: Apr 2021						
ELECTRIC	30,440.00 kWh	103,861 KBtu	3.081 KBtu/SqFt	\$1,622.35	\$0.053 /kWh	\$0.048 /SqFt
Totals:		103,861 KBtu	3.081 KBtu/SqFt	\$1,622.35		

Energy

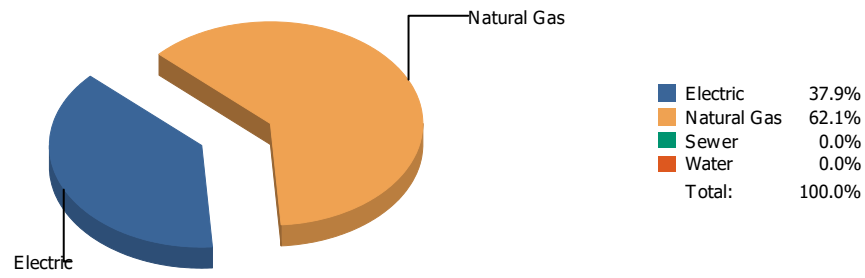


Cost

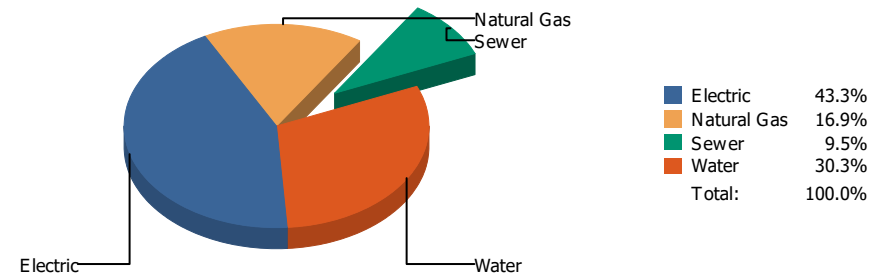


Commodity	Common Use	Energy Use	Energy Use / Area	Total Cost	Cost / Unit	Cost / Area
Place: [HILLSIDE] HILLSIDE 121 [BUILDING] Area: 80,656 SqFt Billing Period: Apr 2021						
ELECTRIC	26,693.00 kWh	91,077 KBtu	1.129 KBtu/SqFt	\$3,891.50	\$0.146 /kWh	\$0.048 /SqFt
NATURALGAS	1,739.00 CCF	179,117 KBtu	2.221 KBtu/SqFt	\$1,298.18	\$0.747 /CCF	\$0.016 /SqFt
SEWER	172.00 CCF			\$724.77	\$4.214 /CCF	\$0.009 /SqFt
WATER	118.00 CCF			\$549.32	\$4.655 /CCF	\$0.007 /SqFt
Totals:		270,194 KBtu	3.350 KBtu/SqFt	\$6,463.77		

Energy

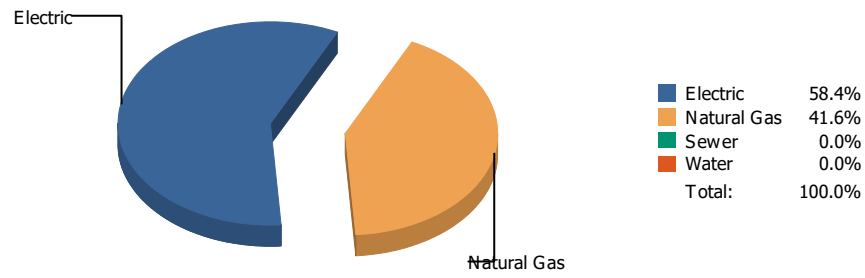


Cost

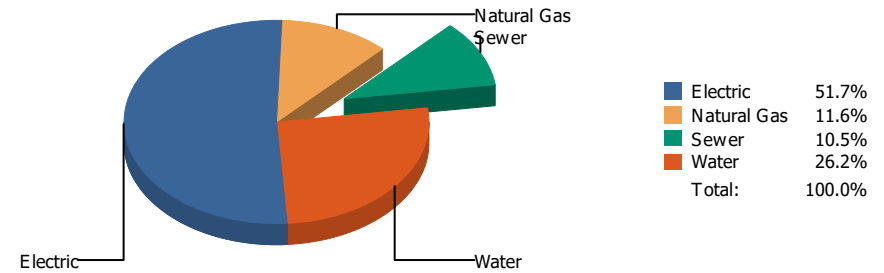


Commodity	Common Use	Energy Use	Energy Use / Area	Total Cost	Cost / Unit	Cost / Area
Place: [HOUSTON] HOUSTON 122 [BUILDING] Area: 84,178 SqFt Billing Period: Apr 2021						
ELECTRIC	18,720.00 kWh	63,873 KBtu	0.759 KBtu/SqFt	\$2,041.36	\$0.109 /kWh	\$0.024 /SqFt
NATURALGAS	1,014.00 CCF	104,442 KBtu	1.241 KBtu/SqFt	\$796.04	\$0.785 /CCF	\$0.009 /SqFt
SEWER	47.00 CCF			\$449.77	\$9.570 /CCF	\$0.005 /SqFt
WATER	321.00 CCF			\$1,429.07	\$4.452 /CCF	\$0.017 /SqFt
Totals:		168,315 KBtu	2.000 KBtu/SqFt	\$4,716.24		

Energy

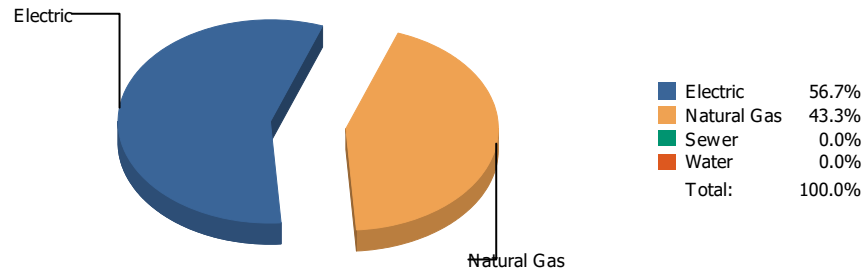


Cost

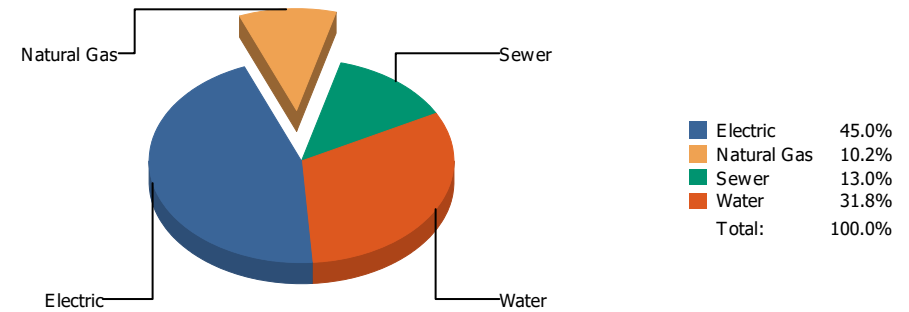


Commodity	Common Use	Energy Use	Energy Use / Area	Total Cost	Cost / Unit	Cost / Area
Place: [HUGHEY] HUGHEY 123 [BUILDING] Area: 74,815 SqFt Billing Period: Apr 2021						
ELECTRIC	30,188.00 kWh	103,001 KBtu	1.377 KBtu/SqFt	\$3,210.17	\$0.106 /kWh	\$0.043 /SqFt
NATURALGAS	711.00 CCF	73,233 KBtu	0.979 KBtu/SqFt	\$717.00	\$1.008 /CCF	\$0.009 /SqFt
SEWER	90.00 CCF			\$652.26	\$7.247 /CCF	\$0.009 /SqFt
WATER	256.00 CCF			\$1,625.87	\$6.351 /CCF	\$0.021 /SqFt
Totals:		176,234 KBtu	2.356 KBtu/SqFt	\$6,205.30		

Energy

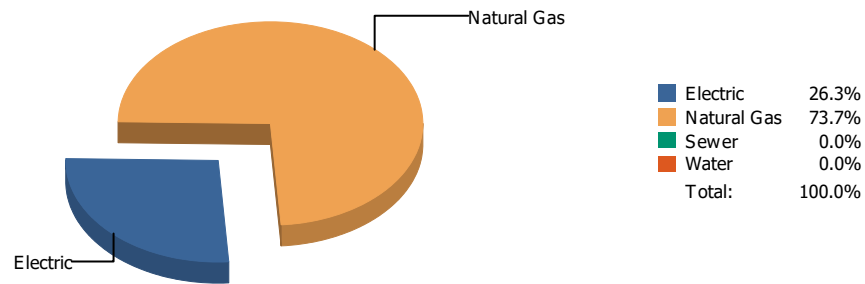


Cost

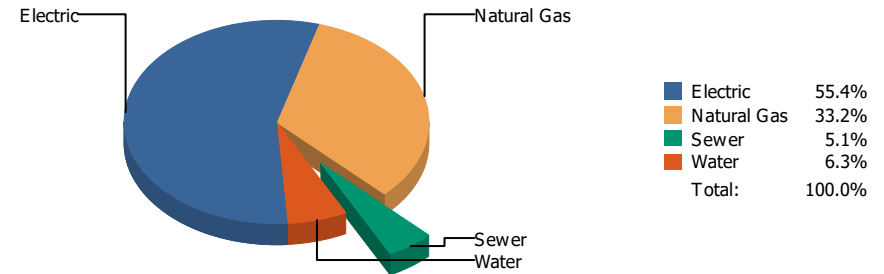


Commodity	Common Use	Energy Use	Energy Use / Area	Total Cost	Cost / Unit	Cost / Area
Place: [IRVIN] IRVIN 008 [BUILDING] Area: 303,804 SqFt Billing Period: Apr 2021						
ELECTRIC	48,194.00 kWh	164,438 KBtu	0.541 KBtu/SqFt	\$5,393.96	\$0.112 /kWh	\$0.017 /SqFt
NATURALGAS	1,219.00 CCF	125,557 KBtu	0.413 KBtu/SqFt	\$1,224.74	\$1.005 /CCF	\$0.004 /SqFt
SEWER	601.00 CCF			\$1,560.68	\$2.597 /CCF	\$0.005 /SqFt
WATER	1,207.00 CCF			\$3,811.70	\$3.158 /CCF	\$0.013 /SqFt
Totals:		289,995 KBtu	0.955 KBtu/SqFt	\$11,991.08		

Energy

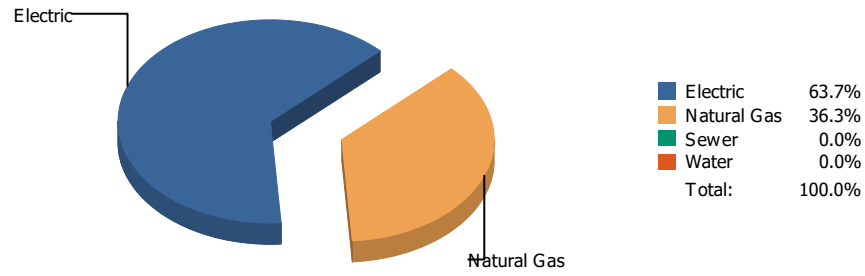


Cost

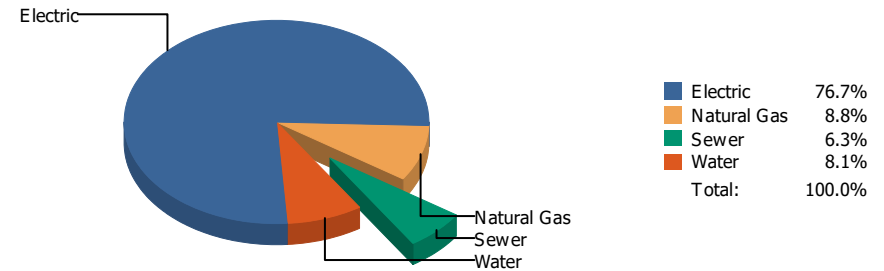


Commodity	Common Use	Energy Use	Energy Use / Area	Total Cost	Cost / Unit	Cost / Area
Place: [JEFFERSN] JEFFERSON 009 [BUILDING]						
Area: 257,708 SqFt						
Billing Period: Apr 2021						
ELECTRIC	92,132.00 kWh	314,354 KBtu	1.220 KBtu/SqFt	\$8,443.79	\$0.092 /kWh	\$0.032 /SqFt
NATURALGAS	8,556.00 CCF	881,268 KBtu	3.420 KBtu/SqFt	\$5,060.15	\$0.591 /CCF	\$0.019 /SqFt
SEWER	98.00 CCF			\$775.45	\$7.913 /CCF	\$0.003 /SqFt
WATER	115.00 CCF			\$953.85	\$8.294 /CCF	\$0.003 /SqFt
Totals:		1,195,622 KBtu	4.639 KBtu/SqFt	\$15,233.24		

Energy

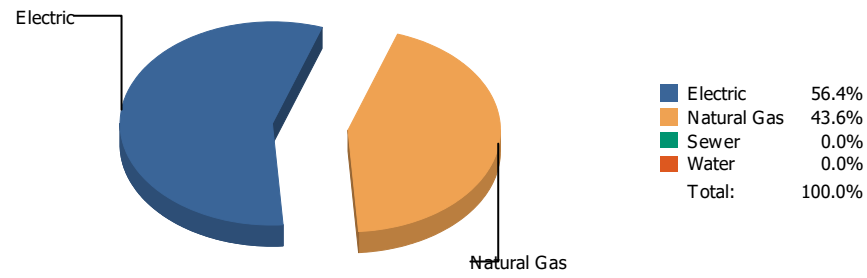


Cost

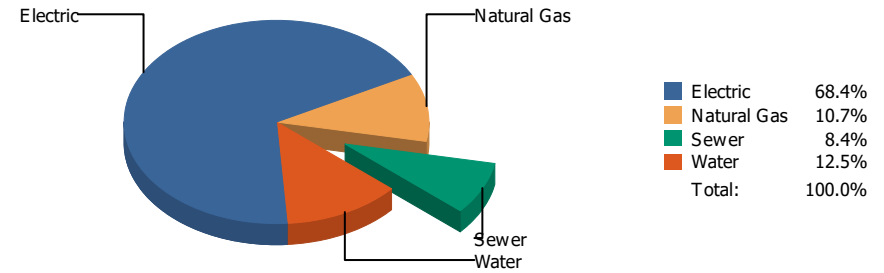


Commodity	Common Use	Energy Use	Energy Use / Area	Total Cost	Cost / Unit	Cost / Area
Place: [JOHNSON] L.B. JOHNSON 155 [BUILDING]						
Area: 87,993 SqFt						
Billing Period: Apr 2021						
ELECTRIC	36,100.00 kWh	123,173 KBtu	1.400 KBtu/SqFt	\$4,175.08	\$0.116 /kWh	\$0.047 /SqFt
NATURALGAS	680.00 CCF	70,040 KBtu	0.796 KBtu/SqFt	\$481.39	\$0.708 /CCF	\$0.005 /SqFt
SEWER	48.00 CCF			\$344.08	\$7.168 /CCF	\$0.004 /SqFt
WATER	84.00 CCF			\$442.05	\$5.263 /CCF	\$0.005 /SqFt
Totals:		193,213 KBtu	2.196 KBtu/SqFt	\$5,442.60		

Energy

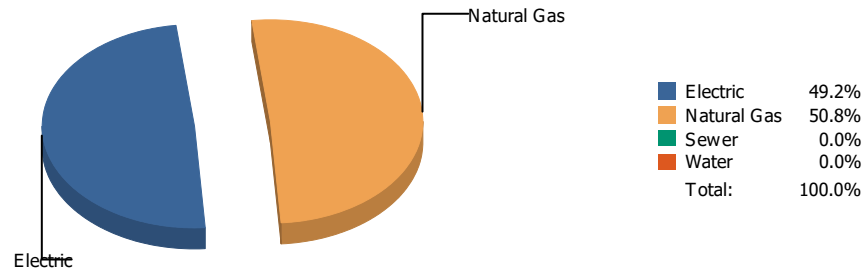


Cost

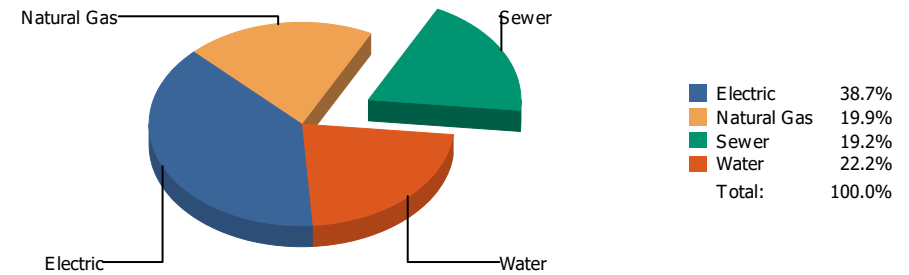


Commodity	Common Use	Energy Use	Energy Use / Area	Total Cost	Cost / Unit	Cost / Area
Place: [KOHLBERG] KOHLBERG ELEMENTARY [BUILDING]						
Area: 99,884 SqFt						
Billing Period: Apr 2021						
ELECTRIC	36,440.00 kWh	124,333 KBtu	1.245 KBtu/SqFt	\$4,879.17	\$0.134 /kWh	\$0.049 /SqFt
NATURALGAS	932.00 CCF	95,996 KBtu	0.961 KBtu/SqFt	\$759.97	\$0.815 /CCF	\$0.008 /SqFt
SEWER	126.00 CCF			\$601.42	\$4.773 /CCF	\$0.006 /SqFt
WATER	226.00 CCF			\$893.24	\$3.952 /CCF	\$0.009 /SqFt
Totals:		220,329 KBtu	2.206 KBtu/SqFt	\$7,133.80		

Energy

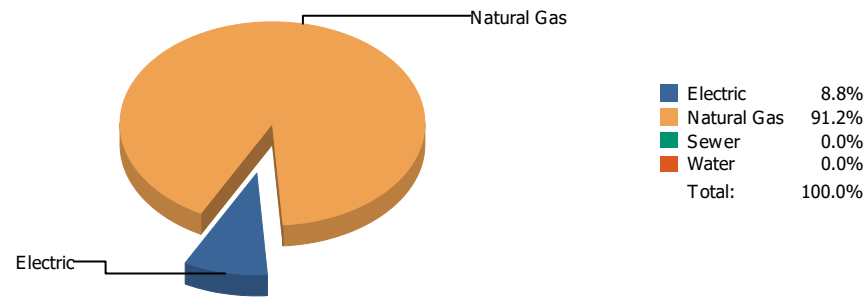


Cost

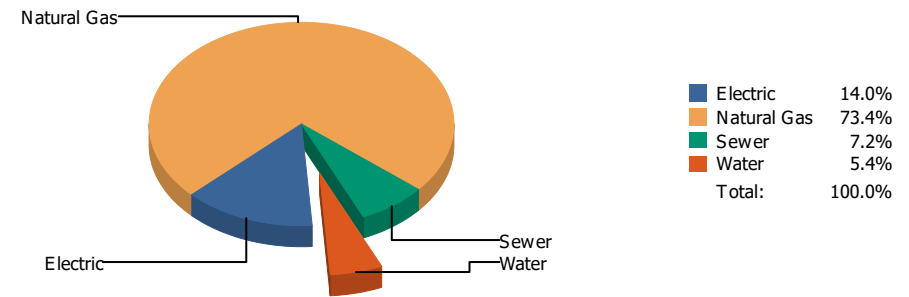


Commodity	Common Use	Energy Use	Energy Use / Area	Total Cost	Cost / Unit	Cost / Area
Place: [LAMAR] LAMAR 125 [BUILDING] Area: 76,252 SqFt Billing Period: Apr 2021						
ELECTRIC	13,200.00 kWh	45,038 KBtu	0.591 KBtu/SqFt	\$1,365.65	\$0.103 /kWh	\$0.018 /SqFt
NATURALGAS	451.00 CCF	46,453 KBtu	0.609 KBtu/SqFt	\$702.93	\$1.559 /CCF	\$0.009 /SqFt
SEWER	42.00 CCF			\$677.25	\$16.125 /CCF	\$0.009 /SqFt
WATER	116.00 CCF			\$784.97	\$6.767 /CCF	\$0.010 /SqFt
Totals:		91,491 KBtu	1.200 KBtu/SqFt	\$3,530.80		

Energy

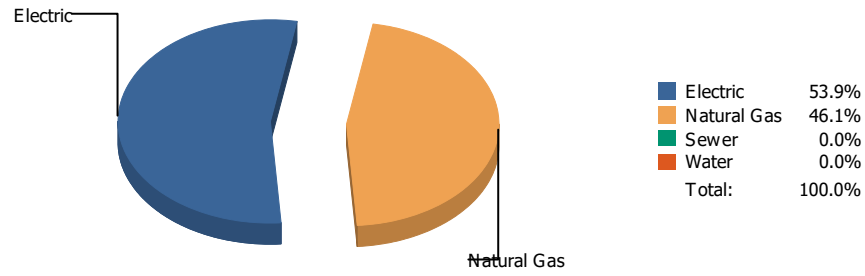


Cost

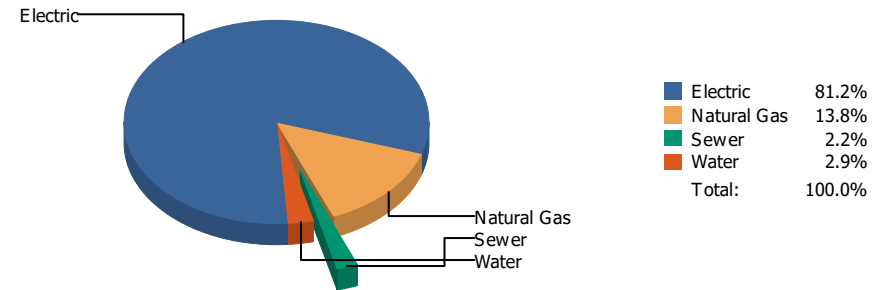


Commodity	Common Use	Energy Use	Energy Use / Area	Total Cost	Cost / Unit	Cost / Area
Place: [LIVE-MAT] LIVE MATERIAL CENTER 929 [BUILDING]						
Area: 2,483 SqFt						
Billing Period: Apr 2021						
ELECTRIC	312.00 kWh	1,065 KBtu	0.429 KBtu/SqFt	\$72.09	\$0.231 /kWh	\$0.029 /SqFt
NATURALGAS	107.00 CCF	11,021 KBtu	4.439 KBtu/SqFt	\$378.48	\$3.537 /CCF	\$0.152 /SqFt
SEWER	1.00 CCF			\$37.22	\$37.220 /CCF	\$0.015 /SqFt
WATER	5.00 CCF			\$27.96	\$5.592 /CCF	\$0.011 /SqFt
Totals:		12,086 KBtu	4.867 KBtu/SqFt	\$515.75		

Energy

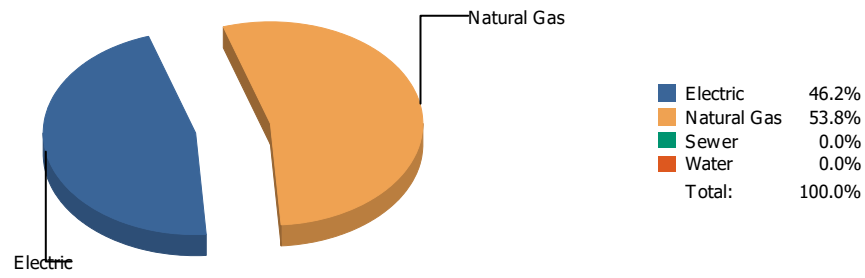


Cost

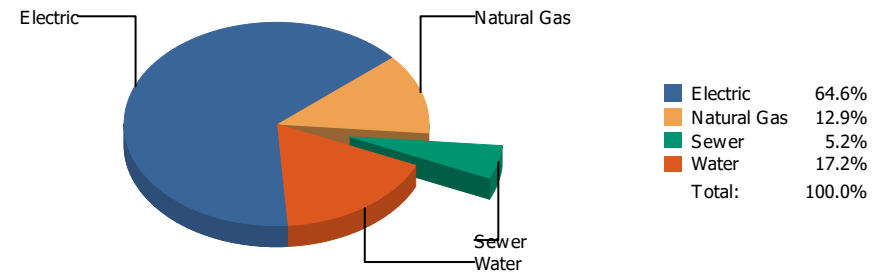


Commodity	Common Use	Energy Use	Energy Use / Area	Total Cost	Cost / Unit	Cost / Area
Place: [LOGAN] LOGAN 128 [BUILDING] Area: 72,248 SqFt Billing Period: Apr 2021						
ELECTRIC	44,800.00 kWh	152,858 KBtu	2.116 KBtu/SqFt	\$4,372.20	\$0.098 /kWh	\$0.061 /SqFt
NATURALGAS	1,271.00 CCF	130,913 KBtu	1.812 KBtu/SqFt	\$742.29	\$0.584 /CCF	\$0.010 /SqFt
SEWER	4.00 CCF			\$116.69	\$29.173 /CCF	\$0.002 /SqFt
WATER	14.00 CCF			\$153.91	\$10.994 /CCF	\$0.002 /SqFt
Totals:		283,771 KBtu	3.928 KBtu/SqFt	\$5,385.09		

Energy

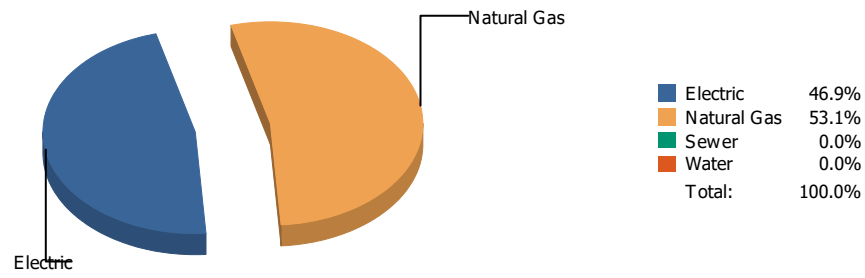


Cost

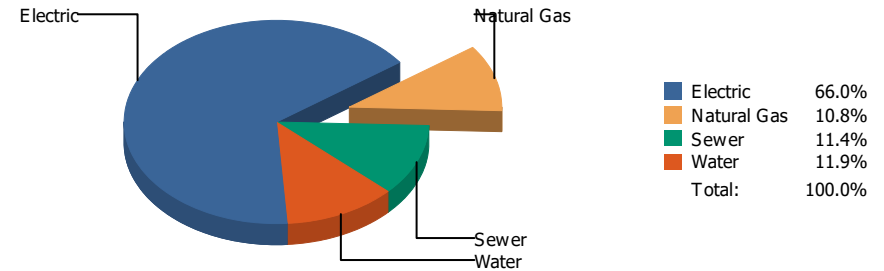


Commodity	Common Use	Energy Use	Energy Use / Area	Total Cost	Cost / Unit	Cost / Area
Place: [LUNDY_2] LUNDY 177 [BUILDING]						
Area: 112,731 SqFt						
Billing Period: Apr 2021						
ELECTRIC	45,600.00 kWh	155,587 KBtu	1.380 KBtu/SqFt	\$5,685.99	\$0.125 /kWh	\$0.050 /SqFt
NATURALGAS	1,757.00 CCF	180,971 KBtu	1.605 KBtu/SqFt	\$1,137.82	\$0.648 /CCF	\$0.010 /SqFt
SEWER	41.00 CCF			\$457.51	\$11.159 /CCF	\$0.004 /SqFt
WATER	252.00 CCF			\$1,516.56	\$6.018 /CCF	\$0.013 /SqFt
Totals:		336,558 KBtu	2.985 KBtu/SqFt	\$8,797.88		

Energy

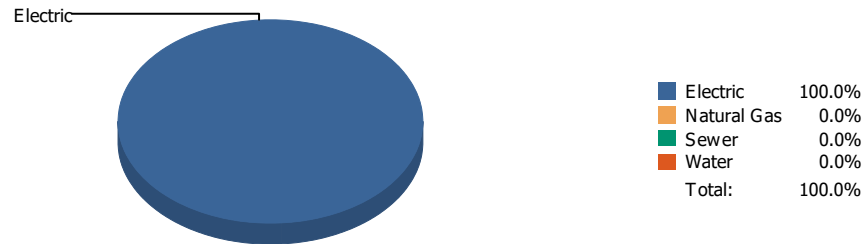


Cost

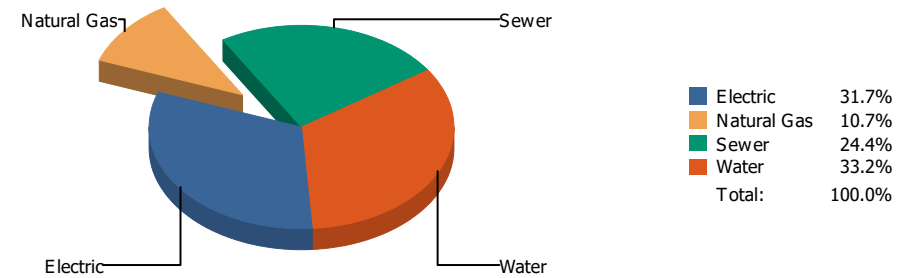


Commodity	Common Use	Energy Use	Energy Use / Area	Total Cost	Cost / Unit	Cost / Area
Place: [MAC] MACARTHUR 129 [BUILDING]						
Area: 143,341 SqFt						
Billing Period: Apr 2021						
ELECTRIC	82,800.00 kWh	282,514 KBtu	1.971 KBtu/SqFt	\$9,655.31	\$0.117 /kWh	\$0.067 /SqFt
NATURALGAS	3,110.00 CCF	320,330 KBtu	2.235 KBtu/SqFt	\$1,577.26	\$0.507 /CCF	\$0.011 /SqFt
SEWER	647.00 CCF			\$1,661.88	\$2.569 /CCF	\$0.012 /SqFt
WATER	511.00 CCF			\$1,738.50	\$3.402 /CCF	\$0.012 /SqFt
Totals:		602,844 KBtu	4.206 KBtu/SqFt	\$14,632.95		

Energy

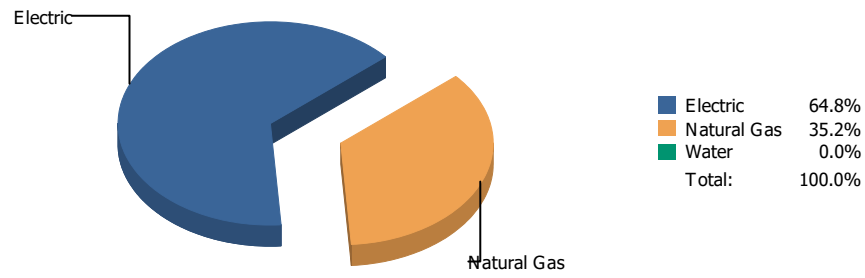


Cost

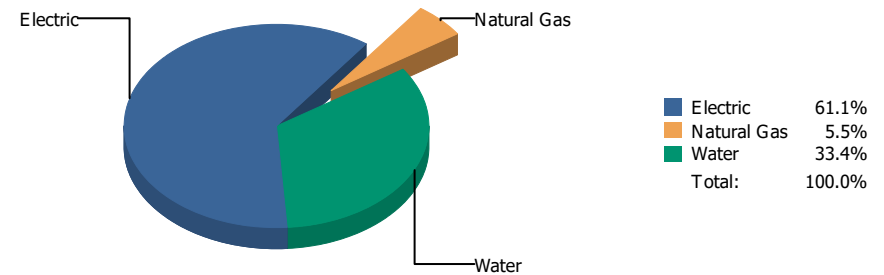


Commodity	Common Use	Energy Use	Energy Use / Area	Total Cost	Cost / Unit	Cost / Area
Place: [MAGOFFIN] MAGOFFIN 047 [BUILDING]						
Area: 76,378 SqFt						
Billing Period: Apr 2021						
ELECTRIC	3,990.00 kWh	13,614 KBtu	0.178 KBtu/SqFt	\$485.71	\$0.122 /kWh	\$0.006 /SqFt
NATURALGAS	0.00 CCF	0 KBtu	0.000 KBtu/SqFt	\$163.96	\$0.000 /CCF	\$0.002 /SqFt
SEWER	3.00 CCF			\$373.91	\$124.637 /CCF	\$0.005 /SqFt
WATER	21.00 CCF			\$509.87	\$24.280 /CCF	\$0.007 /SqFt
Totals:		13,614 KBtu	0.178 KBtu/SqFt	\$1,533.45		

Energy

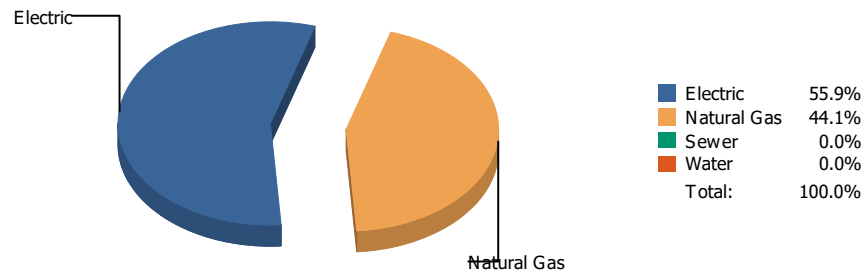


Cost

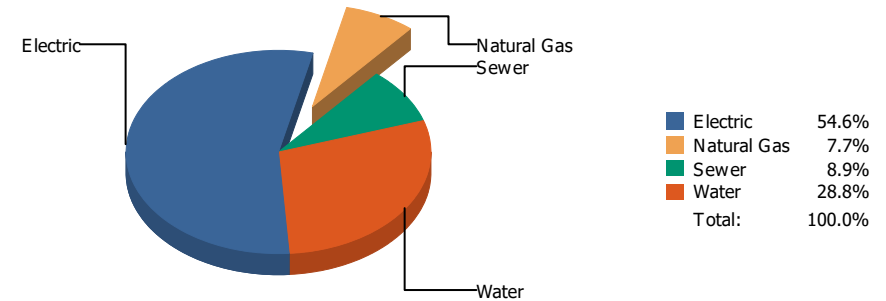


Commodity	Common Use	Energy Use	Energy Use / Area	Total Cost	Cost / Unit	Cost / Area
Place: [MAGOFFINNEWMIDDLESCHOOL] MAGOFFIN NEW MIDDLE SCHOOL [BUILDING]						
Area: 116,136 SqFt						
Billing Period: Apr 2021						
ELECTRIC	78,600.00 kWh	268,183 KBtu	2.309 KBtu/SqFt	\$9,023.89	\$0.115 /kWh	\$0.078 /SqFt
NATURALGAS	1,412.00 CCF	145,436 KBtu	1.252 KBtu/SqFt	\$805.14	\$0.570 /CCF	\$0.007 /SqFt
WATER	796.00 CCF			\$4,937.81	\$6.203 /CCF	\$0.043 /SqFt
Totals:		413,619 KBtu	3.562 KBtu/SqFt	\$14,766.84		

Energy



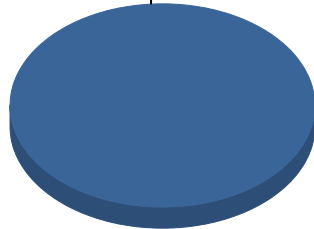
Cost



Commodity	Common Use	Energy Use	Energy Use / Area	Total Cost	Cost / Unit	Cost / Area
Place: [MAXINE] MAXINE SILVA HEALTH MAGNET 011 [BUILDING]						
Area: 80,909 SqFt						
Billing Period: Apr 2021						
ELECTRIC	51,300.00 kWh	175,036 KBtu	2.163 KBtu/SqFt	\$5,539.29	\$0.108 /kWh	\$0.068 /SqFt
NATURALGAS	1,339.00 CCF	137,917 KBtu	1.705 KBtu/SqFt	\$778.58	\$0.581 /CCF	\$0.010 /SqFt
SEWER	304.00 CCF			\$907.28	\$2.984 /CCF	\$0.011 /SqFt
WATER	757.00 CCF			\$2,916.16	\$3.852 /CCF	\$0.036 /SqFt
Totals:		312,953 KBtu	3.868 KBtu/SqFt	\$10,141.31		

Energy

Natural Gas

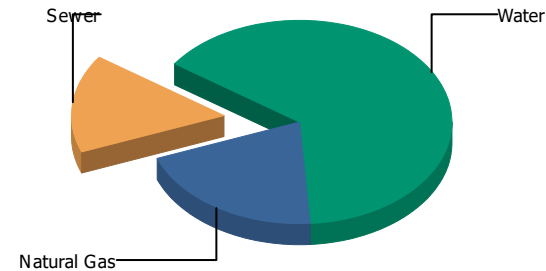


Natural Gas	100.0%
Sewer	0.0%
Water	0.0%
Total:	100.0%

Cost

Sewer

Water

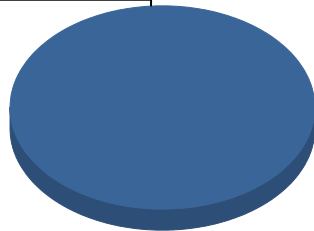


Natural Gas	20.4%
Sewer	15.6%
Water	64.1%
Total:	100.0%

Commodity	Common Use	Energy Use	Energy Use / Area	Total Cost	Cost / Unit	Cost / Area
Place: [MESITA] MESITA 130 [BUILDING]						
Area: 100,583 SqFt						
Billing Period: Apr 2021						
NATURALGAS	469.00 CCF	48,307 KBtu	0.480 KBtu/SqFt	\$549.53	\$1.172 /CCF	\$0.005 /SqFt
SEWER	24.00 CCF			\$420.11	\$17.505 /CCF	\$0.004 /SqFt
WATER	227.00 CCF			\$1,728.04	\$7.613 /CCF	\$0.017 /SqFt
Totals:		48,307 KBtu	0.480 KBtu/SqFt	\$2,697.68		

Energy

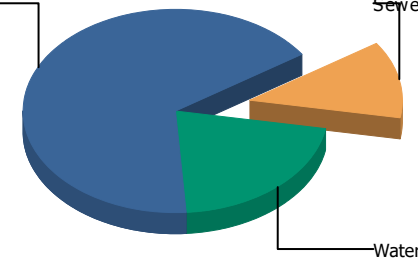
Electric



Electric 100.0%
 Sewer 0.0%
 Water 0.0%
 Total: 100.0%

Cost

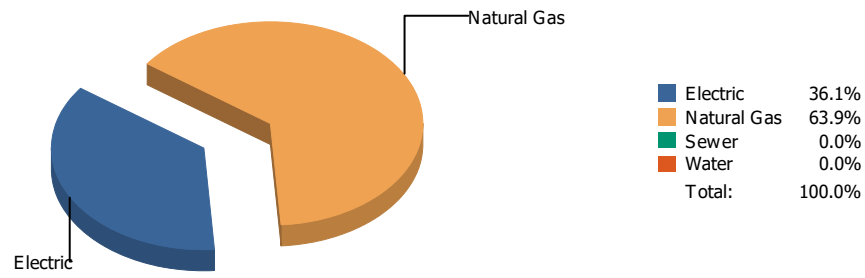
Electric



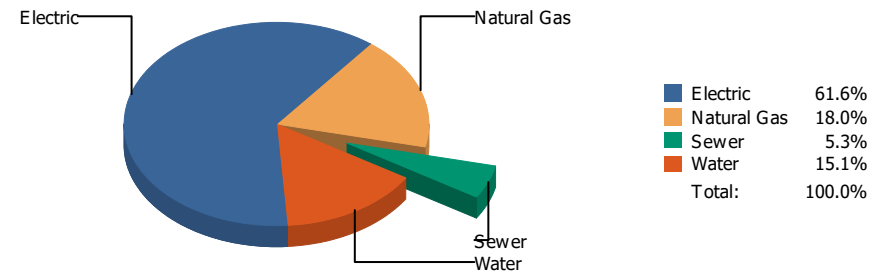
Electric 66.5%
 Sewer 12.3%
 Water 21.2%
 Total: 100.0%

Commodity	Common Use	Energy Use	Energy Use / Area	Total Cost	Cost / Unit	Cost / Area
Place: [MILAM] MILAM 131 [BUILDING]						
Area: 63,641 SqFt						
Billing Period: Apr 2021						
ELECTRIC	15,360.00 kWh	52,408 KBtu	0.823 KBtu/SqFt	\$1,838.56	\$0.120 /kWh	\$0.029 /SqFt
SEWER	46.00 CCF			\$339.68	\$7.384 /CCF	\$0.005 /SqFt
WATER	142.00 CCF			\$584.54	\$4.116 /CCF	\$0.009 /SqFt
Totals:		52,408 KBtu	0.823 KBtu/SqFt	\$2,762.78		

Energy

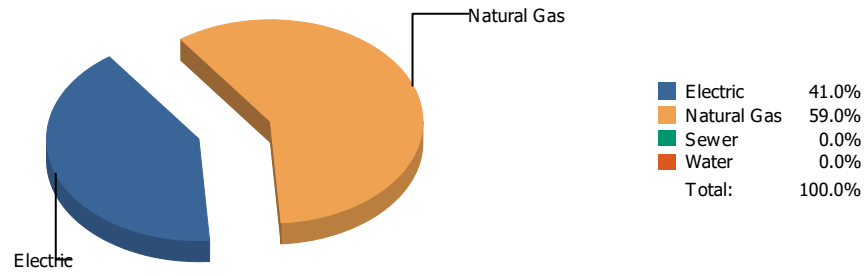


Cost

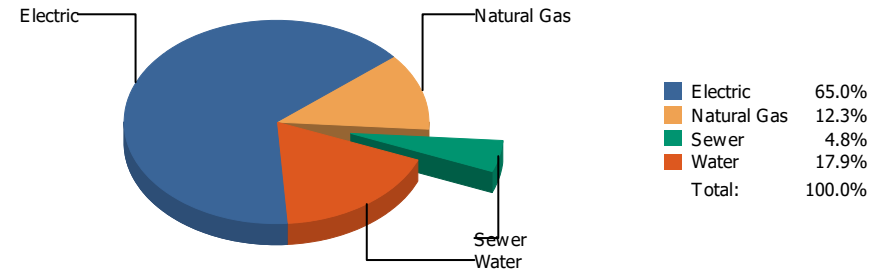


Commodity	Common Use	Energy Use	Energy Use / Area	Total Cost	Cost / Unit	Cost / Area
Place: [MOREHEAD] MOREHEAD 046 [BUILDING] Area: 119,353 SqFt Billing Period: Apr 2021						
ELECTRIC	61,451.00 kWh	209,671 KBtu	1.757 KBtu/SqFt	\$6,153.34	\$0.100 /kWh	\$0.051 /SqFt
NATURALGAS	3,602.00 CCF	371,006 KBtu	3.108 KBtu/SqFt	\$1,799.12	\$0.499 /CCF	\$0.015 /SqFt
SEWER	76.00 CCF			\$534.51	\$7.033 /CCF	\$0.004 /SqFt
WATER	491.00 CCF			\$1,504.13	\$3.063 /CCF	\$0.013 /SqFt
Totals:		580,677 KBtu	4.865 KBtu/SqFt	\$9,991.10		

Energy

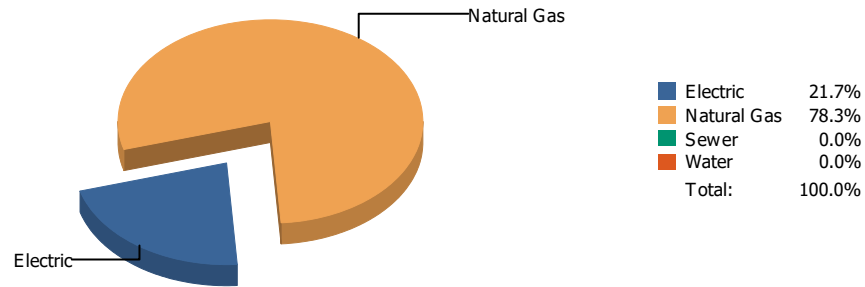


Cost

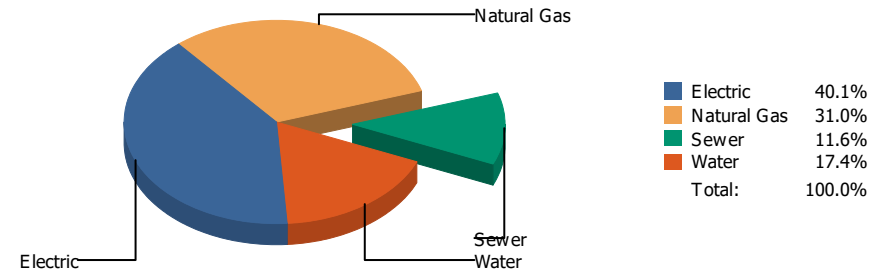


Commodity	Common Use	Energy Use	Energy Use / Area	Total Cost	Cost / Unit	Cost / Area
Place: [MOYE_2] HR MOYE [BUILDING]						
Area: 93,197 SqFt						
Billing Period: Apr 2021						
ELECTRIC	42,720.00 kWh	145,761 KBtu	1.564 KBtu/SqFt	\$5,710.26	\$0.134 /kWh	\$0.061 /SqFt
NATURALGAS	2,036.00 CCF	209,708 KBtu	2.250 KBtu/SqFt	\$1,083.73	\$0.532 /CCF	\$0.012 /SqFt
SEWER	23.00 CCF			\$417.91	\$18.170 /CCF	\$0.004 /SqFt
WATER	359.00 CCF			\$1,572.28	\$4.380 /CCF	\$0.017 /SqFt
Totals:		355,469 KBtu	3.814 KBtu/SqFt	\$8,784.18		

Energy



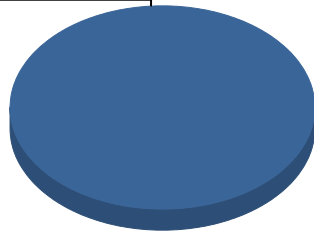
Cost



Commodity	Common Use	Energy Use	Energy Use / Area	Total Cost	Cost / Unit	Cost / Area
Place: [MULTI-MEDIACENTER] MULTI-MEDIA CENTER [BUILDING]						
Area: 27,633 SqFt						
Billing Period: Apr 2021						
ELECTRIC	9,573.00 kWh	32,663 KBtu	1.182 KBtu/SqFt	\$892.63	\$0.093 /kWh	\$0.032 /SqFt
NATURALGAS	1,141.00 CCF	117,523 KBtu	4.253 KBtu/SqFt	\$689.29	\$0.604 /CCF	\$0.025 /SqFt
SEWER	68.00 CCF			\$257.49	\$3.787 /CCF	\$0.009 /SqFt
WATER	111.00 CCF			\$386.71	\$3.484 /CCF	\$0.014 /SqFt
Totals:		150,186 KBtu	5.435 KBtu/SqFt	\$2,226.12		

Energy

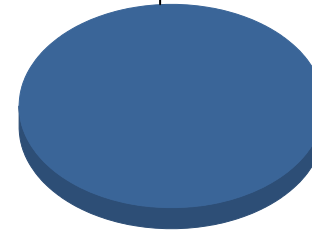
Electric



■ Electric 100.0%
Total: 100.0%

Cost

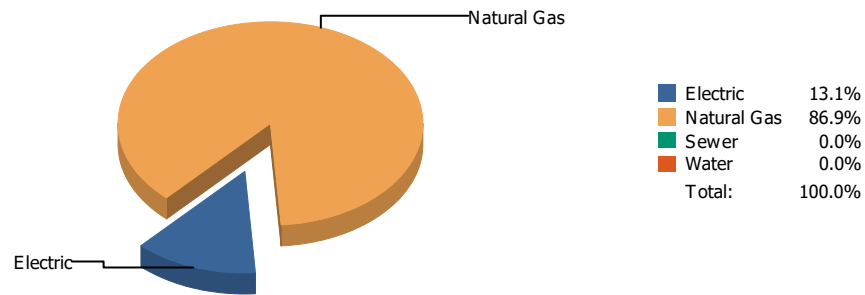
Electric



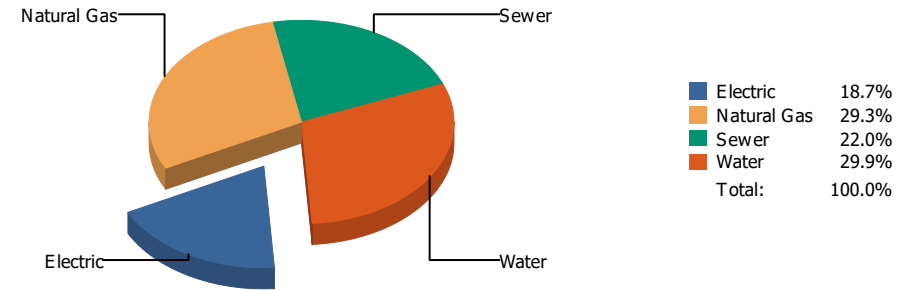
■ Electric 100.0%
Total: 100.0%

Commodity	Common Use	Energy Use	Energy Use / Area	Total Cost	Cost / Unit	Cost / Area
Place: [NE-AREA-OFFICES] N.E. AREA OFFICES 882 [BUILDING]						
Area: 7,328 SqFt						
Billing Period: Apr 2021						
ELECTRIC	80.00 kWh	273 KBtu	0.037 KBtu/SqFt	\$28.71	\$0.359 /kWh	\$0.004 /SqFt
Totals:		273 KBtu	0.037 KBtu/SqFt	\$28.71		

Energy

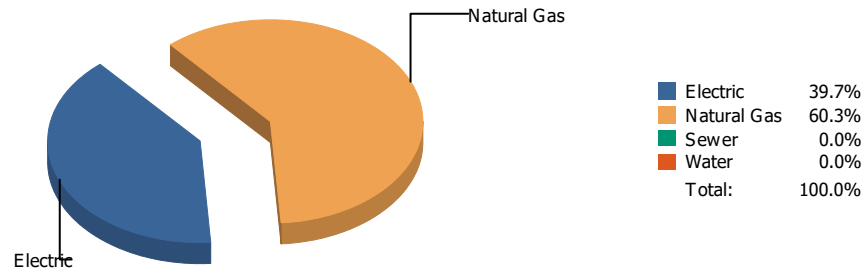


Cost

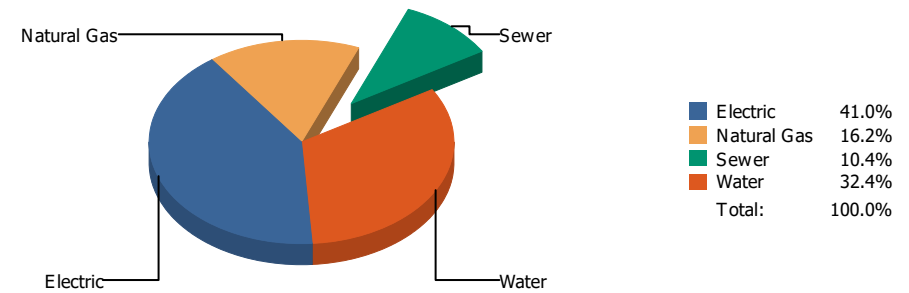


Commodity	Common Use	Energy Use	Energy Use / Area	Total Cost	Cost / Unit	Cost / Area
Place: [NETTRANSPORTATION] N.E. TRANSPORTATION 826 [BUILDING]						
Area: 5,995 SqFt						
Billing Period: Apr 2021						
ELECTRIC	4,337.00 kWh	14,798 KBtu	2.468 KBtu/SqFt	\$382.73	\$0.088 /kWh	\$0.064 /SqFt
NATURALGAS	951.00 CCF	97,953 KBtu	16.339 KBtu/SqFt	\$599.30	\$0.630 /CCF	\$0.100 /SqFt
SEWER	38.00 CCF			\$450.91	\$11.866 /CCF	\$0.075 /SqFt
WATER	100.00 CCF			\$612.16	\$6.122 /CCF	\$0.102 /SqFt
Totals:		112,751 KBtu	18.807 KBtu/SqFt	\$2,045.10		

Energy

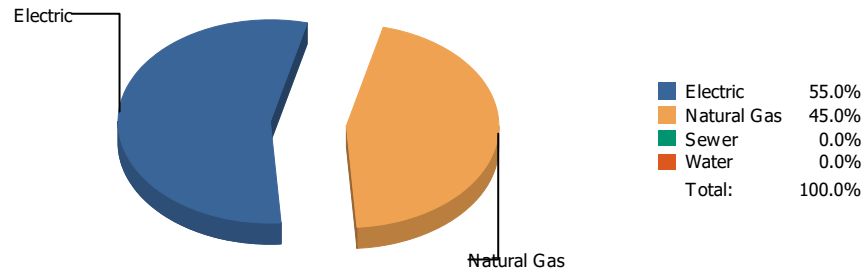


Cost

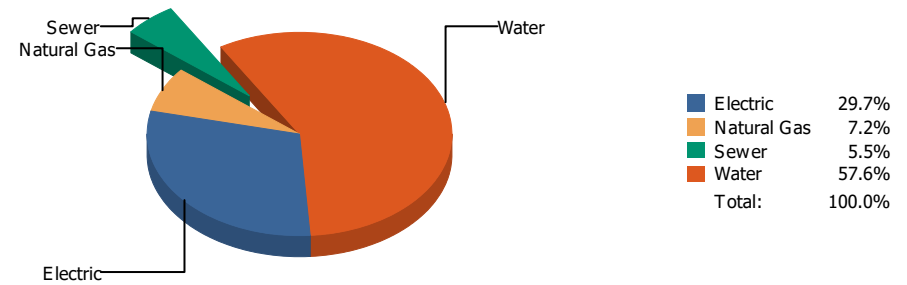


Commodity	Common Use	Energy Use	Energy Use / Area	Total Cost	Cost / Unit	Cost / Area
Place: [NEWMAN] NEWMAN ELEMENTARY 133 [BUILDING]						
Area: 73,291 SqFt						
Billing Period: Apr 2021						
ELECTRIC	20,321.00 kWh	69,335 KBtu	0.946 KBtu/SqFt	\$2,427.53	\$0.119 /kWh	\$0.033 /SqFt
NATURALGAS	1,023.00 CCF	105,369 KBtu	1.438 KBtu/SqFt	\$960.69	\$0.939 /CCF	\$0.013 /SqFt
SEWER	191.00 CCF			\$613.83	\$3.214 /CCF	\$0.008 /SqFt
WATER	476.00 CCF			\$1,916.10	\$4.025 /CCF	\$0.026 /SqFt
Totals:		174,704 KBtu	2.384 KBtu/SqFt	\$5,918.15		

Energy

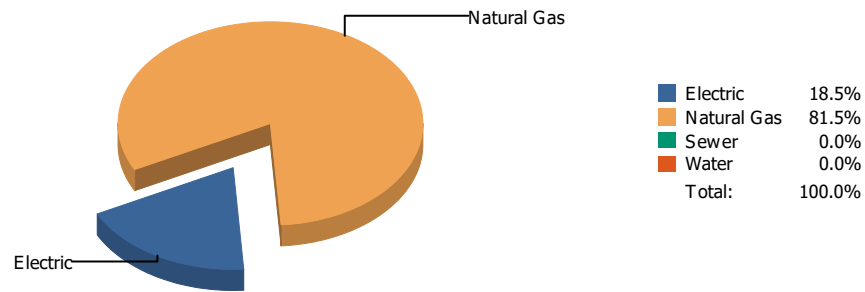


Cost

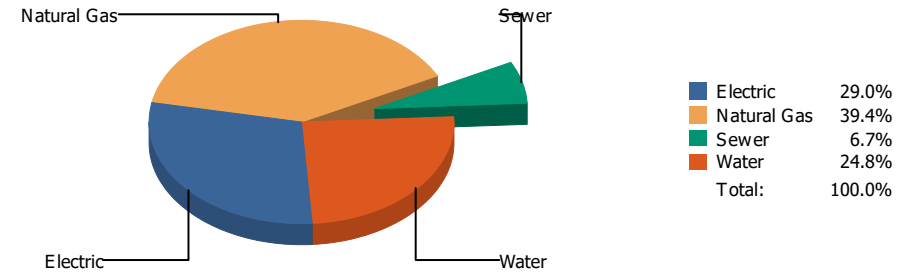


Commodity	Common Use	Energy Use	Energy Use / Area	Total Cost	Cost / Unit	Cost / Area
Place: [NIXON] L.A. NIXON 161 [BUILDING] Area: 76,873 SqFt Billing Period: Apr 2021						
ELECTRIC	26,000.00 kWh	88,712 KBtu	1.154 KBtu/SqFt	\$2,699.37	\$0.104 /kWh	\$0.035 /SqFt
NATURALGAS	705.00 CCF	72,615 KBtu	0.945 KBtu/SqFt	\$653.80	\$0.927 /CCF	\$0.008 /SqFt
SEWER	31.00 CCF			\$500.31	\$16.139 /CCF	\$0.006 /SqFt
WATER	757.00 CCF			\$5,231.76	\$6.911 /CCF	\$0.068 /SqFt
Totals:		161,327 KBtu	2.099 KBtu/SqFt	\$9,085.24		

Energy

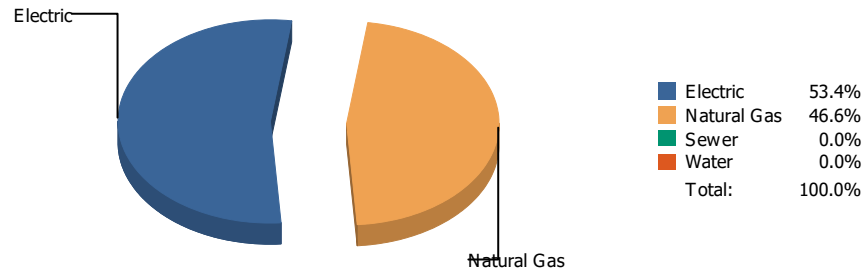


Cost

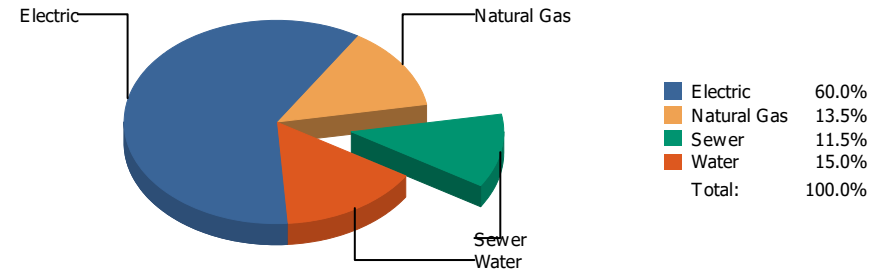


Commodity	Common Use	Energy Use	Energy Use / Area	Total Cost	Cost / Unit	Cost / Area
Place: [OCC-CTR] OCCUPATIONAL CTR. [BUILDING]						
Area: 11,845 SqFt						
Billing Period: Apr 2021						
ELECTRIC	5,200.00 kWh	17,742 KBtu	1.498 KBtu/SqFt	\$380.21	\$0.073 /kWh	\$0.032 /SqFt
NATURALGAS	757.00 CCF	77,971 KBtu	6.583 KBtu/SqFt	\$516.09	\$0.682 /CCF	\$0.044 /SqFt
SEWER	1.00 CCF			\$87.94	\$87.940 /CCF	\$0.007 /SqFt
WATER	69.00 CCF			\$324.71	\$4.706 /CCF	\$0.027 /SqFt
Totals:		95,713 KBtu	8.080 KBtu/SqFt	\$1,308.95		

Energy

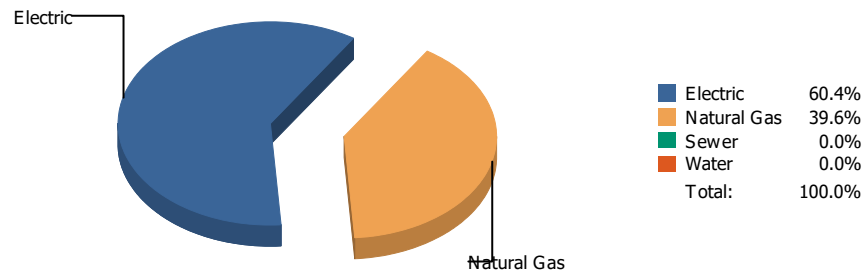


Cost

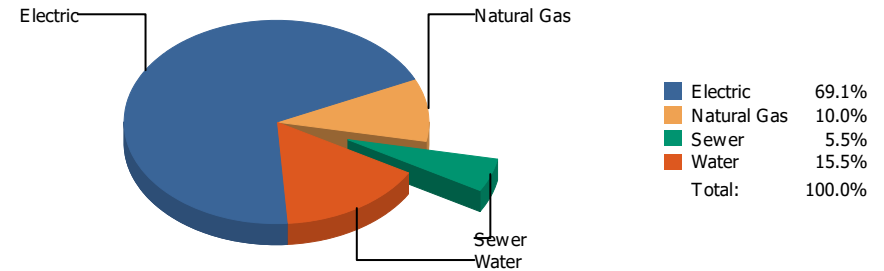


Commodity	Common Use	Energy Use	Energy Use / Area	Total Cost	Cost / Unit	Cost / Area
Place: [PARK] PARK 134 [BUILDING] Area: 63,609 SqFt Billing Period: Apr 2021						
ELECTRIC	24,000.00 kWh	81,888 KBtu	1.287 KBtu/SqFt	\$2,902.44	\$0.121 /kWh	\$0.046 /SqFt
NATURALGAS	695.00 CCF	71,585 KBtu	1.125 KBtu/SqFt	\$651.59	\$0.938 /CCF	\$0.010 /SqFt
SEWER	117.00 CCF			\$558.92	\$4.777 /CCF	\$0.009 /SqFt
WATER	209.00 CCF			\$728.07	\$3.484 /CCF	\$0.011 /SqFt
Totals:		153,473 KBtu	2.413 KBtu/SqFt	\$4,841.02		

Energy

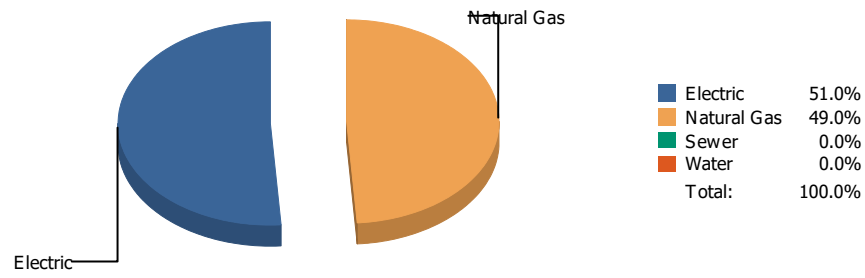


Cost

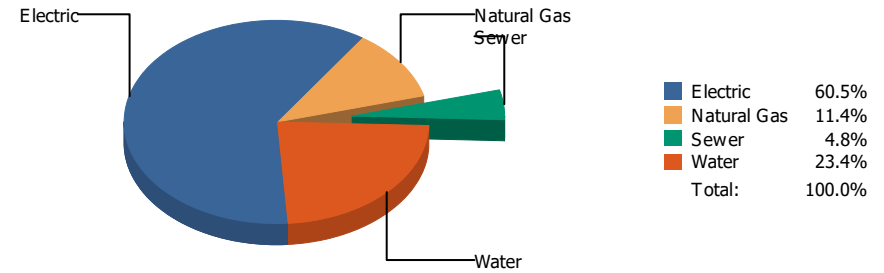


Commodity	Common Use	Energy Use	Energy Use / Area	Total Cost	Cost / Unit	Cost / Area
Place: [PAUL-MORENO_1] PAUL MORENO 167 [BUILDING]						
Area: 87,824 SqFt						
Billing Period: Apr 2021						
ELECTRIC	41,600.00 kWh	141,939 KBtu	1.616 KBtu/SqFt	\$5,154.76	\$0.124 /kWh	\$0.059 /SqFt
NATURALGAS	904.00 CCF	93,112 KBtu	1.060 KBtu/SqFt	\$744.02	\$0.823 /CCF	\$0.008 /SqFt
SEWER	39.00 CCF			\$410.02	\$10.513 /CCF	\$0.005 /SqFt
WATER	254.00 CCF			\$1,155.16	\$4.548 /CCF	\$0.013 /SqFt
Totals:		235,051 KBtu	2.676 KBtu/SqFt	\$7,463.96		

Energy

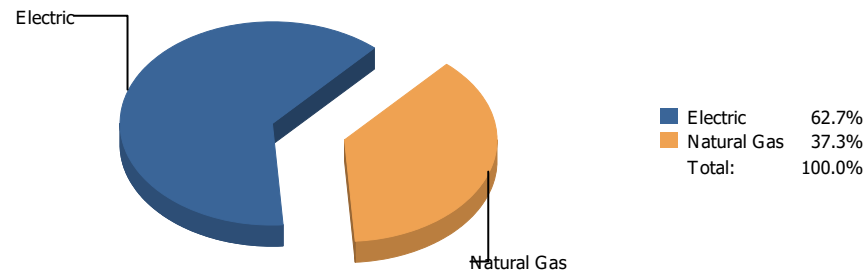


Cost

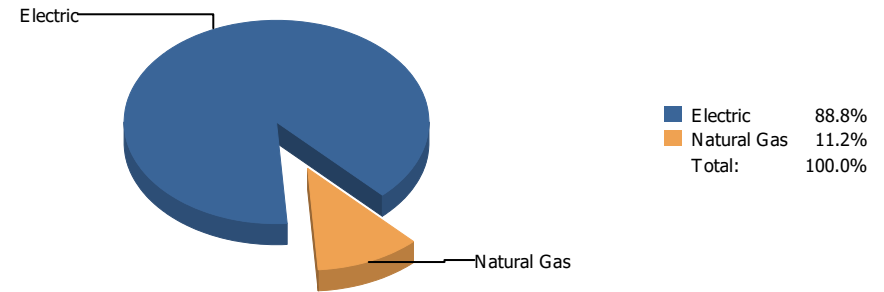


Commodity	Common Use	Energy Use	Energy Use / Area	Total Cost	Cost / Unit	Cost / Area
Place: [POLK] POLK 159 [BUILDING] Area: 67,321 SqFt Billing Period: Apr 2021						
ELECTRIC	31,520.00 kWh	107,546 KBtu	1.598 KBtu/SqFt	\$4,206.76	\$0.133 /kWh	\$0.062 /SqFt
NATURALGAS	1,004.00 CCF	103,412 KBtu	1.536 KBtu/SqFt	\$794.60	\$0.791 /CCF	\$0.012 /SqFt
SEWER	42.00 CCF			\$330.88	\$7.878 /CCF	\$0.005 /SqFt
WATER	298.00 CCF			\$1,625.90	\$5.456 /CCF	\$0.024 /SqFt
Totals:		210,958 KBtu	3.134 KBtu/SqFt	\$6,958.14		

Energy

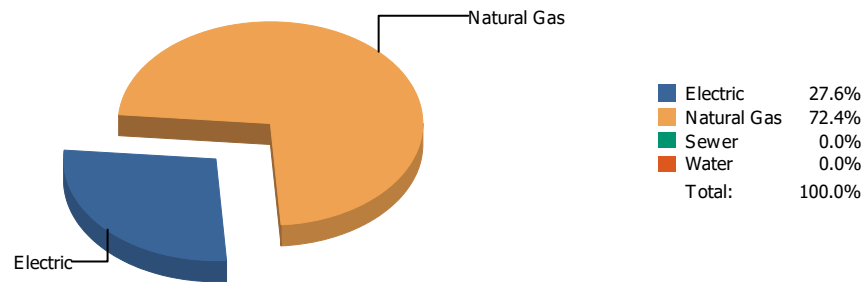


Cost

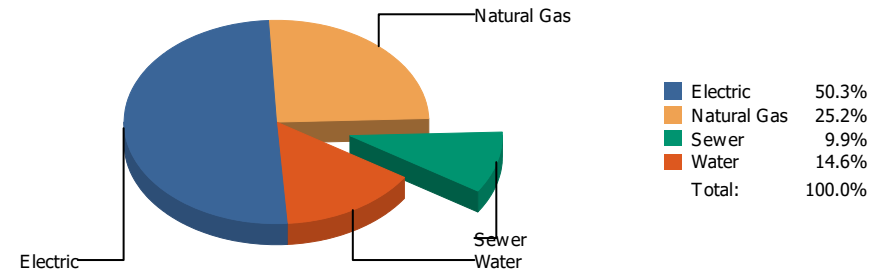


Commodity	Common Use	Energy Use	Energy Use / Area	Total Cost	Cost / Unit	Cost / Area
Place: [POWELL_2] POWELL 175 [BUILDING]						
Area: 79,770 SqFt						
Billing Period: Apr 2021						
ELECTRIC	43,680.00 kWh	149,036 KBtu	1.868 KBtu/SqFt	\$4,456.07	\$0.102 /kWh	\$0.056 /SqFt
NATURALGAS	862.00 CCF	88,786 KBtu	1.113 KBtu/SqFt	\$559.59	\$0.649 /CCF	\$0.007 /SqFt
Totals:		237,822 KBtu	2.981 KBtu/SqFt	\$5,015.66		

Energy

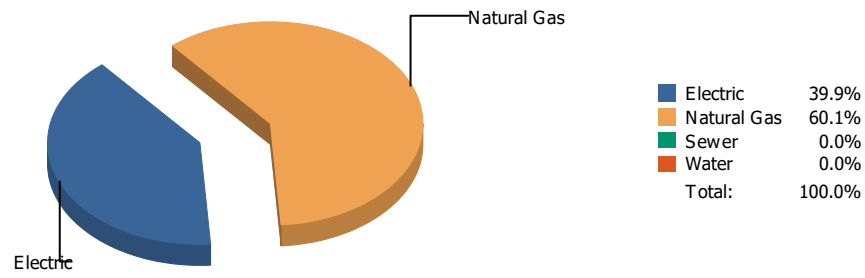


Cost

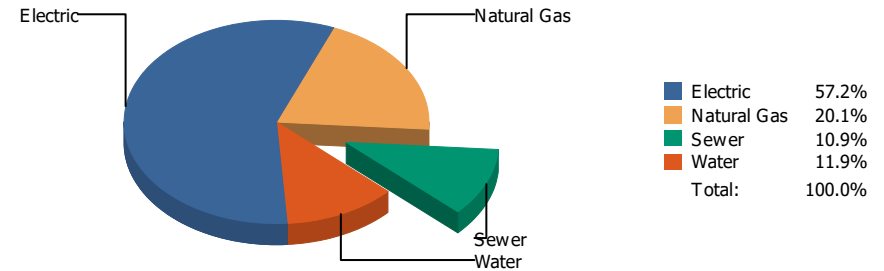


Commodity	Common Use	Energy Use	Energy Use / Area	Total Cost	Cost / Unit	Cost / Area
Place: [PROFESSIONAL-DEV] EPISD PROF DEVELOPMENT CENTER931 [BUILDING]						
Area: 18,400 SqFt						
Billing Period: Apr 2021						
ELECTRIC	8,240.00 kWh	28,115 KBtu	1.528 KBtu/SqFt	\$996.58	\$0.121 /kWh	\$0.054 /SqFt
NATURALGAS	717.00 CCF	73,851 KBtu	4.014 KBtu/SqFt	\$498.07	\$0.695 /CCF	\$0.027 /SqFt
SEWER	50.00 CCF			\$195.74	\$3.915 /CCF	\$0.011 /SqFt
WATER	72.00 CCF			\$289.70	\$4.024 /CCF	\$0.016 /SqFt
Totals:		101,966 KBtu	5.542 KBtu/SqFt	\$1,980.09		

Energy

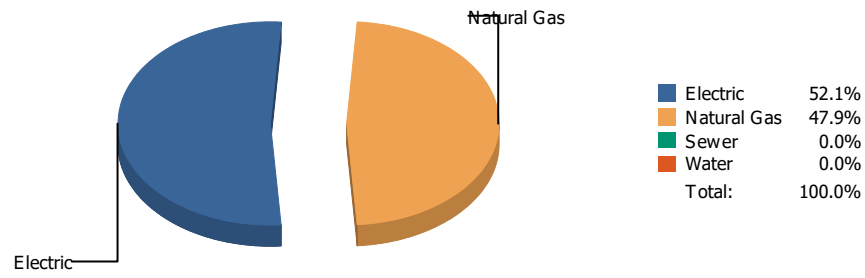


Cost

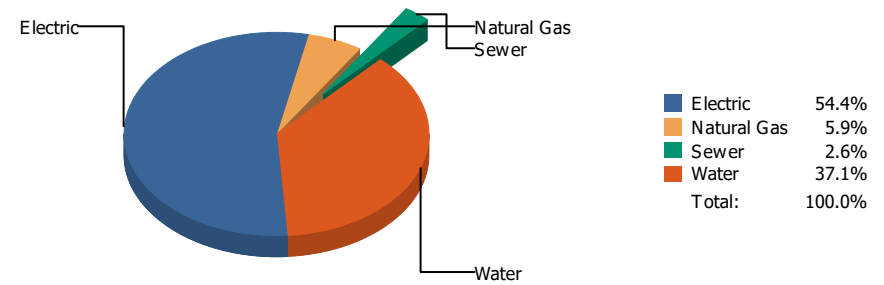


Commodity	Common Use	Energy Use	Energy Use / Area	Total Cost	Cost / Unit	Cost / Area
Place: [PUTNAM] PUTNAM 135 [BUILDING] Area: 61,978 SqFt Billing Period: Apr 2021						
ELECTRIC	19,369.00 kWh	66,087 KBtu	1.066 KBtu/SqFt	\$2,205.48	\$0.114 /kWh	\$0.035 /SqFt
NATURALGAS	968.00 CCF	99,704 KBtu	1.609 KBtu/SqFt	\$776.55	\$0.802 /CCF	\$0.013 /SqFt
SEWER	83.00 CCF			\$418.72	\$5.045 /CCF	\$0.007 /SqFt
WATER	114.00 CCF			\$458.19	\$4.019 /CCF	\$0.007 /SqFt
Totals:		165,791 KBtu	2.675 KBtu/SqFt	\$3,858.94		

Energy

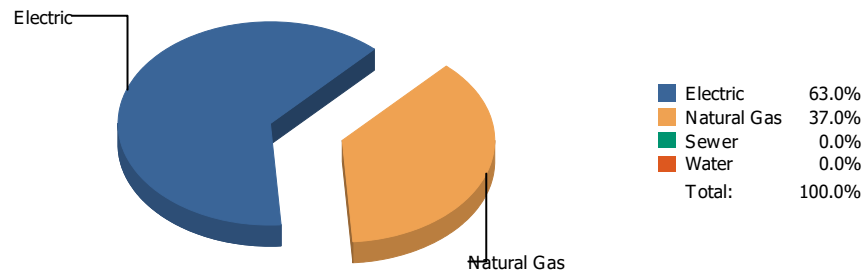


Cost

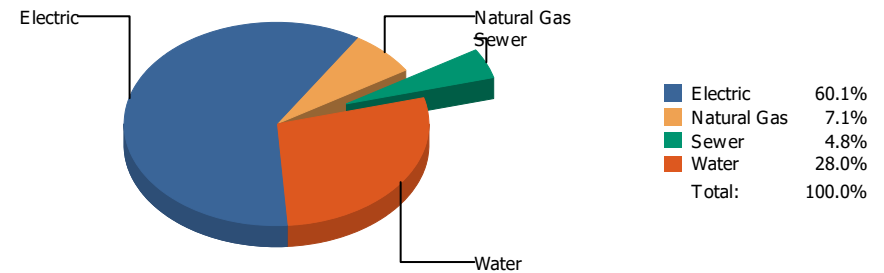


Commodity	Common Use	Energy Use	Energy Use / Area	Total Cost	Cost / Unit	Cost / Area
Place: [RICHARDS] RICHARDSON [BUILDING]						
Area: 115,872 SqFt						
Billing Period: Apr 2021						
ELECTRIC	42,300.00 kWh	144,328 KBtu	1.246 KBtu/SqFt	\$6,852.49	\$0.162 /kWh	\$0.059 /SqFt
NATURALGAS	1,287.00 CCF	132,561 KBtu	1.144 KBtu/SqFt	\$749.34	\$0.582 /CCF	\$0.006 /SqFt
SEWER	41.00 CCF			\$328.68	\$8.017 /CCF	\$0.003 /SqFt
WATER	1,395.00 CCF			\$4,670.32	\$3.348 /CCF	\$0.040 /SqFt
Totals:		276,889 KBtu	2.390 KBtu/SqFt	\$12,600.83		

Energy

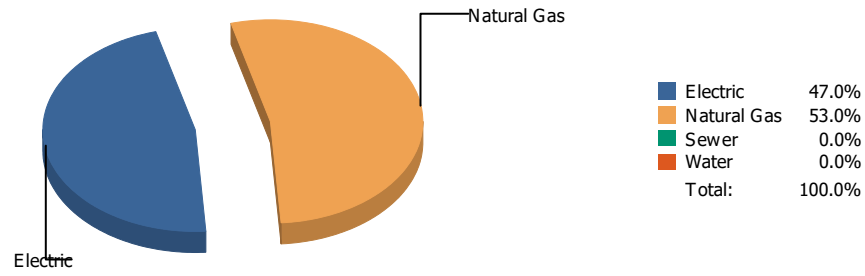


Cost

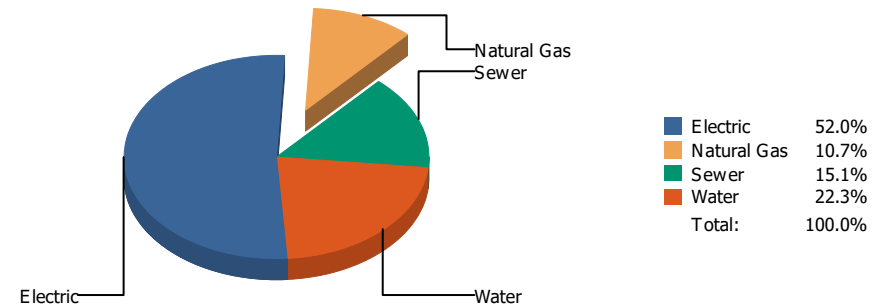


Commodity	Common Use	Energy Use	Energy Use / Area	Total Cost	Cost / Unit	Cost / Area
Place: [RIVERA] RIVERA 156 [BUILDING]						
Area: 77,562 SqFt						
Billing Period: Apr 2021						
ELECTRIC	36,114.00 kWh	123,221 KBtu	1.589 KBtu/SqFt	\$5,570.64	\$0.154 /kWh	\$0.072 /SqFt
NATURALGAS	702.00 CCF	72,306 KBtu	0.932 KBtu/SqFt	\$655.64	\$0.934 /CCF	\$0.008 /SqFt
SEWER	44.00 CCF			\$443.17	\$10.072 /CCF	\$0.006 /SqFt
WATER	400.00 CCF			\$2,596.08	\$6.490 /CCF	\$0.033 /SqFt
Totals:		195,527 KBtu	2.521 KBtu/SqFt	\$9,265.53		

Energy

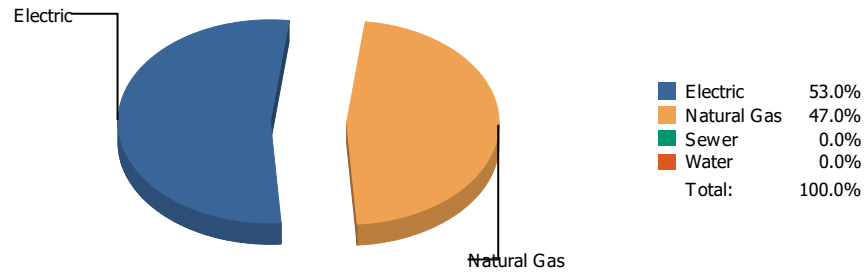


Cost

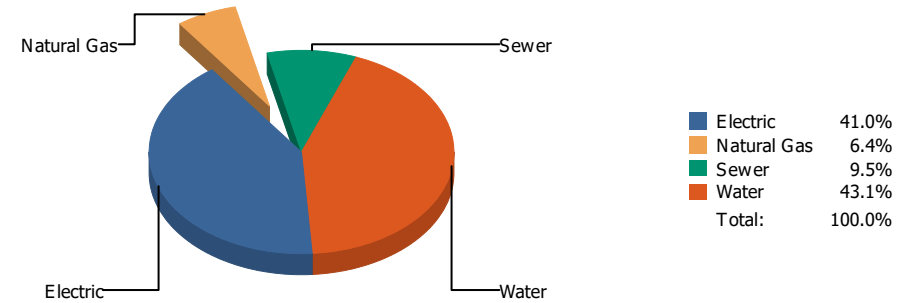


Commodity	Common Use	Energy Use	Energy Use / Area	Total Cost	Cost / Unit	Cost / Area
Place: [ROBERTS] ROBERTS 136 [BUILDING]						
Area: 81,457 SqFt						
Billing Period: Apr 2021						
ELECTRIC	31,240.00 kWh	106,591 KBtu	1.309 KBtu/SqFt	\$3,424.76	\$0.110 /kWh	\$0.042 /SqFt
NATURALGAS	1,168.00 CCF	120,304 KBtu	1.477 KBtu/SqFt	\$701.49	\$0.601 /CCF	\$0.009 /SqFt
SEWER	343.00 CCF			\$993.08	\$2.895 /CCF	\$0.012 /SqFt
WATER	507.00 CCF			\$1,465.23	\$2.890 /CCF	\$0.018 /SqFt
Totals:		226,895 KBtu	2.785 KBtu/SqFt	\$6,584.56		

Energy

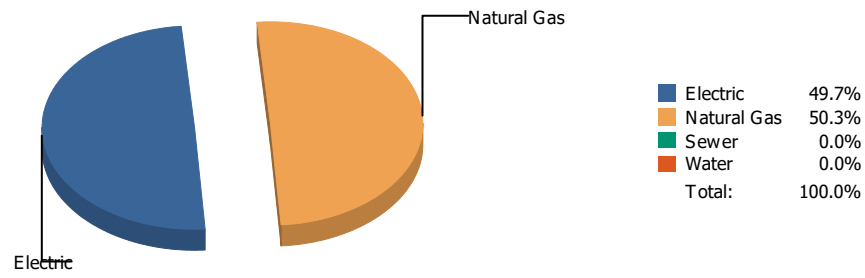


Cost

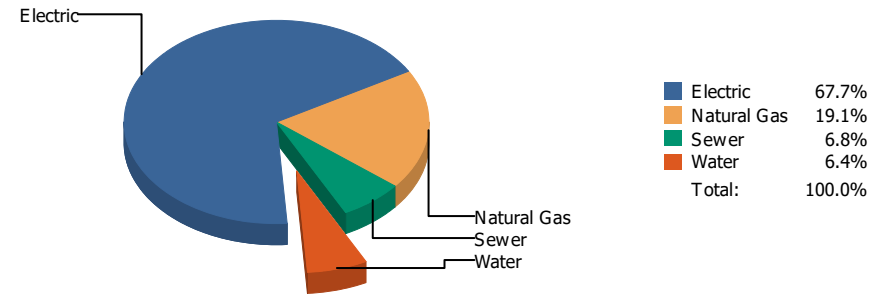


Commodity	Common Use	Energy Use	Energy Use / Area	Total Cost	Cost / Unit	Cost / Area
Place: [ROSS] ROSS 042 [BUILDING] Area: 131,497 SqFt Billing Period: Apr 2021						
ELECTRIC	36,576.00 kWh	124,797 KBtu	0.949 KBtu/SqFt	\$4,215.95	\$0.115 /kWh	\$0.032 /SqFt
NATURALGAS	1,075.00 CCF	110,725 KBtu	0.842 KBtu/SqFt	\$659.45	\$0.613 /CCF	\$0.005 /SqFt
SEWER	336.00 CCF			\$977.68	\$2.910 /CCF	\$0.007 /SqFt
WATER	1,022.00 CCF			\$4,430.39	\$4.335 /CCF	\$0.034 /SqFt
Totals:		235,522 KBtu	1.791 KBtu/SqFt	\$10,283.47		

Energy

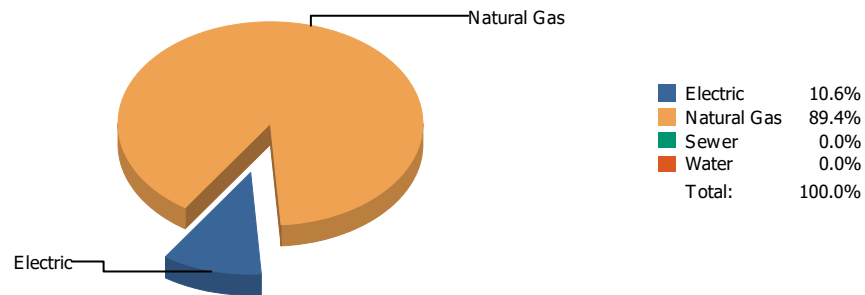


Cost

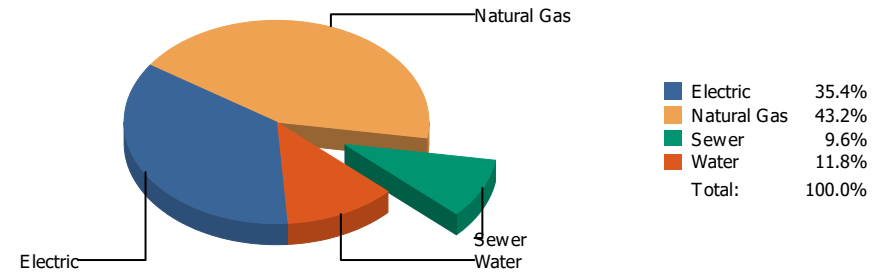


Commodity	Common Use	Energy Use	Energy Use / Area	Total Cost	Cost / Unit	Cost / Area
Place: [RUSK] RUSK 138 [BUILDING] Area: 67,240 SqFt Billing Period: Apr 2021						
ELECTRIC	23,738.00 kWh	80,994 KBtu	1.205 KBtu/SqFt	\$2,470.10	\$0.104 /kWh	\$0.037 /SqFt
NATURALGAS	797.00 CCF	82,091 KBtu	1.221 KBtu/SqFt	\$697.25	\$0.875 /CCF	\$0.010 /SqFt
SEWER	15.00 CCF			\$248.78	\$16.585 /CCF	\$0.004 /SqFt
WATER	36.00 CCF			\$232.38	\$6.455 /CCF	\$0.003 /SqFt
Totals:		163,085 KBtu	2.425 KBtu/SqFt	\$3,648.51		

Energy



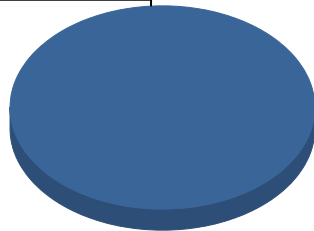
Cost



Commodity	Common Use	Energy Use	Energy Use / Area	Total Cost	Cost / Unit	Cost / Area
Place: [SAN-JAC] SAN JACINTO 139 [BUILDING] Area: 29,589 SqFt Billing Period: Apr 2021						
ELECTRIC	3,400.00 kWh	11,601 KBtu	0.392 KBtu/SqFt	\$496.49	\$0.146 /kWh	\$0.017 /SqFt
NATURALGAS	953.00 CCF	98,159 KBtu	3.317 KBtu/SqFt	\$604.71	\$0.635 /CCF	\$0.020 /SqFt
SEWER	12.00 CCF			\$134.29	\$11.191 /CCF	\$0.005 /SqFt
WATER	19.00 CCF			\$165.91	\$8.732 /CCF	\$0.006 /SqFt
Totals:		109,760 KBtu	3.709 KBtu/SqFt	\$1,401.40		

Energy

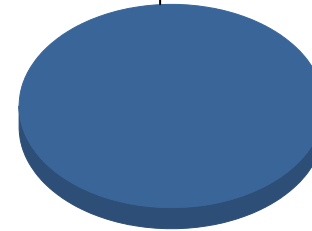
Electric



■ Electric 100.0%
Total: 100.0%

Cost

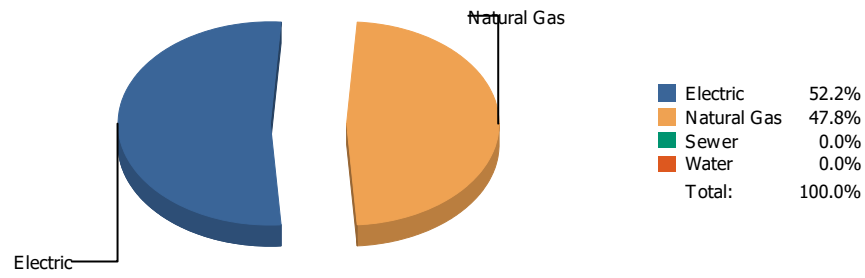
Electric



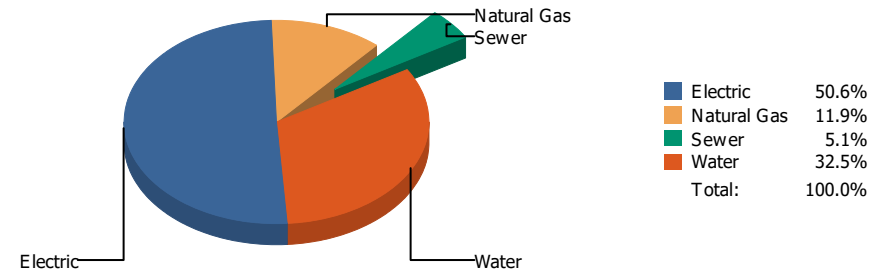
■ Electric 100.0%
Total: 100.0%

Commodity	Common Use	Energy Use	Energy Use / Area	Total Cost	Cost / Unit	Cost / Area
Place: [SCHUSTER] SCHUSTER 140 [BUILDING] Area: 34,371 SqFt Billing Period: Apr 2021						
ELECTRIC	255.00 kWh	870 KBtu	0.025 KBtu/SqFt	\$224.02	\$0.879 /kWh	\$0.006 /SqFt
Totals:		870 KBtu	0.025 KBtu/SqFt	\$224.02		

Energy

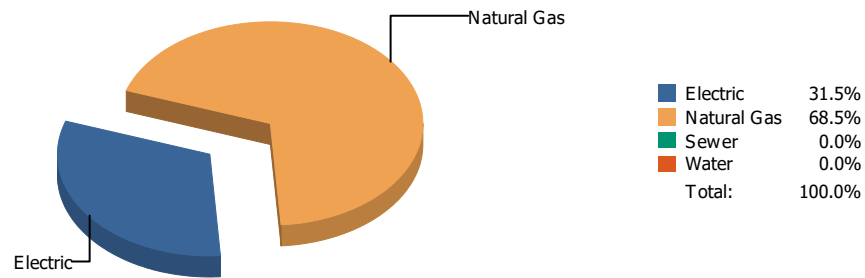


Cost

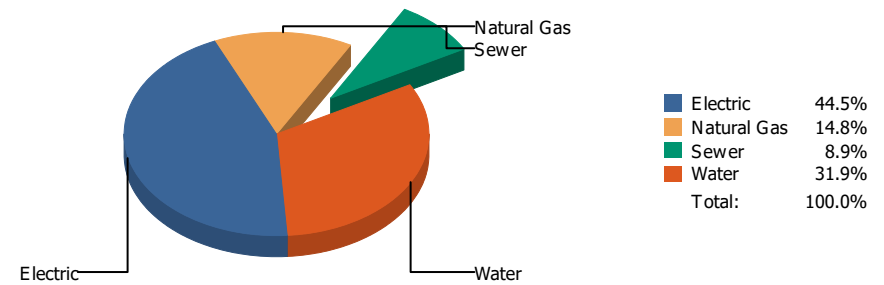


Commodity	Common Use	Energy Use	Energy Use / Area	Total Cost	Cost / Unit	Cost / Area
Place: [STANTON] STANTON 141 [BUILDING]						
Area: 75,957 SqFt						
Billing Period: Apr 2021						
ELECTRIC	19,731.00 kWh	67,322 KBtu	0.886 KBtu/SqFt	\$2,580.49	\$0.131 /kWh	\$0.034 /SqFt
NATURALGAS	598.00 CCF	61,594 KBtu	0.811 KBtu/SqFt	\$606.54	\$1.014 /CCF	\$0.008 /SqFt
SEWER	30.00 CCF			\$259.63	\$8.654 /CCF	\$0.003 /SqFt
WATER	272.00 CCF			\$1,657.64	\$6.094 /CCF	\$0.022 /SqFt
Totals:		128,916 KBtu	1.697 KBtu/SqFt	\$5,104.30		

Energy

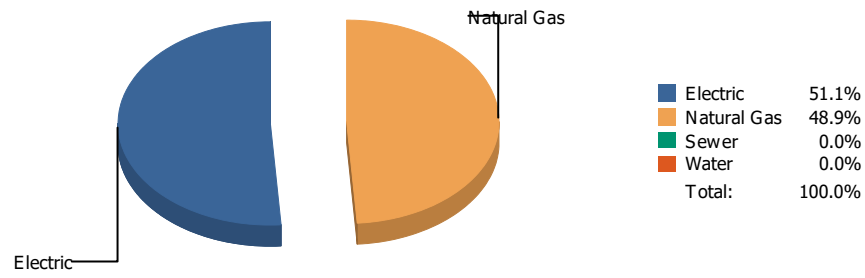


Cost

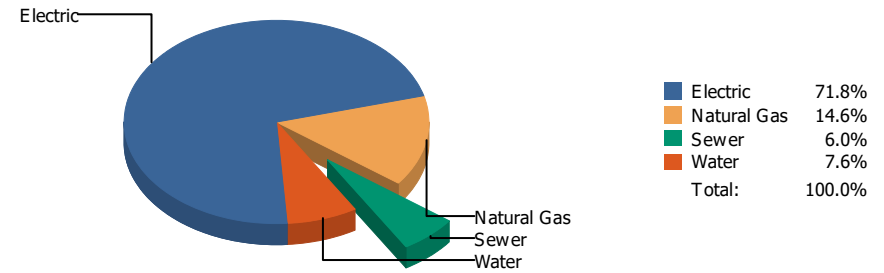


Commodity	Common Use	Energy Use	Energy Use / Area	Total Cost	Cost / Unit	Cost / Area
Place: [SUNRISEMOUNT] SUNRISE MOUNTAIN ELEMENTARY 150 [BUILDING]						
Area: 78,368 SqFt						
Billing Period: Apr 2021						
ELECTRIC	21,690.00 kWh	74,006 KBtu	0.944 KBtu/SqFt	\$2,624.04	\$0.121 /kWh	\$0.033 /SqFt
NATURALGAS	1,564.00 CCF	161,092 KBtu	2.056 KBtu/SqFt	\$872.99	\$0.558 /CCF	\$0.011 /SqFt
SEWER	32.00 CCF			\$523.45	\$16.358 /CCF	\$0.007 /SqFt
WATER	377.00 CCF			\$1,882.61	\$4.994 /CCF	\$0.024 /SqFt
Totals:		235,098 KBtu	3.000 KBtu/SqFt	\$5,903.09		

Energy

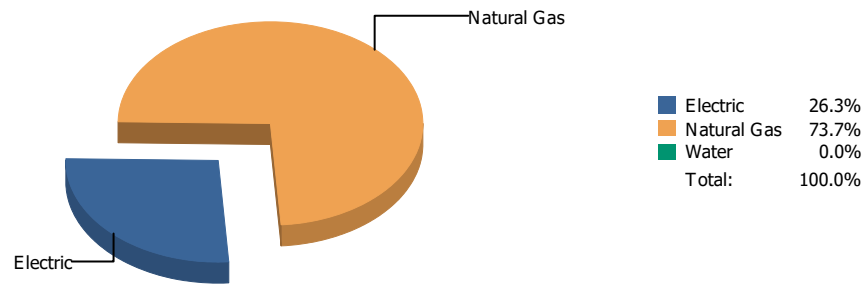


Cost

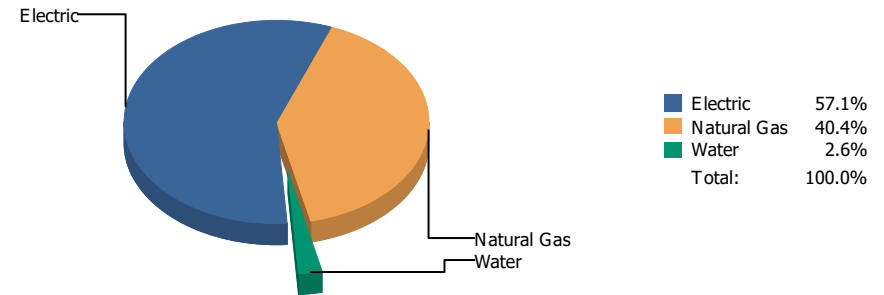


Commodity	Common Use	Energy Use	Energy Use / Area	Total Cost	Cost / Unit	Cost / Area
Place: [SUNSET-HIGH_1] SUNSET HIGH SCHOOL [BUILDING]						
Area: 33,263 SqFt						
Billing Period: Apr 2021						
ELECTRIC	18,200.00 kWh	62,098 KBtu	1.867 KBtu/SqFt	\$2,124.73	\$0.117 /kWh	\$0.064 /SqFt
NATURALGAS	576.00 CCF	59,328 KBtu	1.784 KBtu/SqFt	\$431.71	\$0.749 /CCF	\$0.013 /SqFt
SEWER	32.00 CCF			\$178.29	\$5.572 /CCF	\$0.005 /SqFt
WATER	43.00 CCF			\$223.51	\$5.198 /CCF	\$0.007 /SqFt
Totals:		121,426 KBtu	3.650 KBtu/SqFt	\$2,958.24		

Energy

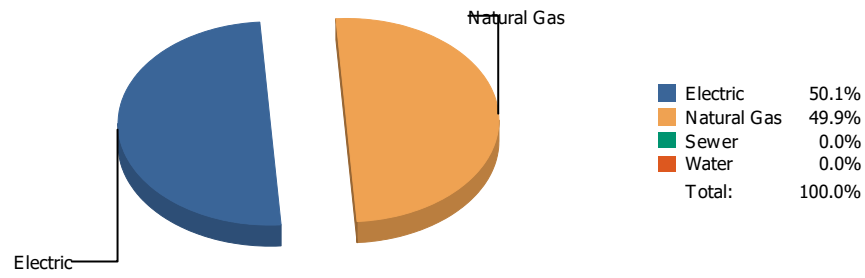


Cost

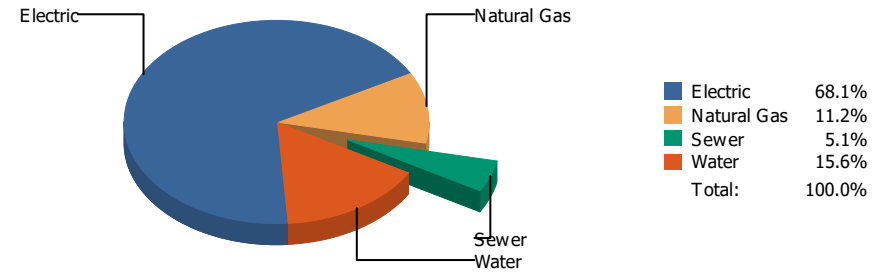


Commodity	Common Use	Energy Use	Energy Use / Area	Total Cost	Cost / Unit	Cost / Area
Place: [TERRACE] TERRACE HILLS 048 [BUILDING] Area: 138,021 SqFt Billing Period: Apr 2021						
ELECTRIC	14,700.00 kWh	50,156 KBtu	0.363 KBtu/SqFt	\$1,355.41	\$0.092 /kWh	\$0.010 /SqFt
NATURALGAS	1,367.00 CCF	140,801 KBtu	1.020 KBtu/SqFt	\$959.60	\$0.702 /CCF	\$0.007 /SqFt
WATER	0.00 CCF			\$60.68	\$0.000 /CCF	\$0.000 /SqFt
Totals:		190,957 KBtu	1.384 KBtu/SqFt	\$2,375.69		

Energy

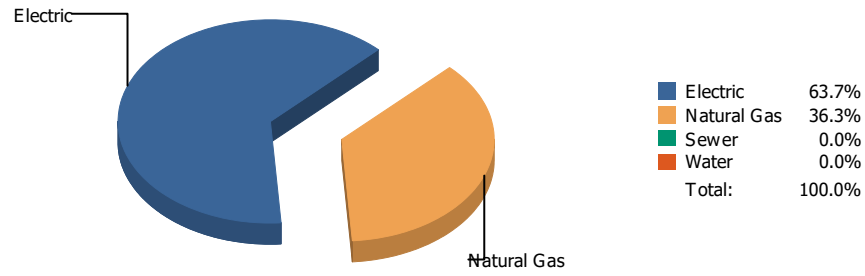


Cost

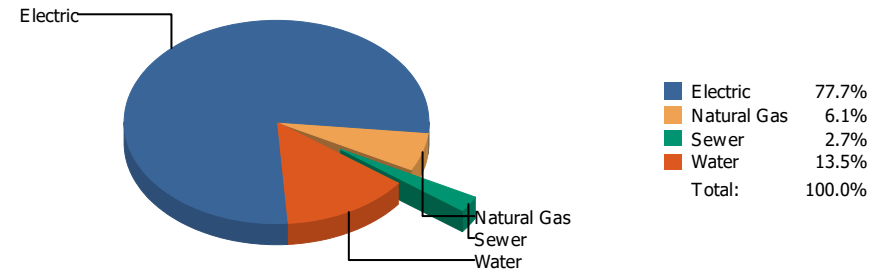


Commodity	Common Use	Energy Use	Energy Use / Area	Total Cost	Cost / Unit	Cost / Area
Place: [TIPPENELEMENTARY] TIPPIN ELEMENTARY 168 [BUILDING]						
Area: 88,360 SqFt						
Billing Period: Apr 2021						
ELECTRIC	51,600.00 kWh	176,059 KBtu	1.993 KBtu/SqFt	\$5,722.12	\$0.111 /kWh	\$0.065 /SqFt
NATURALGAS	1,700.00 CCF	175,100 KBtu	1.982 KBtu/SqFt	\$941.18	\$0.554 /CCF	\$0.011 /SqFt
SEWER	85.00 CCF			\$425.48	\$5.006 /CCF	\$0.005 /SqFt
WATER	258.00 CCF			\$1,311.68	\$5.084 /CCF	\$0.015 /SqFt
Totals:		351,159 KBtu	3.974 KBtu/SqFt	\$8,400.46		

Energy

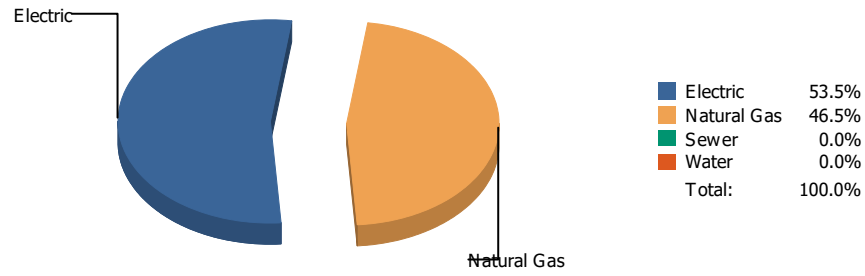


Cost

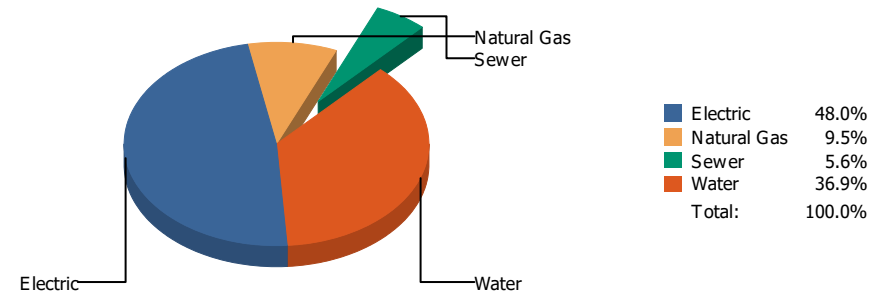


Commodity	Common Use	Energy Use	Energy Use / Area	Total Cost	Cost / Unit	Cost / Area
Place: [TOMLEA_2] TOM LEA 178 [BUILDING]						
Area: 88,828 SqFt						
Billing Period: Apr 2021						
ELECTRIC	74,800.00 kWh	255,218 KBtu	2.873 KBtu/SqFt	\$10,217.84	\$0.137 /kWh	\$0.115 /SqFt
NATURALGAS	1,412.00 CCF	145,436 KBtu	1.637 KBtu/SqFt	\$805.14	\$0.570 /CCF	\$0.009 /SqFt
SEWER	50.00 CCF			\$348.48	\$6.970 /CCF	\$0.004 /SqFt
WATER	302.00 CCF			\$1,773.39	\$5.872 /CCF	\$0.020 /SqFt
Totals:		400,654 KBtu	4.510 KBtu/SqFt	\$13,144.85		

Energy

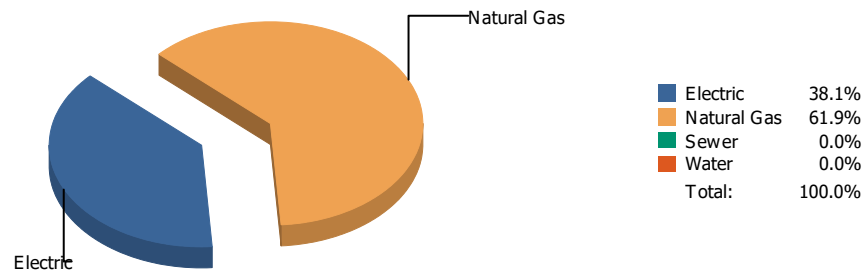


Cost

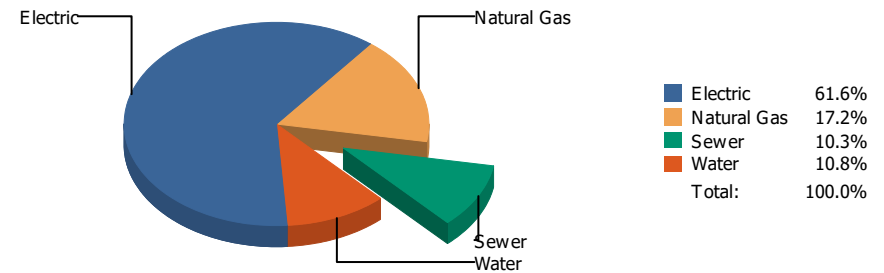


Commodity	Common Use	Energy Use	Energy Use / Area	Total Cost	Cost / Unit	Cost / Area
Place: [TRAVIS] TRAVIS 143 [BUILDING] Area: 78,925 SqFt Billing Period: Apr 2021						
ELECTRIC	20,283.00 kWh	69,206 KBtu	0.877 KBtu/SqFt	\$2,195.43	\$0.108 /kWh	\$0.028 /SqFt
NATURALGAS	585.00 CCF	60,255 KBtu	0.763 KBtu/SqFt	\$435.89	\$0.745 /CCF	\$0.006 /SqFt
SEWER	29.00 CCF			\$257.43	\$8.877 /CCF	\$0.003 /SqFt
WATER	456.00 CCF			\$1,686.11	\$3.698 /CCF	\$0.021 /SqFt
Totals:		129,461 KBtu	1.640 KBtu/SqFt	\$4,574.86		

Energy

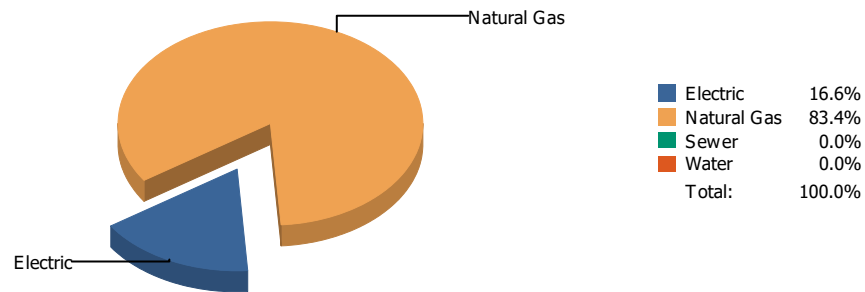


Cost

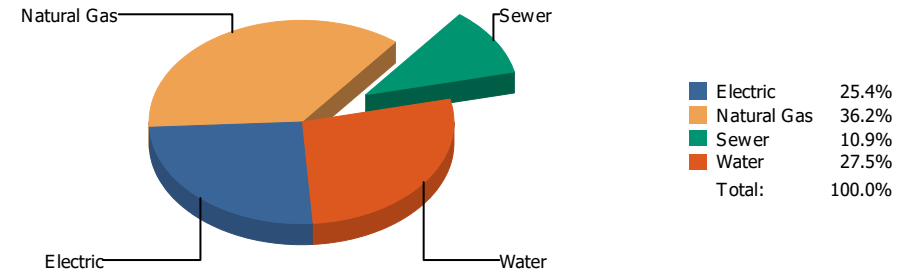


Commodity	Common Use	Energy Use	Energy Use / Area	Total Cost	Cost / Unit	Cost / Area
Place: [VILAS] VILAS 144 [BUILDING] Area: 66,992 SqFt Billing Period: Apr 2021						
ELECTRIC	22,806.00 kWh	77,814 KBtu	1.162 KBtu/SqFt	\$3,776.99	\$0.166 /kWh	\$0.056 /SqFt
NATURALGAS	1,225.00 CCF	126,175 KBtu	1.883 KBtu/SqFt	\$1,054.75	\$0.861 /CCF	\$0.016 /SqFt
SEWER	92.00 CCF			\$633.96	\$6.891 /CCF	\$0.009 /SqFt
WATER	115.00 CCF			\$662.60	\$5.762 /CCF	\$0.010 /SqFt
Totals:		203,989 KBtu	3.045 KBtu/SqFt	\$6,128.30		

Energy



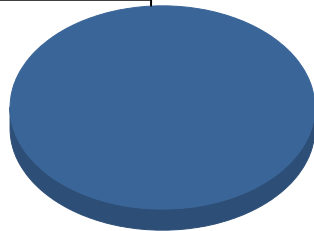
Cost



Commodity	Common Use	Energy Use	Energy Use / Area	Total Cost	Cost / Unit	Cost / Area
Place: [WAINWRIG] WAINWRIGHT 145 [BUILDING] Area: 38,227 SqFt Billing Period: Apr 2021						
ELECTRIC	6,750.00 kWh	23,031 KBtu	0.602 KBtu/SqFt	\$591.21	\$0.088 /kWh	\$0.015 /SqFt
NATURALGAS	1,120.00 CCF	115,360 KBtu	3.018 KBtu/SqFt	\$843.86	\$0.753 /CCF	\$0.022 /SqFt
SEWER	17.00 CCF			\$253.18	\$14.893 /CCF	\$0.007 /SqFt
WATER	128.00 CCF			\$639.94	\$5.000 /CCF	\$0.017 /SqFt
Totals:		138,391 KBtu	3.620 KBtu/SqFt	\$2,328.19		

Energy

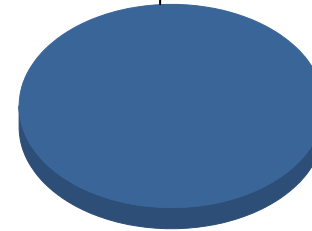
Electric



■ Electric 100.0%
Total: 100.0%

Cost

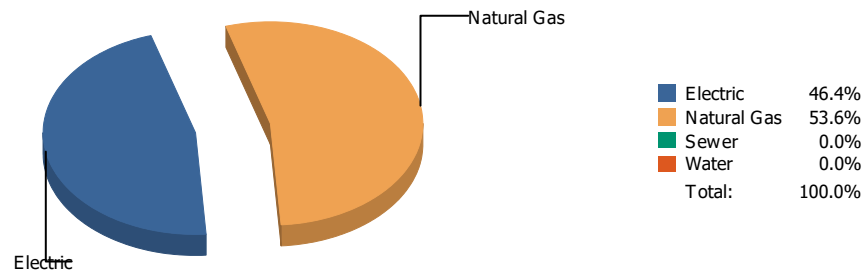
Electric



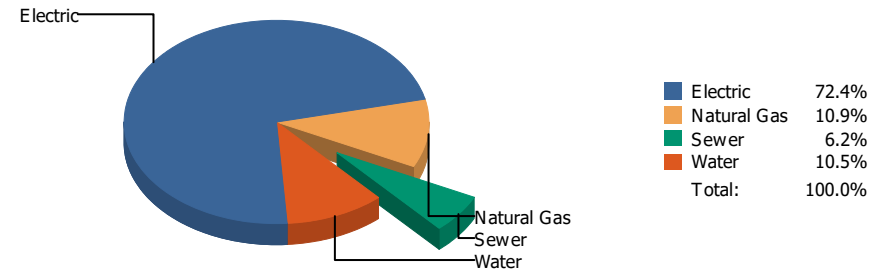
■ Electric 100.0%
Total: 100.0%

Commodity	Common Use	Energy Use	Energy Use / Area	Total Cost	Cost / Unit	Cost / Area
Place: [WESTSIDE] WESTSIDE TRANSPORTATION 951 [BUILDING]						
Area: 4,040 SqFt						
Billing Period: Apr 2021						
ELECTRIC	2,846.00 kWh	9,711 KBtu	2.404 KBtu/SqFt	\$316.60	\$0.111 /kWh	\$0.078 /SqFt
Totals:		9,711 KBtu	2.404 KBtu/SqFt	\$316.60		

Energy

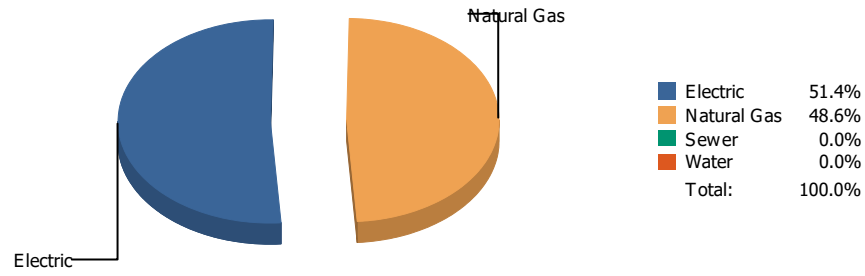


Cost

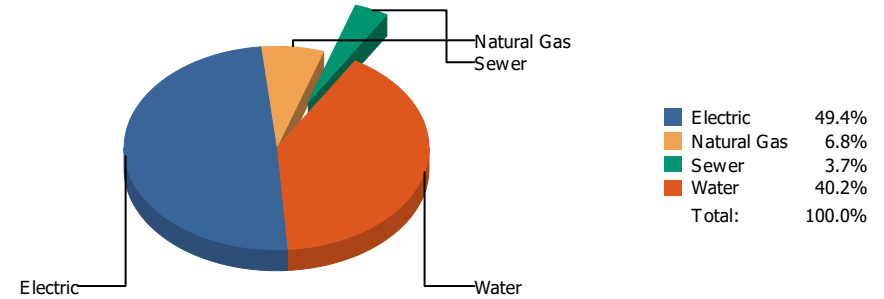


Commodity	Common Use	Energy Use	Energy Use / Area	Total Cost	Cost / Unit	Cost / Area
Place: [W-HILLS] WESTERN HILLS 146 [BUILDING]						
Area: 77,753 SqFt						
Billing Period: Apr 2021						
ELECTRIC	32,160.00 kWh	109,730 KBtu	1.411 KBtu/SqFt	\$4,836.27	\$0.150 /kWh	\$0.062 /SqFt
NATURALGAS	1,232.00 CCF	126,896 KBtu	1.632 KBtu/SqFt	\$730.31	\$0.593 /CCF	\$0.009 /SqFt
SEWER	20.00 CCF			\$411.31	\$20.566 /CCF	\$0.005 /SqFt
WATER	134.00 CCF			\$699.01	\$5.216 /CCF	\$0.009 /SqFt
Totals:		236,626 KBtu	3.043 KBtu/SqFt	\$6,676.90		

Energy

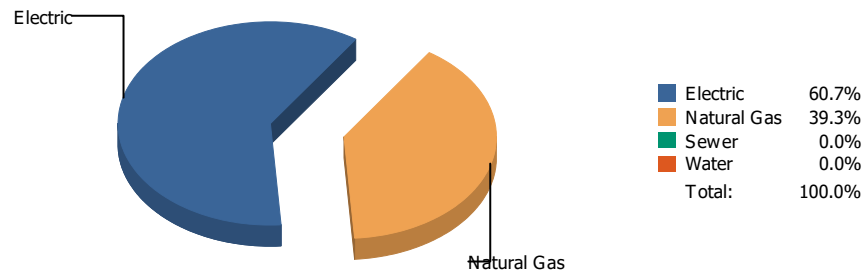


Cost

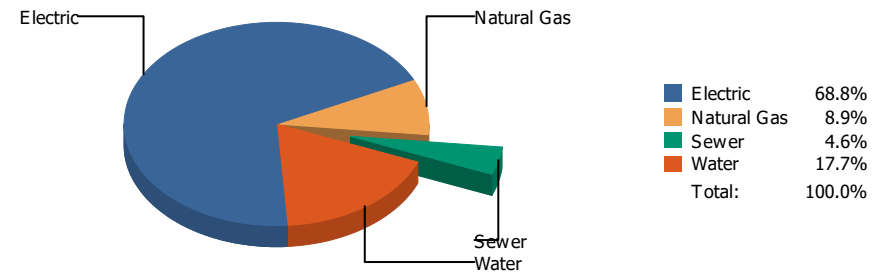


Commodity	Common Use	Energy Use	Energy Use / Area	Total Cost	Cost / Unit	Cost / Area
Place: [WHITAKER] WHITAKER 153 [BUILDING]						
Area: 89,458 SqFt						
Billing Period: Apr 2021						
ELECTRIC	39,240.00 kWh	133,887 KBtu	1.497 KBtu/SqFt	\$5,272.55	\$0.134 /kWh	\$0.059 /SqFt
NATURALGAS	1,231.00 CCF	126,793 KBtu	1.417 KBtu/SqFt	\$724.32	\$0.588 /CCF	\$0.008 /SqFt
SEWER	20.00 CCF			\$390.37	\$19.519 /CCF	\$0.004 /SqFt
WATER	1,249.00 CCF			\$4,295.19	\$3.439 /CCF	\$0.048 /SqFt
Totals:		260,680 KBtu	2.914 KBtu/SqFt	\$10,682.43		

Energy

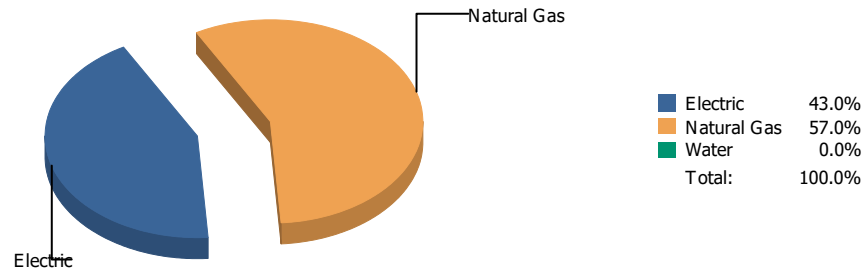


Cost

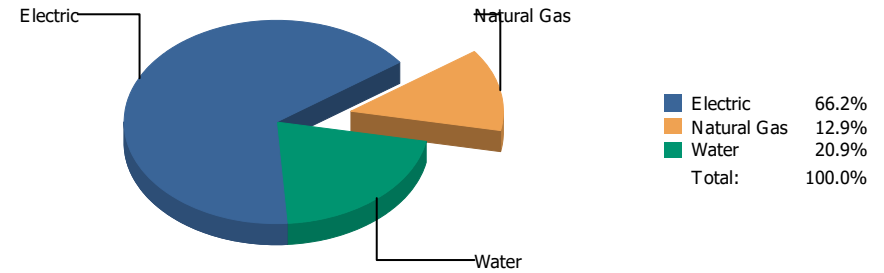


Commodity	Common Use	Energy Use	Energy Use / Area	Total Cost	Cost / Unit	Cost / Area
Place: [WHITE] ZACH WHITE ELEMENTARY NEW-1997 [BUILDING]						
Area: 92,458 SqFt						
Billing Period: Apr 2021						
ELECTRIC	35,700.00 kWh	121,808 KBtu	1.317 KBtu/SqFt	\$5,314.40	\$0.149 /kWh	\$0.057 /SqFt
NATURALGAS	766.00 CCF	78,898 KBtu	0.853 KBtu/SqFt	\$684.91	\$0.894 /CCF	\$0.007 /SqFt
SEWER	64.00 CCF			\$356.58	\$5.572 /CCF	\$0.004 /SqFt
WATER	372.00 CCF			\$1,364.66	\$3.668 /CCF	\$0.015 /SqFt
Totals:		200,706 KBtu	2.171 KBtu/SqFt	\$7,720.55		

Energy



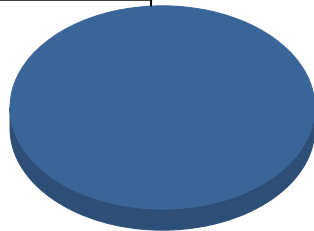
Cost



Commodity	Common Use	Energy Use	Energy Use / Area	Total Cost	Cost / Unit	Cost / Area
Place: [WIGGS] WIGGS 052 [BUILDING]						
Area: 110,689 SqFt						
Billing Period: Apr 2021						
ELECTRIC	25,520.00 kWh	87,074 KBtu	0.787 KBtu/SqFt	\$3,468.21	\$0.136 /kWh	\$0.031 /SqFt
NATURALGAS	1,121.00 CCF	115,463 KBtu	1.043 KBtu/SqFt	\$675.20	\$0.602 /CCF	\$0.006 /SqFt
WATER	240.00 CCF			\$1,092.16	\$4.551 /CCF	\$0.010 /SqFt
Totals:		202,537 KBtu	1.830 KBtu/SqFt	\$5,235.57		

Energy

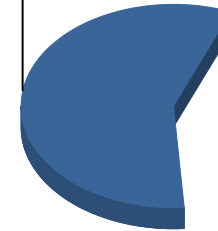
Electric



■ Electric 100.0%
 ■ Natural Gas 0.0%
 Total: 100.0%

Cost

Electric

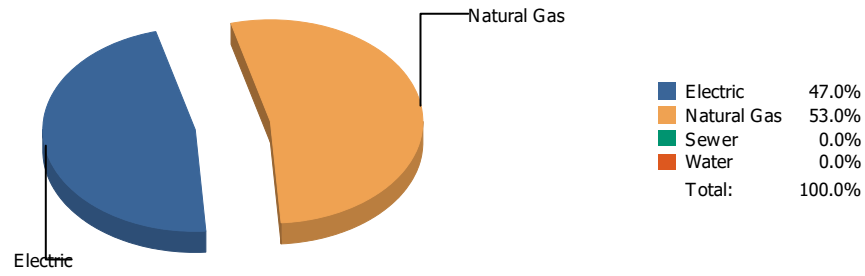


■ Electric 57.1%
 ■ Natural Gas 42.9%
 Total: 100.0%

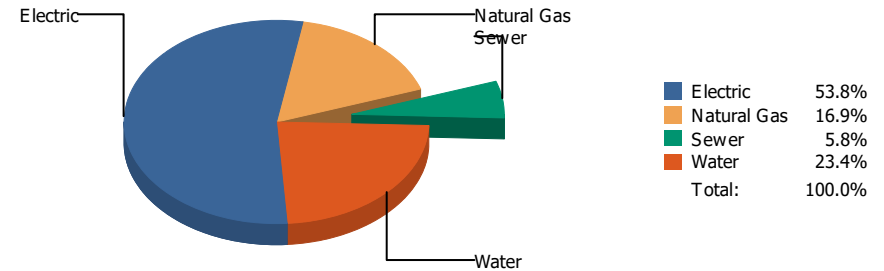
Natural Gas

Commodity	Common Use	Energy Use	Energy Use / Area	Total Cost	Cost / Unit	Cost / Area
Place: [ZANEGREYWAREHOUSE] ZANE GREY WAREHOUSE [BUILDING]						
Area: 0 SqFt						
Billing Period: Apr 2021						
ELECTRIC	817.00 kWh	2,788 KBtu		\$218.14	\$0.267 /kWh	
NATURALGAS	0.00 CCF	0 KBtu		\$163.96	\$0.000 /CCF	
Totals:		2,788 KBtu		\$382.10		

Energy



Cost



Commodity	Common Use	Energy Use	Energy Use / Area	Total Cost	Cost / Unit	Cost / Area
Place: [ZAVALA] ZAVALA 148 [BUILDING] Area: 53,356 SqFt Billing Period: Apr 2021						
ELECTRIC	16,969.00 kWh	57,898 KBtu	1.085 KBtu/SqFt	\$1,641.29	\$0.097 /kWh	\$0.031 /SqFt
NATURALGAS	633.00 CCF	65,199 KBtu	1.222 KBtu/SqFt	\$516.09	\$0.815 /CCF	\$0.010 /SqFt
SEWER	32.00 CCF			\$178.29	\$5.572 /CCF	\$0.003 /SqFt
WATER	130.00 CCF			\$712.64	\$5.482 /CCF	\$0.013 /SqFt
Totals:		123,097 KBtu	2.307 KBtu/SqFt	\$3,048.31		

Requested by: eagarci2

Client version:

Report version: 9

Filters: Meters in Building Name: Not one of ZACH WHITE MODULAR SCHOOL 147;START SCHOOL EARLY 1 DAY VALUE;STADIUM RATE CHANGES;SKY PARK IB1;SKY PARK I 200;SKY PARK;ROOSEVELT 137;REMCON COTTAGES;PARKDALE COTTAGES 957;NORTHEAST BOOK DEPOSITORY 814;NEW COMPUTERS SINCE JUNE 1990;Lighting;HERCULES COTTAGES 141A;CANYON HILLS PORTABLES;Butterfield Trail Warehouse;BRANON COTTAGES 955 ;BLUE FLAME BLDG.;BARCELONA COTTAGES;ALL REFUNDS AND REBATES; ; Bill is Void Equals 0; Account is Active Equals 1; Bill is from External Vendor Equals 1; ; Billing Period Equals Apr 2021

Record count: 0