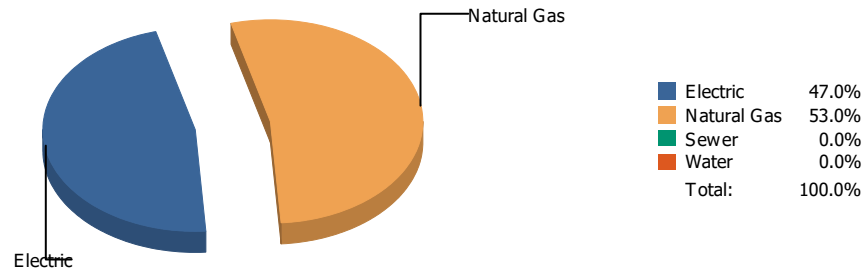
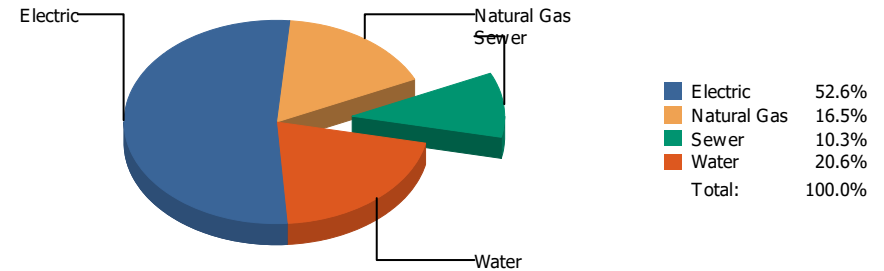


Energy



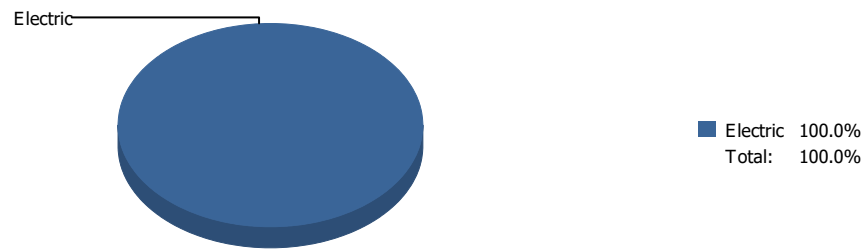
Cost



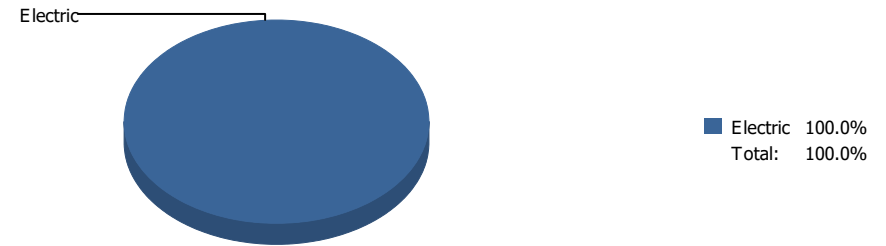
Commodity	Common Use	Energy Use	Energy Use / Area	Total Cost	Cost / Unit	Cost / Area
Place Summary Report						
Area: 10,194,175 SqFt						
Billing Period: Apr 2023						
ELECTRIC	3,962,372.00 kWh	13,519,613 KBtu	1.274 KBtu/SqFt	\$463,669.79	\$0.117 /kWh	\$0.044 /SqFt
NATURALGAS	147,910.00 CCF	15,234,730 KBtu	1.458 KBtu/SqFt	\$145,595.74	\$0.984 /CCF	\$0.014 /SqFt
SEWER	11,129.00 CCF			\$91,262.49	\$8.200 /CCF	\$0.009 /SqFt
WATER	31,470.00 CCF			\$181,307.57	\$5.761 /CCF	\$0.017 /SqFt
Totals:		28,754,343 KBtu	2.732 KBtu/SqFt	\$881,835.59		

* Please note per area calculations only include buildings with a floor area greater than 0.

Energy



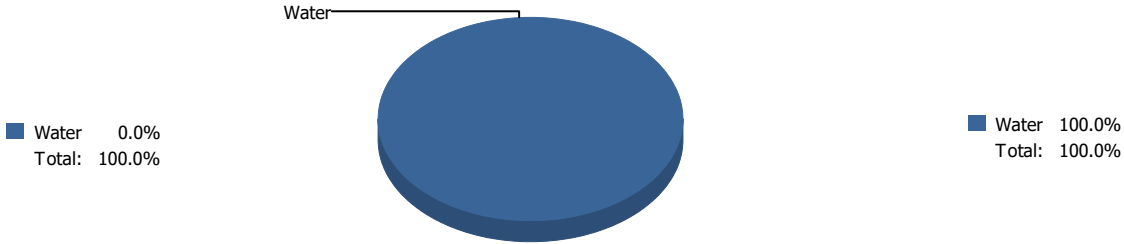
Cost



Commodity	Common Use	Energy Use	Energy Use / Area	Total Cost	Cost / Unit	Cost / Area
Place: [ALAMO] ALAMO 101 [BUILDING] Area: 58,978 SqFt Billing Period: Apr 2023						
ELECTRIC	3,200.00 kWh	10,918 KBtu	0.185 KBtu/SqFt	\$317.83	\$0.099 /kWh	\$0.005 /SqFt
Totals:		10,918 KBtu	0.185 KBtu/SqFt	\$317.83		

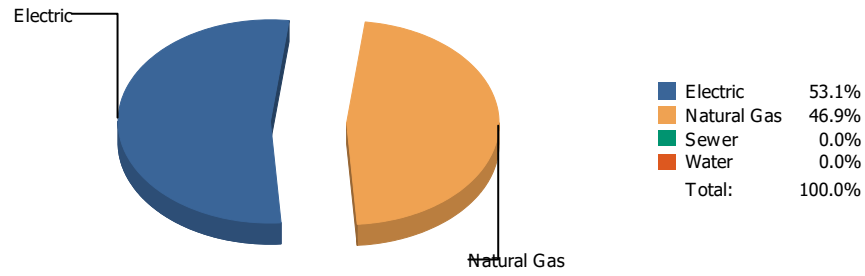
Energy

Cost

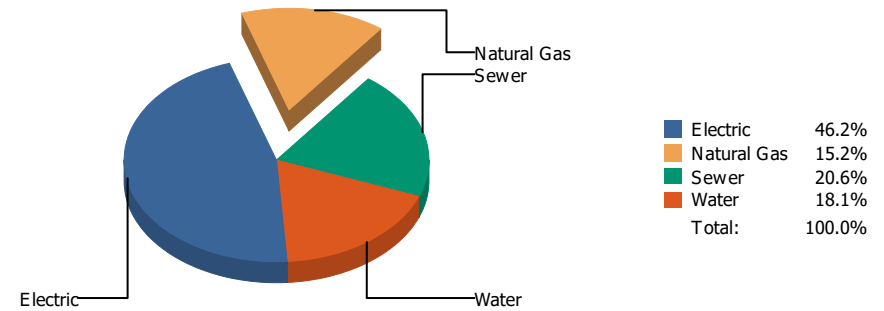


Commodity	Common Use	Energy Use	Energy Use / Area	Total Cost	Cost / Unit	Cost / Area
Place: [ALTA] ALTA VISTA 102 [BUILDING]						
Area: 68,463 SqFt						
Billing Period: Apr 2023						
WATER	0.00 CCF			\$31.18	\$0.000 /CCF	\$0.000 /SqFt
Totals:				\$31.18		

Energy

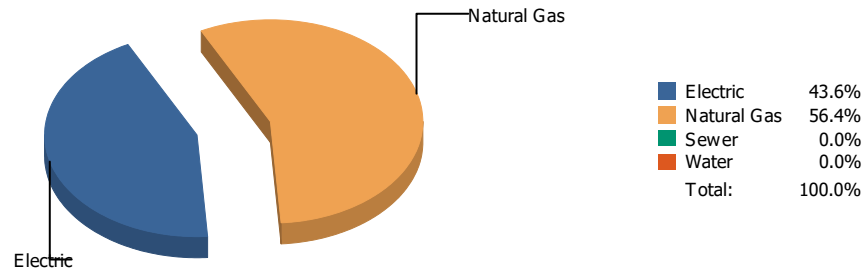


Cost

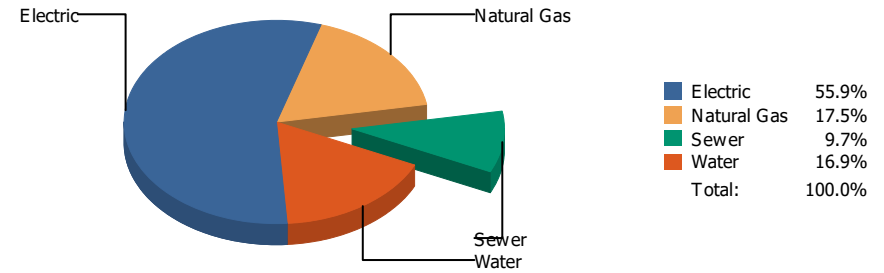


Commodity	Common Use	Energy Use	Energy Use / Area	Total Cost	Cost / Unit	Cost / Area
Place: [ADDRESS] ADDRESS 001 [BUILDING]						
Area: 266,968 SqFt						
Billing Period: Apr 2023						
ELECTRIC	123,651.00 kWh	421,897 KBtu	1.580 KBtu/SqFt	\$14,855.46	\$0.120 /kWh	\$0.055 /SqFt
NATURALGAS	3,615.00 CCF	372,345 KBtu	1.395 KBtu/SqFt	\$4,877.22	\$1.349 /CCF	\$0.018 /SqFt
SEWER	1,346.00 CCF			\$6,627.31	\$4.924 /CCF	\$0.025 /SqFt
WATER	1,500.00 CCF			\$5,818.28	\$3.879 /CCF	\$0.022 /SqFt
Totals:		794,242 KBtu	2.975 KBtu/SqFt	\$32,178.27		

Energy

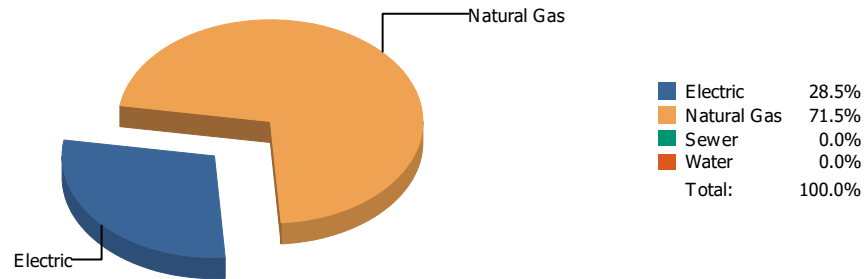


Cost

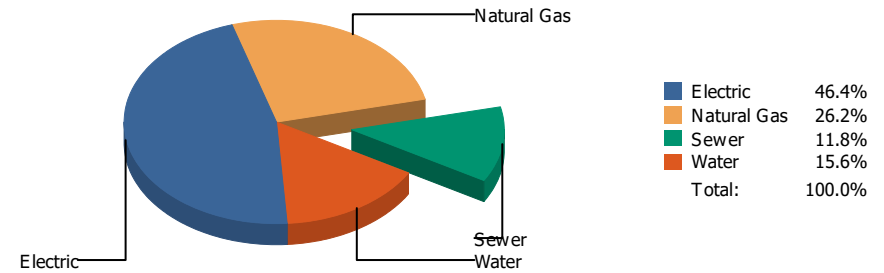


Commodity	Common Use	Energy Use	Energy Use / Area	Total Cost	Cost / Unit	Cost / Area
Place: [AOY] AOY 103 [BUILDING]						
Area: 105,486 SqFt						
Billing Period: Apr 2023						
ELECTRIC	38,043.00 kWh	129,803 KBtu	1.231 KBtu/SqFt	\$4,931.45	\$0.130 /kWh	\$0.047 /SqFt
NATURALGAS	1,629.00 CCF	167,787 KBtu	1.591 KBtu/SqFt	\$1,546.10	\$0.949 /CCF	\$0.015 /SqFt
SEWER	36.00 CCF			\$856.59	\$23.794 /CCF	\$0.008 /SqFt
WATER	130.00 CCF			\$1,492.54	\$11.481 /CCF	\$0.014 /SqFt
Totals:		297,590 KBtu	2.821 KBtu/SqFt	\$8,826.68		

Energy

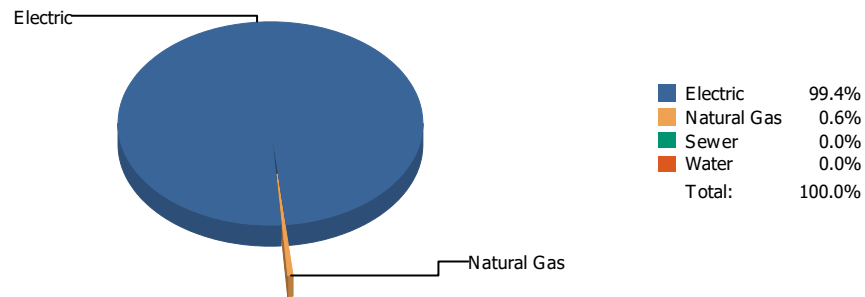


Cost

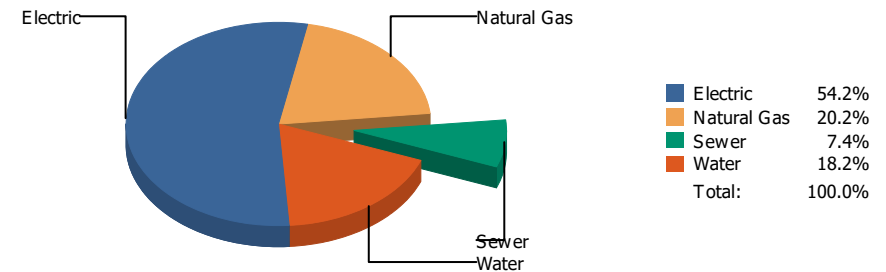


Commodity	Common Use	Energy Use	Energy Use / Area	Total Cost	Cost / Unit	Cost / Area
Place: [AUSTIN] AUSTIN 002 [BUILDING]						
Area: 269,216 SqFt						
Billing Period: Apr 2023						
ELECTRIC	117,888.00 kWh	402,234 KBtu	1.494 KBtu/SqFt	\$13,188.12	\$0.112 /kWh	\$0.049 /SqFt
NATURALGAS	9,808.00 CCF	1,010,224 KBtu	3.752 KBtu/SqFt	\$7,432.93	\$0.758 /CCF	\$0.027 /SqFt
SEWER	447.00 CCF			\$3,363.89	\$7.525 /CCF	\$0.012 /SqFt
WATER	685.00 CCF			\$4,419.29	\$6.452 /CCF	\$0.016 /SqFt
Totals:		1,412,458 KBtu	5.247 KBtu/SqFt	\$28,404.23		

Energy

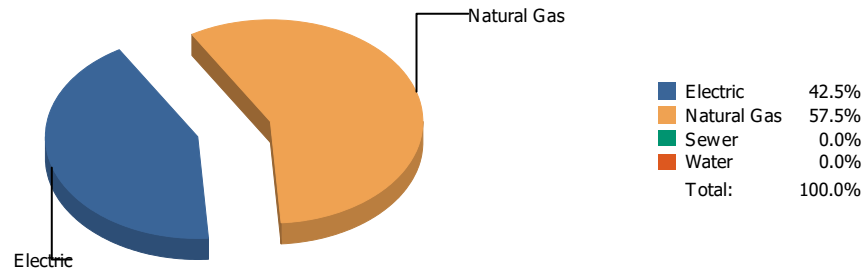


Cost

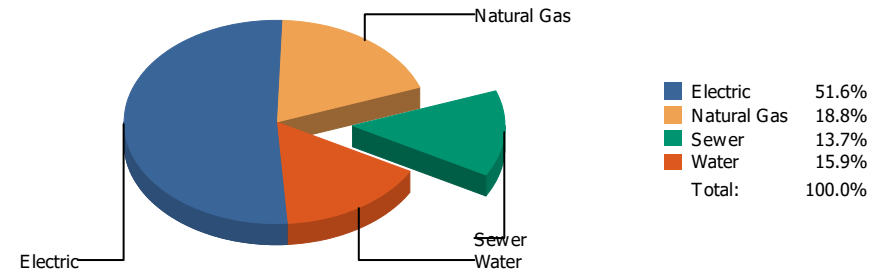


Commodity	Common Use	Energy Use	Energy Use / Area	Total Cost	Cost / Unit	Cost / Area
Place: [BARRONELEMENTARY] BARRON ELEMENTARY 165 [BUILDING]						
Area: 87,818 SqFt						
Billing Period: Apr 2023						
ELECTRIC	52,010.00 kWh	177,458 KBtu	2.021 KBtu/SqFt	\$5,878.57	\$0.113 /kWh	\$0.067 /SqFt
NATURALGAS	10.00 CCF	1,030 KBtu	0.012 KBtu/SqFt	\$2,188.26	\$218.826 /CCF	\$0.025 /SqFt
SEWER	41.00 CCF			\$799.80	\$19.507 /CCF	\$0.009 /SqFt
WATER	318.00 CCF			\$1,971.09	\$6.198 /CCF	\$0.022 /SqFt
Totals:		178,488 KBtu	2.032 KBtu/SqFt	\$10,837.72		

Energy



Cost



Commodity	Common Use	Energy Use	Energy Use / Area	Total Cost	Cost / Unit	Cost / Area
Place: [BASSETT] BASSETT 049 [BUILDING]						
Area: 174,250 SqFt						
Billing Period: Apr 2023						
ELECTRIC	90,200.00 kWh	307,762 KBtu	1.766 KBtu/SqFt	\$9,456.24	\$0.105 /kWh	\$0.054 /SqFt
NATURALGAS	4,047.00 CCF	416,841 KBtu	2.392 KBtu/SqFt	\$3,451.92	\$0.853 /CCF	\$0.020 /SqFt
SEWER	563.00 CCF			\$2,505.41	\$4.450 /CCF	\$0.014 /SqFt
WATER	837.00 CCF			\$2,916.17	\$3.484 /CCF	\$0.017 /SqFt
Totals:		724,603 KBtu	4.158 KBtu/SqFt	\$18,329.74		

Energy

Electric



■ Electric 100.0%
Total: 100.0%

Cost

Electric



■ Electric 100.0%
Total: 100.0%

Commodity	Common Use	Energy Use	Energy Use / Area	Total Cost	Cost / Unit	Cost / Area
Place: [BEALL] BEALL 104 [BUILDING] Area: 74,454 SqFt Billing Period: Apr 2023						
ELECTRIC	1,074.00 kWh	3,664 KBtu	0.049 KBtu/SqFt	\$160.75	\$0.150 /kWh	\$0.002 /SqFt
Totals:		3,664 KBtu	0.049 KBtu/SqFt	\$160.75		

Energy

Electric



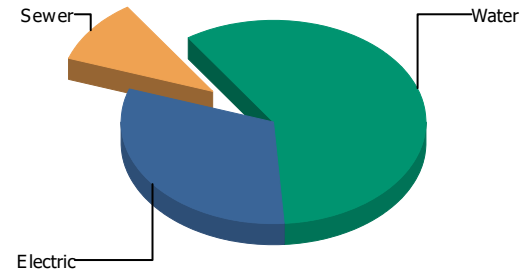
Electric 100.0%
 Sewer 0.0%
 Water 0.0%
 Total: 100.0%

Cost

Sewer

Water

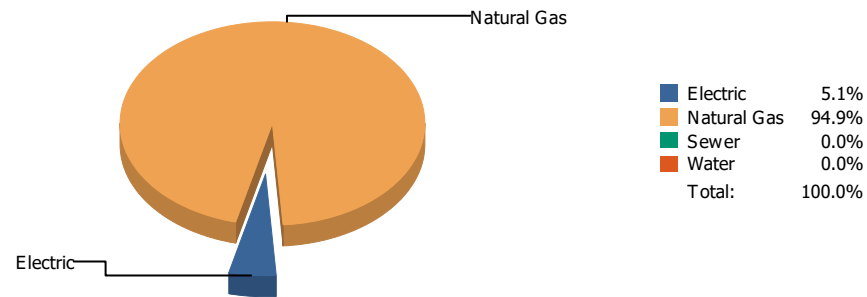
Electric



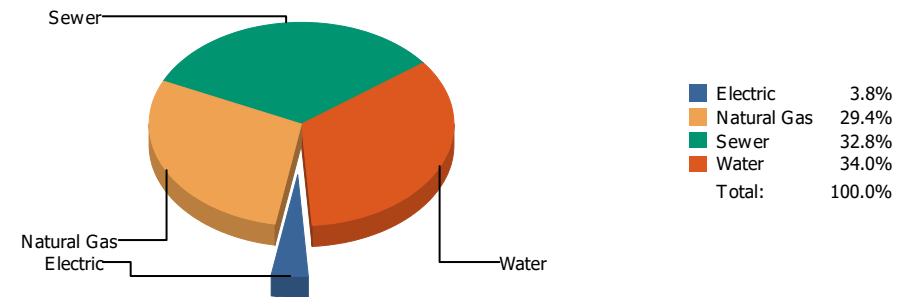
Electric 31.3%
 Sewer 10.3%
 Water 58.4%
 Total: 100.0%

Commodity	Common Use	Energy Use	Energy Use / Area	Total Cost	Cost / Unit	Cost / Area
Place: [BLISS] BLISS 105 [BUILDING] Area: 78,820 SqFt Billing Period: Apr 2023						
ELECTRIC	18,309.00 kWh	62,470 KBtu	0.793 KBtu/SqFt	\$2,107.44	\$0.115 /kWh	\$0.027 /SqFt
SEWER	84.00 CCF			\$694.79	\$8.271 /CCF	\$0.009 /SqFt
WATER	479.00 CCF			\$3,940.75	\$8.227 /CCF	\$0.050 /SqFt
Totals:		62,470 KBtu	0.793 KBtu/SqFt	\$6,742.98		

Energy



Cost



Commodity	Common Use	Energy Use	Energy Use / Area	Total Cost	Cost / Unit	Cost / Area
Place: [BOBBY_JOE_HILL] BOBBY JOE HILL 059 [BUILDING]						
Area: 0 SqFt						
Billing Period: Apr 2023						
ELECTRIC	1,247.00 kWh	4,255 KBtu		\$164.56	\$0.132 /kWh	
NATURALGAS	770.00 CCF	79,310 KBtu		\$1,261.56	\$1.638 /CCF	
SEWER	119.00 CCF			\$1,408.17	\$11.833 /CCF	
WATER	182.00 CCF			\$1,462.84	\$8.038 /CCF	
Totals:		83,565 KBtu		\$4,297.13		

Energy

Electric

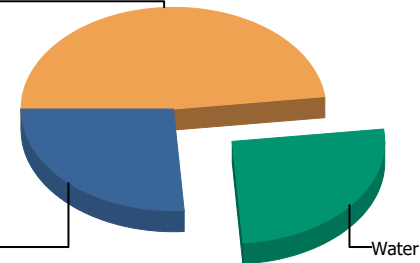


Electric 100.0%
 Sewer 0.0%
 Water 0.0%
 Total: 100.0%

Cost

Sewer

Electric



Electric 26.2%
 Sewer 48.0%
 Water 25.8%
 Total: 100.0%

Commodity	Common Use	Energy Use	Energy Use / Area	Total Cost	Cost / Unit	Cost / Area
Place: [BOND_2] BOND 160 [BUILDING] Area: 89,988 SqFt Billing Period: Apr 2023						
ELECTRIC	2,191.00 kWh	7,476 KBtu	0.083 KBtu/SqFt	\$313.64	\$0.143 /kWh	\$0.003 /SqFt
SEWER	7.00 CCF			\$574.42	\$82.060 /CCF	\$0.006 /SqFt
WATER	20.00 CCF			\$308.50	\$15.425 /CCF	\$0.003 /SqFt
Totals:		7,476 KBtu	0.083 KBtu/SqFt	\$1,196.56		

Energy

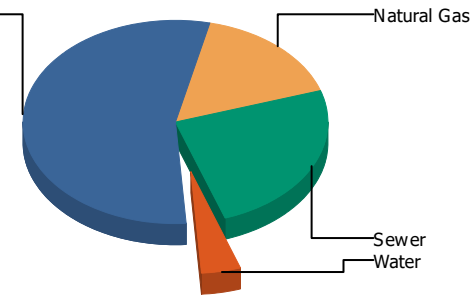
Electric



Electric	100.0%
Natural Gas	0.0%
Sewer	0.0%
Water	0.0%
Total:	100.0%

Cost

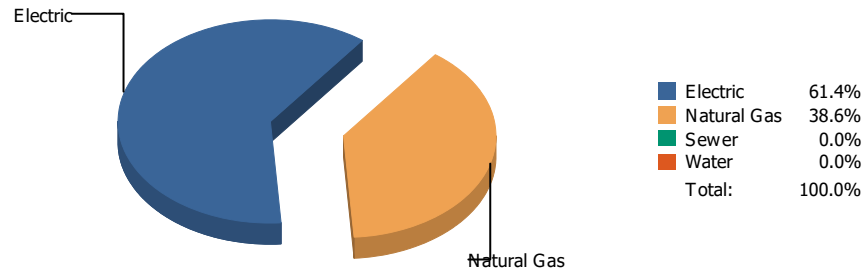
Electric



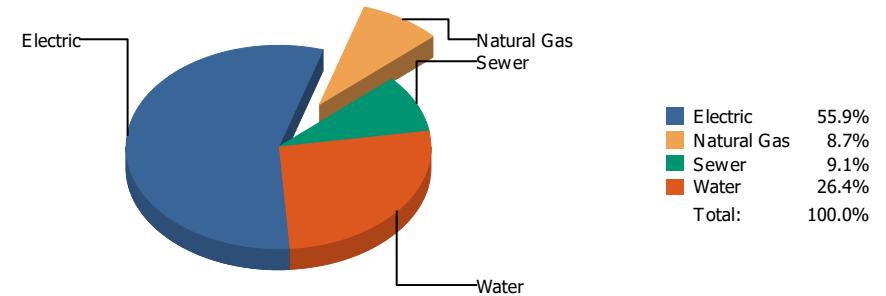
Electric	54.7%
Natural Gas	16.4%
Sewer	24.7%
Water	4.2%
Total:	100.0%

Commodity	Common Use	Energy Use	Energy Use / Area	Total Cost	Cost / Unit	Cost / Area
Place: [BONHAM] BONHAM 106 [BUILDING]						
Area: 53,522 SqFt						
Billing Period: Apr 2023						
ELECTRIC	4,523.00 kWh	15,432 KBtu	0.288 KBtu/SqFt	\$720.74	\$0.159 /kWh	\$0.013 /SqFt
NATURALGAS	0.00 CCF	0 KBtu	0.000 KBtu/SqFt	\$216.04	\$0.000 /CCF	\$0.004 /SqFt
SEWER	5.00 CCF			\$325.24	\$65.048 /CCF	\$0.006 /SqFt
WATER	0.00 CCF			\$55.85	\$0.000 /CCF	\$0.001 /SqFt
Totals:		15,432 KBtu	0.288 KBtu/SqFt	\$1,317.87		

Energy

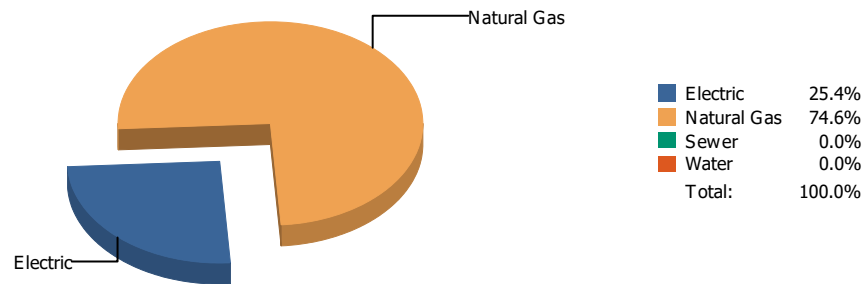


Cost

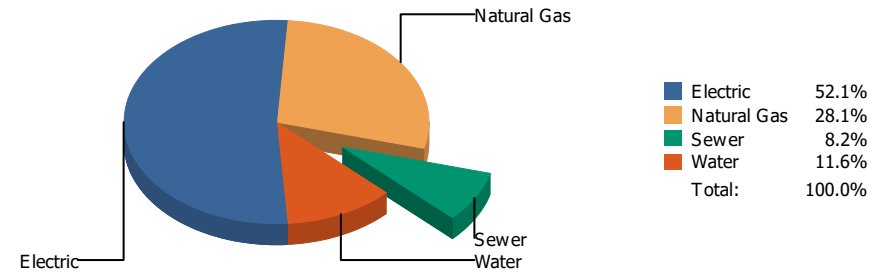


Commodity	Common Use	Energy Use	Energy Use / Area	Total Cost	Cost / Unit	Cost / Area
Place: [BOWIE] BOWIE 003 [BUILDING]						
Area: 282,931 SqFt						
Billing Period: Apr 2023						
ELECTRIC	147,082.00 kWh	501,844 KBtu	1.774 KBtu/SqFt	\$16,305.75	\$0.111 /kWh	\$0.057 /SqFt
NATURALGAS	3,069.00 CCF	316,107 KBtu	1.117 KBtu/SqFt	\$2,528.80	\$0.824 /CCF	\$0.009 /SqFt
SEWER	405.00 CCF			\$2,663.72	\$6.577 /CCF	\$0.009 /SqFt
WATER	1,946.00 CCF			\$7,693.80	\$3.954 /CCF	\$0.027 /SqFt
Totals:		817,951 KBtu	2.891 KBtu/SqFt	\$29,192.07		

Energy

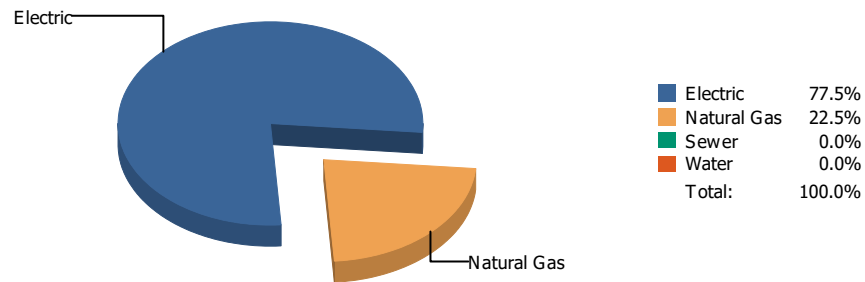


Cost

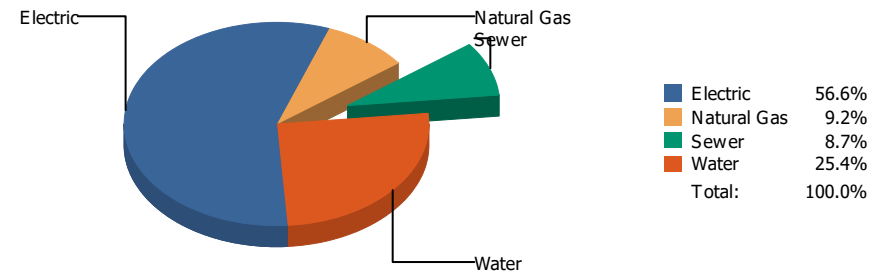


Commodity	Common Use	Energy Use	Energy Use / Area	Total Cost	Cost / Unit	Cost / Area
Place: [BROWN] BROWN MIDDLE SCHOOL 056 [BUILDING]						
Area: 173,263 SqFt						
Billing Period: Apr 2023						
ELECTRIC	54,600.00 kWh	186,295 KBtu	1.075 KBtu/SqFt	\$7,138.27	\$0.131 /kWh	\$0.041 /SqFt
NATURALGAS	5,311.00 CCF	547,033 KBtu	3.157 KBtu/SqFt	\$3,844.44	\$0.724 /CCF	\$0.022 /SqFt
SEWER	143.00 CCF			\$1,121.62	\$7.843 /CCF	\$0.006 /SqFt
WATER	301.00 CCF			\$1,584.63	\$5.265 /CCF	\$0.009 /SqFt
Totals:		733,328 KBtu	4.232 KBtu/SqFt	\$13,688.96		

Energy



Cost



Commodity	Common Use	Energy Use	Energy Use / Area	Total Cost	Cost / Unit	Cost / Area
Place: [BURGES] BURGES 004 [BUILDING]						
Area: 241,219 SqFt						
Billing Period: Apr 2023						
ELECTRIC	115,403.00 kWh	393,755 KBtu	1.632 KBtu/SqFt	\$13,952.98	\$0.121 /kWh	\$0.057 /SqFt
NATURALGAS	1,109.00 CCF	114,227 KBtu	0.474 KBtu/SqFt	\$2,279.65	\$2.056 /CCF	\$0.009 /SqFt
SEWER	195.00 CCF			\$2,153.82	\$11.045 /CCF	\$0.009 /SqFt
WATER	742.00 CCF			\$6,266.86	\$8.446 /CCF	\$0.026 /SqFt
Totals:		507,982 KBtu	2.106 KBtu/SqFt	\$24,653.31		

Energy

Electric



■ Electric 100.0%
Total: 100.0%

Cost

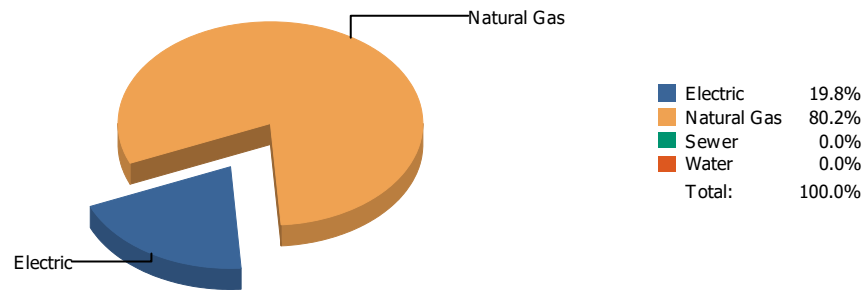
Electric



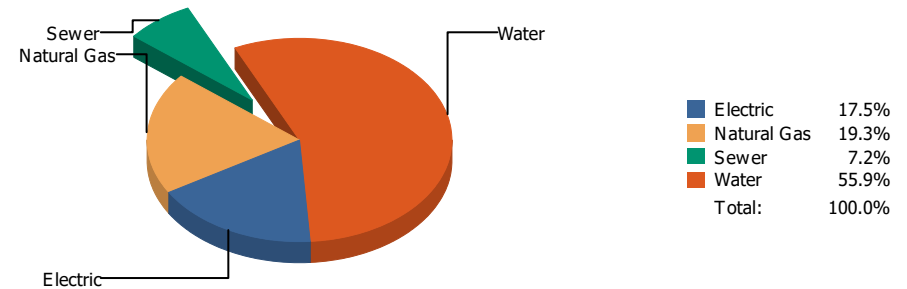
■ Electric 100.0%
Total: 100.0%

Commodity	Common Use	Energy Use	Energy Use / Area	Total Cost	Cost / Unit	Cost / Area
Place: [BURLESON] BURLESON 107 [BUILDING]						
Area: 73,772 SqFt						
Billing Period: Apr 2023						
ELECTRIC	996.00 kWh	3,398 KBtu	0.046 KBtu/SqFt	\$169.06	\$0.170 /kWh	\$0.002 /SqFt
Totals:		3,398 KBtu	0.046 KBtu/SqFt	\$169.06		

Energy

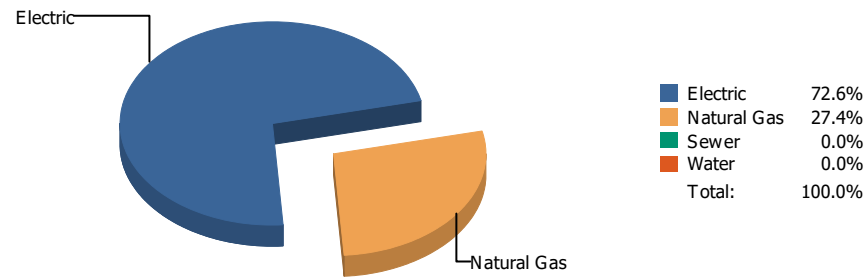


Cost

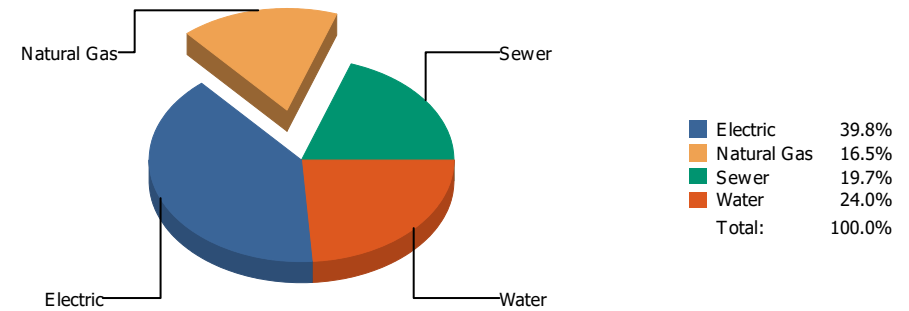


Commodity	Common Use	Energy Use	Energy Use / Area	Total Cost	Cost / Unit	Cost / Area
Place: [BURNET] BURNET 108 [BUILDING]						
Area: 50,520 SqFt						
Billing Period: Apr 2023						
ELECTRIC	8,362.00 kWh	28,531 KBtu	0.565 KBtu/SqFt	\$1,096.41	\$0.131 /kWh	\$0.021 /SqFt
NATURALGAS	1,124.00 CCF	115,772 KBtu	2.292 KBtu/SqFt	\$1,209.74	\$1.076 /CCF	\$0.024 /SqFt
SEWER	29.00 CCF			\$451.00	\$15.552 /CCF	\$0.009 /SqFt
WATER	413.00 CCF			\$3,499.37	\$8.473 /CCF	\$0.069 /SqFt
Totals:		144,303 KBtu	2.856 KBtu/SqFt	\$6,256.52		

Energy

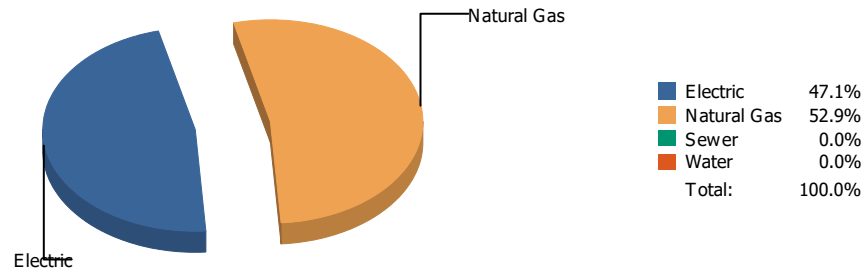


Cost

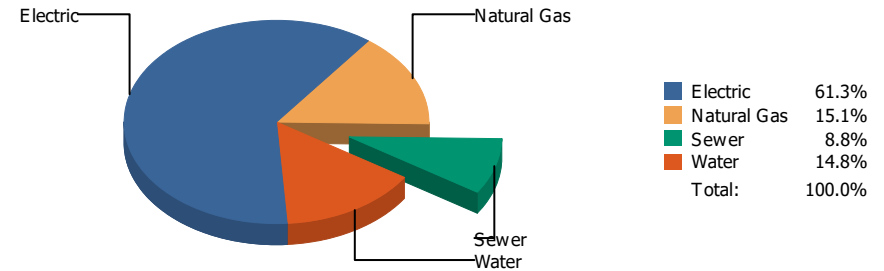


Commodity	Common Use	Energy Use	Energy Use / Area	Total Cost	Cost / Unit	Cost / Area
Place: [CANYON-HILLS] CANYON HILLS 043 [BUILDING]						
Area: 133,149 SqFt						
Billing Period: Apr 2023						
ELECTRIC	35,970.00 kWh	122,730 KBtu	0.922 KBtu/SqFt	\$3,878.89	\$0.108 /kWh	\$0.029 /SqFt
NATURALGAS	449.00 CCF	46,247 KBtu	0.347 KBtu/SqFt	\$1,602.09	\$3.568 /CCF	\$0.012 /SqFt
SEWER	200.00 CCF			\$1,918.16	\$9.591 /CCF	\$0.014 /SqFt
WATER	348.00 CCF			\$2,336.78	\$6.715 /CCF	\$0.018 /SqFt
Totals:		168,977 KBtu	1.269 KBtu/SqFt	\$9,735.92		

Energy

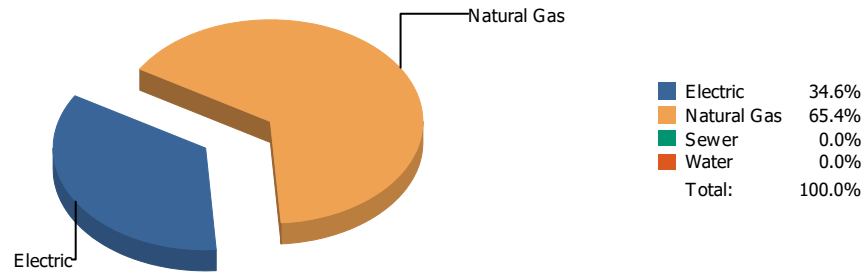


Cost

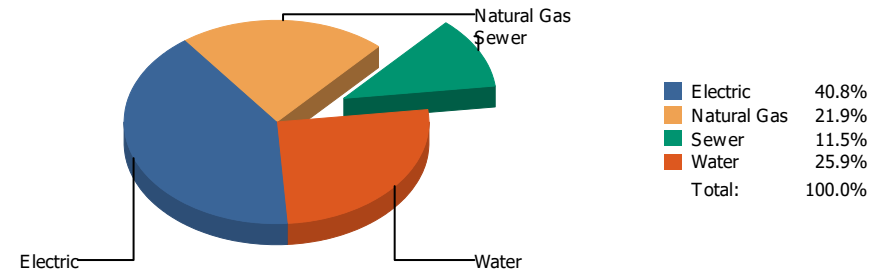


Commodity	Common Use	Energy Use	Energy Use / Area	Total Cost	Cost / Unit	Cost / Area
Place: [CAREER] CAREER AND TECHNOLOGY [BUILDING]						
Area: 146,485 SqFt						
Billing Period: Apr 2023						
ELECTRIC	52,675.00 kWh	179,727 KBtu	1.227 KBtu/SqFt	\$6,292.50	\$0.119 /kWh	\$0.043 /SqFt
NATURALGAS	1,959.00 CCF	201,777 KBtu	1.377 KBtu/SqFt	\$1,554.19	\$0.793 /CCF	\$0.011 /SqFt
SEWER	103.00 CCF			\$902.26	\$8.760 /CCF	\$0.006 /SqFt
WATER	259.00 CCF			\$1,516.47	\$5.855 /CCF	\$0.010 /SqFt
Totals:		381,504 KBtu	2.604 KBtu/SqFt	\$10,265.42		

Energy



Cost



Commodity	Common Use	Energy Use	Energy Use / Area	Total Cost	Cost / Unit	Cost / Area
Place: [CENTRAL_OFFICE_STANTON] CENTRAL OFFICE STANTON [BUILDING]						
Area: 131,287 SqFt						
Billing Period: Apr 2023						
ELECTRIC	21,006.00 kWh	71,672 KBtu	0.546 KBtu/SqFt	\$2,538.46	\$0.121 /kWh	\$0.019 /SqFt
NATURALGAS	1,314.00 CCF	135,342 KBtu	1.031 KBtu/SqFt	\$1,363.08	\$1.037 /CCF	\$0.010 /SqFt
SEWER	35.00 CCF			\$713.38	\$20.382 /CCF	\$0.005 /SqFt
WATER	104.00 CCF			\$1,612.08	\$15.501 /CCF	\$0.012 /SqFt
Totals:		207,014 KBtu	1.577 KBtu/SqFt	\$6,227.00		

Energy

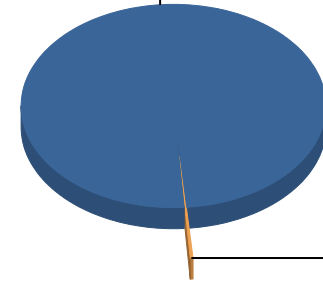
Electric



■ Electric 100.0%
 ■ Water 0.0%
 Total: 100.0%

Cost

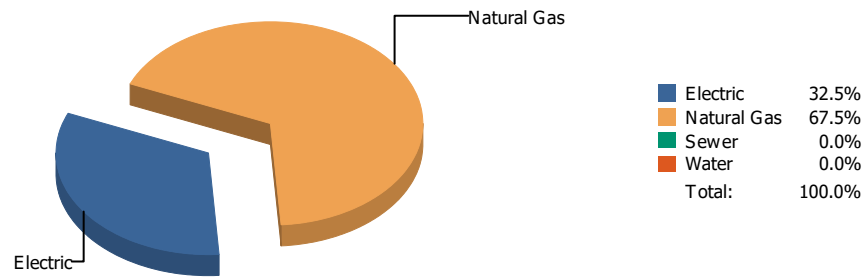
Electric



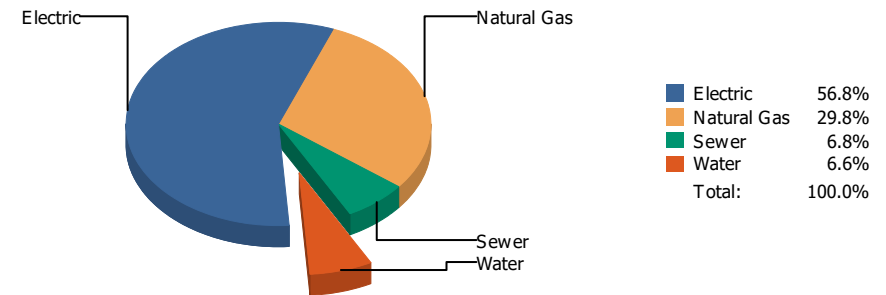
■ Electric 99.6%
 ■ Water 0.4%
 Total: 100.0%

Commodity	Common Use	Energy Use	Energy Use / Area	Total Cost	Cost / Unit	Cost / Area
Place: [CHAPIN] CHAPIN 012 [BUILDING]						
Area: 273,727 SqFt						
Billing Period: Apr 2023						
ELECTRIC	245,020.00 kWh	836,008 KBtu	3.054 KBtu/SqFt	\$23,415.19	\$0.096 /kWh	\$0.085 /SqFt
WATER	0.00 CCF			\$86.52	\$0.000 /CCF	\$0.000 /SqFt
Totals:		836,008 KBtu	3.054 KBtu/SqFt	\$23,501.71		

Energy

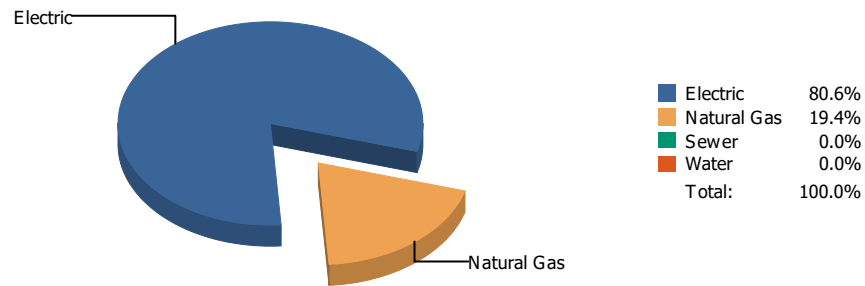


Cost

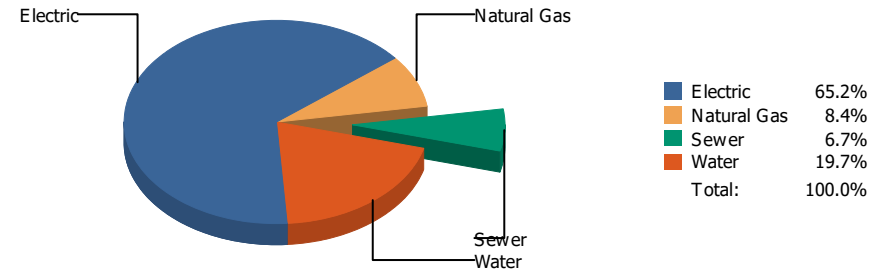


Commodity	Common Use	Energy Use	Energy Use / Area	Total Cost	Cost / Unit	Cost / Area
Place: [CHARLES] H.E. CHARLES 045 [BUILDING]						
Area: 107,867 SqFt						
Billing Period: Apr 2023						
ELECTRIC	46,082.00 kWh	157,232 KBtu	1.458 KBtu/SqFt	\$5,011.34	\$0.109 /kWh	\$0.046 /SqFt
NATURALGAS	3,171.00 CCF	326,613 KBtu	3.028 KBtu/SqFt	\$2,625.68	\$0.828 /CCF	\$0.024 /SqFt
SEWER	5.00 CCF			\$599.98	\$119.996 /CCF	\$0.006 /SqFt
WATER	31.00 CCF			\$580.60	\$18.729 /CCF	\$0.005 /SqFt
Totals:		483,845 KBtu	4.486 KBtu/SqFt	\$8,817.60		

Energy

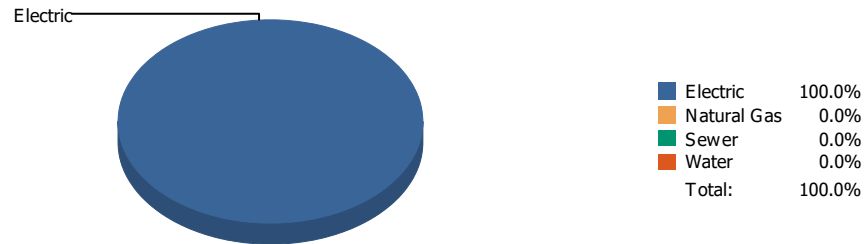


Cost

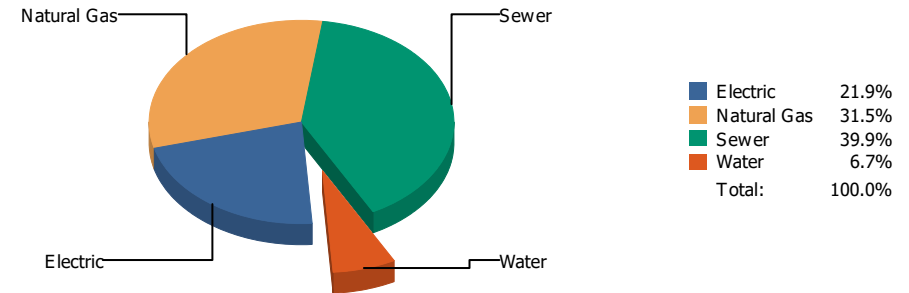


Commodity	Common Use	Energy Use	Energy Use / Area	Total Cost	Cost / Unit	Cost / Area
Place: [CIELO-VISTA] CIELO VISTA 151 [BUILDING]						
Area: 66,034 SqFt						
Billing Period: Apr 2023						
ELECTRIC	31,520.00 kWh	107,546 KBtu	1.629 KBtu/SqFt	\$4,705.52	\$0.149 /kWh	\$0.071 /SqFt
NATURALGAS	252.00 CCF	25,956 KBtu	0.393 KBtu/SqFt	\$606.43	\$2.406 /CCF	\$0.009 /SqFt
SEWER	28.00 CCF			\$483.11	\$17.254 /CCF	\$0.007 /SqFt
WATER	269.00 CCF			\$1,419.31	\$5.276 /CCF	\$0.021 /SqFt
Totals:		133,502 KBtu	2.022 KBtu/SqFt	\$7,214.37		

Energy

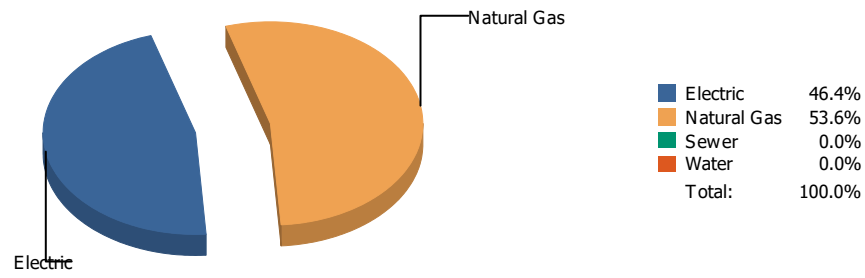


Cost

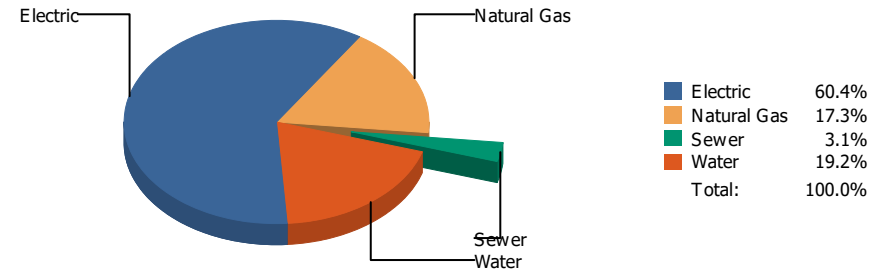


Commodity	Common Use	Energy Use	Energy Use / Area	Total Cost	Cost / Unit	Cost / Area
Place: [CLARDY] CLARDY 109 [BUILDING]						
Area: 70,700 SqFt						
Billing Period: Apr 2023						
ELECTRIC	2,121.00 kWh	7,237 KBtu	0.102 KBtu/SqFt	\$300.28	\$0.142 /kWh	\$0.004 /SqFt
NATURALGAS	0.00 CCF	0 KBtu	0.000 KBtu/SqFt	\$432.08	\$0.000 /CCF	\$0.006 /SqFt
SEWER	0.00 CCF			\$547.96	\$0.000 /CCF	\$0.008 /SqFt
WATER	0.00 CCF			\$91.40	\$0.000 /CCF	\$0.001 /SqFt
Totals:		7,237 KBtu	0.102 KBtu/SqFt	\$1,371.72		

Energy

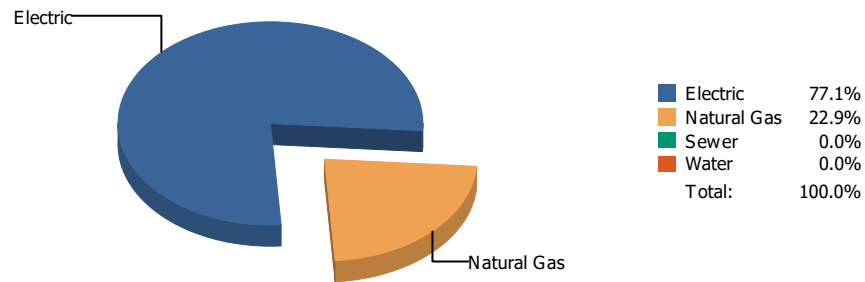


Cost

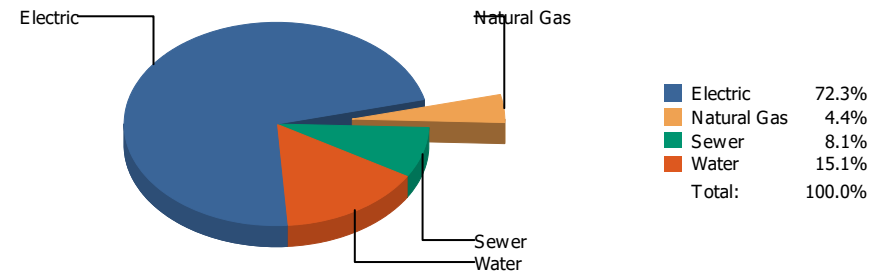


Commodity	Common Use	Energy Use	Energy Use / Area	Total Cost	Cost / Unit	Cost / Area
Place: [CLEDENIN] CLEDENIN 149 [BUILDING] Area: 62,721 SqFt Billing Period: Apr 2023						
ELECTRIC	30,352.00 kWh	103,561 KBtu	1.651 KBtu/SqFt	\$3,558.92	\$0.117 /kWh	\$0.057 /SqFt
NATURALGAS	1,163.00 CCF	119,789 KBtu	1.910 KBtu/SqFt	\$1,020.58	\$0.878 /CCF	\$0.016 /SqFt
SEWER	3.00 CCF			\$182.03	\$60.677 /CCF	\$0.003 /SqFt
WATER	143.00 CCF			\$1,134.45	\$7.933 /CCF	\$0.018 /SqFt
Totals:		223,350 KBtu	3.561 KBtu/SqFt	\$5,895.98		

Energy

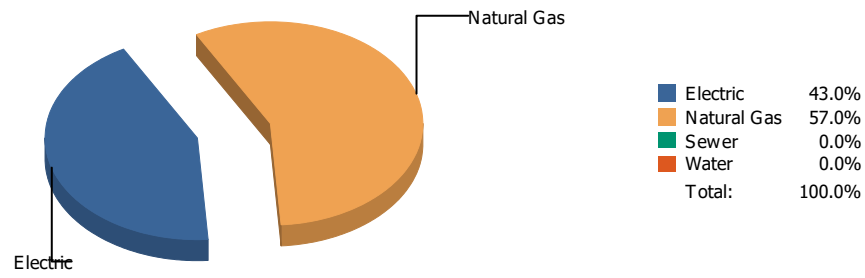


Cost

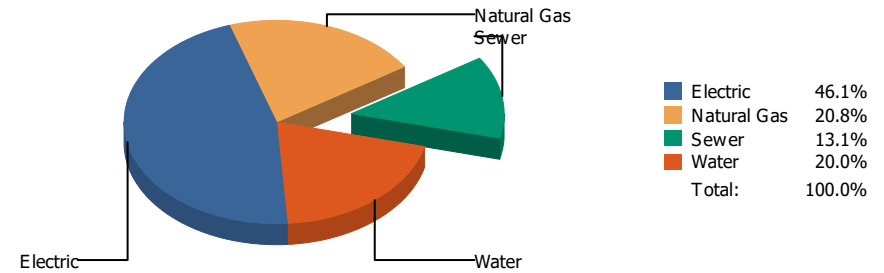


Commodity	Common Use	Energy Use	Energy Use / Area	Total Cost	Cost / Unit	Cost / Area
Place: [COACH_ARCHIE_DURAN] COACH ARCHIE DURAN [BUILDING]						
Area: 0 SqFt						
Billing Period: Apr 2023						
ELECTRIC	51,400.00 kWh	175,377 KBtu		\$6,849.68	\$0.133 /kWh	
NATURALGAS	506.00 CCF	52,118 KBtu		\$419.08	\$0.828 /CCF	
SEWER	49.00 CCF			\$766.30	\$15.639 /CCF	
WATER	156.00 CCF			\$1,433.33	\$9.188 /CCF	
Totals:		227,495 KBtu		\$9,468.39		

Energy

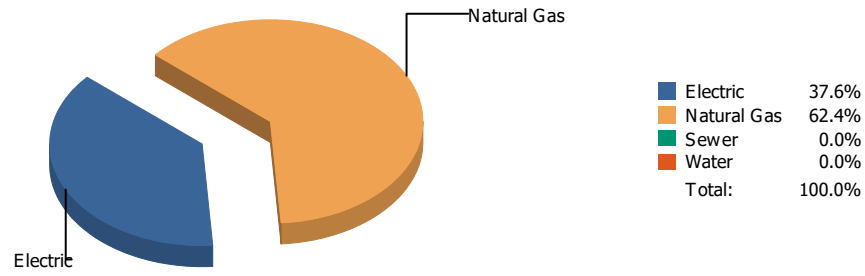


Cost

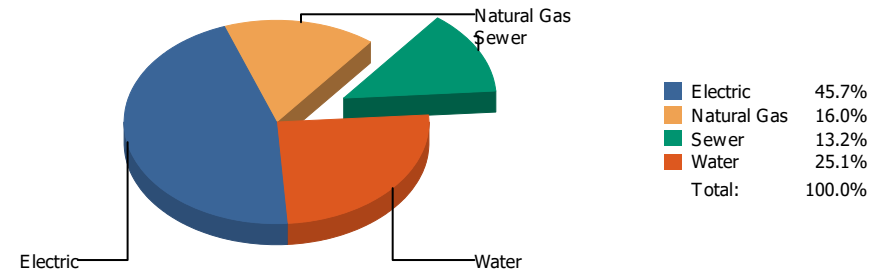


Commodity	Common Use	Energy Use	Energy Use / Area	Total Cost	Cost / Unit	Cost / Area
Place: [COLDWELL] COLDWELL 110 [BUILDING]						
Area: 67,310 SqFt						
Billing Period: Apr 2023						
ELECTRIC	20,670.00 kWh	70,526 KBtu	1.048 KBtu/SqFt	\$2,344.49	\$0.113 /kWh	\$0.035 /SqFt
NATURALGAS	908.00 CCF	93,524 KBtu	1.389 KBtu/SqFt	\$1,060.11	\$1.168 /CCF	\$0.016 /SqFt
SEWER	50.00 CCF			\$666.03	\$13.321 /CCF	\$0.010 /SqFt
WATER	141.00 CCF			\$1,018.11	\$7.221 /CCF	\$0.015 /SqFt
Totals:		164,050 KBtu	2.437 KBtu/SqFt	\$5,088.74		

Energy

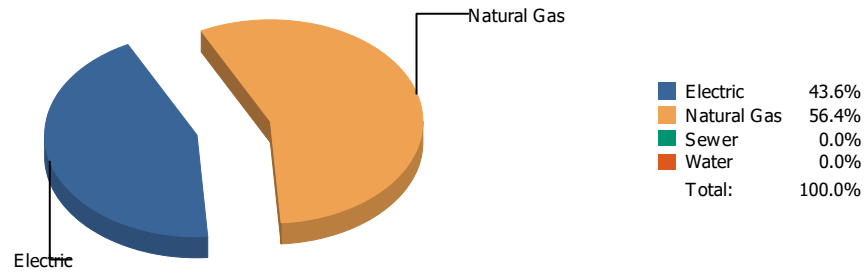


Cost

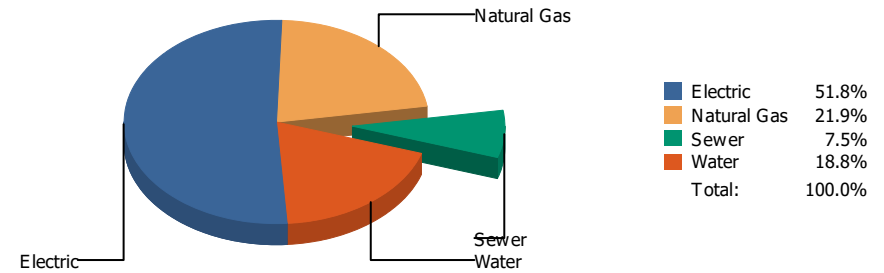


Commodity	Common Use	Energy Use	Energy Use / Area	Total Cost	Cost / Unit	Cost / Area
Place: [COOLEY] COOLEY 111 [BUILDING]						
Area: 95,590 SqFt						
Billing Period: Apr 2023						
ELECTRIC	37,000.00 kWh	126,244 KBtu	1.321 KBtu/SqFt	\$5,188.14	\$0.140 /kWh	\$0.054 /SqFt
NATURALGAS	2,032.00 CCF	209,296 KBtu	2.190 KBtu/SqFt	\$1,820.29	\$0.896 /CCF	\$0.019 /SqFt
SEWER	126.00 CCF			\$1,501.27	\$11.915 /CCF	\$0.016 /SqFt
WATER	431.00 CCF			\$2,852.35	\$6.618 /CCF	\$0.030 /SqFt
Totals:		335,540 KBtu	3.510 KBtu/SqFt	\$11,362.05		

Energy

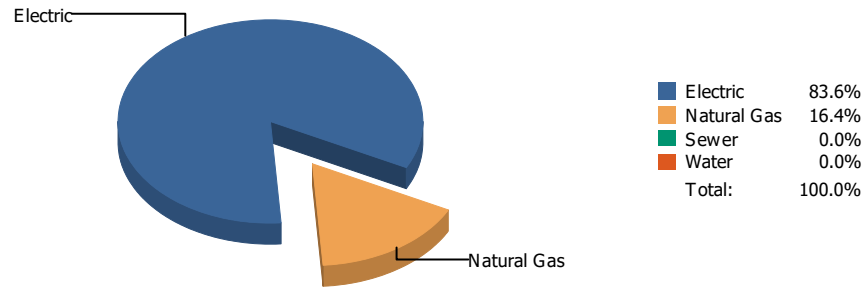


Cost

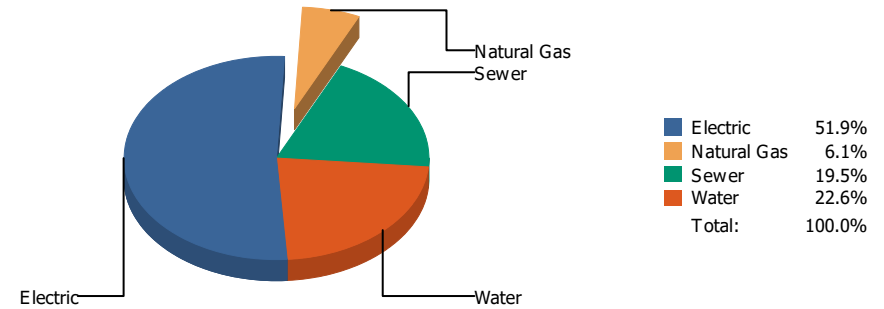


Commodity	Common Use	Energy Use	Energy Use / Area	Total Cost	Cost / Unit	Cost / Area
Place: [CORONADO] CORONADO 005 [BUILDING]						
Area: 406,757 SqFt						
Billing Period: Apr 2023						
ELECTRIC	129,025.00 kWh	440,233 KBtu	1.082 KBtu/SqFt	\$17,273.10	\$0.134 /kWh	\$0.041 /SqFt
NATURALGAS	5,538.00 CCF	570,414 KBtu	1.402 KBtu/SqFt	\$7,306.58	\$1.319 /CCF	\$0.017 /SqFt
SEWER	441.00 CCF			\$2,501.88	\$5.673 /CCF	\$0.006 /SqFt
WATER	1,826.00 CCF			\$6,287.39	\$3.443 /CCF	\$0.015 /SqFt
Totals:		1,010,647 KBtu	2.485 KBtu/SqFt	\$33,368.95		

Energy

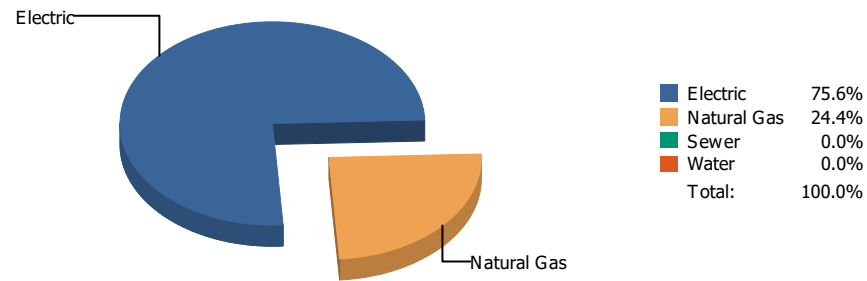


Cost

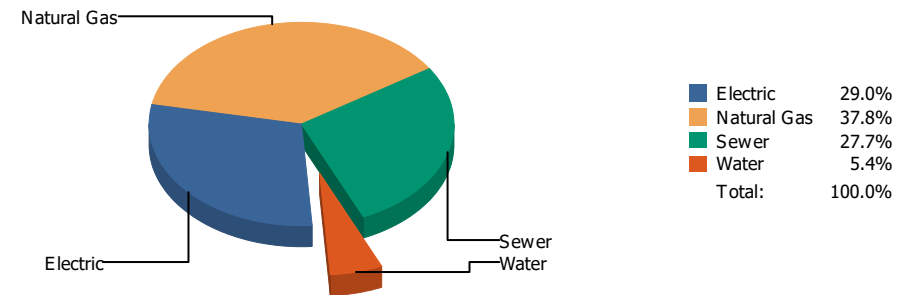


Commodity	Common Use	Energy Use	Energy Use / Area	Total Cost	Cost / Unit	Cost / Area
Place: [CROCKETT_1] CROCKETT 112 [BUILDING] Area: 92,585 SqFt Billing Period: Apr 2023						
ELECTRIC	17,397.00 kWh	59,359 KBtu	0.641 KBtu/SqFt	\$2,501.23	\$0.144 /kWh	\$0.027 /SqFt
NATURALGAS	113.00 CCF	11,639 KBtu	0.126 KBtu/SqFt	\$294.35	\$2.605 /CCF	\$0.003 /SqFt
SEWER	113.00 CCF			\$939.21	\$8.312 /CCF	\$0.010 /SqFt
WATER	119.00 CCF			\$1,087.69	\$9.140 /CCF	\$0.012 /SqFt
Totals:		70,998 KBtu	0.767 KBtu/SqFt	\$4,822.48		

Energy

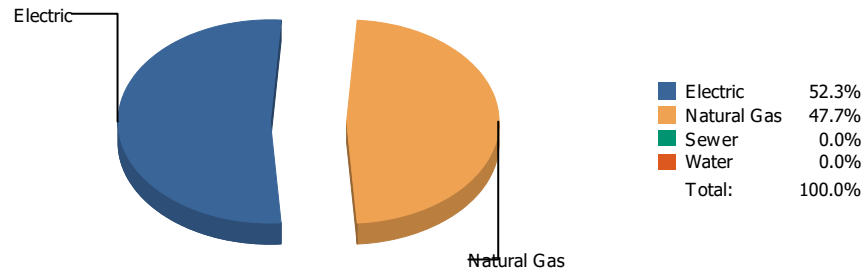


Cost

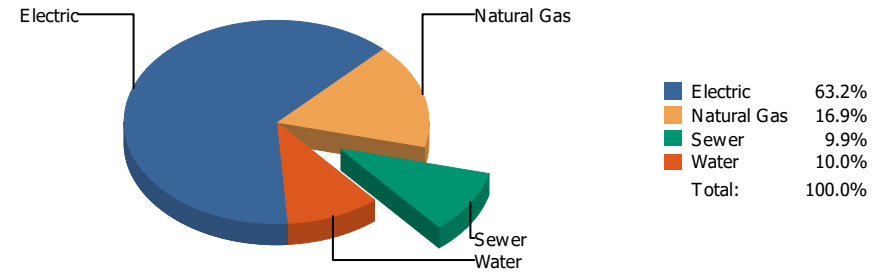


Commodity	Common Use	Energy Use	Energy Use / Area	Total Cost	Cost / Unit	Cost / Area
Place: [CROSBY] CROSBY 113 [BUILDING]						
Area: 83,100 SqFt						
Billing Period: Apr 2023						
ELECTRIC	4,680.00 kWh	15,968 KBtu	0.192 KBtu/SqFt	\$358.07	\$0.077 /kWh	\$0.004 /SqFt
NATURALGAS	50.00 CCF	5,150 KBtu	0.062 KBtu/SqFt	\$466.67	\$9.333 /CCF	\$0.006 /SqFt
SEWER	0.00 CCF			\$341.38	\$0.000 /CCF	\$0.004 /SqFt
WATER	2.00 CCF			\$67.14	\$33.570 /CCF	\$0.001 /SqFt
Totals:		21,118 KBtu	0.254 KBtu/SqFt	\$1,233.26		

Energy

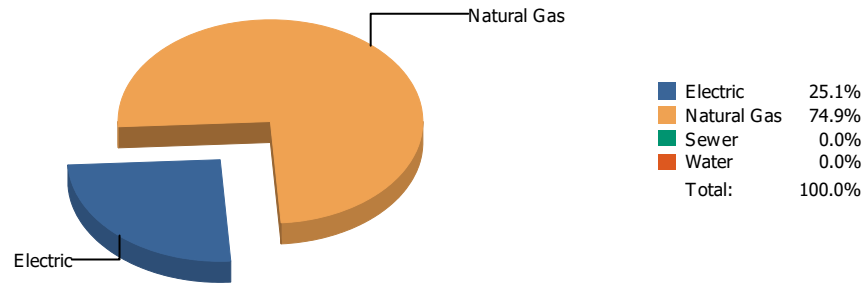


Cost

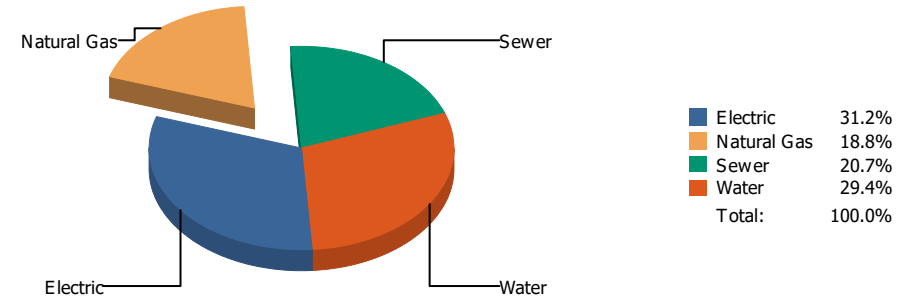


Commodity	Common Use	Energy Use	Energy Use / Area	Total Cost	Cost / Unit	Cost / Area
Place: [DELTA_OPERATIONS_CENTER_] DELTA OPERATIONS CENTER [BUILDING]						
Area: 0 SqFt						
Billing Period: Apr 2023						
ELECTRIC	42,240.00 kWh	144,123 KBtu		\$3,475.71	\$0.082 /kWh	
NATURALGAS	1,275.00 CCF	131,325 KBtu		\$928.59	\$0.728 /CCF	
SEWER	44.00 CCF			\$543.59	\$12.354 /CCF	
WATER	63.00 CCF			\$551.18	\$8.749 /CCF	
Totals:		275,448 KBtu		\$5,499.07		

Energy

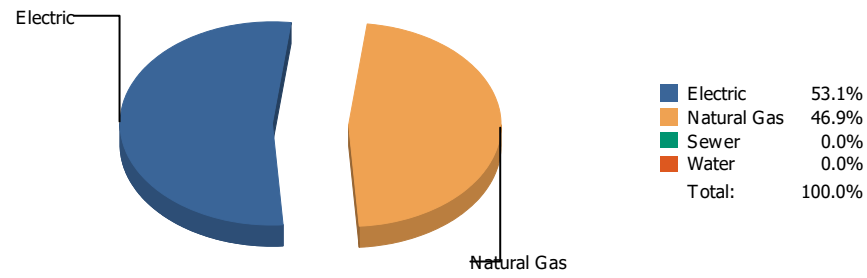


Cost

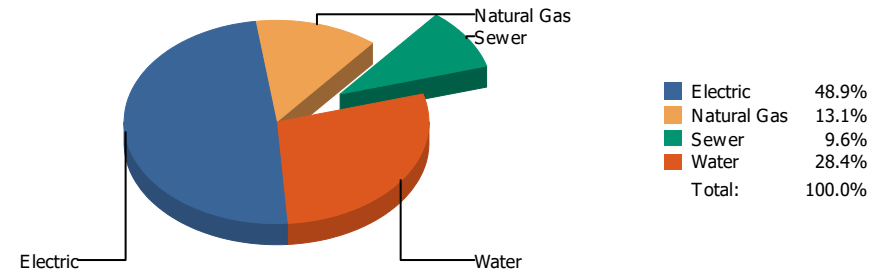


Commodity	Common Use	Energy Use	Energy Use / Area	Total Cost	Cost / Unit	Cost / Area
Place: [DONHASKINSPK8] DON HASKINS PK-8 051 [BUILDING]						
Area: 163,678 SqFt						
Billing Period: Apr 2023						
ELECTRIC	38,825.00 kWh	132,471 KBtu	0.809 KBtu/SqFt	\$4,704.26	\$0.121 /kWh	\$0.029 /SqFt
NATURALGAS	3,830.00 CCF	394,490 KBtu	2.410 KBtu/SqFt	\$2,832.62	\$0.740 /CCF	\$0.017 /SqFt
SEWER	490.00 CCF			\$3,129.49	\$6.387 /CCF	\$0.019 /SqFt
WATER	639.00 CCF			\$4,431.68	\$6.935 /CCF	\$0.027 /SqFt
Totals:		526,961 KBtu	3.219 KBtu/SqFt	\$15,098.05		

Energy

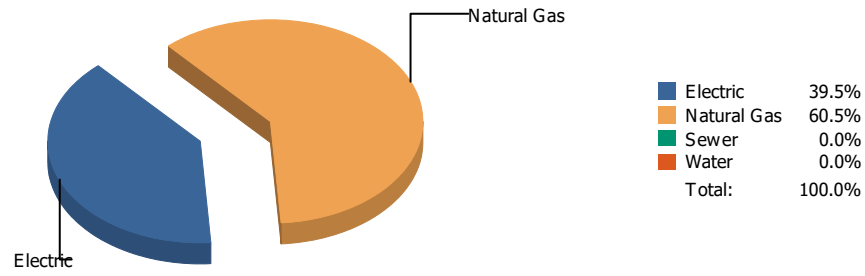


Cost

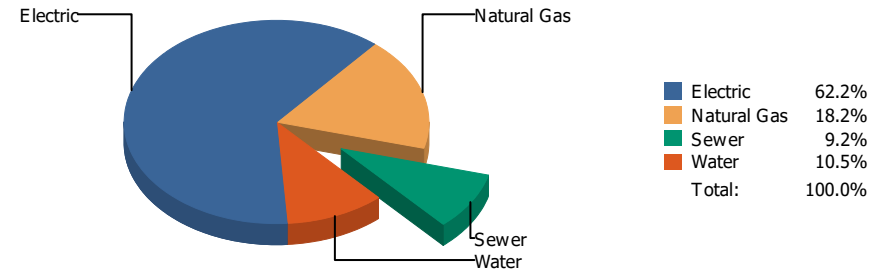


Commodity	Common Use	Energy Use	Energy Use / Area	Total Cost	Cost / Unit	Cost / Area
Place: [DOUGLASS] DOUGLASS 114 [BUILDING]						
Area: 86,903 SqFt						
Billing Period: Apr 2023						
ELECTRIC	44,097.00 kWh	150,459 KBtu	1.731 KBtu/SqFt	\$4,893.58	\$0.111 /kWh	\$0.056 /SqFt
NATURALGAS	1,291.00 CCF	132,973 KBtu	1.530 KBtu/SqFt	\$1,314.08	\$1.018 /CCF	\$0.015 /SqFt
SEWER	129.00 CCF			\$958.31	\$7.429 /CCF	\$0.011 /SqFt
WATER	447.00 CCF			\$2,839.95	\$6.353 /CCF	\$0.033 /SqFt
Totals:		283,432 KBtu	3.261 KBtu/SqFt	\$10,005.92		

Energy

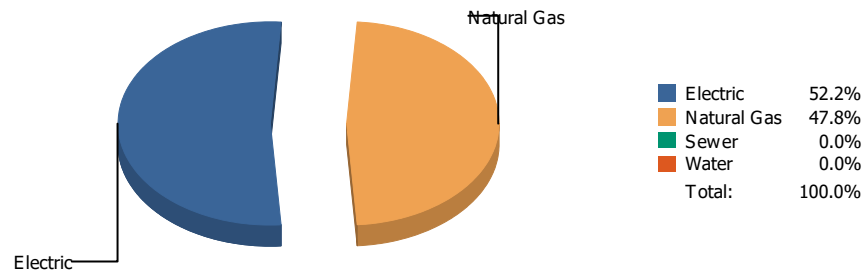


Cost

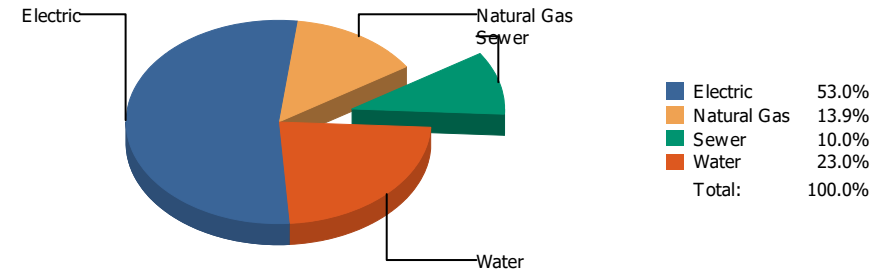


Commodity	Common Use	Energy Use	Energy Use / Area	Total Cost	Cost / Unit	Cost / Area
Place: [DRHORNEDOMIDDLESCHOOL_1] DR. HORNEDO MIDDLE SCHOOL 058 [BUILDING]						
Area: 184,871 SqFt						
Billing Period: Apr 2023						
ELECTRIC	65,400.00 kWh	223,145 KBtu	1.207 KBtu/SqFt	\$8,483.85	\$0.130 /kWh	\$0.046 /SqFt
NATURALGAS	3,314.00 CCF	341,342 KBtu	1.846 KBtu/SqFt	\$2,480.09	\$0.748 /CCF	\$0.013 /SqFt
SEWER	178.00 CCF			\$1,253.92	\$7.044 /CCF	\$0.007 /SqFt
WATER	287.00 CCF			\$1,425.85	\$4.968 /CCF	\$0.008 /SqFt
Totals:		564,487 KBtu	3.053 KBtu/SqFt	\$13,643.71		

Energy



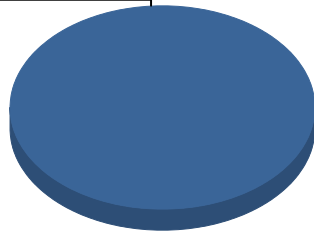
Cost



Commodity	Common Use	Energy Use	Energy Use / Area	Total Cost	Cost / Unit	Cost / Area
Place: [EL-PASO-HIGH] EL PASO HIGH 006 [BUILDING] Area: 236,062 SqFt Billing Period: Apr 2023						
ELECTRIC	111,734.00 kWh	381,236 KBtu	1.615 KBtu/SqFt	\$15,422.64	\$0.138 /kWh	\$0.065 /SqFt
NATURALGAS	3,396.00 CCF	349,788 KBtu	1.482 KBtu/SqFt	\$4,048.14	\$1.192 /CCF	\$0.017 /SqFt
SEWER	417.00 CCF			\$2,909.41	\$6.977 /CCF	\$0.012 /SqFt
WATER	1,155.00 CCF			\$6,703.28	\$5.804 /CCF	\$0.028 /SqFt
Totals:		731,024 KBtu	3.097 KBtu/SqFt	\$29,083.47		

Energy

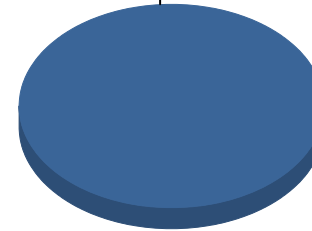
Electric



■ Electric 100.0%
Total: 100.0%

Cost

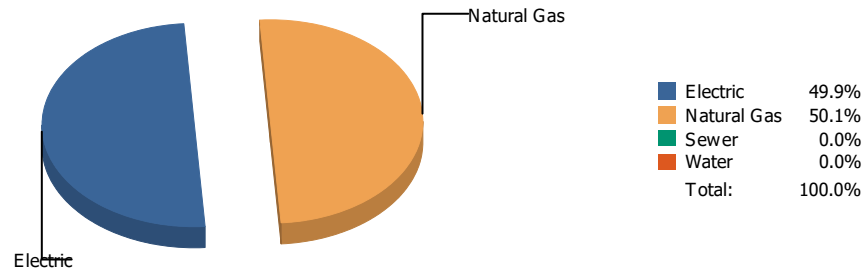
Electric



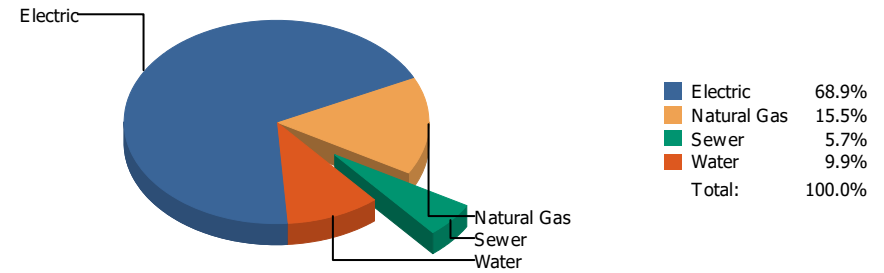
■ Electric 100.0%
Total: 100.0%

Commodity	Common Use	Energy Use	Energy Use / Area	Total Cost	Cost / Unit	Cost / Area
Place: [FANNIN] FANNIN 116 [BUILDING]						
Area: 73,291 SqFt						
Billing Period: Apr 2023						
ELECTRIC	2,900.00 kWh	9,895 KBtu	0.135 KBtu/SqFt	\$378.58	\$0.131 /kWh	\$0.005 /SqFt
Totals:		9,895 KBtu	0.135 KBtu/SqFt	\$378.58		

Energy

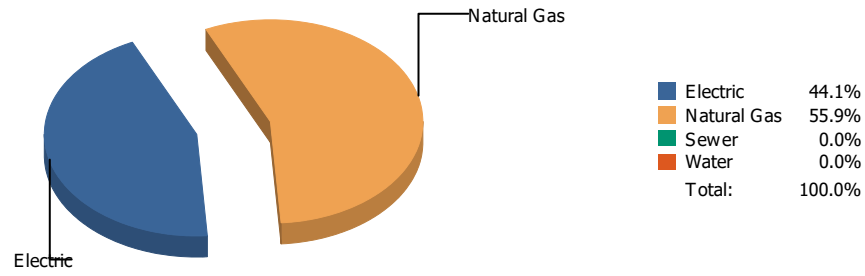


Cost

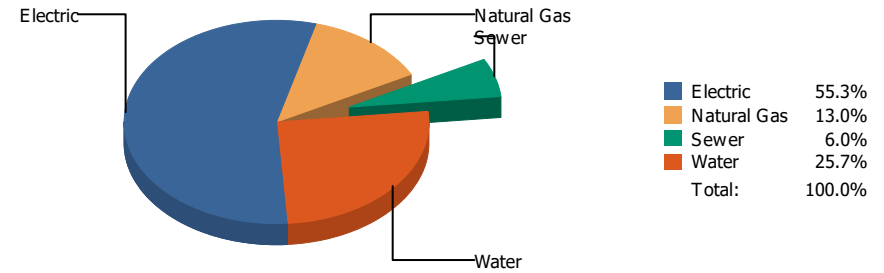


Commodity	Common Use	Energy Use	Energy Use / Area	Total Cost	Cost / Unit	Cost / Area
Place: [FRANKLIN] FRANKLIN HIGH SCHOOL 010 [BUILDING]						
Area: 329,377 SqFt						
Billing Period: Apr 2023						
ELECTRIC	138,831.00 kWh	473,691 KBtu	1.438 KBtu/SqFt	\$15,881.39	\$0.114 /kWh	\$0.048 /SqFt
NATURALGAS	4,609.00 CCF	474,727 KBtu	1.441 KBtu/SqFt	\$3,580.78	\$0.777 /CCF	\$0.011 /SqFt
SEWER	196.00 CCF			\$1,321.96	\$6.745 /CCF	\$0.004 /SqFt
WATER	432.00 CCF			\$2,279.40	\$5.276 /CCF	\$0.007 /SqFt
Totals:		948,418 KBtu	2.879 KBtu/SqFt	\$23,063.53		

Energy

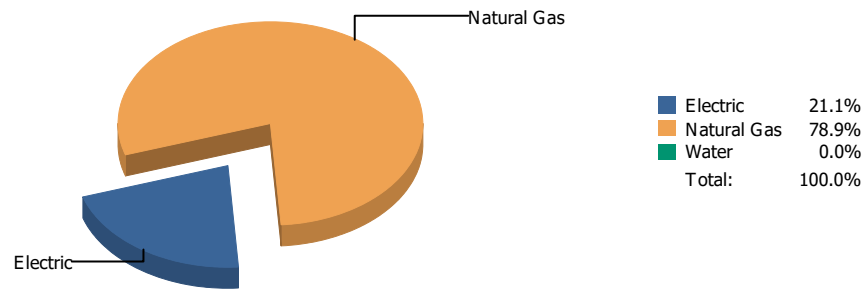


Cost

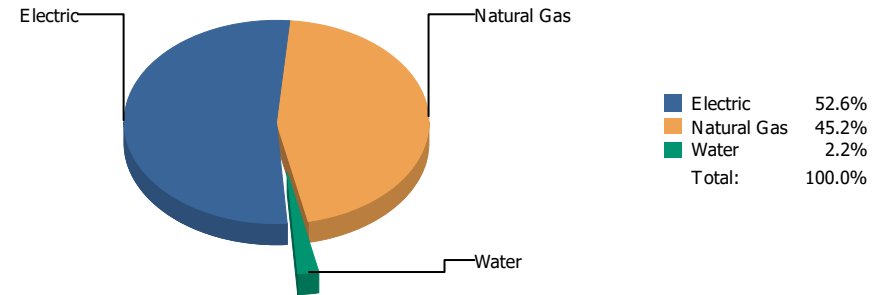


Commodity	Common Use	Energy Use	Energy Use / Area	Total Cost	Cost / Unit	Cost / Area
Place: [FRANKLIN9THGRADECENTER_2] FRANKLIN 9TH GRADE CENTER 053 [BUILDING]						
Area: 193,158 SqFt						
Billing Period: Apr 2023						
ELECTRIC	68,830.00 kWh	234,848 KBtu	1.216 KBtu/SqFt	\$9,327.57	\$0.136 /kWh	\$0.048 /SqFt
NATURALGAS	2,894.00 CCF	298,082 KBtu	1.543 KBtu/SqFt	\$2,193.18	\$0.758 /CCF	\$0.011 /SqFt
SEWER	112.00 CCF			\$1,004.44	\$8.968 /CCF	\$0.005 /SqFt
WATER	1,316.00 CCF			\$4,327.18	\$3.288 /CCF	\$0.022 /SqFt
Totals:		532,930 KBtu	2.759 KBtu/SqFt	\$16,852.37		

Energy

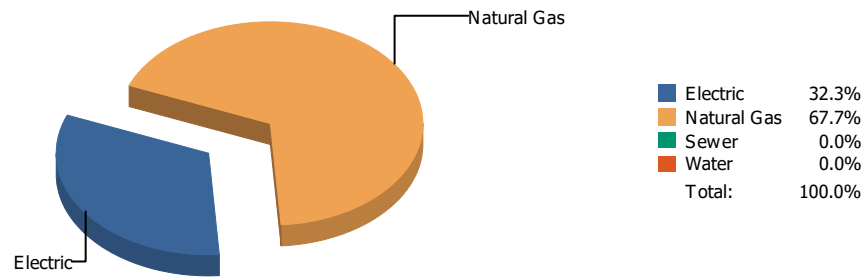


Cost

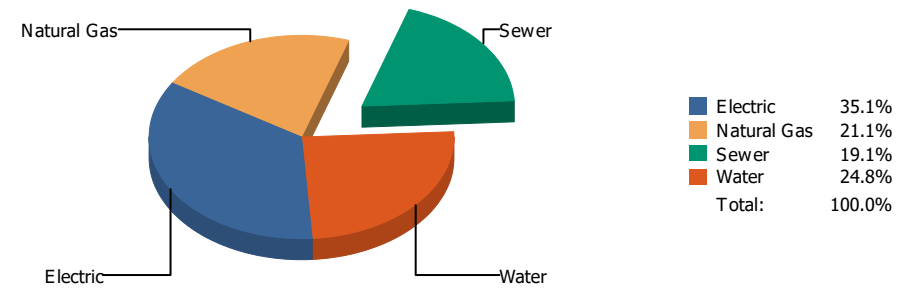


Commodity	Common Use	Energy Use	Energy Use / Area	Total Cost	Cost / Unit	Cost / Area
Place: [GAMBLE] JAMES GAMBLE WAREHOUSE [BUILDING]						
Area: 53,241 SqFt						
Billing Period: Apr 2023						
ELECTRIC	14,500.00 kWh	49,474 KBtu	0.929 KBtu/SqFt	\$1,696.62	\$0.117 /kWh	\$0.032 /SqFt
NATURALGAS	1,796.00 CCF	184,988 KBtu	3.475 KBtu/SqFt	\$1,458.71	\$0.812 /CCF	\$0.027 /SqFt
WATER	0.00 CCF			\$72.09	\$0.000 /CCF	\$0.001 /SqFt
Totals:		234,462 KBtu	4.404 KBtu/SqFt	\$3,227.42		

Energy

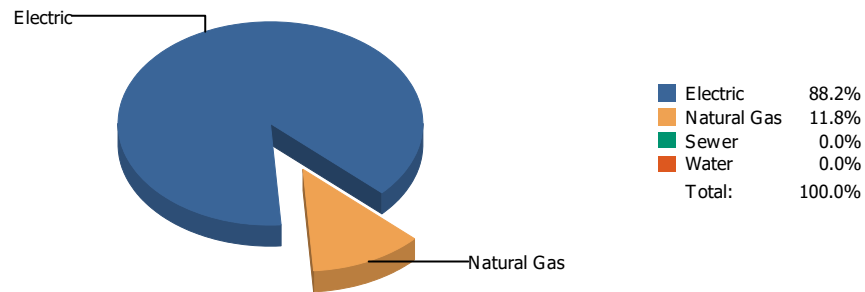


Cost

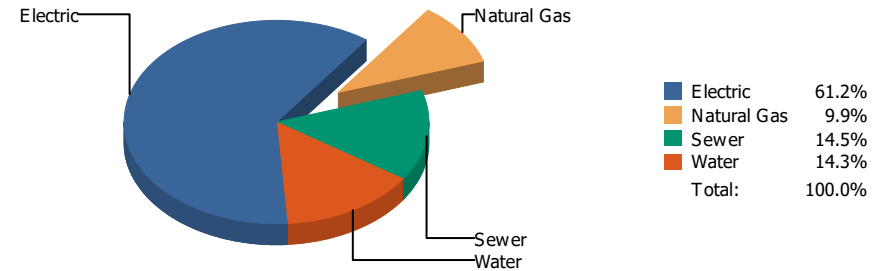


Commodity	Common Use	Energy Use	Energy Use / Area	Total Cost	Cost / Unit	Cost / Area
Place: [GREEN] GREEN ELEMENTARY SCHOOL 162 [BUILDING]						
Area: 88,156 SqFt						
Billing Period: Apr 2023						
ELECTRIC	17,100.00 kWh	58,345 KBtu	0.662 KBtu/SqFt	\$2,066.61	\$0.121 /kWh	\$0.023 /SqFt
NATURALGAS	1,185.00 CCF	122,055 KBtu	1.385 KBtu/SqFt	\$1,241.41	\$1.048 /CCF	\$0.014 /SqFt
SEWER	99.00 CCF			\$1,125.99	\$11.374 /CCF	\$0.013 /SqFt
WATER	280.00 CCF			\$1,458.70	\$5.210 /CCF	\$0.016 /SqFt
Totals:		180,400 KBtu	2.046 KBtu/SqFt	\$5,892.71		

Energy

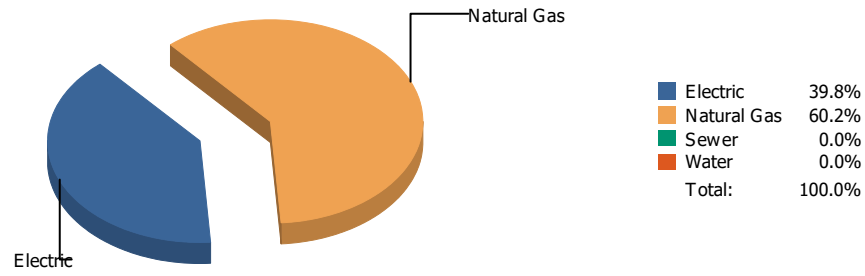


Cost

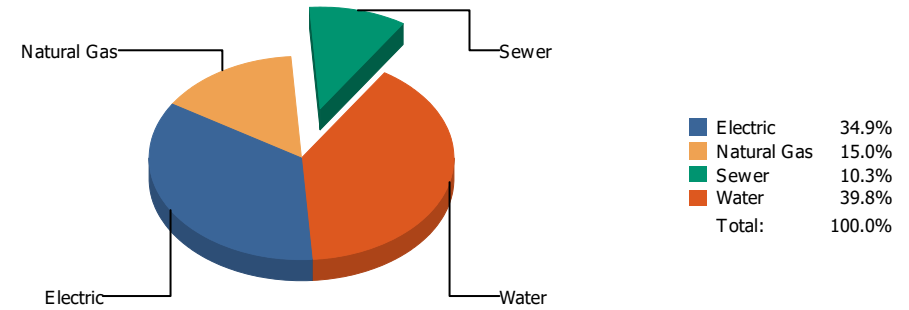


Commodity	Common Use	Energy Use	Energy Use / Area	Total Cost	Cost / Unit	Cost / Area
Place: [GUERRERO] ROSA GUERRERO ELEMENTARY 163 [BUILDING]						
Area: 88,641 SqFt						
Billing Period: Apr 2023						
ELECTRIC	21,800.00 kWh	74,382 KBtu	0.839 KBtu/SqFt	\$3,078.94	\$0.141 /kWh	\$0.035 /SqFt
NATURALGAS	97.00 CCF	9,991 KBtu	0.113 KBtu/SqFt	\$499.20	\$5.146 /CCF	\$0.006 /SqFt
SEWER	49.00 CCF			\$729.40	\$14.886 /CCF	\$0.008 /SqFt
WATER	132.00 CCF			\$721.42	\$5.465 /CCF	\$0.008 /SqFt
Totals:		84,373 KBtu	0.952 KBtu/SqFt	\$5,028.96		

Energy

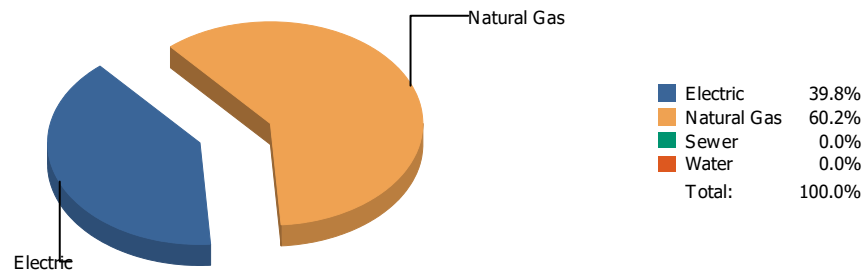


Cost

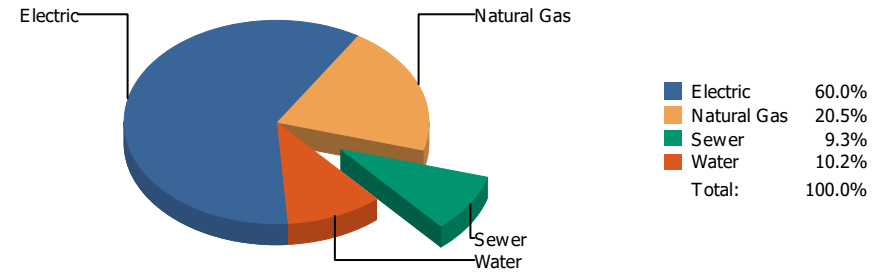


Commodity	Common Use	Energy Use	Energy Use / Area	Total Cost	Cost / Unit	Cost / Area
Place: [GUILLEN] GUILLEN 044 [BUILDING]						
Area: 223,773 SqFt						
Billing Period: Apr 2023						
ELECTRIC	35,923.00 kWh	122,569 KBtu	0.548 KBtu/SqFt	\$3,872.11	\$0.108 /kWh	\$0.017 /SqFt
NATURALGAS	1,803.00 CCF	185,709 KBtu	0.830 KBtu/SqFt	\$1,664.57	\$0.923 /CCF	\$0.007 /SqFt
SEWER	158.00 CCF			\$1,145.20	\$7.248 /CCF	\$0.005 /SqFt
WATER	982.00 CCF			\$4,417.92	\$4.499 /CCF	\$0.020 /SqFt
Totals:		308,278 KBtu	1.378 KBtu/SqFt	\$11,099.80		

Energy

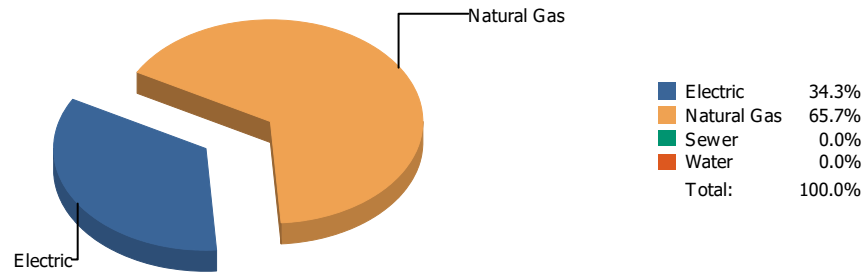


Cost

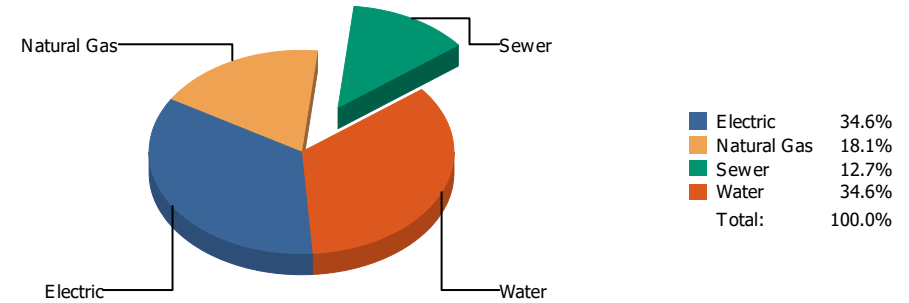


Commodity	Common Use	Energy Use	Energy Use / Area	Total Cost	Cost / Unit	Cost / Area
Place: [HART] HART 118 [BUILDING] Area: 63,357 SqFt Billing Period: Apr 2023						
ELECTRIC	36,480.00 kWh	124,470 KBtu	1.965 KBtu/SqFt	\$4,283.39	\$0.117 /kWh	\$0.068 /SqFt
NATURALGAS	1,829.00 CCF	188,387 KBtu	2.973 KBtu/SqFt	\$1,465.68	\$0.801 /CCF	\$0.023 /SqFt
SEWER	76.00 CCF			\$664.55	\$8.744 /CCF	\$0.010 /SqFt
WATER	121.00 CCF			\$730.91	\$6.041 /CCF	\$0.011 /SqFt
Totals:		312,857 KBtu	4.938 KBtu/SqFt	\$7,144.53		

Energy



Cost



Commodity	Common Use	Energy Use	Energy Use / Area	Total Cost	Cost / Unit	Cost / Area
Place: [HAWKINS] HAWKINS 119 [BUILDING]						
Area: 57,207 SqFt						
Billing Period: Apr 2023						
ELECTRIC	17,062.00 kWh	58,216 KBtu	1.018 KBtu/SqFt	\$1,825.43	\$0.107 /kWh	\$0.032 /SqFt
NATURALGAS	1,083.00 CCF	111,549 KBtu	1.950 KBtu/SqFt	\$955.96	\$0.883 /CCF	\$0.017 /SqFt
SEWER	87.00 CCF			\$670.24	\$7.704 /CCF	\$0.012 /SqFt
WATER	260.00 CCF			\$1,822.28	\$7.009 /CCF	\$0.032 /SqFt
Totals:		169,765 KBtu	2.968 KBtu/SqFt	\$5,273.91		

Energy

Electric



■ Electric 100.0%
 ■ Natural Gas 0.0%
 Total: 100.0%

Cost

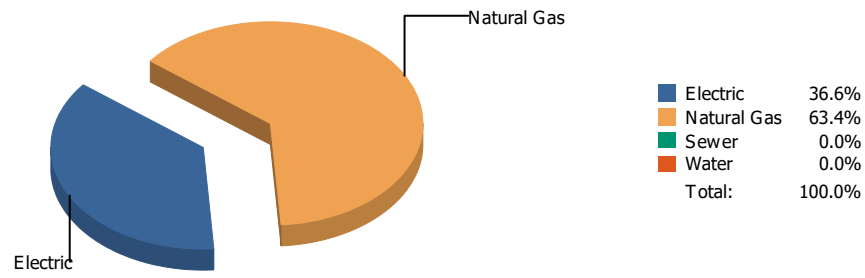
Electric



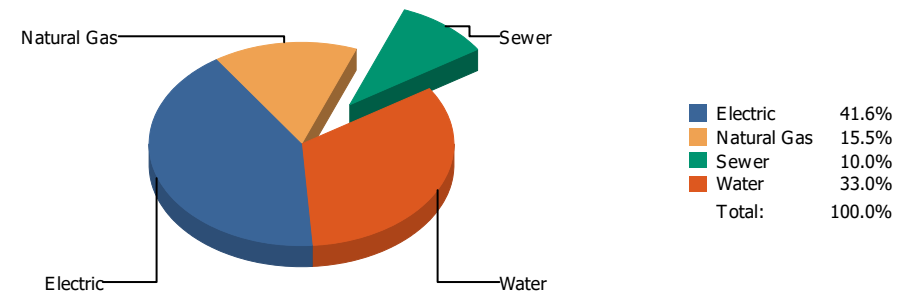
■ Electric 46.3%
 ■ Natural Gas 53.7%
 Total: 100.0%

Commodity	Common Use	Energy Use	Energy Use / Area	Total Cost	Cost / Unit	Cost / Area
Place: [HERCULES] HERCULES COTTAGES Lafarelle 141A [BUILDING]						
Area: 10,160 SqFt						
Billing Period: Apr 2023						
ELECTRIC	163.00 kWh	556 KBtu	0.055 KBtu/SqFt	\$186.24	\$1.143 /kWh	\$0.018 /SqFt
NATURALGAS	0.00 CCF	0 KBtu	0.000 KBtu/SqFt	\$216.04	\$0.000 /CCF	\$0.021 /SqFt
Totals:		556 KBtu	0.055 KBtu/SqFt	\$402.28		

Energy



Cost



Commodity	Common Use	Energy Use	Energy Use / Area	Total Cost	Cost / Unit	Cost / Area
Place: [HERRERA_1] HERRERA ELEMENTARY 174 [BUILDING]						
Area: 86,275 SqFt						
Billing Period: Apr 2023						
ELECTRIC	36,800.00 kWh	125,562 KBtu	1.455 KBtu/SqFt	\$4,456.90	\$0.121 /kWh	\$0.052 /SqFt
NATURALGAS	2,113.00 CCF	217,639 KBtu	2.523 KBtu/SqFt	\$1,659.60	\$0.785 /CCF	\$0.019 /SqFt
SEWER	130.00 CCF			\$1,072.48	\$8.250 /CCF	\$0.012 /SqFt
WATER	481.00 CCF			\$3,534.17	\$7.348 /CCF	\$0.041 /SqFt
Totals:		343,201 KBtu	3.978 KBtu/SqFt	\$10,723.15		

Energy

Electric



■ Electric 100.0%
Total: 100.0%

Cost

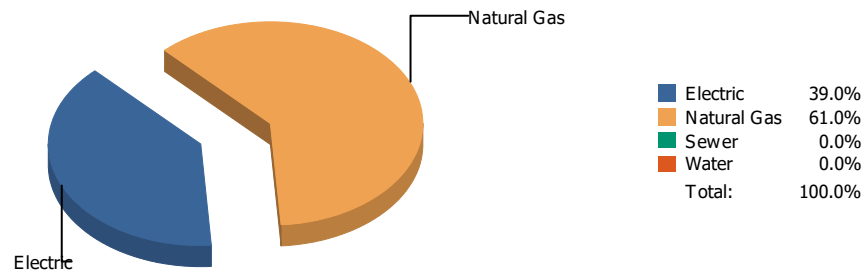
Electric



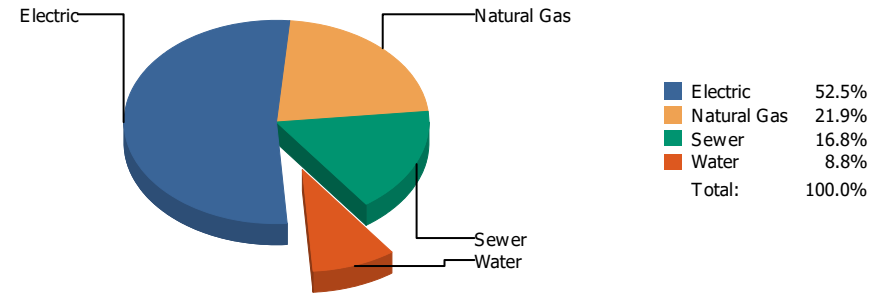
■ Electric 100.0%
Total: 100.0%

Commodity	Common Use	Energy Use	Energy Use / Area	Total Cost	Cost / Unit	Cost / Area
Place: [HIGHLAND] HIGHLAND/ANNEX 120 [BUILDING] Area: 33,705 SqFt Billing Period: Apr 2023						
ELECTRIC	28,360.00 kWh	96,764 KBtu	2.871 KBtu/SqFt	\$1,952.53	\$0.069 /kWh	\$0.058 /SqFt
Totals:		96,764 KBtu	2.871 KBtu/SqFt	\$1,952.53		

Energy

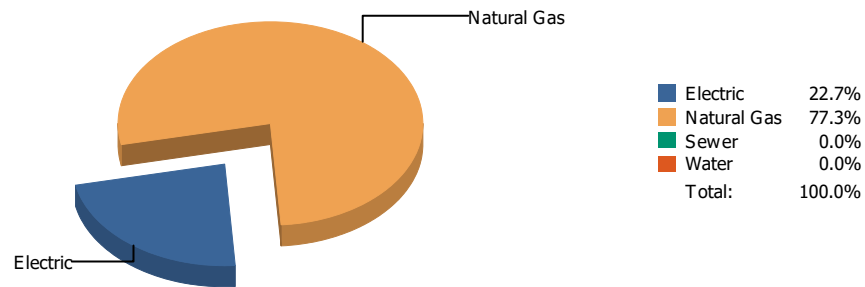


Cost

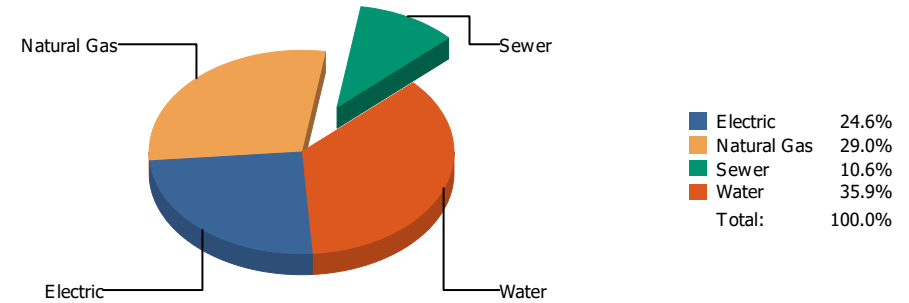


Commodity	Common Use	Energy Use	Energy Use / Area	Total Cost	Cost / Unit	Cost / Area
Place: [HILLSIDE] HILLSIDE 121 [BUILDING] Area: 80,656 SqFt Billing Period: Apr 2023						
ELECTRIC	27,259.00 kWh	93,008 KBtu	1.153 KBtu/SqFt	\$3,889.97	\$0.143 /kWh	\$0.048 /SqFt
NATURALGAS	1,412.00 CCF	145,436 KBtu	1.803 KBtu/SqFt	\$1,624.58	\$1.151 /CCF	\$0.020 /SqFt
SEWER	185.00 CCF			\$1,247.26	\$6.742 /CCF	\$0.015 /SqFt
WATER	110.00 CCF			\$653.88	\$5.944 /CCF	\$0.008 /SqFt
Totals:		238,444 KBtu	2.956 KBtu/SqFt	\$7,415.69		

Energy

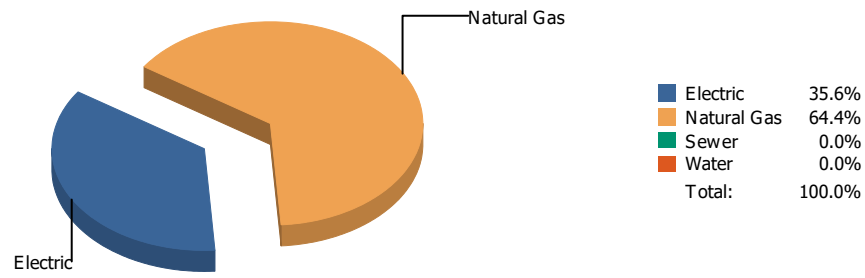


Cost

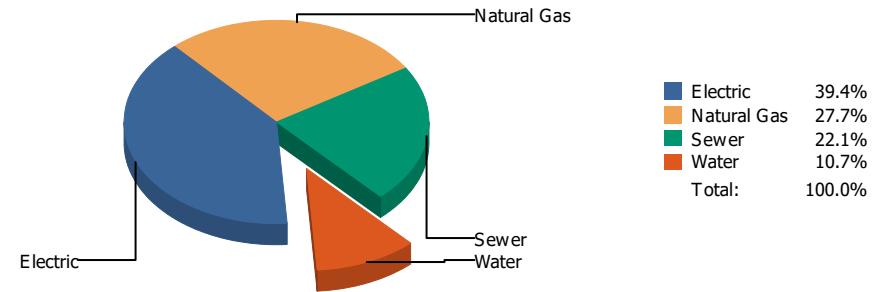


Commodity	Common Use	Energy Use	Energy Use / Area	Total Cost	Cost / Unit	Cost / Area
Place: [HOUSTON] HOUSTON 122 [BUILDING]						
Area: 84,178 SqFt						
Billing Period: Apr 2023						
ELECTRIC	17,040.00 kWh	58,140 KBtu	0.691 KBtu/SqFt	\$1,480.30	\$0.087 /kWh	\$0.018 /SqFt
NATURALGAS	1,918.00 CCF	197,554 KBtu	2.347 KBtu/SqFt	\$1,742.43	\$0.908 /CCF	\$0.021 /SqFt
SEWER	23.00 CCF			\$634.90	\$27.604 /CCF	\$0.008 /SqFt
WATER	422.00 CCF			\$2,158.18	\$5.114 /CCF	\$0.026 /SqFt
Totals:		255,694 KBtu	3.038 KBtu/SqFt	\$6,015.81		

Energy

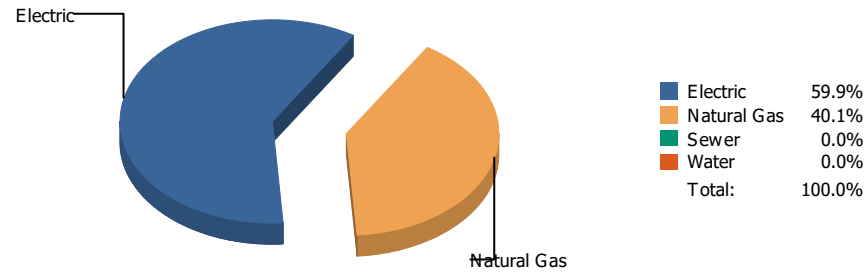


Cost

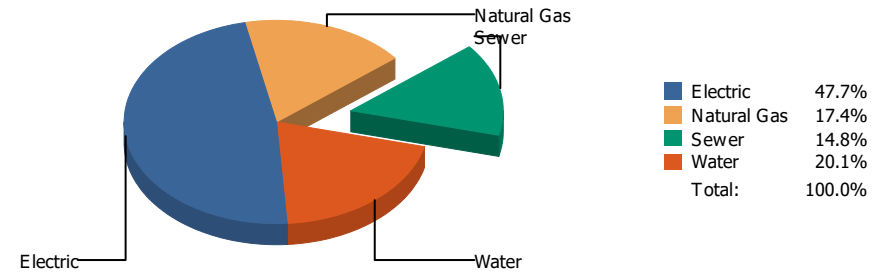


Commodity	Common Use	Energy Use	Energy Use / Area	Total Cost	Cost / Unit	Cost / Area
Place: [HUGHEY] HUGHEY 123 [BUILDING] Area: 74,815 SqFt Billing Period: Apr 2023						
ELECTRIC	19,241.00 kWh	65,650 KBtu	0.878 KBtu/SqFt	\$2,157.22	\$0.112 /kWh	\$0.029 /SqFt
NATURALGAS	1,151.00 CCF	118,553 KBtu	1.585 KBtu/SqFt	\$1,515.80	\$1.317 /CCF	\$0.020 /SqFt
SEWER	134.00 CCF			\$1,210.05	\$9.030 /CCF	\$0.016 /SqFt
WATER	27.00 CCF			\$585.27	\$21.677 /CCF	\$0.008 /SqFt
Totals:		184,203 KBtu	2.462 KBtu/SqFt	\$5,468.34		

Energy

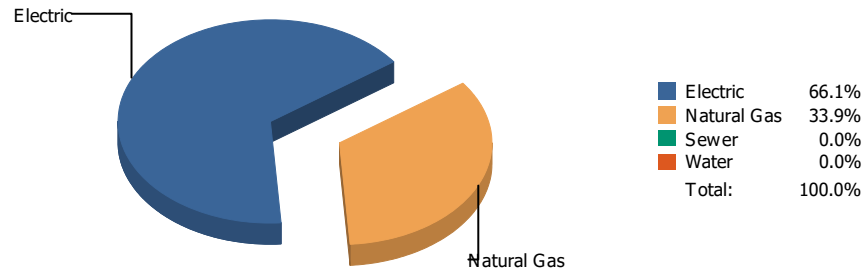


Cost

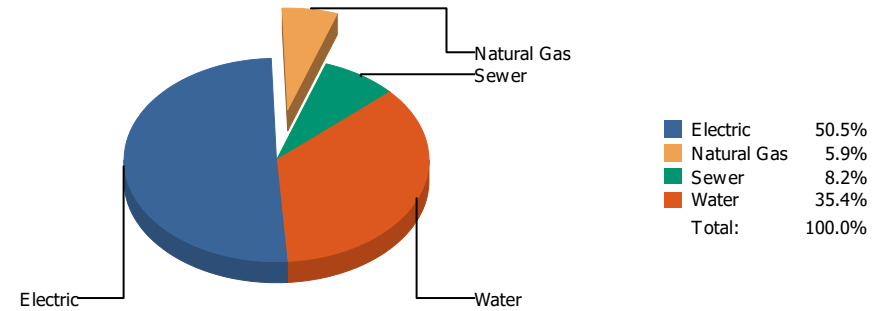


Commodity	Common Use	Energy Use	Energy Use / Area	Total Cost	Cost / Unit	Cost / Area
Place: [IRVIN] IRVIN 008 [BUILDING]						
Area: 303,804 SqFt						
Billing Period: Apr 2023						
ELECTRIC	112,985.00 kWh	385,505 KBtu	1.269 KBtu/SqFt	\$10,664.73	\$0.094 /kWh	\$0.035 /SqFt
NATURALGAS	2,503.00 CCF	257,809 KBtu	0.849 KBtu/SqFt	\$3,891.48	\$1.555 /CCF	\$0.012 /SqFt
SEWER	772.00 CCF			\$3,295.43	\$4.269 /CCF	\$0.011 /SqFt
WATER	927.00 CCF			\$4,486.06	\$4.839 /CCF	\$0.015 /SqFt
Totals:		643,314 KBtu	2.118 KBtu/SqFt	\$22,337.70		

Energy

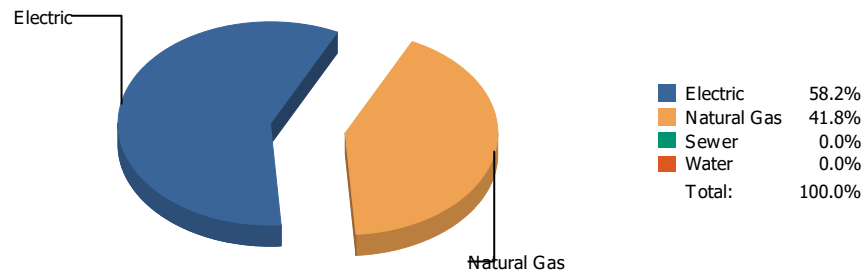


Cost

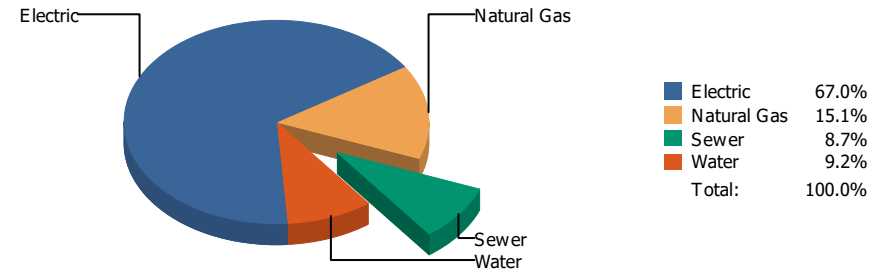


Commodity	Common Use	Energy Use	Energy Use / Area	Total Cost	Cost / Unit	Cost / Area
Place: [J_V_TINAJERO] J. V. TINAJERO 000 [ORGANIZATION]						
* Area Missing						
Billing Period: Apr 2023						
ELECTRIC	59,308.00 kWh	202,359 KBtu		\$6,524.38	\$0.110 /kWh	
NATURALGAS	1,008.00 CCF	103,824 KBtu		\$760.91	\$0.755 /CCF	
SEWER	80.00 CCF			\$1,054.17	\$13.177 /CCF	
WATER	612.00 CCF			\$4,578.19	\$7.481 /CCF	
Totals:		306,183 KBtu		\$12,917.65		

Energy

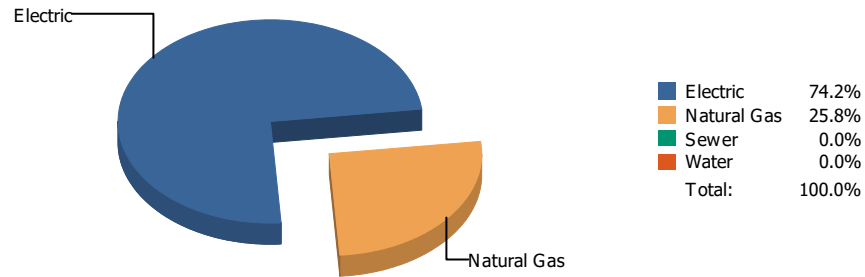


Cost

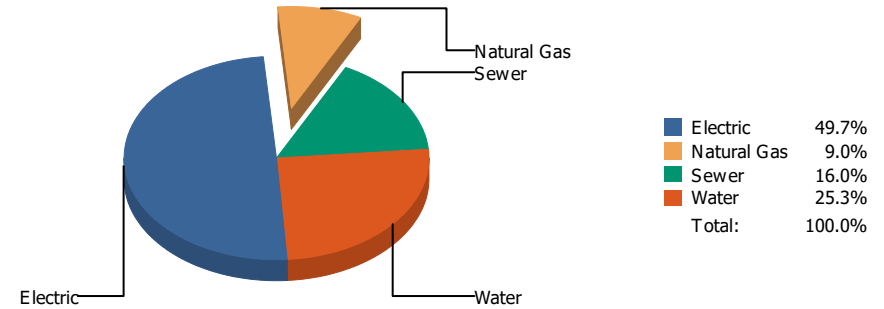


Commodity	Common Use	Energy Use	Energy Use / Area	Total Cost	Cost / Unit	Cost / Area
Place: [JEFFERSN] JEFFERSON 009 [BUILDING]						
Area: 257,708 SqFt						
Billing Period: Apr 2023						
ELECTRIC	81,309.00 kWh	277,426 KBtu	1.077 KBtu/SqFt	\$10,678.76	\$0.131 /kWh	\$0.041 /SqFt
NATURALGAS	1,934.00 CCF	199,202 KBtu	0.773 KBtu/SqFt	\$2,400.90	\$1.241 /CCF	\$0.009 /SqFt
SEWER	180.00 CCF			\$1,390.87	\$7.727 /CCF	\$0.005 /SqFt
WATER	287.00 CCF			\$1,472.38	\$5.130 /CCF	\$0.005 /SqFt
Totals:		476,628 KBtu	1.849 KBtu/SqFt	\$15,942.91		

Energy

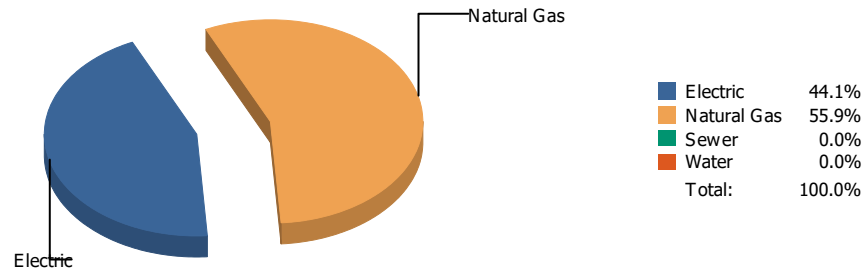


Cost

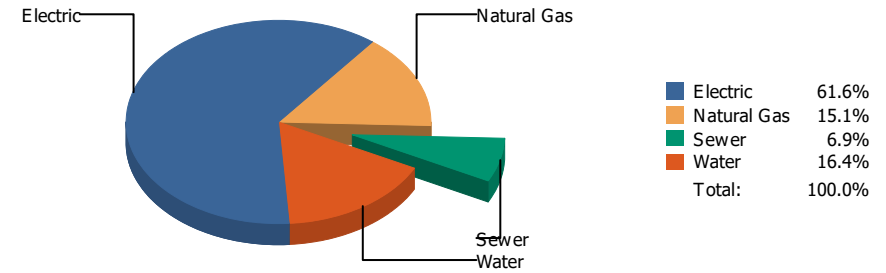


Commodity	Common Use	Energy Use	Energy Use / Area	Total Cost	Cost / Unit	Cost / Area
Place: [JOHNSON] L.B. JOHNSON 155 [BUILDING]						
Area: 87,993 SqFt						
Billing Period: Apr 2023						
ELECTRIC	20,700.00 kWh	70,628 KBtu	0.803 KBtu/SqFt	\$2,092.91	\$0.101 /kWh	\$0.024 /SqFt
NATURALGAS	239.00 CCF	24,617 KBtu	0.280 KBtu/SqFt	\$379.35	\$1.587 /CCF	\$0.004 /SqFt
SEWER	78.00 CCF			\$672.11	\$8.617 /CCF	\$0.008 /SqFt
WATER	264.00 CCF			\$1,064.56	\$4.032 /CCF	\$0.012 /SqFt
Totals:		95,245 KBtu	1.082 KBtu/SqFt	\$4,208.93		

Energy

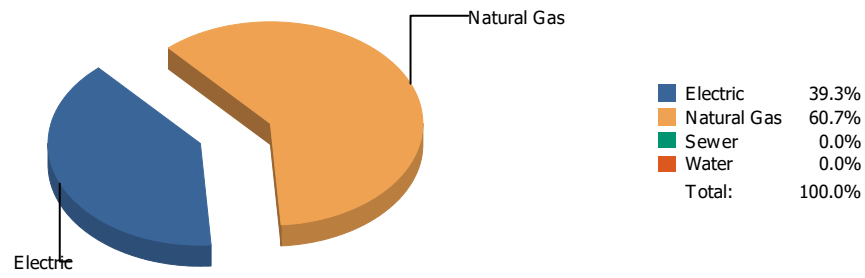


Cost

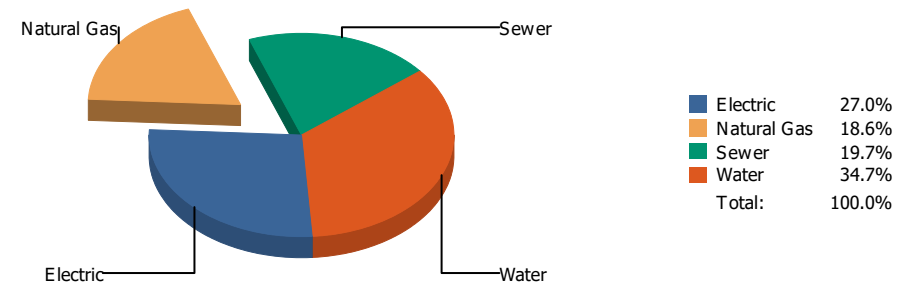


Commodity	Common Use	Energy Use	Energy Use / Area	Total Cost	Cost / Unit	Cost / Area
Place: [KOHLBERG] KOHLBERG ELEMENTARY [BUILDING]						
Area: 99,884 SqFt						
Billing Period: Apr 2023						
ELECTRIC	31,980.00 kWh	109,116 KBtu	1.092 KBtu/SqFt	\$5,504.33	\$0.172 /kWh	\$0.055 /SqFt
NATURALGAS	1,343.00 CCF	138,329 KBtu	1.385 KBtu/SqFt	\$1,349.60	\$1.005 /CCF	\$0.013 /SqFt
SEWER	28.00 CCF			\$618.76	\$22.099 /CCF	\$0.006 /SqFt
WATER	232.00 CCF			\$1,465.69	\$6.318 /CCF	\$0.015 /SqFt
Totals:		247,445 KBtu	2.477 KBtu/SqFt	\$8,938.38		

Energy



Cost

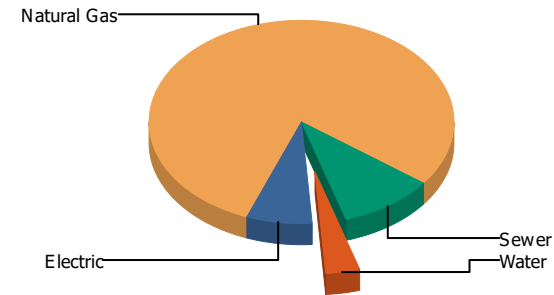


Commodity	Common Use	Energy Use	Energy Use / Area	Total Cost	Cost / Unit	Cost / Area
Place: [LAMAR] LAMAR 125 [BUILDING]						
Area: 76,252 SqFt						
Billing Period: Apr 2023						
ELECTRIC	15,900.00 kWh	54,251 KBtu	0.711 KBtu/SqFt	\$1,751.74	\$0.110 /kWh	\$0.023 /SqFt
NATURALGAS	813.00 CCF	83,739 KBtu	1.098 KBtu/SqFt	\$1,203.56	\$1.480 /CCF	\$0.016 /SqFt
SEWER	92.00 CCF			\$1,272.99	\$13.837 /CCF	\$0.017 /SqFt
WATER	341.00 CCF			\$2,247.93	\$6.592 /CCF	\$0.029 /SqFt
Totals:		137,990 KBtu	1.810 KBtu/SqFt	\$6,476.22		

Energy

Cost

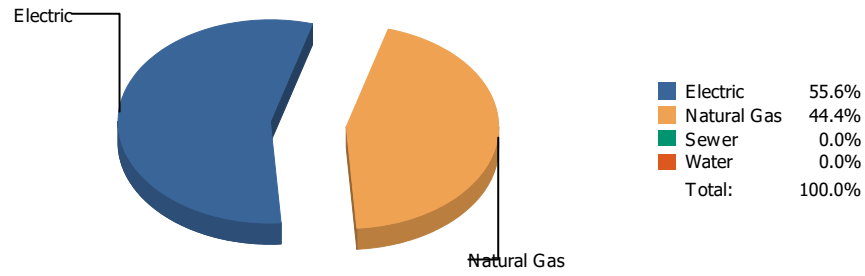
Electric	0.0%
Natural Gas	0.0%
Sewer	0.0%
Water	0.0%
Total:	100.0%



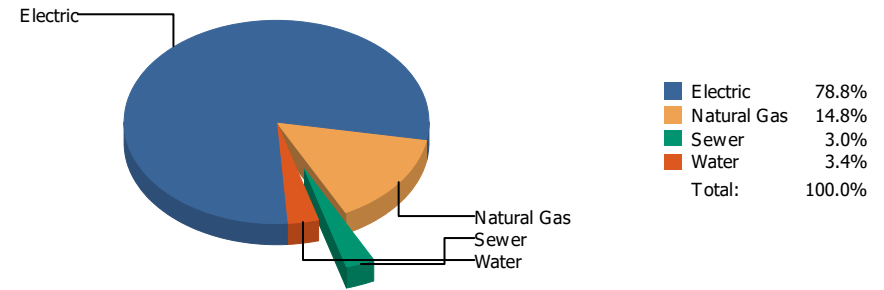
Electric	6.9%
Natural Gas	79.4%
Sewer	10.2%
Water	3.5%
Total:	100.0%

Commodity	Common Use	Energy Use	Energy Use / Area	Total Cost	Cost / Unit	Cost / Area
Place: [LIVE-MAT] LIVE MATERIAL CENTER 929 [BUILDING]						
Area: 2,483 SqFt						
Billing Period: Apr 2023						
ELECTRIC	0.00 kWh	0 KBtu	0.000 KBtu/SqFt	\$37.66	\$0.000 /kWh	\$0.015 /SqFt
NATURALGAS	0.00 CCF	0 KBtu	0.000 KBtu/SqFt	\$432.08	\$0.000 /CCF	\$0.174 /SqFt
SEWER	0.00 CCF			\$55.42	\$0.000 /CCF	\$0.022 /SqFt
WATER	0.00 CCF			\$18.96	\$0.000 /CCF	\$0.008 /SqFt
Totals:		0 KBtu	0.000 KBtu/SqFt	\$544.12		

Energy

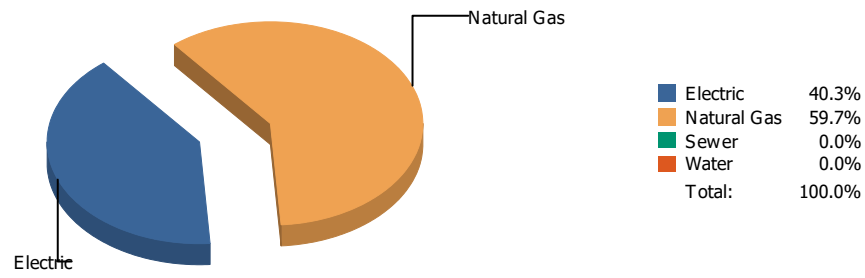


Cost

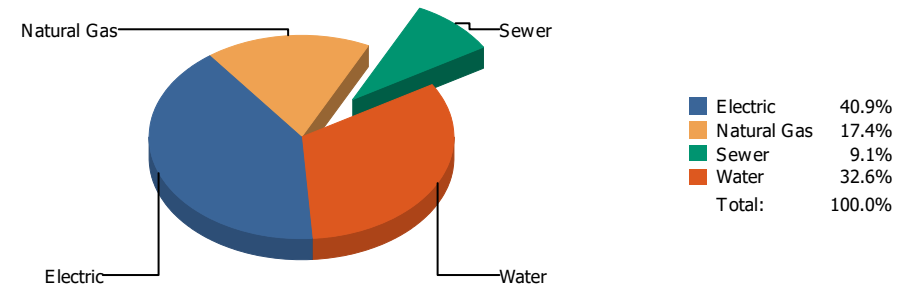


Commodity	Common Use	Energy Use	Energy Use / Area	Total Cost	Cost / Unit	Cost / Area
Place: [LOGAN] LOGAN 128 [BUILDING] Area: 72,248 SqFt Billing Period: Apr 2023						
ELECTRIC	42,400.00 kWh	144,669 KBtu	2.002 KBtu/SqFt	\$5,303.06	\$0.125 /kWh	\$0.073 /SqFt
NATURALGAS	1,123.00 CCF	115,669 KBtu	1.601 KBtu/SqFt	\$992.92	\$0.884 /CCF	\$0.014 /SqFt
SEWER	9.00 CCF			\$204.71	\$22.746 /CCF	\$0.003 /SqFt
WATER	27.00 CCF			\$225.83	\$8.364 /CCF	\$0.003 /SqFt
Totals:		260,338 KBtu	3.603 KBtu/SqFt	\$6,726.52		

Energy

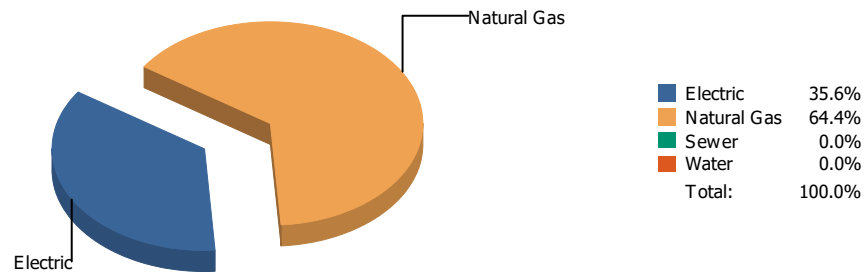


Cost

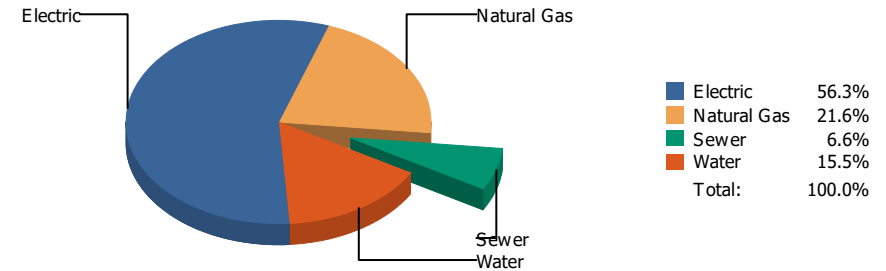


Commodity	Common Use	Energy Use	Energy Use / Area	Total Cost	Cost / Unit	Cost / Area
Place: [LUNDY_2] LUNDY 177 [BUILDING]						
Area: 112,731 SqFt						
Billing Period: Apr 2023						
ELECTRIC	44,200.00 kWh	150,810 KBtu	1.338 KBtu/SqFt	\$4,516.89	\$0.102 /kWh	\$0.040 /SqFt
NATURALGAS	2,169.00 CCF	223,407 KBtu	1.982 KBtu/SqFt	\$1,913.92	\$0.882 /CCF	\$0.017 /SqFt
SEWER	113.00 CCF			\$1,008.22	\$8.922 /CCF	\$0.009 /SqFt
WATER	493.00 CCF			\$3,591.91	\$7.286 /CCF	\$0.032 /SqFt
Totals:		374,217 KBtu	3.320 KBtu/SqFt	\$11,030.94		

Energy



Cost



Commodity	Common Use	Energy Use	Energy Use / Area	Total Cost	Cost / Unit	Cost / Area
Place: [MAC] MACARTHUR 129 [BUILDING]						
Area: 143,341 SqFt						
Billing Period: Apr 2023						
ELECTRIC	76,000.00 kWh	259,312 KBtu	1.809 KBtu/SqFt	\$8,788.45	\$0.116 /kWh	\$0.061 /SqFt
NATURALGAS	4,559.00 CCF	469,577 KBtu	3.276 KBtu/SqFt	\$3,369.80	\$0.739 /CCF	\$0.024 /SqFt
SEWER	174.00 CCF			\$1,034.99	\$5.948 /CCF	\$0.007 /SqFt
WATER	384.00 CCF			\$2,419.88	\$6.302 /CCF	\$0.017 /SqFt
Totals:		728,889 KBtu	5.085 KBtu/SqFt	\$15,613.12		

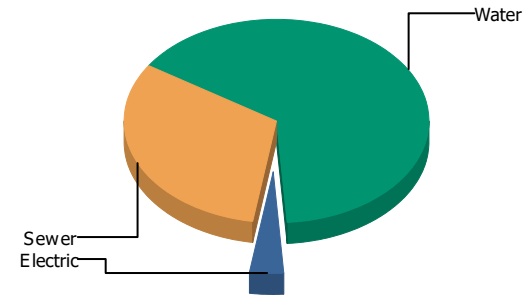
Energy

Electric



■ Electric 100.0%
 ■ Sewer 0.0%
 ■ Water 0.0%
 Total: 100.0%

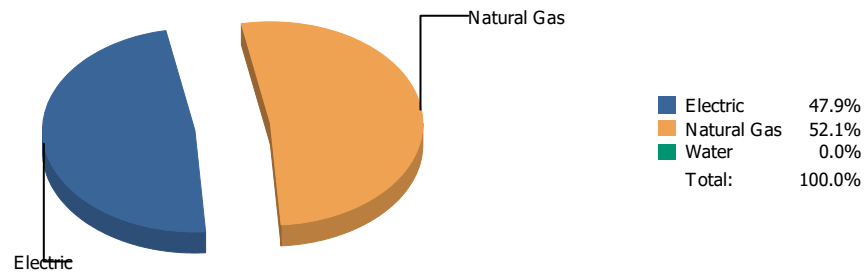
Cost



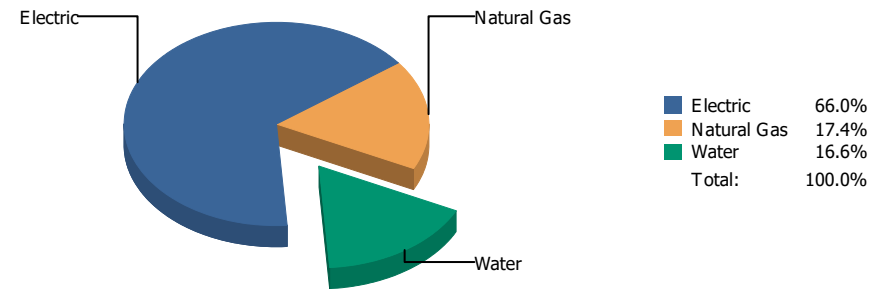
■ Electric 3.6%
 ■ Sewer 31.6%
 ■ Water 64.8%
 Total: 100.0%

Commodity	Common Use	Energy Use	Energy Use / Area	Total Cost	Cost / Unit	Cost / Area
Place: [MAGOFFIN] MAGOFFIN CUSTODIAL 047 [BUILDING]						
Area: 76,378 SqFt						
Billing Period: Apr 2023						
ELECTRIC	250.00 kWh	853 KBtu	0.011 KBtu/SqFt	\$68.69	\$0.275 /kWh	\$0.001 /SqFt
SEWER	6.00 CCF			\$603.76	\$100.627 /CCF	\$0.008 /SqFt
WATER	94.00 CCF			\$1,236.76	\$13.157 /CCF	\$0.016 /SqFt
Totals:		853 KBtu	0.011 KBtu/SqFt	\$1,909.21		

Energy

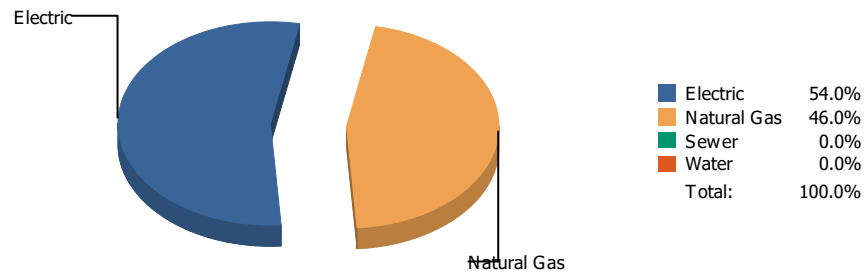


Cost

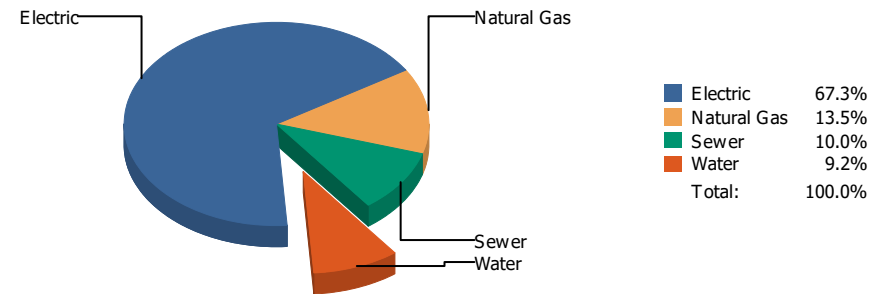


Commodity	Common Use	Energy Use	Energy Use / Area	Total Cost	Cost / Unit	Cost / Area
Place: [MAGOFFINNEWMIDDLESCHOOL] MAGOFFIN MIDDLE SCHOOL [BUILDING]						
Area: 116,136 SqFt						
Billing Period: Apr 2023						
ELECTRIC	73,900.00 kWh	252,147 KBtu	2.171 KBtu/SqFt	\$8,619.51	\$0.117 /kWh	\$0.074 /SqFt
NATURALGAS	2,661.00 CCF	274,083 KBtu	2.360 KBtu/SqFt	\$2,273.12	\$0.854 /CCF	\$0.020 /SqFt
WATER	233.00 CCF			\$2,174.68	\$9.333 /CCF	\$0.019 /SqFt
Totals:		526,230 KBtu	4.531 KBtu/SqFt	\$13,067.31		

Energy

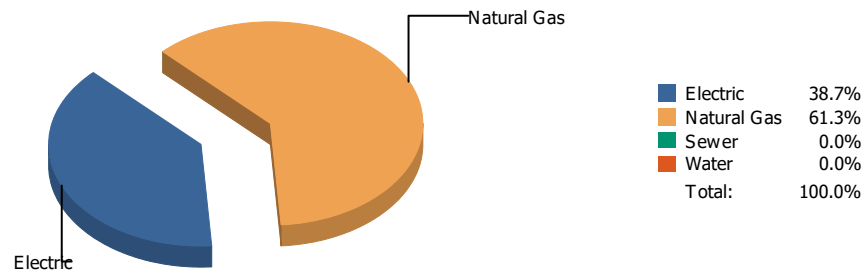


Cost

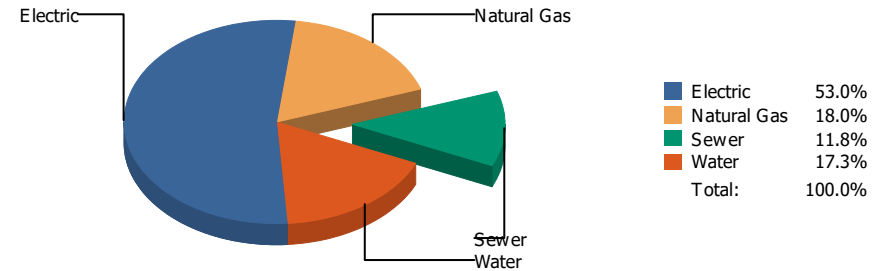


Commodity	Common Use	Energy Use	Energy Use / Area	Total Cost	Cost / Unit	Cost / Area
Place: [MAXINE] MAXINE SILVA HEALTH MAGNET 011 [BUILDING]						
Area: 80,909 SqFt						
Billing Period: Apr 2023						
ELECTRIC	35,400.00 kWh	120,785 KBtu	1.493 KBtu/SqFt	\$4,479.31	\$0.127 /kWh	\$0.055 /SqFt
NATURALGAS	997.00 CCF	102,691 KBtu	1.269 KBtu/SqFt	\$897.16	\$0.900 /CCF	\$0.011 /SqFt
SEWER	76.00 CCF			\$664.55	\$8.744 /CCF	\$0.008 /SqFt
WATER	92.00 CCF			\$611.38	\$6.645 /CCF	\$0.008 /SqFt
Totals:		223,476 KBtu	2.762 KBtu/SqFt	\$6,652.40		

Energy



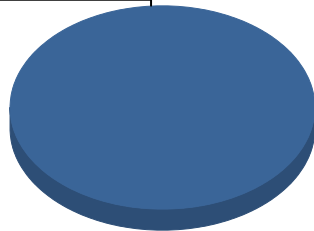
Cost



Commodity	Common Use	Energy Use	Energy Use / Area	Total Cost	Cost / Unit	Cost / Area
Place: [MESITA] MESITA 130 [BUILDING] Area: 100,583 SqFt Billing Period: Apr 2023						
ELECTRIC	34,680.00 kWh	118,328 KBtu	1.176 KBtu/SqFt	\$4,943.62	\$0.143 /kWh	\$0.049 /SqFt
NATURALGAS	1,821.00 CCF	187,563 KBtu	1.865 KBtu/SqFt	\$1,676.17	\$0.920 /CCF	\$0.017 /SqFt
SEWER	138.00 CCF			\$1,102.72	\$7.991 /CCF	\$0.011 /SqFt
WATER	180.00 CCF			\$1,611.70	\$8.954 /CCF	\$0.016 /SqFt
Totals:		305,891 KBtu	3.041 KBtu/SqFt	\$9,334.21		

Energy

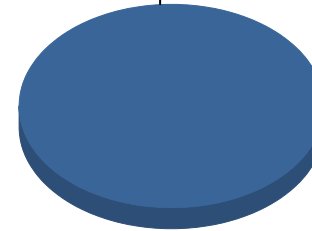
Electric



■ Electric 100.0%
Total: 100.0%

Cost

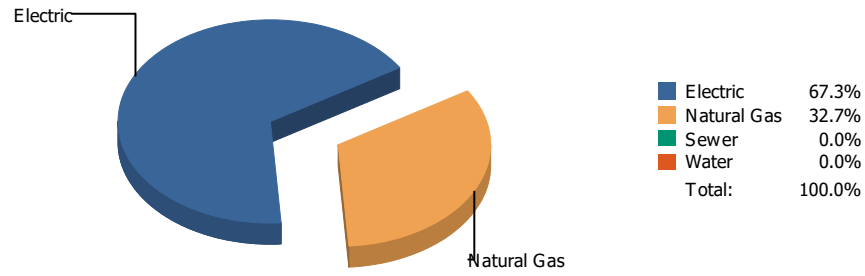
Electric



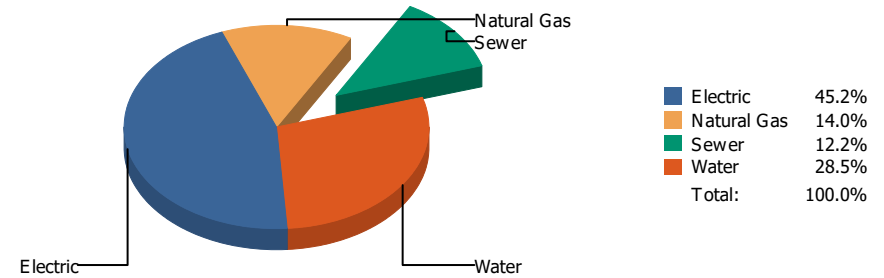
■ Electric 100.0%
Total: 100.0%

Commodity	Common Use	Energy Use	Energy Use / Area	Total Cost	Cost / Unit	Cost / Area
Place: [MILAM] MILAM 131 [BUILDING] Area: 63,641 SqFt Billing Period: Apr 2023						
ELECTRIC	11,400.00 kWh	38,897 KBtu	0.611 KBtu/SqFt	\$1,387.51	\$0.122 /kWh	\$0.022 /SqFt
Totals:		38,897 KBtu	0.611 KBtu/SqFt	\$1,387.51		

Energy

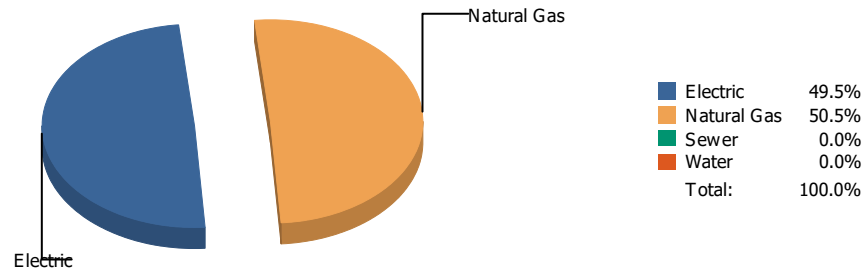


Cost

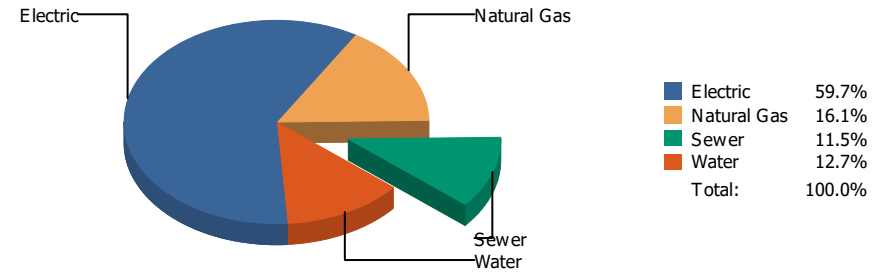


Commodity	Common Use	Energy Use	Energy Use / Area	Total Cost	Cost / Unit	Cost / Area
Place: [MOREHEAD] MOREHEAD 046 [BUILDING]						
Area: 119,353 SqFt						
Billing Period: Apr 2023						
ELECTRIC	80,999.00 kWh	276,369 KBtu	2.316 KBtu/SqFt	\$4,958.55	\$0.061 /kWh	\$0.041 /SqFt
NATURALGAS	1,302.00 CCF	134,106 KBtu	1.124 KBtu/SqFt	\$1,537.94	\$1.181 /CCF	\$0.013 /SqFt
SEWER	47.00 CCF			\$1,339.82	\$28.507 /CCF	\$0.011 /SqFt
WATER	736.00 CCF			\$3,123.41	\$4.244 /CCF	\$0.026 /SqFt
Totals:		410,475 KBtu	3.439 KBtu/SqFt	\$10,959.72		

Energy

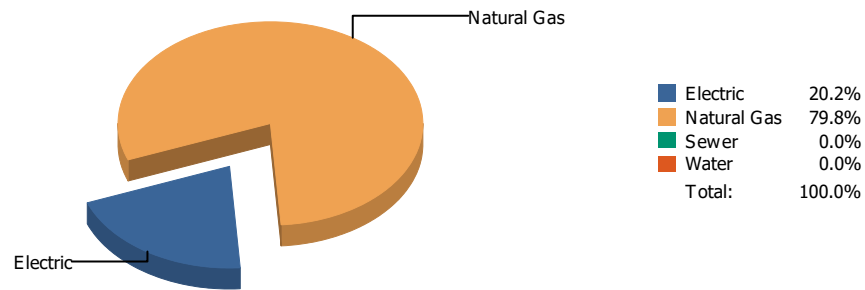


Cost

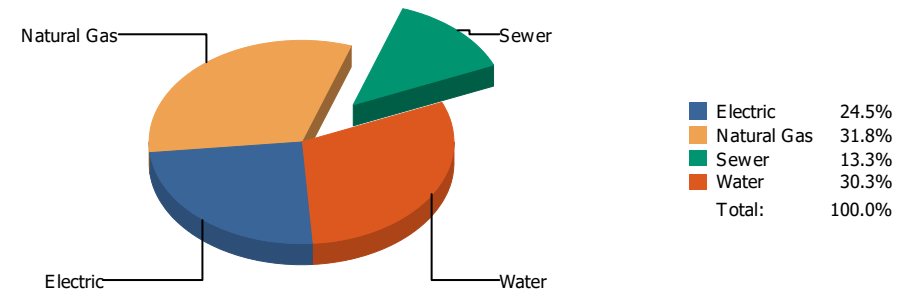


Commodity	Common Use	Energy Use	Energy Use / Area	Total Cost	Cost / Unit	Cost / Area
Place: [MOYE_2] MOYE [BUILDING]						
Area: 93,197 SqFt						
Billing Period: Apr 2023						
ELECTRIC	50,640.00 kWh	172,784 KBtu	1.854 KBtu/SqFt	\$5,195.95	\$0.103 /kWh	\$0.056 /SqFt
NATURALGAS	1,714.00 CCF	176,542 KBtu	1.894 KBtu/SqFt	\$1,401.70	\$0.818 /CCF	\$0.015 /SqFt
SEWER	111.00 CCF			\$1,000.66	\$9.015 /CCF	\$0.011 /SqFt
WATER	137.00 CCF			\$1,105.96	\$8.073 /CCF	\$0.012 /SqFt
Totals:		349,326 KBtu	3.748 KBtu/SqFt	\$8,704.27		

Energy



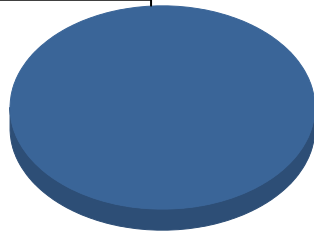
Cost



Commodity	Common Use	Energy Use	Energy Use / Area	Total Cost	Cost / Unit	Cost / Area
Place: [MULTI-MEDIACENTER] MULTI-MEDIA CENTER [BUILDING]						
Area: 27,633 SqFt						
Billing Period: Apr 2023						
ELECTRIC	7,613.00 kWh	25,976 KBtu	0.940 KBtu/SqFt	\$691.14	\$0.091 /kWh	\$0.025 /SqFt
NATURALGAS	994.00 CCF	102,382 KBtu	3.705 KBtu/SqFt	\$895.13	\$0.901 /CCF	\$0.032 /SqFt
SEWER	54.00 CCF			\$374.81	\$6.941 /CCF	\$0.014 /SqFt
WATER	150.00 CCF			\$854.24	\$5.695 /CCF	\$0.031 /SqFt
Totals:		128,358 KBtu	4.645 KBtu/SqFt	\$2,815.32		

Energy

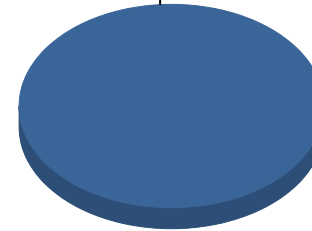
Electric



■ Electric 100.0%
Total: 100.0%

Cost

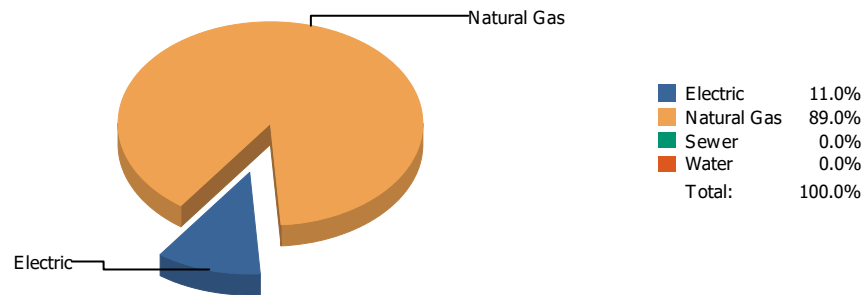
Electric



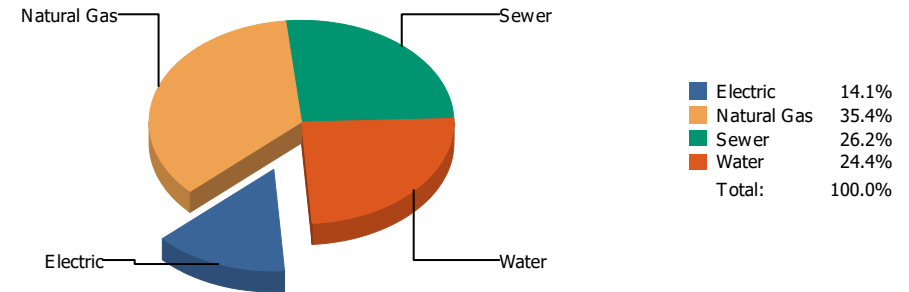
■ Electric 100.0%
Total: 100.0%

Commodity	Common Use	Energy Use	Energy Use / Area	Total Cost	Cost / Unit	Cost / Area
Place: [NE-AREA-OFFICES] N.E. AREA OFFICES Hondo Cottages 882 [BUILDING]						
Area: 7,328 SqFt						
Billing Period: Apr 2023						
ELECTRIC	80.00 kWh	273 KBtu	0.037 KBtu/SqFt	\$44.99	\$0.562 /kWh	\$0.006 /SqFt
Totals:		273 KBtu	0.037 KBtu/SqFt	\$44.99		

Energy

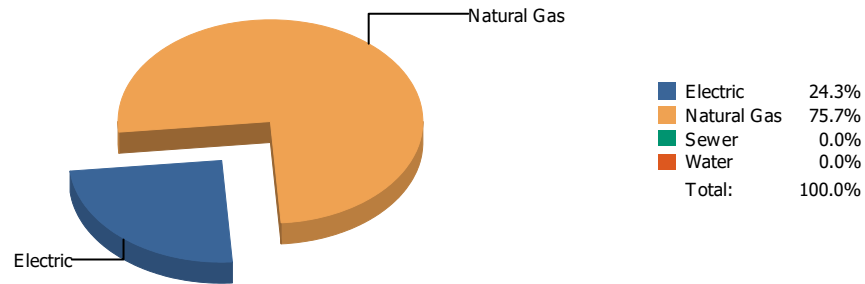


Cost

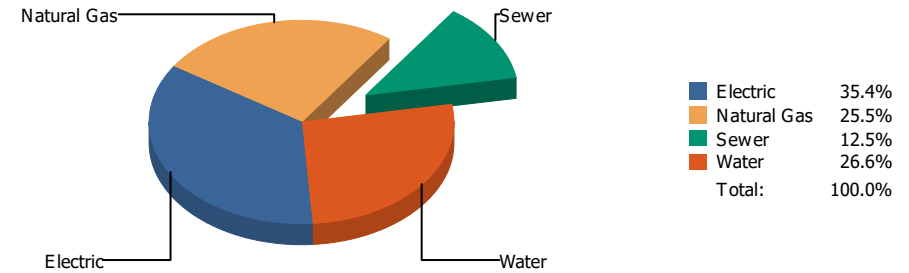


Commodity	Common Use	Energy Use	Energy Use / Area	Total Cost	Cost / Unit	Cost / Area
Place: [NETTRANSPORTATION] N.E. TRANSPORTATION 826 [BUILDING]						
Area: 5,995 SqFt						
Billing Period: Apr 2023						
ELECTRIC	3,805.00 kWh	12,983 KBtu	2.166 KBtu/SqFt	\$366.86	\$0.096 /kWh	\$0.061 /SqFt
NATURALGAS	1,021.00 CCF	105,163 KBtu	17.542 KBtu/SqFt	\$922.33	\$0.903 /CCF	\$0.154 /SqFt
SEWER	27.00 CCF			\$683.14	\$25.301 /CCF	\$0.114 /SqFt
WATER	63.00 CCF			\$635.58	\$10.089 /CCF	\$0.106 /SqFt
Totals:		118,146 KBtu	19.707 KBtu/SqFt	\$2,607.91		

Energy

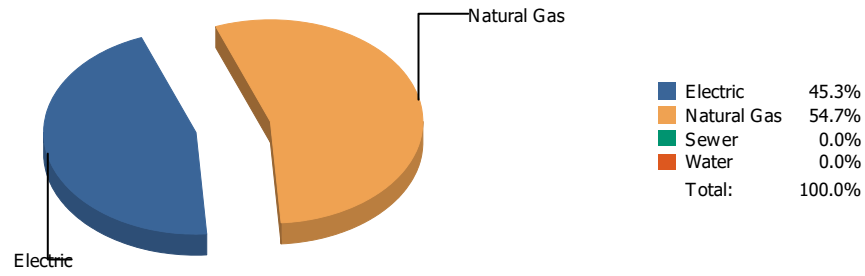


Cost

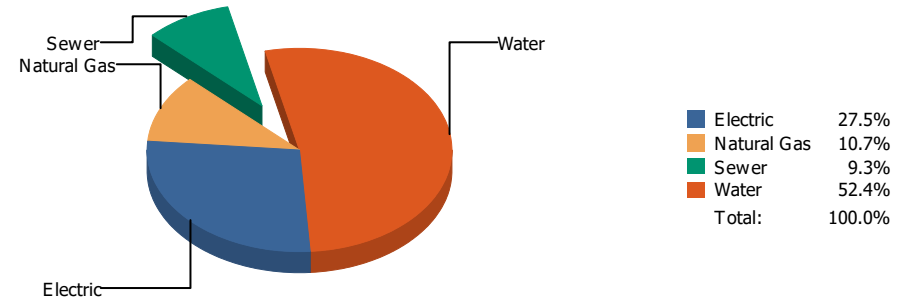


Commodity	Common Use	Energy Use	Energy Use / Area	Total Cost	Cost / Unit	Cost / Area
Place: [NEWMAN] NEWMAN ELEMENTARY 133 [BUILDING]						
Area: 73,291 SqFt						
Billing Period: Apr 2023						
ELECTRIC	16,980.00 kWh	57,936 KBtu	0.790 KBtu/SqFt	\$2,580.76	\$0.152 /kWh	\$0.035 /SqFt
NATURALGAS	1,751.00 CCF	180,353 KBtu	2.461 KBtu/SqFt	\$1,859.37	\$1.062 /CCF	\$0.025 /SqFt
SEWER	159.00 CCF			\$907.36	\$5.707 /CCF	\$0.012 /SqFt
WATER	376.00 CCF			\$1,939.20	\$5.157 /CCF	\$0.026 /SqFt
Totals:		238,289 KBtu	3.251 KBtu/SqFt	\$7,286.69		

Energy

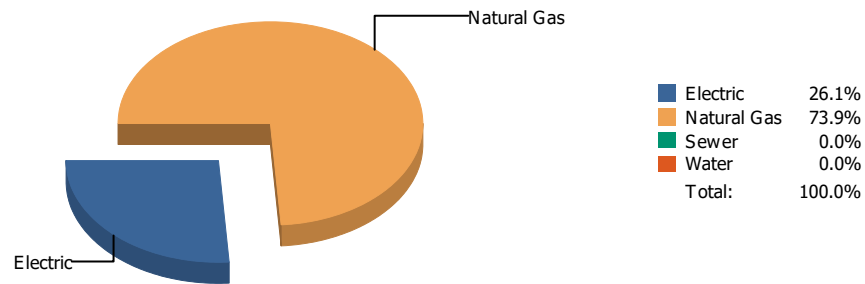


Cost

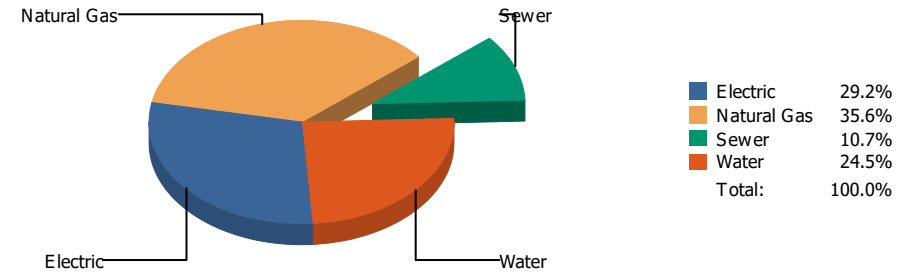


Commodity	Common Use	Energy Use	Energy Use / Area	Total Cost	Cost / Unit	Cost / Area
Place: [NIXON] L.A. NIXON 161 [BUILDING] Area: 76,873 SqFt Billing Period: Apr 2023						
ELECTRIC	22,320.00 kWh	76,156 KBtu	0.991 KBtu/SqFt	\$2,693.71	\$0.121 /kWh	\$0.035 /SqFt
NATURALGAS	894.00 CCF	92,082 KBtu	1.198 KBtu/SqFt	\$1,050.50	\$1.175 /CCF	\$0.014 /SqFt
SEWER	61.00 CCF			\$914.19	\$14.987 /CCF	\$0.012 /SqFt
WATER	588.00 CCF			\$5,130.26	\$8.725 /CCF	\$0.067 /SqFt
Totals:		168,238 KBtu	2.189 KBtu/SqFt	\$9,788.66		

Energy

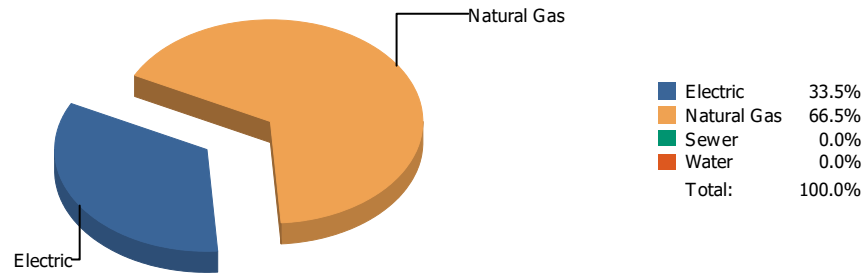


Cost

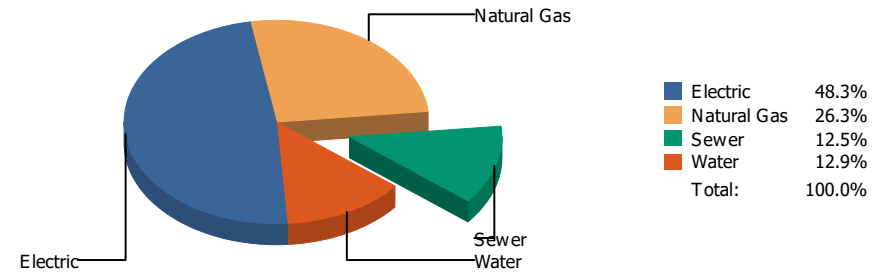


Commodity	Common Use	Energy Use	Energy Use / Area	Total Cost	Cost / Unit	Cost / Area
Place: [OCC-CTR] OCCUPATIONAL CTR. [BUILDING]						
Area: 11,845 SqFt						
Billing Period: Apr 2023						
ELECTRIC	4,500.00 kWh	15,354 KBtu	1.296 KBtu/SqFt	\$413.67	\$0.092 /kWh	\$0.035 /SqFt
NATURALGAS	422.00 CCF	43,466 KBtu	3.670 KBtu/SqFt	\$504.35	\$1.195 /CCF	\$0.043 /SqFt
SEWER	4.00 CCF			\$150.77	\$37.693 /CCF	\$0.013 /SqFt
WATER	54.00 CCF			\$346.28	\$6.413 /CCF	\$0.029 /SqFt
Totals:		58,820 KBtu	4.966 KBtu/SqFt	\$1,415.07		

Energy

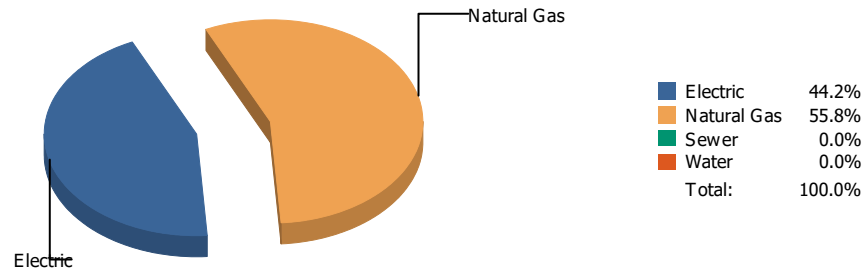


Cost

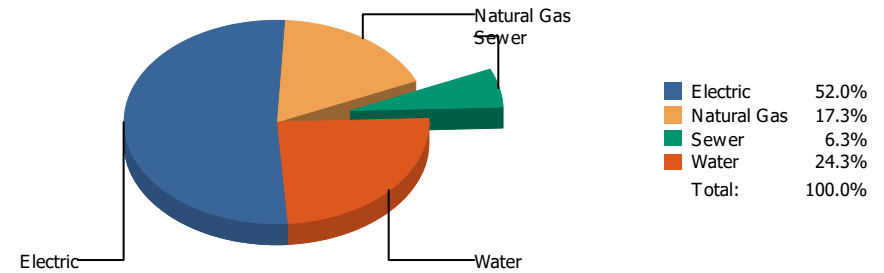


Commodity	Common Use	Energy Use	Energy Use / Area	Total Cost	Cost / Unit	Cost / Area
Place: [PARK] PARK 134 [BUILDING] Area: 63,609 SqFt Billing Period: Apr 2023						
ELECTRIC	25,001.00 kWh	85,303 KBtu	1.341 KBtu/SqFt	\$2,881.94	\$0.115 /kWh	\$0.045 /SqFt
NATURALGAS	1,643.00 CCF	169,229 KBtu	2.660 KBtu/SqFt	\$1,568.90	\$0.955 /CCF	\$0.025 /SqFt
SEWER	72.00 CCF			\$749.19	\$10.405 /CCF	\$0.012 /SqFt
WATER	100.00 CCF			\$772.10	\$7.721 /CCF	\$0.012 /SqFt
Totals:		254,532 KBtu	4.002 KBtu/SqFt	\$5,972.13		

Energy

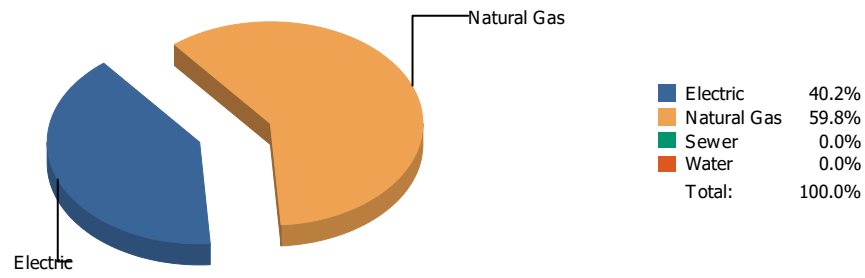


Cost

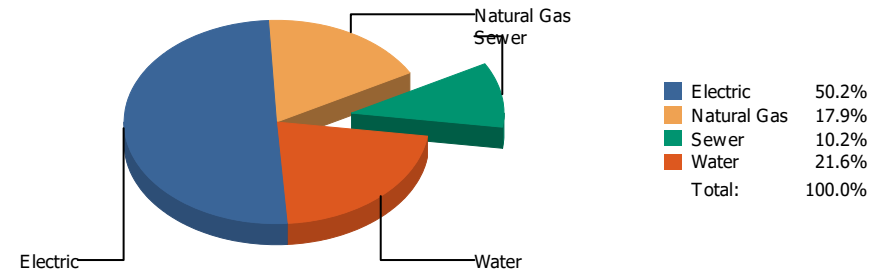


Commodity	Common Use	Energy Use	Energy Use / Area	Total Cost	Cost / Unit	Cost / Area
Place: [PAUL-MORENO_1] PAUL MORENO 167 [BUILDING]						
Area: 87,824 SqFt						
Billing Period: Apr 2023						
ELECTRIC	57,400.00 kWh	195,849 KBtu	2.230 KBtu/SqFt	\$6,226.47	\$0.108 /kWh	\$0.071 /SqFt
NATURALGAS	2,397.00 CCF	246,891 KBtu	2.811 KBtu/SqFt	\$2,069.68	\$0.863 /CCF	\$0.024 /SqFt
SEWER	65.00 CCF			\$758.62	\$11.671 /CCF	\$0.009 /SqFt
WATER	631.00 CCF			\$2,912.81	\$4.616 /CCF	\$0.033 /SqFt
Totals:		442,740 KBtu	5.041 KBtu/SqFt	\$11,967.58		

Energy

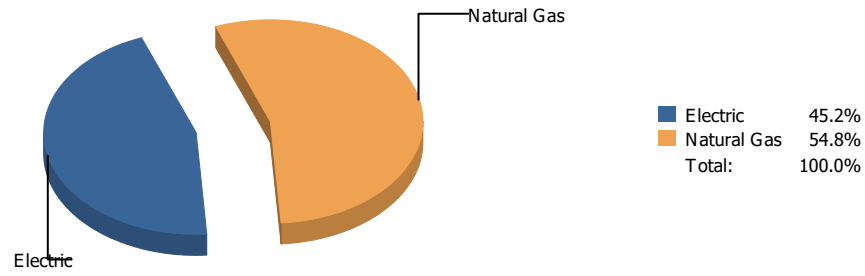


Cost

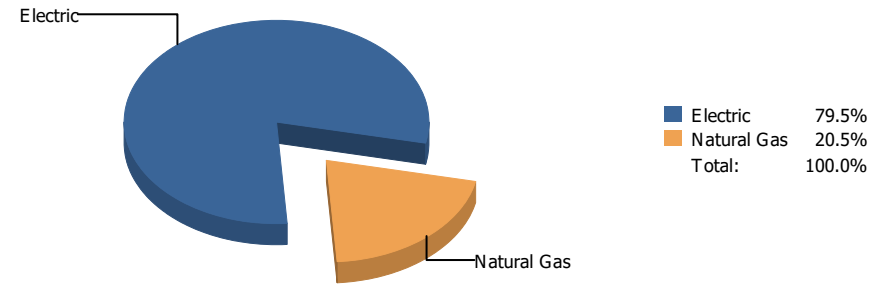


Commodity	Common Use	Energy Use	Energy Use / Area	Total Cost	Cost / Unit	Cost / Area
Place: [POLK] POLK 159 [BUILDING] Area: 67,321 SqFt Billing Period: Apr 2023						
ELECTRIC	30,940.00 kWh	105,567 KBtu	1.568 KBtu/SqFt	\$4,125.75	\$0.133 /kWh	\$0.061 /SqFt
NATURALGAS	1,525.00 CCF	157,075 KBtu	2.333 KBtu/SqFt	\$1,473.95	\$0.967 /CCF	\$0.022 /SqFt
SEWER	122.00 CCF			\$838.43	\$6.872 /CCF	\$0.012 /SqFt
WATER	323.00 CCF			\$1,774.71	\$5.494 /CCF	\$0.026 /SqFt
Totals:		262,642 KBtu	3.901 KBtu/SqFt	\$8,212.84		

Energy

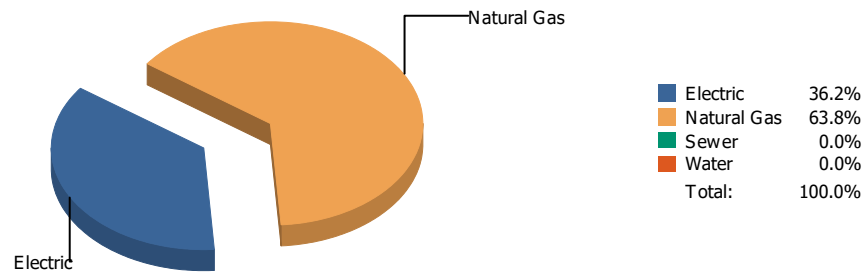


Cost

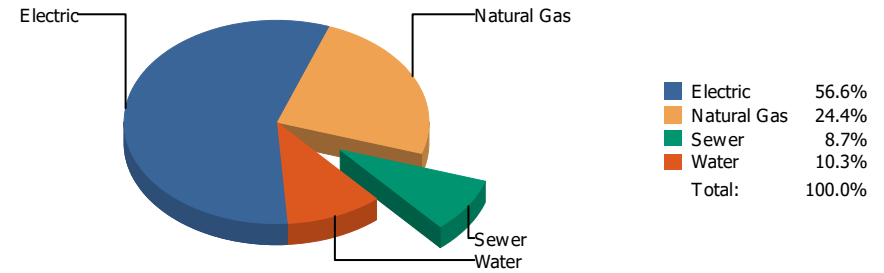


Commodity	Common Use	Energy Use	Energy Use / Area	Total Cost	Cost / Unit	Cost / Area
Place: [POWELL_2] POWELL Area: 79,770 SqFt Billing Period: Apr 2023						
		175 [BUILDING]				
ELECTRIC	37,680.00 kWh	128,564 KBtu	1.612 KBtu/SqFt	\$4,891.28	\$0.130 /kWh	\$0.061 /SqFt
NATURALGAS	1,516.00 CCF	156,148 KBtu	1.957 KBtu/SqFt	\$1,264.77	\$0.834 /CCF	\$0.016 /SqFt
Totals:		284,712 KBtu	3.569 KBtu/SqFt	\$6,156.05		

Energy

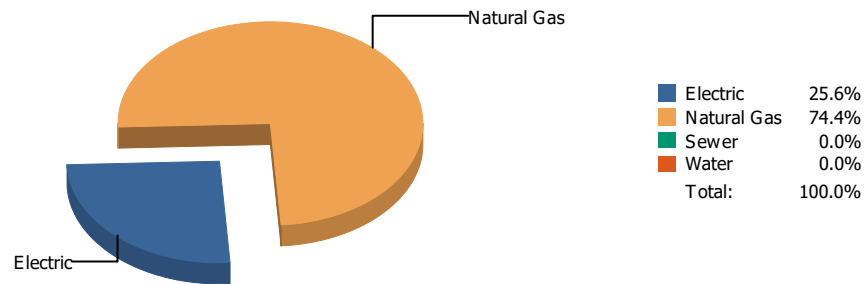


Cost

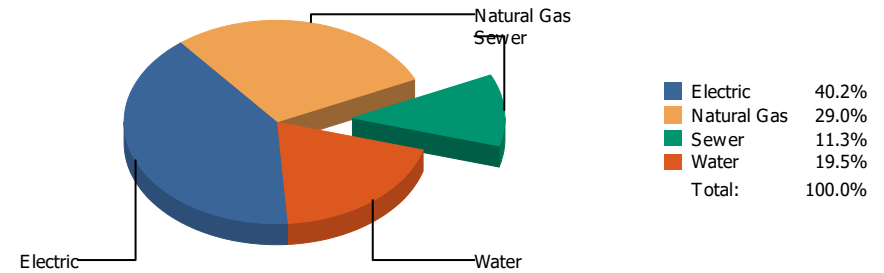


Commodity	Common Use	Energy Use	Energy Use / Area	Total Cost	Cost / Unit	Cost / Area
Place: [PROFESSIONAL-DEV] EPISD PROF DEVELOPMENT CENTER931 [BUILDING]						
Area: 18,400 SqFt						
Billing Period: Apr 2023						
ELECTRIC	8,320.00 kWh	28,388 KBtu	1.543 KBtu/SqFt	\$1,283.61	\$0.154 /kWh	\$0.070 /SqFt
NATURALGAS	486.00 CCF	50,058 KBtu	2.721 KBtu/SqFt	\$552.22	\$1.136 /CCF	\$0.030 /SqFt
SEWER	16.00 CCF			\$196.13	\$12.258 /CCF	\$0.011 /SqFt
WATER	31.00 CCF			\$234.05	\$7.550 /CCF	\$0.013 /SqFt
Totals:		78,446 KBtu	4.263 KBtu/SqFt	\$2,266.01		

Energy

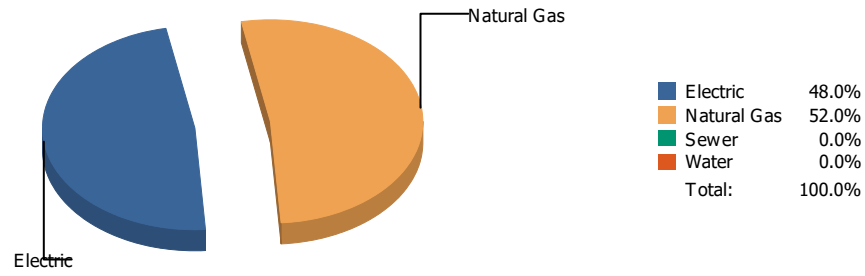


Cost

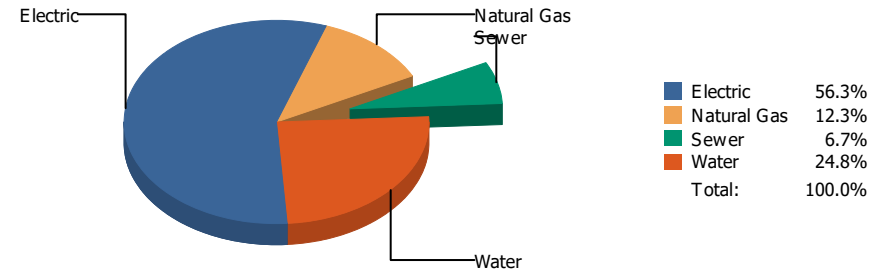


Commodity	Common Use	Energy Use	Energy Use / Area	Total Cost	Cost / Unit	Cost / Area
Place: [PUTNAM] PUTNAM 135 [BUILDING] Area: 61,978 SqFt Billing Period: Apr 2023						
ELECTRIC	19,138.00 kWh	65,299 KBtu	1.054 KBtu/SqFt	\$2,351.25	\$0.123 /kWh	\$0.038 /SqFt
NATURALGAS	1,843.00 CCF	189,829 KBtu	3.063 KBtu/SqFt	\$1,691.21	\$0.918 /CCF	\$0.027 /SqFt
SEWER	76.00 CCF			\$657.36	\$8.649 /CCF	\$0.011 /SqFt
WATER	190.00 CCF			\$1,141.88	\$6.010 /CCF	\$0.018 /SqFt
Totals:		255,128 KBtu	4.116 KBtu/SqFt	\$5,841.70		

Energy

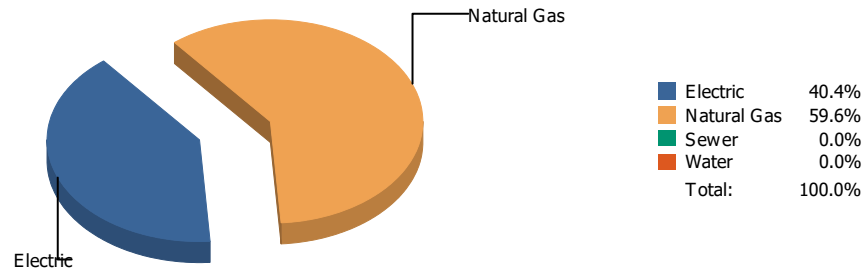


Cost

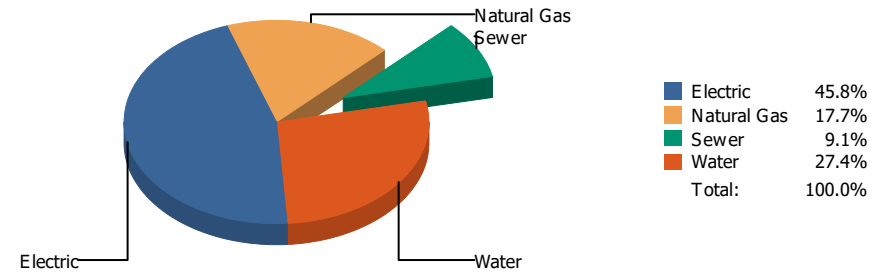


Commodity	Common Use	Energy Use	Energy Use / Area	Total Cost	Cost / Unit	Cost / Area
Place: [RICHARDS] RICHARDSON [BUILDING]						
Area: 115,872 SqFt						
Billing Period: Apr 2023						
ELECTRIC	56,100.00 kWh	191,413 KBtu	1.652 KBtu/SqFt	\$7,380.64	\$0.132 /kWh	\$0.064 /SqFt
NATURALGAS	2,010.00 CCF	207,030 KBtu	1.787 KBtu/SqFt	\$1,606.49	\$0.799 /CCF	\$0.014 /SqFt
SEWER	131.00 CCF			\$872.45	\$6.660 /CCF	\$0.008 /SqFt
WATER	616.00 CCF			\$3,244.78	\$5.268 /CCF	\$0.028 /SqFt
Totals:		398,443 KBtu	3.439 KBtu/SqFt	\$13,104.36		

Energy



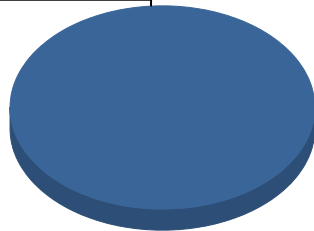
Cost



Commodity	Common Use	Energy Use	Energy Use / Area	Total Cost	Cost / Unit	Cost / Area
Place: [RIVERA] RIVERA 156 [BUILDING]						
Area: 77,562 SqFt						
Billing Period: Apr 2023						
ELECTRIC	24,548.00 kWh	83,758 KBtu	1.080 KBtu/SqFt	\$3,234.24	\$0.132 /kWh	\$0.042 /SqFt
NATURALGAS	1,200.00 CCF	123,600 KBtu	1.594 KBtu/SqFt	\$1,251.91	\$1.043 /CCF	\$0.016 /SqFt
SEWER	24.00 CCF			\$638.68	\$26.612 /CCF	\$0.008 /SqFt
WATER	231.00 CCF			\$1,930.51	\$8.357 /CCF	\$0.025 /SqFt
Totals:		207,358 KBtu	2.673 KBtu/SqFt	\$7,055.34		

Energy

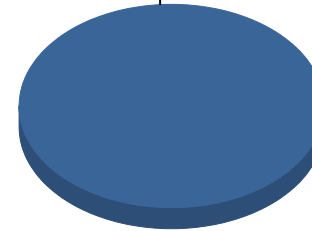
Electric



■ Electric 100.0%
Total: 100.0%

Cost

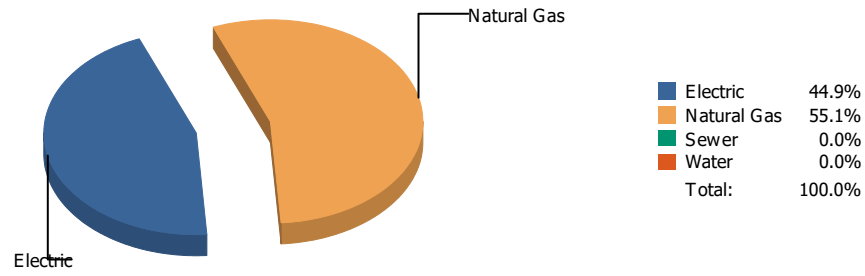
Electric



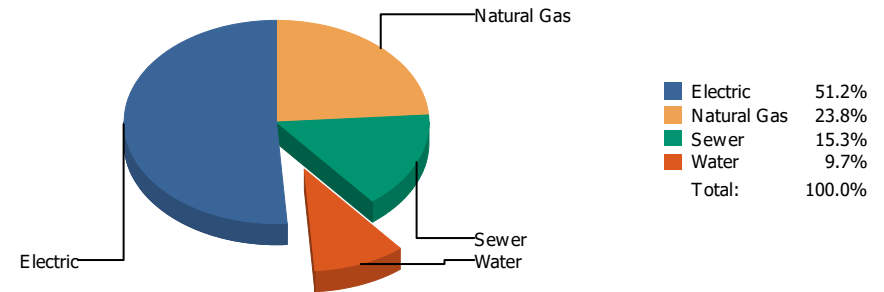
■ Electric 100.0%
Total: 100.0%

Commodity	Common Use	Energy Use	Energy Use / Area	Total Cost	Cost / Unit	Cost / Area
Place: [ROBERTS] ROBERTS 136 [BUILDING] Area: 81,457 SqFt Billing Period: Apr 2023						
ELECTRIC	5,500.00 kWh	18,766 KBtu	0.230 KBtu/SqFt	\$380.35	\$0.069 /kWh	\$0.005 /SqFt
Totals:		18,766 KBtu	0.230 KBtu/SqFt	\$380.35		

Energy

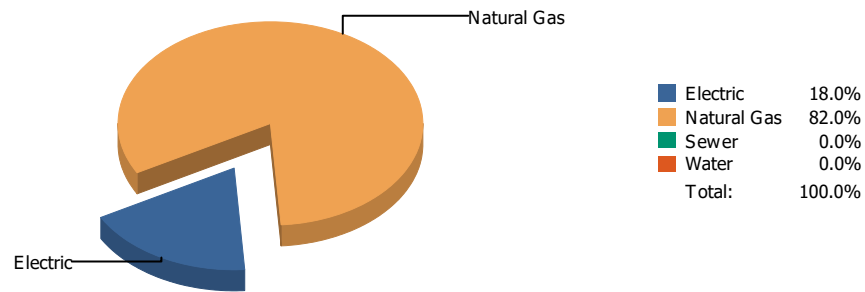


Cost

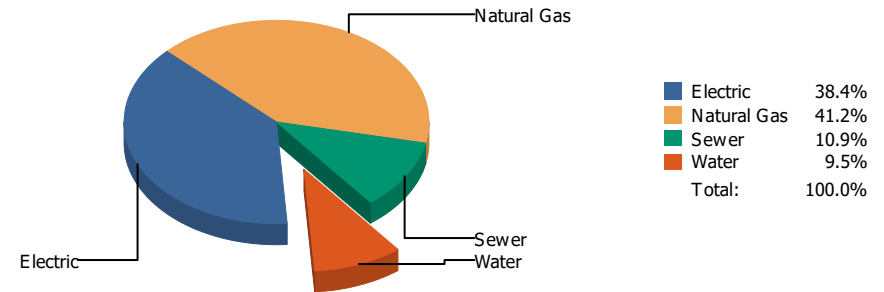


Commodity	Common Use	Energy Use	Energy Use / Area	Total Cost	Cost / Unit	Cost / Area
Place: [RUSK] RUSK 138 [BUILDING] Area: 67,240 SqFt Billing Period: Apr 2023						
ELECTRIC	15,081.00 kWh	51,456 KBtu	0.765 KBtu/SqFt	\$1,840.11	\$0.122 /kWh	\$0.027 /SqFt
NATURALGAS	613.00 CCF	63,139 KBtu	0.939 KBtu/SqFt	\$856.14	\$1.397 /CCF	\$0.013 /SqFt
SEWER	55.00 CCF			\$549.28	\$9.987 /CCF	\$0.008 /SqFt
WATER	57.00 CCF			\$348.43	\$6.113 /CCF	\$0.005 /SqFt
Totals:		114,595 KBtu	1.704 KBtu/SqFt	\$3,593.96		

Energy



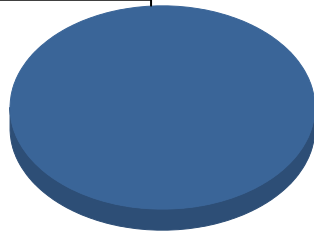
Cost



Commodity	Common Use	Energy Use	Energy Use / Area	Total Cost	Cost / Unit	Cost / Area
Place: [SAN-JAC] SAN JACINTO 139 [BUILDING] Area: 29,589 SqFt Billing Period: Apr 2023						
ELECTRIC	5,700.00 kWh	19,448 KBtu	0.657 KBtu/SqFt	\$748.69	\$0.131 /kWh	\$0.025 /SqFt
NATURALGAS	858.00 CCF	88,374 KBtu	2.987 KBtu/SqFt	\$802.20	\$0.935 /CCF	\$0.027 /SqFt
SEWER	11.00 CCF			\$212.27	\$19.297 /CCF	\$0.007 /SqFt
WATER	14.00 CCF			\$185.92	\$13.280 /CCF	\$0.006 /SqFt
Totals:		107,822 KBtu	3.644 KBtu/SqFt	\$1,949.08		

Energy

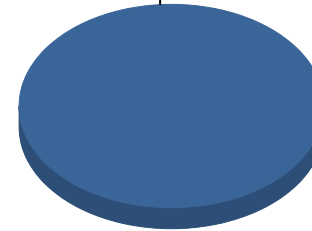
Electric



■ Electric 100.0%
Total: 100.0%

Cost

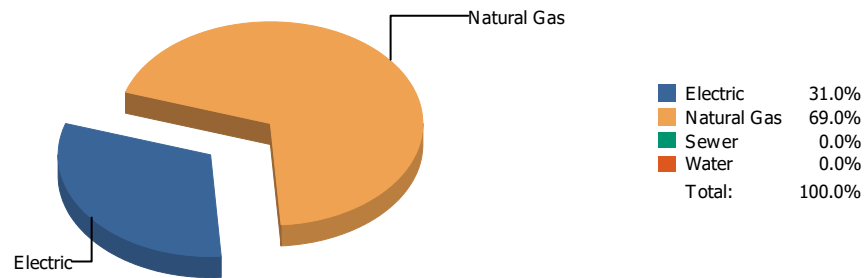
Electric



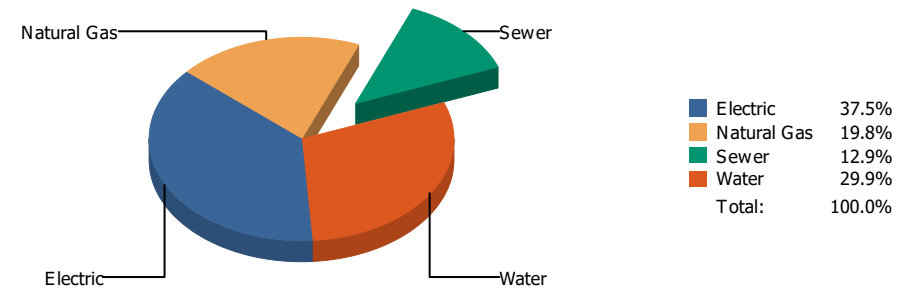
■ Electric 100.0%
Total: 100.0%

Commodity	Common Use	Energy Use	Energy Use / Area	Total Cost	Cost / Unit	Cost / Area
Place: [SCHUSTER] SCHUSTER 140 [BUILDING] Area: 34,371 SqFt Billing Period: Apr 2023						
ELECTRIC	160.00 kWh	546 KBtu	0.016 KBtu/SqFt	\$52.30	\$0.327 /kWh	\$0.002 /SqFt
Totals:		546 KBtu	0.016 KBtu/SqFt	\$52.30		

Energy

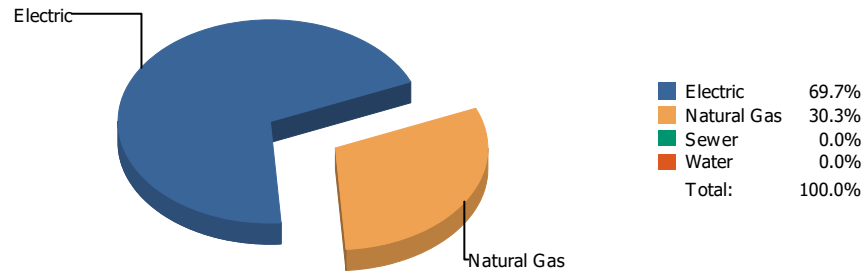


Cost

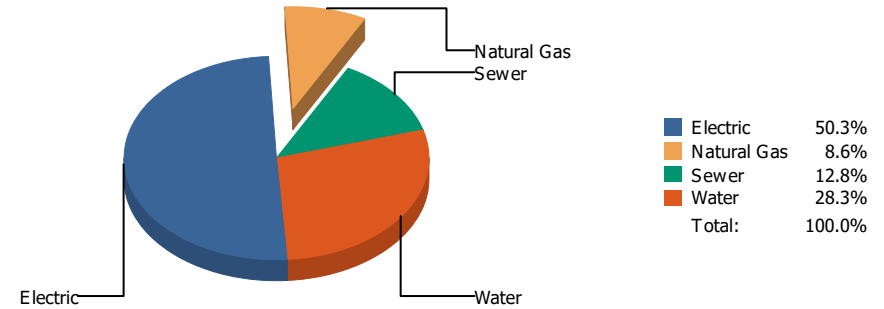


Commodity	Common Use	Energy Use	Energy Use / Area	Total Cost	Cost / Unit	Cost / Area
Place: [STANTON] STANTON 141 [BUILDING]						
Area: 75,957 SqFt						
Billing Period: Apr 2023						
ELECTRIC	15,156.00 kWh	51,712 KBtu	0.681 KBtu/SqFt	\$2,278.17	\$0.150 /kWh	\$0.030 /SqFt
NATURALGAS	1,117.00 CCF	115,051 KBtu	1.515 KBtu/SqFt	\$1,204.69	\$1.079 /CCF	\$0.016 /SqFt
SEWER	126.00 CCF			\$782.62	\$6.211 /CCF	\$0.010 /SqFt
WATER	338.00 CCF			\$1,815.44	\$5.371 /CCF	\$0.024 /SqFt
Totals:		166,763 KBtu	2.195 KBtu/SqFt	\$6,080.92		

Energy

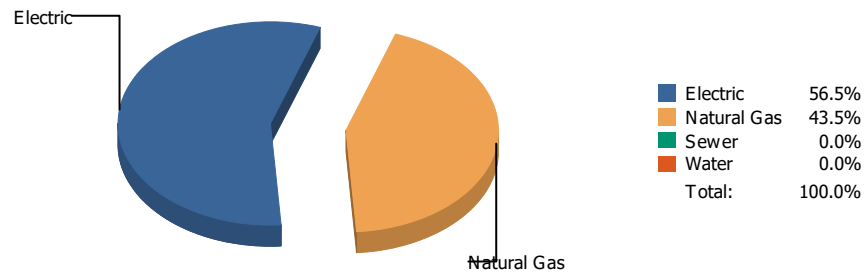


Cost

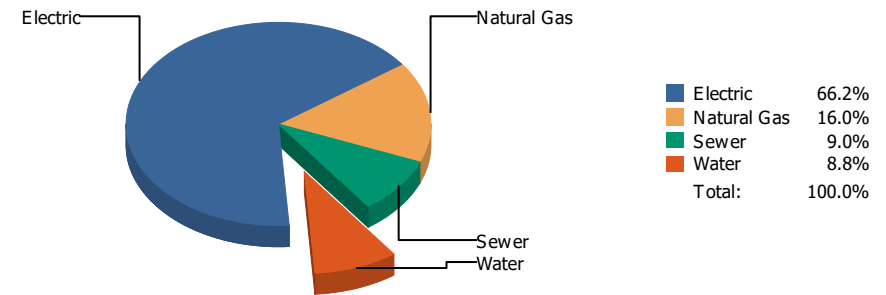


Commodity	Common Use	Energy Use	Energy Use / Area	Total Cost	Cost / Unit	Cost / Area
Place: [SUNRISEMOUNT] SUNRISE MOUNTAIN ELEMENTARY 150 [BUILDING]						
Area: 78,368 SqFt						
Billing Period: Apr 2023						
ELECTRIC	22,820.00 kWh	77,862 KBtu	0.994 KBtu/SqFt	\$2,581.23	\$0.113 /kWh	\$0.033 /SqFt
NATURALGAS	328.00 CCF	33,784 KBtu	0.431 KBtu/SqFt	\$442.95	\$1.350 /CCF	\$0.006 /SqFt
SEWER	38.00 CCF			\$656.56	\$17.278 /CCF	\$0.008 /SqFt
WATER	183.00 CCF			\$1,452.92	\$7.939 /CCF	\$0.018 /SqFt
Totals:		111,646 KBtu	1.425 KBtu/SqFt	\$5,133.66		

Energy

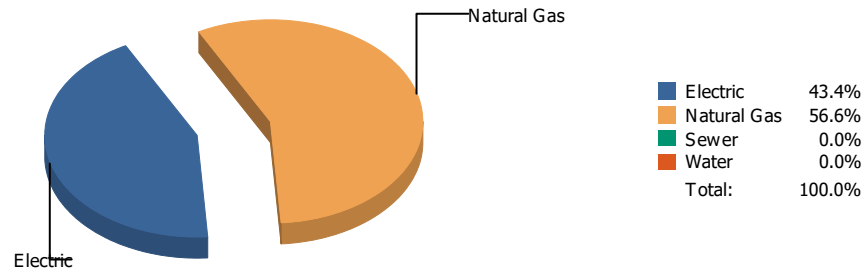


Cost

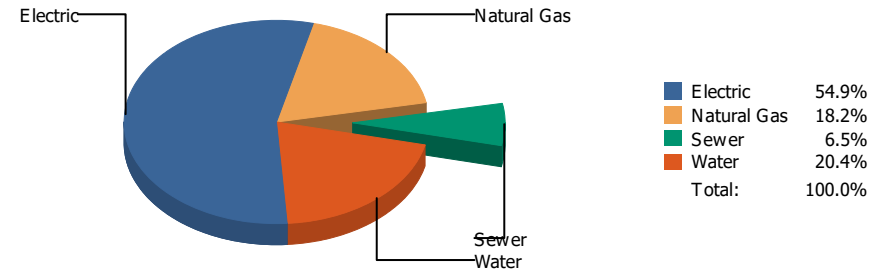


Commodity	Common Use	Energy Use	Energy Use / Area	Total Cost	Cost / Unit	Cost / Area
Place: [SUNSET-HIGH_1] TECHNOLOGY SERVICES [BUILDING]						
Area: 33,263 SqFt						
Billing Period: Apr 2023						
ELECTRIC	17,280.00 kWh	58,959 KBtu	1.773 KBtu/SqFt	\$2,141.10	\$0.124 /kWh	\$0.064 /SqFt
NATURALGAS	441.00 CCF	45,423 KBtu	1.366 KBtu/SqFt	\$517.07	\$1.172 /CCF	\$0.016 /SqFt
SEWER	32.00 CCF			\$291.65	\$9.114 /CCF	\$0.009 /SqFt
WATER	46.00 CCF			\$284.16	\$6.177 /CCF	\$0.009 /SqFt
Totals:		104,382 KBtu	3.138 KBtu/SqFt	\$3,233.98		

Energy

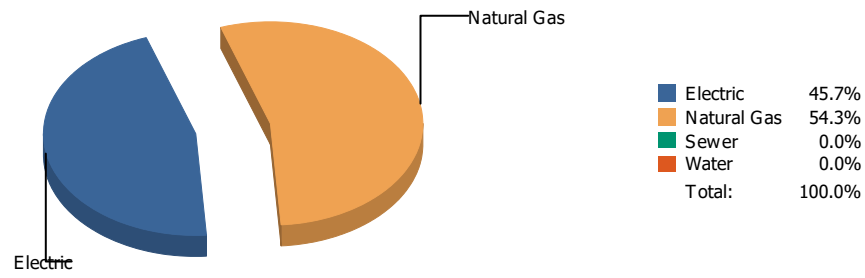


Cost

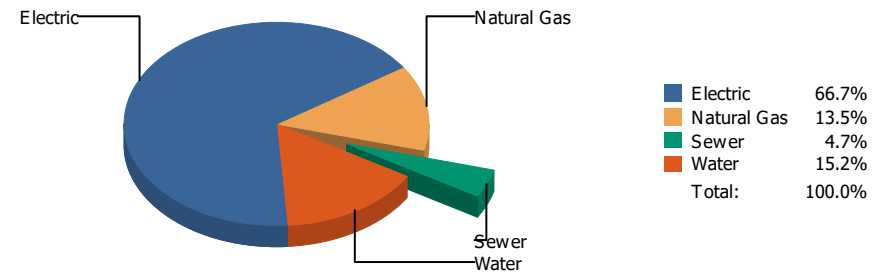


Commodity	Common Use	Energy Use	Energy Use / Area	Total Cost	Cost / Unit	Cost / Area
Place: [TIPPENELEMENTARY] TIPPIN ELEMENTARY 168 [BUILDING]						
Area: 88,360 SqFt						
Billing Period: Apr 2023						
ELECTRIC	48,480.00 kWh	165,414 KBtu	1.872 KBtu/SqFt	\$4,975.96	\$0.103 /kWh	\$0.056 /SqFt
NATURALGAS	2,096.00 CCF	215,888 KBtu	2.443 KBtu/SqFt	\$1,648.31	\$0.786 /CCF	\$0.019 /SqFt
SEWER	57.00 CCF			\$592.73	\$10.399 /CCF	\$0.007 /SqFt
WATER	304.00 CCF			\$1,846.53	\$6.074 /CCF	\$0.021 /SqFt
Totals:		381,302 KBtu	4.315 KBtu/SqFt	\$9,063.53		

Energy

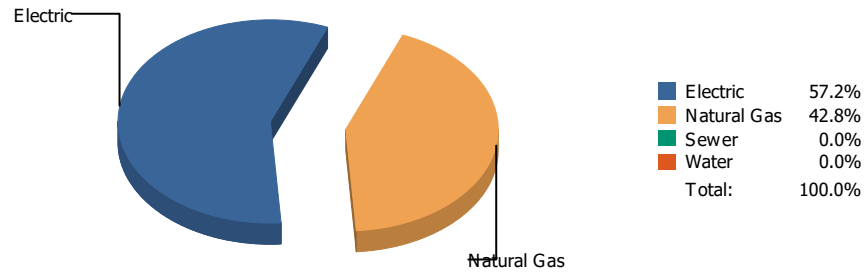


Cost

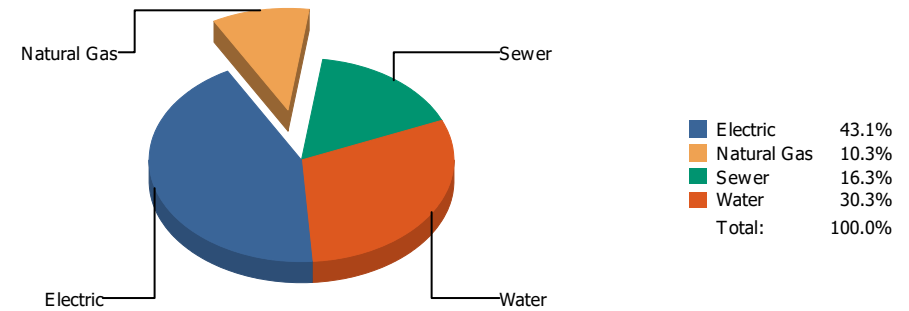


Commodity	Common Use	Energy Use	Energy Use / Area	Total Cost	Cost / Unit	Cost / Area
Place: [TOMLEA_2] TOM LEA 178 [BUILDING]						
Area: 88,828 SqFt						
Billing Period: Apr 2023						
ELECTRIC	65,080.00 kWh	222,053 KBtu	2.500 KBtu/SqFt	\$9,823.24	\$0.151 /kWh	\$0.110 /SqFt
NATURALGAS	2,558.00 CCF	263,474 KBtu	2.966 KBtu/SqFt	\$1,985.57	\$0.776 /CCF	\$0.022 /SqFt
SEWER	82.00 CCF			\$687.23	\$8.381 /CCF	\$0.008 /SqFt
WATER	323.00 CCF			\$2,236.79	\$6.925 /CCF	\$0.025 /SqFt
Totals:		485,527 KBtu	5.466 KBtu/SqFt	\$14,732.83		

Energy

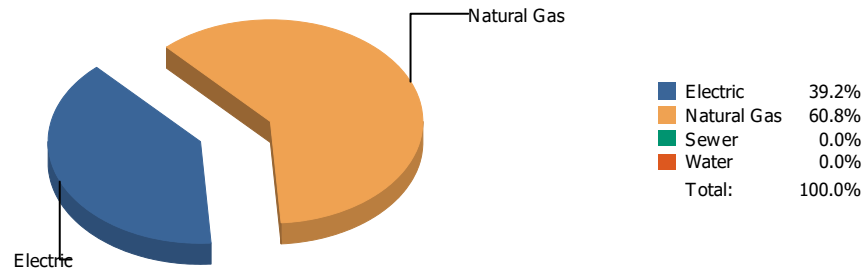


Cost

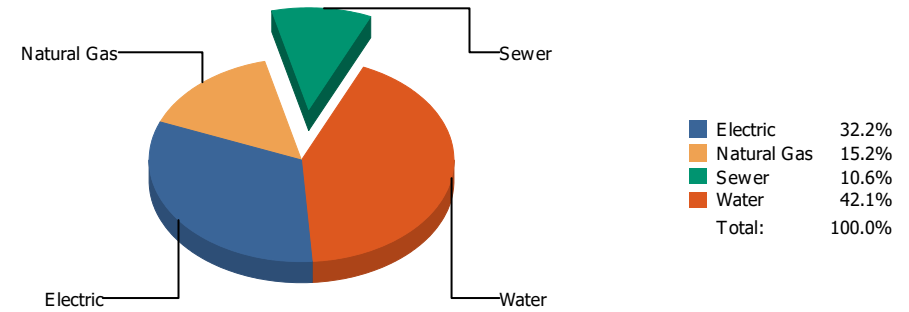


Commodity	Common Use	Energy Use	Energy Use / Area	Total Cost	Cost / Unit	Cost / Area
Place: [TORRES] TORRES 158 [BUILDING]						
Area: 59,142 SqFt						
Billing Period: Apr 2023						
ELECTRIC	42,320.00 kWh	144,396 KBtu	2.442 KBtu/SqFt	\$4,253.12	\$0.100 /kWh	\$0.072 /SqFt
NATURALGAS	1,051.00 CCF	108,253 KBtu	1.830 KBtu/SqFt	\$1,017.28	\$0.968 /CCF	\$0.017 /SqFt
SEWER	117.00 CCF			\$1,604.42	\$13.713 /CCF	\$0.027 /SqFt
WATER	490.00 CCF			\$2,991.56	\$6.105 /CCF	\$0.050 /SqFt
Totals:		252,649 KBtu	4.272 KBtu/SqFt	\$9,866.38		

Energy

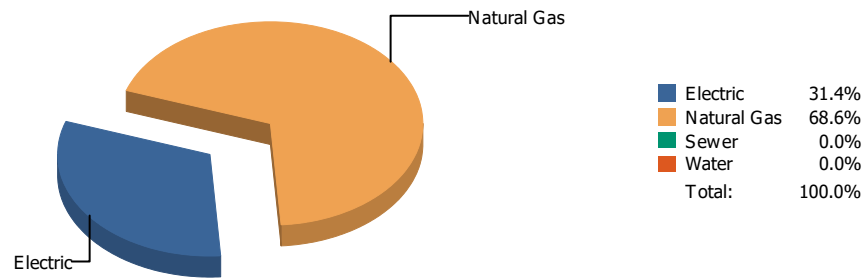


Cost

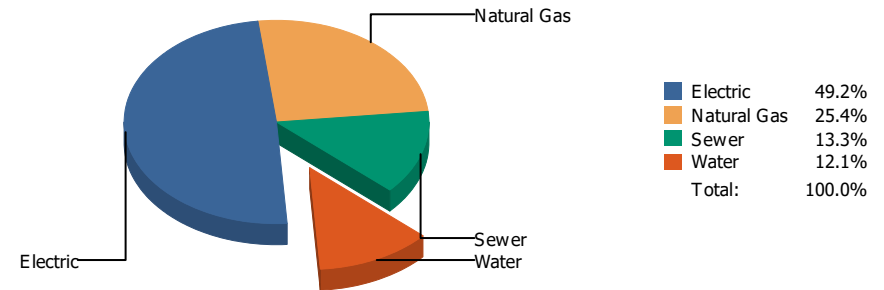


Commodity	Common Use	Energy Use	Energy Use / Area	Total Cost	Cost / Unit	Cost / Area
Place: [TRAVIS] TRAVIS 143 [BUILDING]						
Area: 78,925 SqFt						
Billing Period: Apr 2023						
ELECTRIC	14,402.00 kWh	49,140 KBtu	0.623 KBtu/SqFt	\$1,541.09	\$0.107 /kWh	\$0.019 /SqFt
NATURALGAS	739.00 CCF	76,117 KBtu	0.964 KBtu/SqFt	\$727.47	\$0.984 /CCF	\$0.009 /SqFt
SEWER	53.00 CCF			\$506.68	\$9.560 /CCF	\$0.006 /SqFt
WATER	443.00 CCF			\$2,017.19	\$4.553 /CCF	\$0.025 /SqFt
Totals:		125,257 KBtu	1.587 KBtu/SqFt	\$4,792.43		

Energy

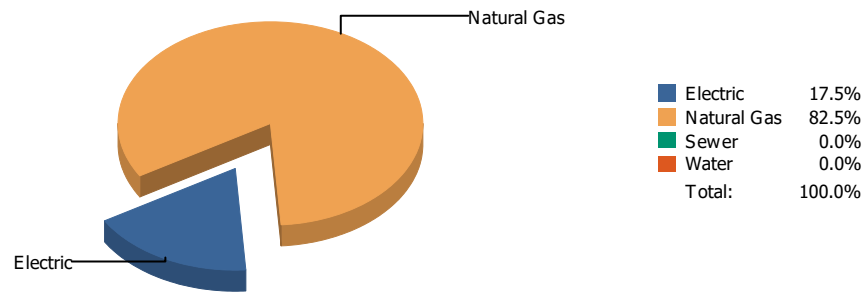


Cost

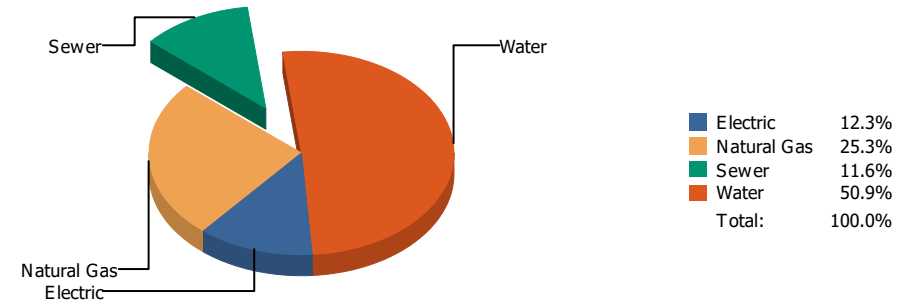


Commodity	Common Use	Energy Use	Energy Use / Area	Total Cost	Cost / Unit	Cost / Area
Place: [VILAS] VILAS 144 [BUILDING] Area: 66,992 SqFt Billing Period: Apr 2023						
ELECTRIC	20,757.00 kWh	70,823 KBtu	1.057 KBtu/SqFt	\$3,241.78	\$0.156 /kWh	\$0.048 /SqFt
NATURALGAS	1,504.00 CCF	154,912 KBtu	2.312 KBtu/SqFt	\$1,675.04	\$1.114 /CCF	\$0.025 /SqFt
SEWER	52.00 CCF			\$879.32	\$16.910 /CCF	\$0.013 /SqFt
WATER	74.00 CCF			\$798.94	\$10.796 /CCF	\$0.012 /SqFt
Totals:		225,735 KBtu	3.370 KBtu/SqFt	\$6,595.08		

Energy

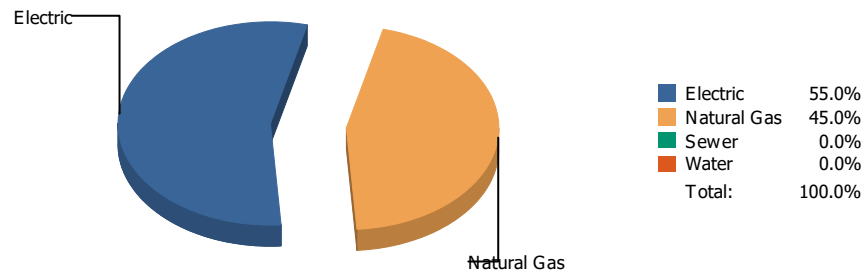


Cost

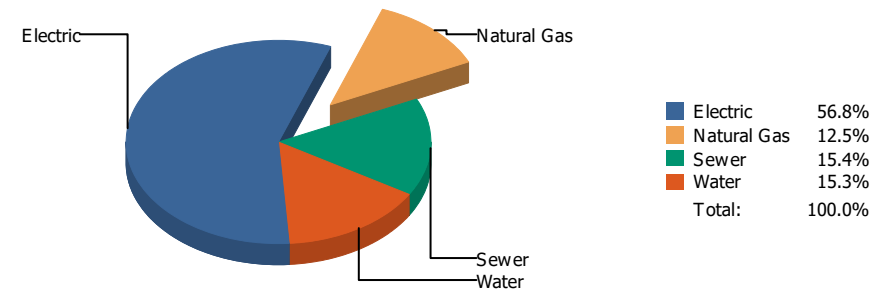


Commodity	Common Use	Energy Use	Energy Use / Area	Total Cost	Cost / Unit	Cost / Area
Place: [WAINWRIG] WAINWRIGHT 145 [BUILDING] Area: 38,227 SqFt Billing Period: Apr 2023						
ELECTRIC	4,587.00 kWh	15,651 KBtu	0.409 KBtu/SqFt	\$450.33	\$0.098 /kWh	\$0.012 /SqFt
NATURALGAS	715.00 CCF	73,645 KBtu	1.927 KBtu/SqFt	\$926.70	\$1.296 /CCF	\$0.024 /SqFt
SEWER	22.00 CCF			\$424.54	\$19.297 /CCF	\$0.011 /SqFt
WATER	216.00 CCF			\$1,864.10	\$8.630 /CCF	\$0.049 /SqFt
Totals:		89,296 KBtu	2.336 KBtu/SqFt	\$3,665.67		

Energy



Cost



Commodity	Common Use	Energy Use	Energy Use / Area	Total Cost	Cost / Unit	Cost / Area
Place: [WALLY-HARTLEY-PK-8] WALLY HARTLEY PK-8 042 [BUILDING]						
Area: 131,497 SqFt						
Billing Period: Apr 2023						
ELECTRIC	80,494.00 kWh	274,646 KBtu	2.089 KBtu/SqFt	\$8,513.81	\$0.106 /kWh	\$0.065 /SqFt
NATURALGAS	2,181.00 CCF	224,643 KBtu	1.708 KBtu/SqFt	\$1,880.06	\$0.862 /CCF	\$0.014 /SqFt
SEWER	356.00 CCF			\$2,304.03	\$6.472 /CCF	\$0.017 /SqFt
WATER	489.00 CCF			\$2,301.17	\$4.706 /CCF	\$0.017 /SqFt
Totals:		499,289 KBtu	3.797 KBtu/SqFt	\$14,999.07		

Energy

Electric



■ Electric 100.0%
Total: 100.0%

Cost

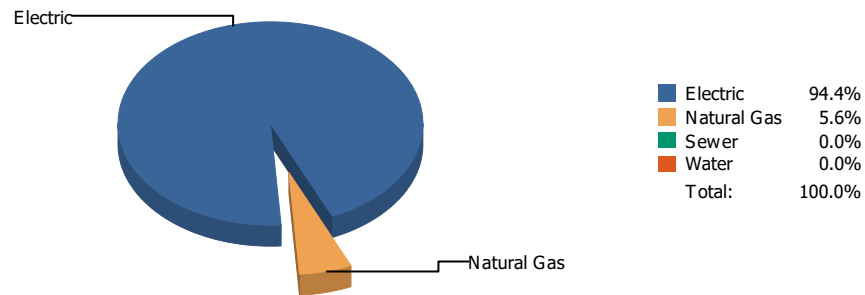
Electric



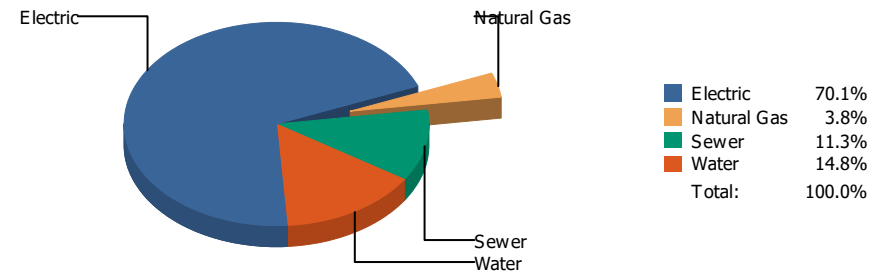
■ Electric 100.0%
Total: 100.0%

Commodity	Common Use	Energy Use	Energy Use / Area	Total Cost	Cost / Unit	Cost / Area
Place: [WESTSIDE] WESTSIDE TRANSPORTATION 951 [BUILDING]						
Area: 4,040 SqFt						
Billing Period: Apr 2023						
ELECTRIC	2,078.00 kWh	7,090 KBtu	1.755 KBtu/SqFt	\$265.62	\$0.128 /kWh	\$0.066 /SqFt
Totals:		7,090 KBtu	1.755 KBtu/SqFt	\$265.62		

Energy

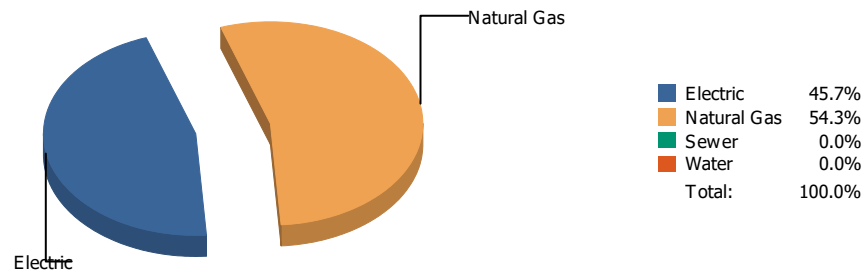


Cost

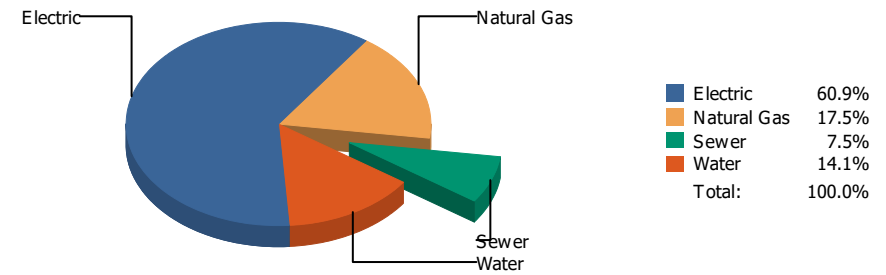


Commodity	Common Use	Energy Use	Energy Use / Area	Total Cost	Cost / Unit	Cost / Area
Place: [W-HILLS] WESTERN HILLS 146 [BUILDING]						
Area: 77,753 SqFt						
Billing Period: Apr 2023						
ELECTRIC	29,520.00 kWh	100,722 KBtu	1.295 KBtu/SqFt	\$4,702.58	\$0.159 /kWh	\$0.060 /SqFt
NATURALGAS	58.00 CCF	5,974 KBtu	0.077 KBtu/SqFt	\$255.67	\$4.408 /CCF	\$0.003 /SqFt
SEWER	46.00 CCF			\$754.96	\$16.412 /CCF	\$0.010 /SqFt
WATER	80.00 CCF			\$991.60	\$12.395 /CCF	\$0.013 /SqFt
Totals:		106,696 KBtu	1.372 KBtu/SqFt	\$6,704.81		

Energy

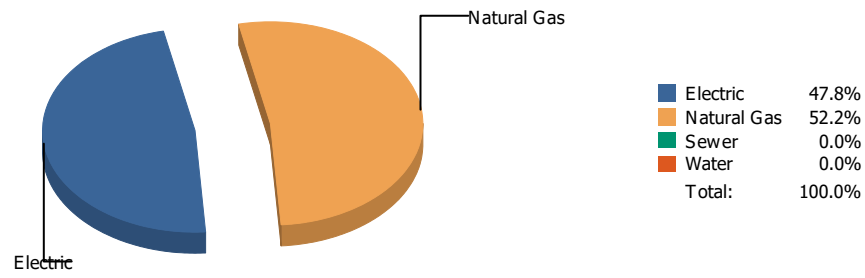


Cost

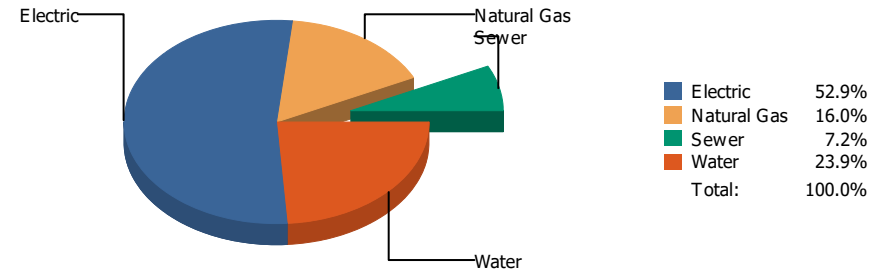


Commodity	Common Use	Energy Use	Energy Use / Area	Total Cost	Cost / Unit	Cost / Area
Place: [WHITAKER] WHITAKER 153 [BUILDING]						
Area: 89,458 SqFt						
Billing Period: Apr 2023						
ELECTRIC	47,040.00 kWh	160,500 KBtu	1.794 KBtu/SqFt	\$5,219.07	\$0.111 /kWh	\$0.058 /SqFt
NATURALGAS	1,850.00 CCF	190,550 KBtu	2.130 KBtu/SqFt	\$1,495.81	\$0.809 /CCF	\$0.017 /SqFt
SEWER	25.00 CCF			\$642.46	\$25.698 /CCF	\$0.007 /SqFt
WATER	121.00 CCF			\$1,212.57	\$10.021 /CCF	\$0.013 /SqFt
Totals:		351,050 KBtu	3.924 KBtu/SqFt	\$8,569.91		

Energy

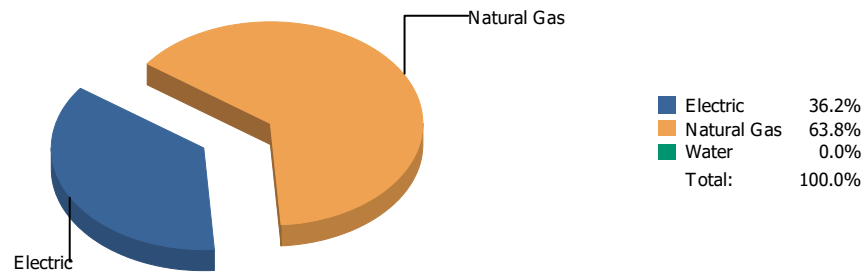


Cost

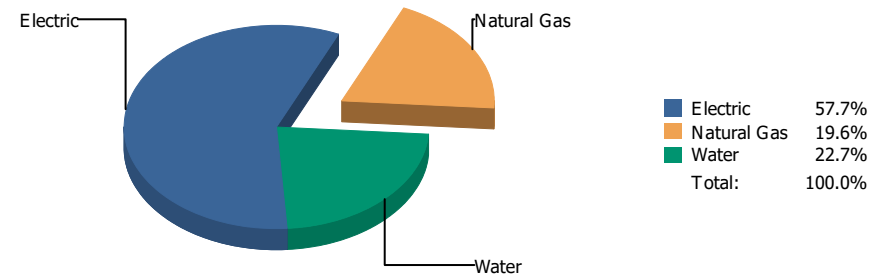


Commodity	Common Use	Energy Use	Energy Use / Area	Total Cost	Cost / Unit	Cost / Area
Place: [WHITE] ZACH WHITE ELEMENTARY NEW-1997 [BUILDING]						
Area: 92,458 SqFt						
Billing Period: Apr 2023						
ELECTRIC	33,600.00 kWh	114,643 KBtu	1.240 KBtu/SqFt	\$4,168.30	\$0.124 /kWh	\$0.045 /SqFt
NATURALGAS	1,216.00 CCF	125,248 KBtu	1.355 KBtu/SqFt	\$1,263.30	\$1.039 /CCF	\$0.014 /SqFt
SEWER	60.00 CCF			\$568.18	\$9.470 /CCF	\$0.006 /SqFt
WATER	392.00 CCF			\$1,880.72	\$4.798 /CCF	\$0.020 /SqFt
Totals:		239,891 KBtu	2.595 KBtu/SqFt	\$7,880.50		

Energy

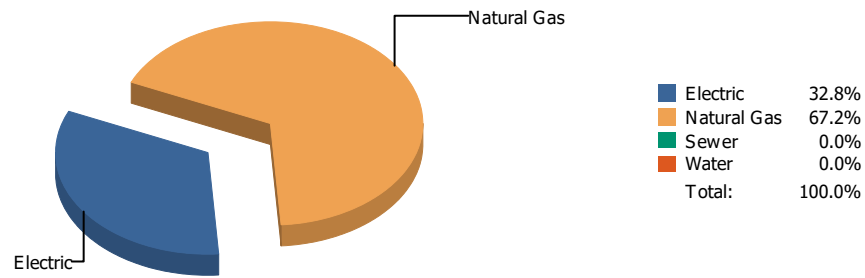


Cost

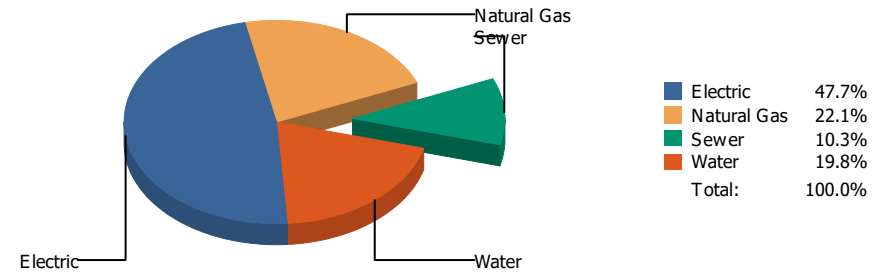


Commodity	Common Use	Energy Use	Energy Use / Area	Total Cost	Cost / Unit	Cost / Area
Place: [WIGGS] WIGGS 052 [BUILDING] Area: 110,689 SqFt Billing Period: Apr 2023						
ELECTRIC	27,320.00 kWh	93,216 KBtu	0.842 KBtu/SqFt	\$3,845.42	\$0.141 /kWh	\$0.035 /SqFt
NATURALGAS	1,596.00 CCF	164,388 KBtu	1.485 KBtu/SqFt	\$1,306.40	\$0.819 /CCF	\$0.012 /SqFt
WATER	280.00 CCF			\$1,514.57	\$5.409 /CCF	\$0.014 /SqFt
Totals:		257,604 KBtu	2.327 KBtu/SqFt	\$6,666.39		

Energy

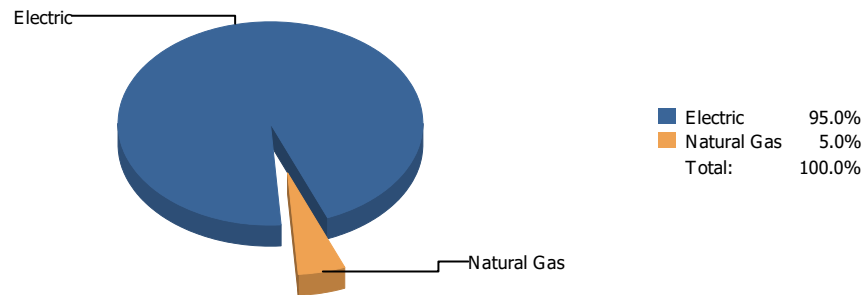


Cost

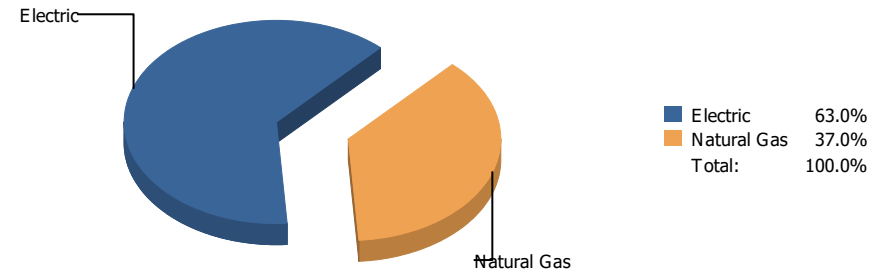


Commodity	Common Use	Energy Use	Energy Use / Area	Total Cost	Cost / Unit	Cost / Area
Place: [YOUNG/WOMENS/ACADEMY/1] YOUNG WOMENS ACADEMY [BUILDING]						
Area: 133,779 SqFt						
Billing Period: Apr 2023						
ELECTRIC	52,500.00 kWh	179,130 KBtu	1.339 KBtu/SqFt	\$5,710.22	\$0.109 /kWh	\$0.043 /SqFt
NATURALGAS	3,563.00 CCF	366,989 KBtu	2.743 KBtu/SqFt	\$2,650.23	\$0.744 /CCF	\$0.020 /SqFt
SEWER	173.00 CCF			\$1,235.02	\$7.139 /CCF	\$0.009 /SqFt
WATER	518.00 CCF			\$2,374.11	\$4.583 /CCF	\$0.018 /SqFt
Totals:		546,119 KBtu	4.082 KBtu/SqFt	\$11,969.58		

Energy

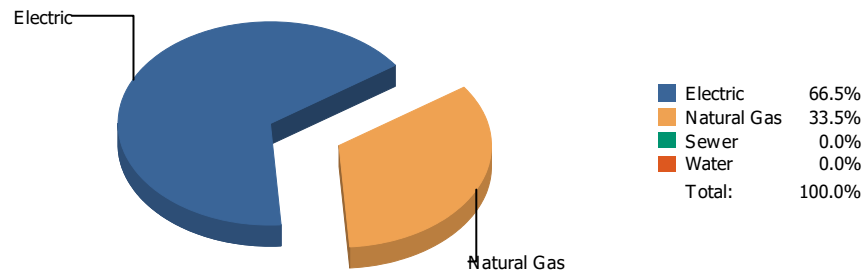


Cost

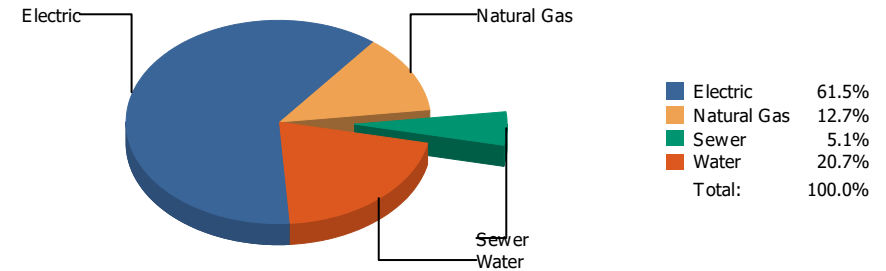


Commodity	Common Use	Energy Use	Energy Use / Area	Total Cost	Cost / Unit	Cost / Area
Place: [ZANEGREYWAREHOUSE] ZANE GREY WAREHOUSE [BUILDING]						
Area: 0 SqFt						
Billing Period: Apr 2023						
ELECTRIC	2,284.00 kWh	7,793 KBtu		\$373.59	\$0.164 /kWh	
NATURALGAS	4.00 CCF	412 KBtu		\$219.24	\$54.810 /CCF	
Totals:		8,205 KBtu		\$592.83		

Energy



Cost



Commodity	Common Use	Energy Use	Energy Use / Area	Total Cost	Cost / Unit	Cost / Area
Place: [ZAVALA] ZAVALA 148 [BUILDING]						
Area: 53,356 SqFt						
Billing Period: Apr 2023						
ELECTRIC	35,455.00 kWh	120,972 KBtu	2.267 KBtu/SqFt	\$3,394.43	\$0.096 /kWh	\$0.064 /SqFt
NATURALGAS	591.00 CCF	60,873 KBtu	1.141 KBtu/SqFt	\$700.86	\$1.186 /CCF	\$0.013 /SqFt
SEWER	29.00 CCF			\$280.31	\$9.666 /CCF	\$0.005 /SqFt
WATER	174.00 CCF			\$1,141.06	\$6.558 /CCF	\$0.021 /SqFt
Totals:		181,845 KBtu	3.408 KBtu/SqFt	\$5,516.66		

Requested by: eagarci2

Client version:

Report version: 9

Filters: Meters in Building Name: Not one of ZACH WHITE MODULAR SCHOOL 147;START SCHOOL EARLY 1 DAY VALUE;STADIUM RATE CHANGES;SKY PARK IB1;SKY PARK I 200;SKY PARK;ROOSEVELT 137;REMCON COTTAGES;PARKDALE COTTAGES 957;NORTHEAST BOOK DEPOSITORY 814;NEW COMPUTERS SINCE JUNE 1990;Lighting;CANYON HILLS PORTABLES;Butterfield Trail Warehouse;BRANON COTTAGES 955;BLUE FLAME BLDG.;BARCELONA COTTAGES;ALL REFUNDS AND REBATES; ; Bill is Void Equals 0; Account is Active Equals 1; Bill is from External Vendor Equals 1; ; Billing Period Equals Apr 2023

Record count: 0