

**el Paso**

Energy CAP

Cost Avoidance Program

**Cost Summary Graph**

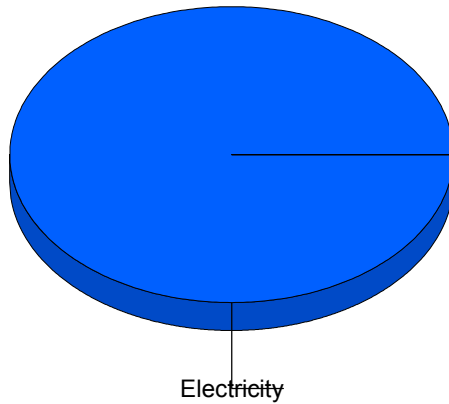
Grouped by Energy Type

---

Energy Type	Use	Units	Meter Cost	Special Charges	Total Cost	Avg Unit Cost	% of Total Cost
<b>Site: ALAMO ELEMENTARY SCH - ALAMO ELEMENTARY SCH</b>							
Electricity		3,750 KWH	\$416.65	\$0.00	\$416.65	0.1111	100.00%
<b>Total Cost:</b>			<b>\$416.65</b>	<b>\$0.00</b>	<b>\$416.65</b>		

---

For ALAMO  
ELEMENTARY  
SCH



■ Electricity	100.0%
Total:	100.0%

---

*Filters: Cost Center Name Not Equal To DoNotReport; Billing Period Equal To 201306All Meter CodesAll Group Names*

**elpaso**

Energy CAP

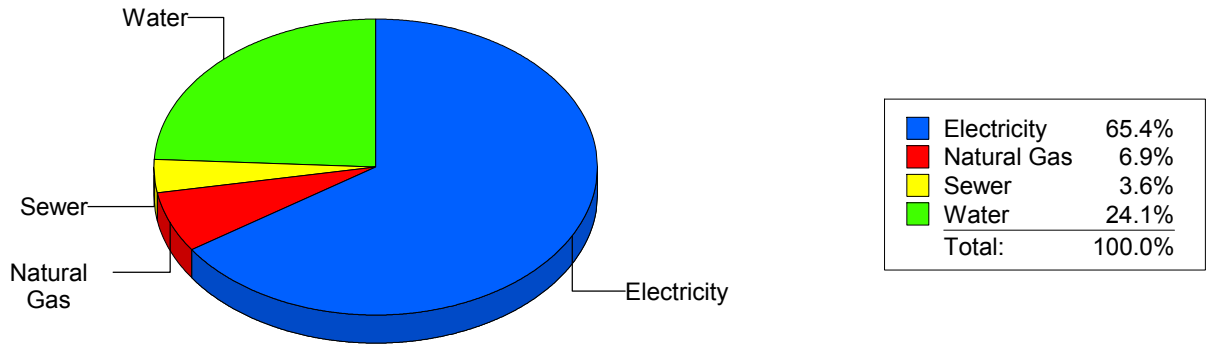
Cost Avoidance Program

**Cost Summary Graph**

Grouped by Energy Type

Energy Type	Use	Units	Meter Cost	Special Charges	Total Cost	Avg Unit Cost	% of Total Cost
<b>Site: ALTA VISTA ELEMENTAR - ALTA VISTA ELEMENTAR</b>							
Electricity	22,350	KWH	\$3,828.36	\$0.00	\$3,828.36	0.1713	65.45%
Natural Gas	507	CCF	\$401.38	\$0.00	\$401.38	0.7917	6.86%
Water	411	CCF	\$1,409.02	\$0.00	\$1,409.02	3.4283	24.09%
Sewer	104	CCF	\$210.84	\$0.00	\$210.84	2.0273	3.60%
<b>Total Cost:</b>			<b>\$5,849.60</b>	<b>\$0.00</b>	<b>\$5,849.60</b>		

For ALTA VISTA ELEMENTAR



*Filters: Cost Center Name Not Equal To DoNotReport; Billing Period Equal To 201306All Meter CodesAll Group Names*

**elpaso**

Energy CAP

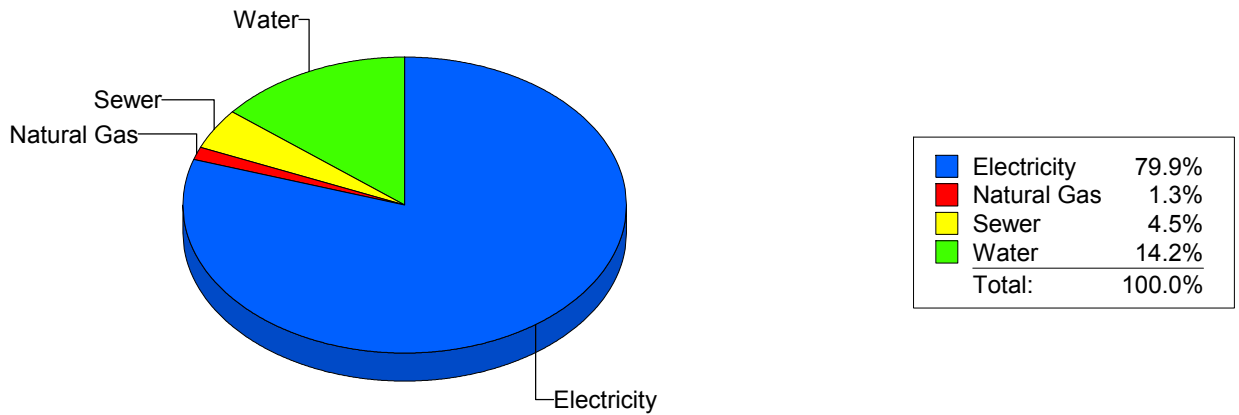
Cost Avoidance Program

**Cost Summary Graph**

Grouped by Energy Type

Energy Type	Use	Units	Meter Cost	Special Charges	Total Cost	Avg Unit Cost	% of Total Cost
<b>Site: ANDRESS HIGH SCHOOL - ANDRESS HIGH SCHOOL</b>							
Electricity	152,153	KWH	\$18,668.16	\$0.00	\$18,668.16	0.1227	79.94%
Natural Gas	308	CCF	\$314.81	\$0.00	\$314.81	1.0221	1.35%
Water	1,492	CCF	\$3,319.39	\$0.00	\$3,319.39	2.2248	14.21%
Sewer	653	CCF	\$1,049.97	\$0.00	\$1,049.97	1.6079	4.50%
<b>Total Cost:</b>			<b>\$23,352.33</b>	<b>\$0.00</b>	<b>\$23,352.33</b>		

For ANDRESS HIGH SCHOOL



*Filters: Cost Center Name Not Equal To DoNotReport; Billing Period Equal To 201306All Meter CodesAll Group Names*

**elpaso**

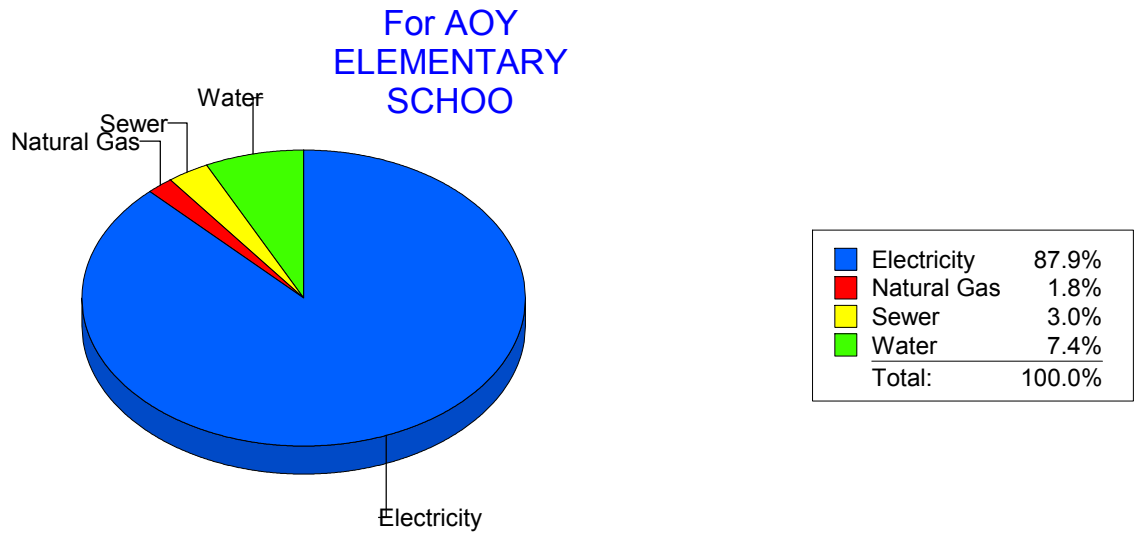
Energy CAP

Cost Avoidance Program

**Cost Summary Graph**

Grouped by Energy Type

Energy Type	Use	Units	Meter Cost	Special Charges	Total Cost	Avg Unit Cost	% of Total Cost
<b>Site: AOY ELEMENTARY SCHOO - AOY ELEMENTARY SCHOO</b>							
Electricity	73,074	KWH	\$12,427.50	\$0.00	\$12,427.50	0.1701	87.89%
Natural Gas	278	CCF	\$253.24	\$0.00	\$253.24	0.9109	1.79%
Water	290	CCF	\$1,040.84	\$0.00	\$1,040.84	3.5891	7.36%
Sewer	98	CCF	\$417.98	\$0.00	\$417.98	4.2651	2.96%
<b>Total Cost:</b>			<b>\$14,139.56</b>	<b>\$0.00</b>	<b>\$14,139.56</b>		



*Filters: Cost Center Name Not Equal To DoNotReport; Billing Period Equal To 201306All Meter CodesAll Group Names*

**elpaso**

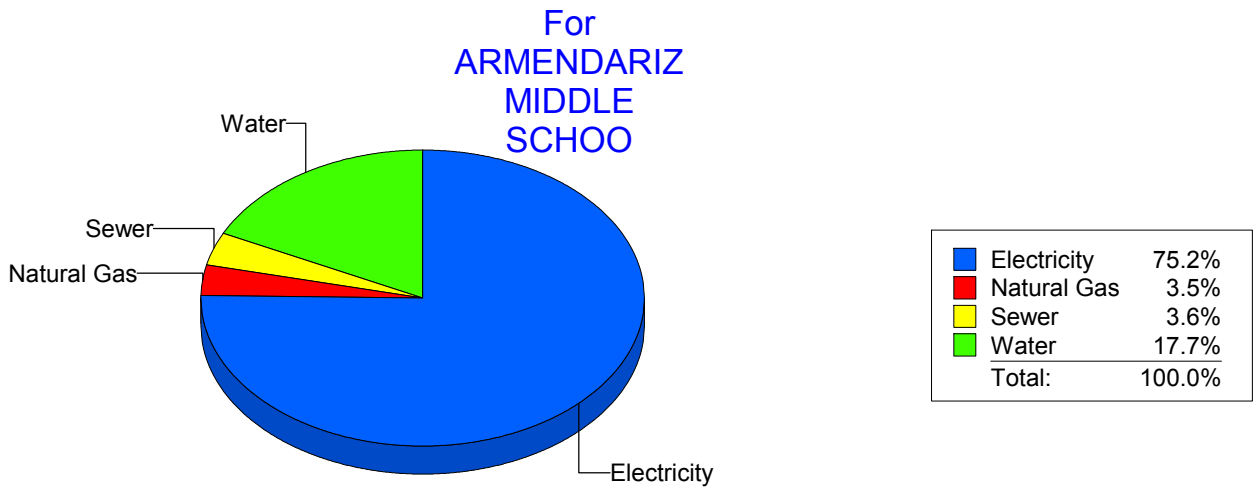
Energy CAP

Cost Avoidance Program

**Cost Summary Graph**

Grouped by Energy Type

Energy Type	Use	Units	Meter Cost	Special Charges	Total Cost	Avg Unit Cost	% of Total Cost
<b>Site: ARMENDARIZ MIDDLE SCHOO - ARMENDARIZ MIDDLE SCHOO</b>							
Electricity	64,500	KWH	\$9,136.19	\$0.00	\$9,136.19	0.1416	75.21%
Natural Gas	599	CCF	\$419.92	\$0.00	\$419.92	0.7010	3.46%
Water	925	CCF	\$2,149.17	\$0.00	\$2,149.17	2.3234	17.69%
Sewer	154	CCF	\$441.75	\$0.00	\$441.75	2.8685	3.64%
<b>Total Cost:</b>			<b>\$12,147.03</b>	<b>\$0.00</b>	<b>\$12,147.03</b>		



*Filters: Cost Center Name Not Equal To DoNotReport; Billing Period Equal To 201306All Meter CodesAll Group Names*

**el Paso**

Energy CAP

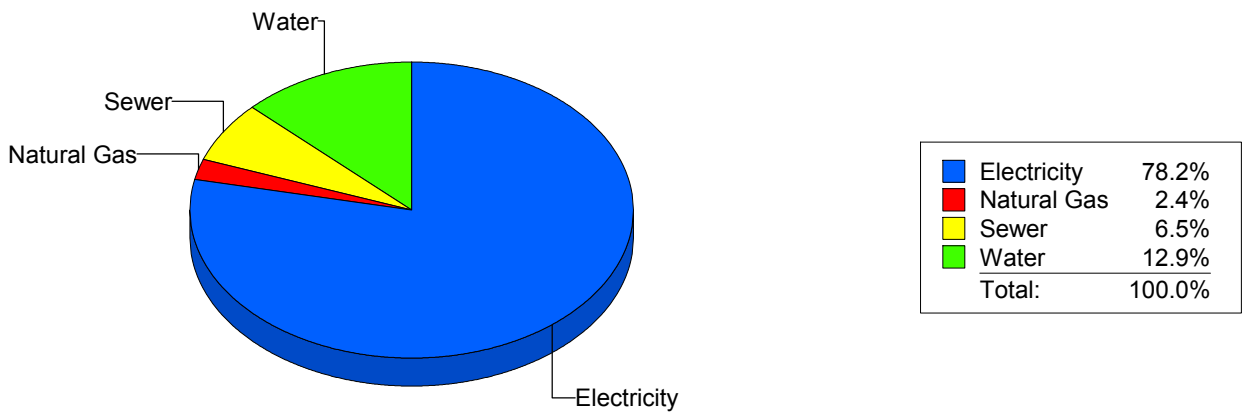
Cost Avoidance Program

**Cost Summary Graph**

Grouped by Energy Type

Energy Type	Use	Units	Meter Cost	Special Charges	Total Cost	Avg Unit Cost	% of Total Cost
<b>Site: AUSTIN HIGH SCHOOL - AUSTIN HIGH SCHOOL</b>							
Electricity	224,360	KWH	\$23,469.01	\$0.00	\$23,469.01	0.1046	78.22%
Natural Gas	924	CCF	\$709.49	\$0.00	\$709.49	0.7678	2.36%
Water	1,449	CCF	\$3,867.40	\$0.00	\$3,867.40	2.6690	12.89%
Sewer	988	CCF	\$1,956.54	\$0.00	\$1,956.54	1.9803	6.52%
<b>Total Cost:</b>			<b>\$30,002.44</b>	<b>\$0.00</b>	<b>\$30,002.44</b>		

For AUSTIN HIGH SCHOOL



*Filters: Cost Center Name Not Equal To DoNotReport; Billing Period Equal To 201306All Meter CodesAll Group Names*

**elpaso**

Energy CAP

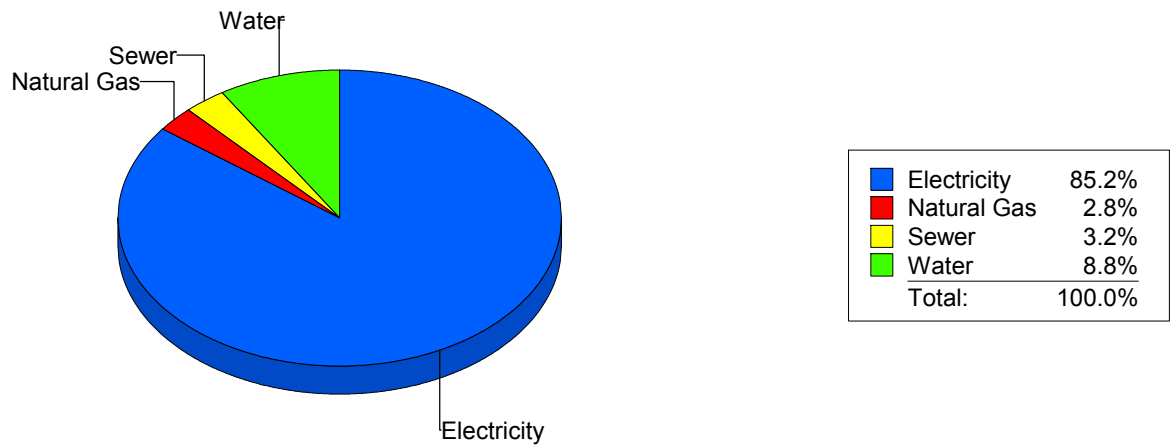
Cost Avoidance Program

**Cost Summary Graph**

Grouped by Energy Type

Energy Type	Use	Units	Meter Cost	Special Charges	Total Cost	Avg Unit Cost	% of Total Cost
<b>Site: BARRON - BARRON</b>							
Electricity	53,102	KWH	\$8,935.68	\$0.00	\$8,935.68	0.1683	85.15%
Natural Gas	336	CCF	\$291.76	\$0.00	\$291.76	0.8683	2.78%
Water	134	CCF	\$927.79	\$0.00	\$927.79	6.9238	8.84%
Sewer	61	CCF	\$338.55	\$0.00	\$338.55	5.5500	3.23%
<b>Total Cost:</b>			<b>\$10,493.78</b>	<b>\$0.00</b>	<b>\$10,493.78</b>		

For BARRON



*Filters: Cost Center Name Not Equal To DoNotReport; Billing Period Equal To 201306All Meter CodesAll Group Names*

**elpaso**

Energy CAP

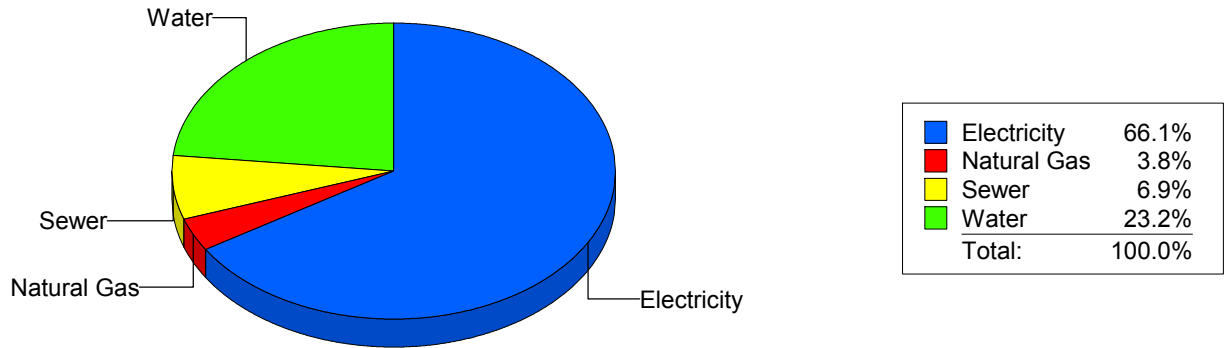
Cost Avoidance Program

**Cost Summary Graph**

Grouped by Energy Type

Energy Type	Use	Units	Meter Cost	Special Charges	Total Cost	Avg Unit Cost	% of Total Cost
<b>Site: BASSET MIDDLE SCHOOL - BASSET MIDDLE SCHOOL</b>							
Electricity	48,129	KWH	\$7,318.43	\$0.00	\$7,318.43	0.1521	66.10%
Natural Gas	543	CCF	\$415.49	\$0.00	\$415.49	0.7652	3.75%
Water	1,080	CCF	\$2,571.36	\$0.00	\$2,571.36	2.3809	23.22%
Sewer	448	CCF	\$767.07	\$0.00	\$767.07	1.7122	6.93%
<b>Total Cost:</b>			<b>\$11,072.35</b>	<b>\$0.00</b>	<b>\$11,072.35</b>		

For BASSET MIDDLE SCHOOL



*Filters: Cost Center Name Not Equal To DoNotReport; Billing Period Equal To 201306All Meter CodesAll Group Names*



**elpaso**

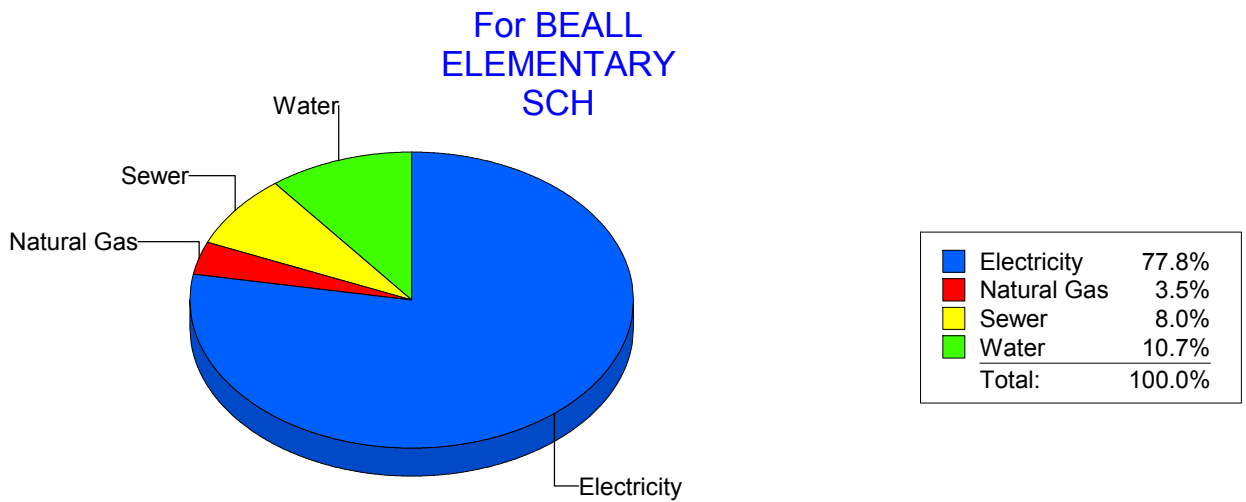
Energy CAP

Cost Avoidance Program

**Cost Summary Graph**

Grouped by Energy Type

Energy Type	Use	Units	Meter Cost	Special Charges	Total Cost	Avg Unit Cost	% of Total Cost
<b>Site: BEALL ELEMENTARY SCH - BEALL ELEMENTARY SCH</b>							
Electricity	15,827	KWH	\$2,949.39	\$0.00	\$2,949.39	0.1864	77.80%
Natural Gas	94	CCF	\$134.18	\$0.00	\$134.18	1.4274	3.54%
Water	173	CCF	\$405.27	\$0.00	\$405.27	2.3426	10.69%
Sewer	111	CCF	\$302.01	\$0.00	\$302.01	2.7208	7.97%
<b>Total Cost:</b>			<b>\$3,790.85</b>	<b>\$0.00</b>	<b>\$3,790.85</b>		



*Filters: Cost Center Name Not Equal To DoNotReport; Billing Period Equal To 201306All Meter CodesAll Group Names*

**el Paso**

Energy CAP

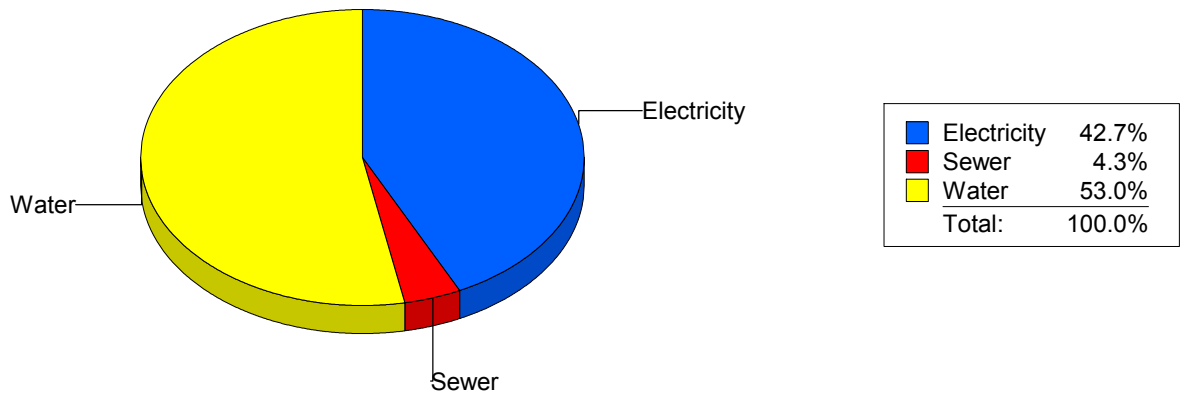
Cost Avoidance Program

**Cost Summary Graph**

Grouped by Energy Type

Energy Type	Use	Units	Meter Cost	Special Charges	Total Cost	Avg Unit Cost	% of Total Cost
<b>Site: BLISS ELEMENTARY - BLISS ELEMENTARY</b>							
Electricity	14,090	KWH	\$3,128.75	\$0.00	\$3,128.75	0.2221	42.70%
Water	897	CCF	\$3,880.49	\$0.00	\$3,880.49	4.3261	52.96%
Sewer	123	CCF	\$318.57	\$0.00	\$318.57	2.5900	4.35%
<b>Total Cost:</b>			<b>\$7,327.81</b>	<b>\$0.00</b>	<b>\$7,327.81</b>		

For BLISS ELEMENTARY



*Filters: Cost Center Name Not Equal To DoNotReport; Billing Period Equal To 201306All Meter CodesAll Group Names*

**elpaso**

Energy CAP

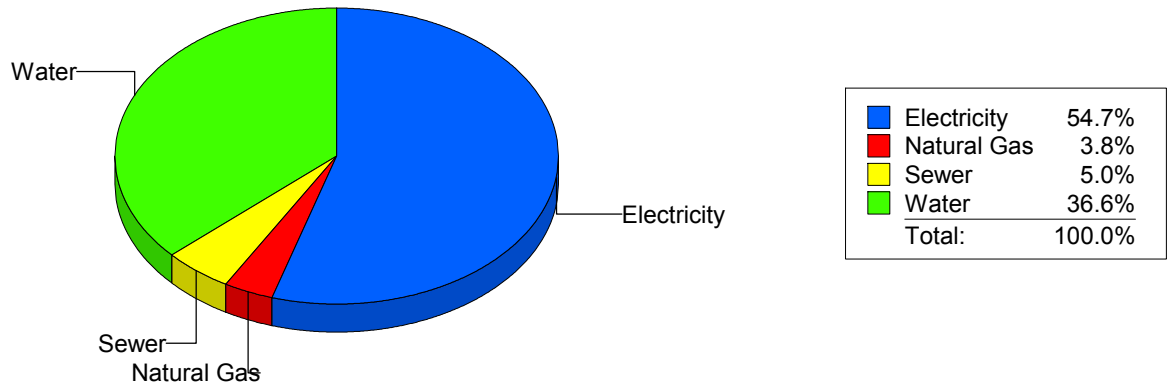
Cost Avoidance Program

**Cost Summary Graph**

Grouped by Energy Type

Energy Type	Use	Units	Meter Cost	Special Charges	Total Cost	Avg Unit Cost	% of Total Cost
<b>Site: BOND - BOND ELEMENTARY</b>							
Electricity	17,118	KWH	\$3,657.22	\$0.00	\$3,657.22	0.2136	54.65%
Natural Gas	278	CCF	\$253.65	\$0.00	\$253.65	0.9124	3.79%
Water	549	CCF	\$2,445.79	\$0.00	\$2,445.79	4.4550	36.55%
Sewer	86	CCF	\$334.83	\$0.00	\$334.83	3.8934	5.00%
<b>Total Cost:</b>			<b>\$6,691.49</b>	<b>\$0.00</b>	<b>\$6,691.49</b>		

For BOND ELEMENTARY



*Filters: Cost Center Name Not Equal To DoNotReport; Billing Period Equal To 201306All Meter CodesAll Group Names*

**elpaso**

Energy CAP

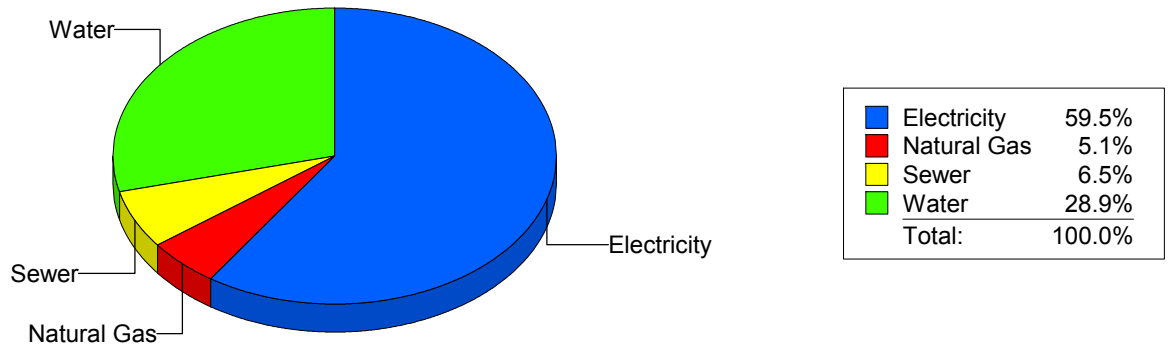
Cost Avoidance Program

**Cost Summary Graph**

Grouped by Energy Type

Energy Type	Use	Units	Meter Cost	Special Charges	Total Cost	Avg Unit Cost	% of Total Cost
<b>Site: BONHAM ELEMENTARY SC - BONHAM ELEMENTARY SC</b>							
Electricity	16,162	KWH	\$3,139.23	\$0.00	\$3,139.23	0.1942	59.50%
Natural Gas	366	CCF	\$269.57	\$0.00	\$269.57	0.7365	5.11%
Water	496	CCF	\$1,524.22	\$0.00	\$1,524.22	3.0730	28.89%
Sewer	153	CCF	\$342.90	\$0.00	\$342.90	2.2412	6.50%
<b>Total Cost:</b>			<b>\$5,275.92</b>	<b>\$0.00</b>	<b>\$5,275.92</b>		

For BONHAM ELEMENTARY SC



*Filters: Cost Center Name Not Equal To DoNotReport; Billing Period Equal To 201306All Meter CodesAll Group Names*

**elpaso**

Energy CAP

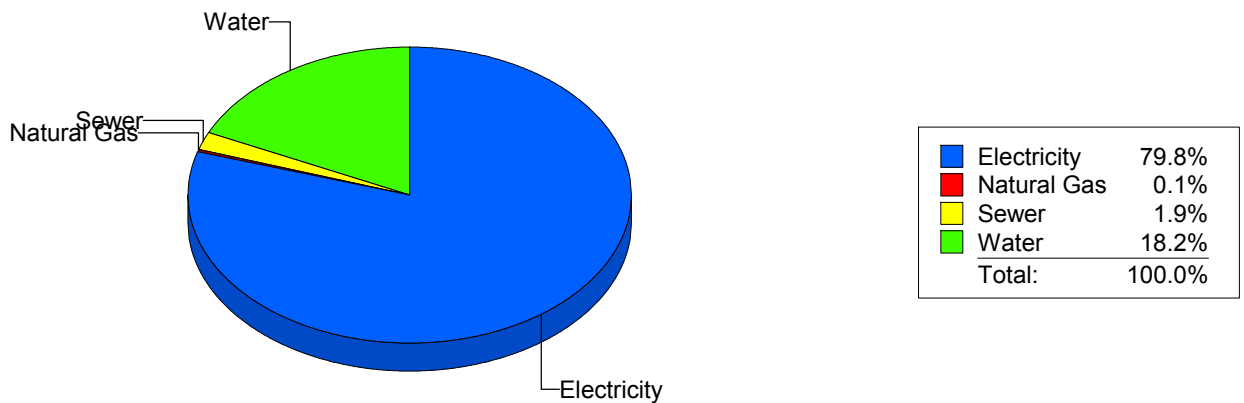
Cost Avoidance Program

**Cost Summary Graph**

Grouped by Energy Type

Energy Type	Use	Units	Meter Cost	Special Charges	Total Cost	Avg Unit Cost	% of Total Cost
<b>Site: BOWIE HIGH SCHOOL - BOWIE HIGH SCHOOL</b>							
Electricity	362,027	KWH	\$38,020.84	\$0.00	\$38,020.84	0.1050	79.84%
Natural Gas	32	CCF	\$59.01	\$0.00	\$59.01	1.8441	0.12%
Water	5,305	CCF	\$8,645.67	\$0.00	\$8,645.67	1.6297	18.15%
Sewer	328	CCF	\$898.02	\$0.00	\$898.02	2.7379	1.89%
<b>Total Cost:</b>			<b>\$47,623.54</b>	<b>\$0.00</b>	<b>\$47,623.54</b>		

For BOWIE HIGH SCHOOL



*Filters: Cost Center Name Not Equal To DoNotReport; Billing Period Equal To 201306All Meter CodesAll Group Names*

**el paso**

Energy CAP

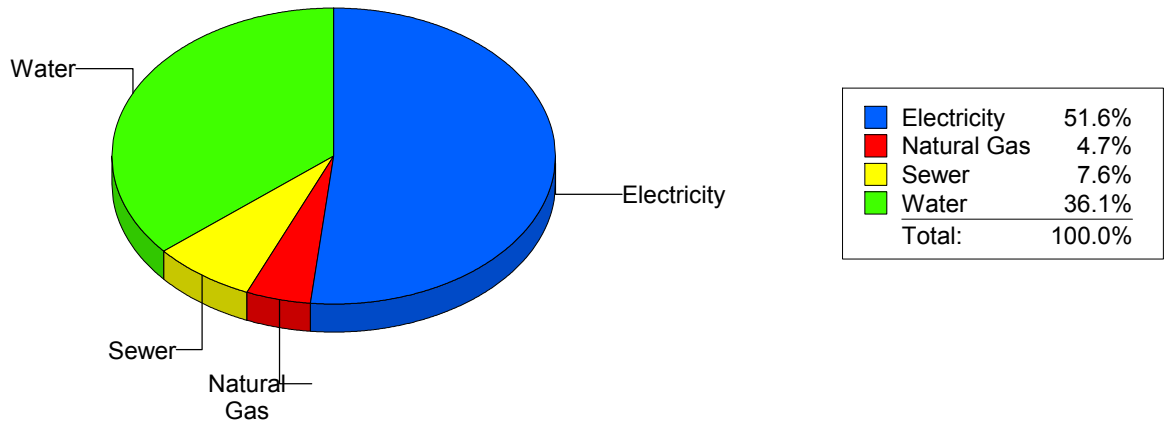
Cost Avoidance Program

**Cost Summary Graph**

Grouped by Energy Type

Energy Type	Use	Units	Meter Cost	Special Charges	Total Cost	Avg Unit Cost	% of Total Cost
<b>Site: BRADLEY ELEMENTARY - BRADLEY ELEMENTARY</b>							
Electricity	16,100	KWH	\$2,849.29	\$0.00	\$2,849.29	0.1770	51.58%
Natural Gas	353	CCF	\$261.05	\$0.00	\$261.05	0.7395	4.73%
Water	549	CCF	\$1,991.60	\$0.00	\$1,991.60	3.6277	36.05%
Sewer	140	CCF	\$422.43	\$0.00	\$422.43	3.0174	7.65%
<b>Total Cost:</b>			<b>\$5,524.37</b>	<b>\$0.00</b>	<b>\$5,524.37</b>		

For BRADLEY ELEMENTARY



*Filters: Cost Center Name Not Equal To DoNotReport; Billing Period Equal To 201306All Meter CodesAll Group Names*

**el Paso**

Energy CAP

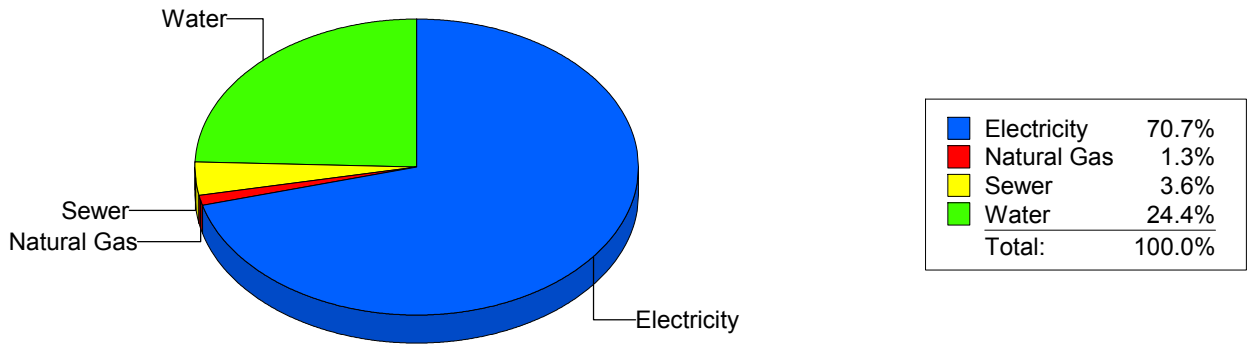
Cost Avoidance Program

**Cost Summary Graph**

Grouped by Energy Type

Energy Type	Use	Units	Meter Cost	Special Charges	Total Cost	Avg Unit Cost	% of Total Cost
<b>Site: BROWN MIDDLE SCHOOL - BROWN MIDDLE SCHOOL</b>							
Electricity	91,800	KWH	\$12,419.68	\$0.00	\$12,419.68	0.1353	70.73%
Natural Gas	307	CCF	\$230.97	\$0.00	\$230.97	0.7523	1.32%
Water	1,200	CCF	\$4,282.97	\$0.00	\$4,282.97	3.5691	24.39%
Sewer	288	CCF	\$626.67	\$0.00	\$626.67	2.1759	3.57%
<b>Total Cost:</b>			<b>\$17,560.29</b>	<b>\$0.00</b>	<b>\$17,560.29</b>		

For BROWN MIDDLE SCHOOL



*Filters: Cost Center Name Not Equal To DoNotReport; Billing Period Equal To 201306All Meter CodesAll Group Names*

**elpaso**

Energy CAP

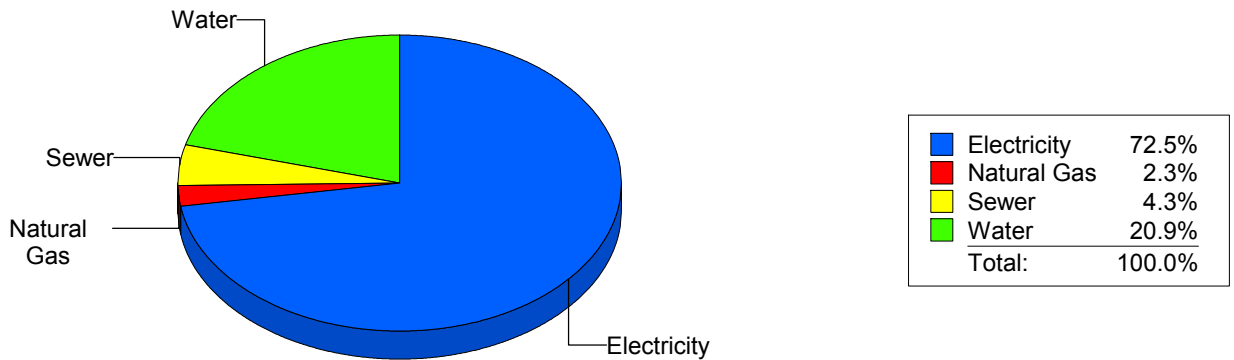
Cost Avoidance Program

**Cost Summary Graph**

Grouped by Energy Type

Energy Type	Use	Units	Meter Cost	Special Charges	Total Cost	Avg Unit Cost	% of Total Cost
<b>Site: BURGESS HIGH SCHOOL - BURGESS HIGH SCHOOL</b>							
Electricity	107,969	KWH	\$14,963.04	\$0.00	\$14,963.04	0.1386	72.53%
Natural Gas	550	CCF	\$472.23	\$0.00	\$472.23	0.8586	2.29%
Water	1,359	CCF	\$4,303.48	\$0.00	\$4,303.48	3.1667	20.86%
Sewer	373	CCF	\$892.80	\$0.00	\$892.80	2.3936	4.33%
<b>Total Cost:</b>			<b>\$20,631.55</b>	<b>\$0.00</b>	<b>\$20,631.55</b>		

For BURGESS HIGH SCHOOL



*Filters: Cost Center Name Not Equal To DoNotReport; Billing Period Equal To 201306All Meter CodesAll Group Names*



**el Paso**

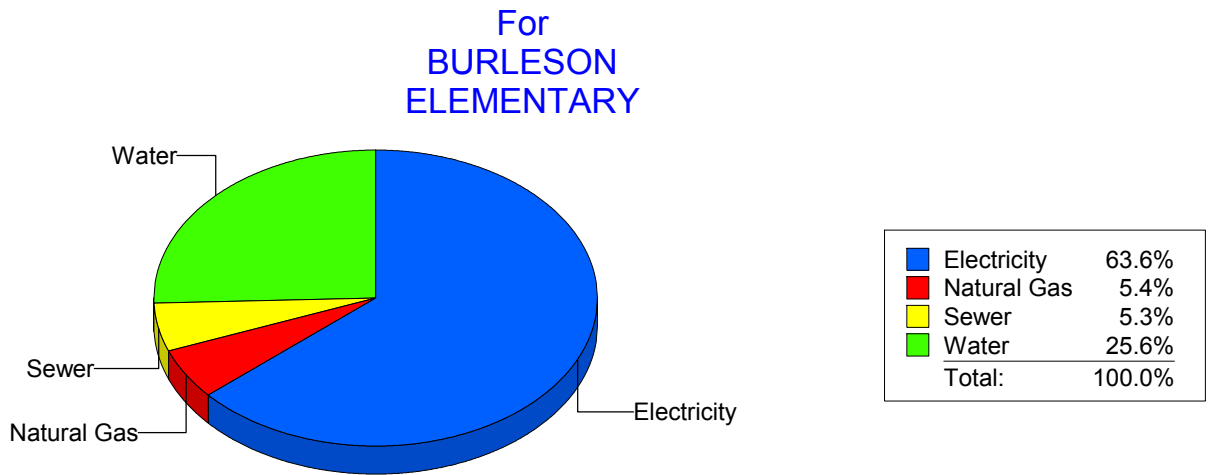
Energy CAP

Cost Avoidance Program

**Cost Summary Graph**

Grouped by Energy Type

Energy Type	Use	Units	Meter Cost	Special Charges	Total Cost	Avg Unit Cost	% of Total Cost
<b>Site: BURLESON ELEMENTARY - BURLESON ELEMENTARY</b>							
Electricity	21,566	KWH	\$3,141.85	\$0.00	\$3,141.85	0.1457	63.65%
Natural Gas	234	CCF	\$266.86	\$0.00	\$266.86	1.1404	5.41%
Water	501	CCF	\$1,265.85	\$0.00	\$1,265.85	2.5266	25.64%
Sewer	92	CCF	\$261.60	\$0.00	\$261.60	2.8435	5.30%
<b>Total Cost:</b>			<b>\$4,936.16</b>	<b>\$0.00</b>	<b>\$4,936.16</b>		



*Filters: Cost Center Name Not Equal To DoNotReport; Billing Period Equal To 201306All Meter CodesAll Group Names*

**elpaso**

Energy CAP

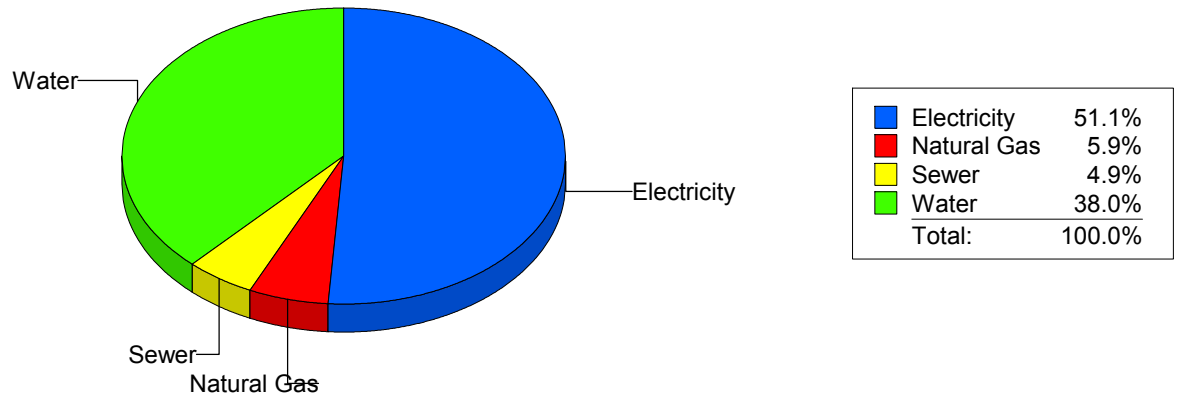
Cost Avoidance Program

**Cost Summary Graph**

Grouped by Energy Type

Energy Type	Use	Units	Meter Cost	Special Charges	Total Cost	Avg Unit Cost	% of Total Cost
<b>Site: BURNET ELEMENTARY - BURNET ELEMENTARY</b>							
Electricity	14,516	KWH	\$2,748.51	\$0.00	\$2,748.51	0.1893	51.13%
Natural Gas	316	CCF	\$317.78	\$0.00	\$317.78	1.0056	5.91%
Water	507	CCF	\$2,043.09	\$0.00	\$2,043.09	4.0298	38.01%
Sewer	95	CCF	\$265.74	\$0.00	\$265.74	2.7973	4.94%
<b>Total Cost:</b>			<b>\$5,375.12</b>	<b>\$0.00</b>	<b>\$5,375.12</b>		

For BURNET ELEMENTARY



*Filters: Cost Center Name Not Equal To DoNotReport; Billing Period Equal To 201306All Meter CodesAll Group Names*

**elpaso**

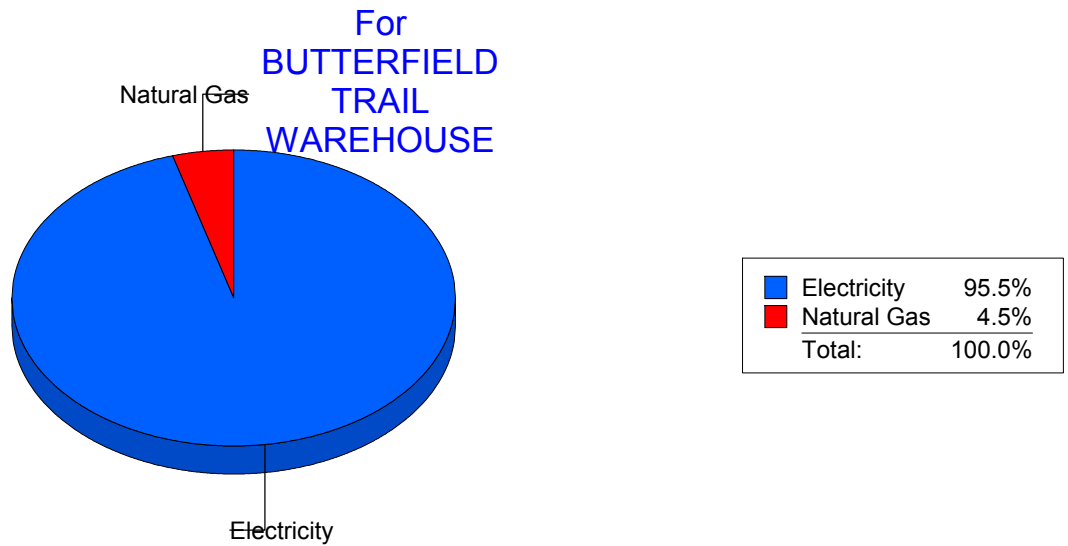
Energy CAP

Cost Avoidance Program

**Cost Summary Graph**

Grouped by Energy Type

Energy Type	Use	Units	Meter Cost	Special Charges	Total Cost	Avg Unit Cost	% of Total Cost
<b>Site: BUTTERFIELDTRAILWAREHOUSE - BUTTERFIELD TRAIL WAREHOUSE</b>							
Electricity	6,800 KWH		\$912.46	\$0.00	\$912.46	0.1342	95.51%
Natural Gas	2 CCF		\$42.89	\$0.00	\$42.89	21.4450	4.49%
<b>Total Cost:</b>			<b>\$955.35</b>	<b>\$0.00</b>	<b>\$955.35</b>		



*Filters: Cost Center Name Not Equal To DoNotReport; Billing Period Equal To 201306All Meter CodesAll Group Names*

**elpaso**

Energy CAP

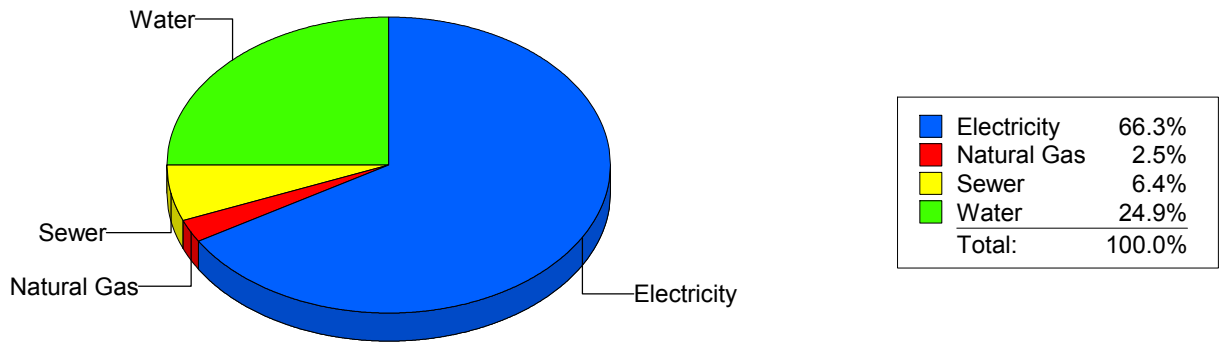
Cost Avoidance Program

**Cost Summary Graph**

Grouped by Energy Type

Energy Type	Use	Units	Meter Cost	Special Charges	Total Cost	Avg Unit Cost	% of Total Cost
<b>Site: CANYON HILLS MIDDLE - CANYON HILLS MIDDLE</b>							
Electricity	52,280	KWH	\$8,021.47	\$0.00	\$8,021.47	0.1534	66.30%
Natural Gas	348	CCF	\$296.95	\$0.00	\$296.95	0.8533	2.45%
Water	824	CCF	\$3,010.97	\$0.00	\$3,010.97	3.6541	24.89%
Sewer	225	CCF	\$768.96	\$0.00	\$768.96	3.4176	6.36%
<b>Total Cost:</b>			<b>\$12,098.35</b>	<b>\$0.00</b>	<b>\$12,098.35</b>		

For CANYON HILLS MIDDLE



*Filters: Cost Center Name Not Equal To DoNotReport; Billing Period Equal To 201306All Meter CodesAll Group Names*

**elpaso**

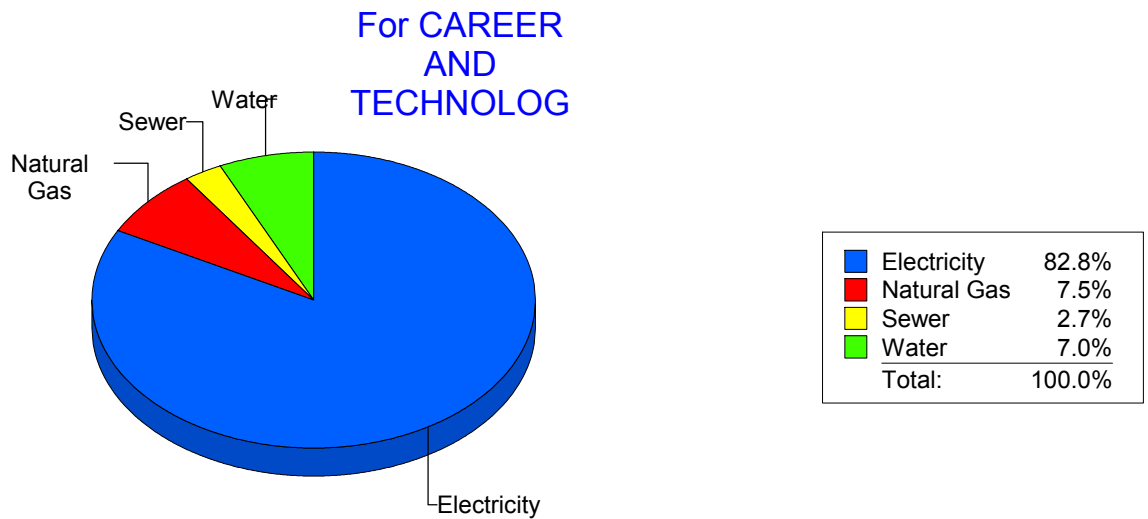
Energy CAP

Cost Avoidance Program

**Cost Summary Graph**

Grouped by Energy Type

Energy Type	Use	Units	Meter Cost	Special Charges	Total Cost	Avg Unit Cost	% of Total Cost
<b>Site: CAREER AND TECHNOLOG - CAREER AND TECHNOLOG</b>							
Electricity	101,553	KWH	\$12,494.86	\$0.00	\$12,494.86	0.1230	82.81%
Natural Gas	1,720	CCF	\$1,130.22	\$0.00	\$1,130.22	0.6571	7.49%
Water	375	CCF	\$1,054.75	\$0.00	\$1,054.75	2.8127	6.99%
Sewer	150	CCF	\$409.34	\$0.00	\$409.34	2.7289	2.71%
<b>Total Cost:</b>			<b>\$15,089.17</b>	<b>\$0.00</b>	<b>\$15,089.17</b>		



*Filters: Cost Center Name Not Equal To DoNotReport; Billing Period Equal To 201306All Meter CodesAll Group Names*

**elpaso**

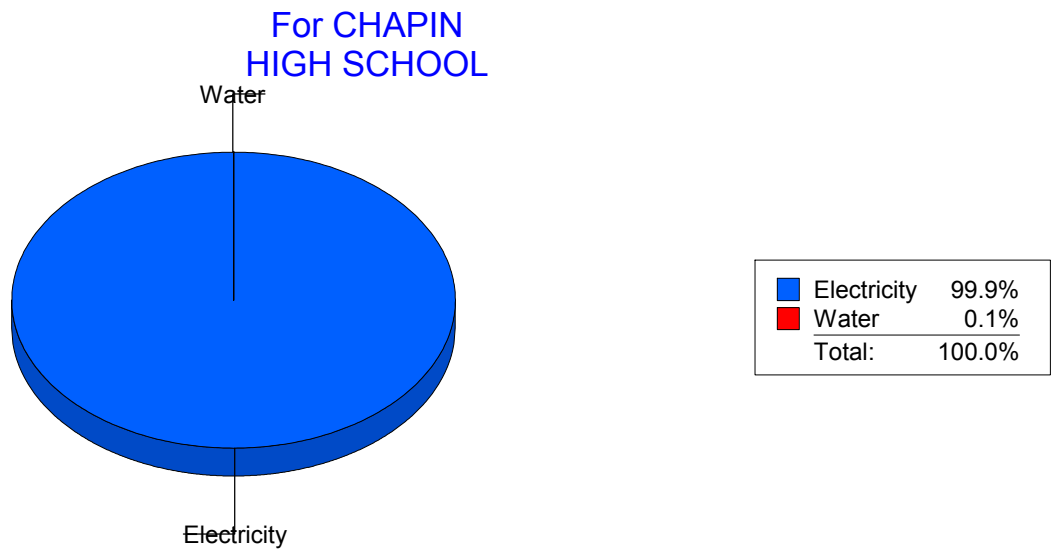
Energy CAP

Cost Avoidance Program

**Cost Summary Graph**

Grouped by Energy Type

Energy Type	Use	Units	Meter Cost	Special Charges	Total Cost	Avg Unit Cost	% of Total Cost
<b>Site: CHAPIN HIGH SCHOOL - CHAPIN HIGH SCHOOL</b>							
Electricity	286,675	KWH	\$33,528.51	\$0.00	\$33,528.51	0.1170	99.86%
Water	0	CCF	\$47.20	\$0.00	\$47.20	0.0000	0.14%
<b>Total Cost:</b>			<b>\$33,575.71</b>	<b>\$0.00</b>	<b>\$33,575.71</b>		



*Filters: Cost Center Name Not Equal To DoNotReport; Billing Period Equal To 201306All Meter CodesAll Group Names*

**elpaso**

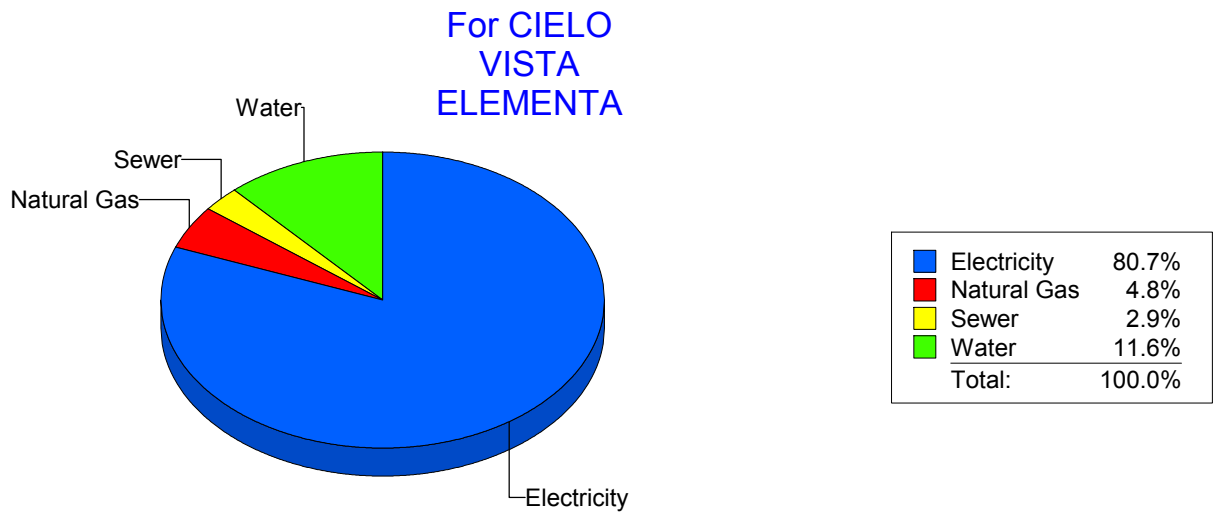
Energy CAP

Cost Avoidance Program

**Cost Summary Graph**

Grouped by Energy Type

Energy Type	Use	Units	Meter Cost	Special Charges	Total Cost	Avg Unit Cost	% of Total Cost
<b>Site: CIELO VISTA ELEMENTA - CIELO VISTA ELEMENTA</b>							
Electricity	48,960	KWH	\$6,665.21	\$0.00	\$6,665.21	0.1361	80.70%
Natural Gas	517	CCF	\$398.48	\$0.00	\$398.48	0.7708	4.82%
Water	347	CCF	\$954.18	\$0.00	\$954.18	2.7498	11.55%
Sewer	67	CCF	\$241.29	\$0.00	\$241.29	3.6013	2.92%
<b>Total Cost:</b>			<b>\$8,259.16</b>	<b>\$0.00</b>	<b>\$8,259.16</b>		



*Filters: Cost Center Name Not Equal To DoNotReport; Billing Period Equal To 201306All Meter CodesAll Group Names*

**el Paso**

Energy CAP

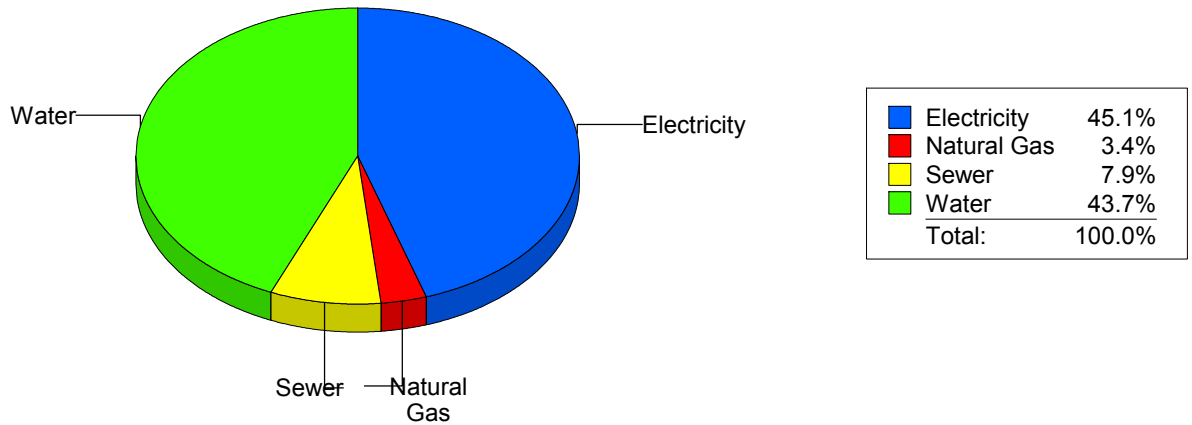
Cost Avoidance Program

**Cost Summary Graph**

Grouped by Energy Type

Energy Type	Use	Units	Meter Cost	Special Charges	Total Cost	Avg Unit Cost	% of Total Cost
<b>Site: CLARDY ELEMENTARY SC - CLARDY ELEMENTARY SC</b>							
Electricity	19,506	KWH	\$3,575.28	\$0.00	\$3,575.28	0.1833	45.11%
Natural Gas	296	CCF	\$265.59	\$0.00	\$265.59	0.8973	3.35%
Water	1,066	CCF	\$3,459.79	\$0.00	\$3,459.79	3.2456	43.66%
Sewer	296	CCF	\$624.63	\$0.00	\$624.63	2.1102	7.88%
<b>Total Cost:</b>			<b>\$7,925.29</b>	<b>\$0.00</b>	<b>\$7,925.29</b>		

For CLARDY  
ELEMENTARY  
SC



*Filters: Cost Center Name Not Equal To DoNotReport; Billing Period Equal To 201306All Meter CodesAll Group Names*



**elpaso**

Energy CAP

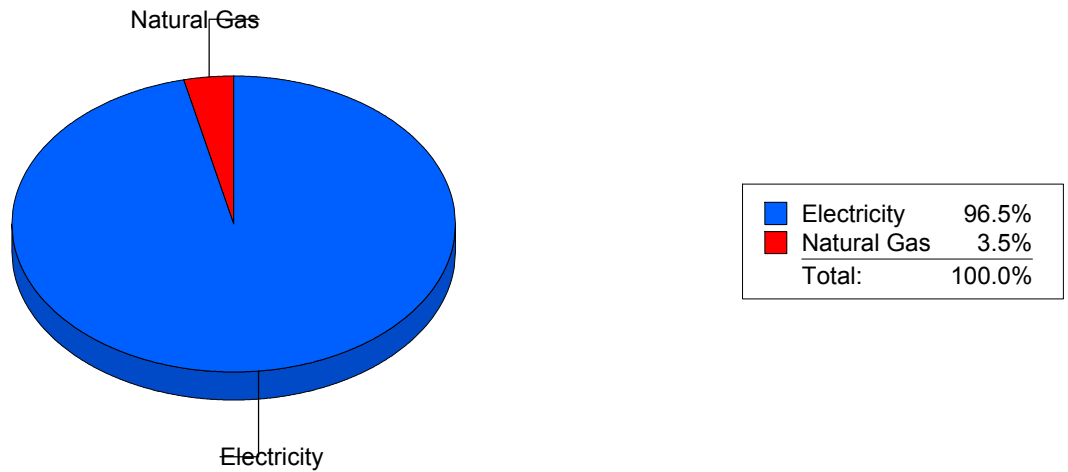
Cost Avoidance Program

**Cost Summary Graph**

Grouped by Energy Type

Energy Type	Use	Units	Meter Cost	Special Charges	Total Cost	Avg Unit Cost	% of Total Cost
<b>Site: CLENDININ - CLENDININ</b>							
Electricity	55,200	KWH	\$7,930.30	\$0.00	\$7,930.30	0.1437	96.45%
Natural Gas	400	CCF	\$291.79	\$0.00	\$291.79	0.7295	3.55%
<b>Total Cost:</b>			<b>\$8,222.09</b>	<b>\$0.00</b>	<b>\$8,222.09</b>		

For CLENDININ



*Filters: Cost Center Name Not Equal To DoNotReport; Billing Period Equal To 201306All Meter CodesAll Group Names*

**elpaso**

Energy CAP

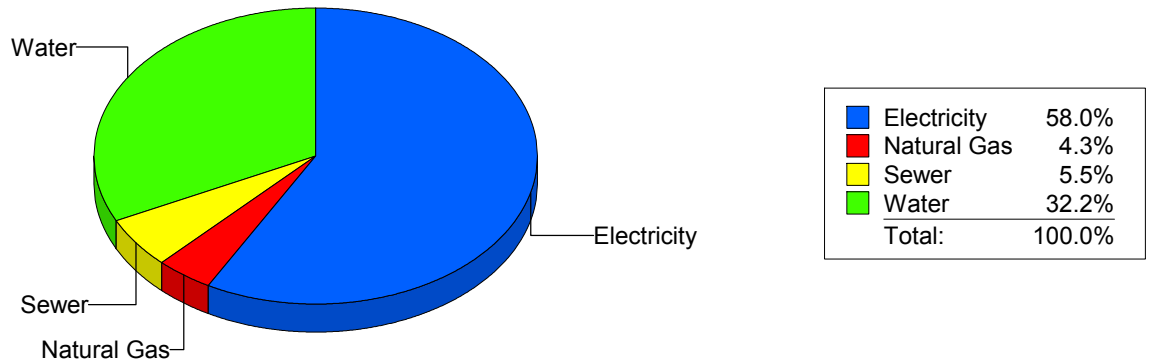
Cost Avoidance Program

**Cost Summary Graph**

Grouped by Energy Type

Energy Type	Use	Units	Meter Cost	Special Charges	Total Cost	Avg Unit Cost	% of Total Cost
<b>Site: COLDWELL INTERMEDIAT - COLDWELL INTERMEDIAT</b>							
Electricity	24,577	KWH	\$3,493.26	\$0.00	\$3,493.26	0.1421	58.00%
Natural Gas	223	CCF	\$259.66	\$0.00	\$259.66	1.1644	4.31%
Water	468	CCF	\$1,939.92	\$0.00	\$1,939.92	4.1451	32.21%
Sewer	103	CCF	\$330.29	\$0.00	\$330.29	3.2067	5.48%
<b>Total Cost:</b>			<b>\$6,023.13</b>	<b>\$0.00</b>	<b>\$6,023.13</b>		

For  
COLDWELL  
INTERMEDIAT



*Filters: Cost Center Name Not Equal To DoNotReport; Billing Period Equal To 201306All Meter CodesAll Group Names*

**el paso**

Energy CAP

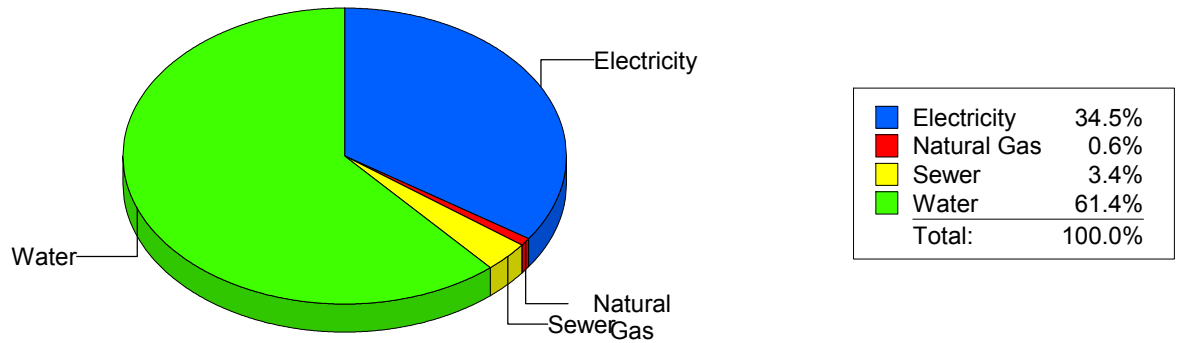
Cost Avoidance Program

**Cost Summary Graph**

Grouped by Energy Type

Energy Type	Use	Units	Meter Cost	Special Charges	Total Cost	Avg Unit Cost	% of Total Cost
<b>Site: COLLINS ELEMENTARY - COLLINS ELEMENTARY</b>							
Electricity	26,258	KWH	\$4,568.23	\$0.00	\$4,568.23	0.1740	34.53%
Natural Gas	1	CCF	\$84.19	\$0.00	\$84.19	84.1900	0.64%
Water	1,832	CCF	\$8,124.95	\$0.00	\$8,124.95	4.4350	61.41%
Sewer	221	CCF	\$453.81	\$0.00	\$453.81	2.0534	3.43%
<b>Total Cost:</b>			<b>\$13,231.18</b>	<b>\$0.00</b>	<b>\$13,231.18</b>		

For COLLINS ELEMENTARY



*Filters: Cost Center Name Not Equal To DoNotReport; Billing Period Equal To 201306All Meter CodesAll Group Names*

**elpaso**

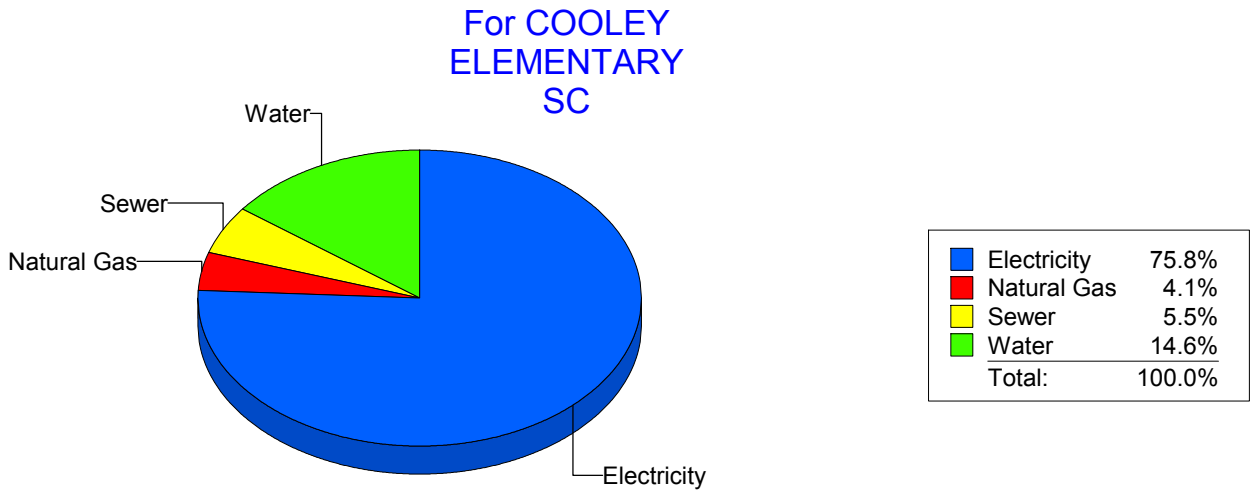
Energy CAP

Cost Avoidance Program

**Cost Summary Graph**

Grouped by Energy Type

Energy Type	Use	Units	Meter Cost	Special Charges	Total Cost	Avg Unit Cost	% of Total Cost
Site: COOLEY ELEMENTARY SC - COOLEY ELEMENTARY SC							
Electricity	65,600	KWH	\$9,763.62	\$0.00	\$9,763.62	0.1488	75.80%
Natural Gas	705	CCF	\$528.91	\$0.00	\$528.91	0.7502	4.11%
Water	520	CCF	\$1,881.89	\$0.00	\$1,881.89	3.6190	14.61%
Sewer	219	CCF	\$706.52	\$0.00	\$706.52	3.2261	5.49%
<b>Total Cost:</b>			<b>\$12,880.94</b>	<b>\$0.00</b>	<b>\$12,880.94</b>		



*Filters: Cost Center Name Not Equal To DoNotReport; Billing Period Equal To 201306All Meter CodesAll Group Names*

**el paso**

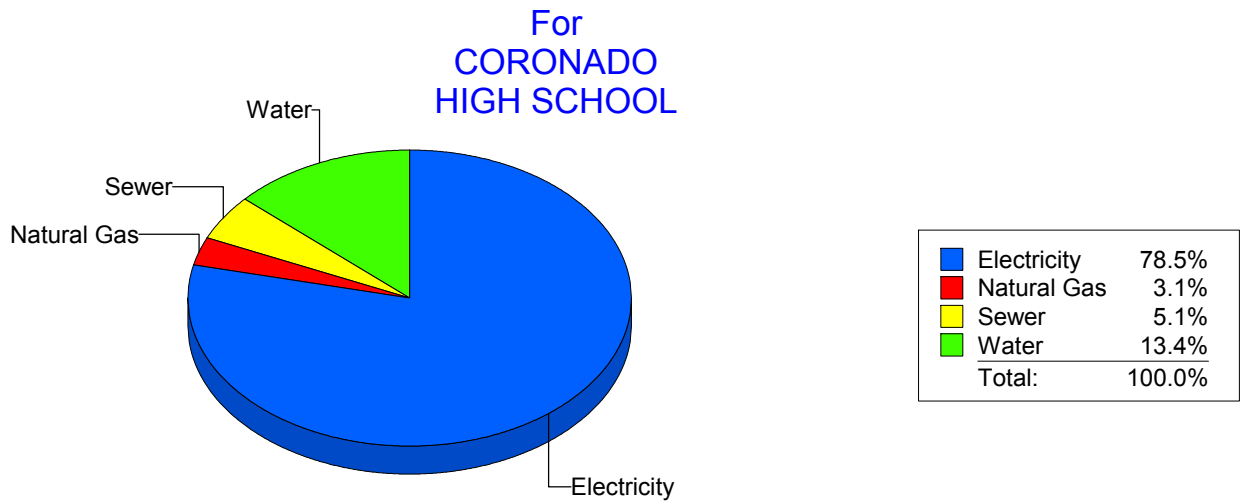
Energy CAP

Cost Avoidance Program

**Cost Summary Graph**

Grouped by Energy Type

Energy Type	Use	Units	Meter Cost	Special Charges	Total Cost	Avg Unit Cost	% of Total Cost
<b>Site: CORONADO HIGH SCHOOL - CORONADO HIGH SCHOOL</b>							
Electricity	208,254	KWH	\$29,171.19	\$0.00	\$29,171.19	0.1401	78.48%
Natural Gas	1,611	CCF	\$1,140.84	\$0.00	\$1,140.84	0.7082	3.07%
Water	3,108	CCF	\$4,964.32	\$0.00	\$4,964.32	1.5973	13.36%
Sewer	1,141	CCF	\$1,892.99	\$0.00	\$1,892.99	1.6591	5.09%
<b>Total Cost:</b>			<b>\$37,169.34</b>	<b>\$0.00</b>	<b>\$37,169.34</b>		



*Filters: Cost Center Name Not Equal To DoNotReport; Billing Period Equal To 201306All Meter CodesAll Group Names*

**elpaso**

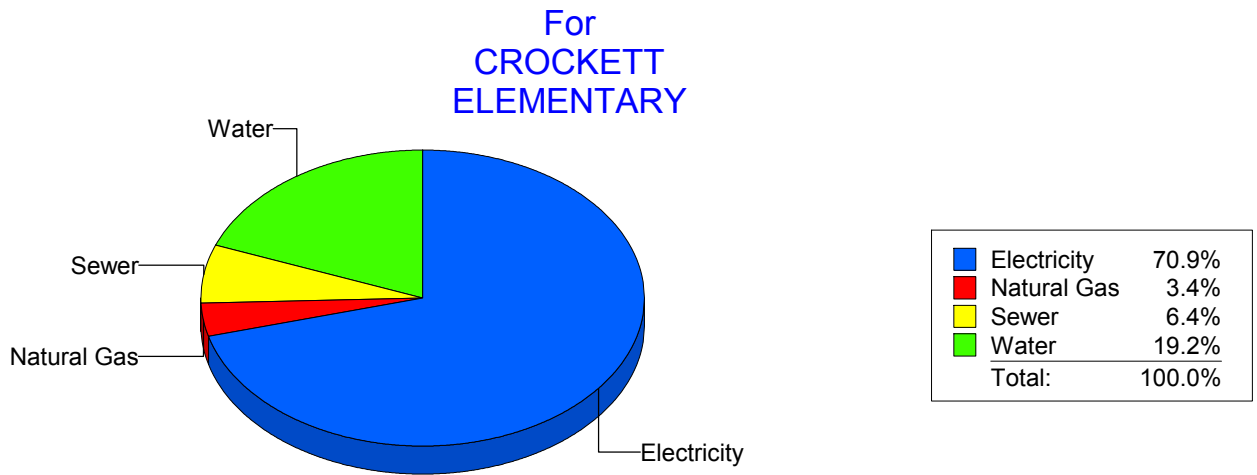
Energy CAP

Cost Avoidance Program

**Cost Summary Graph**

Grouped by Energy Type

Energy Type	Use	Units	Meter Cost	Special Charges	Total Cost	Avg Unit Cost	% of Total Cost
<b>Site: CROCKETT - CROCKETT ELEMENTARY</b>							
Electricity	17,400	KWH	\$3,486.92	\$0.00	\$3,486.92	0.2004	70.95%
Natural Gas	210	CCF	\$167.52	\$0.00	\$167.52	0.7977	3.41%
Water	315	CCF	\$945.04	\$0.00	\$945.04	3.0001	19.23%
Sewer	131	CCF	\$315.42	\$0.00	\$315.42	2.4078	6.42%
<b>Total Cost:</b>			<b>\$4,914.90</b>	<b>\$0.00</b>	<b>\$4,914.90</b>		



*Filters: Cost Center Name Not Equal To DoNotReport; Billing Period Equal To 201306All Meter CodesAll Group Names*

**elpaso**

Energy CAP

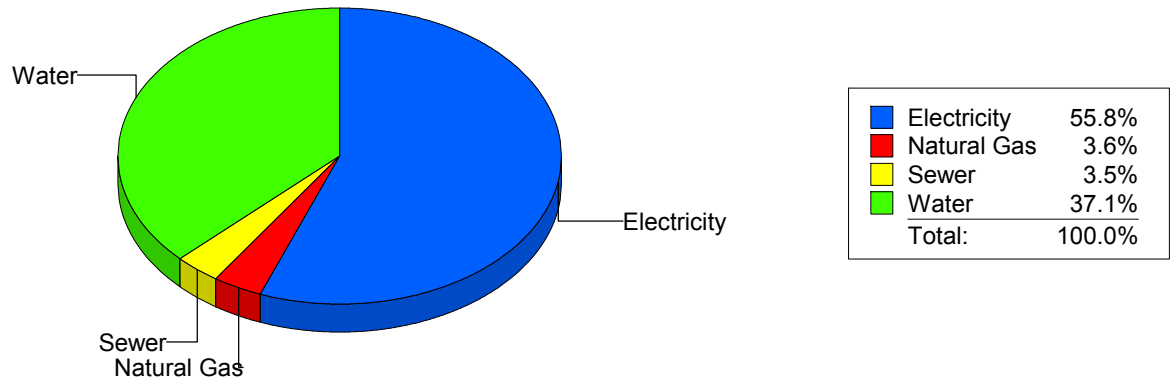
Cost Avoidance Program

**Cost Summary Graph**

Grouped by Energy Type

Energy Type	Use	Units	Meter Cost	Special Charges	Total Cost	Avg Unit Cost	% of Total Cost
<b>Site: CROSBY ELEMENTARY - CROSBY ELEMENTARY</b>							
Electricity	30,613	KWH	\$4,439.74	\$0.00	\$4,439.74	0.1450	55.75%
Natural Gas	327	CCF	\$285.77	\$0.00	\$285.77	0.8739	3.59%
Water	696	CCF	\$2,955.38	\$0.00	\$2,955.38	4.2462	37.11%
Sewer	107	CCF	\$282.30	\$0.00	\$282.30	2.6383	3.55%
<b>Total Cost:</b>			<b>\$7,963.19</b>	<b>\$0.00</b>	<b>\$7,963.19</b>		

For CROSBY  
ELEMENTARY



*Filters: Cost Center Name Not Equal To DoNotReport; Billing Period Equal To 201306All Meter CodesAll Group Names*

**elpaso**

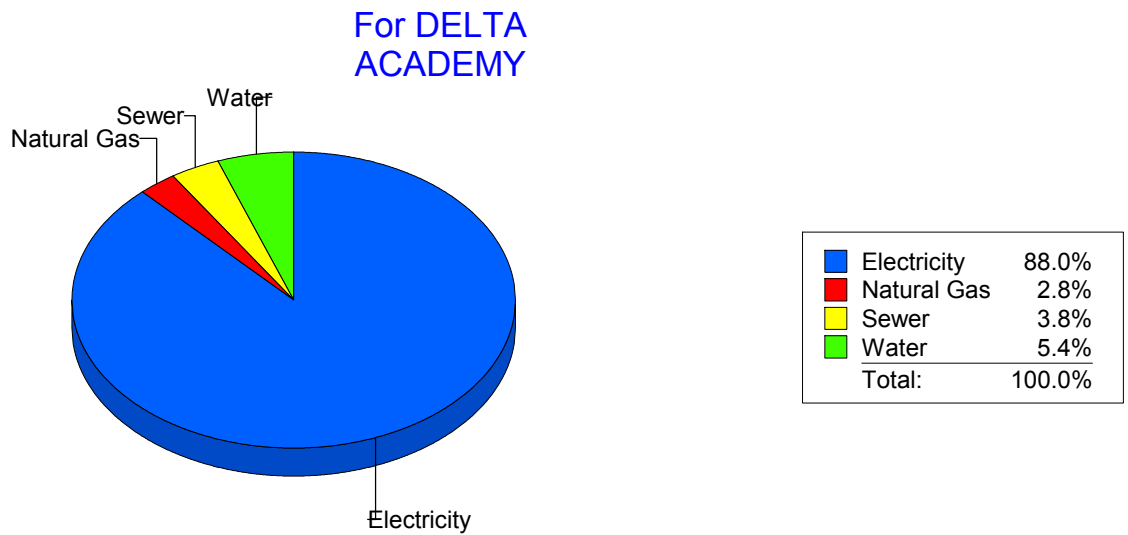
Energy CAP

Cost Avoidance Program

**Cost Summary Graph**

Grouped by Energy Type

Energy Type	Use	Units	Meter Cost	Special Charges	Total Cost	Avg Unit Cost	% of Total Cost
<b>Site: DELTA ACADEMY - DELTA ACADEMY</b>							
Electricity	13,981	KWH	\$1,297.73	\$0.00	\$1,297.73	0.0928	87.99%
Natural Gas	60	CCF	\$40.78	\$0.00	\$40.78	0.6797	2.77%
Water	27	CCF	\$80.09	\$0.00	\$80.09	2.9663	5.43%
Sewer	18	CCF	\$56.26	\$0.00	\$56.26	3.1256	3.81%
<b>Total Cost:</b>			<b>\$1,474.86</b>	<b>\$0.00</b>	<b>\$1,474.86</b>		



*Filters: Cost Center Name Not Equal To DoNotReport; Billing Period Equal To 201306All Meter CodesAll Group Names*



**elpaso**

Energy CAP

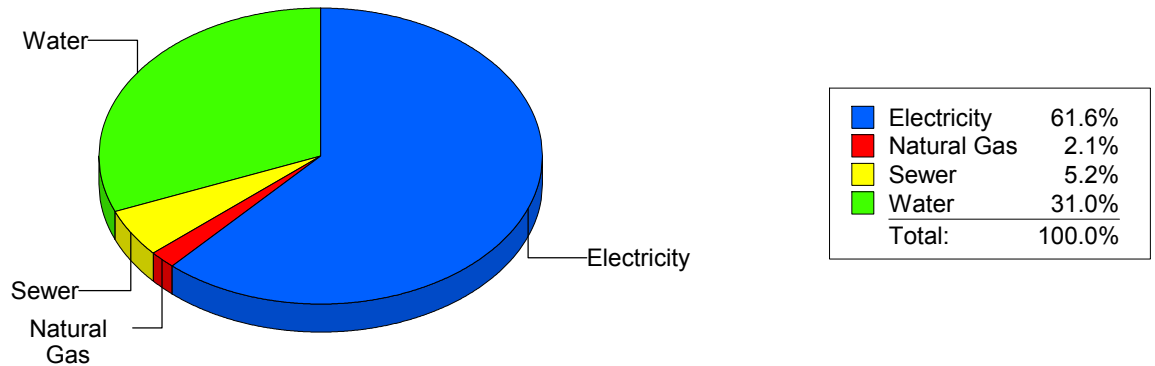
Cost Avoidance Program

**Cost Summary Graph**

Grouped by Energy Type

Energy Type	Use	Units	Meter Cost	Special Charges	Total Cost	Avg Unit Cost	% of Total Cost
<b>Site: DOUGLASS ELEMENTARY - DOUGLASS ELEMENTARY</b>							
Electricity	28,303	KWH	\$4,486.51	\$0.00	\$4,486.51	0.1585	61.65%
Natural Gas	123	CCF	\$152.42	\$0.00	\$152.42	1.2392	2.09%
Water	606	CCF	\$2,257.30	\$0.00	\$2,257.30	3.7249	31.02%
Sewer	142	CCF	\$381.63	\$0.00	\$381.63	2.6875	5.24%
<b>Total Cost:</b>			<b>\$7,277.86</b>	<b>\$0.00</b>	<b>\$7,277.86</b>		

For  
DOUGLASS  
ELEMENTARY



*Filters: Cost Center Name Not Equal To DoNotReport; Billing Period Equal To 201306All Meter CodesAll Group Names*

**elpaso**

Energy CAP

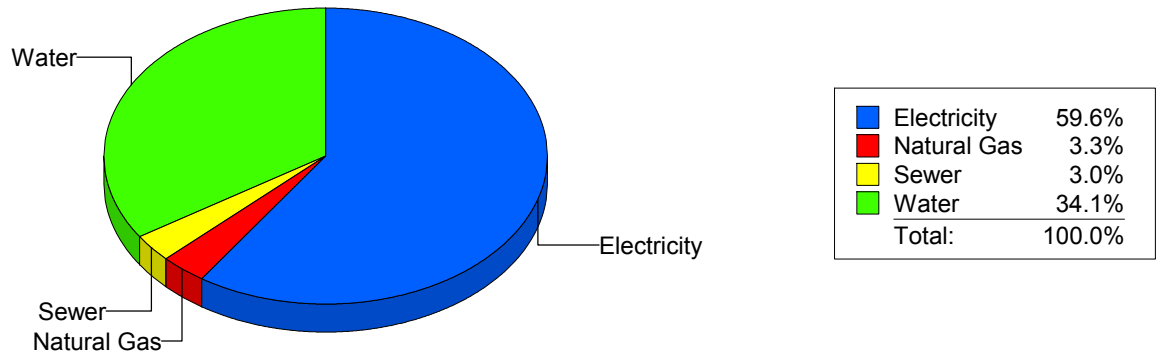
Cost Avoidance Program

**Cost Summary Graph**

Grouped by Energy Type

Energy Type	Use	Units	Meter Cost	Special Charges	Total Cost	Avg Unit Cost	% of Total Cost
<b>Site: DOWELL ELEMENTARY - DOWELL ELEMENTARY</b>							
Electricity	14,149	KWH	\$2,775.79	\$0.00	\$2,775.79	0.1962	59.55%
Natural Gas	192	CCF	\$155.96	\$0.00	\$155.96	0.8123	3.35%
Water	622	CCF	\$1,587.35	\$0.00	\$1,587.35	2.5520	34.06%
Sewer	64	CCF	\$141.83	\$0.00	\$141.83	2.2161	3.04%
<b>Total Cost:</b>			<b>\$4,660.93</b>	<b>\$0.00</b>	<b>\$4,660.93</b>		

For DOWELL ELEMENTARY



*Filters: Cost Center Name Not Equal To DoNotReport; Billing Period Equal To 201306All Meter CodesAll Group Names*

**el Paso**

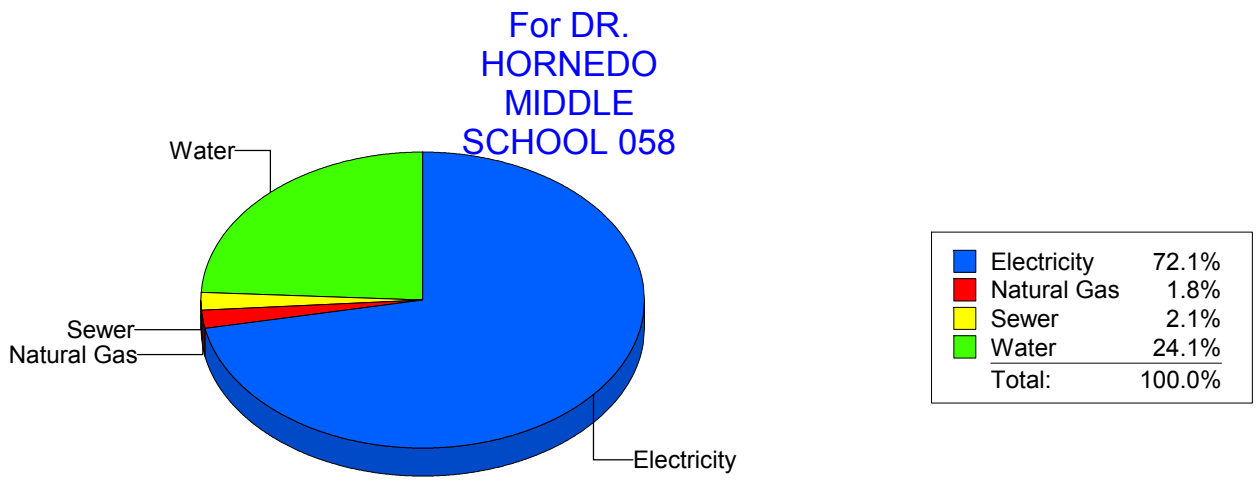
Energy CAP

Cost Avoidance Program

**Cost Summary Graph**

Grouped by Energy Type

Energy Type	Use	Units	Meter Cost	Special Charges	Total Cost	Avg Unit Cost	% of Total Cost
<b>Site: DRHORNEDOMIDDLESCHOOL - DR. HORNEDO MIDDLE SCHOOL 058</b>							
Electricity	70,800	KWH	\$12,639.54	\$0.00	\$12,639.54	0.1785	72.06%
Natural Gas	428	CCF	\$310.10	\$0.00	\$310.10	0.7245	1.77%
Water	1,156	CCF	\$4,226.94	\$0.00	\$4,226.94	3.6565	24.10%
Sewer	97	CCF	\$363.09	\$0.00	\$363.09	3.7432	2.07%
<b>Total Cost:</b>			<b>\$17,539.67</b>	<b>\$0.00</b>	<b>\$17,539.67</b>		



*Filters: Cost Center Name Not Equal To DoNotReport; Billing Period Equal To 201306All Meter CodesAll Group Names*

**elpaso**

Energy CAP

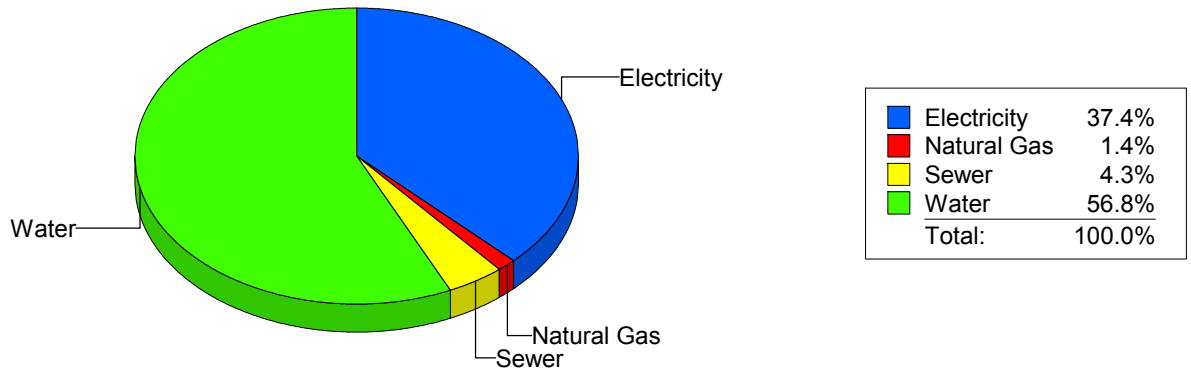
Cost Avoidance Program

**Cost Summary Graph**

Grouped by Energy Type

Energy Type	Use	Units	Meter Cost	Special Charges	Total Cost	Avg Unit Cost	% of Total Cost
Site: DR. L.A. NIXON ELEME - DR. L.A. NIXON ELEME							
Electricity	29,280	KWH	\$4,692.70	\$0.00	\$4,692.70	0.1603	37.43%
Natural Gas	161	CCF	\$177.30	\$0.00	\$177.30	1.1012	1.41%
Water	1,601	CCF	\$7,124.24	\$0.00	\$7,124.24	4.4499	56.83%
Sewer	197	CCF	\$541.52	\$0.00	\$541.52	2.7488	4.32%
<b>Total Cost:</b>			<b>\$12,535.76</b>	<b>\$0.00</b>	<b>\$12,535.76</b>		

For DR. L.A. NIXON ELEME



*Filters: Cost Center Name Not Equal To DoNotReport; Billing Period Equal To 201306All Meter CodesAll Group Names*

**el Paso**

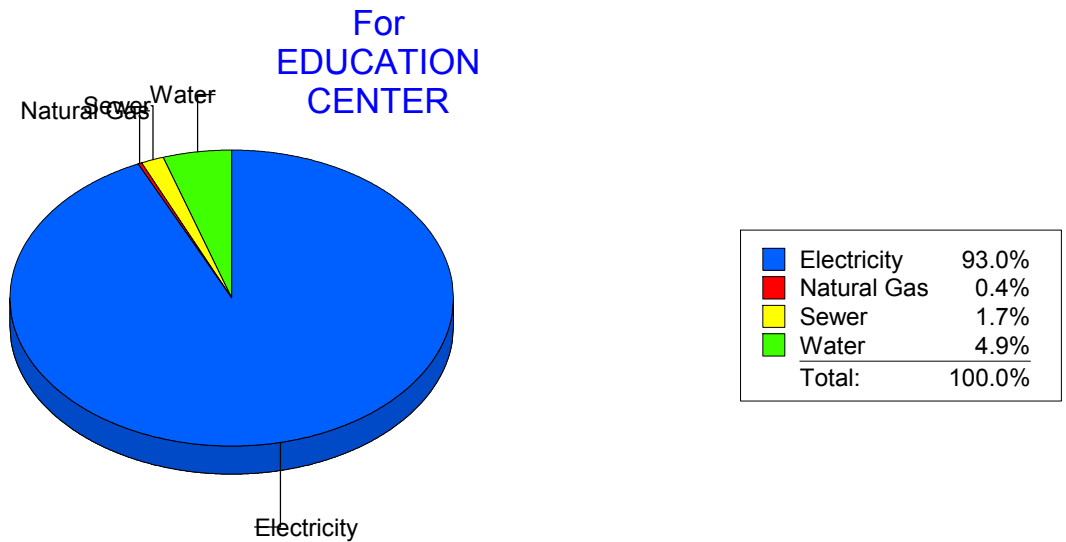
Energy CAP

Cost Avoidance Program

**Cost Summary Graph**

Grouped by Energy Type

Energy Type	Use	Units	Meter Cost	Special Charges	Total Cost	Avg Unit Cost	% of Total Cost
<b>Site: EDUCATION CENTER - EDUCATION CENTER</b>							
Electricity	303,265	KWH	\$34,106.02	\$0.00	\$34,106.02	0.1125	92.99%
Natural Gas	152	CCF	\$129.60	\$0.00	\$129.60	0.8526	0.35%
Water	687	CCF	\$1,805.87	\$0.00	\$1,805.87	2.6286	4.92%
Sewer	264	CCF	\$633.98	\$0.00	\$633.98	2.4014	1.73%
<b>Total Cost:</b>			<b>\$36,675.47</b>	<b>\$0.00</b>	<b>\$36,675.47</b>		



*Filters: Cost Center Name Not Equal To DoNotReport; Billing Period Equal To 201306All Meter CodesAll Group Names*

**elpaso**

Energy CAP

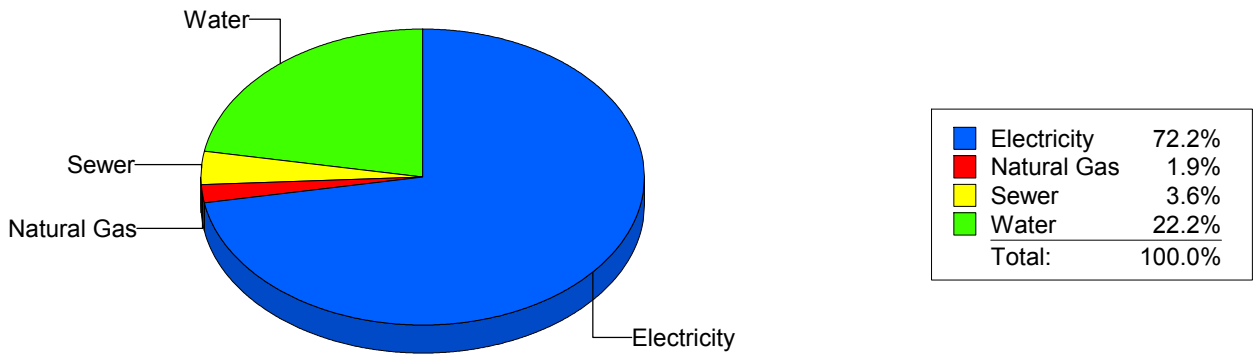
Cost Avoidance Program

**Cost Summary Graph**

Grouped by Energy Type

Energy Type	Use	Units	Meter Cost	Special Charges	Total Cost	Avg Unit Cost	% of Total Cost
<b>Site: EL PASO HIGH SCHOOL - EL PASO HIGH SCHOOL</b>							
Electricity	191,002	KWH	\$23,105.88	\$0.00	\$23,105.88	0.1210	72.23%
Natural Gas	628	CCF	\$616.25	\$0.00	\$616.25	0.9813	1.93%
Water	2,221	CCF	\$7,107.71	\$0.00	\$7,107.71	3.2002	22.22%
Sewer	518	CCF	\$1,160.22	\$0.00	\$1,160.22	2.2398	3.63%
<b>Total Cost:</b>			<b>\$31,990.06</b>	<b>\$0.00</b>	<b>\$31,990.06</b>		

For EL PASO HIGH SCHOOL



*Filters: Cost Center Name Not Equal To DoNotReport; Billing Period Equal To 201306All Meter CodesAll Group Names*

**elpaso**

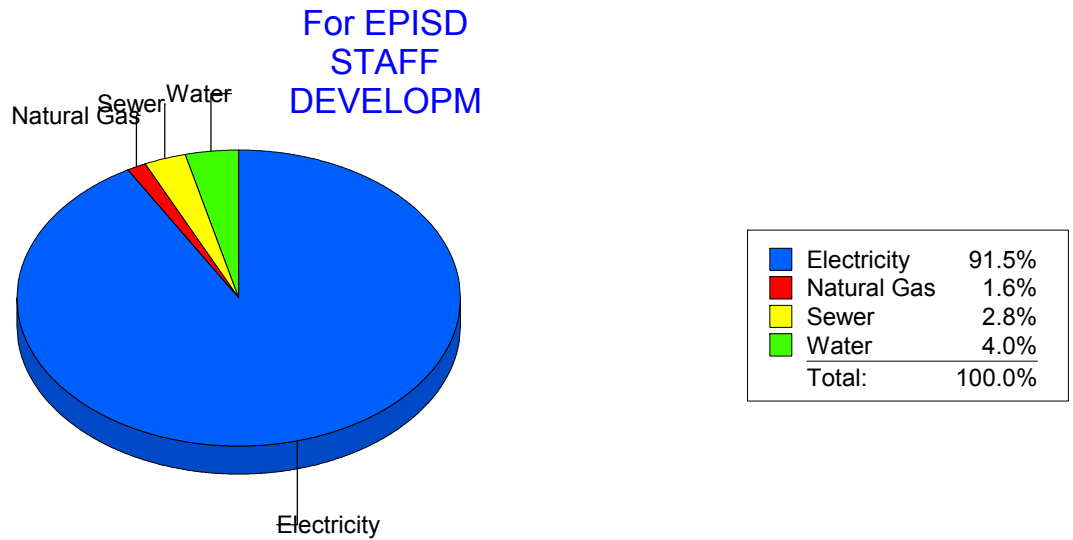
Energy CAP

Cost Avoidance Program

**Cost Summary Graph**

Grouped by Energy Type

Energy Type	Use	Units	Meter Cost	Special Charges	Total Cost	Avg Unit Cost	% of Total Cost
<b>Site: EPISD STAFF DEVELOPM - EPISD STAFF DEVELOPM</b>							
Electricity	22,720	KWH	\$2,757.97	\$0.00	\$2,757.97	0.1214	91.54%
Natural Gas	13	CCF	\$48.81	\$0.00	\$48.81	3.7546	1.62%
Water	33	CCF	\$120.84	\$0.00	\$120.84	3.6618	4.01%
Sewer	23	CCF	\$85.25	\$0.00	\$85.25	3.7065	2.83%
<b>Total Cost:</b>			<b>\$3,012.87</b>	<b>\$0.00</b>	<b>\$3,012.87</b>		



*Filters: Cost Center Name Not Equal To DoNotReport; Billing Period Equal To 201306All Meter CodesAll Group Names*

**elpaso**

Energy CAP

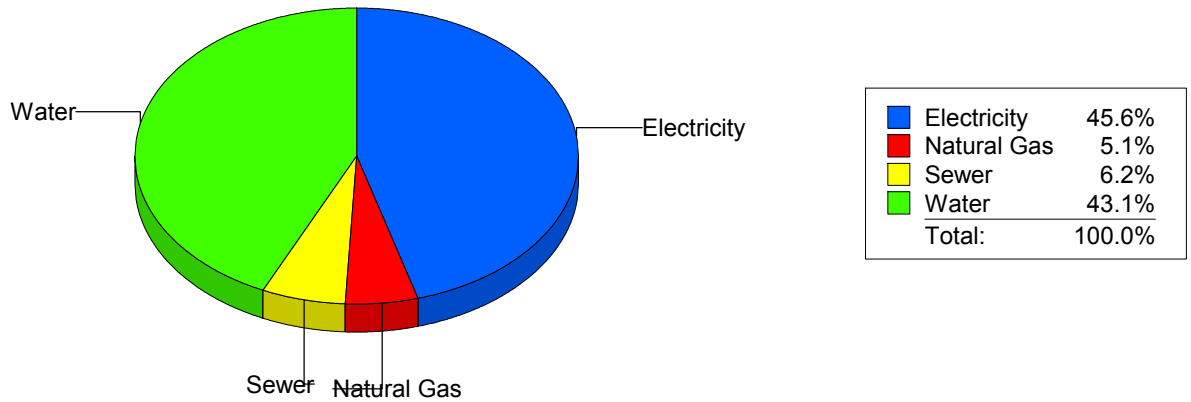
Cost Avoidance Program

**Cost Summary Graph**

Grouped by Energy Type

Energy Type	Use	Units	Meter Cost	Special Charges	Total Cost	Avg Unit Cost	% of Total Cost
<b>Site: FANNIN ELEMENTARY - FANNIN ELEMENTARY</b>							
Electricity	18,194	KWH	\$2,943.29	\$0.00	\$2,943.29	0.1618	45.61%
Natural Gas	335	CCF	\$331.29	\$0.00	\$331.29	0.9889	5.13%
Water	978	CCF	\$2,782.08	\$0.00	\$2,782.08	2.8447	43.11%
Sewer	131	CCF	\$396.93	\$0.00	\$396.93	3.0300	6.15%
<b>Total Cost:</b>			<b>\$6,453.59</b>	<b>\$0.00</b>	<b>\$6,453.59</b>		

For FANNIN ELEMENTARY



*Filters: Cost Center Name Not Equal To DoNotReport; Billing Period Equal To 201306All Meter CodesAll Group Names*



**el Paso**

Energy CAP

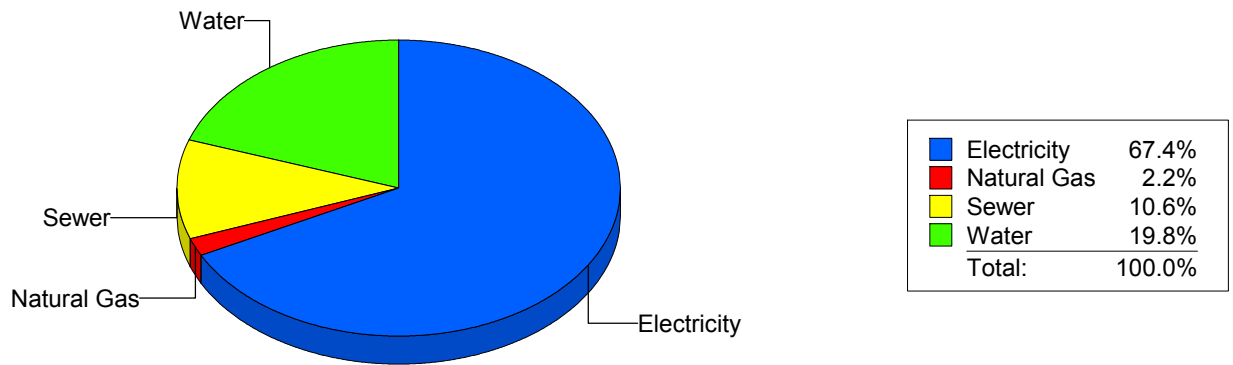
Cost Avoidance Program

**Cost Summary Graph**

Grouped by Energy Type

Energy Type	Use	Units	Meter Cost	Special Charges	Total Cost	Avg Unit Cost	% of Total Cost
<b>Site: FINE ARTS/MULTIMEDIA - FINE ARTS/MULTIMEDIA</b>							
Electricity	10,932	KWH	\$1,406.30	\$0.00	\$1,406.30	0.1286	67.41%
Natural Gas	6	CCF	\$45.03	\$0.00	\$45.03	7.5050	2.16%
Water	201	CCF	\$413.09	\$0.00	\$413.09	2.0552	19.80%
Sewer	112	CCF	\$221.88	\$0.00	\$221.88	1.9811	10.64%
<b>Total Cost:</b>			<b>\$2,086.30</b>	<b>\$0.00</b>	<b>\$2,086.30</b>		

For FINE ARTS/MULTIMEDIA



*Filters: Cost Center Name Not Equal To DoNotReport; Billing Period Equal To 201306All Meter CodesAll Group Names*

**elpaso**

Energy CAP

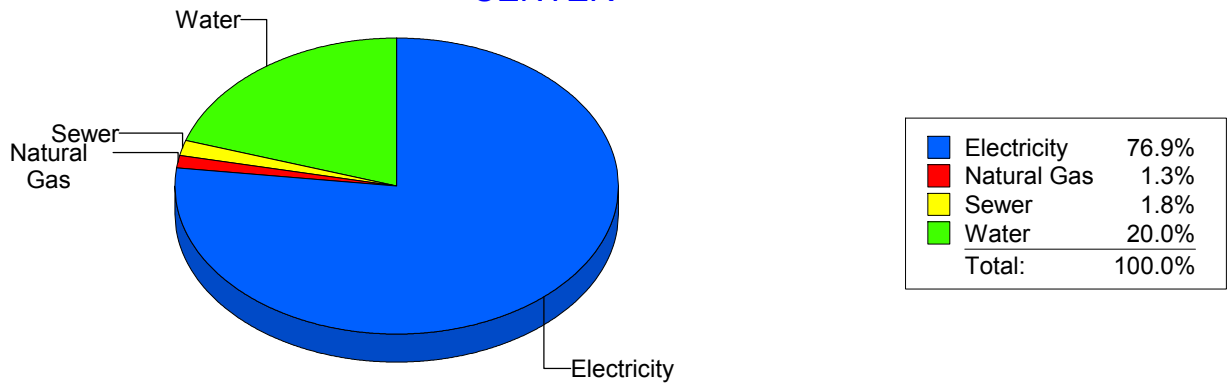
Cost Avoidance Program

**Cost Summary Graph**

Grouped by Energy Type

Energy Type	Use	Units	Meter Cost	Special Charges	Total Cost	Avg Unit Cost	% of Total Cost
<b>Site: FRANKLIN9THGRADECENTER - FRANKLIN 9TH GRADE CENTER</b>							
Electricity	135,000	KWH	\$15,763.21	\$0.00	\$15,763.21	0.1168	76.94%
Natural Gas	369	CCF	\$271.51	\$0.00	\$271.51	0.7358	1.33%
Water	2,870	CCF	\$4,093.88	\$0.00	\$4,093.88	1.4264	19.98%
Sewer	95	CCF	\$360.33	\$0.00	\$360.33	3.7929	1.76%
<b>Total Cost:</b>			<b>\$20,488.93</b>	<b>\$0.00</b>	<b>\$20,488.93</b>		

For FRANKLIN 9TH GRADE CENTER



*Filters: Cost Center Name Not Equal To DoNotReport; Billing Period Equal To 201306All Meter CodesAll Group Names*

**elpaso**

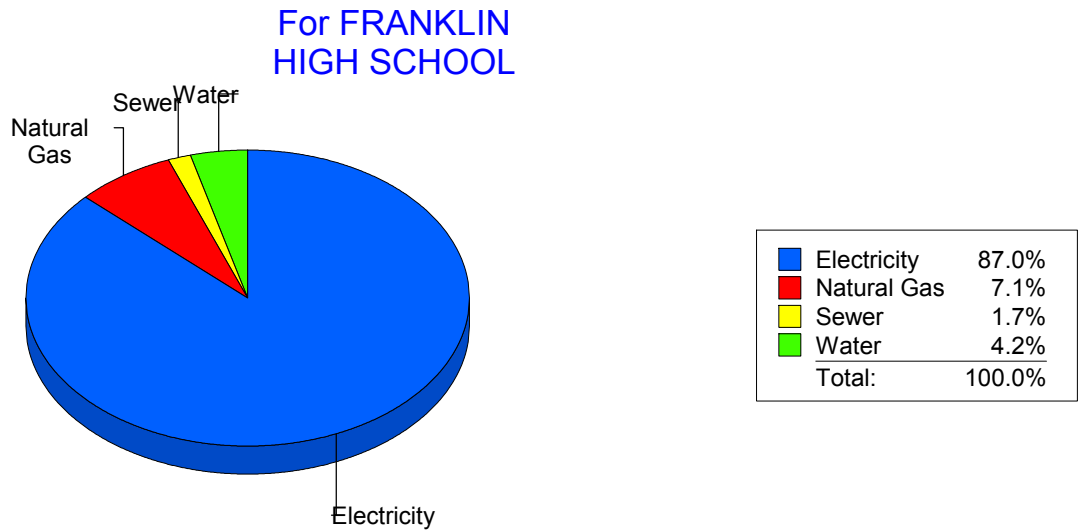
Energy CAP

Cost Avoidance Program

**Cost Summary Graph**

Grouped by Energy Type

Energy Type	Use	Units	Meter Cost	Special Charges	Total Cost	Avg Unit Cost	% of Total Cost
<b>Site: FRANKLIN HIGH SCHOOL - FRANKLIN HIGH SCHOOL</b>							
Electricity	283,824	KWH	\$32,581.56	\$0.00	\$32,581.56	0.1148	86.97%
Natural Gas	4,083	CCF	\$2,653.16	\$0.00	\$2,653.16	0.6498	7.08%
Water	653	CCF	\$1,578.89	\$0.00	\$1,578.89	2.4179	4.21%
Sewer	303	CCF	\$647.37	\$0.00	\$647.37	2.1365	1.73%
<b>Total Cost:</b>			<b>\$37,460.98</b>	<b>\$0.00</b>	<b>\$37,460.98</b>		



*Filters: Cost Center Name Not Equal To DoNotReport; Billing Period Equal To 201306All Meter CodesAll Group Names*

**elpaso**

Energy CAP

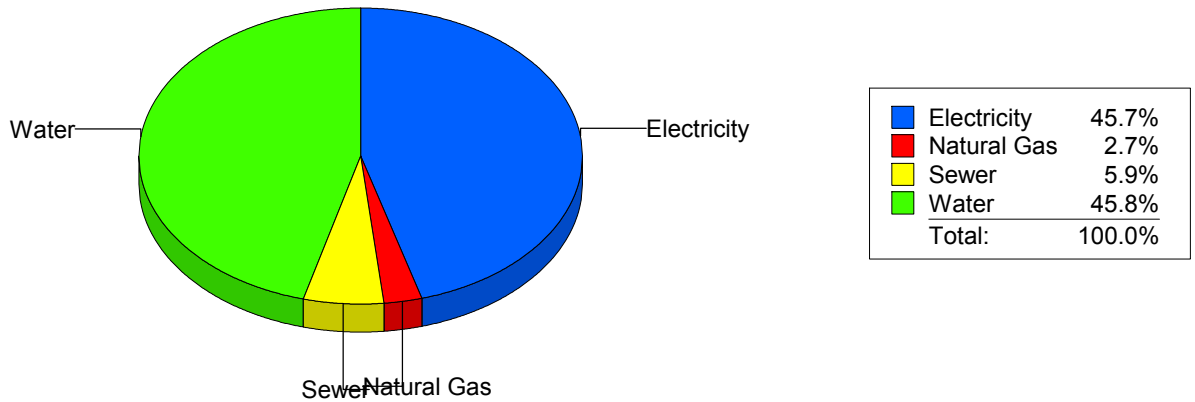
Cost Avoidance Program

**Cost Summary Graph**

Grouped by Energy Type

Energy Type	Use	Units	Meter Cost	Special Charges	Total Cost	Avg Unit Cost	% of Total Cost
<b>Site: GREEN ELEMENTARY SCH - GREEN ELEMENTARY SCH</b>							
Electricity	32,400	KWH	\$4,018.93	\$0.00	\$4,018.93	0.1240	45.67%
Natural Gas	249	CCF	\$234.86	\$0.00	\$234.86	0.9432	2.67%
Water	946	CCF	\$4,029.72	\$0.00	\$4,029.72	4.2597	45.79%
Sewer	160	CCF	\$517.35	\$0.00	\$517.35	3.2334	5.88%
<b>Total Cost:</b>			<b>\$8,800.86</b>	<b>\$0.00</b>	<b>\$8,800.86</b>		

For GREEN ELEMENTARY SCH



*Filters: Cost Center Name Not Equal To DoNotReport; Billing Period Equal To 201306All Meter CodesAll Group Names*

**el Paso**

Energy CAP

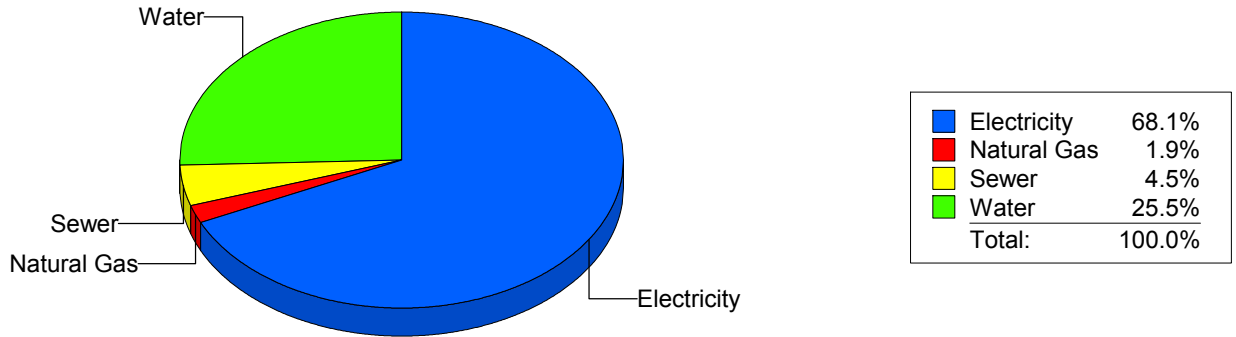
Cost Avoidance Program

**Cost Summary Graph**

Grouped by Energy Type

Energy Type	Use	Units	Meter Cost	Special Charges	Total Cost	Avg Unit Cost	% of Total Cost
<b>Site: GUILLEN MIDDLE SCHOO - GUILLEN MIDDLE SCHOO</b>							
Electricity	62,803	KWH	\$9,182.43	\$0.00	\$9,182.43	0.1462	68.05%
Natural Gas	286	CCF	\$259.04	\$0.00	\$259.04	0.9057	1.92%
Water	1,352	CCF	\$3,439.73	\$0.00	\$3,439.73	2.5442	25.49%
Sewer	287	CCF	\$612.21	\$0.00	\$612.21	2.1331	4.54%
<b>Total Cost:</b>			<b>\$13,493.41</b>	<b>\$0.00</b>	<b>\$13,493.41</b>		

For GUILLEN MIDDLE SCHOO



*Filters: Cost Center Name Not Equal To DoNotReport; Billing Period Equal To 201306All Meter CodesAll Group Names*

**el Paso**

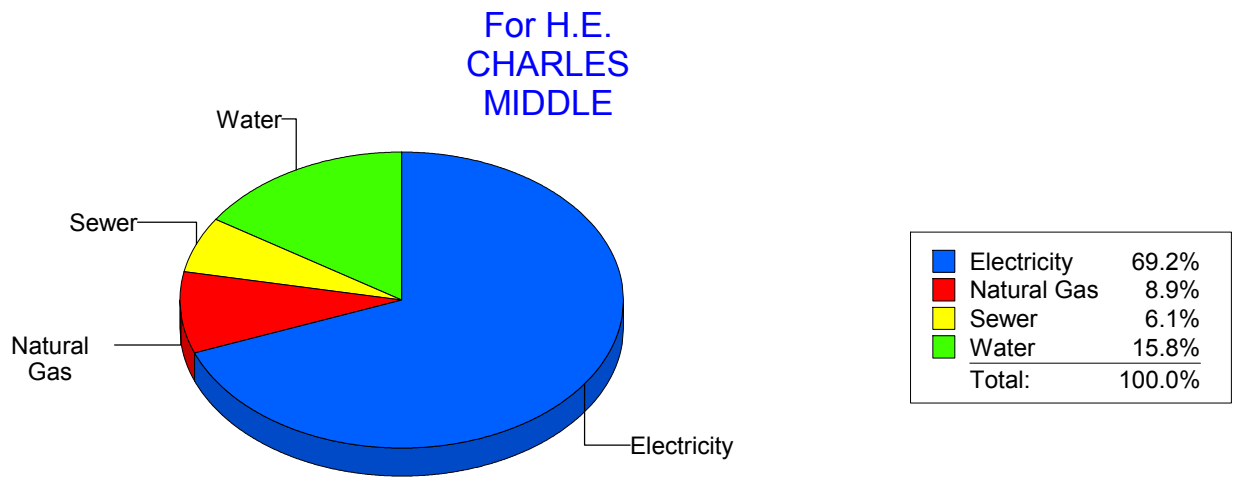
Energy CAP

Cost Avoidance Program

**Cost Summary Graph**

Grouped by Energy Type

Energy Type	Use	Units	Meter Cost	Special Charges	Total Cost	Avg Unit Cost	% of Total Cost
<b>Site: H.E. CHARLES MIDDLE - H.E. CHARLES MIDDLE</b>							
Electricity	66,767	KWH	\$10,098.19	\$0.00	\$10,098.19	0.1512	69.24%
Natural Gas	1,918	CCF	\$1,297.50	\$0.00	\$1,297.50	0.6765	8.90%
Water	1,020	CCF	\$2,303.17	\$0.00	\$2,303.17	2.2580	15.79%
Sewer	476	CCF	\$886.11	\$0.00	\$886.11	1.8616	6.08%
<b>Total Cost:</b>			<b>\$14,584.97</b>	<b>\$0.00</b>	<b>\$14,584.97</b>		



*Filters: Cost Center Name Not Equal To DoNotReport; Billing Period Equal To 201306All Meter CodesAll Group Names*

**el Paso**

Energy CAP

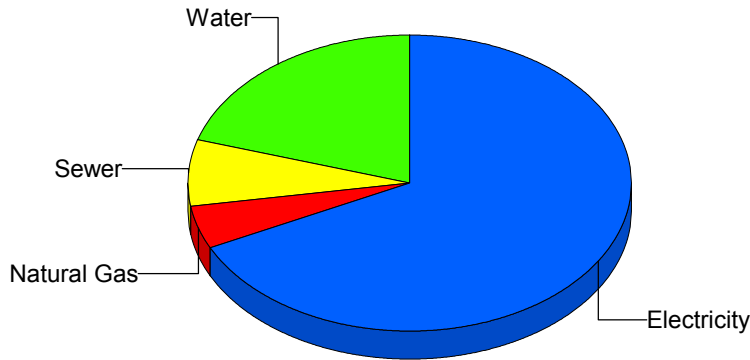
Cost Avoidance Program

**Cost Summary Graph**

Grouped by Energy Type

Energy Type	Use	Units	Meter Cost	Special Charges	Total Cost	Avg Unit Cost	% of Total Cost
Site: HART ELEMENTARY SCHO - HART ELEMENTARY SCHO							
Electricity	15,341	KWH	\$2,672.55	\$0.00	\$2,672.55	0.1742	67.73%
Natural Gas	240	CCF	\$187.16	\$0.00	\$187.16	0.7798	4.74%
Water	264	CCF	\$799.42	\$0.00	\$799.42	3.0281	20.26%
Sewer	92	CCF	\$286.72	\$0.00	\$286.72	3.1165	7.27%
<b>Total Cost:</b>			<b>\$3,945.85</b>	<b>\$0.00</b>	<b>\$3,945.85</b>		

For HART ELEMENTARY SCHO



Electricity	67.7%
Natural Gas	4.7%
Sewer	7.3%
Water	20.3%
Total:	100.0%

*Filters: Cost Center Name Not Equal To DoNotReport; Billing Period Equal To 201306All Meter CodesAll Group Names*

**elpaso**

Energy CAP

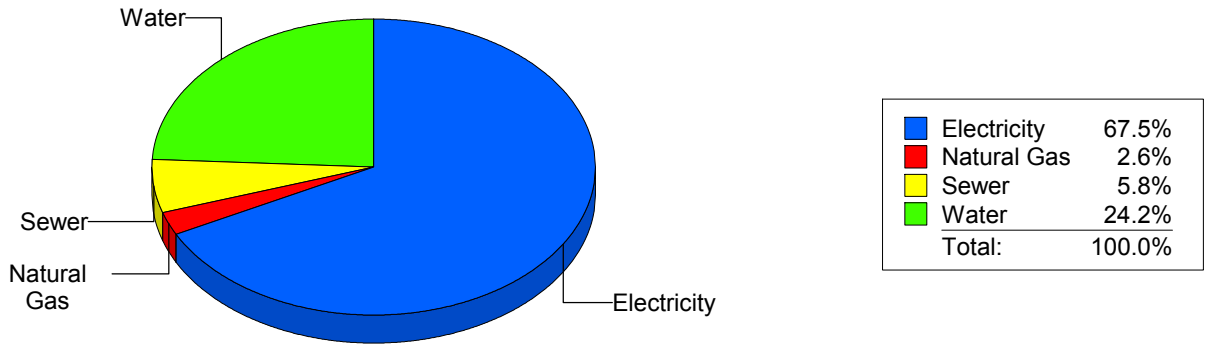
Cost Avoidance Program

**Cost Summary Graph**

Grouped by Energy Type

Energy Type	Use	Units	Meter Cost	Special Charges	Total Cost	Avg Unit Cost	% of Total Cost
<b>Site: HAWKINS ELEMENTARY S - HAWKINS ELEMENTARY S</b>							
Electricity	17,234	KWH	\$2,418.77	\$0.00	\$2,418.77	0.1403	67.49%
Natural Gas	93	CCF	\$91.82	\$0.00	\$91.82	0.9873	2.56%
Water	215	CCF	\$865.71	\$0.00	\$865.71	4.0266	24.15%
Sewer	53	CCF	\$207.78	\$0.00	\$207.78	3.9204	5.80%
<b>Total Cost:</b>			<b>\$3,584.08</b>	<b>\$0.00</b>	<b>\$3,584.08</b>		

For HAWKINS  
ELEMENTARY  
S



*Filters: Cost Center Name Not Equal To DoNotReport; Billing Period Equal To 201306All Meter CodesAll Group Names*



**elpaso**

Energy CAP

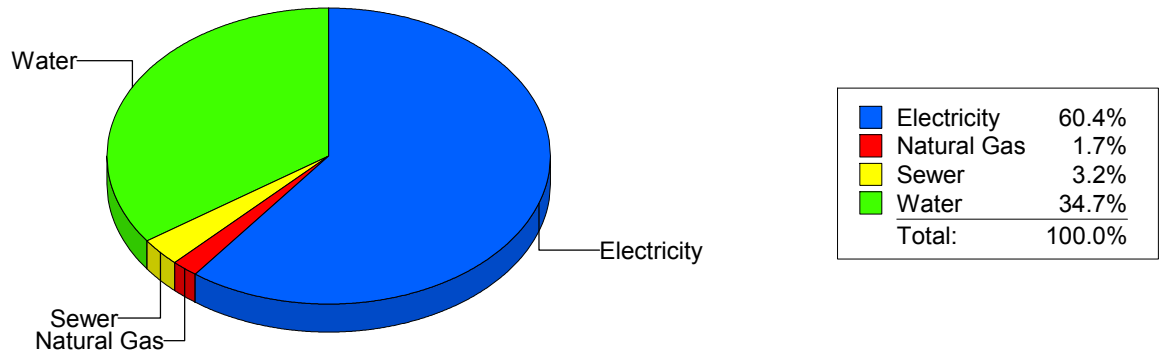
Cost Avoidance Program

**Cost Summary Graph**

Grouped by Energy Type

Energy Type	Use	Units	Meter Cost	Special Charges	Total Cost	Avg Unit Cost	% of Total Cost
<b>Site: HENDERSON MIDDLE SCH - HENDERSON MIDDLE SCH</b>							
Electricity	47,035	KWH	\$6,575.91	\$0.00	\$6,575.91	0.1398	60.39%
Natural Gas	244	CCF	\$189.76	\$0.00	\$189.76	0.7777	1.74%
Water	1,175	CCF	\$3,775.03	\$0.00	\$3,775.03	3.2128	34.67%
Sewer	204	CCF	\$348.84	\$0.00	\$348.84	1.7100	3.20%
<b>Total Cost:</b>			<b>\$10,889.54</b>	<b>\$0.00</b>	<b>\$10,889.54</b>		

For  
HENDERSON  
MIDDLE SCH



*Filters: Cost Center Name Not Equal To DoNotReport; Billing Period Equal To 201306All Meter CodesAll Group Names*

**el paso**

Energy CAP

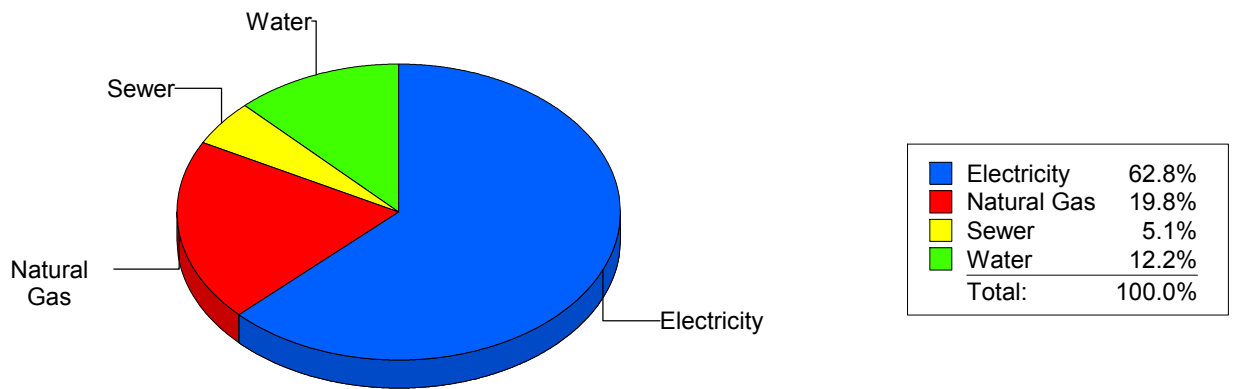
Cost Avoidance Program

**Cost Summary Graph**

Grouped by Energy Type

Energy Type	Use	Units	Meter Cost	Special Charges	Total Cost	Avg Unit Cost	% of Total Cost
<b>Site: HERCULES COTTAGES - HERCULES COTTAGES</b>							
Electricity	3,506	KWH	\$670.42	\$0.00	\$670.42	0.1912	62.83%
Natural Gas	5	CCF	\$211.79	\$0.00	\$211.79	42.3580	19.85%
Water	42	CCF	\$129.91	\$0.00	\$129.91	3.0931	12.18%
Sewer	16	CCF	\$54.87	\$0.00	\$54.87	3.4294	5.14%
<b>Total Cost:</b>			<b>\$1,066.99</b>	<b>\$0.00</b>	<b>\$1,066.99</b>		

For HERCULES COTTAGES



*Filters: Cost Center Name Not Equal To DoNotReport; Billing Period Equal To 201306All Meter CodesAll Group Names*

**elpaso**

Energy CAP

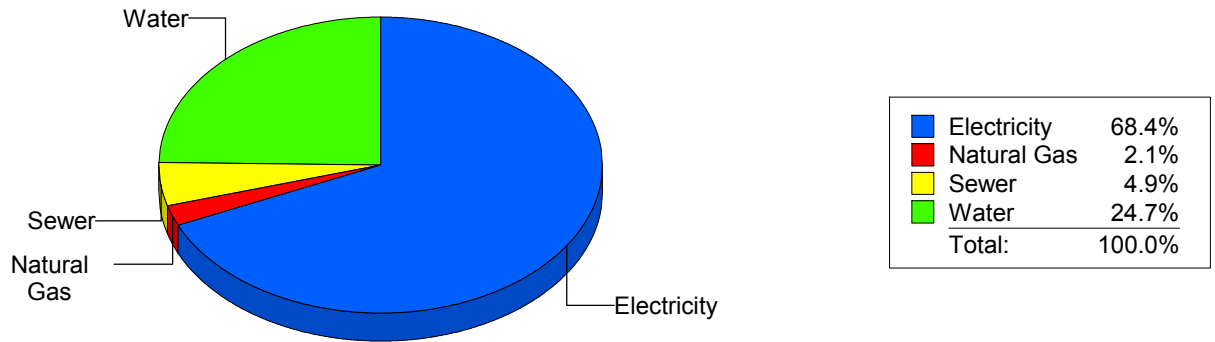
Cost Avoidance Program

**Cost Summary Graph**

Grouped by Energy Type

Energy Type	Use	Units	Meter Cost	Special Charges	Total Cost	Avg Unit Cost	% of Total Cost
<b>Site: HERRERA - HERRERA ELEMENTARY</b>							
Electricity	54,600	KWH	\$8,310.43	\$0.00	\$8,310.43	0.1522	68.37%
Natural Gas	335	CCF	\$249.29	\$0.00	\$249.29	0.7441	2.05%
Water	883	CCF	\$3,003.94	\$0.00	\$3,003.94	3.4020	24.71%
Sewer	262	CCF	\$590.79	\$0.00	\$590.79	2.2549	4.86%
<b>Total Cost:</b>			<b>\$12,154.45</b>	<b>\$0.00</b>	<b>\$12,154.45</b>		

For HERRERA ELEMENTARY



*Filters: Cost Center Name Not Equal To DoNotReport; Billing Period Equal To 201306All Meter CodesAll Group Names*

**elpaso**

Energy CAP

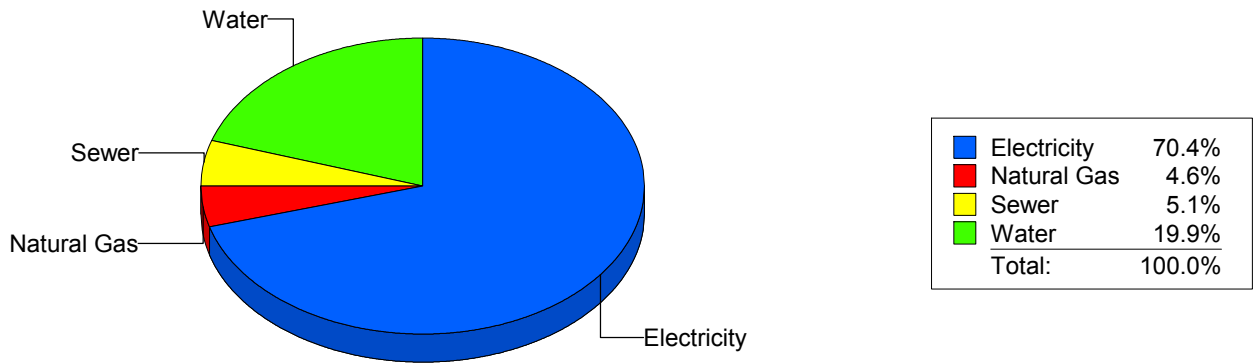
Cost Avoidance Program

**Cost Summary Graph**

Grouped by Energy Type

Energy Type	Use	Units	Meter Cost	Special Charges	Total Cost	Avg Unit Cost	% of Total Cost
<b>Site: HILLSIDE ELEMENTARY - HILLSIDE ELEMENTARY</b>							
Electricity	25,489	KWH	\$4,901.81	\$0.00	\$4,901.81	0.1923	70.43%
Natural Gas	271	CCF	\$320.34	\$0.00	\$320.34	1.1821	4.60%
Water	375	CCF	\$1,383.31	\$0.00	\$1,383.31	3.6888	19.88%
Sewer	100	CCF	\$354.15	\$0.00	\$354.15	3.5415	5.09%
<b>Total Cost:</b>			<b>\$6,959.61</b>	<b>\$0.00</b>	<b>\$6,959.61</b>		

For HILLSIDE ELEMENTARY



*Filters: Cost Center Name Not Equal To DoNotReport; Billing Period Equal To 201306All Meter CodesAll Group Names*

**elpaso**

Energy CAP

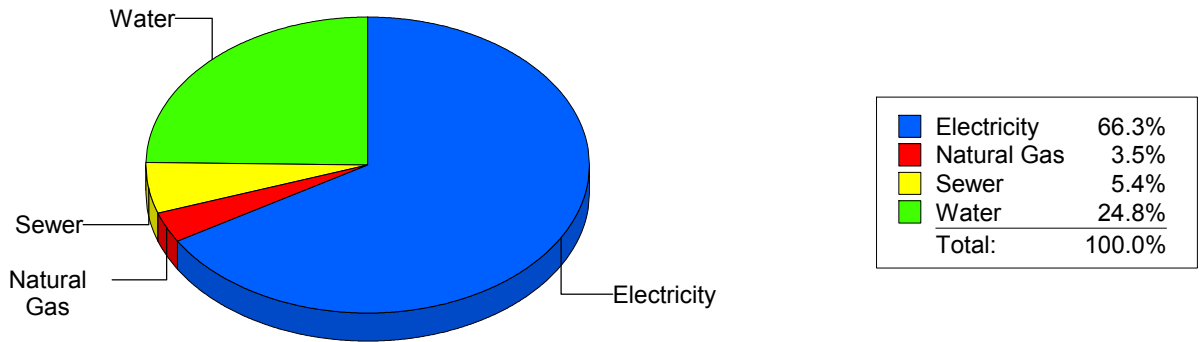
Cost Avoidance Program

**Cost Summary Graph**

Grouped by Energy Type

Energy Type	Use	Units	Meter Cost	Special Charges	Total Cost	Avg Unit Cost	% of Total Cost
<b>Site: HOUSTON INTERMEDIATE - HOUSTON INTERMEDIATE</b>							
Electricity	34,083	KWH	\$4,488.42	\$0.00	\$4,488.42	0.1317	66.32%
Natural Gas	193	CCF	\$238.54	\$0.00	\$238.54	1.2360	3.52%
Water	432	CCF	\$1,675.66	\$0.00	\$1,675.66	3.8788	24.76%
Sewer	100	CCF	\$365.08	\$0.00	\$365.08	3.6508	5.39%
<b>Total Cost:</b>			<b>\$6,767.70</b>	<b>\$0.00</b>	<b>\$6,767.70</b>		

For HOUSTON INTERMEDIATE



*Filters: Cost Center Name Not Equal To DoNotReport; Billing Period Equal To 201306All Meter CodesAll Group Names*

**elpaso**

Energy CAP

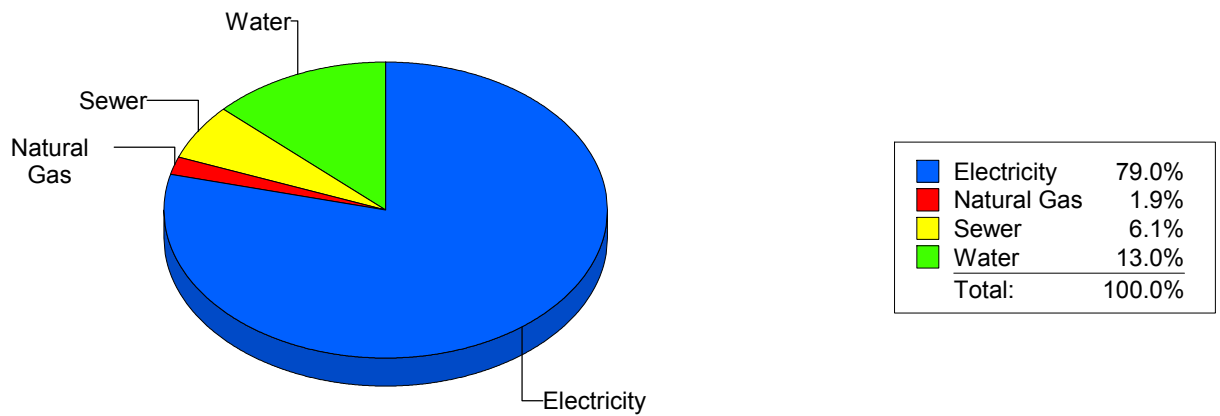
Cost Avoidance Program

**Cost Summary Graph**

Grouped by Energy Type

Energy Type	Use	Units	Meter Cost	Special Charges	Total Cost	Avg Unit Cost	% of Total Cost
<b>Site: MOYE - HR MOYE</b>							
Electricity	55,560	KWH	\$8,341.49	\$0.00	\$8,341.49	0.1501	78.99%
Natural Gas	260	CCF	\$200.21	\$0.00	\$200.21	0.7700	1.90%
Water	273	CCF	\$1,372.00	\$0.00	\$1,372.00	5.0256	12.99%
Sewer	302	CCF	\$645.99	\$0.00	\$645.99	2.1390	6.12%
<b>Total Cost:</b>			<b>\$10,559.69</b>	<b>\$0.00</b>	<b>\$10,559.69</b>		

For HR MOYE



*Filters: Cost Center Name Not Equal To DoNotReport; Billing Period Equal To 201306All Meter CodesAll Group Names*

**elpaso**

Energy CAP

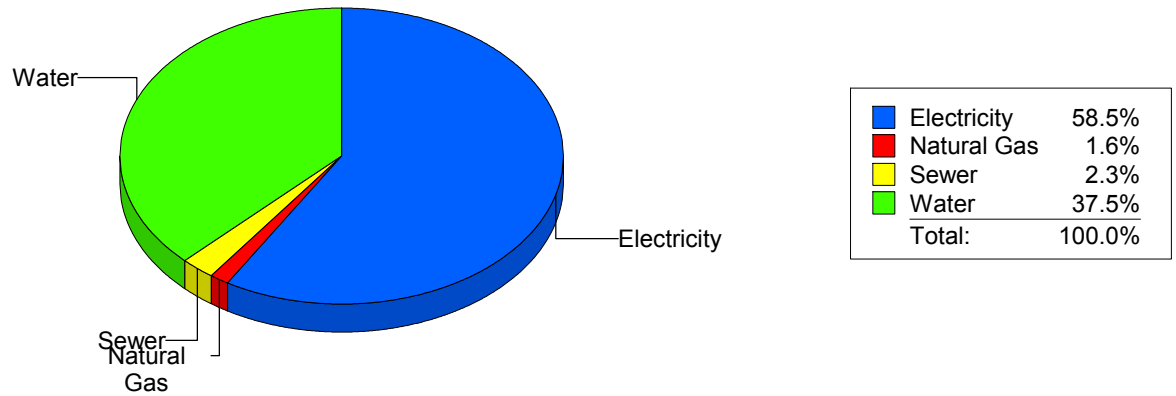
Cost Avoidance Program

**Cost Summary Graph**

Grouped by Energy Type

Energy Type	Use	Units	Meter Cost	Special Charges	Total Cost	Avg Unit Cost	% of Total Cost
<b>Site: HUGHEY ELEMENTARY SC - HUGHEY ELEMENTARY SC</b>							
Electricity	30,951	KWH	\$5,277.00	\$0.00	\$5,277.00	0.1705	58.53%
Natural Gas	36	CCF	\$144.64	\$0.00	\$144.64	4.0178	1.60%
Water	681	CCF	\$3,385.65	\$0.00	\$3,385.65	4.9716	37.55%
Sewer	54	CCF	\$209.16	\$0.00	\$209.16	3.8733	2.32%
<b>Total Cost:</b>			<b>\$9,016.45</b>	<b>\$0.00</b>	<b>\$9,016.45</b>		

For HUGHEY ELEMENTARY SC



*Filters: Cost Center Name Not Equal To DoNotReport; Billing Period Equal To 201306All Meter CodesAll Group Names*

**elpaso**

Energy CAP

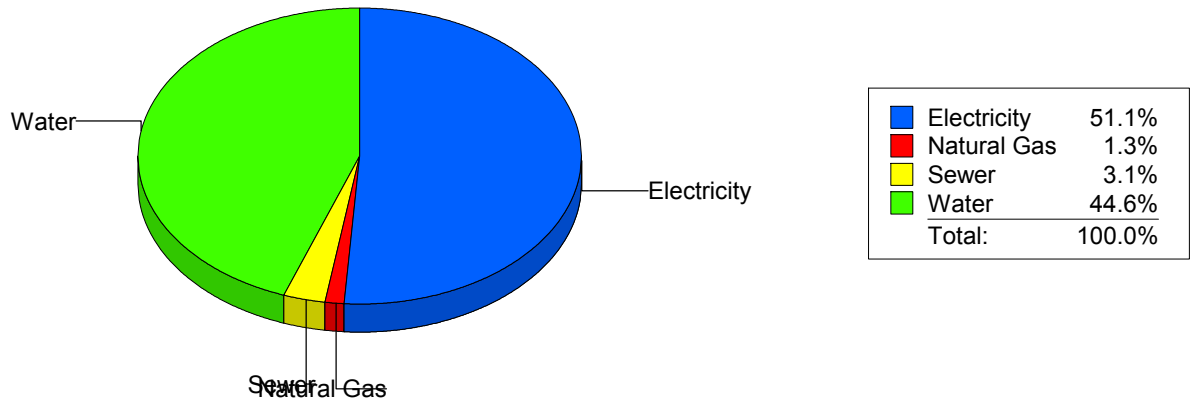
Cost Avoidance Program

**Cost Summary Graph**

Grouped by Energy Type

Energy Type	Use	Units	Meter Cost	Special Charges	Total Cost	Avg Unit Cost	% of Total Cost
<b>Site: IRVIN HIGH SCHOOL - IRVIN HIGH SCHOOL</b>							
Electricity	106,115	KWH	\$14,279.81	\$0.00	\$14,279.81	0.1346	51.05%
Natural Gas	451	CCF	\$366.98	\$0.00	\$366.98	0.8137	1.31%
Water	3,116	CCF	\$12,464.05	\$0.00	\$12,464.05	4.0000	44.56%
Sewer	515	CCF	\$859.53	\$0.00	\$859.53	1.6690	3.07%
<b>Total Cost:</b>			<b>\$27,970.37</b>	<b>\$0.00</b>	<b>\$27,970.37</b>		

For IRVIN HIGH SCHOOL



*Filters: Cost Center Name Not Equal To DoNotReport; Billing Period Equal To 201306All Meter CodesAll Group Names*



**elpaso**

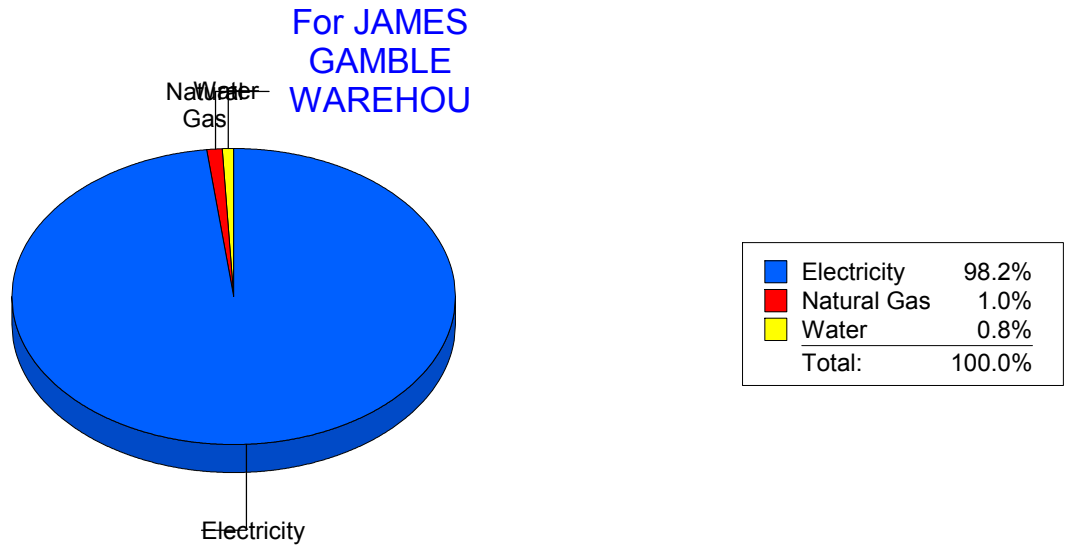
Energy CAP

Cost Avoidance Program

**Cost Summary Graph**

Grouped by Energy Type

Energy Type	Use	Units	Meter Cost	Special Charges	Total Cost	Avg Unit Cost	% of Total Cost
<b>Site: JAMES GAMBLE WAREHOU - JAMES GAMBLE WAREHOU</b>							
Electricity	35,500	KWH	\$4,743.68	\$0.00	\$4,743.68	0.1336	98.18%
Natural Gas	12	CCF	\$48.42	\$0.00	\$48.42	4.0350	1.00%
Water	0	CCF	\$39.32	\$0.00	\$39.32	0.0000	0.81%
<b>Total Cost:</b>			<b>\$4,831.42</b>	<b>\$0.00</b>	<b>\$4,831.42</b>		



*Filters: Cost Center Name Not Equal To DoNotReport; Billing Period Equal To 201306All Meter CodesAll Group Names*

**elpaso**

Energy CAP

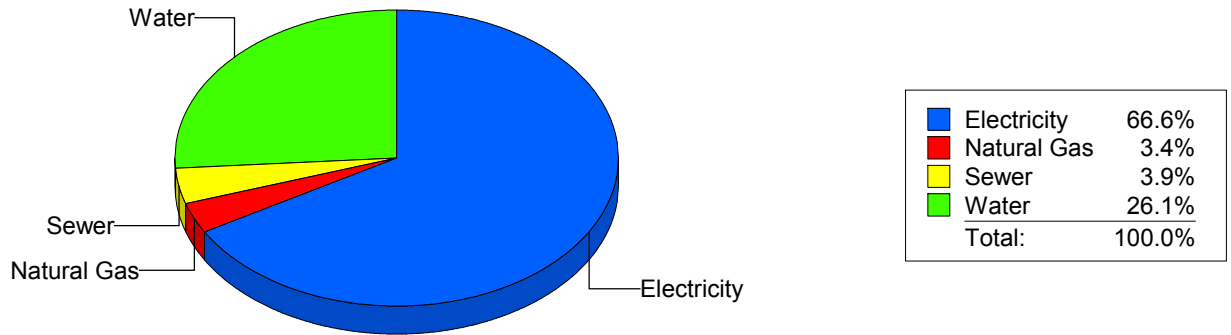
Cost Avoidance Program

**Cost Summary Graph**

Grouped by Energy Type

Energy Type	Use	Units	Meter Cost	Special Charges	Total Cost	Avg Unit Cost	% of Total Cost
<b>Site: JEFFERSON HIGH SCHOOL - JEFFERSON HIGH SCHOOL</b>							
Electricity	108,076	KWH	\$13,983.46	\$0.00	\$13,983.46	0.1294	66.61%
Natural Gas	650	CCF	\$706.70	\$0.00	\$706.70	1.0872	3.37%
Water	2,543	CCF	\$5,486.45	\$0.00	\$5,486.45	2.1575	26.14%
Sewer	321	CCF	\$815.65	\$0.00	\$815.65	2.5410	3.89%
<b>Total Cost:</b>			<b>\$20,992.26</b>	<b>\$0.00</b>	<b>\$20,992.26</b>		

For  
JEFFERSON  
HIGH SCHOOL



*Filters: Cost Center Name Not Equal To DoNotReport; Billing Period Equal To 201306All Meter CodesAll Group Names*

**elpaso**

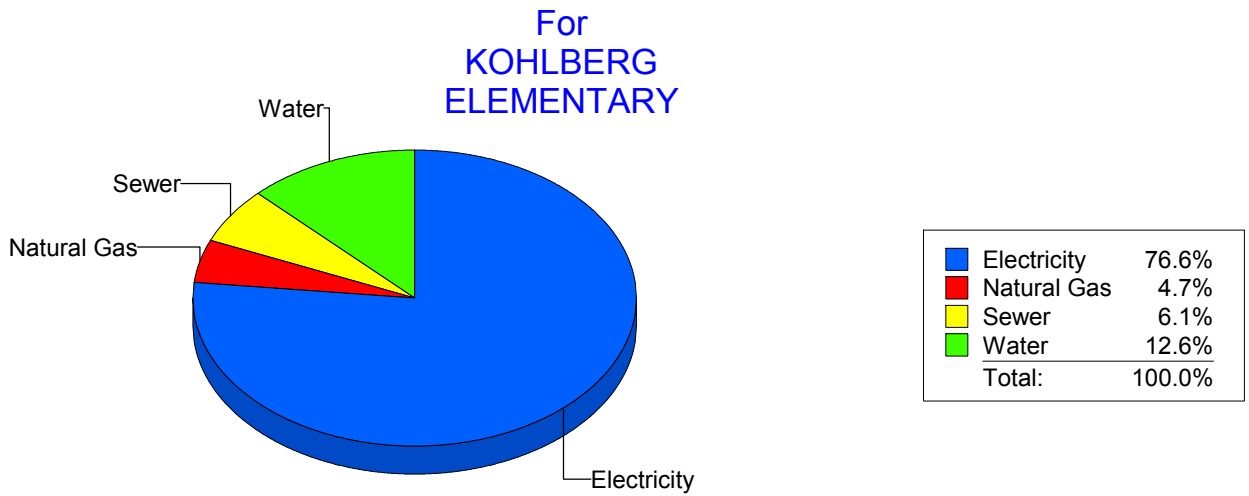
Energy CAP

Cost Avoidance Program

**Cost Summary Graph**

Grouped by Energy Type

Energy Type	Use	Units	Meter Cost	Special Charges	Total Cost	Avg Unit Cost	% of Total Cost
<b>Site: KOHLBERG ELEMENTARY - KOHLBERG ELEMENTARY</b>							
Electricity	35,420	KWH	\$5,844.77	\$0.00	\$5,844.77	0.1650	76.64%
Natural Gas	438	CCF	\$358.47	\$0.00	\$358.47	0.8184	4.70%
Water	374	CCF	\$959.91	\$0.00	\$959.91	2.5666	12.59%
Sewer	189	CCF	\$463.16	\$0.00	\$463.16	2.4506	6.07%
<b>Total Cost:</b>			<b>\$7,626.31</b>	<b>\$0.00</b>	<b>\$7,626.31</b>		



*Filters: Cost Center Name Not Equal To DoNotReport; Billing Period Equal To 201306All Meter CodesAll Group Names*

**elpaso**

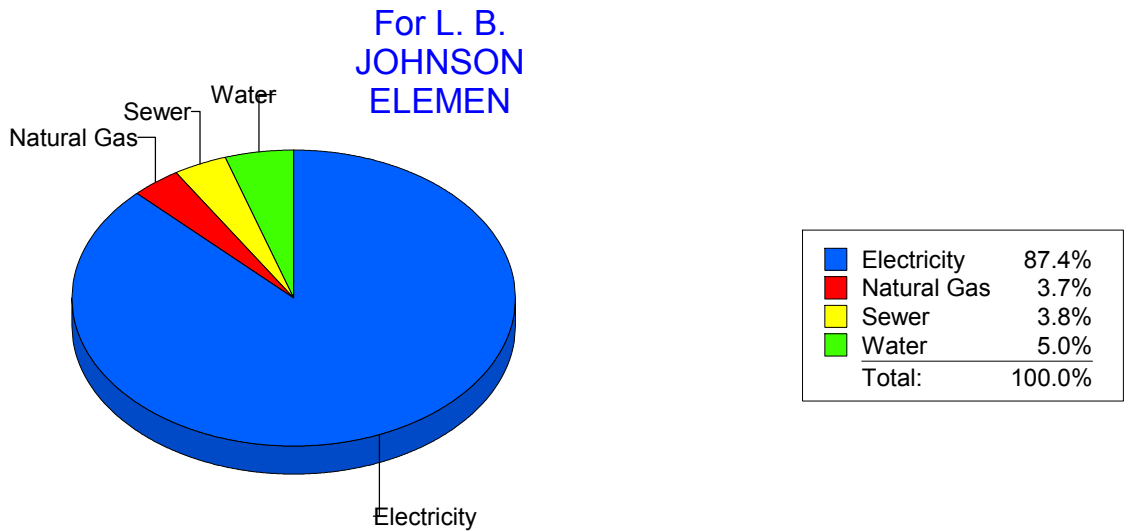
Energy CAP

Cost Avoidance Program

**Cost Summary Graph**

Grouped by Energy Type

Energy Type	Use	Units	Meter Cost	Special Charges	Total Cost	Avg Unit Cost	% of Total Cost
<b>Site: L. B. JOHNSON ELEMEN - L. B. JOHNSON ELEMEN</b>							
Electricity	55,150	KWH	\$7,896.86	\$0.00	\$7,896.86	0.1432	87.39%
Natural Gas	407	CCF	\$338.19	\$0.00	\$338.19	0.8309	3.74%
Water	273	CCF	\$456.22	\$0.00	\$456.22	1.6711	5.05%
Sewer	142	CCF	\$344.79	\$0.00	\$344.79	2.4281	3.82%
<b>Total Cost:</b>			<b>\$9,036.06</b>	<b>\$0.00</b>	<b>\$9,036.06</b>		



*Filters: Cost Center Name Not Equal To DoNotReport; Billing Period Equal To 201306All Meter CodesAll Group Names*

**elpaso**

Energy CAP

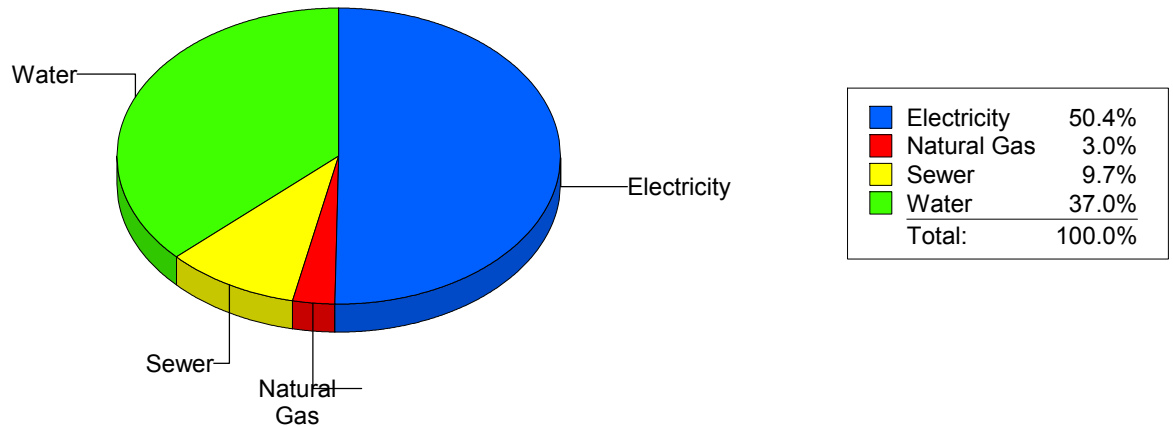
Cost Avoidance Program

**Cost Summary Graph**

Grouped by Energy Type

Energy Type	Use	Units	Meter Cost	Special Charges	Total Cost	Avg Unit Cost	% of Total Cost
<b>Site: LAMAR ELEMENTARY SCH - LAMAR ELEMENTARY SCH</b>							
Electricity	26,100	KWH	\$3,965.83	\$0.00	\$3,965.83	0.1519	50.38%
Natural Gas	187	CCF	\$236.13	\$0.00	\$236.13	1.2627	3.00%
Water	924	CCF	\$2,909.38	\$0.00	\$2,909.38	3.1487	36.96%
Sewer	287	CCF	\$761.04	\$0.00	\$761.04	2.6517	9.67%
<b>Total Cost:</b>			<b>\$7,872.38</b>	<b>\$0.00</b>	<b>\$7,872.38</b>		

For LAMAR  
ELEMENTARY  
SCH



*Filters: Cost Center Name Not Equal To DoNotReport; Billing Period Equal To 201306All Meter CodesAll Group Names*

**elpaso**

Energy CAP

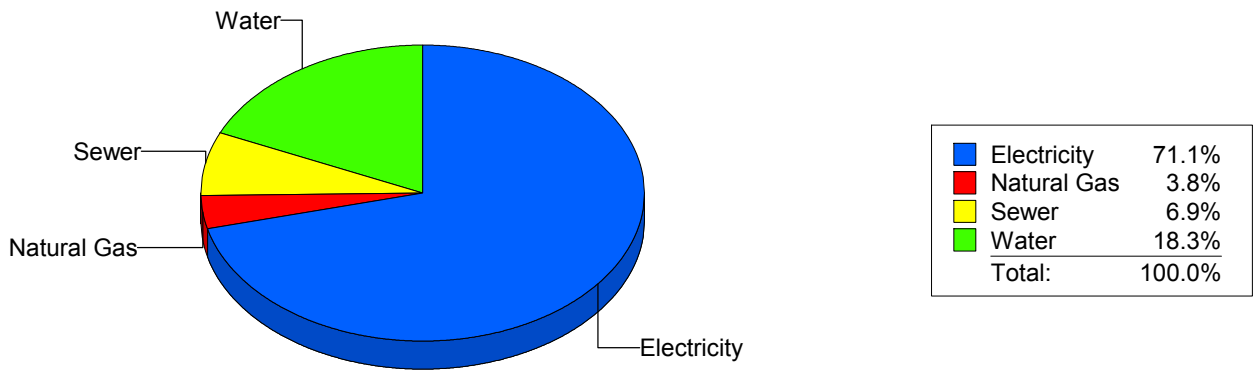
Cost Avoidance Program

**Cost Summary Graph**

Grouped by Energy Type

Energy Type	Use	Units	Meter Cost	Special Charges	Total Cost	Avg Unit Cost	% of Total Cost
<b>Site: LEE ELEMENTARY - LEE ELEMENTARY</b>							
Electricity	25,550	KWH	\$4,464.03	\$0.00	\$4,464.03	0.1747	71.05%
Natural Gas	316	CCF	\$236.85	\$0.00	\$236.85	0.7495	3.77%
Water	361	CCF	\$1,150.11	\$0.00	\$1,150.11	3.1859	18.31%
Sewer	108	CCF	\$431.78	\$0.00	\$431.78	3.9980	6.87%
<b>Total Cost:</b>			<b>\$6,282.77</b>	<b>\$0.00</b>	<b>\$6,282.77</b>		

For LEE ELEMENTARY



*Filters: Cost Center Name Not Equal To DoNotReport; Billing Period Equal To 201306All Meter CodesAll Group Names*

**elpaso**

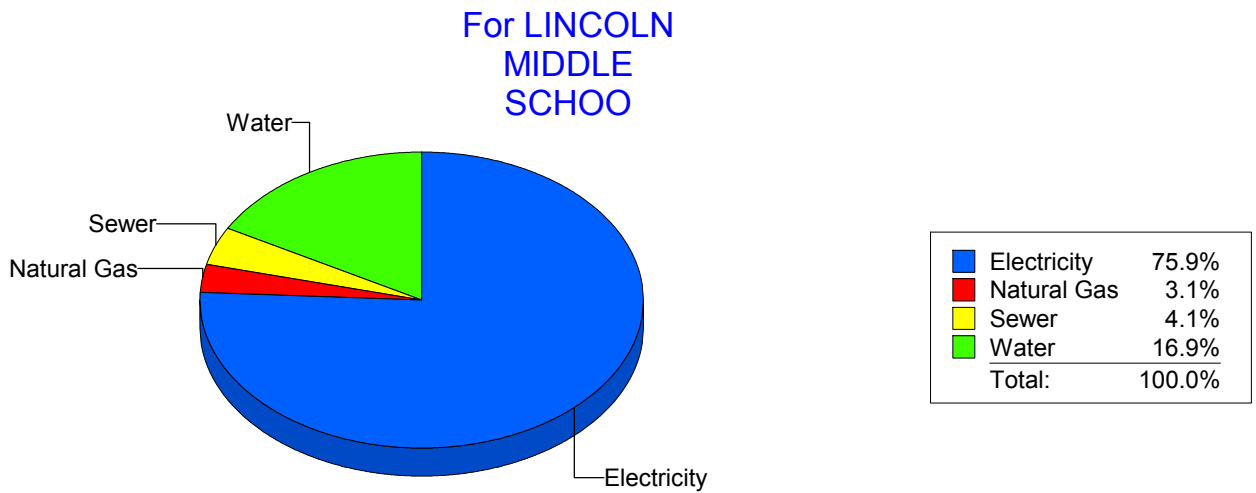
Energy CAP

Cost Avoidance Program

**Cost Summary Graph**

Grouped by Energy Type

Energy Type	Use	Units	Meter Cost	Special Charges	Total Cost	Avg Unit Cost	% of Total Cost
<b>Site: LINCOLN MIDDLE SCHOO - LINCOLN MIDDLE SCHOO</b>							
Electricity	79,750	KWH	\$11,916.38	\$0.00	\$11,916.38	0.1494	75.89%
Natural Gas	704	CCF	\$486.45	\$0.00	\$486.45	0.6910	3.10%
Water	1,020	CCF	\$2,654.09	\$0.00	\$2,654.09	2.6020	16.90%
Sewer	359	CCF	\$644.25	\$0.00	\$644.25	1.7946	4.10%
<b>Total Cost:</b>			<b>\$15,701.17</b>	<b>\$0.00</b>	<b>\$15,701.17</b>		



*Filters: Cost Center Name Not Equal To DoNotReport; Billing Period Equal To 201306All Meter CodesAll Group Names*

**el paso**

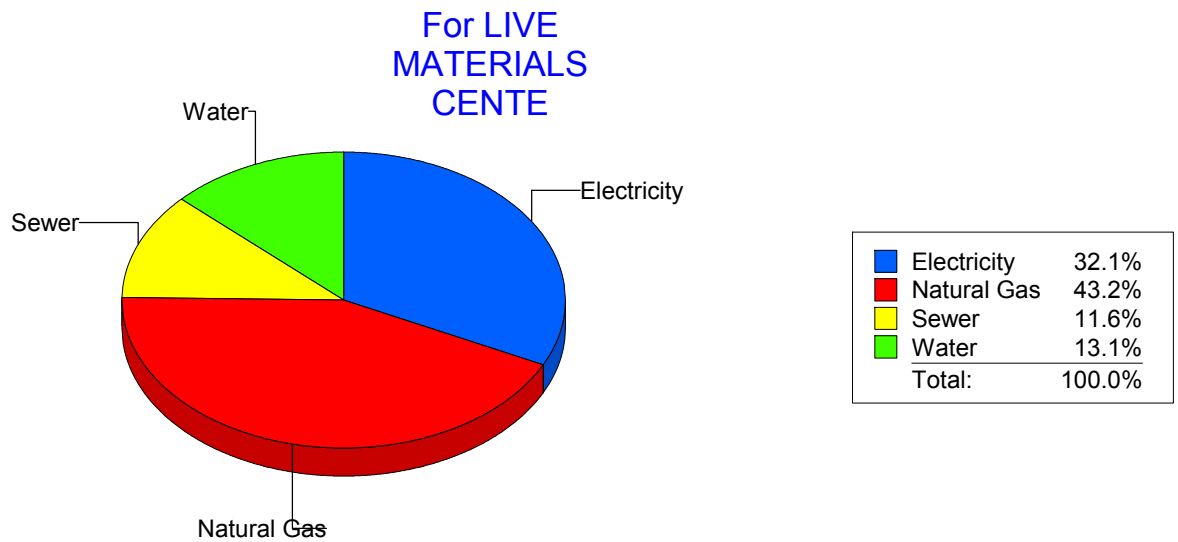
Energy CAP

Cost Avoidance Program

**Cost Summary Graph**

Grouped by Energy Type

Energy Type	Use	Units	Meter Cost	Special Charges	Total Cost	Avg Unit Cost	% of Total Cost
<b>Site: LIVE MATERIALS CENTE - LIVE MATERIALS CENTE</b>							
Electricity		258 KWH	\$64.47	\$0.00	\$64.47	0.2499	32.10%
Natural Gas		6 CCF	\$86.85	\$0.00	\$86.85	14.4750	43.25%
Water		2 CCF	\$26.26	\$0.00	\$26.26	13.1300	13.08%
Sewer		1 CCF	\$23.24	\$0.00	\$23.24	23.2400	11.57%
<b>Total Cost:</b>			<b>\$200.82</b>	<b>\$0.00</b>	<b>\$200.82</b>		



*Filters: Cost Center Name Not Equal To DoNotReport; Billing Period Equal To 201306All Meter CodesAll Group Names*



**elpaso**

Energy CAP

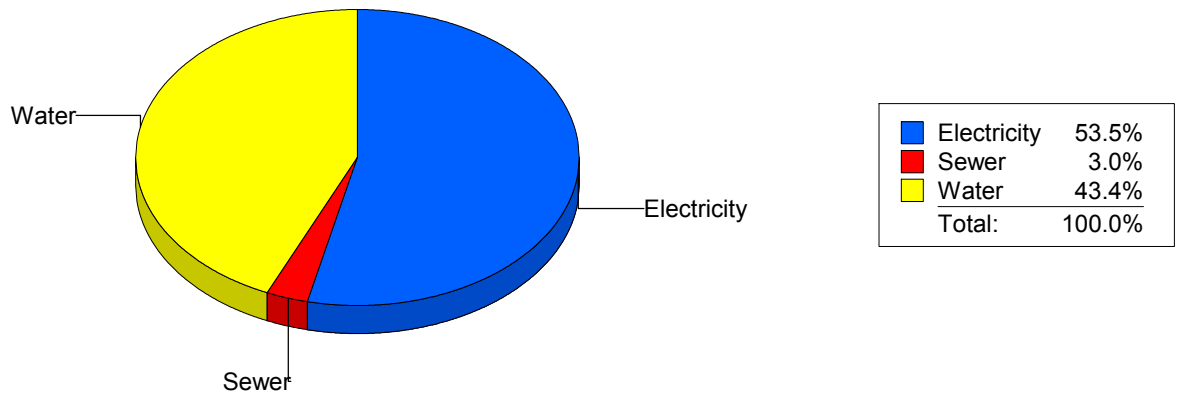
Cost Avoidance Program

**Cost Summary Graph**

Grouped by Energy Type

Energy Type	Use	Units	Meter Cost	Special Charges	Total Cost	Avg Unit Cost	% of Total Cost
<b>Site: LOGAN ELEMENTARY - LOGAN ELEMENTARY</b>							
Electricity	16,520	KWH	\$3,011.08	\$0.00	\$3,011.08	0.1823	53.55%
Water	562	CCF	\$2,442.76	\$0.00	\$2,442.76	4.3465	43.44%
Sewer	74	CCF	\$169.44	\$0.00	\$169.44	2.2897	3.01%
<b>Total Cost:</b>			<b>\$5,623.28</b>	<b>\$0.00</b>	<b>\$5,623.28</b>		

For LOGAN ELEMENTARY



*Filters: Cost Center Name Not Equal To DoNotReport; Billing Period Equal To 201306All Meter CodesAll Group Names*

**elpaso**

Energy CAP

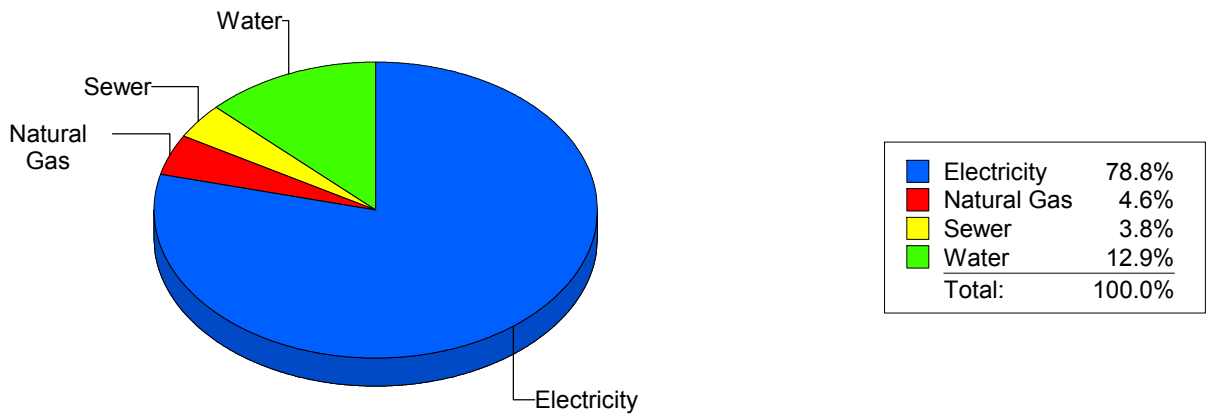
Cost Avoidance Program

**Cost Summary Graph**

Grouped by Energy Type

Energy Type	Use	Units	Meter Cost	Special Charges	Total Cost	Avg Unit Cost	% of Total Cost
<b>Site: LUNDY - LUNDY</b>							
Electricity	48,400	KWH	\$7,566.03	\$0.00	\$7,566.03	0.1563	78.76%
Natural Gas	576	CCF	\$437.08	\$0.00	\$437.08	0.7588	4.55%
Water	346	CCF	\$1,235.54	\$0.00	\$1,235.54	3.5709	12.86%
Sewer	100	CCF	\$367.23	\$0.00	\$367.23	3.6723	3.82%
<b>Total Cost:</b>			<b>\$9,605.88</b>	<b>\$0.00</b>	<b>\$9,605.88</b>		

For LUNDY



*Filters: Cost Center Name Not Equal To DoNotReport; Billing Period Equal To 201306All Meter CodesAll Group Names*

**elpaso**

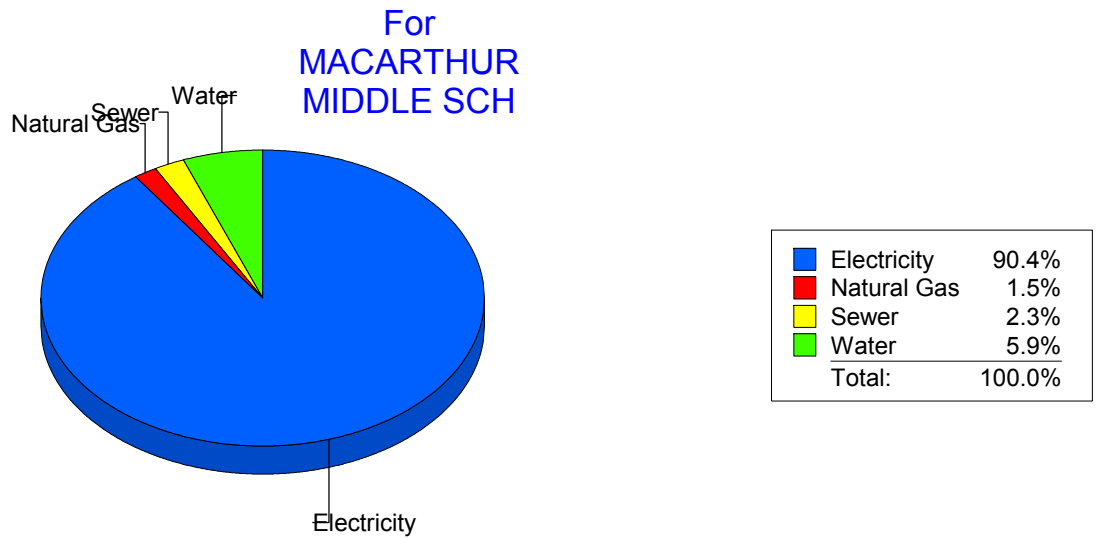
Energy CAP

Cost Avoidance Program

**Cost Summary Graph**

Grouped by Energy Type

Energy Type	Use	Units	Meter Cost	Special Charges	Total Cost	Avg Unit Cost	% of Total Cost
<b>Site: MACARTHUR MIDDLE SCH - MACARTHUR MIDDLE SCH</b>							
Electricity	88,800	KWH	\$12,652.81	\$0.00	\$12,652.81	0.1425	90.36%
Natural Gas	268	CCF	\$205.47	\$0.00	\$205.47	0.7667	1.47%
Water	288	CCF	\$826.24	\$0.00	\$826.24	2.8689	5.90%
Sewer	123	CCF	\$318.57	\$0.00	\$318.57	2.5900	2.27%
<b>Total Cost:</b>			<b>\$14,003.09</b>	<b>\$0.00</b>	<b>\$14,003.09</b>		



*Filters: Cost Center Name Not Equal To DoNotReport; Billing Period Equal To 201306All Meter CodesAll Group Names*

**elpaso**

Energy CAP

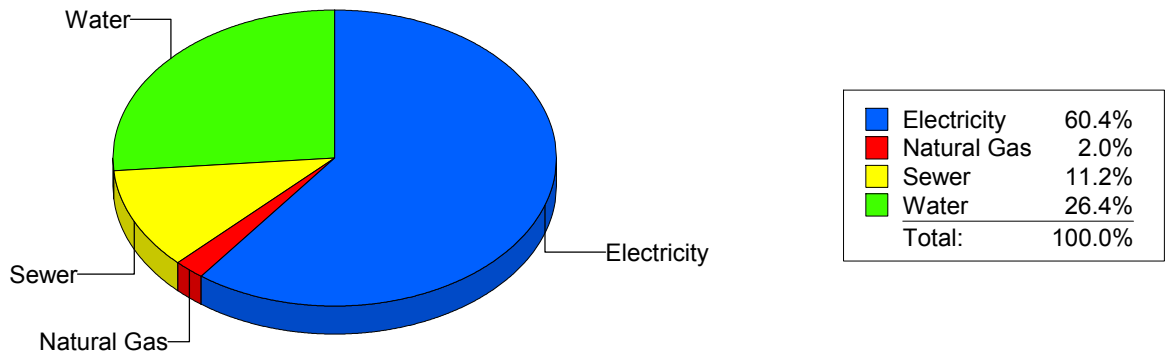
Cost Avoidance Program

**Cost Summary Graph**

Grouped by Energy Type

Energy Type	Use	Units	Meter Cost	Special Charges	Total Cost	Avg Unit Cost	% of Total Cost
<b>Site: MAGOFFIN MIDDLE SCHO - MAGOFFIN MIDDLE SCHO</b>							
Electricity	23,939	KWH	\$3,088.09	\$0.00	\$3,088.09	0.1290	60.38%
Natural Gas	110	CCF	\$102.10	\$0.00	\$102.10	0.9282	2.00%
Water	514	CCF	\$1,352.64	\$0.00	\$1,352.64	2.6316	26.45%
Sewer	248	CCF	\$571.47	\$0.00	\$571.47	2.3043	11.17%
<b>Total Cost:</b>			<b>\$5,114.30</b>	<b>\$0.00</b>	<b>\$5,114.30</b>		

For MAGOFFIN MIDDLE SCHO



*Filters: Cost Center Name Not Equal To DoNotReport; Billing Period Equal To 201306All Meter CodesAll Group Names*

**elpaso**

Energy CAP

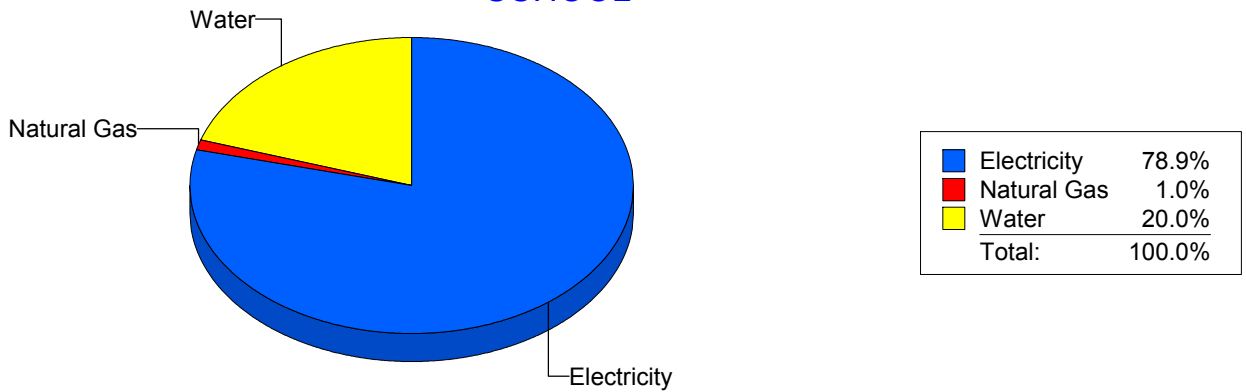
Cost Avoidance Program

**Cost Summary Graph**

Grouped by Energy Type

Energy Type	Use	Units	Meter Cost	Special Charges	Total Cost	Avg Unit Cost	% of Total Cost
Site: MAGOFFINMIDDLESCHOOLN047 - MAGOFFIN NEW MIDDLE SCHOOL							
Electricity	129,800	KWH	\$13,784.10	\$0.00	\$13,784.10	0.1062	78.94%
Natural Gas	231	CCF	\$181.28	\$0.00	\$181.28	0.7848	1.04%
Water	887	CCF	\$3,497.01	\$0.00	\$3,497.01	3.9425	20.03%
<b>Total Cost:</b>			<b>\$17,462.39</b>	<b>\$0.00</b>	<b>\$17,462.39</b>		

For MAGOFFIN  
NEW MIDDLE  
SCHOOL



*Filters: Cost Center Name Not Equal To DoNotReport; Billing Period Equal To 201306All Meter CodesAll Group Names*

**elpaso**

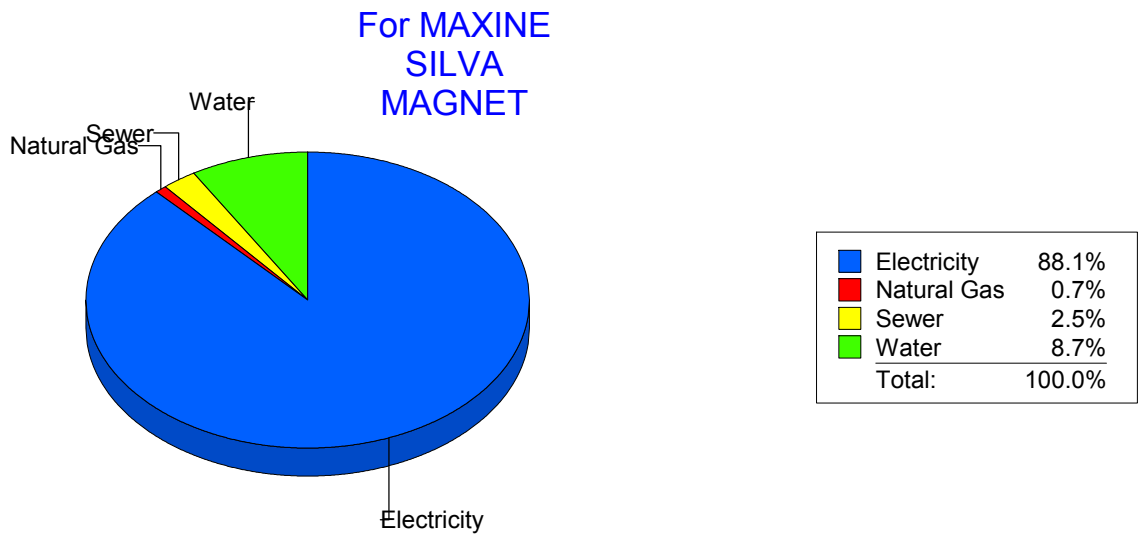
Energy CAP

Cost Avoidance Program

**Cost Summary Graph**

Grouped by Energy Type

Energy Type	Use	Units	Meter Cost	Special Charges	Total Cost	Avg Unit Cost	% of Total Cost
<b>Site: MAXINE SILVA MAGNET - MAXINE SILVA MAGNET</b>							
Electricity	77,100	KWH	\$9,242.35	\$0.00	\$9,242.35	0.1199	88.12%
Natural Gas	62	CCF	\$75.15	\$0.00	\$75.15	1.2121	0.72%
Water	267	CCF	\$907.82	\$0.00	\$907.82	3.4001	8.66%
Sewer	83	CCF	\$263.37	\$0.00	\$263.37	3.1731	2.51%
<b>Total Cost:</b>			<b>\$10,488.69</b>	<b>\$0.00</b>	<b>\$10,488.69</b>		



*Filters: Cost Center Name Not Equal To DoNotReport; Billing Period Equal To 201306All Meter CodesAll Group Names*

**el Paso**

Energy CAP

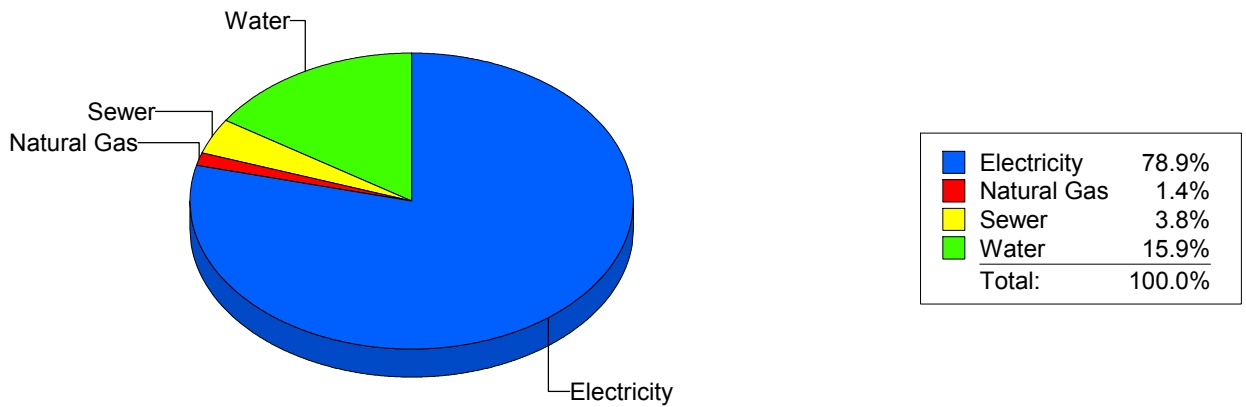
Cost Avoidance Program

**Cost Summary Graph**

Grouped by Energy Type

Energy Type	Use	Units	Meter Cost	Special Charges	Total Cost	Avg Unit Cost	% of Total Cost
<b>Site: MESITA ELEMENTARY - MESITA ELEMENTARY</b>							
Electricity	114,600	KWH	\$14,349.00	\$0.00	\$14,349.00	0.1252	78.89%
Natural Gas	274	CCF	\$249.23	\$0.00	\$249.23	0.9096	1.37%
Water	1,005	CCF	\$2,899.40	\$0.00	\$2,899.40	2.8850	15.94%
Sewer	335	CCF	\$691.53	\$0.00	\$691.53	2.0643	3.80%
<b>Total Cost:</b>			<b>\$18,189.16</b>	<b>\$0.00</b>	<b>\$18,189.16</b>		

For MESITA ELEMENTARY



*Filters: Cost Center Name Not Equal To DoNotReport; Billing Period Equal To 201306All Meter CodesAll Group Names*

**elpaso**

Energy CAP

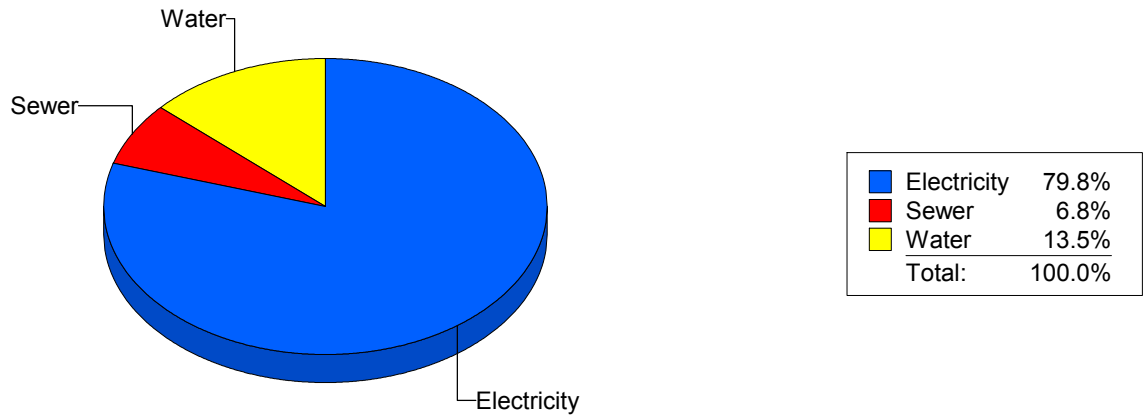
Cost Avoidance Program

**Cost Summary Graph**

Grouped by Energy Type

Energy Type	Use	Units	Meter Cost	Special Charges	Total Cost	Avg Unit Cost	% of Total Cost
<b>Site: MILAM ELEMENTARY - MILAM ELEMENTARY</b>							
Electricity	12,960	KWH	\$2,635.76	\$0.00	\$2,635.76	0.2034	79.77%
Water	136	CCF	\$445.07	\$0.00	\$445.07	3.2726	13.47%
Sewer	54	CCF	\$223.35	\$0.00	\$223.35	4.1361	6.76%
<b>Total Cost:</b>			<b>\$3,304.18</b>	<b>\$0.00</b>	<b>\$3,304.18</b>		

For MILAM ELEMENTARY



*Filters: Cost Center Name Not Equal To DoNotReport; Billing Period Equal To 201306All Meter CodesAll Group Names*



**elpaso**

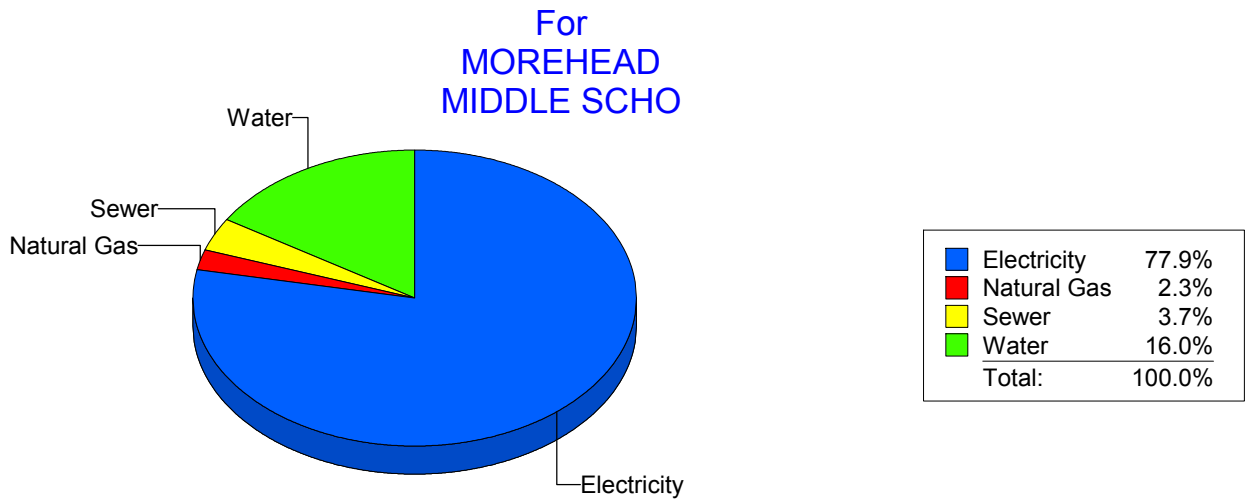
Energy CAP

Cost Avoidance Program

**Cost Summary Graph**

Grouped by Energy Type

Energy Type	Use	Units	Meter Cost	Special Charges	Total Cost	Avg Unit Cost	% of Total Cost
<b>Site: MOREHEAD MIDDLE SCHO - MOREHEAD MIDDLE SCHO</b>							
Electricity	89,502	KWH	\$11,423.54	\$0.00	\$11,423.54	0.1276	77.94%
Natural Gas	479	CCF	\$343.47	\$0.00	\$343.47	0.7171	2.34%
Water	1,307	CCF	\$2,348.22	\$0.00	\$2,348.22	1.7966	16.02%
Sewer	227	CCF	\$542.49	\$0.00	\$542.49	2.3898	3.70%
<b>Total Cost:</b>			<b>\$14,657.72</b>	<b>\$0.00</b>	<b>\$14,657.72</b>		



*Filters: Cost Center Name Not Equal To DoNotReport; Billing Period Equal To 201306All Meter CodesAll Group Names*

**el paso**

Energy CAP

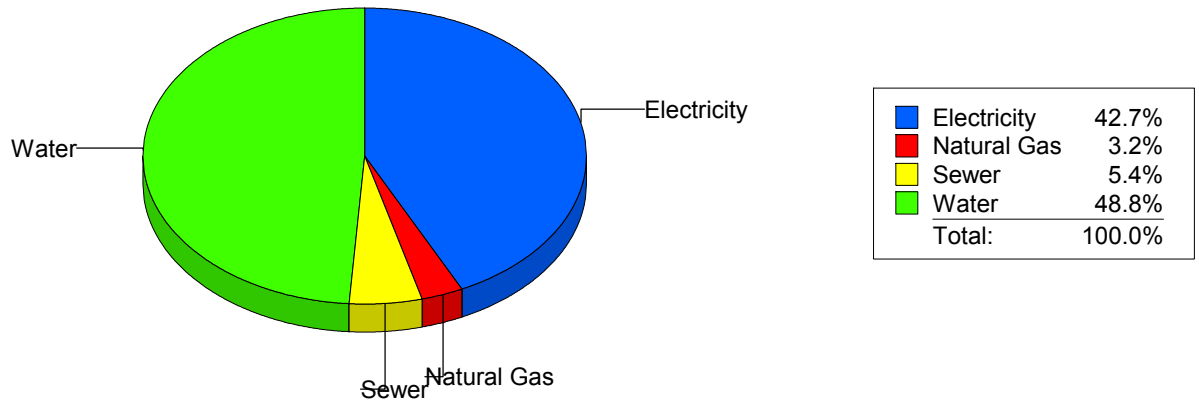
Cost Avoidance Program

**Cost Summary Graph**

Grouped by Energy Type

Energy Type	Use	Units	Meter Cost	Special Charges	Total Cost	Avg Unit Cost	% of Total Cost
<b>Site: NEWMAN ELEMENTARY - NEWMAN ELEMENTARY</b>							
Electricity	22,127	KWH	\$3,434.00	\$0.00	\$3,434.00	0.1552	42.69%
Natural Gas	214	CCF	\$253.43	\$0.00	\$253.43	1.1843	3.15%
Water	1,055	CCF	\$3,922.25	\$0.00	\$3,922.25	3.7178	48.76%
Sewer	227	CCF	\$434.09	\$0.00	\$434.09	1.9123	5.40%
<b>Total Cost:</b>			<b>\$8,043.77</b>	<b>\$0.00</b>	<b>\$8,043.77</b>		

For NEWMAN ELEMENTARY



*Filters: Cost Center Name Not Equal To DoNotReport; Billing Period Equal To 201306All Meter CodesAll Group Names*

**elpaso**

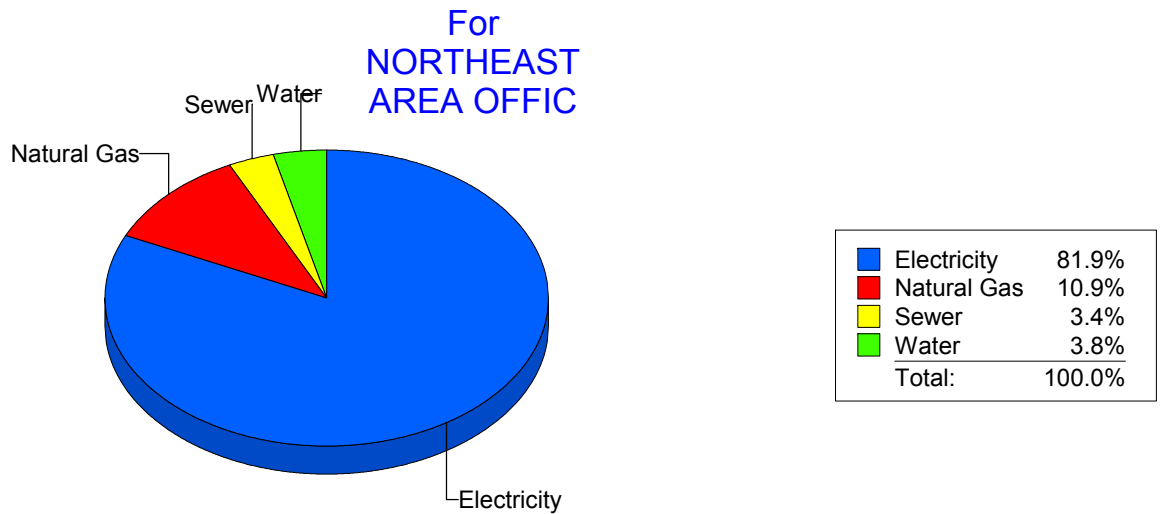
Energy CAP

Cost Avoidance Program

**Cost Summary Graph**

Grouped by Energy Type

Energy Type	Use	Units	Meter Cost	Special Charges	Total Cost	Avg Unit Cost	% of Total Cost
<b>Site: NORTHEAST AREA OFFIC - NORTHEAST AREA OFFIC</b>							
Electricity	9,800	KWH	\$1,314.12	\$0.00	\$1,314.12	0.1341	81.90%
Natural Gas	15	CCF	\$175.35	\$0.00	\$175.35	11.6900	10.93%
Water	9	CCF	\$60.32	\$0.00	\$60.32	6.7022	3.76%
Sewer	8	CCF	\$54.76	\$0.00	\$54.76	6.8450	3.41%
<b>Total Cost:</b>			<b>\$1,604.55</b>	<b>\$0.00</b>	<b>\$1,604.55</b>		



*Filters: Cost Center Name Not Equal To DoNotReport; Billing Period Equal To 201306All Meter CodesAll Group Names*

**el paso**


Energy CAP

Cost Avoidance Program

**Cost Summary Graph**

Grouped by Energy Type

Energy Type	Use	Units	Meter Cost	Special Charges	Total Cost	Avg Unit Cost	% of Total Cost
<b>Site: NORTHEAST AREA TRANS - NORTHEAST AREA TRANS</b>							
Electricity	5,391	KWH	\$554.82	\$0.00	\$554.82	0.1029	25.35%
Natural Gas	23	CCF	\$95.99	\$0.00	\$95.99	4.1735	4.39%
Water	264	CCF	\$1,248.08	\$0.00	\$1,248.08	4.7276	57.02%
Sewer	44	CCF	\$289.95	\$0.00	\$289.95	6.5898	13.25%
<b>Total Cost:</b>			<b>\$2,188.84</b>	<b>\$0.00</b>	<b>\$2,188.84</b>		



*Filters: Cost Center Name Not Equal To DoNotReport; Billing Period Equal To 201306All Meter CodesAll Group Names*

**el paso**

Energy CAP

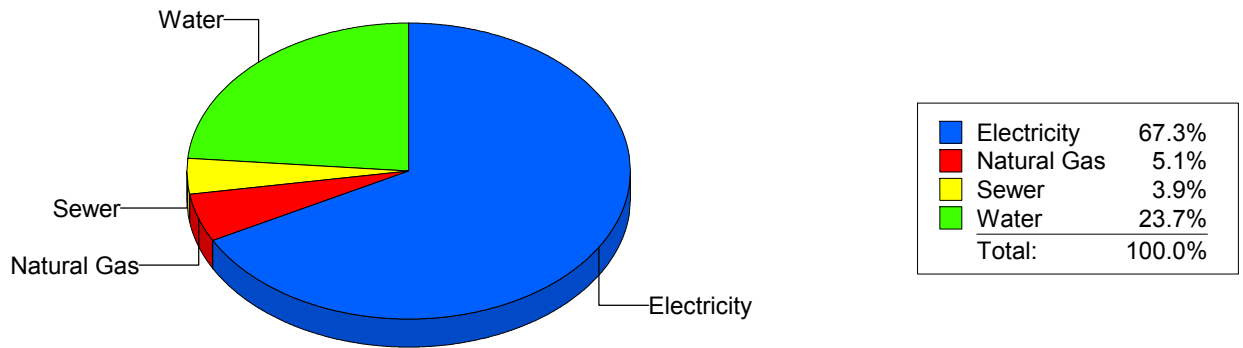
Cost Avoidance Program

**Cost Summary Graph**

Grouped by Energy Type

Energy Type	Use	Units	Meter Cost	Special Charges	Total Cost	Avg Unit Cost	% of Total Cost
Site: OCCUPATIONAL CTR. - OCCUPATIONAL CTR.							
Electricity		6,000 KWH	\$1,013.39	\$0.00	\$1,013.39	0.1689	67.27%
Natural Gas		65 CCF	\$76.77	\$0.00	\$76.77	1.1811	5.10%
Water		60 CCF	\$357.37	\$0.00	\$357.37	5.9562	23.72%
Sewer		4 CCF	\$59.03	\$0.00	\$59.03	14.7575	3.92%
<b>Total Cost:</b>			<b>\$1,506.56</b>	<b>\$0.00</b>	<b>\$1,506.56</b>		

For OCCUPATIONAL CTR.



*Filters: Cost Center Name Not Equal To DoNotReport; Billing Period Equal To 201306All Meter CodesAll Group Names*

**el paso**

Energy CAP

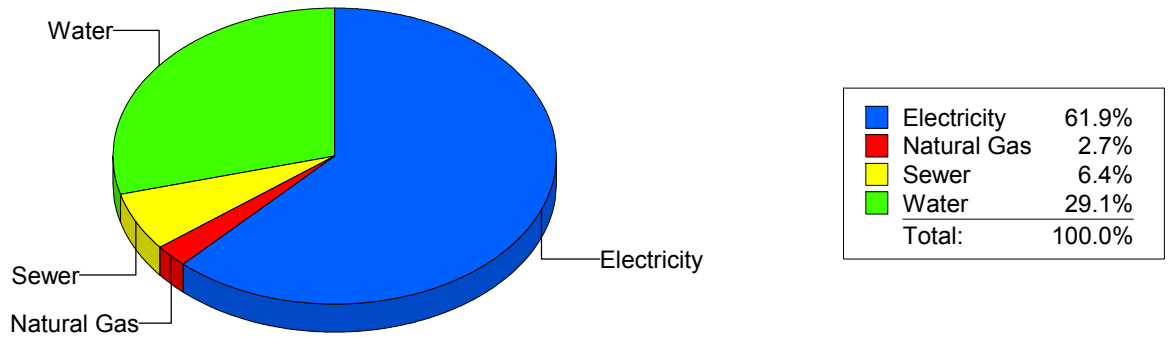
Cost Avoidance Program

**Cost Summary Graph**

Grouped by Energy Type

Energy Type	Use	Units	Meter Cost	Special Charges	Total Cost	Avg Unit Cost	% of Total Cost
<b>Site: PARK ELEMENTARY - PARK ELEMENTARY</b>							
Electricity	22,645	KWH	\$4,266.19	\$0.00	\$4,266.19	0.1884	61.87%
Natural Gas	175	CCF	\$184.71	\$0.00	\$184.71	1.0555	2.68%
Water	605	CCF	\$2,006.41	\$0.00	\$2,006.41	3.3164	29.10%
Sewer	181	CCF	\$437.93	\$0.00	\$437.93	2.4195	6.35%
<b>Total Cost:</b>			<b>\$6,895.24</b>	<b>\$0.00</b>	<b>\$6,895.24</b>		

For PARK ELEMENTARY



*Filters: Cost Center Name Not Equal To DoNotReport; Billing Period Equal To 201306All Meter CodesAll Group Names*

**elpaso**

Energy CAP

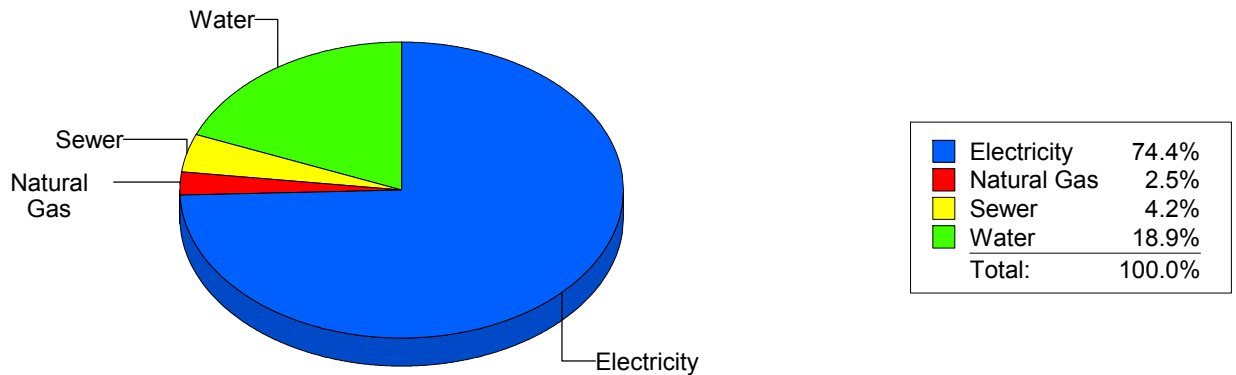
Cost Avoidance Program

**Cost Summary Graph**

Grouped by Energy Type

Energy Type	Use	Units	Meter Cost	Special Charges	Total Cost	Avg Unit Cost	% of Total Cost
<b>Site: PAUL MORENO - PAUL MORENO</b>							
Electricity	48,300	KWH	\$6,810.98	\$0.00	\$6,810.98	0.1410	74.37%
Natural Gas	239	CCF	\$228.31	\$0.00	\$228.31	0.9553	2.49%
Water	457	CCF	\$1,731.69	\$0.00	\$1,731.69	3.7893	18.91%
Sewer	134	CCF	\$387.26	\$0.00	\$387.26	2.8900	4.23%
<b>Total Cost:</b>			<b>\$9,158.24</b>	<b>\$0.00</b>	<b>\$9,158.24</b>		

For PAUL MORENO



*Filters: Cost Center Name Not Equal To DoNotReport; Billing Period Equal To 201306All Meter CodesAll Group Names*

**elpaso**

Energy CAP

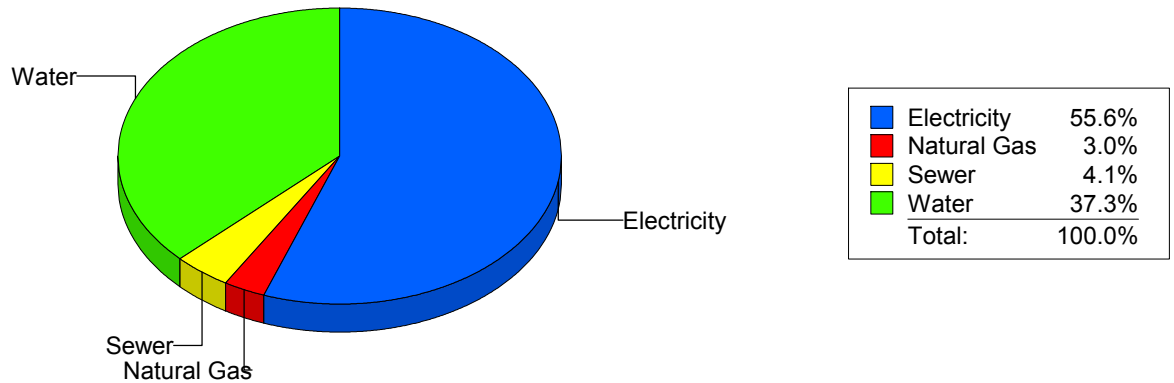
Cost Avoidance Program

**Cost Summary Graph**

Grouped by Energy Type

Energy Type	Use	Units	Meter Cost	Special Charges	Total Cost	Avg Unit Cost	% of Total Cost
<b>Site: POLK ELEMENTARY - POLK ELEMENTARY</b>							
Electricity	21,300	KWH	\$3,767.18	\$0.00	\$3,767.18	0.1769	55.58%
Natural Gas	210	CCF	\$206.19	\$0.00	\$206.19	0.9819	3.04%
Water	594	CCF	\$2,526.95	\$0.00	\$2,526.95	4.2541	37.28%
Sewer	93	CCF	\$277.17	\$0.00	\$277.17	2.9803	4.09%
<b>Total Cost:</b>			<b>\$6,777.49</b>	<b>\$0.00</b>	<b>\$6,777.49</b>		

For POLK ELEMENTARY



*Filters: Cost Center Name Not Equal To DoNotReport; Billing Period Equal To 201306All Meter CodesAll Group Names*



**elpaso**

Energy CAP

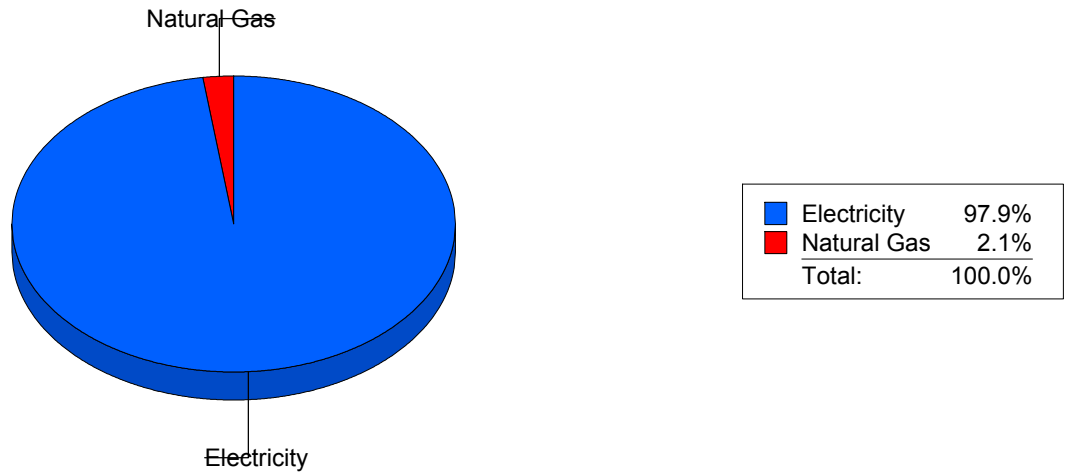
Cost Avoidance Program

**Cost Summary Graph**

Grouped by Energy Type

Energy Type	Use	Units	Meter Cost	Special Charges	Total Cost	Avg Unit Cost	% of Total Cost
<b>Site: POWELL - POWELL</b>							
Electricity	58,680	KWH	\$9,415.15	\$0.00	\$9,415.15	0.1604	97.90%
Natural Gas	262	CCF	\$201.52	\$0.00	\$201.52	0.7692	2.10%
<b>Total Cost:</b>			<b>\$9,616.67</b>	<b>\$0.00</b>	<b>\$9,616.67</b>		

For POWELL



*Filters: Cost Center Name Not Equal To DoNotReport; Billing Period Equal To 201306All Meter CodesAll Group Names*

**el paso**

Energy CAP

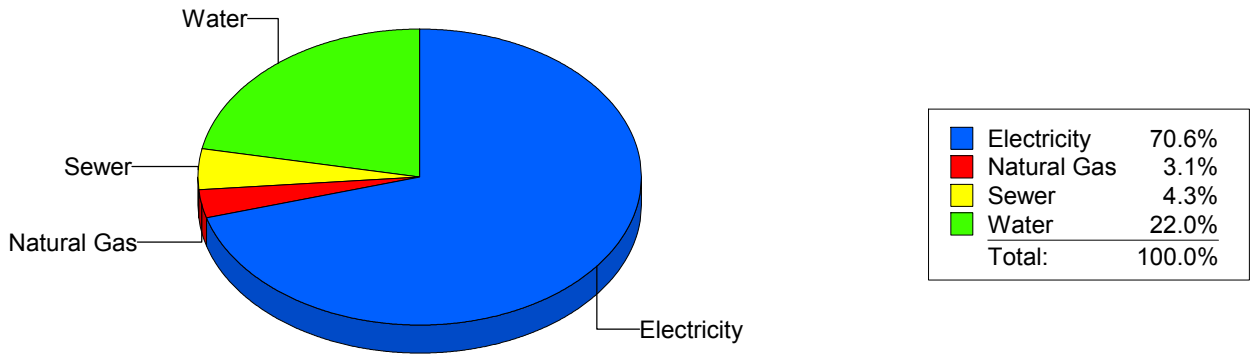
Cost Avoidance Program

**Cost Summary Graph**

Grouped by Energy Type

Energy Type	Use	Units	Meter Cost	Special Charges	Total Cost	Avg Unit Cost	% of Total Cost
<b>Site: PUTNAM ELEMENTARY - PUTNAM ELEMENTARY</b>							
Electricity	21,514	KWH	\$3,879.34	\$0.00	\$3,879.34	0.1803	70.59%
Natural Gas	147	CCF	\$168.15	\$0.00	\$168.15	1.1439	3.06%
Water	391	CCF	\$1,210.81	\$0.00	\$1,210.81	3.0967	22.03%
Sewer	115	CCF	\$237.35	\$0.00	\$237.35	2.0639	4.32%
<b>Total Cost:</b>			<b>\$5,495.65</b>	<b>\$0.00</b>	<b>\$5,495.65</b>		

For PUTNAM ELEMENTARY



*Filters: Cost Center Name Not Equal To DoNotReport; Billing Period Equal To 201306All Meter CodesAll Group Names*

**elpaso**

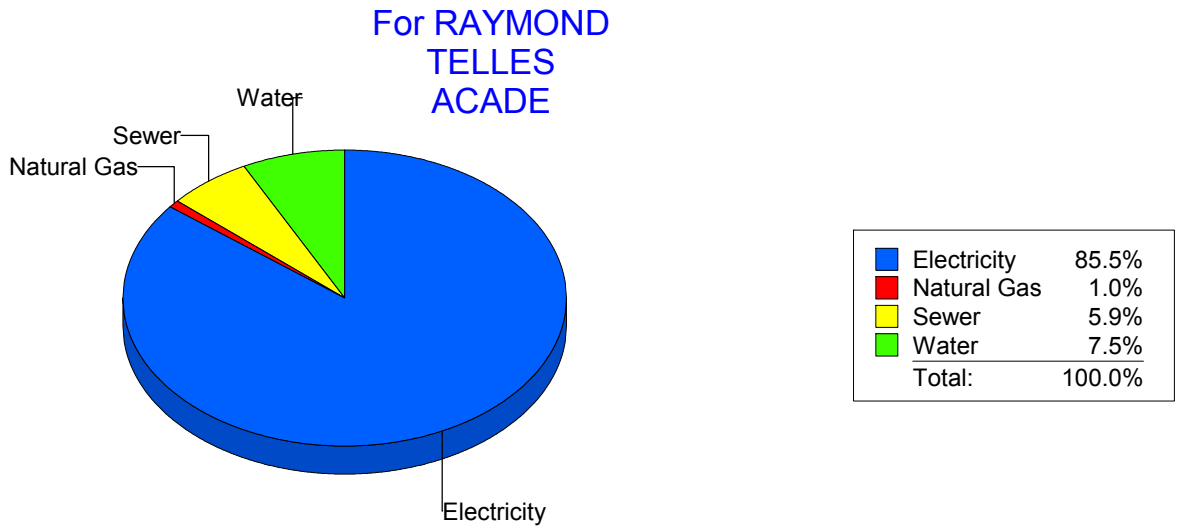
Energy CAP

Cost Avoidance Program

**Cost Summary Graph**

Grouped by Energy Type

Energy Type	Use	Units	Meter Cost	Special Charges	Total Cost	Avg Unit Cost	% of Total Cost
<b>Site: RAYMOND TELLES ACADE - RAYMOND TELLES ACADE</b>							
Electricity	30,400	KWH	\$4,649.15	\$0.00	\$4,649.15	0.1529	85.53%
Natural Gas	22	CCF	\$53.65	\$0.00	\$53.65	2.4386	0.99%
Water	161	CCF	\$410.15	\$0.00	\$410.15	2.5475	7.55%
Sewer	126	CCF	\$322.71	\$0.00	\$322.71	2.5612	5.94%
<b>Total Cost:</b>			<b>\$5,435.66</b>	<b>\$0.00</b>	<b>\$5,435.66</b>		



*Filters: Cost Center Name Not Equal To DoNotReport; Billing Period Equal To 201306All Meter CodesAll Group Names*

**elpaso**

Energy CAP

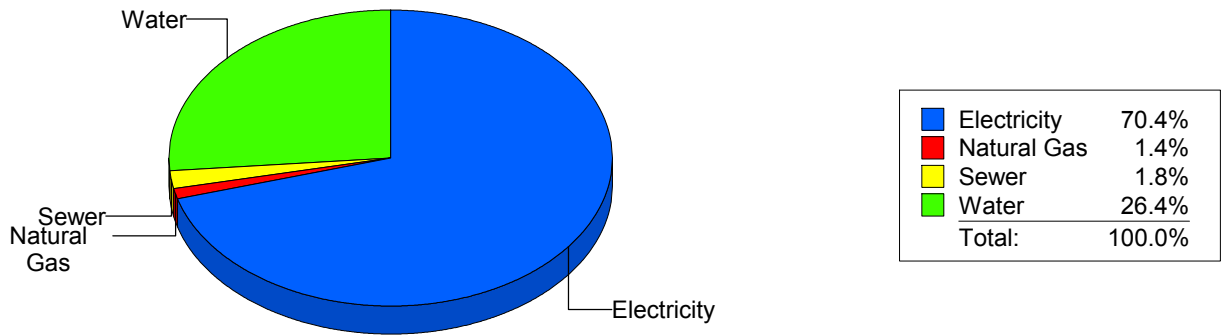
Cost Avoidance Program

**Cost Summary Graph**

Grouped by Energy Type

Energy Type	Use	Units	Meter Cost	Special Charges	Total Cost	Avg Unit Cost	% of Total Cost
<b>Site: RICHARDSON MIDDLE - RICHARDSON MIDDLE</b>							
Electricity	63,300	KWH	\$10,914.26	\$0.00	\$10,914.26	0.1724	70.43%
Natural Gas	276	CCF	\$210.69	\$0.00	\$210.69	0.7634	1.36%
Water	835	CCF	\$4,095.15	\$0.00	\$4,095.15	4.9044	26.42%
Sewer	93	CCF	\$277.17	\$0.00	\$277.17	2.9803	1.79%
<b>Total Cost:</b>			<b>\$15,497.27</b>	<b>\$0.00</b>	<b>\$15,497.27</b>		

For  
RICHARDSON  
MIDDLE



*Filters: Cost Center Name Not Equal To DoNotReport; Billing Period Equal To 201306All Meter CodesAll Group Names*

**elpaso**

Energy CAP

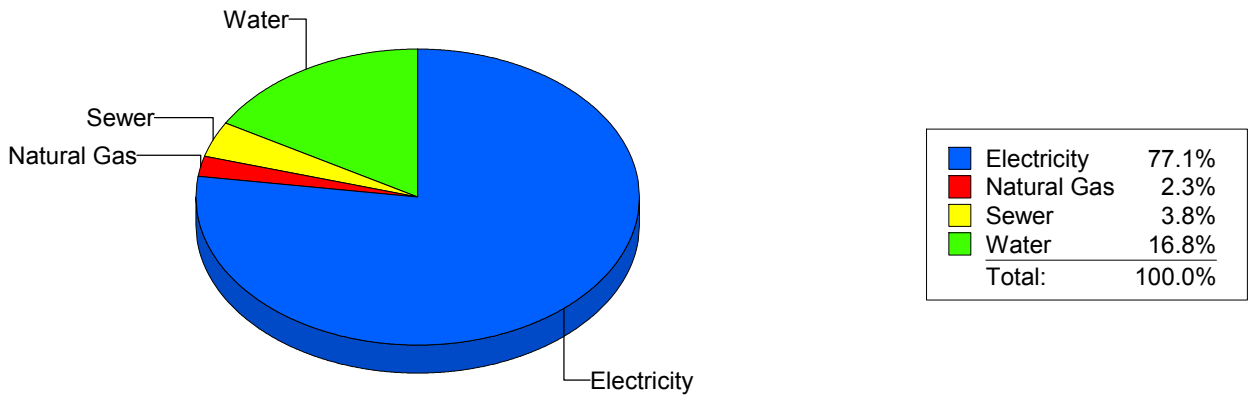
Cost Avoidance Program

**Cost Summary Graph**

Grouped by Energy Type

Energy Type	Use	Units	Meter Cost	Special Charges	Total Cost	Avg Unit Cost	% of Total Cost
<b>Site: RIVERA ELEMENTARY - RIVERA ELEMENTARY</b>							
Electricity	40,680	KWH	\$7,422.75	\$0.00	\$7,422.75	0.1825	77.13%
Natural Gas	287	CCF	\$217.88	\$0.00	\$217.88	0.7592	2.26%
Water	520	CCF	\$1,616.40	\$0.00	\$1,616.40	3.1085	16.80%
Sewer	158	CCF	\$366.87	\$0.00	\$366.87	2.3220	3.81%
<b>Total Cost:</b>			<b>\$9,623.90</b>	<b>\$0.00</b>	<b>\$9,623.90</b>		

For RIVERA ELEMENTARY



*Filters: Cost Center Name Not Equal To DoNotReport; Billing Period Equal To 201306All Meter CodesAll Group Names*

**elpaso**

Energy CAP

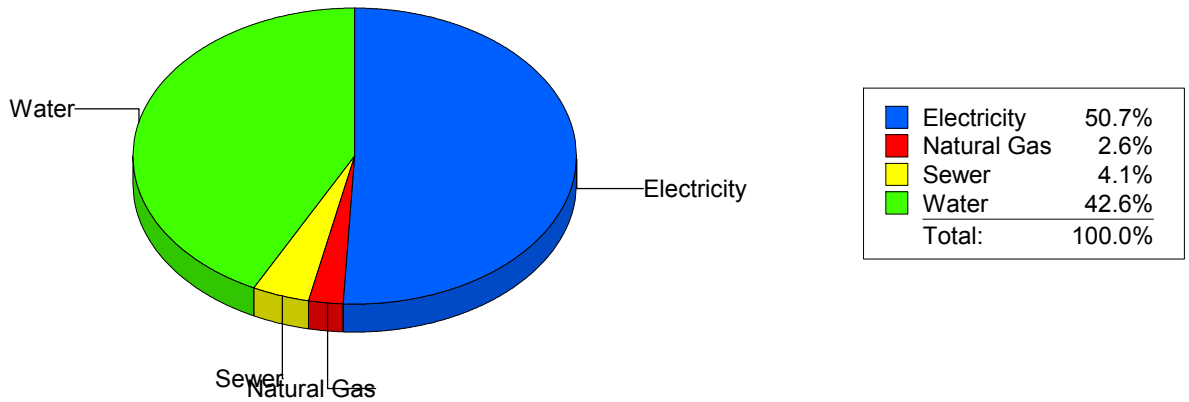
Cost Avoidance Program

**Cost Summary Graph**

Grouped by Energy Type

Energy Type	Use	Units	Meter Cost	Special Charges	Total Cost	Avg Unit Cost	% of Total Cost
<b>Site: ROBERTS ELEMENTARY - ROBERTS ELEMENTARY</b>							
Electricity	35,827	KWH	\$5,067.10	\$0.00	\$5,067.10	0.1414	50.70%
Natural Gas	283	CCF	\$255.80	\$0.00	\$255.80	0.9039	2.56%
Water	1,058	CCF	\$4,261.32	\$0.00	\$4,261.32	4.0277	42.63%
Sewer	182	CCF	\$410.92	\$0.00	\$410.92	2.2578	4.11%
<b>Total Cost:</b>			<b>\$9,995.14</b>	<b>\$0.00</b>	<b>\$9,995.14</b>		

For ROBERTS ELEMENTARY



*Filters: Cost Center Name Not Equal To DoNotReport; Billing Period Equal To 201306All Meter CodesAll Group Names*

**elpaso**

Energy CAP

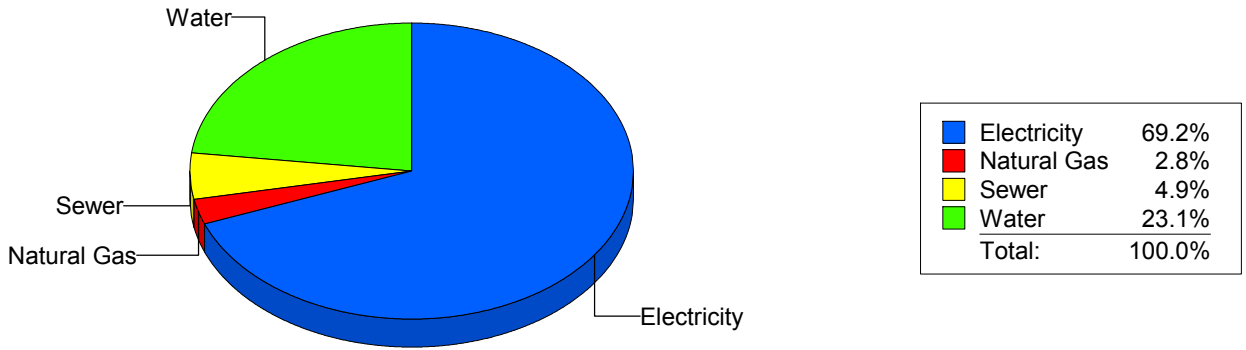
Cost Avoidance Program

**Cost Summary Graph**

Grouped by Energy Type

Energy Type	Use	Units	Meter Cost	Special Charges	Total Cost	Avg Unit Cost	% of Total Cost
<b>Site: ROSA GUERRERO ELEMEN - ROSA GUERRERO ELEMEN</b>							
Electricity	28,120	KWH	\$5,305.64	\$0.00	\$5,305.64	0.1887	69.21%
Natural Gas	221	CCF	\$216.11	\$0.00	\$216.11	0.9779	2.82%
Water	762	CCF	\$1,768.34	\$0.00	\$1,768.34	2.3207	23.07%
Sewer	116	CCF	\$376.23	\$0.00	\$376.23	3.2434	4.91%
<b>Total Cost:</b>			<b>\$7,666.32</b>	<b>\$0.00</b>	<b>\$7,666.32</b>		

For ROSA GUERRERO ELEMEN



*Filters: Cost Center Name Not Equal To DoNotReport; Billing Period Equal To 201306All Meter CodesAll Group Names*

**elpaso**

Energy CAP

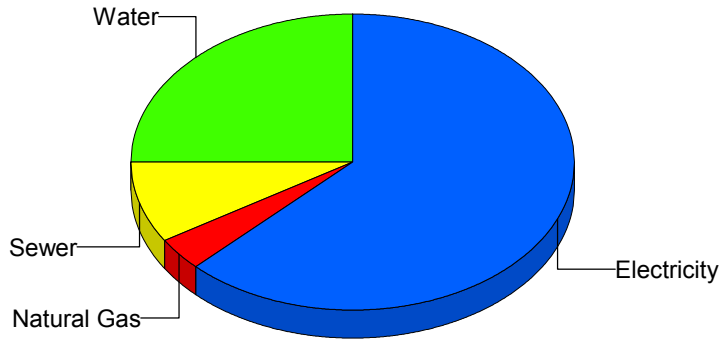
Cost Avoidance Program

**Cost Summary Graph**

Grouped by Energy Type

Energy Type	Use	Units	Meter Cost	Special Charges	Total Cost	Avg Unit Cost	% of Total Cost
<b>Site: ROSS MIDDLE SCHOOL - ROSS MIDDLE SCHOOL</b>							
Electricity	41,660	KWH	\$7,458.23	\$0.00	\$7,458.23	0.1790	62.57%
Natural Gas	598	CCF	\$419.31	\$0.00	\$419.31	0.7012	3.52%
Water	1,409	CCF	\$2,980.03	\$0.00	\$2,980.03	2.1150	25.00%
Sewer	662	CCF	\$1,062.39	\$0.00	\$1,062.39	1.6048	8.91%
<b>Total Cost:</b>			<b>\$11,919.96</b>	<b>\$0.00</b>	<b>\$11,919.96</b>		

For ROSS  
MIDDLE  
SCHOOL



Electricity	62.6%
Natural Gas	3.5%
Sewer	8.9%
Water	25.0%
<b>Total:</b>	<b>100.0%</b>

*Filters: Cost Center Name Not Equal To DoNotReport; Billing Period Equal To 201306All Meter CodesAll Group Names*



**elpaso**

Energy CAP

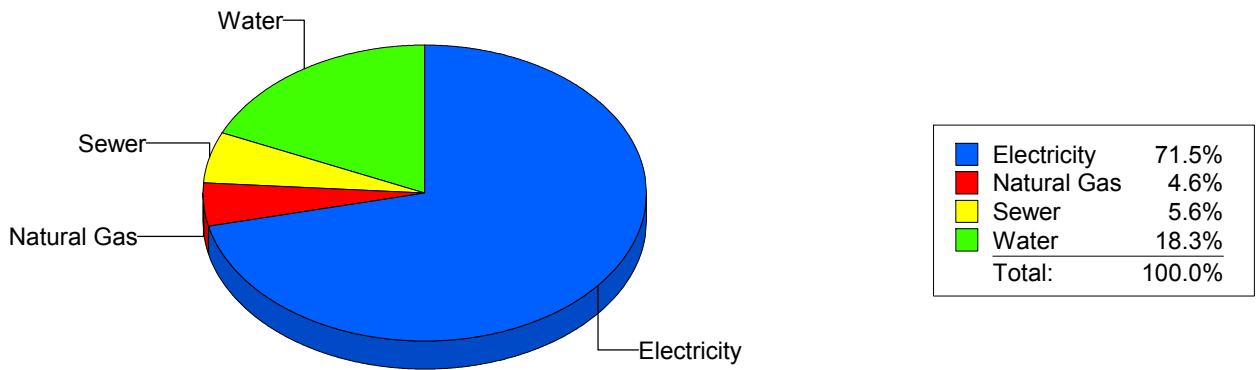
Cost Avoidance Program

**Cost Summary Graph**

Grouped by Energy Type

Energy Type	Use	Units	Meter Cost	Special Charges	Total Cost	Avg Unit Cost	% of Total Cost
<b>Site: RUSK ELEMENTARY - RUSK ELEMENTARY</b>							
Electricity	19,470	KWH	\$3,404.13	\$0.00	\$3,404.13	0.1748	71.51%
Natural Gas	166	CCF	\$219.93	\$0.00	\$219.93	1.3249	4.62%
Water	269	CCF	\$870.36	\$0.00	\$870.36	3.2355	18.28%
Sewer	87	CCF	\$265.63	\$0.00	\$265.63	3.0532	5.58%
<b>Total Cost:</b>			<b>\$4,760.05</b>	<b>\$0.00</b>	<b>\$4,760.05</b>		

For RUSK ELEMENTARY



*Filters: Cost Center Name Not Equal To DoNotReport; Billing Period Equal To 201306All Meter CodesAll Group Names*

**elpaso**

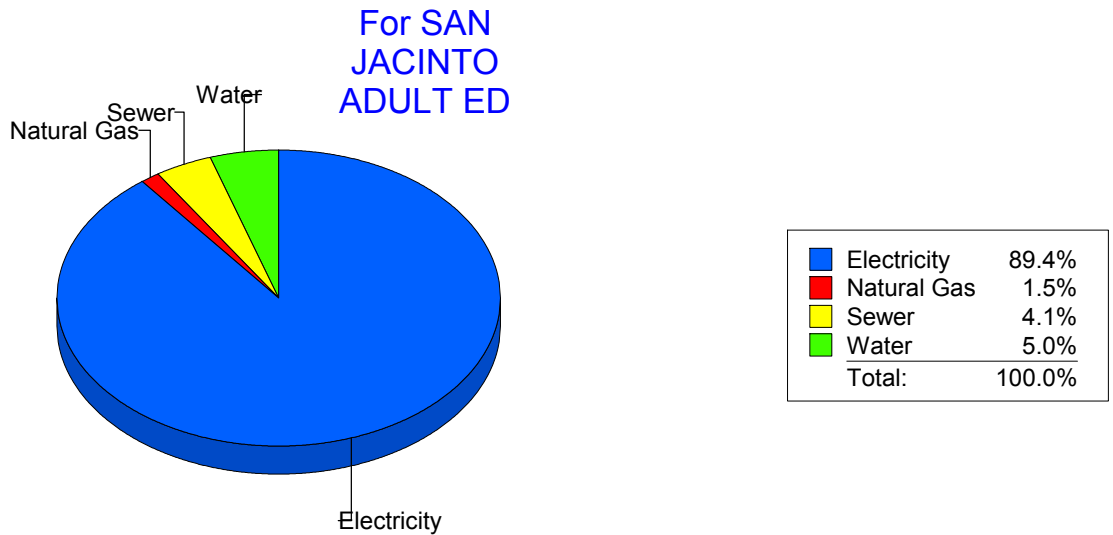
Energy CAP

Cost Avoidance Program

**Cost Summary Graph**

Grouped by Energy Type

Energy Type	Use	Units	Meter Cost	Special Charges	Total Cost	Avg Unit Cost	% of Total Cost
<b>Site: SAN JACINTO ADULT ED - SAN JACINTO ADULT ED</b>							
Electricity	14,600	KWH	\$2,469.32	\$0.00	\$2,469.32	0.1691	89.41%
Natural Gas	0	CCF	\$41.82	\$0.00	\$41.82	0.0000	1.51%
Water	45	CCF	\$137.93	\$0.00	\$137.93	3.0651	4.99%
Sewer	33	CCF	\$112.86	\$0.00	\$112.86	3.4200	4.09%
<b>Total Cost:</b>			<b>\$2,761.93</b>	<b>\$0.00</b>	<b>\$2,761.93</b>		



*Filters: Cost Center Name Not Equal To DoNotReport; Billing Period Equal To 201306All Meter CodesAll Group Names*

**elpaso**

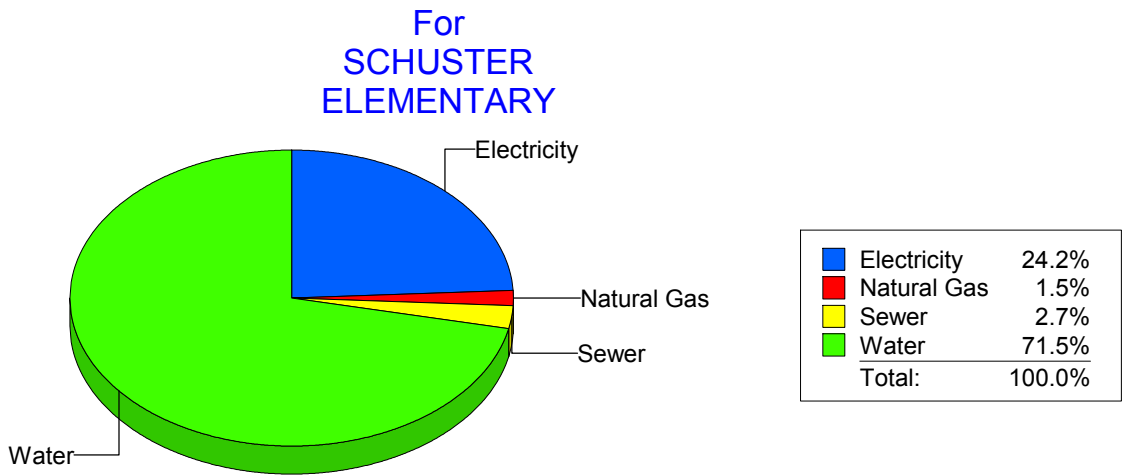
Energy CAP

Cost Avoidance Program

**Cost Summary Graph**

Grouped by Energy Type

Energy Type	Use	Units	Meter Cost	Special Charges	Total Cost	Avg Unit Cost	% of Total Cost
<b>Site: SCHUSTER ELEMENTARY - SCHUSTER ELEMENTARY</b>							
Electricity	9,600	KWH	\$1,607.48	\$0.00	\$1,607.48	0.1674	24.24%
Natural Gas	106	CCF	\$99.48	\$0.00	\$99.48	0.9385	1.50%
Water	1,011	CCF	\$4,742.74	\$0.00	\$4,742.74	4.6911	71.53%
Sewer	82	CCF	\$180.48	\$0.00	\$180.48	2.2010	2.72%
<b>Total Cost:</b>			<b>\$6,630.18</b>	<b>\$0.00</b>	<b>\$6,630.18</b>		



*Filters: Cost Center Name Not Equal To DoNotReport; Billing Period Equal To 201306All Meter CodesAll Group Names*

**elpaso**

Energy CAP

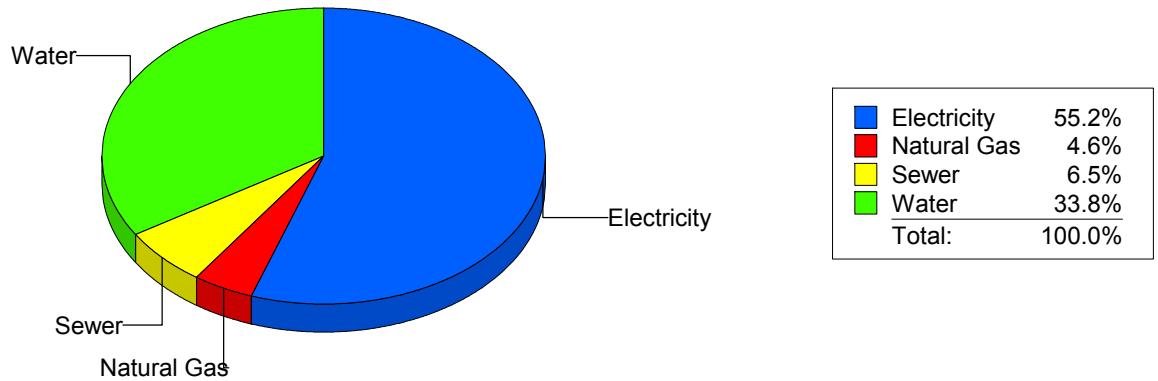
Cost Avoidance Program

**Cost Summary Graph**

Grouped by Energy Type

Energy Type	Use	Units	Meter Cost	Special Charges	Total Cost	Avg Unit Cost	% of Total Cost
<b>Site: STANTON ELEMENTARY - STANTON ELEMENTARY</b>							
Electricity	17,012	KWH	\$3,410.85	\$0.00	\$3,410.85	0.2005	55.18%
Natural Gas	322	CCF	\$282.54	\$0.00	\$282.54	0.8775	4.57%
Water	680	CCF	\$2,086.42	\$0.00	\$2,086.42	3.0683	33.76%
Sewer	203	CCF	\$400.97	\$0.00	\$400.97	1.9752	6.49%
<b>Total Cost:</b>			<b>\$6,180.78</b>	<b>\$0.00</b>	<b>\$6,180.78</b>		

For STANTON ELEMENTARY



*Filters: Cost Center Name Not Equal To DoNotReport; Billing Period Equal To 201306All Meter CodesAll Group Names*

**el paso**

Energy CAP

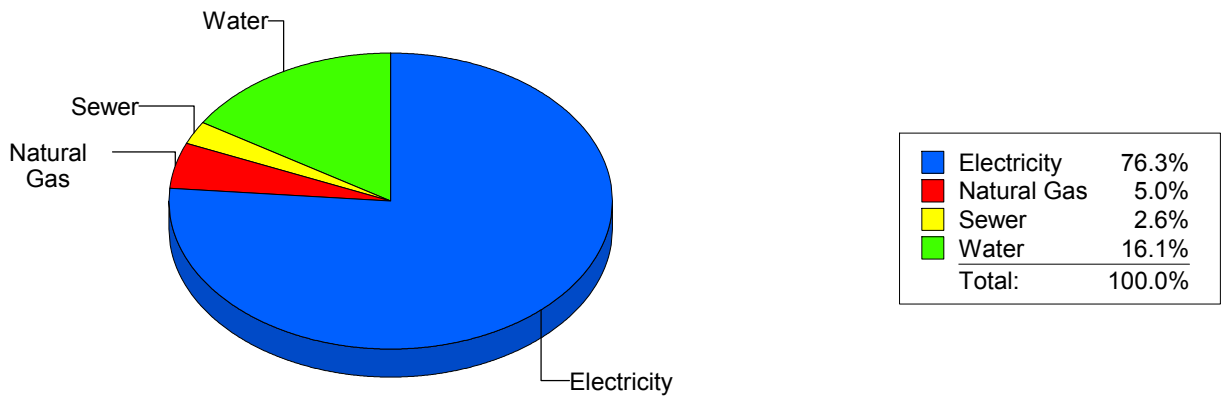
Cost Avoidance Program

**Cost Summary Graph**

Grouped by Energy Type

Energy Type	Use	Units	Meter Cost	Special Charges	Total Cost	Avg Unit Cost	% of Total Cost
<b>Site: SUNSET HIGH - SUNSET HIGH</b>							
Electricity	19,640	KWH	\$2,648.12	\$0.00	\$2,648.12	0.1348	76.34%
Natural Gas	218	CCF	\$172.90	\$0.00	\$172.90	0.7931	4.98%
Water	119	CCF	\$557.06	\$0.00	\$557.06	4.6812	16.06%
Sewer	17	CCF	\$90.78	\$0.00	\$90.78	5.3400	2.62%
<b>Total Cost:</b>			<b>\$3,468.86</b>	<b>\$0.00</b>	<b>\$3,468.86</b>		

For SUNSET HIGH



*Filters: Cost Center Name Not Equal To DoNotReport; Billing Period Equal To 201306All Meter CodesAll Group Names*

**elpaso**

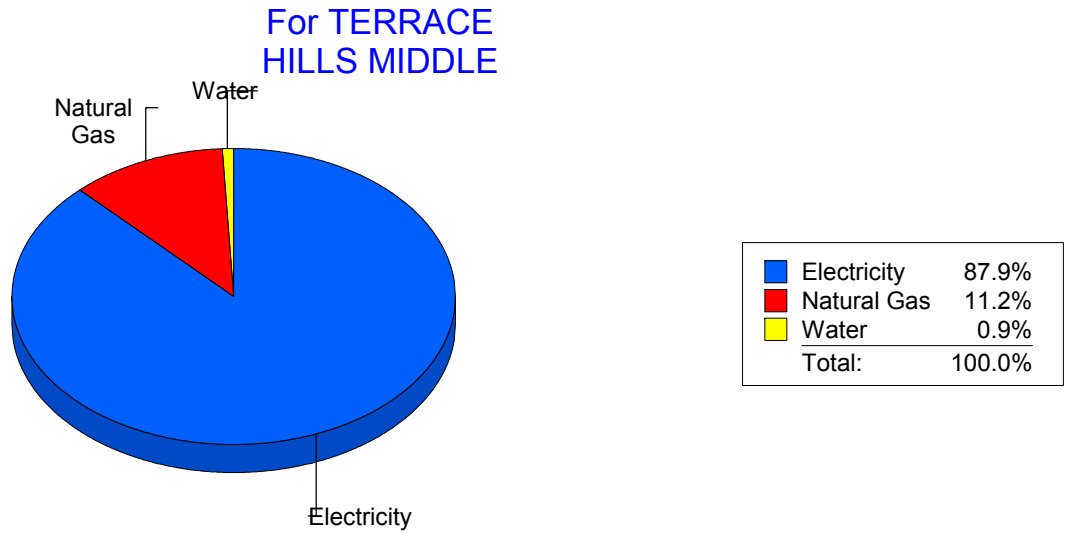
Energy CAP

Cost Avoidance Program

**Cost Summary Graph**

Grouped by Energy Type

Energy Type	Use	Units	Meter Cost	Special Charges	Total Cost	Avg Unit Cost	% of Total Cost
<b>Site: TERRACE HILLS MIDDLE - TERRACE HILLS MIDDLE</b>							
Electricity	21,600	KWH	\$3,718.73	\$0.00	\$3,718.73	0.1722	87.91%
Natural Gas	630	CCF	\$472.21	\$0.00	\$472.21	0.7495	11.16%
Water	0	CCF	\$39.32	\$0.00	\$39.32	0.0000	0.93%
<b>Total Cost:</b>			<b>\$4,230.26</b>	<b>\$0.00</b>	<b>\$4,230.26</b>		



*Filters: Cost Center Name Not Equal To DoNotReport; Billing Period Equal To 201306All Meter CodesAll Group Names*

**el Paso**

Energy CAP

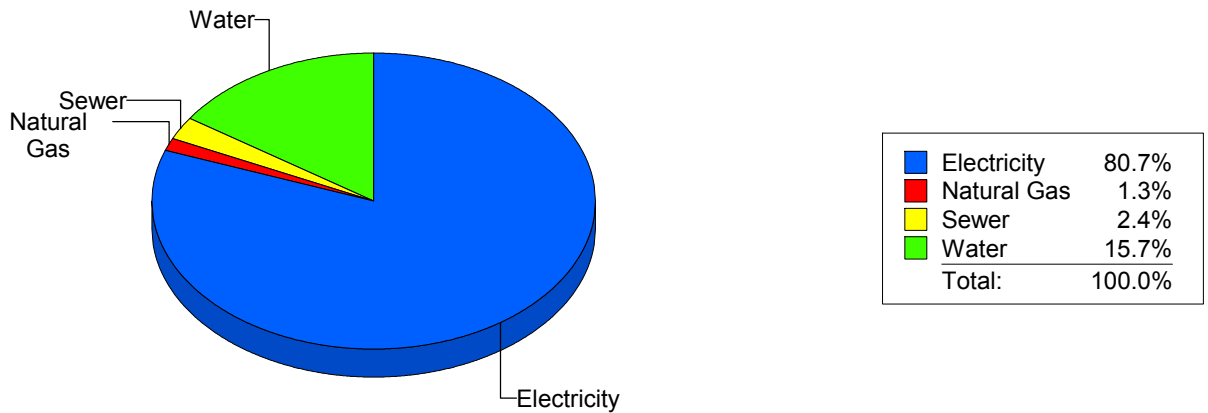
Cost Avoidance Program

**Cost Summary Graph**

Grouped by Energy Type

Energy Type	Use	Units	Meter Cost	Special Charges	Total Cost	Avg Unit Cost	% of Total Cost
<b>Site: TIPPIN - TIPPIN ELEMENTARY</b>							
Electricity	65,760	KWH	\$10,878.86	\$0.00	\$10,878.86	0.1654	80.66%
Natural Gas	224	CCF	\$176.68	\$0.00	\$176.68	0.7888	1.31%
Water	504	CCF	\$2,112.35	\$0.00	\$2,112.35	4.1912	15.66%
Sewer	124	CCF	\$319.95	\$0.00	\$319.95	2.5802	2.37%
<b>Total Cost:</b>			<b>\$13,487.84</b>	<b>\$0.00</b>	<b>\$13,487.84</b>		

For TIPPIN ELEMENTARY



*Filters: Cost Center Name Not Equal To DoNotReport; Billing Period Equal To 201306All Meter CodesAll Group Names*

**elpaso**

Energy CAP

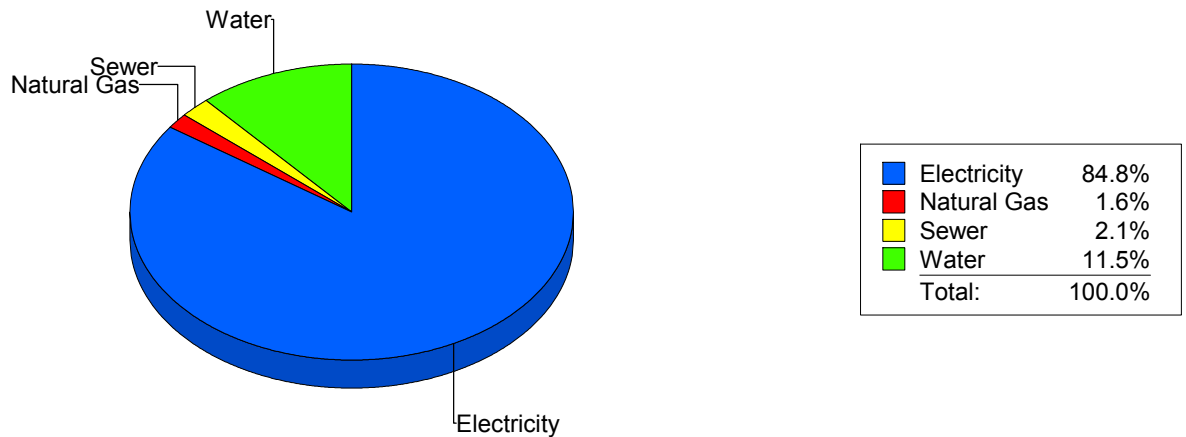
Cost Avoidance Program

**Cost Summary Graph**

Grouped by Energy Type

Energy Type	Use	Units	Meter Cost	Special Charges	Total Cost	Avg Unit Cost	% of Total Cost
<b>Site: TOMLEA - TOM LEA</b>							
Electricity	75,840	KWH	\$10,392.41	\$0.00	\$10,392.41	0.1370	84.83%
Natural Gas	261	CCF	\$200.88	\$0.00	\$200.88	0.7697	1.64%
Water	388	CCF	\$1,404.40	\$0.00	\$1,404.40	3.6196	11.46%
Sewer	76	CCF	\$253.71	\$0.00	\$253.71	3.3383	2.07%
<b>Total Cost:</b>			<b>\$12,251.40</b>	<b>\$0.00</b>	<b>\$12,251.40</b>		

For TOM LEA



*Filters: Cost Center Name Not Equal To DoNotReport; Billing Period Equal To 201306All Meter CodesAll Group Names*



**elpaso**

Energy CAP

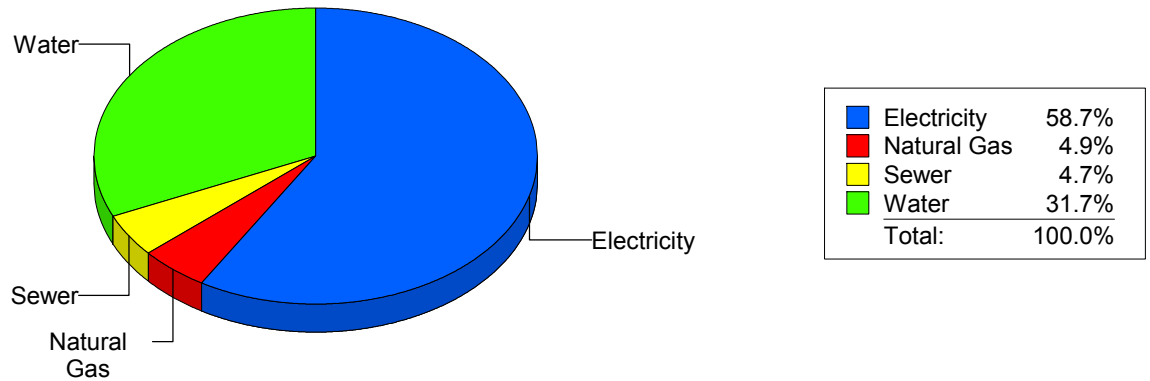
Cost Avoidance Program

**Cost Summary Graph**

Grouped by Energy Type

Energy Type	Use	Units	Meter Cost	Special Charges	Total Cost	Avg Unit Cost	% of Total Cost
<b>Site: TRAVIS ELEMENTARY SC - TRAVIS ELEMENTARY SC</b>							
Electricity	16,562	KWH	\$2,967.28	\$0.00	\$2,967.28	0.1792	58.73%
Natural Gas	265	CCF	\$245.31	\$0.00	\$245.31	0.9257	4.86%
Water	427	CCF	\$1,603.11	\$0.00	\$1,603.11	3.7544	31.73%
Sewer	84	CCF	\$236.75	\$0.00	\$236.75	2.8185	4.69%
<b>Total Cost:</b>			<b>\$5,052.45</b>	<b>\$0.00</b>	<b>\$5,052.45</b>		

For TRAVIS  
ELEMENTARY  
SC



*Filters: Cost Center Name Not Equal To DoNotReport; Billing Period Equal To 201306All Meter CodesAll Group Names*

**elpaso**

Energy CAP

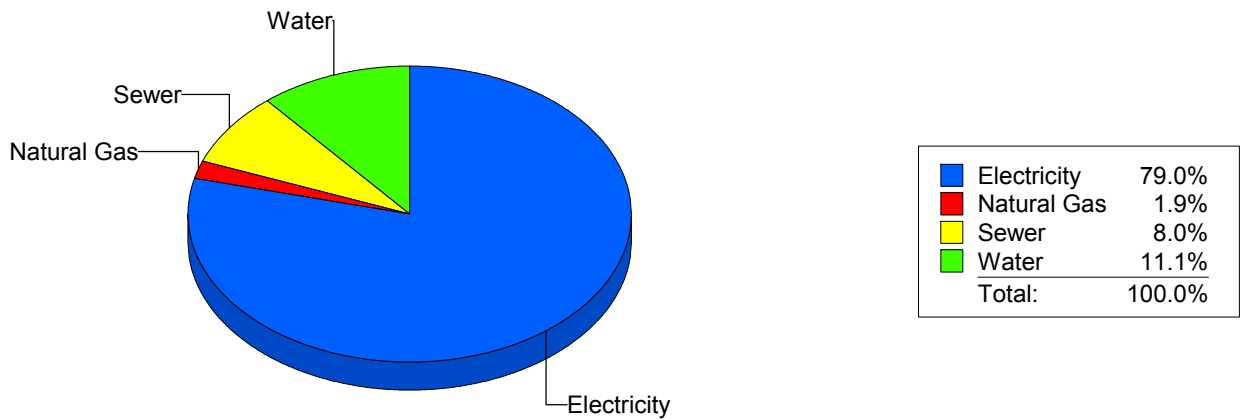
Cost Avoidance Program

**Cost Summary Graph**

Grouped by Energy Type

Energy Type	Use	Units	Meter Cost	Special Charges	Total Cost	Avg Unit Cost	% of Total Cost
<b>Site: VILAS ELEMENTARY - VILAS ELEMENTARY</b>							
Electricity	47,155	KWH	\$7,038.46	\$0.00	\$7,038.46	0.1493	78.95%
Natural Gas	83	CCF	\$170.08	\$0.00	\$170.08	2.0492	1.91%
Water	396	CCF	\$991.50	\$0.00	\$991.50	2.5038	11.12%
Sewer	323	CCF	\$715.02	\$0.00	\$715.02	2.2137	8.02%
<b>Total Cost:</b>			<b>\$8,915.06</b>	<b>\$0.00</b>	<b>\$8,915.06</b>		

For VILAS ELEMENTARY



*Filters: Cost Center Name Not Equal To DoNotReport; Billing Period Equal To 201306All Meter CodesAll Group Names*

**elpaso**

Energy CAP

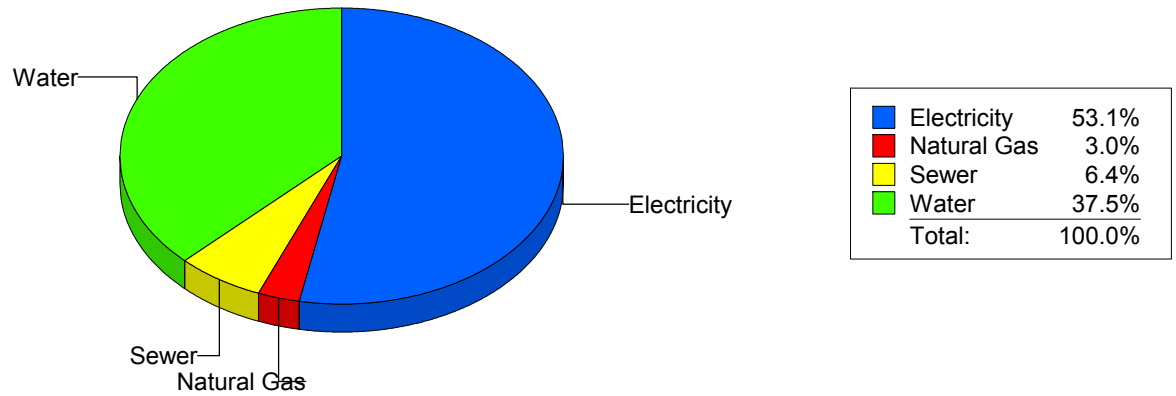
Cost Avoidance Program

**Cost Summary Graph**

Grouped by Energy Type

Energy Type	Use	Units	Meter Cost	Special Charges	Total Cost	Avg Unit Cost	% of Total Cost
<b>Site: WAINWRIGHT ELEMENTAR - WAINWRIGHT ELEMENTAR</b>							
Electricity	12,748	KWH	\$1,746.73	\$0.00	\$1,746.73	0.1370	53.09%
Natural Gas	29	CCF	\$99.22	\$0.00	\$99.22	3.4214	3.02%
Water	293	CCF	\$1,232.25	\$0.00	\$1,232.25	4.2056	37.45%
Sewer	56	CCF	\$211.92	\$0.00	\$211.92	3.7843	6.44%
<b>Total Cost:</b>			<b>\$3,290.12</b>	<b>\$0.00</b>	<b>\$3,290.12</b>		

For  
WAINWRIGHT  
ELEMENTAR



*Filters: Cost Center Name Not Equal To DoNotReport; Billing Period Equal To 201306All Meter CodesAll Group Names*

**elpaso**

Energy CAP

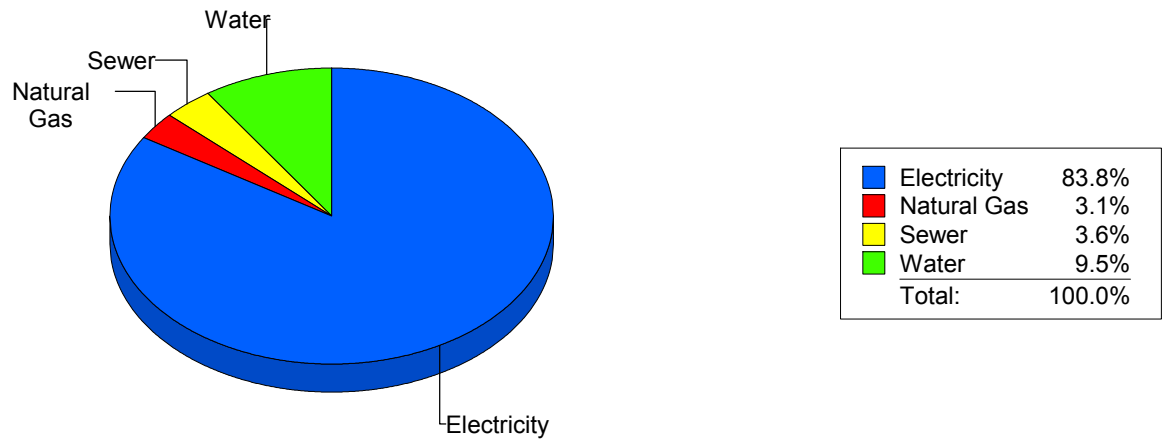
Cost Avoidance Program

**Cost Summary Graph**

Grouped by Energy Type

Energy Type	Use	Units	Meter Cost	Special Charges	Total Cost	Avg Unit Cost	% of Total Cost
<b>Site: WESTERN HILLS ELEMEN - WESTERN HILLS ELEMEN</b>							
Electricity	58,920	KWH	\$7,994.81	\$0.00	\$7,994.81	0.1357	83.82%
Natural Gas	399	CCF	\$291.13	\$0.00	\$291.13	0.7296	3.05%
Water	444	CCF	\$906.56	\$0.00	\$906.56	2.0418	9.51%
Sewer	84	CCF	\$345.15	\$0.00	\$345.15	4.1089	3.62%
<b>Total Cost:</b>			<b>\$9,537.65</b>	<b>\$0.00</b>	<b>\$9,537.65</b>		

For WESTERN HILLS ELEMEN



*Filters: Cost Center Name Not Equal To DoNotReport; Billing Period Equal To 201306All Meter CodesAll Group Names*

**el Paso**

Energy CAP

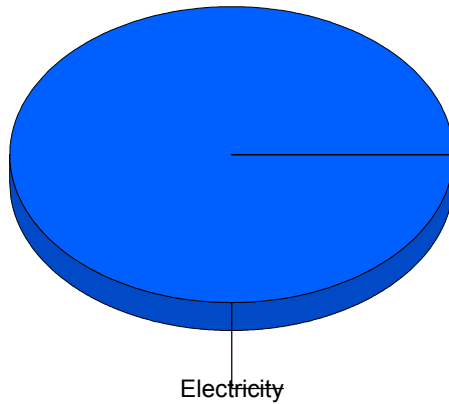
Cost Avoidance Program

**Cost Summary Graph**

Grouped by Energy Type

Energy Type	Use	Units	Meter Cost	Special Charges	Total Cost	Avg Unit Cost	% of Total Cost
Site: WESTSIDE TRANSPORTAT - WESTSIDE TRANSPORTAT							
Electricity	1,022	KWH	\$156.60	\$0.00	\$156.60	0.1532	100.00%
<b>Total Cost:</b>			<b>\$156.60</b>	<b>\$0.00</b>	<b>\$156.60</b>		

For WESTSIDE TRANSPORTAT



■ Electricity	100.0%
Total:	100.0%

*Filters: Cost Center Name Not Equal To DoNotReport; Billing Period Equal To 201306All Meter CodesAll Group Names*

**el Paso**

Energy CAP

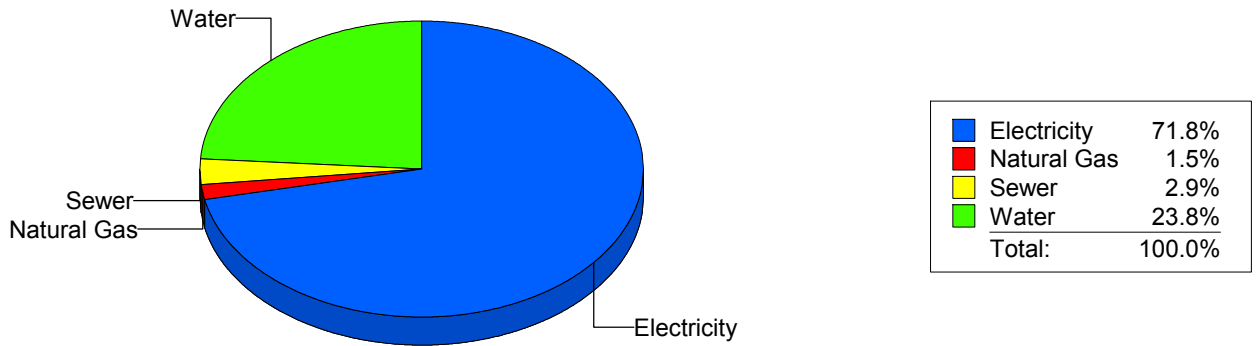
Cost Avoidance Program

**Cost Summary Graph**

Grouped by Energy Type

Energy Type	Use	Units	Meter Cost	Special Charges	Total Cost	Avg Unit Cost	% of Total Cost
<b>Site: WHITAKER ELEMENTARY - WHITAKER ELEMENTARY</b>							
Electricity	70,200	KWH	\$10,426.50	\$0.00	\$10,426.50	0.1485	71.77%
Natural Gas	292	CCF	\$221.16	\$0.00	\$221.16	0.7574	1.52%
Water	1,610	CCF	\$3,463.63	\$0.00	\$3,463.63	2.1513	23.84%
Sewer	194	CCF	\$416.55	\$0.00	\$416.55	2.1472	2.87%
<b>Total Cost:</b>			<b>\$14,527.84</b>	<b>\$0.00</b>	<b>\$14,527.84</b>		

For WHITAKER ELEMENTARY



*Filters: Cost Center Name Not Equal To DoNotReport; Billing Period Equal To 201306All Meter CodesAll Group Names*

**el Paso**

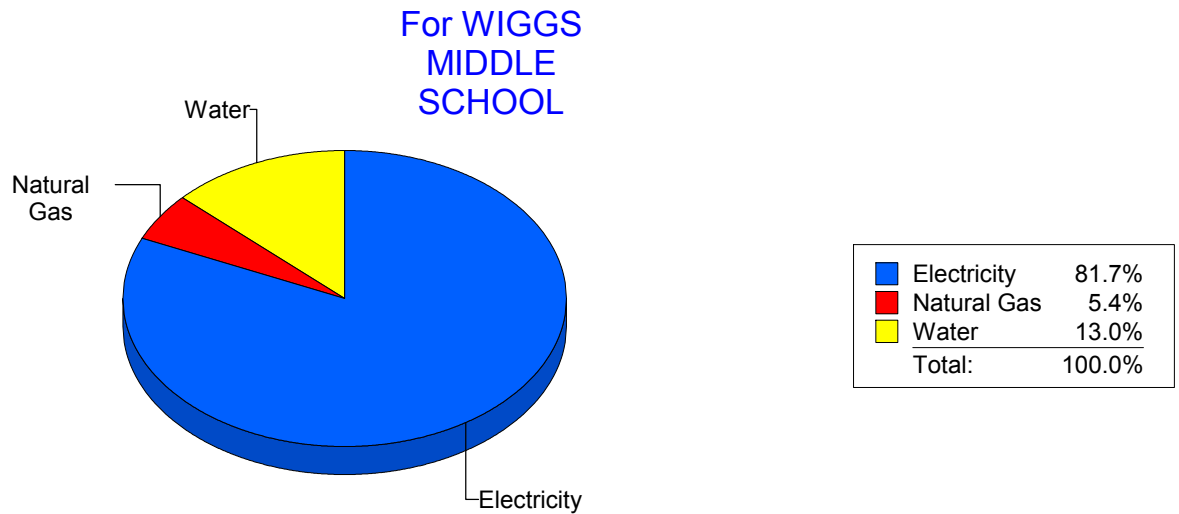
Energy CAP

Cost Avoidance Program

**Cost Summary Graph**

Grouped by Energy Type

Energy Type	Use	Units	Meter Cost	Special Charges	Total Cost	Avg Unit Cost	% of Total Cost
<b>Site: WIGGS MIDDLE SCHOOL - WIGGS MIDDLE SCHOOL</b>							
Electricity	36,720	KWH	\$5,573.99	\$0.00	\$5,573.99	0.1518	81.66%
Natural Gas	513	CCF	\$365.44	\$0.00	\$365.44	0.7124	5.35%
Water	337	CCF	\$886.62	\$0.00	\$886.62	2.6309	12.99%
<b>Total Cost:</b>			<b>\$6,826.05</b>	<b>\$0.00</b>	<b>\$6,826.05</b>		



*Filters: Cost Center Name Not Equal To DoNotReport; Billing Period Equal To 201306All Meter CodesAll Group Names*

**elpaso**

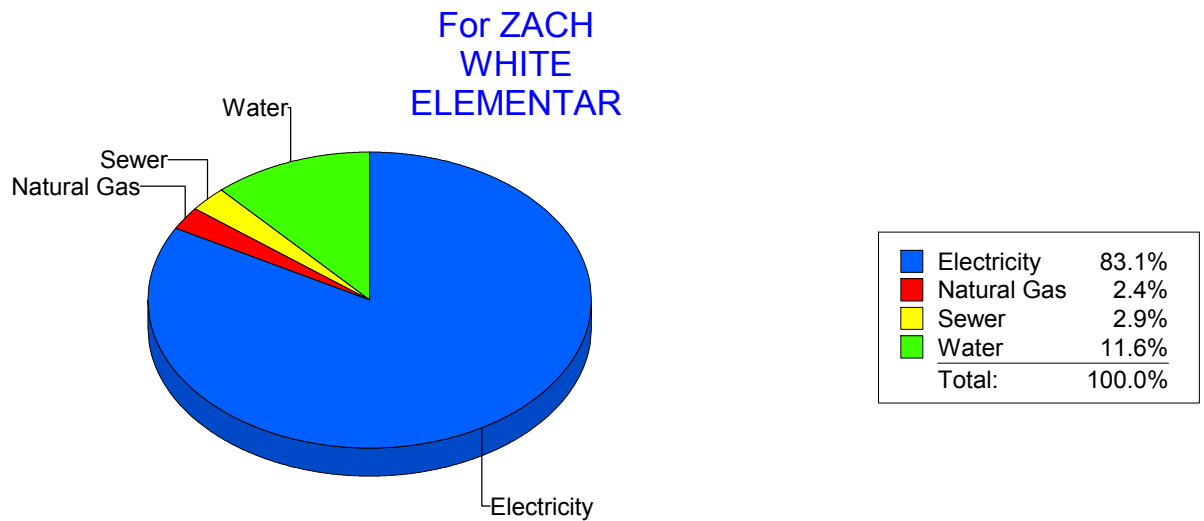
Energy CAP

Cost Avoidance Program

**Cost Summary Graph**

Grouped by Energy Type

Energy Type	Use	Units	Meter Cost	Special Charges	Total Cost	Avg Unit Cost	% of Total Cost
<b>Site: ZACH WHITE ELEMENTAR - ZACH WHITE ELEMENTAR</b>							
Electricity	52,200	KWH	\$7,813.18	\$0.00	\$7,813.18	0.1497	83.15%
Natural Gas	228	CCF	\$221.13	\$0.00	\$221.13	0.9699	2.35%
Water	456	CCF	\$1,091.05	\$0.00	\$1,091.05	2.3927	11.61%
Sewer	99	CCF	\$271.26	\$0.00	\$271.26	2.7400	2.89%
<b>Total Cost:</b>			<b>\$9,396.62</b>	<b>\$0.00</b>	<b>\$9,396.62</b>		



*Filters: Cost Center Name Not Equal To DoNotReport; Billing Period Equal To 201306All Meter CodesAll Group Names*



**elpaso**

Energy CAP

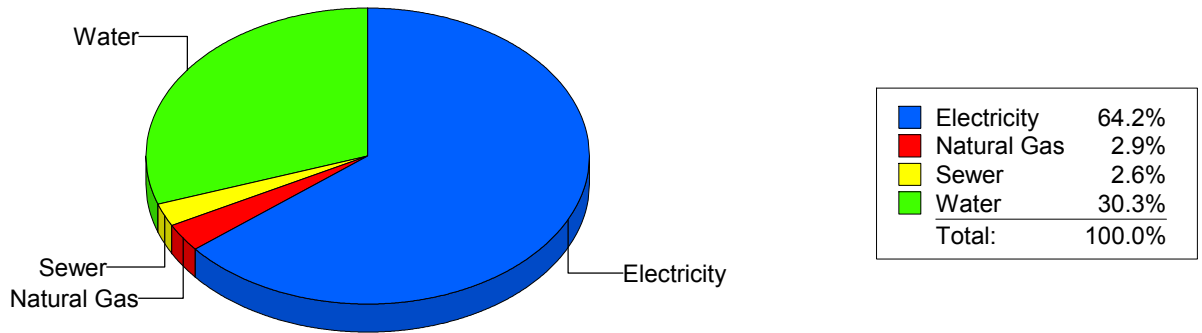
Cost Avoidance Program

**Cost Summary Graph**

Grouped by Energy Type

Energy Type	Use	Units	Meter Cost	Special Charges	Total Cost	Avg Unit Cost	% of Total Cost
<b>Site: ZAVALA ELEMENTARY SC - ZAVALA ELEMENTARY SC</b>							
Electricity	26,250	KWH	\$3,169.93	\$0.00	\$3,169.93	0.1208	64.20%
Natural Gas	174	CCF	\$143.98	\$0.00	\$143.98	0.8275	2.92%
Water	325	CCF	\$1,495.76	\$0.00	\$1,495.76	4.6023	30.29%
Sewer	44	CCF	\$128.04	\$0.00	\$128.04	2.9100	2.59%
<b>Total Cost:</b>			<b>\$4,937.71</b>	<b>\$0.00</b>	<b>\$4,937.71</b>		

For ZAVALA  
ELEMENTARY  
SC



*Filters: Cost Center Name Not Equal To DoNotReport; Billing Period Equal To 201306All Meter CodesAll Group Names*

**elpaso**

Energy CAP

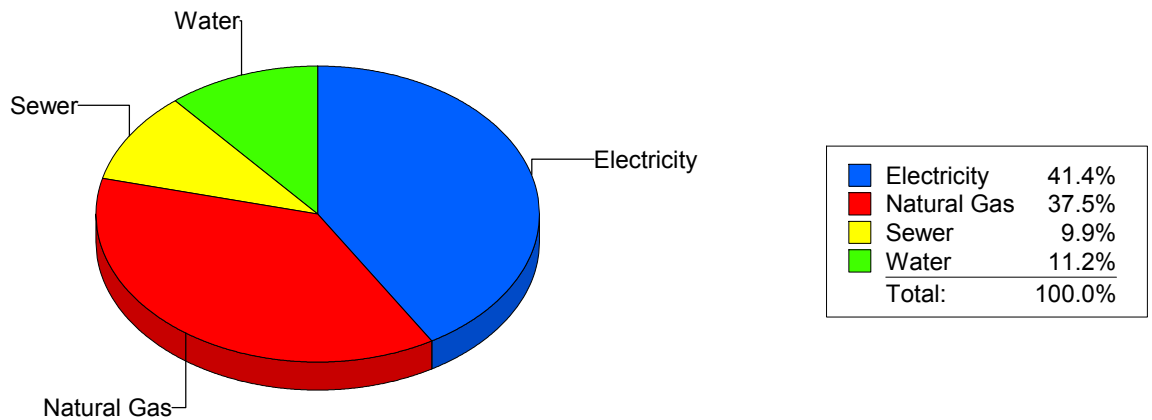
Cost Avoidance Program

**Cost Summary Graph**

Grouped by Energy Type

Energy Type	Use	Units	Meter Cost	Special Charges	Total Cost	Avg Unit Cost	% of Total Cost
<b>Site: ZUNI COTTAGES - ZUNI COTTAGES</b>							
Electricity		531 KWH	\$97.16	\$0.00	\$97.16	0.1830	41.41%
Natural Gas		8 CCF	\$87.95	\$0.00	\$87.95	10.9938	37.49%
Water		2 CCF	\$26.26	\$0.00	\$26.26	13.1300	11.19%
Sewer		1 CCF	\$23.24	\$0.00	\$23.24	23.2400	9.91%
<b>Total Cost:</b>			<b>\$234.61</b>	<b>\$0.00</b>	<b>\$234.61</b>		

For ZUNI COTTAGES



*Filters: Cost Center Name Not Equal To DoNotReport; Billing Period Equal To 201306All Meter CodesAll Group Names*

**elpaso**

Energy CAP

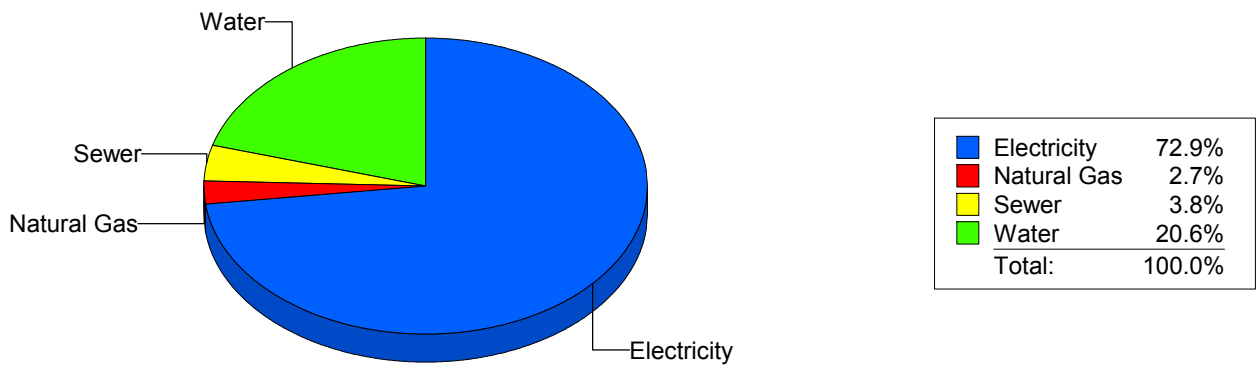
Cost Avoidance Program

**Cost Summary Graph**

Grouped by Energy Type

Energy Type	Use	Units	Meter Cost	Special Charges	Total Cost	Avg Unit Cost	% of Total Cost
<b>All Sites</b>							
Electricity	5,924,602	KWH	\$810,480.57	\$0.00	\$810,480.57	0.1368	72.95%
Natural Gas	35,191	CCF	\$29,455.88	\$0.00	\$29,455.88	0.8370	2.65%
Water	75,592	CCF	\$228,696.40	\$0.00	\$228,696.40	3.0254	20.58%
Sewer	17,841	CCF	\$42,400.19	\$0.00	\$42,400.19	2.3766	3.82%
<b>Total Cost:</b>			<b>\$1,111,033.04</b>	<b>\$0.00</b>	<b>\$1,111,033.04</b>		

For All Sites



*Filters: Cost Center Name Not Equal To DoNotReport; Billing Period Equal To 201306All Meter CodesAll Group Names*