

# elpaso

Energy CAP

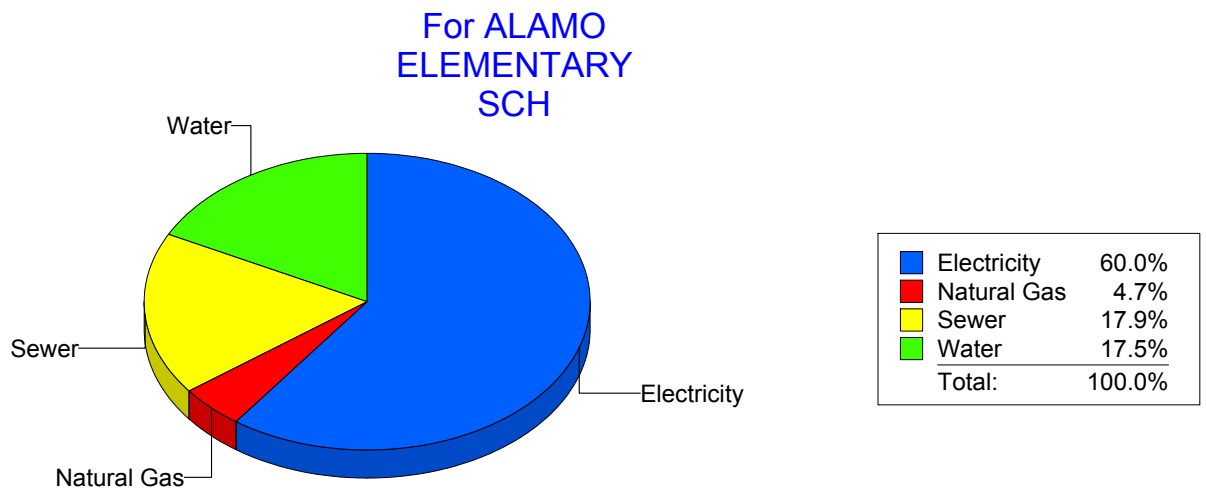
Cost Avoidance Program

## Cost Summary Graph

Grouped by Energy Type

| Energy Type                                       | Use   | Units | Total Cost | Avg Unit Cost | % of Total Cost |
|---|-------|-------|------------|---------------|-----------------|
| Site: ALAMO ELEMENTARY SCH - ALAMO ELEMENTARY SCH |       |       |            |               |                 |
| Electricity                                       | 2,500 | KWH   | \$429.78   | 0.1719        | 59.97%          |
| Natural Gas                                       | 0     | CCF   | \$33.38    | 0.0000        | 4.66%           |
| Water   | 0     | CCF   | \$125.26   | 0.0000        | 17.48%          |
| Sewer   | 3     | CCF   | \$128.29   | 42.7633       | 17.90%          |

**Total Cost:** \$716.71



Filters: Cost Center Name Not Equal To DoNotReport; Site Name Not Equal To DoNotReport; Billing Period Equal To 200903

elpaso

Energy CAP

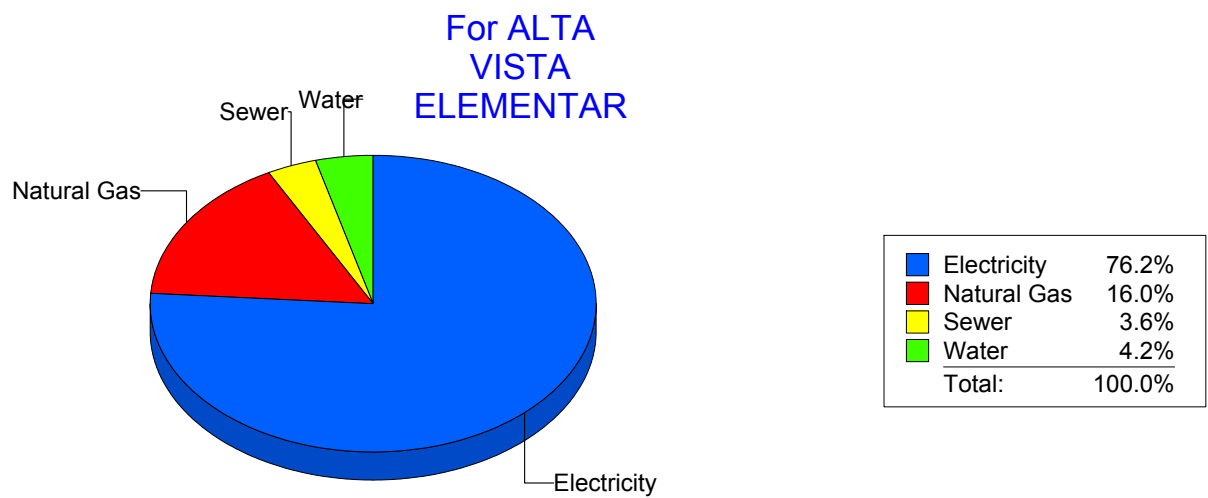
Cost Avoidance Program

## Cost Summary Graph

Grouped by Energy Type

| Energy Type                                       | Use    | Units | Total Cost | Avg Unit Cost | % of Total Cost |
|---|--------|-------|------------|---------------|-----------------|
| Site: ALTA VISTA ELEMENTAR - ALTA VISTA ELEMENTAR |        |       |            |               |                 |
| Electricity                                       | 24,450 | KWH   | \$3,764.48 | 0.1540        | 76.20%          |
| Natural Gas                                       | 1,157  | CCF   | \$790.02   | 0.6828        | 15.99%          |
| Water   | 100    | CCF   | \$207.63   | 2.0763        | 4.20%           |
| Sewer   | 91     | CCF   | \$177.81   | 1.9540        | 3.60%           |

**Total Cost: \$4,939.94**



Filters: Cost Center Name Not Equal To DoNotReport; Site Name Not Equal To DoNotReport; Billing Period Equal To 200903

# elpaso

Energy CAP

Cost Avoidance Program

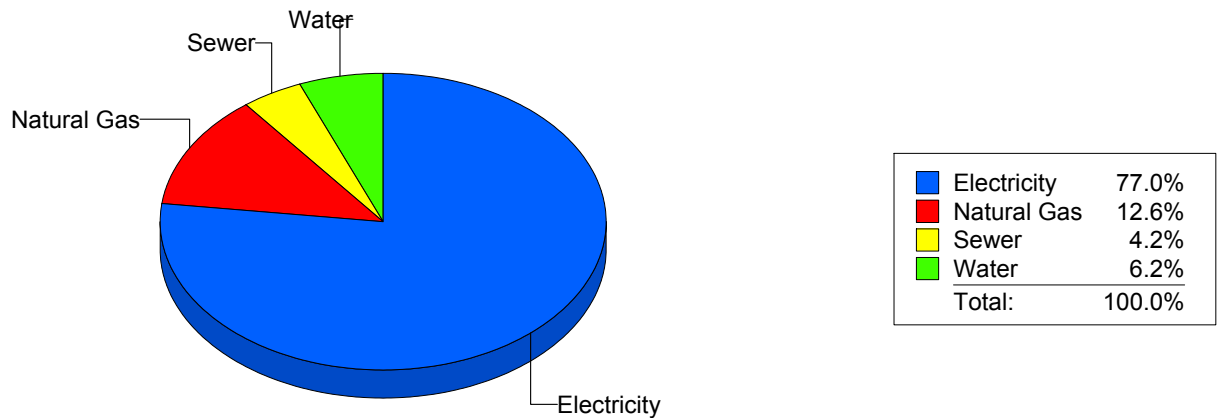
## Cost Summary Graph

Grouped by Energy Type

| Energy Type                                     | Use     | Units | Total Cost  | Avg Unit Cost | % of Total Cost |
|---|---------|-------|-------------|---------------|-----------------|
| Site: ANDRESS HIGH SCHOOL - ANDRESS HIGH SCHOOL |         |       |             |               |                 |
| Electricity                                     | 143,173 | KWH   | \$19,233.53 | 0.1343        | 76.98%          |
| Natural Gas                                     | 4,874   | CCF   | \$3,143.68  | 0.6450        | 12.58%          |
| Water   | 984     | CCF   | \$1,551.99  | 1.5772        | 6.21%           |
| Sewer   | 724     | CCF   | \$1,057.09  | 1.4601        | 4.23%           |

Total Cost: \$24,986.29

For ANDRESS  
HIGH SCHOOL



Filters: Cost Center Name Not Equal To DoNotReport; Site Name Not Equal To DoNotReport; Billing Period Equal To 200903

# elpaso

Energy CAP

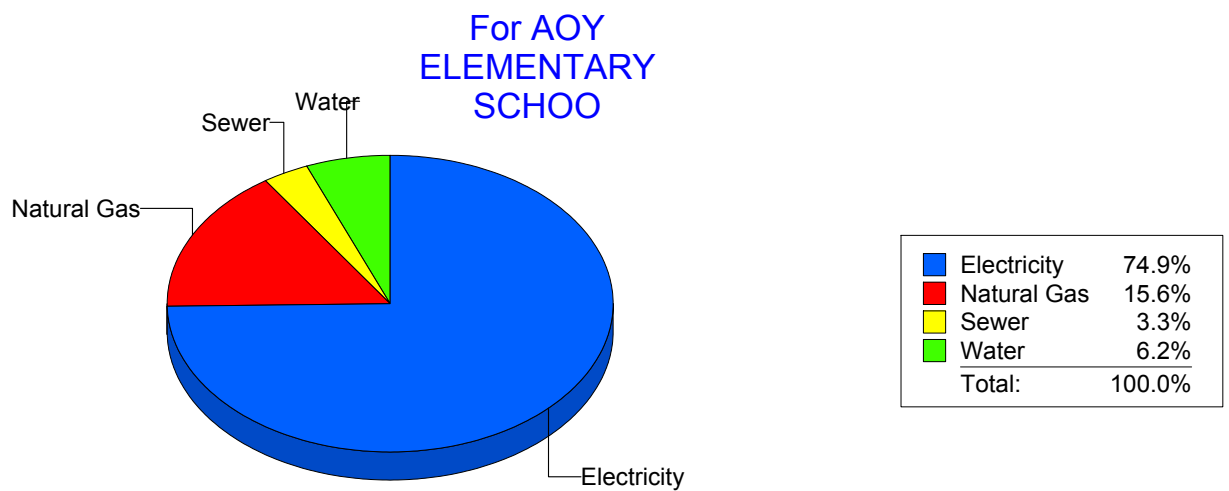
Cost Avoidance Program

## Cost Summary Graph

Grouped by Energy Type

| Energy Type                                       | Use    | Units | Total Cost | Avg Unit Cost | % of Total Cost |
|---|--------|-------|------------|---------------|-----------------|
| Site: AOY ELEMENTARY SCHOO - AOY ELEMENTARY SCHOO |        |       |            |               |                 |
| Electricity                                       | 50,777 | KWH   | \$7,922.77 | 0.1560        | 74.86%          |
| Natural Gas                                       | 2,518  | CCF   | \$1,647.91 | 0.6545        | 15.57%          |
| Water   | 155    | CCF   | \$661.27   | 4.2663        | 6.25%           |
| Sewer   | 71     | CCF   | \$351.60   | 4.9521        | 3.32%           |

Total Cost: \$10,583.55



Filters: Cost Center Name Not Equal To DoNotReport; Site Name Not Equal To DoNotReport; Billing Period Equal To 200903

# elpaso

Energy CAP

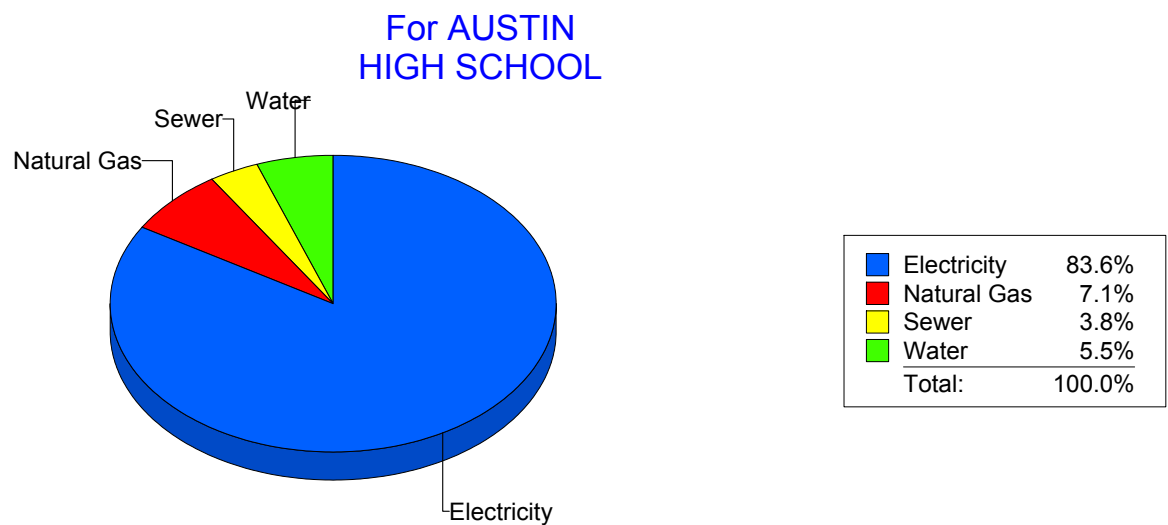
Cost Avoidance Program

## Cost Summary Graph

Grouped by Energy Type

| Energy Type                                   | Use     | Units | Total Cost  | Avg Unit Cost | % of Total Cost |
|---|---------|-------|-------------|---------------|-----------------|
| Site: AUSTIN HIGH SCHOOL - AUSTIN HIGH SCHOOL |         |       |             |               |                 |
| Electricity                                   | 188,006 | KWH   | \$24,289.43 | 0.1292        | 83.63%          |
| Natural Gas                                   | 3,121   | CCF   | \$2,062.66  | 0.6609        | 7.10%           |
| Water   | 744     | CCF   | \$1,585.63  | 2.1312        | 5.46%           |
| Sewer   | 438     | CCF   | \$1,104.64  | 2.5220        | 3.80%           |

**Total Cost:** \$29,042.36



Filters: Cost Center Name Not Equal To DoNotReport; Site Name Not Equal To DoNotReport; Billing Period Equal To 200903

# elpaso

Energy CAP

Cost Avoidance Program

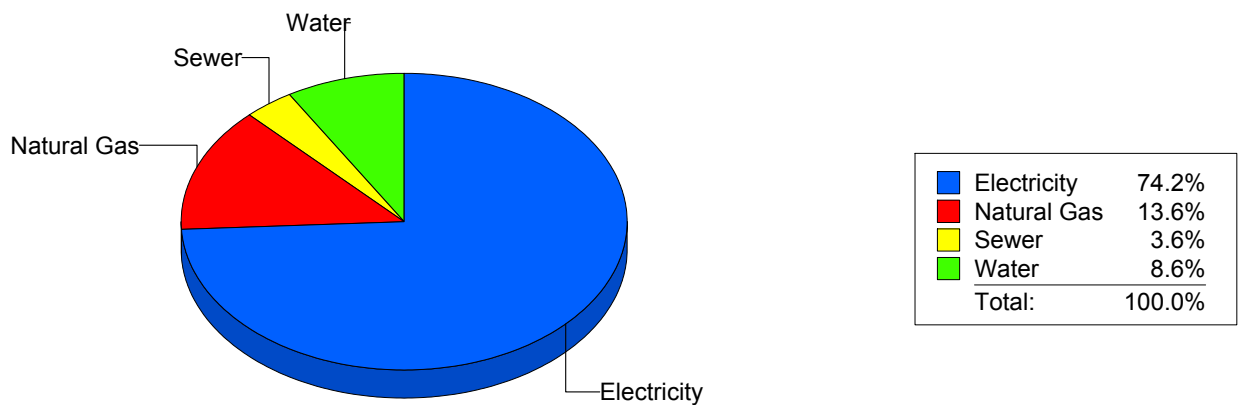
## Cost Summary Graph

Grouped by Energy Type

| Energy Type           | Use    | Units | Total Cost | Avg Unit Cost | % of Total Cost |
|-----------------------|--------|-------|------------|---------------|-----------------|
| Site: BARRON - BARRON |        |       |            |               |                 |
| Electricity           | 40,668 | KWH   | \$6,926.94 | 0.1703        | 74.21%          |
| Natural Gas           | 1,919  | CCF   | \$1,273.07 | 0.6634        | 13.64%          |
| Water                 | 152    | CCF   | \$802.01   | 5.2764        | 8.59%           |
| Sewer                 | 76     | CCF   | \$331.71   | 4.3646        | 3.55%           |

Total Cost: \$9,333.73

For BARRON



Filters: Cost Center Name Not Equal To DoNotReport; Site Name Not Equal To DoNotReport; Billing Period Equal To 200903

# el paso

Energy CAP

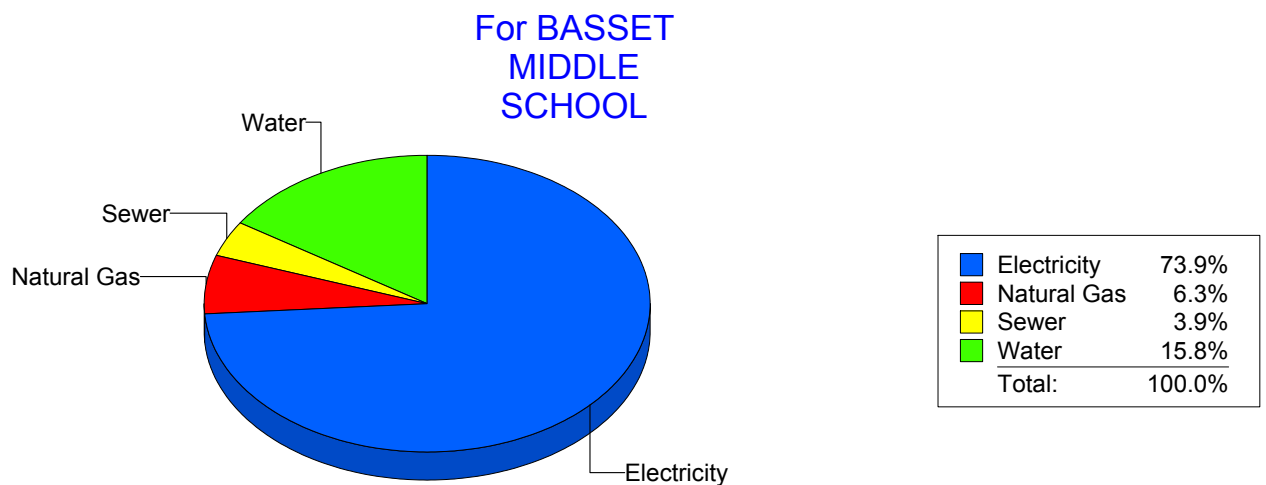
Cost Avoidance Program

## Cost Summary Graph

Grouped by Energy Type

| Energy Type                                       | Use    | Units | Total Cost | Avg Unit Cost | % of Total Cost |
|---|--------|-------|------------|---------------|-----------------|
| Site: BASSET MIDDLE SCHOOL - BASSET MIDDLE SCHOOL |        |       |            |               |                 |
| Electricity                                       | 57,875 | KWH   | \$8,955.33 | 0.1547        | 73.94%          |
| Natural Gas                                       | 1,066  | CCF   | \$765.43   | 0.7180        | 6.32%           |
| Water   | 714    | CCF   | \$1,914.53 | 2.6814        | 15.81%          |
| Sewer   | 267    | CCF   | \$476.70   | 1.7854        | 3.94%           |

Total Cost: \$12,111.99



Filters: Cost Center Name Not Equal To DoNotReport; Site Name Not Equal To DoNotReport; Billing Period Equal To 200903

# el paso

Energy CAP

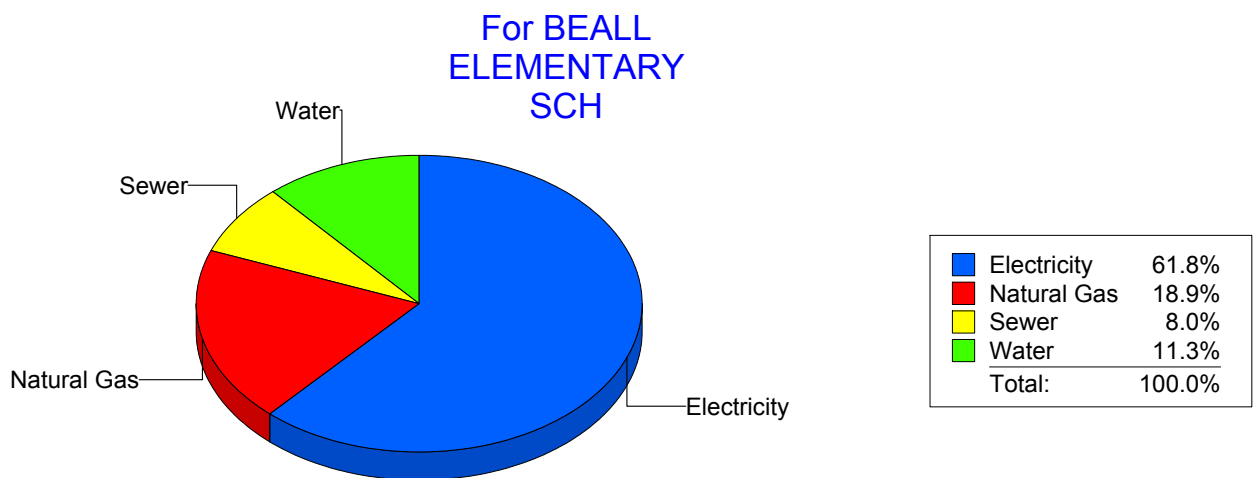
Cost Avoidance Program

## Cost Summary Graph

Grouped by Energy Type

| Energy Type                                       | Use    | Units | Total Cost | Avg Unit Cost | % of Total Cost |
|---|--------|-------|------------|---------------|-----------------|
| Site: BEALL ELEMENTARY SCH - BEALL ELEMENTARY SCH |        |       |            |               |                 |
| Electricity                                       | 16,560 | KWH   | \$2,619.38 | 0.1582        | 61.78%          |
| Natural Gas                                       | 1,224  | CCF   | \$803.27   | 0.6563        | 18.95%          |
| Water   | 243    | CCF   | \$477.54   | 1.9652        | 11.26%          |
| Sewer   | 159    | CCF   | \$339.54   | 2.1355        | 8.01%           |

Total Cost: \$4,239.73



Filters: Cost Center Name Not Equal To DoNotReport; Site Name Not Equal To DoNotReport; Billing Period Equal To 200903



# elpaso

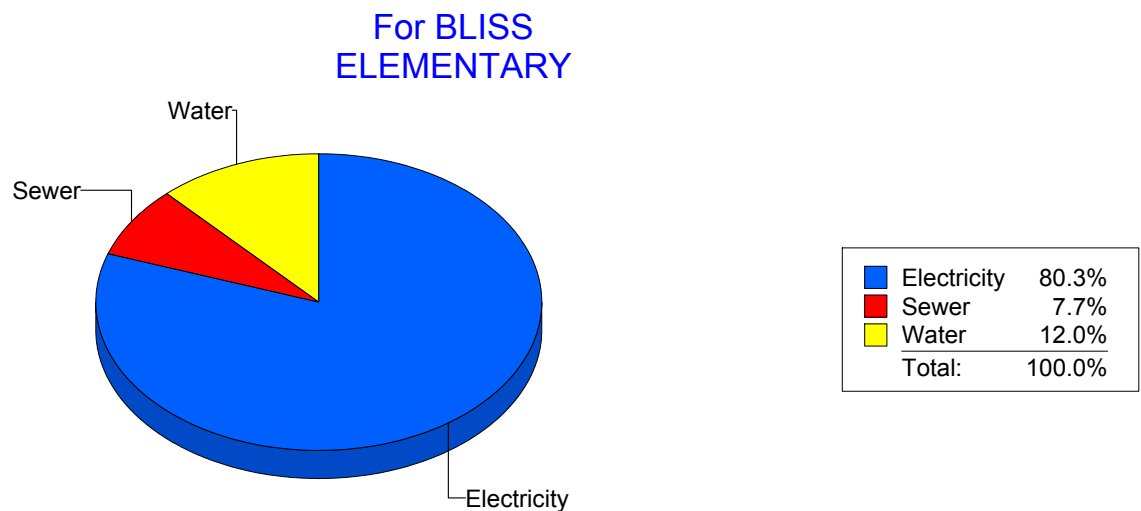
Energy CAP

Cost Avoidance Program

## Cost Summary Graph

Grouped by Energy Type

| Energy Type                               | Use    | Units | Total Cost | Avg Unit Cost | % of Total Cost |
|---|--------|-------|------------|---------------|-----------------|
| Site: BLISS ELEMENTARY - BLISS ELEMENTARY |        |       |            |               |                 |
| Electricity                               | 18,400 | KWH   | \$2,908.80 | 0.1581        | 80.26%          |
| Water                                     | 198    | CCF   | \$435.69   | 2.2005        | 12.02%          |
| Sewer                                     | 112    | CCF   | \$279.85   | 2.4987        | 7.72%           |
| Total Cost:                               |        |       | \$3,624.34 |               |                 |



Filters: Cost Center Name Not Equal To DoNotReport; Site Name Not Equal To DoNotReport; Billing Period Equal To 200903

# elpaso

Energy CAP

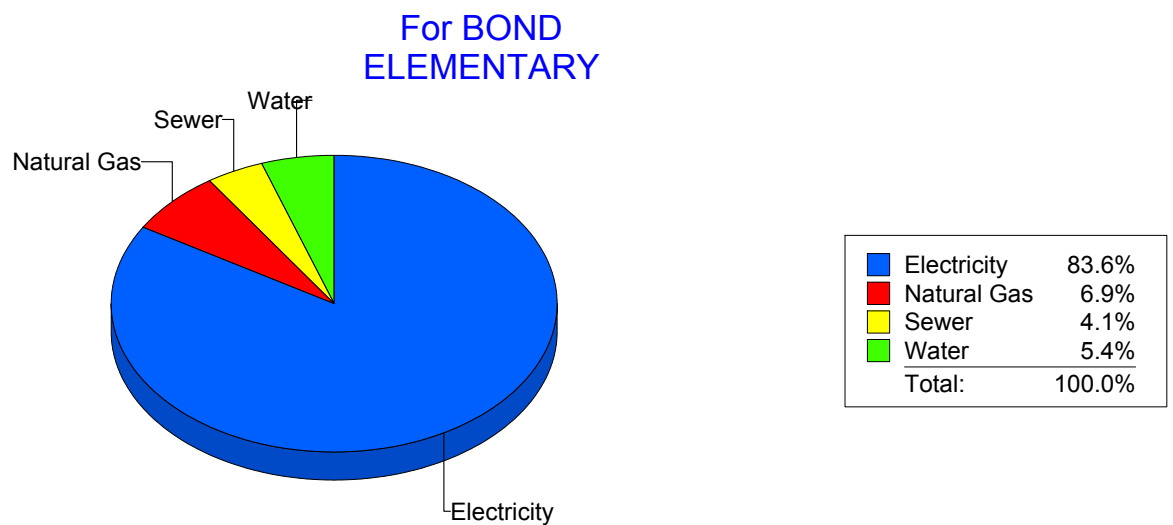
Cost Avoidance Program

## Cost Summary Graph

Grouped by Energy Type

| Energy Type                  | Use    | Units | Total Cost | Avg Unit Cost | % of Total Cost |
|------------------------------|--------|-------|------------|---------------|-----------------|
| Site: BOND - BOND ELEMENTARY |        |       |            |               |                 |
| Electricity                  | 37,751 | KWH   | \$7,592.92 | 0.2011        | 83.62%          |
| Natural Gas                  | 690    | CCF   | \$625.53   | 0.9066        | 6.89%           |
| Water                        | 251    | CCF   | \$489.14   | 1.9488        | 5.39%           |
| Sewer                        | 185    | CCF   | \$372.56   | 2.0138        | 4.10%           |

**Total Cost: \$9,080.15**



Filters: Cost Center Name Not Equal To DoNotReport; Site Name Not Equal To DoNotReport; Billing Period Equal To 200903

# elpaso

Energy CAP

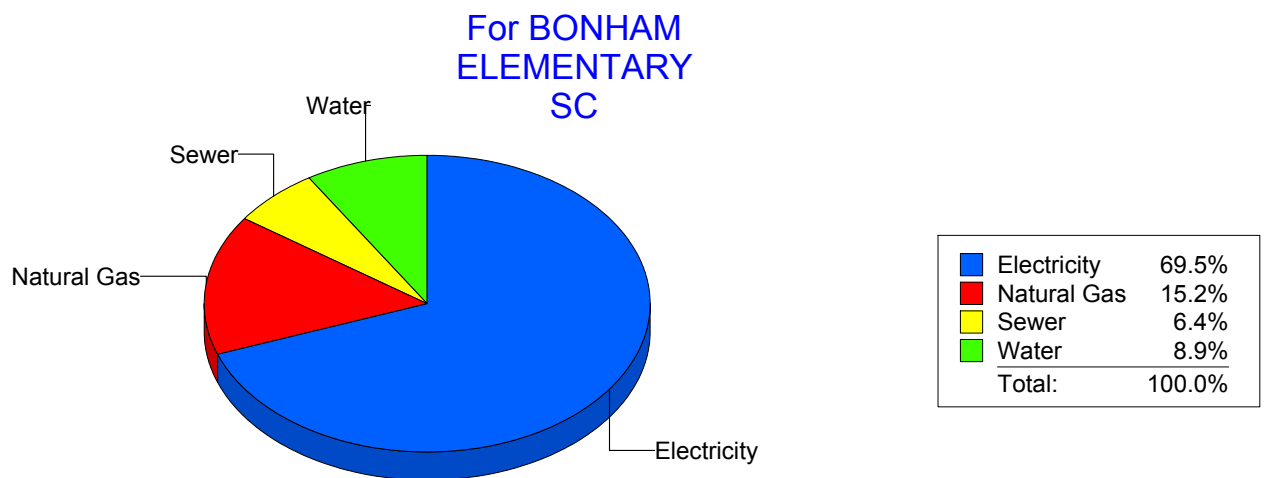
Cost Avoidance Program

## Cost Summary Graph

Grouped by Energy Type

| Energy Type  | Use    | Units | Total Cost | Avg Unit Cost | % of Total Cost |
|--|--------|-------|------------|---------------|-----------------|
| <b>Site: BONHAM ELEMENTARY SC - BONHAM ELEMENTARY SC</b> |        |       |            |               |                 |
| Electricity  | 16,557 | KWH   | \$3,224.65 | 0.1948        | 69.52%          |
| Natural Gas  | 1,022  | CCF   | \$705.07   | 0.6899        | 15.20%          |
| Water  | 205    | CCF   | \$412.89   | 2.0141        | 8.90%           |
| Sewer  | 206    | CCF   | \$295.82   | 1.4360        | 6.38%           |

**Total Cost: \$4,638.43**



*Filters: Cost Center Name Not Equal To DoNotReport; Site Name Not Equal To DoNotReport; Billing Period Equal To 200903*

# elpaso

Energy CAP

Cost Avoidance Program

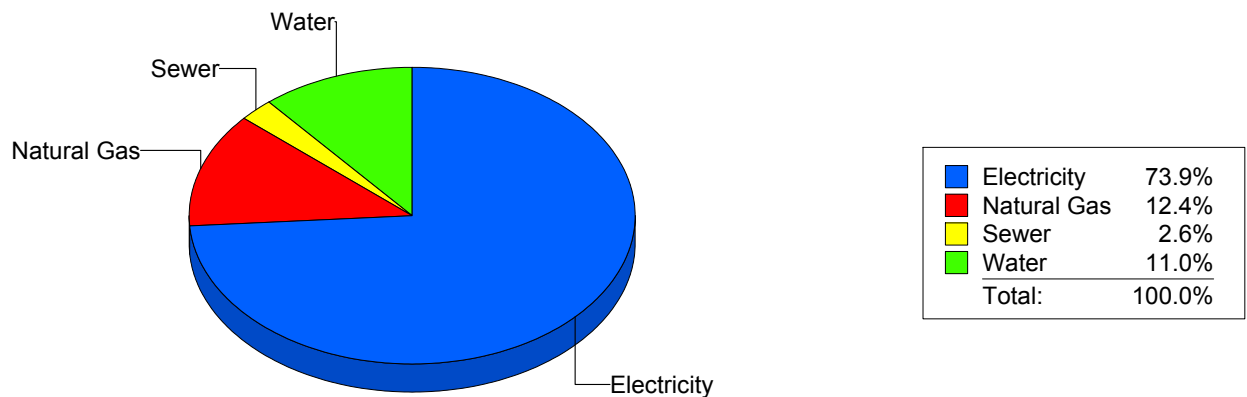
## Cost Summary Graph

Grouped by Energy Type

| Energy Type                                 | Use     | Units | Total Cost  | Avg Unit Cost | % of Total Cost |
|---|---------|-------|-------------|---------------|-----------------|
| Site: BOWIE HIGH SCHOOL - BOWIE HIGH SCHOOL |         |       |             |               |                 |
| Electricity                                 | 232,751 | KWH   | \$30,399.65 | 0.1306        | 73.91%          |
| Natural Gas                                 | 8,098   | CCF   | \$5,112.12  | 0.6313        | 12.43%          |
| Water                                       | 3,600   | CCF   | \$4,542.29  | 1.2617        | 11.04%          |
| Sewer                                       | 524     | CCF   | \$1,077.28  | 2.0559        | 2.62%           |

**Total Cost: \$41,131.34**

For BOWIE  
HIGH SCHOOL



Filters: Cost Center Name Not Equal To DoNotReport; Site Name Not Equal To DoNotReport; Billing Period Equal To 200903

# el Paso

Energy CAP

Cost Avoidance Program

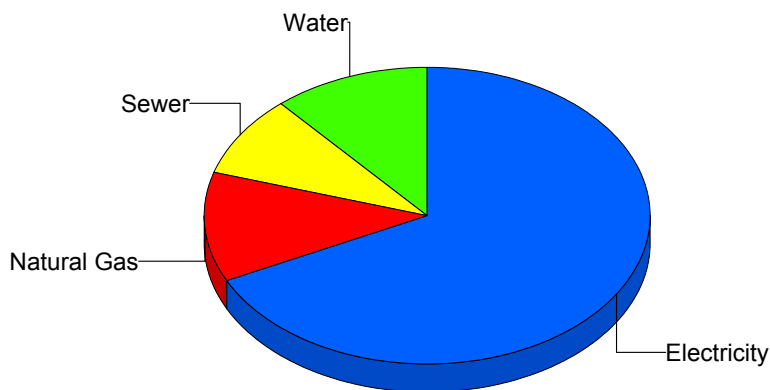
## Cost Summary Graph

Grouped by Energy Type

| Energy Type                                   | Use    | Units | Total Cost | Avg Unit Cost | % of Total Cost |
|---|--------|-------|------------|---------------|-----------------|
| Site: BRADLEY ELEMENTARY - BRADLEY ELEMENTARY |        |       |            |               |                 |
| Electricity                                   | 20,000 | KWH   | \$3,136.91 | 0.1568        | 67.67%          |
| Natural Gas                                   | 827    | CCF   | \$553.16   | 0.6689        | 11.93%          |
| Water   | 227    | CCF   | \$522.63   | 2.3023        | 11.27%          |
| Sewer   | 166    | CCF   | \$422.77   | 2.5468        | 9.12%           |

**Total Cost: \$4,635.47**

For BRADLEY  
ELEMENTARY



|             |        |
|-------------|--------|
| Electricity | 67.7%  |
| Natural Gas | 11.9%  |
| Sewer       | 9.1%   |
| Water       | 11.3%  |
| Total:      | 100.0% |

Filters: Cost Center Name Not Equal To DoNotReport; Site Name Not Equal To DoNotReport; Billing Period Equal To 200903

# elpaso

Energy CAP

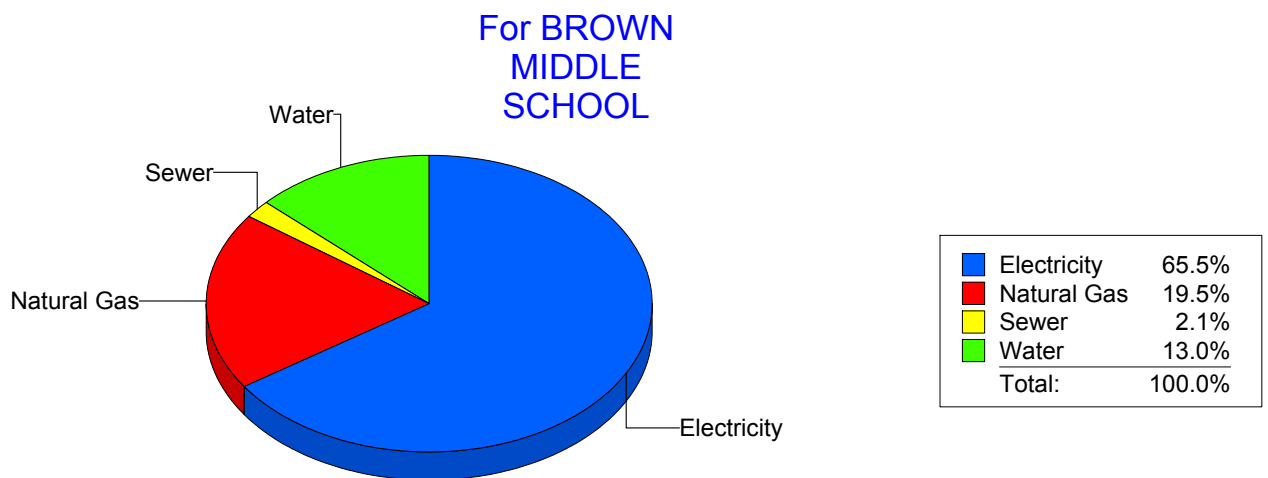
Cost Avoidance Program

## Cost Summary Graph

Grouped by Energy Type

| Energy Type                                     | Use     | Units | Total Cost  | Avg Unit Cost | % of Total Cost |
|---|---------|-------|-------------|---------------|-----------------|
| Site: BROWN MIDDLE SCHOOL - BROWN MIDDLE SCHOOL |         |       |             |               |                 |
| Electricity                                     | 129,600 | KWH   | \$14,809.79 | 0.1143        | 65.46%          |
| Natural Gas                                     | 7,011   | CCF   | \$4,408.00  | 0.6287        | 19.48%          |
| Water   | 862     | CCF   | \$2,936.15  | 3.4062        | 12.98%          |
| Sewer   | 203     | CCF   | \$469.76    | 2.3141        | 2.08%           |

**Total Cost: \$22,623.70**



Filters: Cost Center Name Not Equal To DoNotReport; Site Name Not Equal To DoNotReport; Billing Period Equal To 200903

# el Paso

Energy CAP

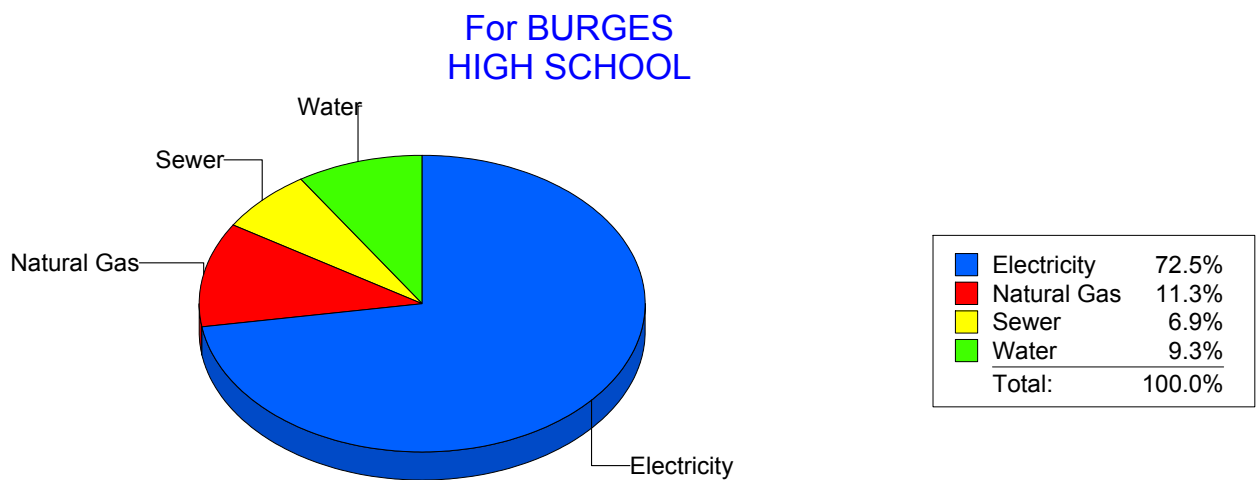
Cost Avoidance Program

## Cost Summary Graph

Grouped by Energy Type

| Energy Type                                     | Use    | Units | Total Cost  | Avg Unit Cost | % of Total Cost |
|---|--------|-------|-------------|---------------|-----------------|
| Site: BURGESS HIGH SCHOOL - BURGESS HIGH SCHOOL |        |       |             |               |                 |
| Electricity                                     | 77,894 | KWH   | \$11,774.45 | 0.1512        | 72.51%          |
| Natural Gas                                     | 2,812  | CCF   | \$1,835.46  | 0.6527        | 11.30%          |
| Water   | 895    | CCF   | \$1,506.96  | 1.6838        | 9.28%           |
| Sewer   | 716    | CCF   | \$1,121.27  | 1.5660        | 6.91%           |

Total Cost: \$16,238.14



Filters: Cost Center Name Not Equal To DoNotReport; Site Name Not Equal To DoNotReport; Billing Period Equal To 200903

# elpaso

Energy CAP

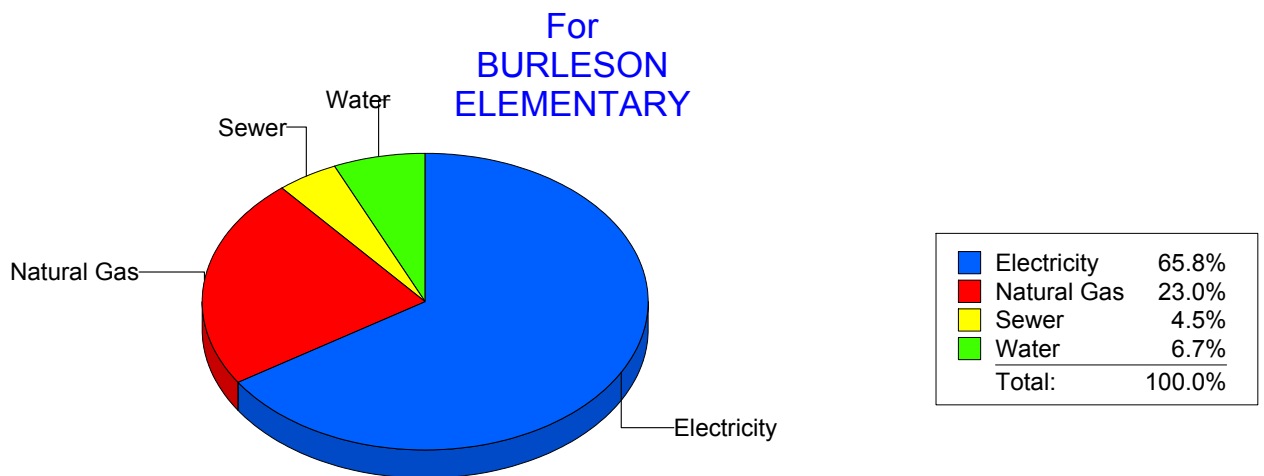
Cost Avoidance Program

## Cost Summary Graph

Grouped by Energy Type

| Energy Type  | Use    | Units | Total Cost | Avg Unit Cost | % of Total Cost |
|--|--------|-------|------------|---------------|-----------------|
| <b>Site: BURLESON ELEMENTARY - BURLESON ELEMENTARY</b> |        |       |            |               |                 |
| Electricity  | 20,030 | KWH   | \$3,002.64 | 0.1499        | 65.78%          |
| Natural Gas  | 1,467  | CCF   | \$1,050.73 | 0.7162        | 23.02%          |
| Water  | 142    | CCF   | \$305.68   | 2.1527        | 6.70%           |
| Sewer  | 64     | CCF   | \$205.76   | 3.2150        | 4.51%           |

**Total Cost: \$4,564.81**



*Filters: Cost Center Name Not Equal To DoNotReport; Site Name Not Equal To DoNotReport; Billing Period Equal To 200903*



# elpaso

Energy CAP

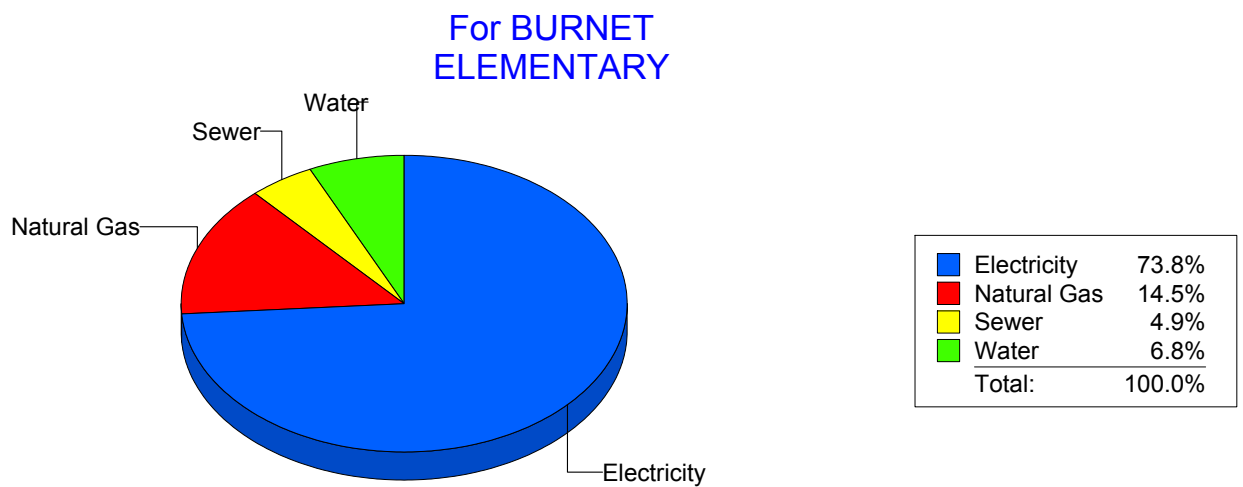
Cost Avoidance Program

## Cost Summary Graph

Grouped by Energy Type

| Energy Type                                 | Use    | Units | Total Cost | Avg Unit Cost | % of Total Cost |
|---|--------|-------|------------|---------------|-----------------|
| Site: BURNET ELEMENTARY - BURNET ELEMENTARY |        |       |            |               |                 |
| Electricity                                 | 18,623 | KWH   | \$3,212.93 | 0.1725        | 73.85%          |
| Natural Gas                                 | 664    | CCF   | \$629.65   | 0.9483        | 14.47%          |
| Water                                       | 161    | CCF   | \$296.08   | 1.8390        | 6.81%           |
| Sewer                                       | 118    | CCF   | \$212.10   | 1.7975        | 4.88%           |

Total Cost: \$4,350.76



Filters: Cost Center Name Not Equal To DoNotReport; Site Name Not Equal To DoNotReport; Billing Period Equal To 200903

el Paso

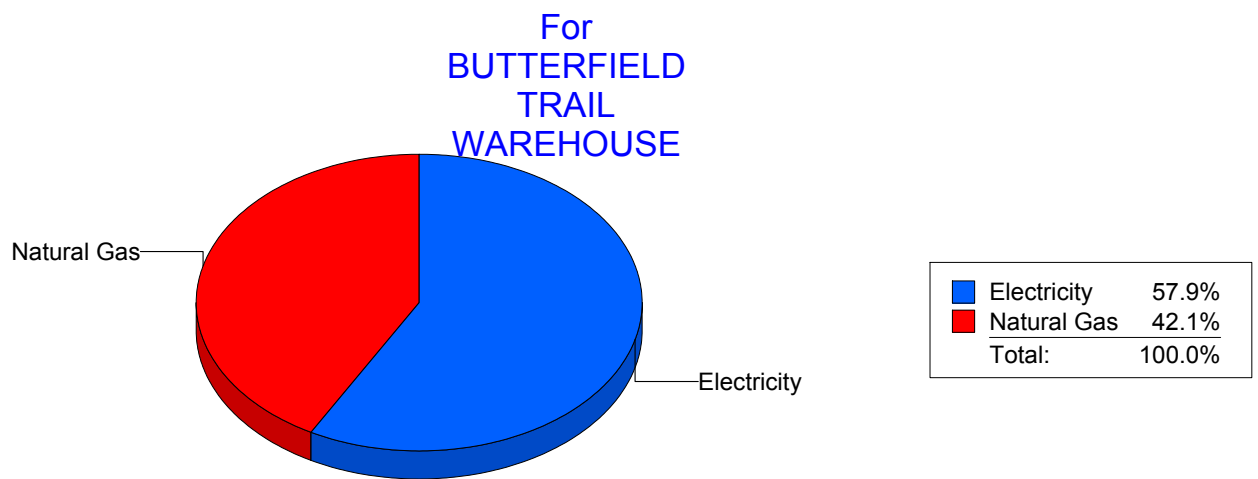
Energy CAP

Cost Avoidance Program

## Cost Summary Graph

Grouped by Energy Type

| Energy Type   | Use   | Units | Total Cost | Avg Unit Cost | % of Total Cost |
|---|-------|-------|------------|---------------|-----------------|
| Site: BUTTERFIELDTRAILWAREHOUSE - BUTTERFIELD TRAIL WAREHOUSE |       |       |            |               |                 |
| Electricity   | 2,900 | KWH   | \$464.04   | 0.1600        | 57.95%          |
| Natural Gas   | 484   | CCF   | \$336.75   | 0.6958        | 42.05%          |
| Total Cost:   |       |       | \$800.79   |               |                 |



Filters: Cost Center Name Not Equal To DoNotReport; Site Name Not Equal To DoNotReport; Billing Period Equal To 200903

# elpaso

Energy CAP

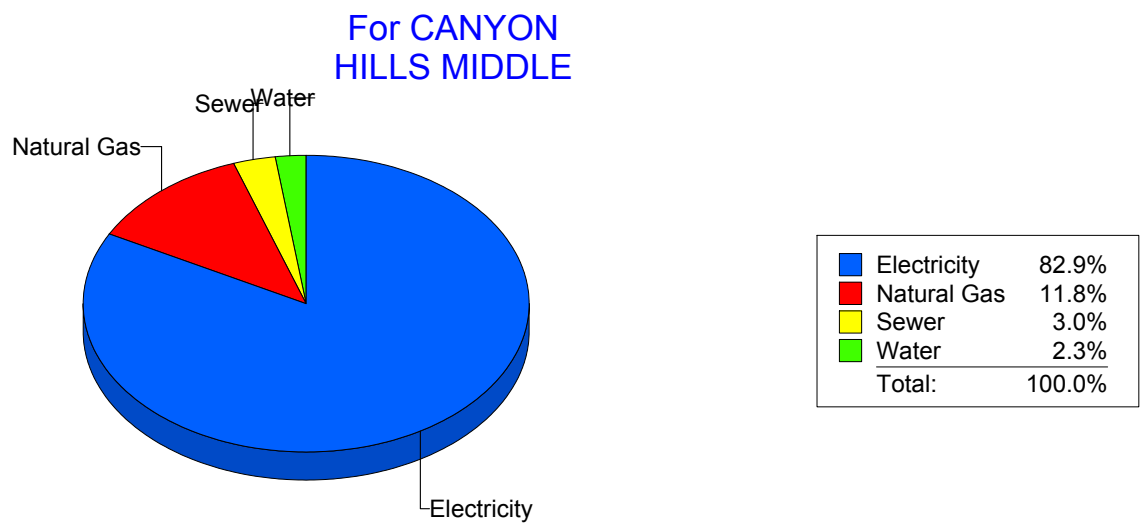
Cost Avoidance Program

## Cost Summary Graph

Grouped by Energy Type

| Energy Type                                     | Use    | Units | Total Cost | Avg Unit Cost | % of Total Cost |
|---|--------|-------|------------|---------------|-----------------|
| Site: CANYON HILLS MIDDLE - CANYON HILLS MIDDLE |        |       |            |               |                 |
| Electricity                                     | 55,950 | KWH   | \$9,164.94 | 0.1638        | 82.87%          |
| Natural Gas                                     | 1,977  | CCF   | \$1,305.58 | 0.6604        | 11.81%          |
| Water   | 45     | CCF   | \$258.73   | 5.7496        | 2.34%           |
| Sewer   | 93     | CCF   | \$330.06   | 3.5490        | 2.98%           |

**Total Cost: \$11,059.31**



*Filters: Cost Center Name Not Equal To DoNotReport; Site Name Not Equal To DoNotReport; Billing Period Equal To 200903*

# elpaso

Energy CAP

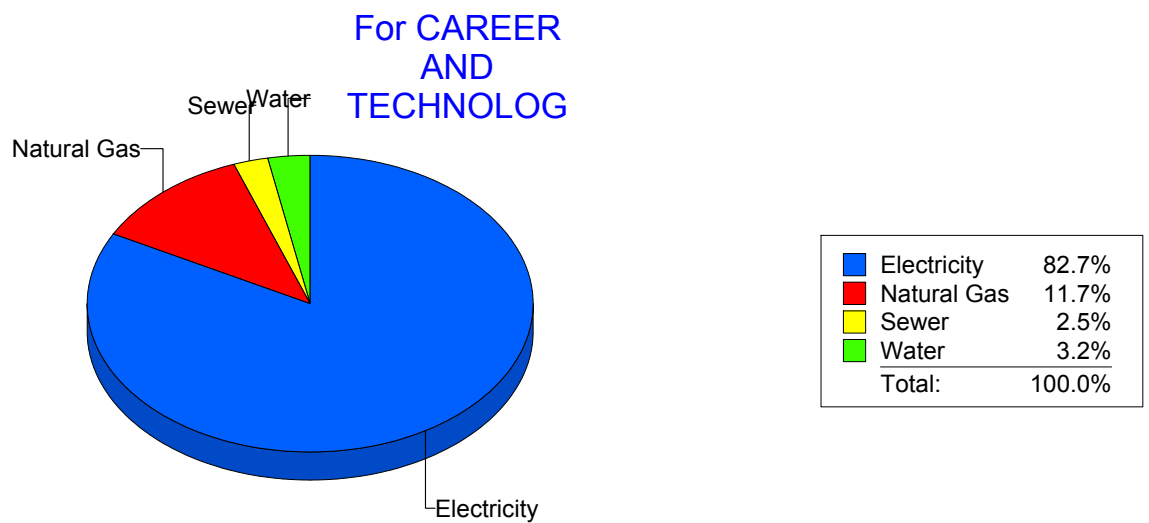
Cost Avoidance Program

## Cost Summary Graph

Grouped by Energy Type

| Energy Type                                       | Use    | Units | Total Cost  | Avg Unit Cost | % of Total Cost |
|---|--------|-------|-------------|---------------|-----------------|
| Site: CAREER AND TECHNOLOG - CAREER AND TECHNOLOG |        |       |             |               |                 |
| Electricity                                       | 85,522 | KWH   | \$12,094.24 | 0.1414        | 82.69%          |
| Natural Gas                                       | 2,660  | CCF   | \$1,707.93  | 0.6421        | 11.68%          |
| Water   | 189    | CCF   | \$463.38    | 2.4517        | 3.17%           |
| Sewer   | 137    | CCF   | \$361.08    | 2.6356        | 2.47%           |

**Total Cost: \$14,626.63**



Filters: Cost Center Name Not Equal To DoNotReport; Site Name Not Equal To DoNotReport; Billing Period Equal To 200903

# elpaso

Energy CAP

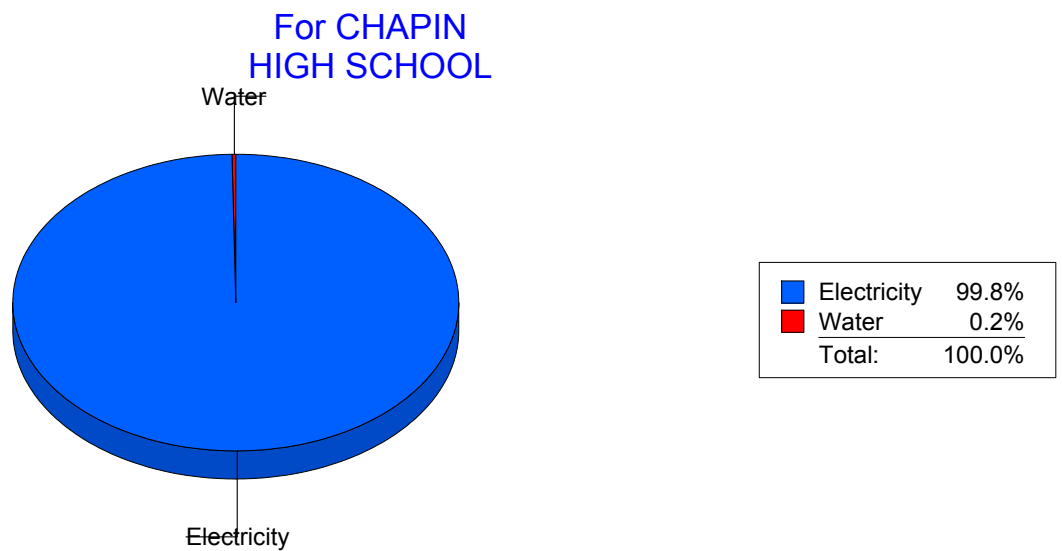
Cost Avoidance Program

## Cost Summary Graph

Grouped by Energy Type

| Energy Type                                   | Use     | Units | Total Cost  | Avg Unit Cost | % of Total Cost |
|---|---------|-------|-------------|---------------|-----------------|
| Site: CHAPIN HIGH SCHOOL - CHAPIN HIGH SCHOOL |         |       |             |               |                 |
| Electricity                                   | 218,675 | KWH   | \$28,299.66 | 0.1294        | 99.79%          |
| Water   | 53      | CCF   | \$58.16     | 1.0974        | 0.21%           |

Total Cost: \$28,357.82



Filters: Cost Center Name Not Equal To DoNotReport; Site Name Not Equal To DoNotReport; Billing Period Equal To 200903

# elpaso

Energy CAP

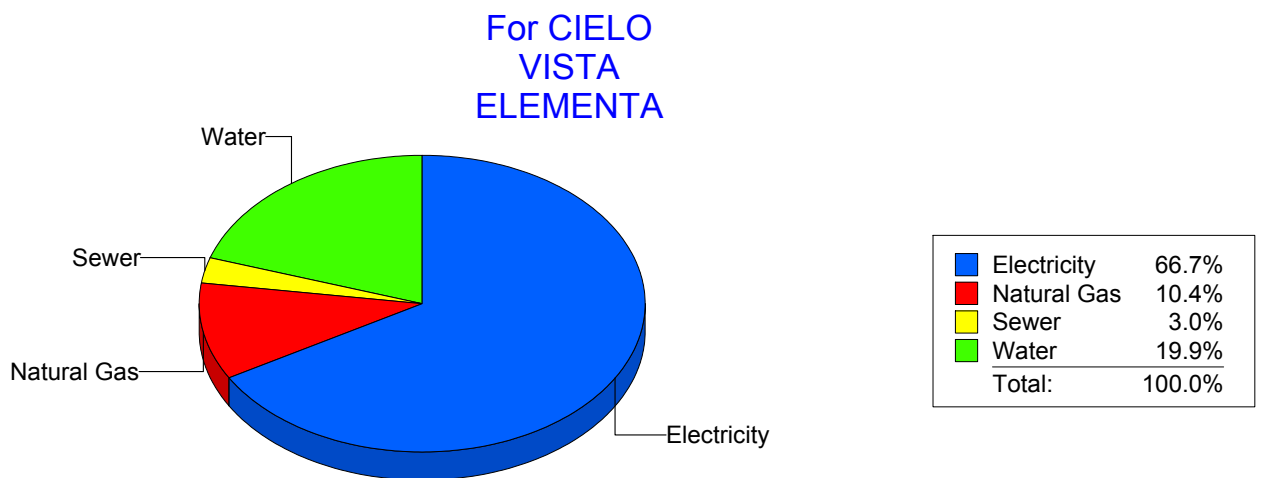
Cost Avoidance Program

## Cost Summary Graph

Grouped by Energy Type

| Energy Type                                       | Use    | Units | Total Cost | Avg Unit Cost | % of Total Cost |
|---|--------|-------|------------|---------------|-----------------|
| Site: CIELO VISTA ELEMENTA - CIELO VISTA ELEMENTA |        |       |            |               |                 |
| Electricity                                       | 29,860 | KWH   | \$5,073.46 | 0.1699        | 66.70%          |
| Natural Gas                                       | 1,157  | CCF   | \$791.33   | 0.6839        | 10.40%          |
| Water   | 419    | CCF   | \$1,516.40 | 3.6191        | 19.94%          |
| Sewer   | 69     | CCF   | \$225.24   | 3.2643        | 2.96%           |

**Total Cost:** \$7,606.43



Filters: Cost Center Name Not Equal To DoNotReport; Site Name Not Equal To DoNotReport; Billing Period Equal To 200903

# elpaso

Energy CAP

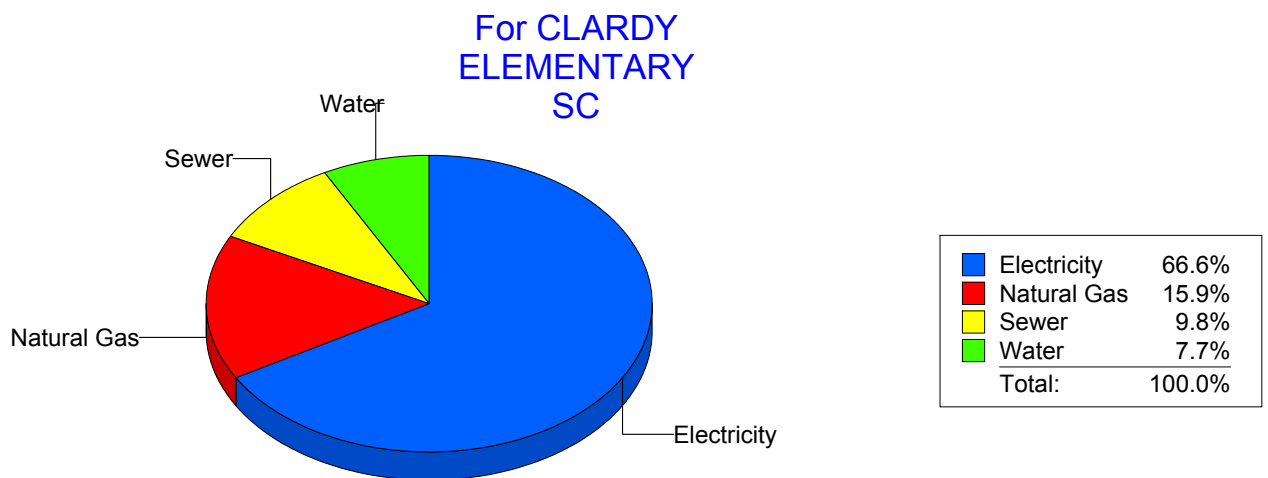
Cost Avoidance Program

## Cost Summary Graph

Grouped by Energy Type

| Energy Type  | Use    | Units | Total Cost | Avg Unit Cost | % of Total Cost |
|--|--------|-------|------------|---------------|-----------------|
| <b>Site: CLARDY ELEMENTARY SC - CLARDY ELEMENTARY SC</b> |        |       |            |               |                 |
| Electricity  | 21,316 | KWH   | \$3,557.96 | 0.1669        | 66.59%          |
| Natural Gas  | 1,261  | CCF   | \$851.48   | 0.6752        | 15.94%          |
| Water  | 361    | CCF   | \$411.27   | 1.1393        | 7.70%           |
| Sewer  | 254    | CCF   | \$522.43   | 2.0568        | 9.78%           |

**Total Cost: \$5,343.14**



*Filters: Cost Center Name Not Equal To DoNotReport; Site Name Not Equal To DoNotReport; Billing Period Equal To 200903*

# elpaso

Energy CAP

Cost Avoidance Program

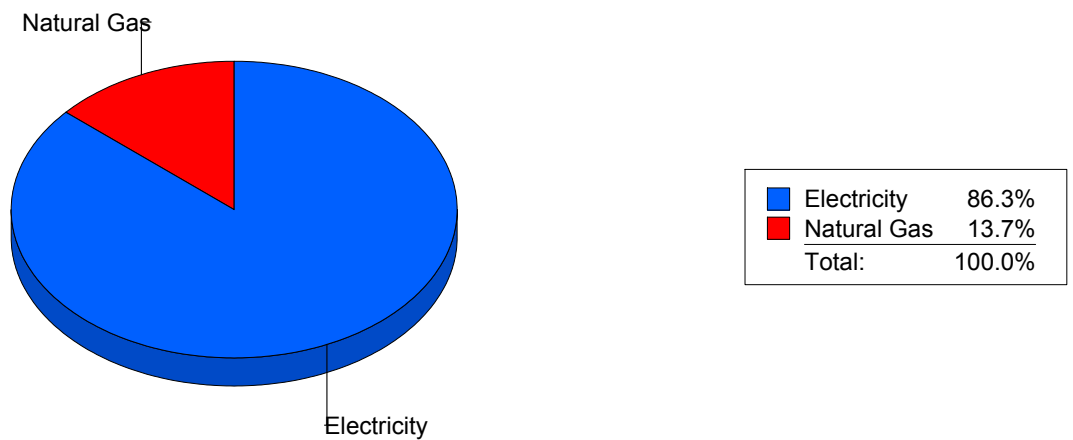
## Cost Summary Graph

Grouped by Energy Type

| Energy Type                 | Use    | Units | Total Cost | Avg Unit Cost | % of Total Cost |
|-----------------------------|--------|-------|------------|---------------|-----------------|
| Site: CLENDININ - CLENDININ |        |       |            |               |                 |
| Electricity                 | 48,500 | KWH   | \$7,580.33 | 0.1563        | 86.33%          |
| Natural Gas                 | 1,854  | CCF   | \$1,200.16 | 0.6473        | 13.67%          |

**Total Cost:** \$8,780.49

For CLENDININ



Filters: Cost Center Name Not Equal To DoNotReport; Site Name Not Equal To DoNotReport; Billing Period Equal To 200903



# elpaso

Energy CAP

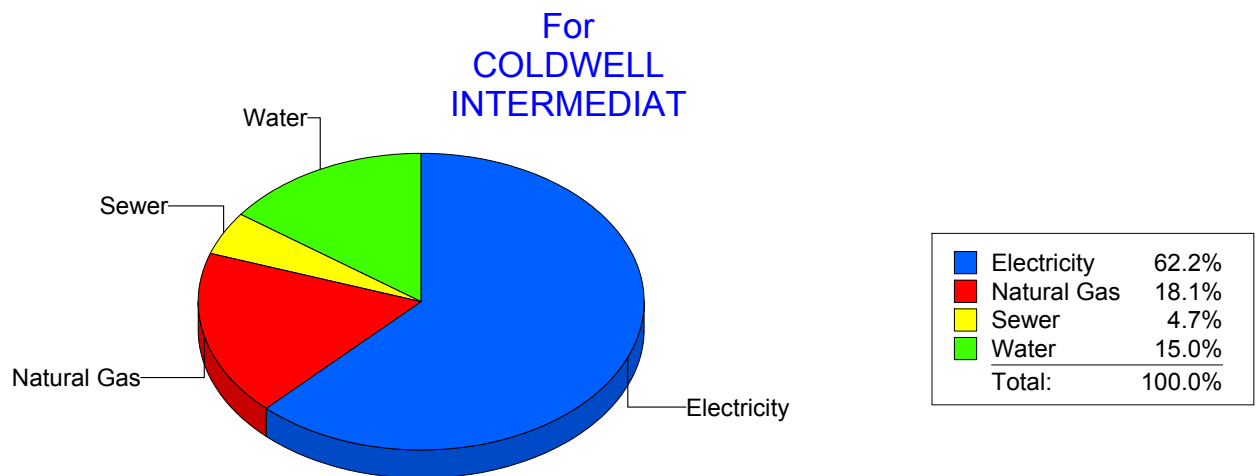
Cost Avoidance Program

## Cost Summary Graph

Grouped by Energy Type

| Energy Type                                       | Use    | Units | Total Cost | Avg Unit Cost | % of Total Cost |
|---|--------|-------|------------|---------------|-----------------|
| Site: COLDWELL INTERMEDIAT - COLDWELL INTERMEDIAT |        |       |            |               |                 |
| Electricity                                       | 22,426 | KWH   | \$3,020.14 | 0.1347        | 62.24%          |
| Natural Gas                                       | 1,289  | CCF   | \$876.48   | 0.6800        | 18.06%          |
| Water   | 201    | CCF   | \$725.78   | 3.6108        | 14.96%          |
| Sewer   | 93     | CCF   | \$229.83   | 2.4713        | 4.74%           |

**Total Cost: \$4,852.23**



*Filters: Cost Center Name Not Equal To DoNotReport; Site Name Not Equal To DoNotReport; Billing Period Equal To 200903*

**elpaso**

Energy CAP

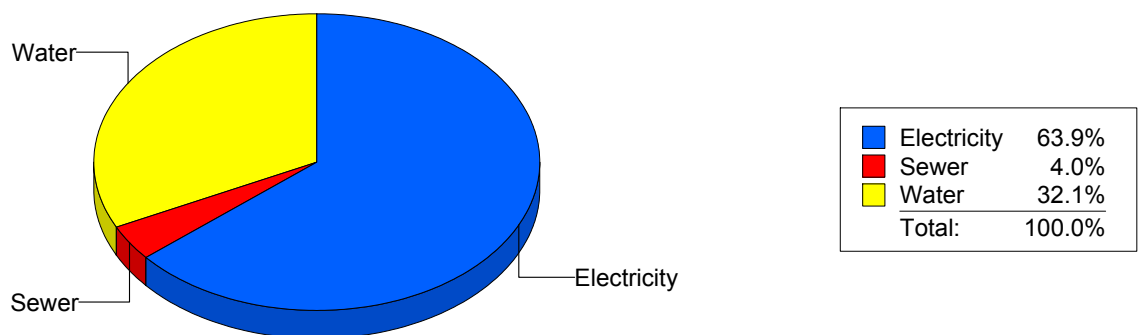
Cost Avoidance Program

**Cost Summary Graph**

Grouped by Energy Type

| Energy Type  | Use    | Units | Total Cost        | Avg Unit Cost | % of Total Cost |
|--|--------|-------|-------------------|---------------|-----------------|
| <b>Site: COLLINS ELEMENTARY - COLLINS ELEMENTARY</b> |        |       |                   |               |                 |
| Electricity  | 40,420 | KWH   | \$6,079.66        | 0.1504        | 63.88%          |
| Water  | 784    | CCF   | \$3,057.34        | 3.8997        | 32.12%          |
| Sewer  | 191    | CCF   | \$380.18          | 1.9905        | 3.99%           |
| <b>Total Cost:</b>                                   |        |       | <b>\$9,517.18</b> |               |                 |

For COLLINS  
ELEMENTARY



*Filters: Cost Center Name Not Equal To DoNotReport; Site Name Not Equal To DoNotReport; Billing Period Equal To 200903*

# elpaso

Energy CAP

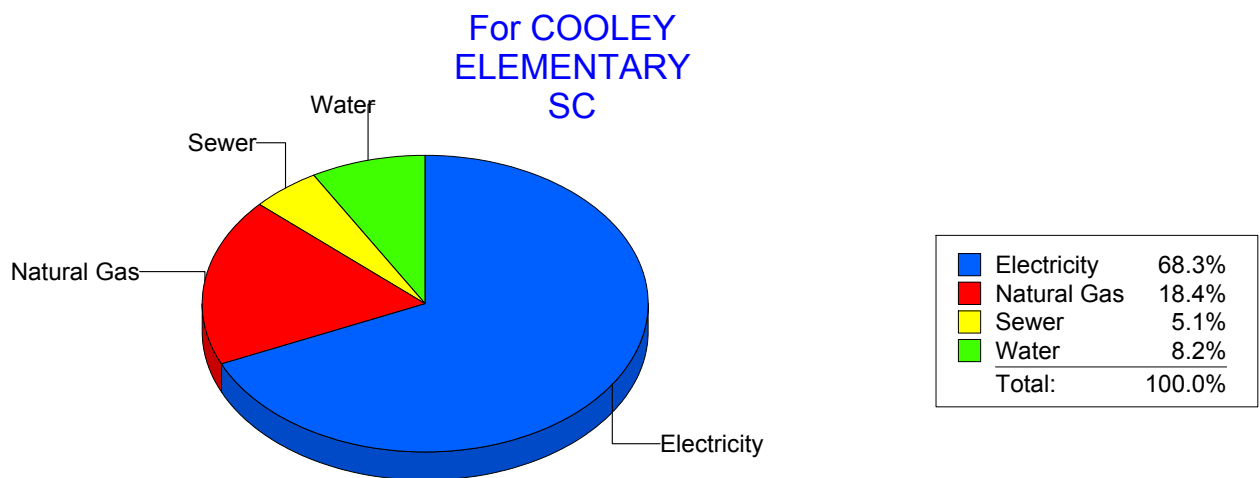
Cost Avoidance Program

## Cost Summary Graph

Grouped by Energy Type

| Energy Type                                       | Use    | Units | Total Cost | Avg Unit Cost | % of Total Cost |
|---|--------|-------|------------|---------------|-----------------|
| Site: COOLEY ELEMENTARY SC - COOLEY ELEMENTARY SC |        |       |            |               |                 |
| Electricity                                       | 42,400 | KWH   | \$6,737.86 | 0.1589        | 68.28%          |
| Natural Gas                                       | 2,833  | CCF   | \$1,816.90 | 0.6413        | 18.41%          |
| Water   | 278    | CCF   | \$812.86   | 2.9240        | 8.24%           |
| Sewer   | 149    | CCF   | \$500.80   | 3.3611        | 5.07%           |

Total Cost: \$9,868.42



Filters: Cost Center Name Not Equal To DoNotReport; Site Name Not Equal To DoNotReport; Billing Period Equal To 200903

# elpaso

Energy CAP

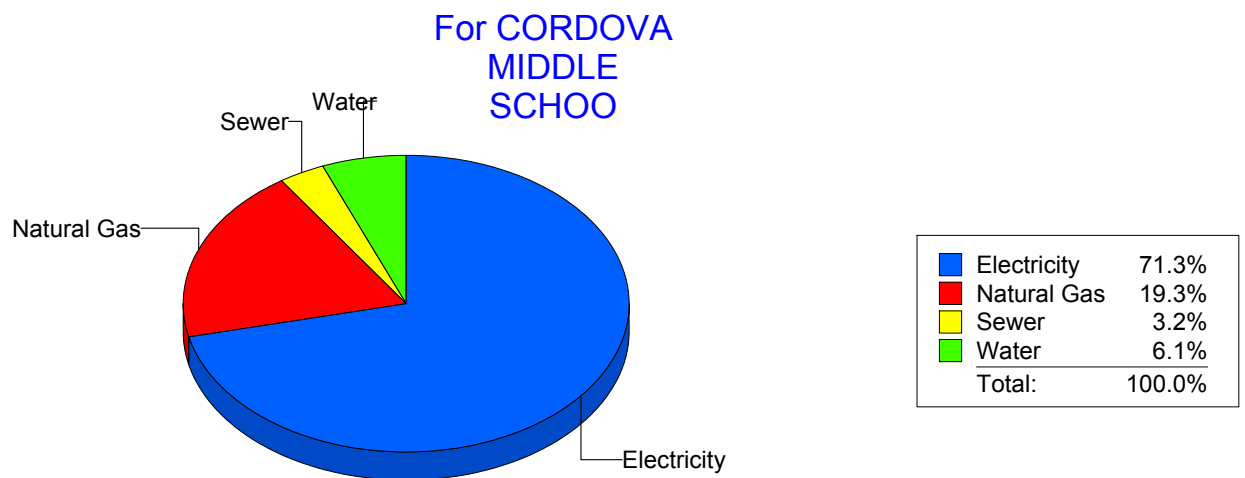
Cost Avoidance Program

## Cost Summary Graph

Grouped by Energy Type

| Energy Type                                       | Use    | Units | Total Cost | Avg Unit Cost | % of Total Cost |
|---|--------|-------|------------|---------------|-----------------|
| Site: CORDOVA MIDDLE SCHOO - CORDOVA MIDDLE SCHOO |        |       |            |               |                 |
| Electricity                                       | 62,500 | KWH   | \$8,429.99 | 0.1349        | 71.30%          |
| Natural Gas                                       | 3,584  | CCF   | \$2,284.07 | 0.6373        | 19.32%          |
| Water   | 291    | CCF   | \$725.66   | 2.4937        | 6.14%           |
| Sewer   | 135    | CCF   | \$383.40   | 2.8400        | 3.24%           |

Total Cost: \$11,823.12



Filters: Cost Center Name Not Equal To DoNotReport; Site Name Not Equal To DoNotReport; Billing Period Equal To 200903

# elpaso

Energy CAP

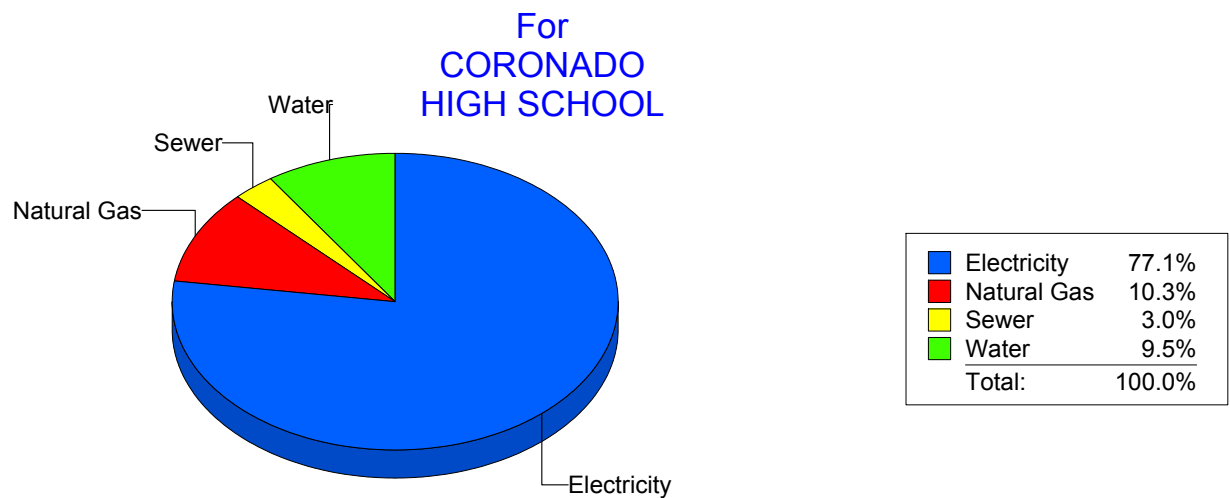
Cost Avoidance Program

## Cost Summary Graph

Grouped by Energy Type

| Energy Type                                       | Use     | Units | Total Cost  | Avg Unit Cost | % of Total Cost |
|---|---------|-------|-------------|---------------|-----------------|
| Site: CORONADO HIGH SCHOOL - CORONADO HIGH SCHOOL |         |       |             |               |                 |
| Electricity                                       | 159,889 | KWH   | \$23,801.12 | 0.1489        | 77.12%          |
| Natural Gas                                       | 4,947   | CCF   | \$3,188.37  | 0.6445        | 10.33%          |
| Water   | 1,887   | CCF   | \$2,934.30  | 1.5550        | 9.51%           |
| Sewer   | 514     | CCF   | \$937.08    | 1.8231        | 3.04%           |

**Total Cost: \$30,860.87**



*Filters: Cost Center Name Not Equal To DoNotReport; Site Name Not Equal To DoNotReport; Billing Period Equal To 200903*

# elpaso

Energy CAP

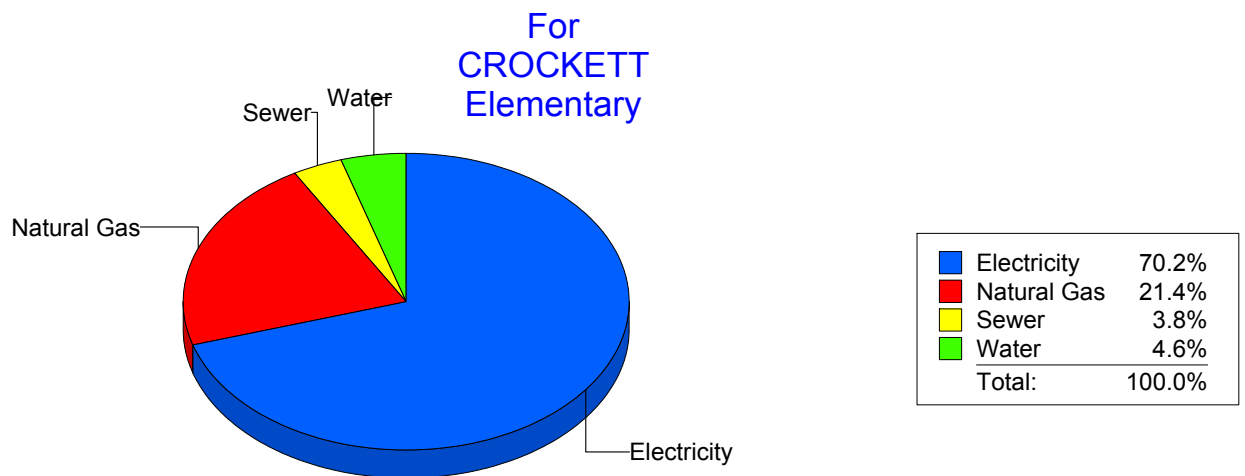
Cost Avoidance Program

## Cost Summary Graph

Grouped by Energy Type

| Energy Type                                 | Use    | Units | Total Cost | Avg Unit Cost | % of Total Cost |
|---|--------|-------|------------|---------------|-----------------|
| <b>Site: CROCKETT - CROCKETT Elementary</b> |        |       |            |               |                 |
| Electricity                                 | 50,400 | KWH   | \$5,485.63 | 0.1088        | 70.18%          |
| Natural Gas                                 | 2,604  | CCF   | \$1,672.64 | 0.6423        | 21.40%          |
| Water                                       | 134    | CCF   | \$361.87   | 2.7005        | 4.63%           |
| Sewer                                       | 135    | CCF   | \$295.93   | 2.1921        | 3.79%           |

**Total Cost: \$7,816.07**



*Filters: Cost Center Name Not Equal To DoNotReport; Site Name Not Equal To DoNotReport; Billing Period Equal To 200903*

# elpaso

Energy CAP

Cost Avoidance Program

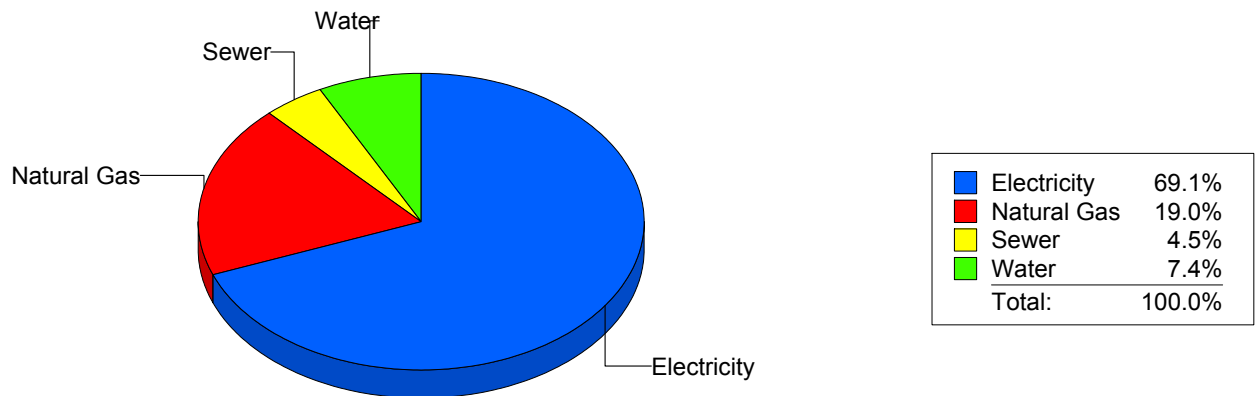
## Cost Summary Graph

Grouped by Energy Type

| Energy Type                                 | Use    | Units | Total Cost | Avg Unit Cost | % of Total Cost |
|---|--------|-------|------------|---------------|-----------------|
| Site: CROSBY ELEMENTARY - CROSBY ELEMENTARY |        |       |            |               |                 |
| Electricity                                 | 22,921 | KWH   | \$3,556.25 | 0.1552        | 69.08%          |
| Natural Gas                                 | 1,463  | CCF   | \$979.60   | 0.6696        | 19.03%          |
| Water                                       | 152    | CCF   | \$380.76   | 2.5050        | 7.40%           |
| Sewer                                       | 84     | CCF   | \$231.16   | 2.7519        | 4.49%           |

Total Cost: \$5,147.77

For CROSBY  
ELEMENTARY



Filters: Cost Center Name Not Equal To DoNotReport; Site Name Not Equal To DoNotReport; Billing Period Equal To 200903

# elpaso

Energy CAP

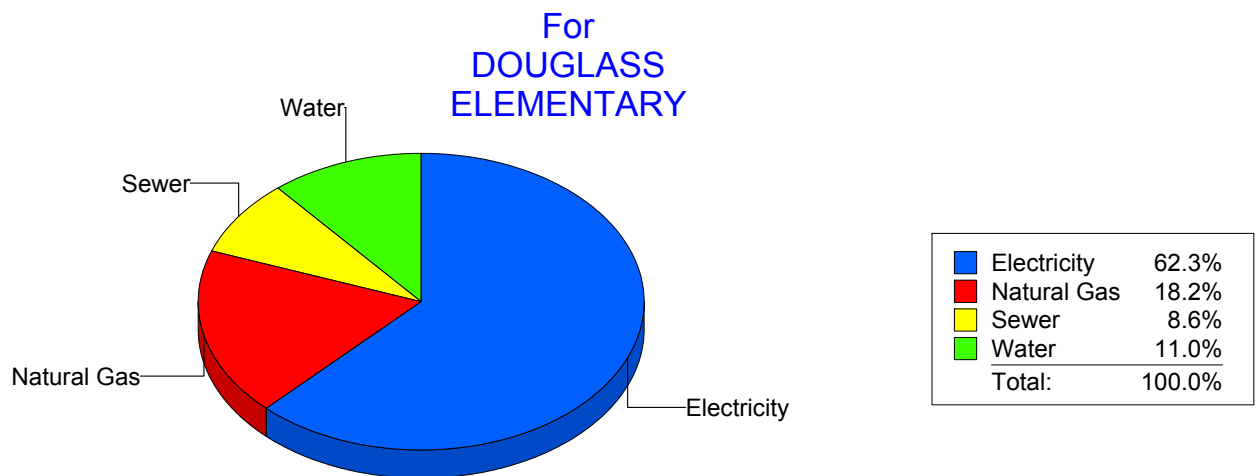
Cost Avoidance Program

## Cost Summary Graph

Grouped by Energy Type

| Energy Type                                     | Use    | Units | Total Cost | Avg Unit Cost | % of Total Cost |
|---|--------|-------|------------|---------------|-----------------|
| Site: DOUGLASS ELEMENTARY - DOUGLASS ELEMENTARY |        |       |            |               |                 |
| Electricity                                     | 26,962 | KWH   | \$4,024.30 | 0.1493        | 62.30%          |
| Natural Gas                                     | 1,774  | CCF   | \$1,173.97 | 0.6618        | 18.17%          |
| Water   | 386    | CCF   | \$708.86   | 1.8364        | 10.97%          |
| Sewer   | 300    | CCF   | \$552.68   | 1.8423        | 8.56%           |

Total Cost: \$6,459.81



Filters: Cost Center Name Not Equal To DoNotReport; Site Name Not Equal To DoNotReport; Billing Period Equal To 200903



# elpaso

Energy CAP

Cost Avoidance Program

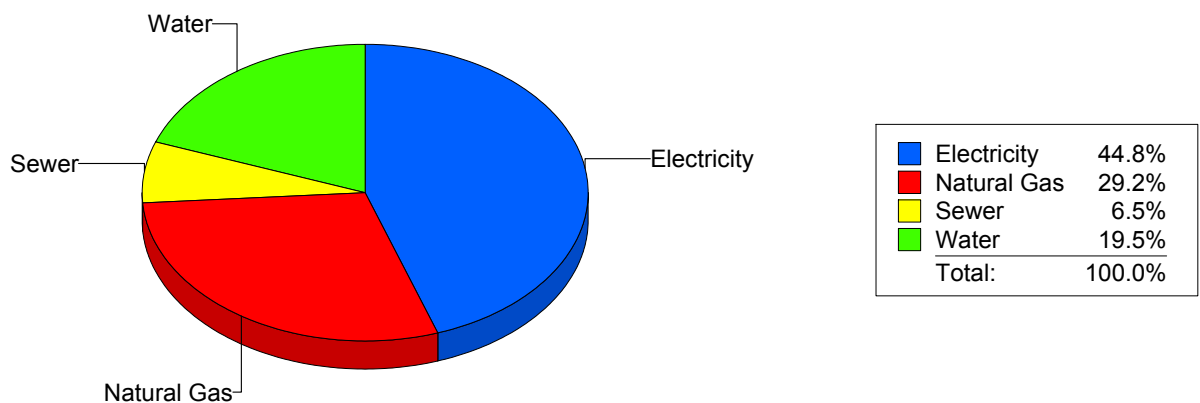
## Cost Summary Graph

Grouped by Energy Type

| Energy Type                                 | Use    | Units | Total Cost | Avg Unit Cost | % of Total Cost |
|---|--------|-------|------------|---------------|-----------------|
| Site: DOWELL ELEMENTARY - DOWELL ELEMENTARY |        |       |            |               |                 |
| Electricity                                 | 19,770 | KWH   | \$2,868.34 | 0.1451        | 44.75%          |
| Natural Gas                                 | 2,143  | CCF   | \$1,873.64 | 0.8743        | 29.23%          |
| Water                                       | 714    | CCF   | \$1,248.24 | 1.7482        | 19.48%          |
| Sewer                                       | 291    | CCF   | \$419.05   | 1.4400        | 6.54%           |

**Total Cost: \$6,409.27**

For DOWELL  
ELEMENTARY



*Filters: Cost Center Name Not Equal To DoNotReport; Site Name Not Equal To DoNotReport; Billing Period Equal To 200903*

# elpaso

Energy CAP

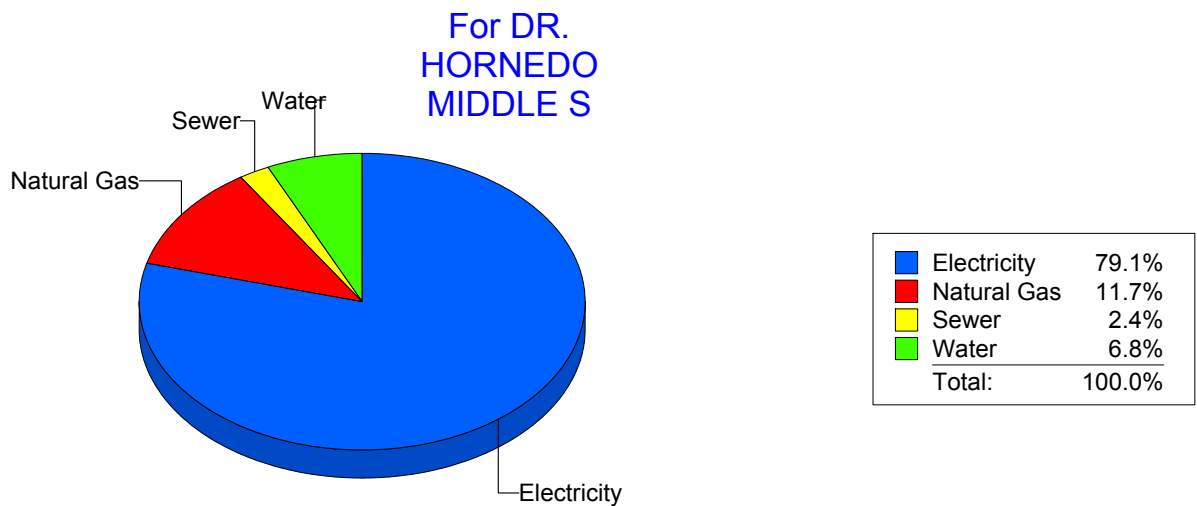
Cost Avoidance Program

## Cost Summary Graph

Grouped by Energy Type

| Energy Type                                       | Use    | Units | Total Cost  | Avg Unit Cost | % of Total Cost |
|---|--------|-------|-------------|---------------|-----------------|
| Site: DR. HORNEDO MIDDLE S - DR. HORNEDO MIDDLE S |        |       |             |               |                 |
| Electricity                                       | 96,000 | KWH   | \$14,525.60 | 0.1513        | 79.09%          |
| Natural Gas                                       | 3,371  | CCF   | \$2,152.06  | 0.6384        | 11.72%          |
| Water   | 991    | CCF   | \$1,250.27  | 1.2616        | 6.81%           |
| Sewer   | 178    | CCF   | \$438.01    | 2.4607        | 2.38%           |

**Total Cost: \$18,365.94**



*Filters: Cost Center Name Not Equal To DoNotReport; Site Name Not Equal To DoNotReport; Billing Period Equal To 200903*

# el Paso

Energy CAP

Cost Avoidance Program

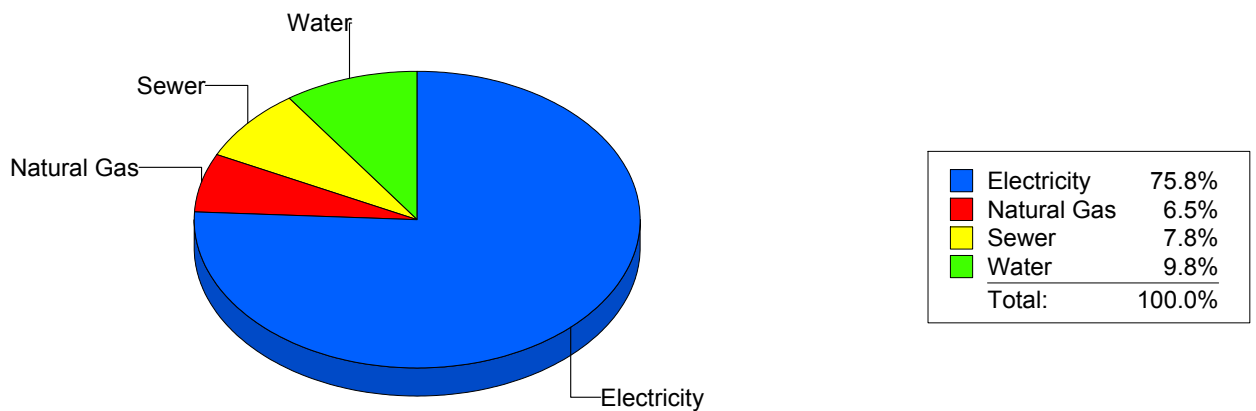
## Cost Summary Graph

Grouped by Energy Type

| Energy Type                                       | Use    | Units | Total Cost | Avg Unit Cost | % of Total Cost |
|---|--------|-------|------------|---------------|-----------------|
| Site: DR. L.A. NIXON ELEME - DR. L.A. NIXON ELEME |        |       |            |               |                 |
| Electricity                                       | 31,660 | KWH   | \$5,393.91 | 0.1704        | 75.81%          |
| Natural Gas                                       | 645    | CCF   | \$465.33   | 0.7214        | 6.54%           |
| Water   | 322    | CCF   | \$697.53   | 2.1662        | 9.80%           |
| Sewer   | 243    | CCF   | \$557.94   | 2.2960        | 7.84%           |

Total Cost: \$7,114.71

For DR. L.A.  
NIXON ELEME



Filters: Cost Center Name Not Equal To DoNotReport; Site Name Not Equal To DoNotReport; Billing Period Equal To 200903

# elpaso

Energy CAP

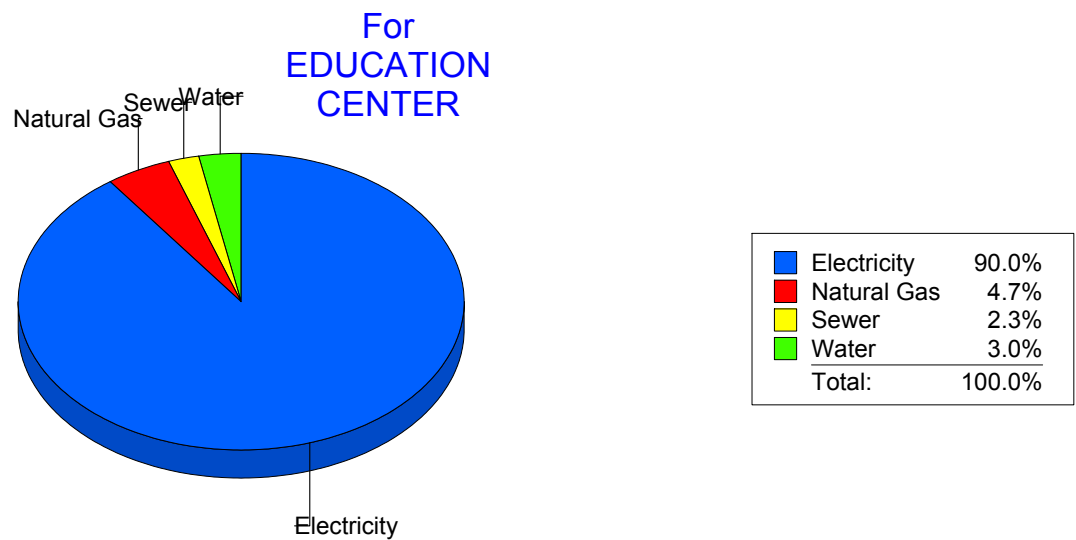
Cost Avoidance Program

## Cost Summary Graph

Grouped by Energy Type

| Energy Type                               | Use     | Units | Total Cost  | Avg Unit Cost | % of Total Cost |
|---|---------|-------|-------------|---------------|-----------------|
| Site: EDUCATION CENTER - EDUCATION CENTER |         |       |             |               |                 |
| Electricity                               | 235,258 | KWH   | \$30,283.86 | 0.1287        | 90.03%          |
| Natural Gas                               | 2,442   | CCF   | \$1,570.59  | 0.6432        | 4.67%           |
| Water                                     | 401     | CCF   | \$1,010.76  | 2.5206        | 3.00%           |
| Sewer                                     | 313     | CCF   | \$771.32    | 2.4643        | 2.29%           |

Total Cost: \$33,636.53



Filters: Cost Center Name Not Equal To DoNotReport; Site Name Not Equal To DoNotReport; Billing Period Equal To 200903

# elpaso

Energy CAP

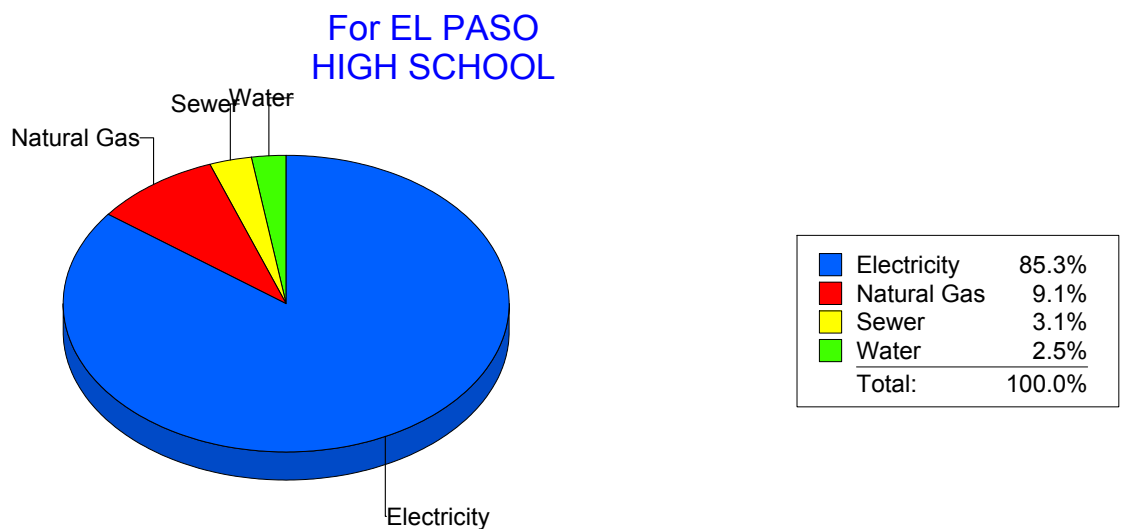
Cost Avoidance Program

## Cost Summary Graph

Grouped by Energy Type

| Energy Type                                     | Use     | Units | Total Cost  | Avg Unit Cost | % of Total Cost |
|---|---------|-------|-------------|---------------|-----------------|
| Site: EL PASO HIGH SCHOOL - EL PASO HIGH SCHOOL |         |       |             |               |                 |
| Electricity                                     | 116,835 | KWH   | \$19,479.32 | 0.1667        | 85.31%          |
| Natural Gas                                     | 3,008   | CCF   | \$2,080.93  | 0.6918        | 9.11%           |
| Water   | 132     | CCF   | \$564.63    | 4.2775        | 2.47%           |
| Sewer   | 283     | CCF   | \$708.97    | 2.5052        | 3.10%           |

Total Cost: \$22,833.85



Filters: Cost Center Name Not Equal To DoNotReport; Site Name Not Equal To DoNotReport; Billing Period Equal To 200903

# elpaso

Energy CAP

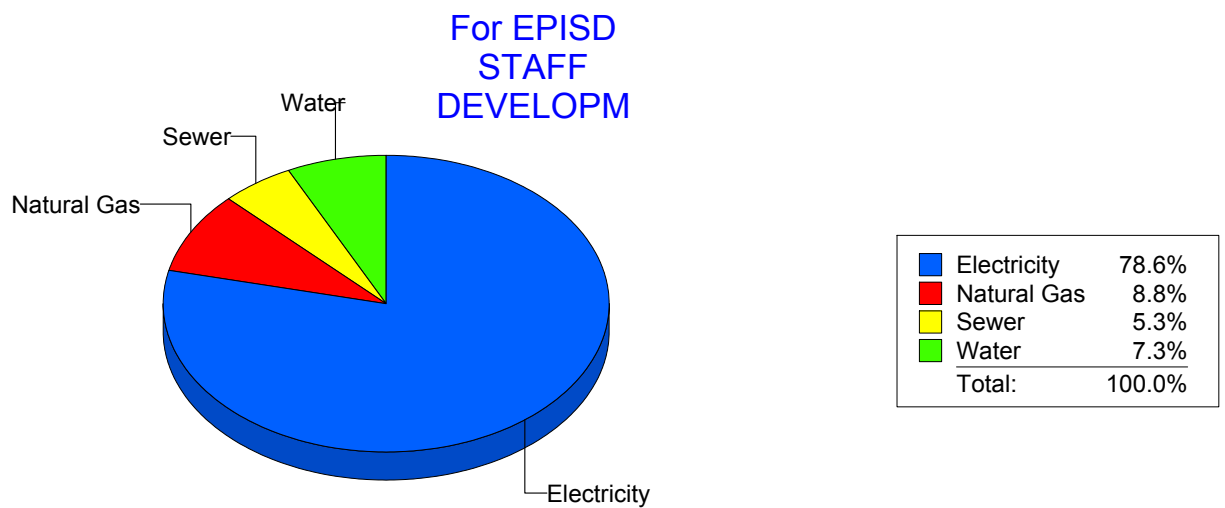
Cost Avoidance Program

## Cost Summary Graph

Grouped by Energy Type

| Energy Type                                       | Use    | Units | Total Cost | Avg Unit Cost | % of Total Cost |
|---|--------|-------|------------|---------------|-----------------|
| Site: EPISD STAFF DEVELOPM - EPISD STAFF DEVELOPM |        |       |            |               |                 |
| Electricity                                       | 10,240 | KWH   | \$1,455.83 | 0.1422        | 78.61%          |
| Natural Gas                                       | 217    | CCF   | \$163.10   | 0.7516        | 8.81%           |
| Water   | 49     | CCF   | \$135.19   | 2.7590        | 7.30%           |
| Sewer   | 38     | CCF   | \$97.74    | 2.5721        | 5.28%           |

**Total Cost:** \$1,851.86



Filters: Cost Center Name Not Equal To DoNotReport; Site Name Not Equal To DoNotReport; Billing Period Equal To 200903

# elpaso

Energy CAP

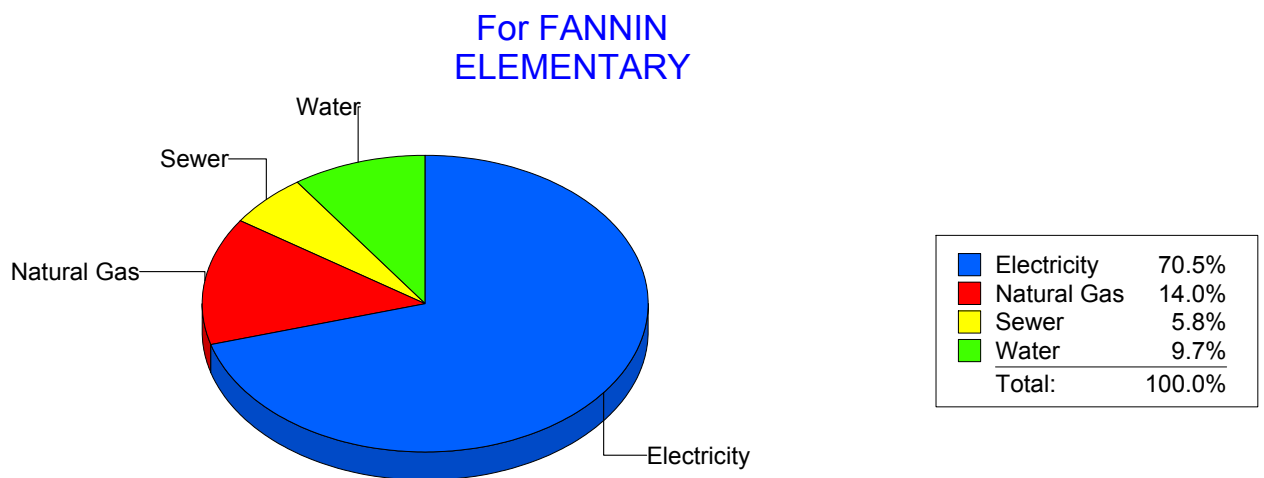
Cost Avoidance Program

## Cost Summary Graph

Grouped by Energy Type

| Energy Type  | Use    | Units | Total Cost | Avg Unit Cost | % of Total Cost |
|--|--------|-------|------------|---------------|-----------------|
| <b>Site: FANNIN ELEMENTARY - FANNIN ELEMENTARY</b> |        |       |            |               |                 |
| Electricity  | 24,429 | KWH   | \$4,302.13 | 0.1761        | 70.46%          |
| Natural Gas  | 1,225  | CCF   | \$857.50   | 0.7000        | 14.04%          |
| Water  | 194    | CCF   | \$594.31   | 3.0635        | 9.73%           |
| Sewer  | 120    | CCF   | \$352.25   | 2.9354        | 5.77%           |

**Total Cost: \$6,106.19**



*Filters: Cost Center Name Not Equal To DoNotReport; Site Name Not Equal To DoNotReport; Billing Period Equal To 200903*

# elpaso

Energy CAP

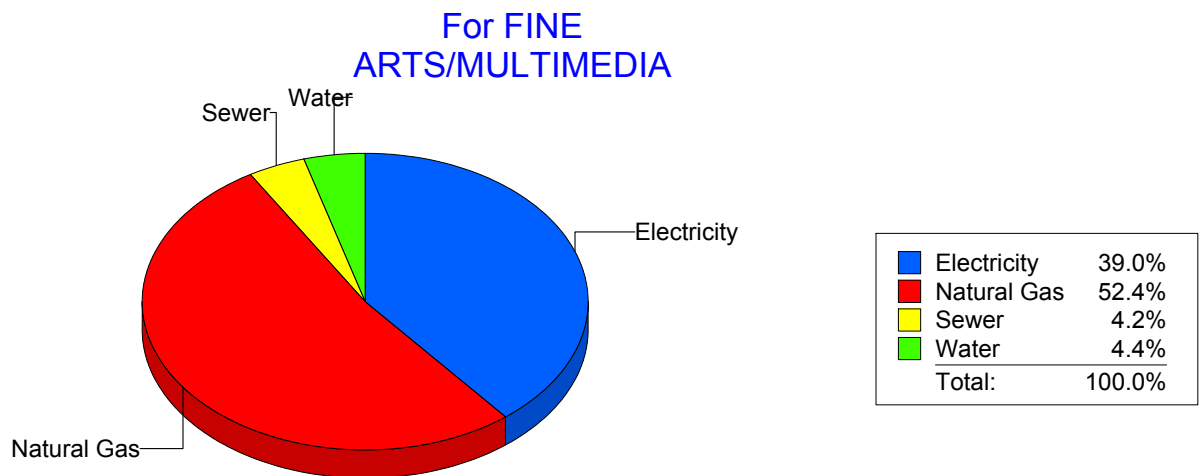
Cost Avoidance Program

## Cost Summary Graph

Grouped by Energy Type

| Energy Type                                       | Use   | Units | Total Cost | Avg Unit Cost | % of Total Cost |
|---|-------|-------|------------|---------------|-----------------|
| Site: FINE ARTS/MULTIMEDIA - FINE ARTS/MULTIMEDIA |       |       |            |               |                 |
| Electricity                                       | 7,608 | KWH   | \$1,288.15 | 0.1693        | 39.04%          |
| Natural Gas                                       | 2,691 | CCF   | \$1,727.45 | 0.6419        | 52.35%          |
| Water   | 58    | CCF   | \$146.73   | 2.5298        | 4.45%           |
| Sewer   | 59    | CCF   | \$137.17   | 2.3249        | 4.16%           |

**Total Cost: \$3,299.50**



Filters: Cost Center Name Not Equal To DoNotReport; Site Name Not Equal To DoNotReport; Billing Period Equal To 200903



# elpaso

Energy CAP

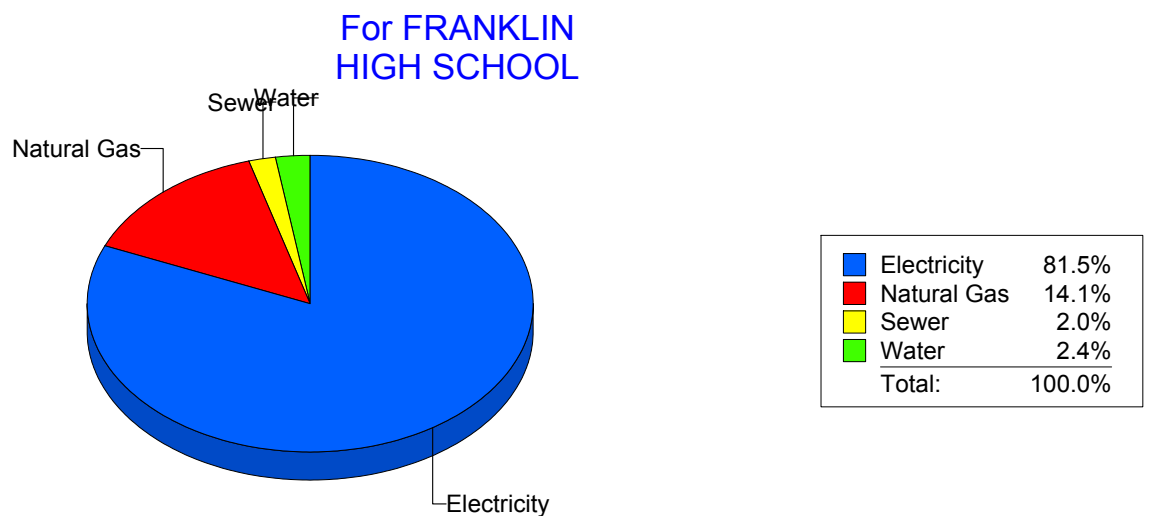
Cost Avoidance Program

## Cost Summary Graph

Grouped by Energy Type

| Energy Type                                       | Use     | Units | Total Cost  | Avg Unit Cost | % of Total Cost |
|---|---------|-------|-------------|---------------|-----------------|
| Site: FRANKLIN HIGH SCHOOL - FRANKLIN HIGH SCHOOL |         |       |             |               |                 |
| Electricity                                       | 213,429 | KWH   | \$29,925.75 | 0.1402        | 81.48%          |
| Natural Gas                                       | 8,180   | CCF   | \$5,183.08  | 0.6336        | 14.11%          |
| Water   | 443     | CCF   | \$872.19    | 1.9688        | 2.37%           |
| Sewer   | 421     | CCF   | \$746.62    | 1.7734        | 2.03%           |

**Total Cost:** \$36,727.64



Filters: Cost Center Name Not Equal To DoNotReport; Site Name Not Equal To DoNotReport; Billing Period Equal To 200903

# elpaso

Energy CAP

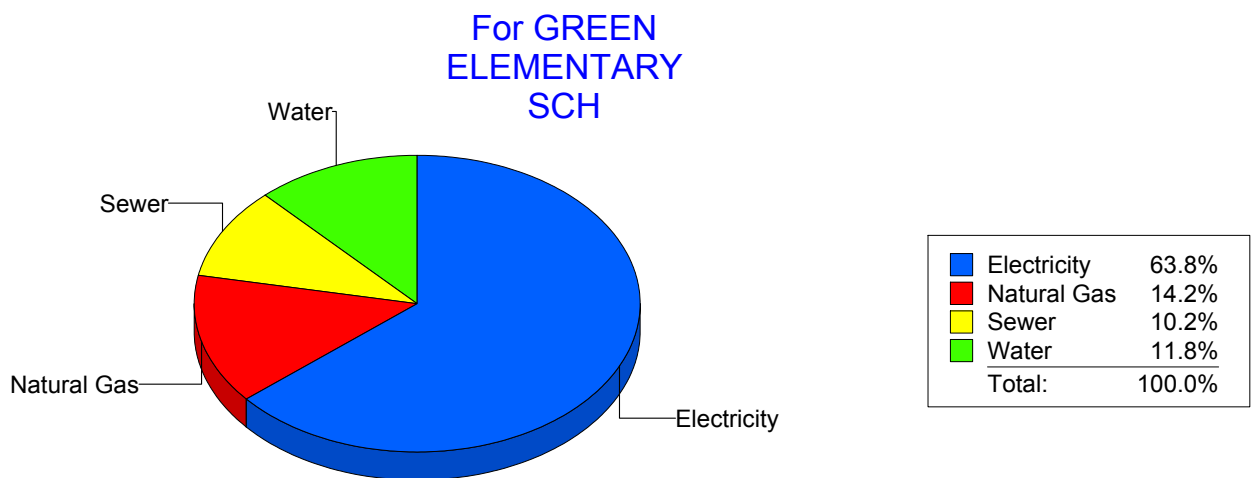
Cost Avoidance Program

## Cost Summary Graph

Grouped by Energy Type

| Energy Type                                       | Use    | Units | Total Cost | Avg Unit Cost | % of Total Cost |
|---|--------|-------|------------|---------------|-----------------|
| Site: GREEN ELEMENTARY SCH - GREEN ELEMENTARY SCH |        |       |            |               |                 |
| Electricity                                       | 21,000 | KWH   | \$3,165.10 | 0.1507        | 63.79%          |
| Natural Gas                                       | 1,028  | CCF   | \$706.14   | 0.6869        | 14.23%          |
| Water   | 203    | CCF   | \$586.82   | 2.8907        | 11.83%          |
| Sewer   | 181    | CCF   | \$504.06   | 2.7849        | 10.16%          |

Total Cost: \$4,962.12



Filters: Cost Center Name Not Equal To DoNotReport; Site Name Not Equal To DoNotReport; Billing Period Equal To 200903

# el Paso

Energy CAP

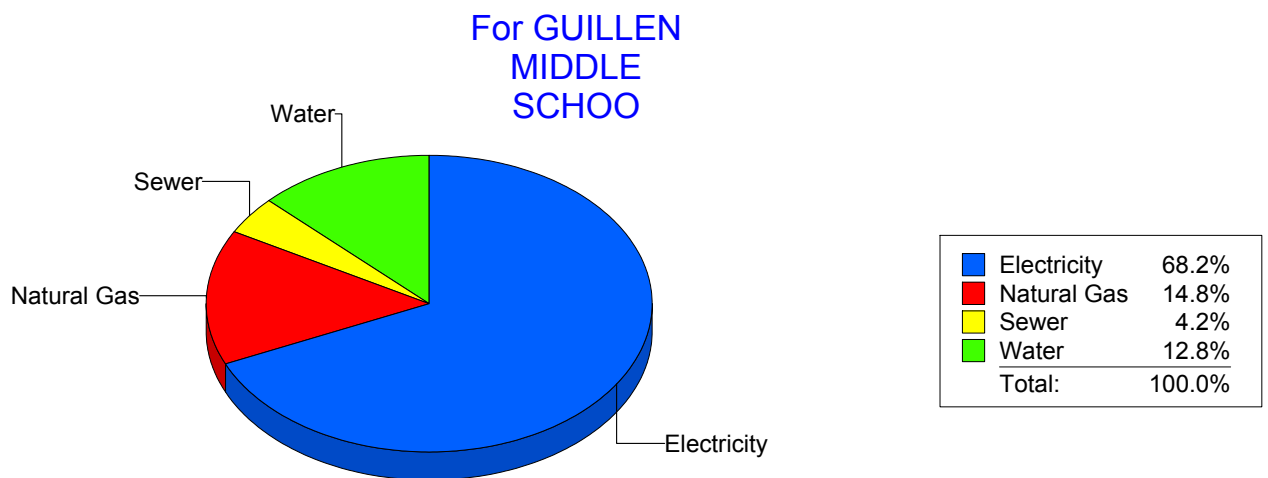
Cost Avoidance Program

## Cost Summary Graph

Grouped by Energy Type

| Energy Type                                       | Use    | Units | Total Cost | Avg Unit Cost | % of Total Cost |
|---|--------|-------|------------|---------------|-----------------|
| Site: GUILLEN MIDDLE SCHOO - GUILLEN MIDDLE SCHOO |        |       |            |               |                 |
| Electricity                                       | 62,498 | KWH   | \$8,827.29 | 0.1412        | 68.21%          |
| Natural Gas                                       | 2,936  | CCF   | \$1,913.95 | 0.6519        | 14.79%          |
| Water   | 652    | CCF   | \$1,659.62 | 2.5454        | 12.82%          |
| Sewer   | 268    | CCF   | \$540.21   | 2.0157        | 4.17%           |

Total Cost: \$12,941.07



Filters: Cost Center Name Not Equal To DoNotReport; Site Name Not Equal To DoNotReport; Billing Period Equal To 200903

# elpaso

Energy CAP

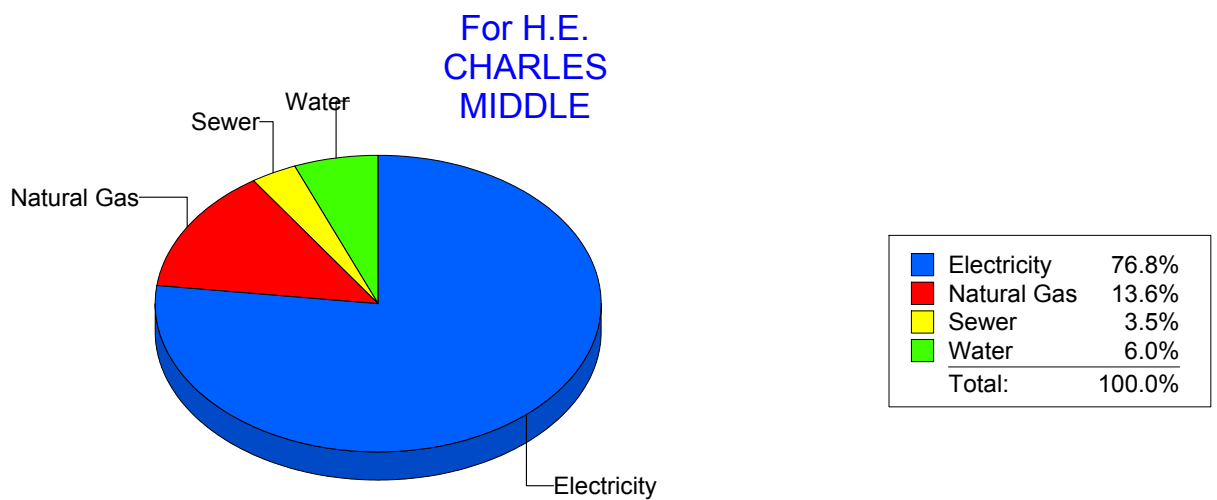
Cost Avoidance Program

## Cost Summary Graph

Grouped by Energy Type

| Energy Type                                     | Use    | Units | Total Cost | Avg Unit Cost | % of Total Cost |
|---|--------|-------|------------|---------------|-----------------|
| Site: H.E. CHARLES MIDDLE - H.E. CHARLES MIDDLE |        |       |            |               |                 |
| Electricity                                     | 49,450 | KWH   | \$7,938.08 | 0.1605        | 76.84%          |
| Natural Gas                                     | 2,175  | CCF   | \$1,402.39 | 0.6448        | 13.58%          |
| Water   | 242    | CCF   | \$624.33   | 2.5799        | 6.04%           |
| Sewer   | 121    | CCF   | \$365.62   | 3.0217        | 3.54%           |

Total Cost: \$10,330.42



Filters: Cost Center Name Not Equal To DoNotReport; Site Name Not Equal To DoNotReport; Billing Period Equal To 200903

# elpaso

Energy CAP

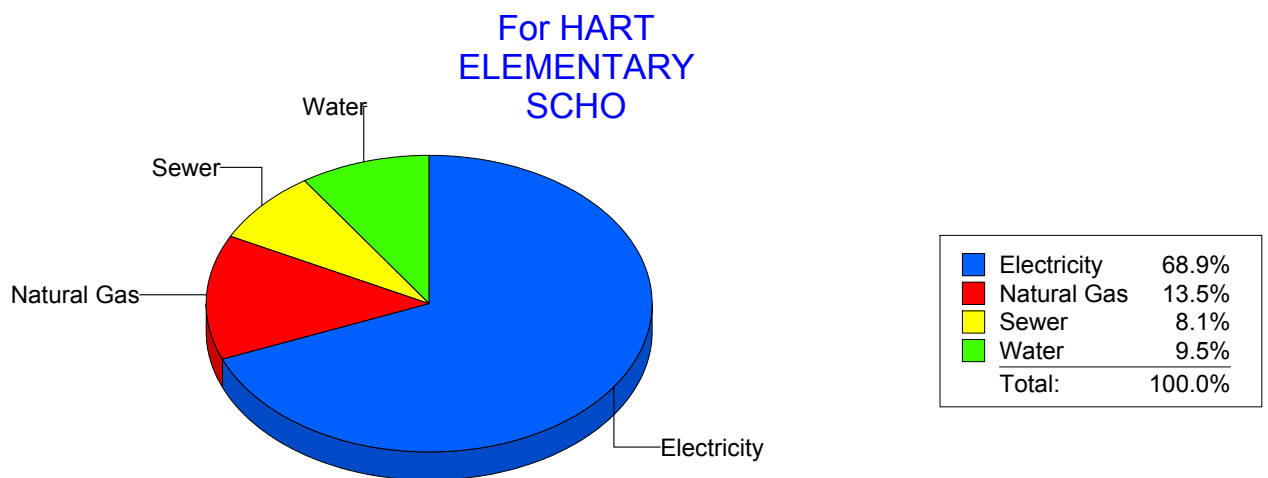
Cost Avoidance Program

## Cost Summary Graph

Grouped by Energy Type

| Energy Type  | Use    | Units | Total Cost | Avg Unit Cost | % of Total Cost |
|--|--------|-------|------------|---------------|-----------------|
| <b>Site: HART ELEMENTARY SCHO - HART ELEMENTARY SCHO</b> |        |       |            |               |                 |
| Electricity  | 16,292 | KWH   | \$2,813.29 | 0.1727        | 68.92%          |
| Natural Gas  | 826    | CCF   | \$552.54   | 0.6689        | 13.54%          |
| Water  | 173    | CCF   | \$386.74   | 2.2355        | 9.47%           |
| Sewer  | 143    | CCF   | \$329.33   | 2.3030        | 8.07%           |

**Total Cost: \$4,081.90**



*Filters: Cost Center Name Not Equal To DoNotReport; Site Name Not Equal To DoNotReport; Billing Period Equal To 200903*

# elpaso

Energy CAP

Cost Avoidance Program

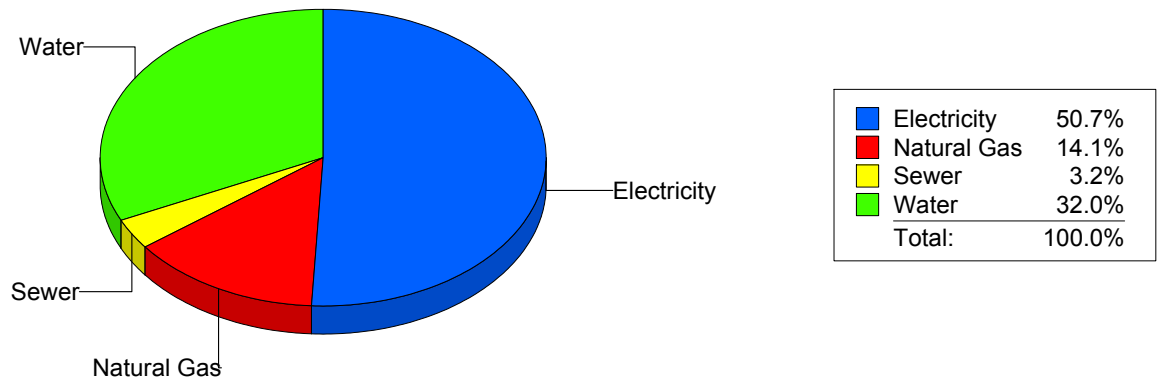
## Cost Summary Graph

Grouped by Energy Type

| Energy Type                                       | Use    | Units | Total Cost | Avg Unit Cost | % of Total Cost |
|---|--------|-------|------------|---------------|-----------------|
| Site: HAWKINS ELEMENTARY S - HAWKINS ELEMENTARY S |        |       |            |               |                 |
| Electricity                                       | 19,558 | KWH   | \$2,676.95 | 0.1369        | 50.74%          |
| Natural Gas                                       | 1,129  | CCF   | \$741.52   | 0.6568        | 14.06%          |
| Water   | 352    | CCF   | \$1,686.64 | 4.7916        | 31.97%          |
| Sewer   | 36     | CCF   | \$170.20   | 4.7278        | 3.23%           |

**Total Cost: \$5,275.31**

For HAWKINS  
ELEMENTARY  
S



Filters: Cost Center Name Not Equal To DoNotReport; Site Name Not Equal To DoNotReport; Billing Period Equal To 200903

**elpaso**

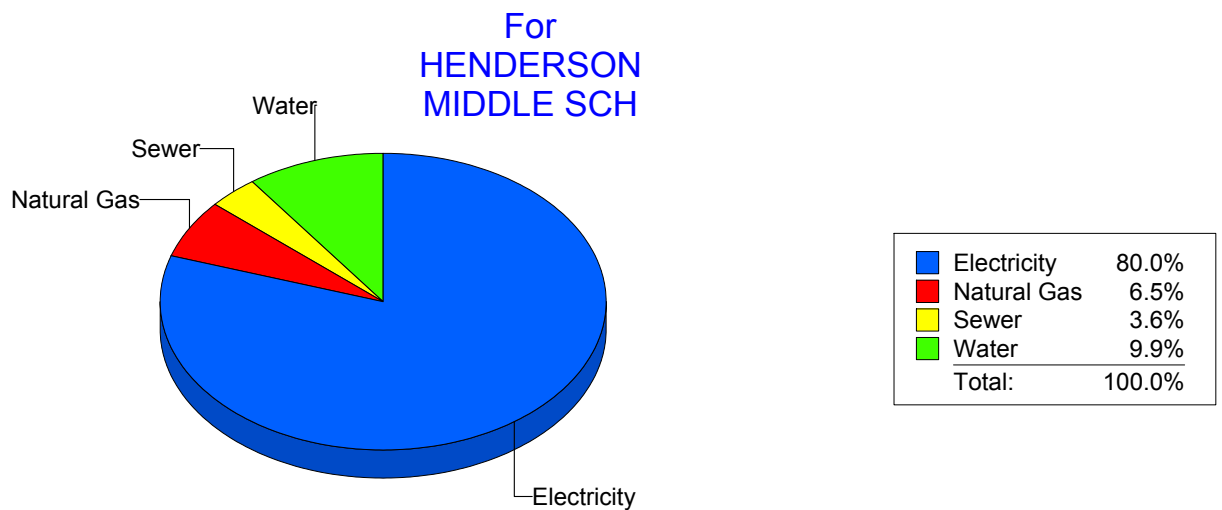
Energy CAP

Cost Avoidance Program

**Cost Summary Graph**

Grouped by Energy Type

| Energy Type  | Use    | Units | Total Cost        | Avg Unit Cost | % of Total Cost |
|--|--------|-------|-------------------|---------------|-----------------|
| <b>Site: HENDERSON MIDDLE SCH - HENDERSON MIDDLE SCH</b> |        |       |                   |               |                 |
| Electricity  | 37,696 | KWH   | \$5,857.40        | 0.1554        | 79.98%          |
| Natural Gas  | 707    | CCF   | \$477.57          | 0.6755        | 6.52%           |
| Water  | 333    | CCF   | \$725.47          | 2.1786        | 9.91%           |
| Sewer  | 158    | CCF   | \$262.90          | 1.6639        | 3.59%           |
| <b>Total Cost:</b>                                       |        |       | <b>\$7,323.34</b> |               |                 |



*Filters: Cost Center Name Not Equal To DoNotReport; Site Name Not Equal To DoNotReport; Billing Period Equal To 200903*

# elpaso

Energy CAP

Cost Avoidance Program

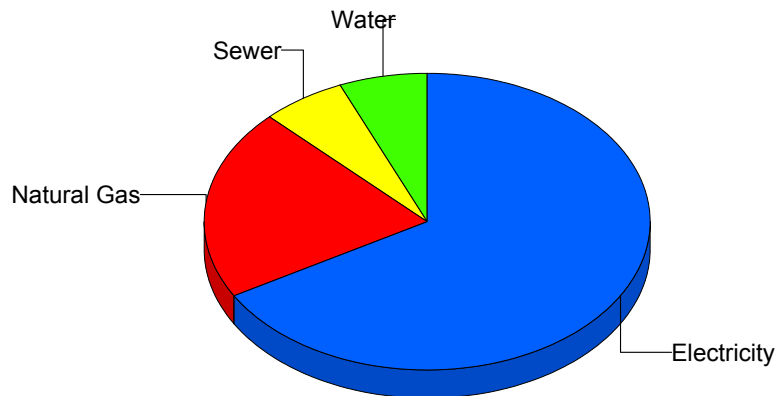
## Cost Summary Graph

Grouped by Energy Type

| Energy Type                                 | Use   | Units | Total Cost | Avg Unit Cost | % of Total Cost |
|---|-------|-------|------------|---------------|-----------------|
| Site: HERCULES COTTAGES - HERCULES COTTAGES |       |       |            |               |                 |
| Electricity                                 | 3,468 | KWH   | \$655.94   | 0.1891        | 66.58%          |
| Natural Gas                                 | 75    | CCF   | \$207.12   | 2.7616        | 21.02%          |
| Water                                       | 21    | CCF   | \$62.55    | 2.9786        | 6.35%           |
| Sewer                                       | 23    | CCF   | \$59.54    | 2.5887        | 6.04%           |

Total Cost: \$985.15

For HERCULES  
COTTAGES



Filters: Cost Center Name Not Equal To DoNotReport; Site Name Not Equal To DoNotReport; Billing Period Equal To 200903



# elpaso

Energy CAP

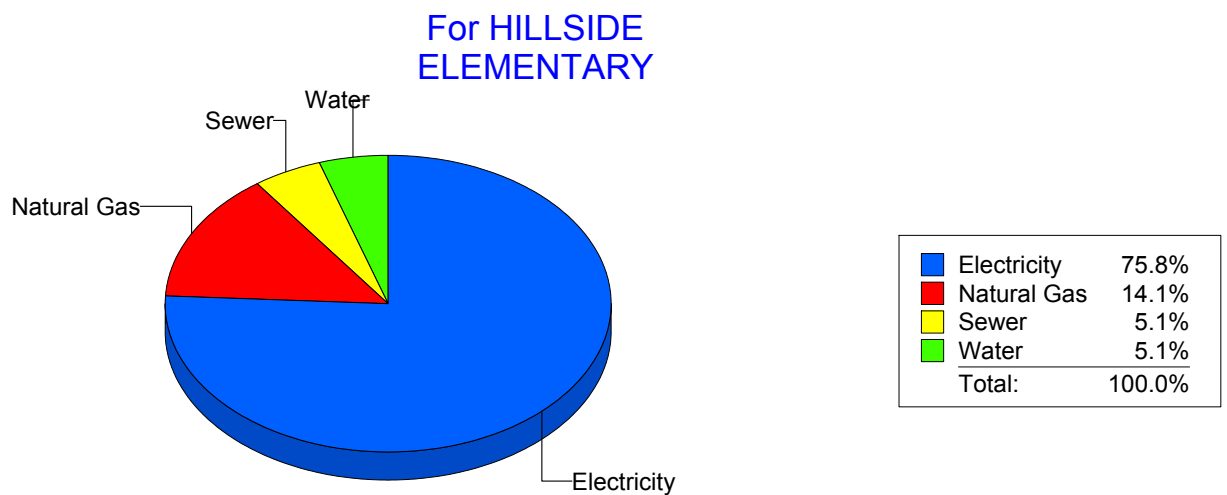
Cost Avoidance Program

## Cost Summary Graph

Grouped by Energy Type

| Energy Type                                     | Use    | Units | Total Cost | Avg Unit Cost | % of Total Cost |
|---|--------|-------|------------|---------------|-----------------|
| Site: HILLSIDE ELEMENTARY - HILLSIDE ELEMENTARY |        |       |            |               |                 |
| Electricity                                     | 35,136 | KWH   | \$5,933.71 | 0.1689        | 75.78%          |
| Natural Gas                                     | 1,504  | CCF   | \$1,102.73 | 0.7332        | 14.08%          |
| Water   | 136    | CCF   | \$395.74   | 2.9099        | 5.05%           |
| Sewer   | 156    | CCF   | \$397.97   | 2.5511        | 5.08%           |

**Total Cost:** \$7,830.15



Filters: Cost Center Name Not Equal To DoNotReport; Site Name Not Equal To DoNotReport; Billing Period Equal To 200903

# elpaso

Energy CAP

Cost Avoidance Program

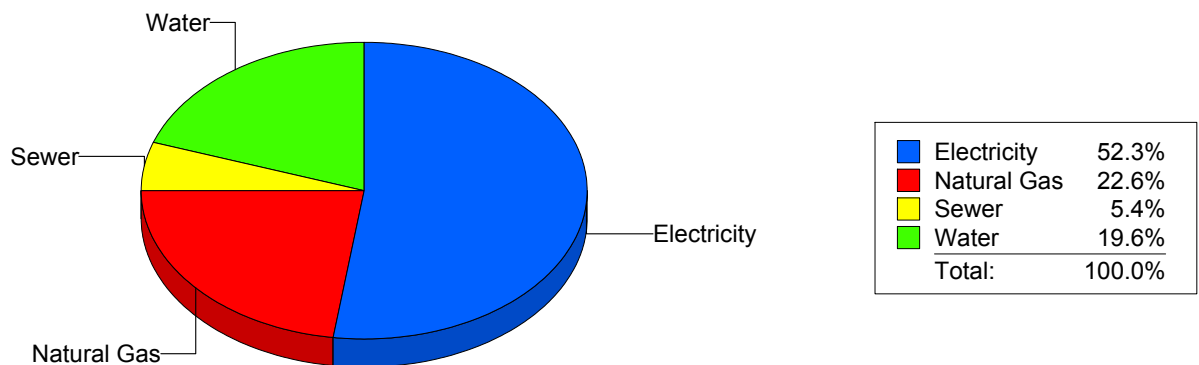
## Cost Summary Graph

Grouped by Energy Type

| Energy Type                                       | Use    | Units | Total Cost | Avg Unit Cost | % of Total Cost |
|---|--------|-------|------------|---------------|-----------------|
| Site: HOUSTON INTERMEDIATE - HOUSTON INTERMEDIATE |        |       |            |               |                 |
| Electricity                                       | 18,091 | KWH   | \$2,809.65 | 0.1553        | 52.34%          |
| Natural Gas                                       | 1,797  | CCF   | \$1,213.44 | 0.6753        | 22.60%          |
| Water   | 265    | CCF   | \$1,054.04 | 3.9775        | 19.63%          |
| Sewer   | 64     | CCF   | \$291.24   | 4.5506        | 5.43%           |

**Total Cost:** \$5,368.37

For HOUSTON  
INTERMEDIATE



Filters: Cost Center Name Not Equal To DoNotReport; Site Name Not Equal To DoNotReport; Billing Period Equal To 200903

# elpaso

Energy CAP

Cost Avoidance Program

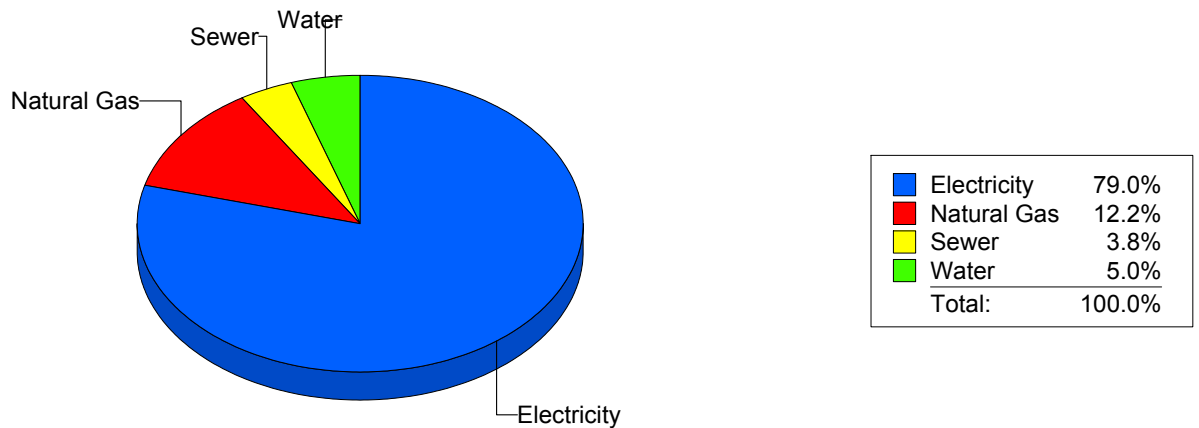
## Cost Summary Graph

Grouped by Energy Type

| Energy Type          | Use    | Units | Total Cost | Avg Unit Cost | % of Total Cost |
|----------------------|--------|-------|------------|---------------|-----------------|
| Site: MOYE - HR Moye |        |       |            |               |                 |
| Electricity          | 46,560 | KWH   | \$6,780.08 | 0.1456        | 79.03%          |
| Natural Gas          | 1,612  | CCF   | \$1,047.70 | 0.6499        | 12.21%          |
| Water                | 104    | CCF   | \$428.74   | 4.1225        | 5.00%           |
| Sewer                | 87     | CCF   | \$322.44   | 3.7062        | 3.76%           |

**Total Cost: \$8,578.96**

For HR Moye



Filters: Cost Center Name Not Equal To DoNotReport; Site Name Not Equal To DoNotReport; Billing Period Equal To 200903

# elpaso

Energy CAP

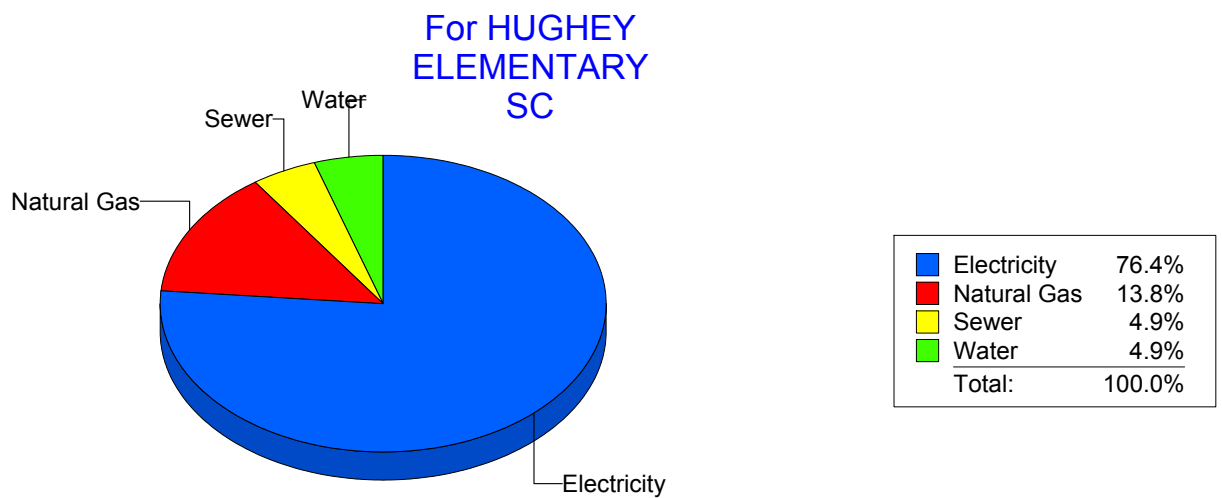
Cost Avoidance Program

## Cost Summary Graph

Grouped by Energy Type

| Energy Type                                       | Use    | Units | Total Cost | Avg Unit Cost | % of Total Cost |
|---|--------|-------|------------|---------------|-----------------|
| Site: HUGHEY ELEMENTARY SC - HUGHEY ELEMENTARY SC |        |       |            |               |                 |
| Electricity                                       | 19,920 | KWH   | \$3,755.17 | 0.1885        | 76.36%          |
| Natural Gas                                       | 1,029  | CCF   | \$680.41   | 0.6612        | 13.84%          |
| Water   | 123    | CCF   | \$240.98   | 1.9592        | 4.90%           |
| Sewer   | 141    | CCF   | \$241.31   | 1.7114        | 4.91%           |

**Total Cost:** \$4,917.87



Filters: Cost Center Name Not Equal To DoNotReport; Site Name Not Equal To DoNotReport; Billing Period Equal To 200903

# elpaso

Energy CAP

Cost Avoidance Program

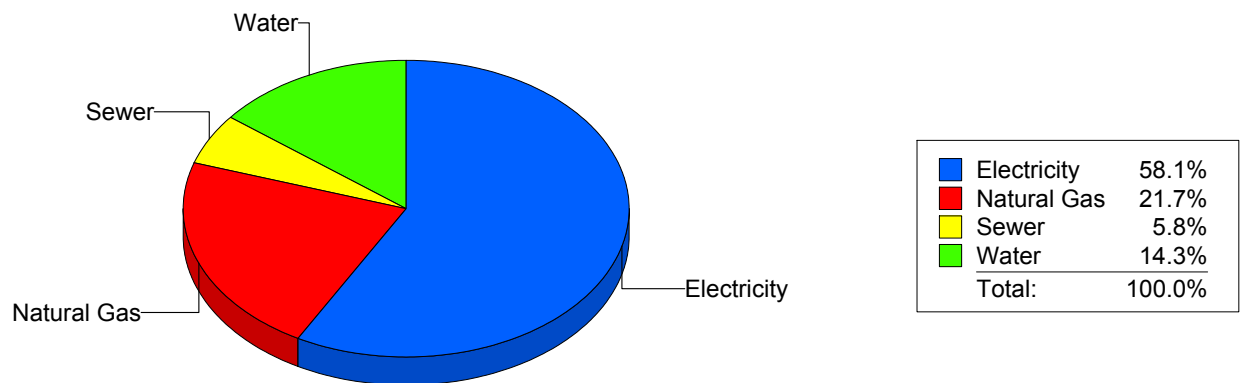
## Cost Summary Graph

Grouped by Energy Type

| Energy Type                                 | Use    | Units | Total Cost  | Avg Unit Cost | % of Total Cost |
|---|--------|-------|-------------|---------------|-----------------|
| Site: IRVIN HIGH SCHOOL - IRVIN HIGH SCHOOL |        |       |             |               |                 |
| Electricity                                 | 92,618 | KWH   | \$12,994.34 | 0.1403        | 58.13%          |
| Natural Gas                                 | 7,688  | CCF   | \$4,859.97  | 0.6322        | 21.74%          |
| Water                                       | 1,778  | CCF   | \$3,200.54  | 1.8001        | 14.32%          |
| Sewer                                       | 914    | CCF   | \$1,298.39  | 1.4206        | 5.81%           |

**Total Cost:** \$22,353.24

For IRVIN HIGH SCHOOL



Filters: Cost Center Name Not Equal To DoNotReport; Site Name Not Equal To DoNotReport; Billing Period Equal To 200903

# elpaso

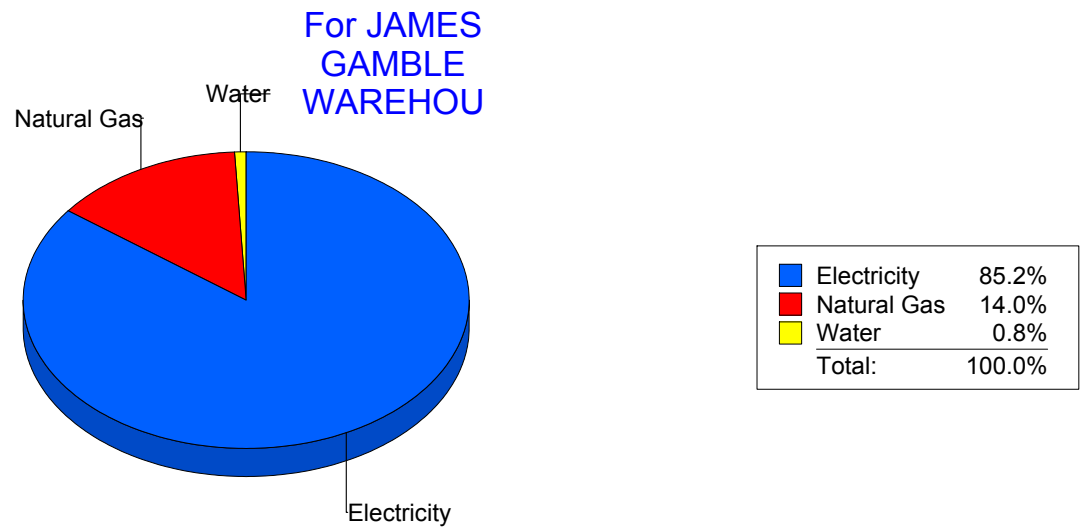
Energy CAP

Cost Avoidance Program

## Cost Summary Graph

Grouped by Energy Type

| Energy Type                                       | Use    | Units | Total Cost | Avg Unit Cost | % of Total Cost |
|---|--------|-------|------------|---------------|-----------------|
| Site: JAMES GAMBLE WAREHOU - JAMES GAMBLE WAREHOU |        |       |            |               |                 |
| Electricity                                       | 26,400 | KWH   | \$3,793.69 | 0.1437        | 85.17%          |
| Natural Gas                                       | 689    | CCF   | \$624.23   | 0.9060        | 14.01%          |
| Water   | 0      | CCF   | \$36.36    | 0.0000        | 0.82%           |
| Total Cost:                                       |        |       | \$4,454.28 |               |                 |



Filters: Cost Center Name Not Equal To DoNotReport; Site Name Not Equal To DoNotReport; Billing Period Equal To 200903

# elpaso

Energy CAP

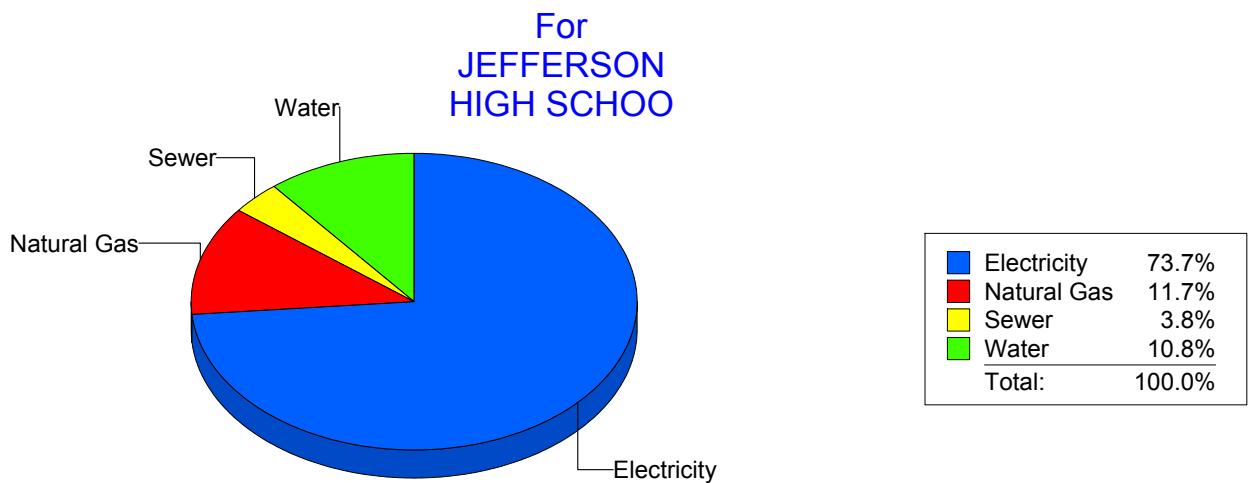
Cost Avoidance Program

## Cost Summary Graph

Grouped by Energy Type

| Energy Type                                       | Use    | Units | Total Cost  | Avg Unit Cost | % of Total Cost |
|---|--------|-------|-------------|---------------|-----------------|
| Site: JEFFERSON HIGH SCHOO - JEFFERSON HIGH SCHOO |        |       |             |               |                 |
| Electricity                                       | 81,986 | KWH   | \$12,647.70 | 0.1543        | 73.74%          |
| Natural Gas                                       | 2,813  | CCF   | \$2,002.85  | 0.7120        | 11.68%          |
| Water   | 691    | CCF   | \$1,856.57  | 2.6868        | 10.82%          |
| Sewer   | 236    | CCF   | \$644.27    | 2.7300        | 3.76%           |

**Total Cost:** \$17,151.39



Filters: Cost Center Name Not Equal To DoNotReport; Site Name Not Equal To DoNotReport; Billing Period Equal To 200903

**el Paso**

Energy CAP

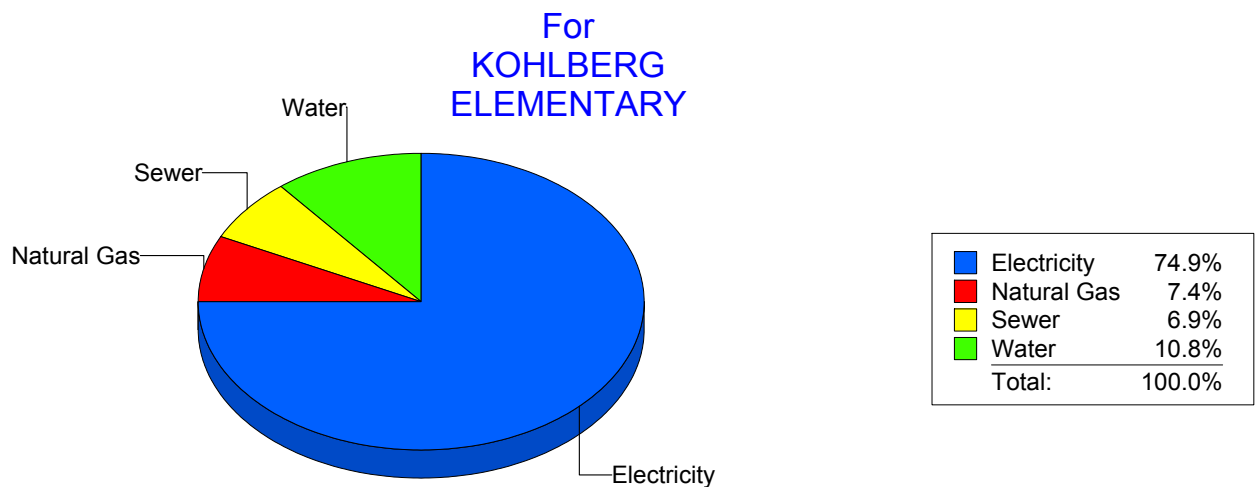
Cost Avoidance Program

**Cost Summary Graph**

Grouped by Energy Type

| Energy Type  | Use    | Units | Total Cost | Avg Unit Cost | % of Total Cost |
|--|--------|-------|------------|---------------|-----------------|
| <b>Site: KOHLBERG ELEMENTARY - KOHLBERG ELEMENTARY</b> |        |       |            |               |                 |
| Electricity  | 41,500 | KWH   | \$7,014.86 | 0.1690        | 74.88%          |
| Natural Gas  | 1,051  | CCF   | \$694.27   | 0.6606        | 7.41%           |
| Water  | 567    | CCF   | \$1,011.48 | 1.7839        | 10.80%          |
| Sewer  | 363    | CCF   | \$648.10   | 1.7854        | 6.92%           |

**Total Cost: \$9,368.71**



*Filters: Cost Center Name Not Equal To DoNotReport; Site Name Not Equal To DoNotReport; Billing Period Equal To 200903*



# elpaso

Energy CAP

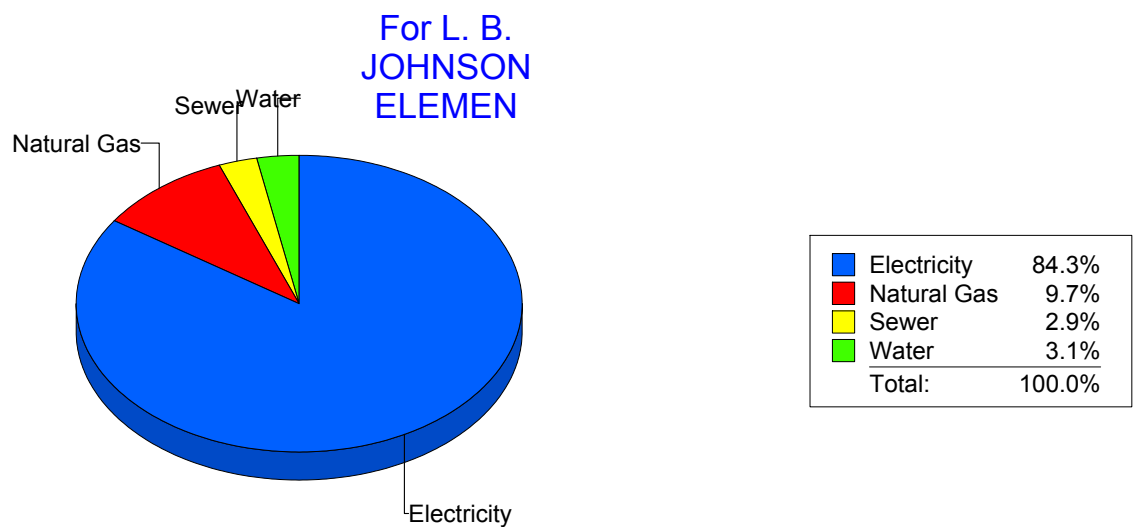
Cost Avoidance Program

## Cost Summary Graph

Grouped by Energy Type

| Energy Type                                       | Use    | Units | Total Cost | Avg Unit Cost | % of Total Cost |
|---|--------|-------|------------|---------------|-----------------|
| Site: L. B. JOHNSON ELEMEN - L. B. JOHNSON ELEMEN |        |       |            |               |                 |
| Electricity                                       | 50,150 | KWH   | \$8,065.45 | 0.1608        | 84.35%          |
| Natural Gas                                       | 1,370  | CCF   | \$927.88   | 0.6773        | 9.70%           |
| Water   | 126    | CCF   | \$292.81   | 2.3239        | 3.06%           |
| Sewer   | 109    | CCF   | \$276.04   | 2.5325        | 2.89%           |

**Total Cost: \$9,562.18**



*Filters: Cost Center Name Not Equal To DoNotReport; Site Name Not Equal To DoNotReport; Billing Period Equal To 200903*

# elpaso

Energy CAP

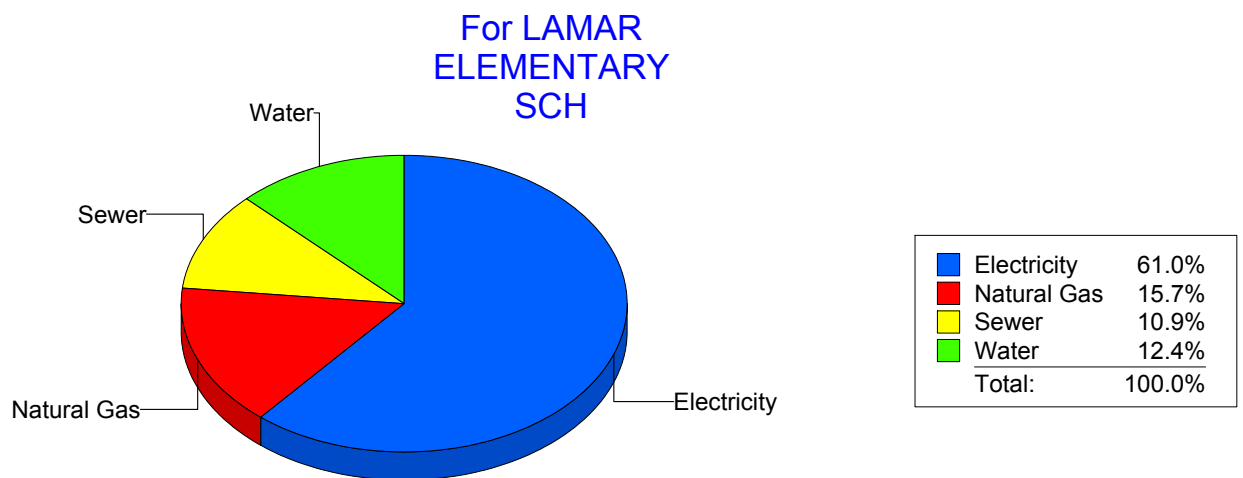
Cost Avoidance Program

## Cost Summary Graph

Grouped by Energy Type

| Energy Type                                       | Use    | Units | Total Cost | Avg Unit Cost | % of Total Cost |
|---|--------|-------|------------|---------------|-----------------|
| Site: LAMAR ELEMENTARY SCH - LAMAR ELEMENTARY SCH |        |       |            |               |                 |
| Electricity                                       | 22,500 | KWH   | \$3,499.89 | 0.1556        | 61.00%          |
| Natural Gas                                       | 1,288  | CCF   | \$900.77   | 0.6994        | 15.70%          |
| Water   | 274    | CCF   | \$712.26   | 2.5995        | 12.41%          |
| Sewer   | 226    | CCF   | \$624.48   | 2.7632        | 10.88%          |

**Total Cost: \$5,737.40**



*Filters: Cost Center Name Not Equal To DoNotReport; Site Name Not Equal To DoNotReport; Billing Period Equal To 200903*

# elpaso

Energy CAP

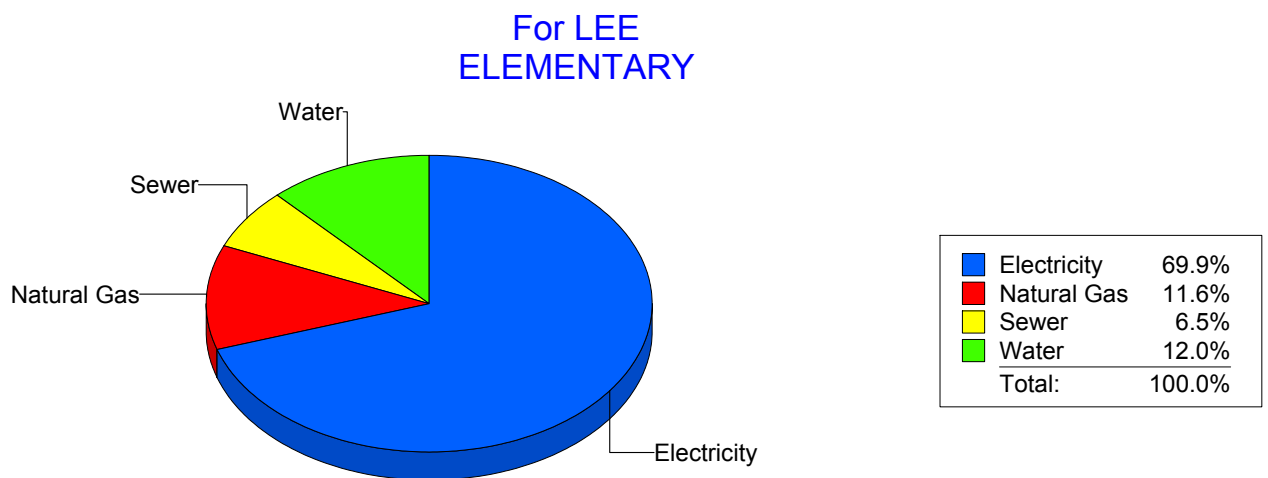
Cost Avoidance Program

## Cost Summary Graph

Grouped by Energy Type

| Energy Type                           | Use    | Units | Total Cost | Avg Unit Cost | % of Total Cost |
|---------------------------------------|--------|-------|------------|---------------|-----------------|
| Site: LEE ELEMENTARY - LEE ELEMENTARY |        |       |            |               |                 |
| Electricity                           | 26,652 | KWH   | \$4,481.54 | 0.1682        | 69.94%          |
| Natural Gas                           | 1,043  | CCF   | \$741.29   | 0.7107        | 11.57%          |
| Water                                 | 190    | CCF   | \$767.12   | 4.0375        | 11.97%          |
| Sewer                                 | 107    | CCF   | \$417.54   | 3.9022        | 6.52%           |

**Total Cost: \$6,407.49**



*Filters: Cost Center Name Not Equal To DoNotReport; Site Name Not Equal To DoNotReport; Billing Period Equal To 200903*

# elpaso

Energy CAP

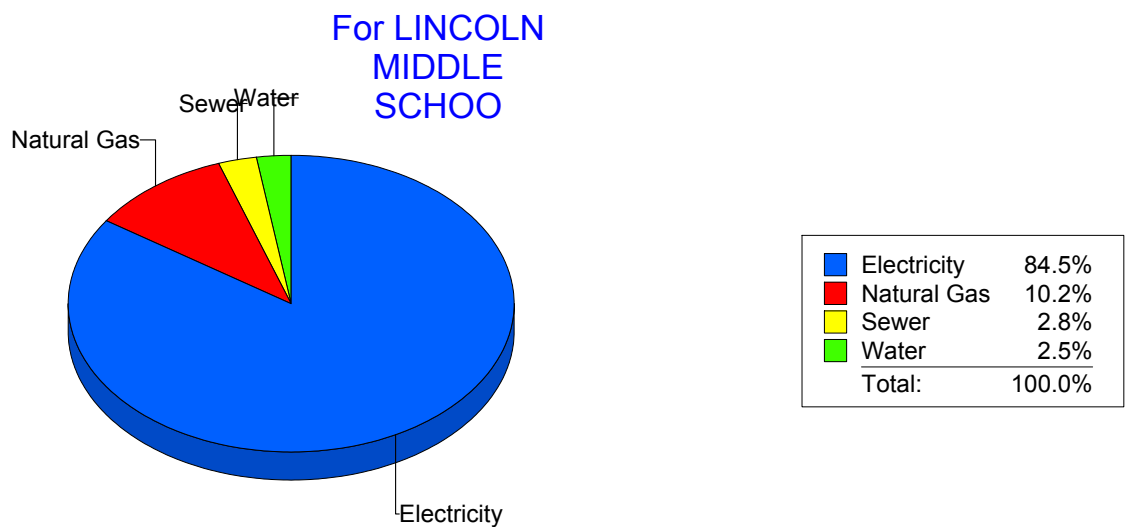
Cost Avoidance Program

## Cost Summary Graph

Grouped by Energy Type

| Energy Type                                       | Use    | Units | Total Cost  | Avg Unit Cost | % of Total Cost |
|---|--------|-------|-------------|---------------|-----------------|
| Site: LINCOLN MIDDLE SCHOO - LINCOLN MIDDLE SCHOO |        |       |             |               |                 |
| Electricity                                       | 77,900 | KWH   | \$13,525.40 | 0.1736        | 84.48%          |
| Natural Gas                                       | 2,550  | CCF   | \$1,638.62  | 0.6426        | 10.23%          |
| Water   | 187    | CCF   | \$396.34    | 2.1195        | 2.48%           |
| Sewer   | 246    | CCF   | \$450.03    | 1.8294        | 2.81%           |

**Total Cost: \$16,010.39**



*Filters: Cost Center Name Not Equal To DoNotReport; Site Name Not Equal To DoNotReport; Billing Period Equal To 200903*

# el Paso

Energy CAP

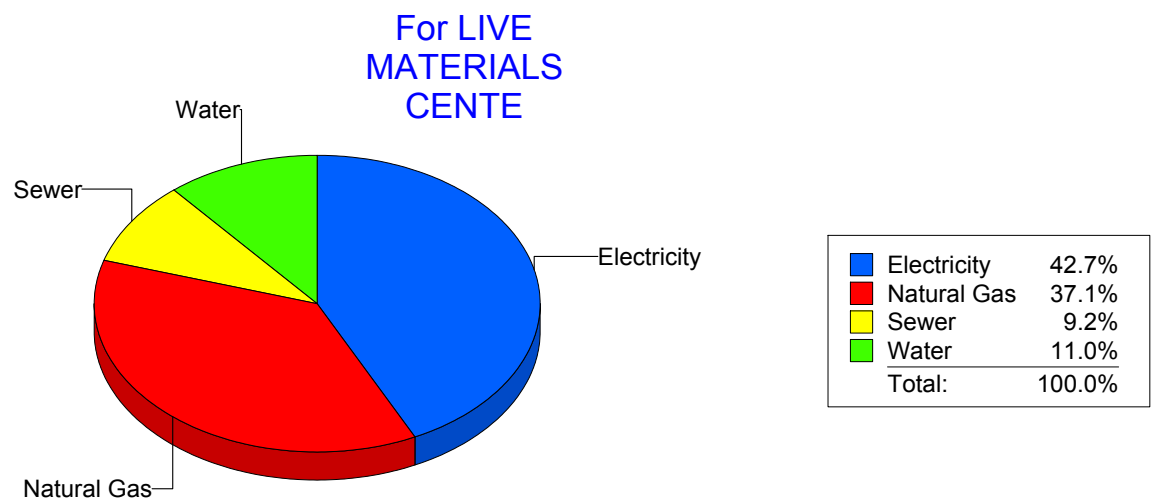
Cost Avoidance Program

## Cost Summary Graph

Grouped by Energy Type

| Energy Type                                       | Use | Units   | Total Cost | Avg Unit Cost | % of Total Cost |
|---|-----|---------|------------|---------------|-----------------|
| Site: LIVE MATERIALS CENTE - LIVE MATERIALS CENTE |     |         |            |               |                 |
| Electricity                                       |     | 417 KWH | \$99.64    | 0.2389        | 42.66%          |
| Natural Gas                                       |     | 39 CCF  | \$86.68    | 2.2226        | 37.11%          |
| Water   |     | 3 CCF   | \$25.75    | 8.5833        | 11.03%          |
| Sewer   |     | 2 CCF   | \$21.49    | 10.7450       | 9.20%           |

Total Cost: \$233.56



Filters: Cost Center Name Not Equal To DoNotReport; Site Name Not Equal To DoNotReport; Billing Period Equal To 200903

**elpaso**

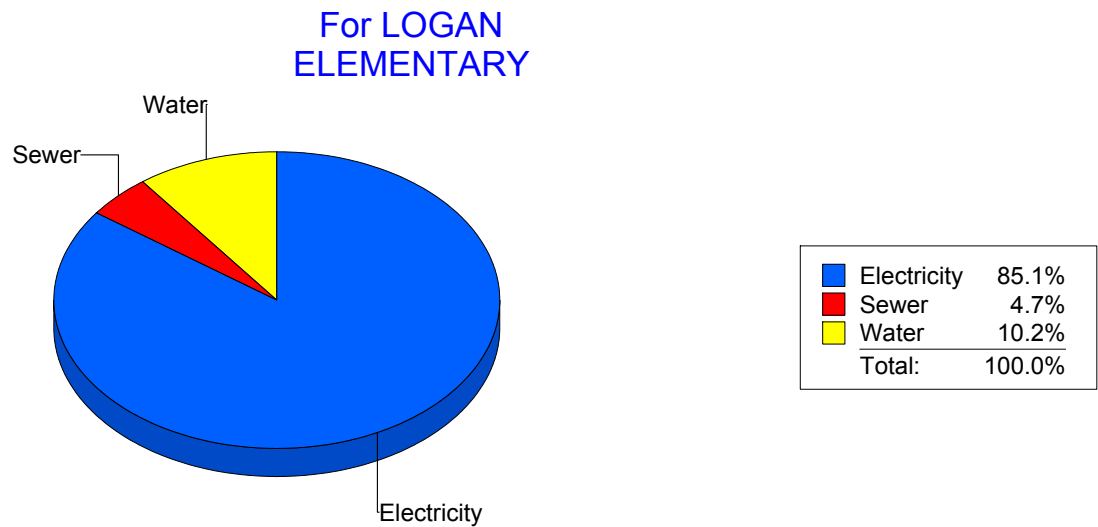
Energy CAP

Cost Avoidance Program

**Cost Summary Graph**

Grouped by Energy Type

| Energy Type                                      | Use    | Units | Total Cost        | Avg Unit Cost | % of Total Cost |
|--|--------|-------|-------------------|---------------|-----------------|
| <b>Site: LOGAN ELEMENTARY - LOGAN ELEMENTARY</b> |        |       |                   |               |                 |
| Electricity                                      | 24,100 | KWH   | \$3,514.75        | 0.1458        | 85.09%          |
| Water  | 204    | CCF   | \$422.78          | 2.0725        | 10.24%          |
| Sewer  | 103    | CCF   | \$193.05          | 1.8743        | 4.67%           |
| <b>Total Cost:</b>                               |        |       | <b>\$4,130.58</b> |               |                 |



*Filters: Cost Center Name Not Equal To DoNotReport; Site Name Not Equal To DoNotReport; Billing Period Equal To 200903*

# elpaso

Energy CAP

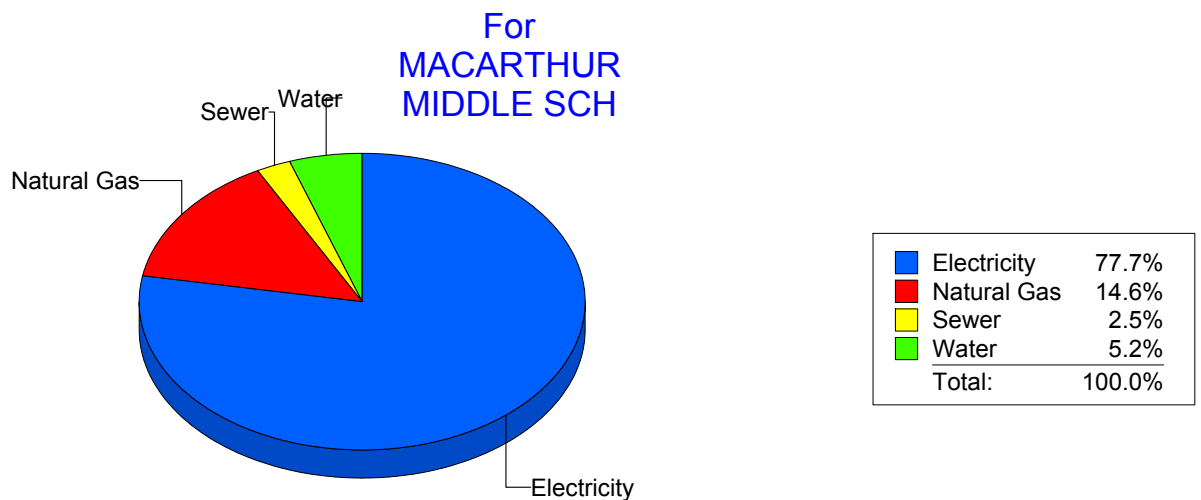
Cost Avoidance Program

## Cost Summary Graph

Grouped by Energy Type

| Energy Type  | Use    | Units | Total Cost | Avg Unit Cost | % of Total Cost |
|--|--------|-------|------------|---------------|-----------------|
| <b>Site: MACARTHUR MIDDLE SCH - MACARTHUR MIDDLE SCH</b> |        |       |            |               |                 |
| Electricity  | 50,720 | KWH   | \$8,088.94 | 0.1595        | 77.67%          |
| Natural Gas  | 2,367  | CCF   | \$1,523.33 | 0.6436        | 14.63%          |
| Water  | 176    | CCF   | \$538.57   | 3.0601        | 5.17%           |
| Sewer  | 99     | CCF   | \$263.34   | 2.6600        | 2.53%           |

**Total Cost: \$10,414.18**



*Filters: Cost Center Name Not Equal To DoNotReport; Site Name Not Equal To DoNotReport; Billing Period Equal To 200903*

# elpaso

Energy CAP

Cost Avoidance Program

## Cost Summary Graph

Grouped by Energy Type

| Energy Type                                       | Use    | Units | Total Cost | Avg Unit Cost | % of Total Cost |
|---|--------|-------|------------|---------------|-----------------|
| Site: MAGOFFIN MIDDLE SCHO - MAGOFFIN MIDDLE SCHO |        |       |            |               |                 |
| Electricity                                       | 14,901 | KWH   | \$2,513.56 | 0.1687        | 53.73%          |
| Natural Gas                                       | 928    | CCF   | \$963.99   | 1.0388        | 20.60%          |
| Water   | 131    | CCF   | \$602.91   | 4.6024        | 12.89%          |
| Sewer   | 304    | CCF   | \$598.03   | 1.9672        | 12.78%          |

Total Cost: \$4,678.49

For MAGOFFIN  
MIDDLE SCHO



|             |        |
|-------------|--------|
| Electricity | 53.7%  |
| Natural Gas | 20.6%  |
| Sewer       | 12.8%  |
| Water       | 12.9%  |
| Total:      | 100.0% |

Filters: Cost Center Name Not Equal To DoNotReport; Site Name Not Equal To DoNotReport; Billing Period Equal To 200903



# elpaso

Energy CAP

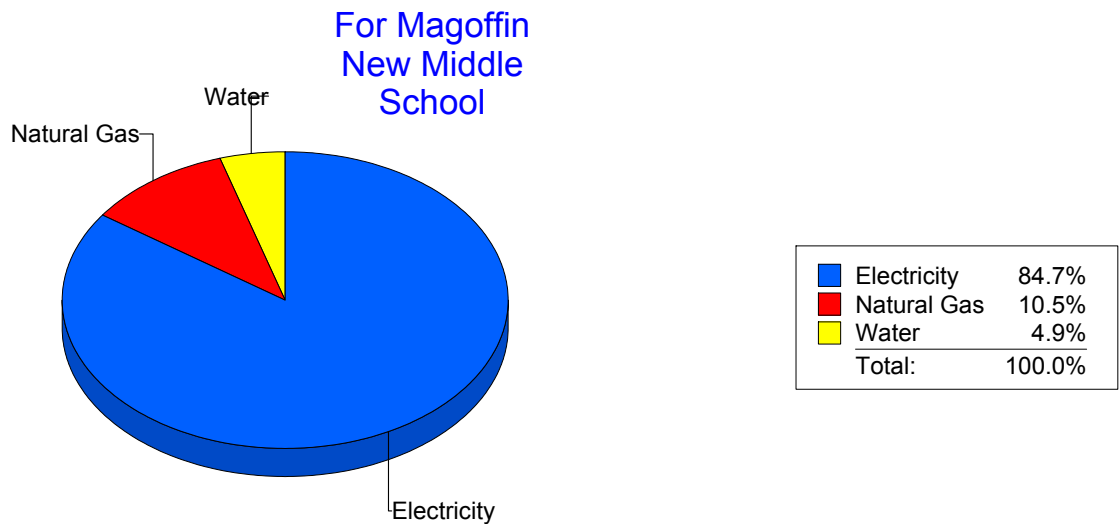
Cost Avoidance Program

## Cost Summary Graph

Grouped by Energy Type

| Energy Type   | Use    | Units | Total Cost  | Avg Unit Cost | % of Total Cost |
|---|--------|-------|-------------|---------------|-----------------|
| Site: MAGOFFINMIDDLESCHOOLN047 - Magoffin New Middle School |        |       |             |               |                 |
| Electricity   | 85,400 | KWH   | \$12,419.78 | 0.1454        | 84.66%          |
| Natural Gas   | 2,392  | CCF   | \$1,539.08  | 0.6434        | 10.49%          |
| Water   | 146    | CCF   | \$711.71    | 4.8747        | 4.85%           |

**Total Cost: \$14,670.57**



Filters: Cost Center Name Not Equal To DoNotReport; Site Name Not Equal To DoNotReport; Billing Period Equal To 200903

# elpaso

Energy CAP

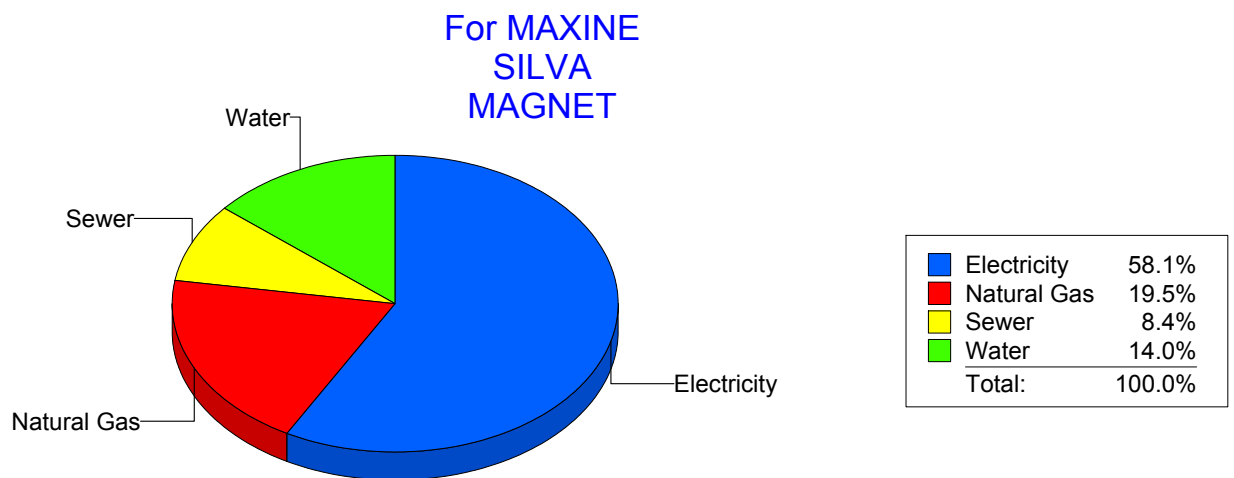
Cost Avoidance Program

## Cost Summary Graph

Grouped by Energy Type

| Energy Type                                     | Use    | Units | Total Cost | Avg Unit Cost | % of Total Cost |
|---|--------|-------|------------|---------------|-----------------|
| Site: MAXINE SILVA MAGNET - MAXINE SILVA MAGNET |        |       |            |               |                 |
| Electricity                                     | 38,100 | KWH   | \$5,616.66 | 0.1474        | 58.12%          |
| Natural Gas                                     | 2,935  | CCF   | \$1,881.17 | 0.6409        | 19.46%          |
| Water   | 833    | CCF   | \$1,354.87 | 1.6265        | 14.02%          |
| Sewer   | 531    | CCF   | \$811.98   | 1.5292        | 8.40%           |

**Total Cost: \$9,664.68**



*Filters: Cost Center Name Not Equal To DoNotReport; Site Name Not Equal To DoNotReport; Billing Period Equal To 200903*

# el paso

Energy CAP

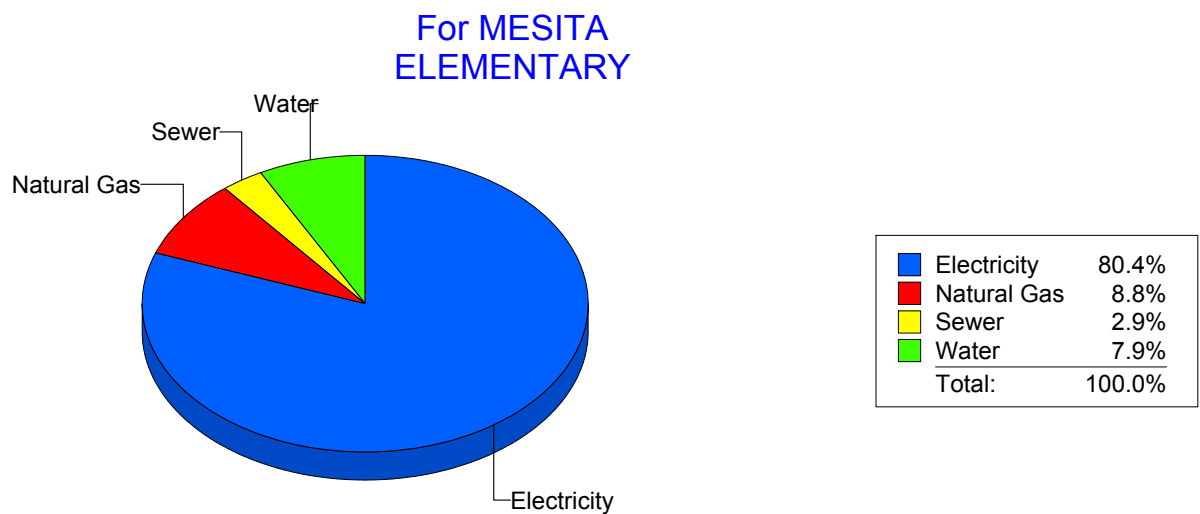
Cost Avoidance Program

## Cost Summary Graph

Grouped by Energy Type

| Energy Type                                 | Use    | Units | Total Cost | Avg Unit Cost | % of Total Cost |
|---|--------|-------|------------|---------------|-----------------|
| Site: MESITA ELEMENTARY - MESITA ELEMENTARY |        |       |            |               |                 |
| Electricity                                 | 54,240 | KWH   | \$8,903.69 | 0.1642        | 80.42%          |
| Natural Gas                                 | 1,442  | CCF   | \$973.88   | 0.6754        | 8.80%           |
| Water                                       | 202    | CCF   | \$876.21   | 4.3377        | 7.91%           |
| Sewer                                       | 83     | CCF   | \$317.36   | 3.8236        | 2.87%           |

Total Cost: \$11,071.14



Filters: Cost Center Name Not Equal To DoNotReport; Site Name Not Equal To DoNotReport; Billing Period Equal To 200903

**elpaso**

Energy CAP

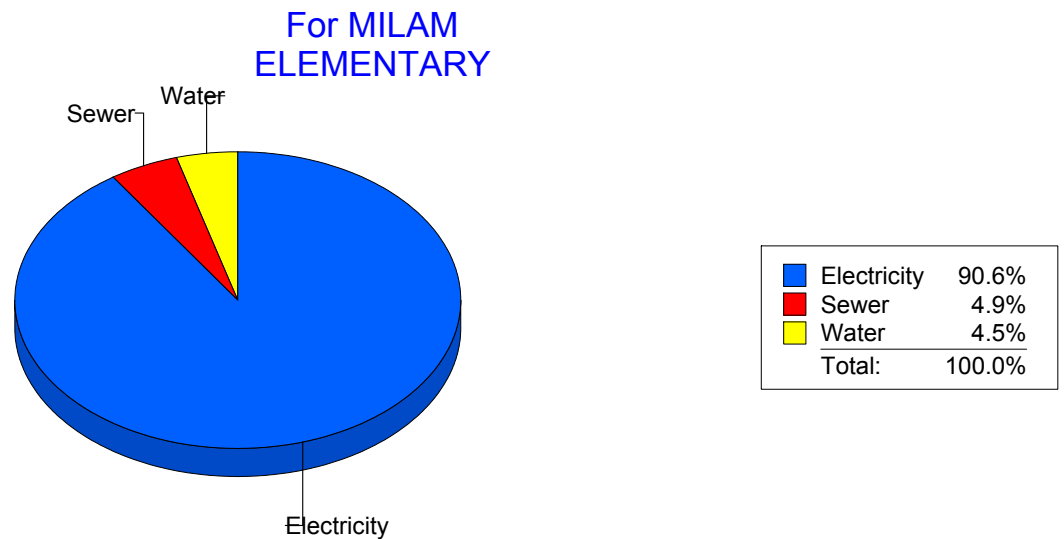
Cost Avoidance Program

**Cost Summary Graph**

Grouped by Energy Type

| Energy Type                                      | Use    | Units | Total Cost | Avg Unit Cost | % of Total Cost |
|--|--------|-------|------------|---------------|-----------------|
| <b>Site: MILAM ELEMENTARY - MILAM ELEMENTARY</b> |        |       |            |               |                 |
| Electricity                                      | 24,360 | KWH   | \$4,262.76 | 0.1750        | 90.60%          |
| Water  | 59     | CCF   | \$210.74   | 3.5719        | 4.48%           |
| Sewer  | 74     | CCF   | \$231.59   | 3.1296        | 4.92%           |

**Total Cost: \$4,705.09**



*Filters: Cost Center Name Not Equal To DoNotReport; Site Name Not Equal To DoNotReport; Billing Period Equal To 200903*

# elpaso

Energy CAP

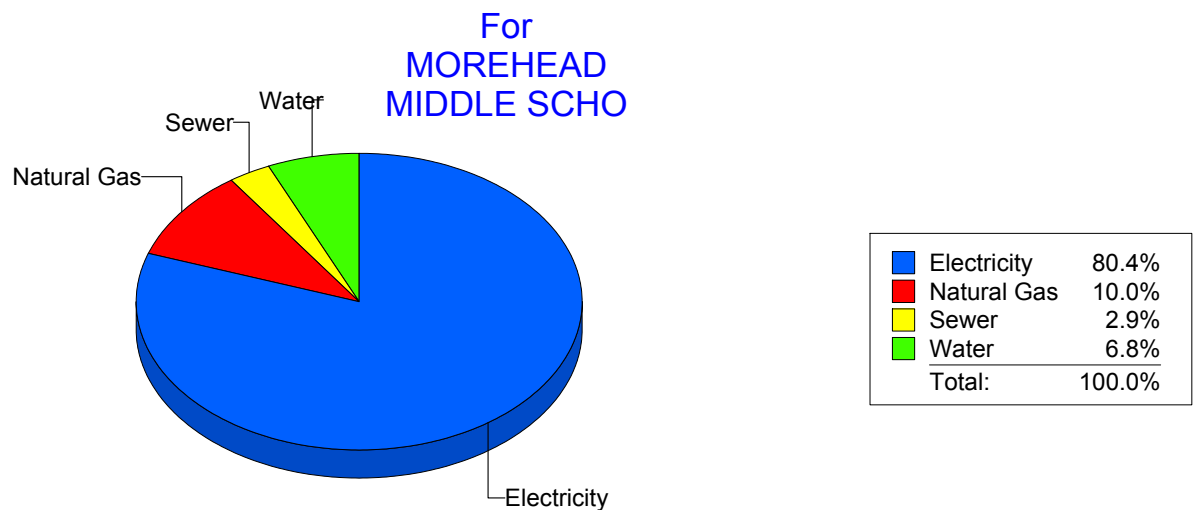
Cost Avoidance Program

## Cost Summary Graph

Grouped by Energy Type

| Energy Type                                       | Use    | Units | Total Cost  | Avg Unit Cost | % of Total Cost |
|---|--------|-------|-------------|---------------|-----------------|
| Site: MOREHEAD MIDDLE SCHO - MOREHEAD MIDDLE SCHO |        |       |             |               |                 |
| Electricity                                       | 72,785 | KWH   | \$11,151.15 | 0.1532        | 80.36%          |
| Natural Gas                                       | 2,147  | CCF   | \$1,384.74  | 0.6450        | 9.98%           |
| Water   | 665    | CCF   | \$939.33    | 1.4125        | 6.77%           |
| Sewer   | 149    | CCF   | \$401.18    | 2.6925        | 2.89%           |

**Total Cost: \$13,876.40**



Filters: Cost Center Name Not Equal To DoNotReport; Site Name Not Equal To DoNotReport; Billing Period Equal To 200903

# elpaso

Energy CAP

Cost Avoidance Program

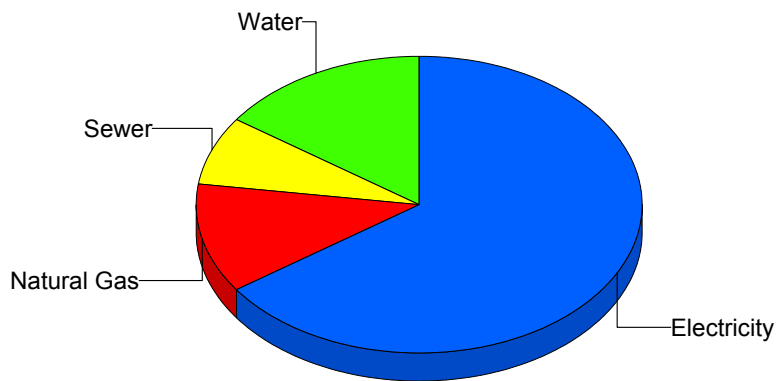
## Cost Summary Graph

Grouped by Energy Type

| Energy Type                                 | Use    | Units | Total Cost | Avg Unit Cost | % of Total Cost |
|---|--------|-------|------------|---------------|-----------------|
| Site: NEWMAN ELEMENTARY - NEWMAN ELEMENTARY |        |       |            |               |                 |
| Electricity                                 | 19,186 | KWH   | \$3,363.70 | 0.1753        | 65.18%          |
| Natural Gas                                 | 854    | CCF   | \$628.12   | 0.7355        | 12.17%          |
| Water                                       | 397    | CCF   | \$790.17   | 1.9904        | 15.31%          |
| Sewer                                       | 210    | CCF   | \$378.42   | 1.8020        | 7.33%           |

Total Cost: \$5,160.41

For NEWMAN  
ELEMENTARY



|             |        |
|-------------|--------|
| Electricity | 65.2%  |
| Natural Gas | 12.2%  |
| Sewer       | 7.3%   |
| Water       | 15.3%  |
| Total:      | 100.0% |

Filters: Cost Center Name Not Equal To DoNotReport; Site Name Not Equal To DoNotReport; Billing Period Equal To 200903

# elpaso

Energy CAP

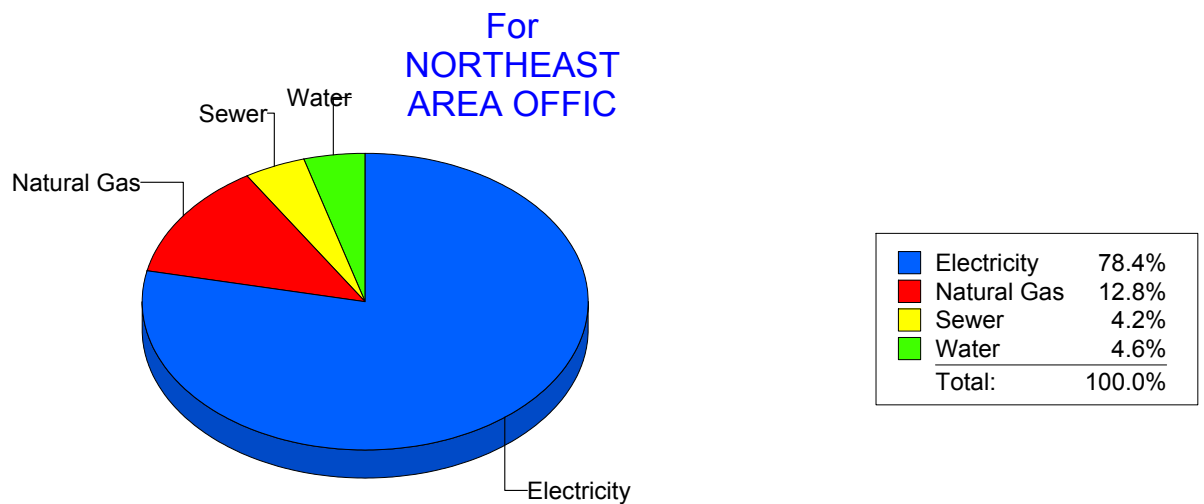
Cost Avoidance Program

## Cost Summary Graph

Grouped by Energy Type

| Energy Type                                       | Use   | Units | Total Cost | Avg Unit Cost | % of Total Cost |
|---|-------|-------|------------|---------------|-----------------|
| Site: NORTHEAST AREA OFFIC - NORTHEAST AREA OFFIC |       |       |            |               |                 |
| Electricity                                       | 4,760 | KWH   | \$911.89   | 0.1916        | 78.44%          |
| Natural Gas                                       | 90    | CCF   | \$148.40   | 1.6489        | 12.76%          |
| Water   | 7     | CCF   | \$52.95    | 7.5643        | 4.55%           |
| Sewer   | 6     | CCF   | \$49.33    | 8.2217        | 4.24%           |

**Total Cost: \$1,162.57**



*Filters: Cost Center Name Not Equal To DoNotReport; Site Name Not Equal To DoNotReport; Billing Period Equal To 200903*

# elpaso

Energy CAP

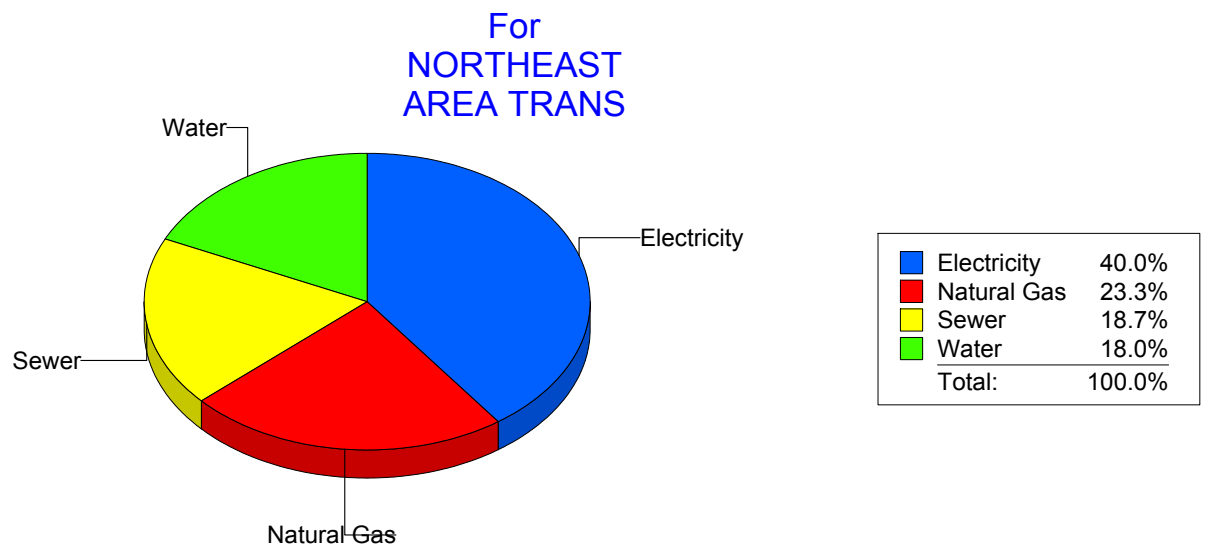
Cost Avoidance Program

## Cost Summary Graph

Grouped by Energy Type

| Energy Type  | Use   | Units | Total Cost | Avg Unit Cost | % of Total Cost |
|--|-------|-------|------------|---------------|-----------------|
| <b>Site: NORTHEAST AREA TRANS - NORTHEAST AREA TRANS</b> |       |       |            |               |                 |
| Electricity  | 4,853 | KWH   | \$657.65   | 0.1355        | 39.96%          |
| Natural Gas  | 514   | CCF   | \$383.36   | 0.7458        | 23.29%          |
| Water  | 71    | CCF   | \$296.43   | 4.1751        | 18.01%          |
| Sewer  | 76    | CCF   | \$308.47   | 4.0588        | 18.74%          |

**Total Cost: \$1,645.91**



*Filters: Cost Center Name Not Equal To DoNotReport; Site Name Not Equal To DoNotReport; Billing Period Equal To 200903*



# el paso

Energy CAP

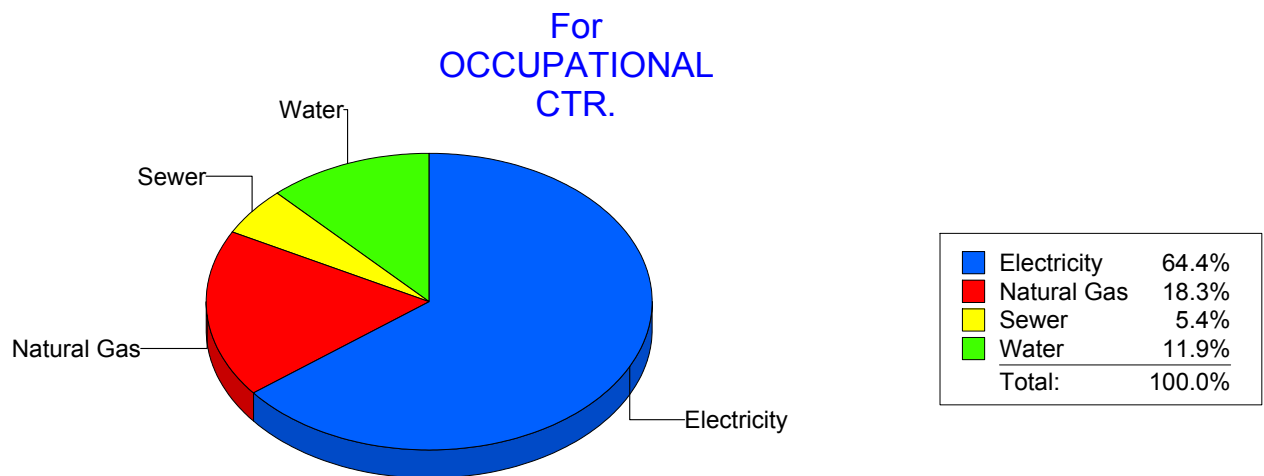
Cost Avoidance Program

## Cost Summary Graph

Grouped by Energy Type

| Energy Type                                 | Use   | Units | Total Cost | Avg Unit Cost | % of Total Cost |
|---|-------|-------|------------|---------------|-----------------|
| Site: OCCUPATIONAL CTR. - OCCUPATIONAL CTR. |       |       |            |               |                 |
| Electricity                                 | 5,600 | KWH   | \$881.73   | 0.1575        | 64.39%          |
| Natural Gas                                 | 352   | CCF   | \$250.90   | 0.7128        | 18.32%          |
| Water                                       | 35    | CCF   | \$163.17   | 4.6620        | 11.92%          |
| Sewer                                       | 19    | CCF   | \$73.61    | 3.8742        | 5.38%           |

**Total Cost:** \$1,369.41



Filters: Cost Center Name Not Equal To DoNotReport; Site Name Not Equal To DoNotReport; Billing Period Equal To 200903

# elpaso

Energy CAP

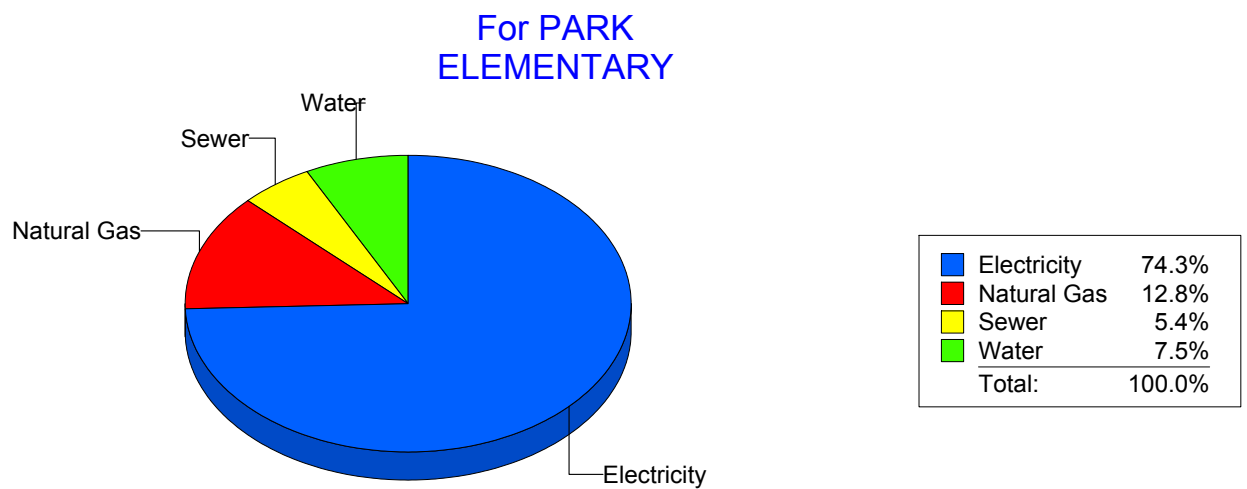
Cost Avoidance Program

## Cost Summary Graph

Grouped by Energy Type

| Energy Type                                    | Use    | Units | Total Cost | Avg Unit Cost | % of Total Cost |
|--|--------|-------|------------|---------------|-----------------|
| <b>Site: PARK ELEMENTARY - PARK ELEMENTARY</b> |        |       |            |               |                 |
| Electricity                                    | 24,076 | KWH   | \$4,417.35 | 0.1835        | 74.32%          |
| Natural Gas                                    | 994    | CCF   | \$762.73   | 0.7673        | 12.83%          |
| Water  | 178    | CCF   | \$445.17   | 2.5010        | 7.49%           |
| Sewer  | 114    | CCF   | \$318.74   | 2.7960        | 5.36%           |

**Total Cost: \$5,943.99**



*Filters: Cost Center Name Not Equal To DoNotReport; Site Name Not Equal To DoNotReport; Billing Period Equal To 200903*

# elpaso

Energy CAP

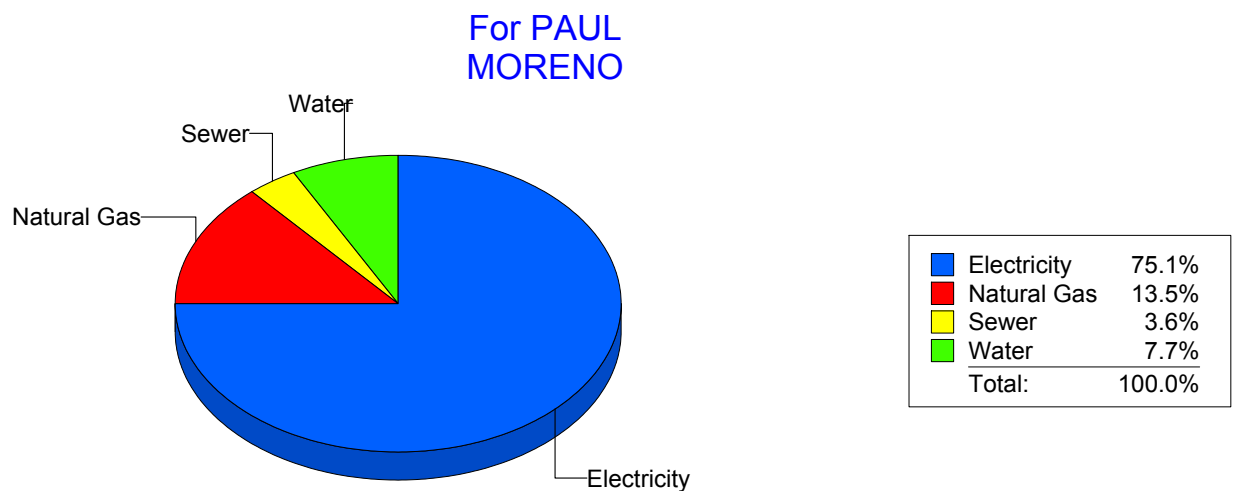
Cost Avoidance Program

## Cost Summary Graph

Grouped by Energy Type

| Energy Type                     | Use    | Units | Total Cost | Avg Unit Cost | % of Total Cost |
|---------------------------------|--------|-------|------------|---------------|-----------------|
| Site: PAUL MORENO - PAUL MORENO |        |       |            |               |                 |
| Electricity                     | 47,400 | KWH   | \$6,766.06 | 0.1427        | 75.14%          |
| Natural Gas                     | 1,843  | CCF   | \$1,218.26 | 0.6610        | 13.53%          |
| Water                           | 187    | CCF   | \$697.53   | 3.7301        | 7.75%           |
| Sewer                           | 107    | CCF   | \$322.98   | 3.0185        | 3.59%           |

**Total Cost: \$9,004.83**



Filters: Cost Center Name Not Equal To DoNotReport; Site Name Not Equal To DoNotReport; Billing Period Equal To 200903

# elpaso

Energy CAP

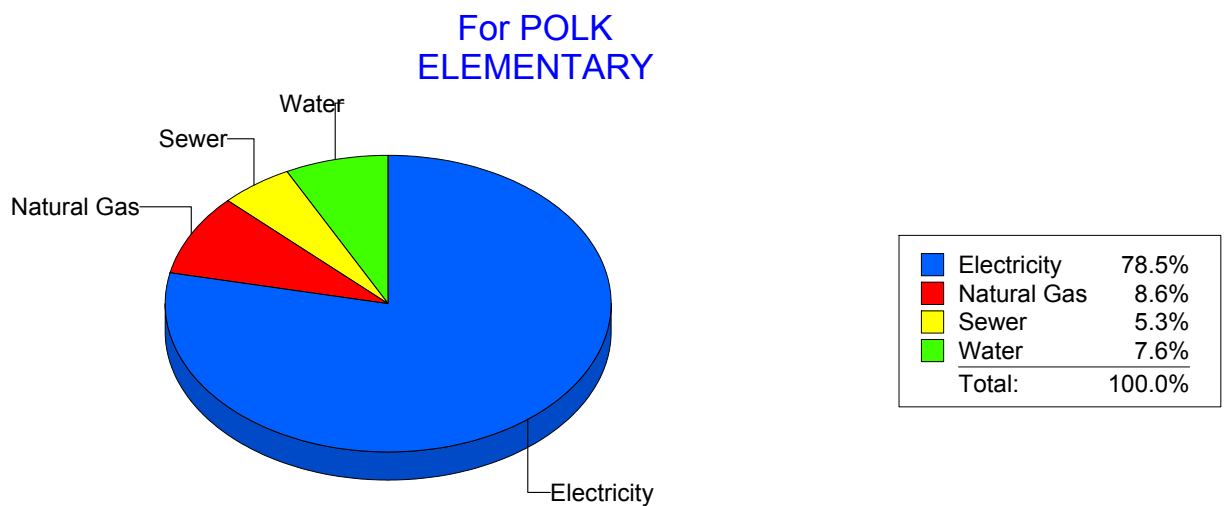
Cost Avoidance Program

## Cost Summary Graph

Grouped by Energy Type

| Energy Type                                    | Use    | Units | Total Cost | Avg Unit Cost | % of Total Cost |
|--|--------|-------|------------|---------------|-----------------|
| <b>Site: POLK ELEMENTARY - POLK ELEMENTARY</b> |        |       |            |               |                 |
| Electricity                                    | 26,200 | KWH   | \$5,208.80 | 0.1988        | 78.46%          |
| Natural Gas                                    | 806    | CCF   | \$572.74   | 0.7106        | 8.63%           |
| Water  | 263    | CCF   | \$506.54   | 1.9260        | 7.63%           |
| Sewer  | 168    | CCF   | \$350.97   | 2.0891        | 5.29%           |

**Total Cost: \$6,639.05**



*Filters: Cost Center Name Not Equal To DoNotReport; Site Name Not Equal To DoNotReport; Billing Period Equal To 200903*

**elpaso**

Energy CAP

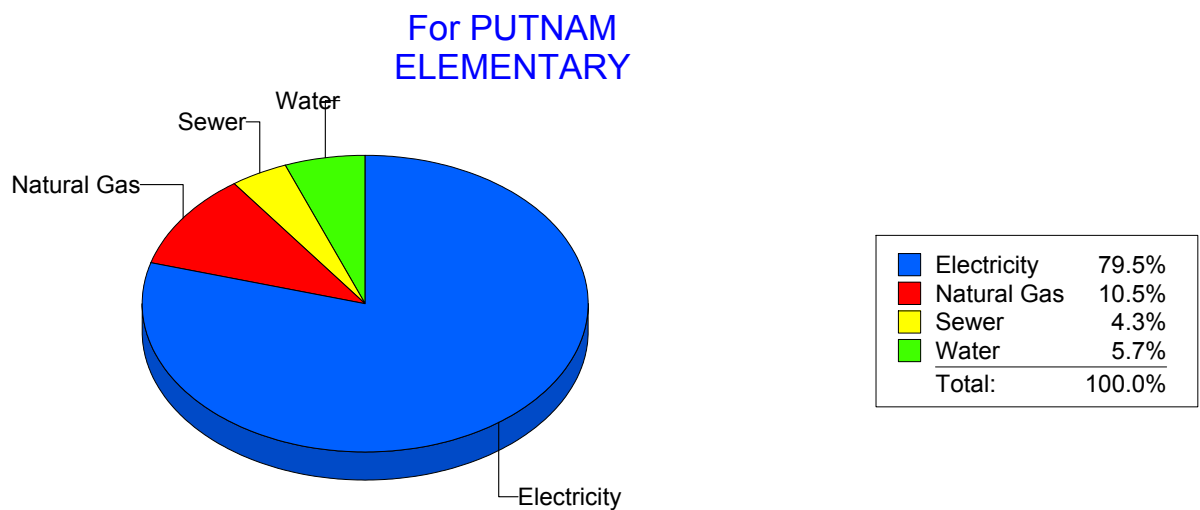
Cost Avoidance Program

**Cost Summary Graph**

Grouped by Energy Type

| Energy Type  | Use    | Units | Total Cost | Avg Unit Cost | % of Total Cost |
|--|--------|-------|------------|---------------|-----------------|
| <b>Site: PUTNAM ELEMENTARY - PUTNAM ELEMENTARY</b> |        |       |            |               |                 |
| Electricity  | 25,533 | KWH   | \$4,350.21 | 0.1704        | 79.55%          |
| Natural Gas  | 828    | CCF   | \$573.29   | 0.6924        | 10.48%          |
| Water  | 171    | CCF   | \$312.49   | 1.8274        | 5.71%           |
| Sewer  | 126    | CCF   | \$232.74   | 1.8471        | 4.26%           |

**Total Cost: \$5,468.73**



*Filters: Cost Center Name Not Equal To DoNotReport; Site Name Not Equal To DoNotReport; Billing Period Equal To 200903*

# elpaso

Energy CAP

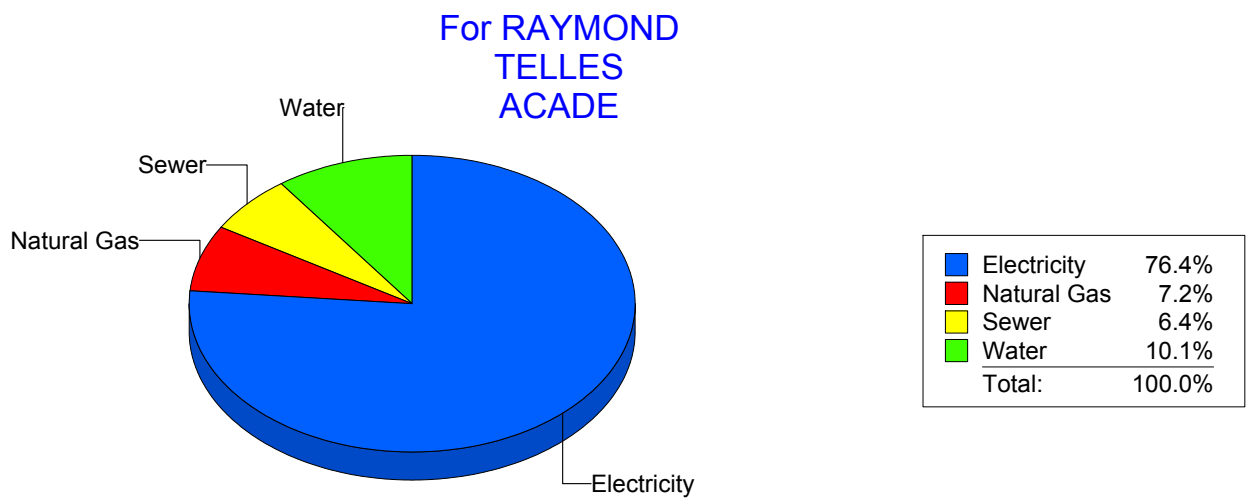
Cost Avoidance Program

## Cost Summary Graph

Grouped by Energy Type

| Energy Type                                       | Use    | Units | Total Cost | Avg Unit Cost | % of Total Cost |
|---|--------|-------|------------|---------------|-----------------|
| Site: RAYMOND TELLES ACADE - RAYMOND TELLES ACADE |        |       |            |               |                 |
| Electricity                                       | 30,600 | KWH   | \$4,706.48 | 0.1538        | 76.38%          |
| Natural Gas                                       | 649    | CCF   | \$441.03   | 0.6796        | 7.16%           |
| Water   | 327    | CCF   | \$621.17   | 1.8996        | 10.08%          |
| Sewer   | 201    | CCF   | \$392.88   | 1.9546        | 6.38%           |

**Total Cost: \$6,161.56**



Filters: Cost Center Name Not Equal To DoNotReport; Site Name Not Equal To DoNotReport; Billing Period Equal To 200903

# elpaso

Energy CAP

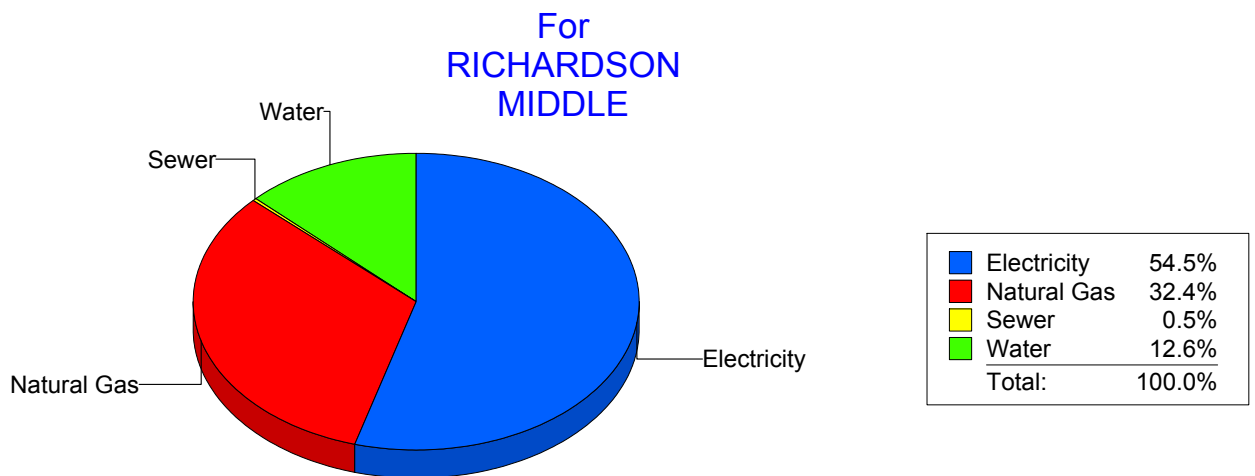
Cost Avoidance Program

## Cost Summary Graph

Grouped by Energy Type

| Energy Type                                 | Use    | Units | Total Cost  | Avg Unit Cost | % of Total Cost |
|---|--------|-------|-------------|---------------|-----------------|
| Site: RICHARDSON MIDDLE - RICHARDSON MIDDLE |        |       |             |               |                 |
| Electricity                                 | 71,700 | KWH   | \$11,068.34 | 0.1544        | 54.54%          |
| Natural Gas                                 | 10,492 | CCF   | \$6,565.72  | 0.6258        | 32.35%          |
| Water                                       | 600    | CCF   | \$2,564.93  | 4.2749        | 12.64%          |
| Sewer                                       | 25     | CCF   | \$93.99     | 3.7596        | 0.46%           |

**Total Cost: \$20,292.98**



*Filters: Cost Center Name Not Equal To DoNotReport; Site Name Not Equal To DoNotReport; Billing Period Equal To 200903*

# elpaso

Energy CAP

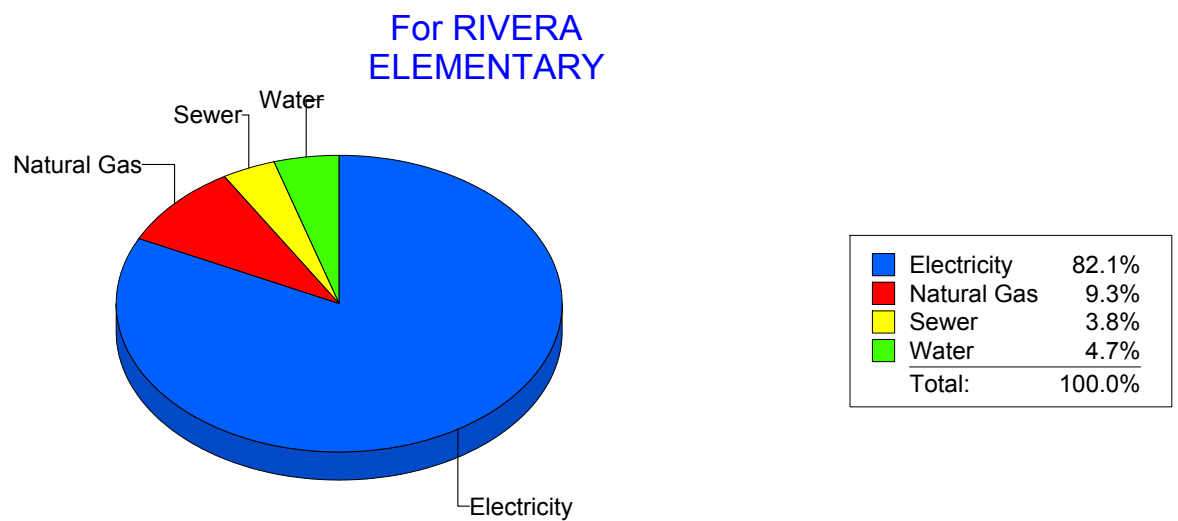
Cost Avoidance Program

## Cost Summary Graph

Grouped by Energy Type

| Energy Type                                 | Use    | Units | Total Cost | Avg Unit Cost | % of Total Cost |
|---|--------|-------|------------|---------------|-----------------|
| Site: RIVERA ELEMENTARY - RIVERA ELEMENTARY |        |       |            |               |                 |
| Electricity                                 | 39,000 | KWH   | \$6,158.77 | 0.1579        | 82.12%          |
| Natural Gas                                 | 1,012  | CCF   | \$699.61   | 0.6913        | 9.33%           |
| Water                                       | 158    | CCF   | \$354.29   | 2.2423        | 4.72%           |
| Sewer                                       | 118    | CCF   | \$287.47   | 2.4362        | 3.83%           |

Total Cost: \$7,500.14



Filters: Cost Center Name Not Equal To DoNotReport; Site Name Not Equal To DoNotReport; Billing Period Equal To 200903



# el Paso

Energy CAP

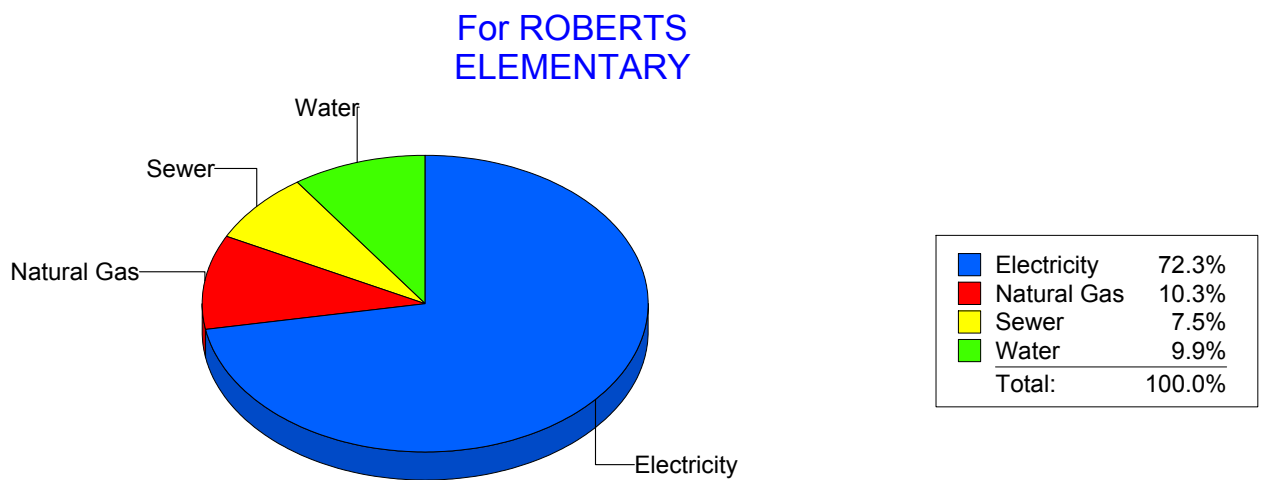
Cost Avoidance Program

## Cost Summary Graph

Grouped by Energy Type

| Energy Type                                   | Use    | Units | Total Cost | Avg Unit Cost | % of Total Cost |
|---|--------|-------|------------|---------------|-----------------|
| Site: ROBERTS ELEMENTARY - ROBERTS ELEMENTARY |        |       |            |               |                 |
| Electricity                                   | 29,355 | KWH   | \$4,383.27 | 0.1493        | 72.31%          |
| Natural Gas                                   | 895    | CCF   | \$624.51   | 0.6978        | 10.30%          |
| Water   | 311    | CCF   | \$597.54   | 1.9214        | 9.86%           |
| Sewer   | 243    | CCF   | \$456.33   | 1.8779        | 7.53%           |

Total Cost: \$6,061.65



Filters: Cost Center Name Not Equal To DoNotReport; Site Name Not Equal To DoNotReport; Billing Period Equal To 200903

# elpaso

Energy CAP

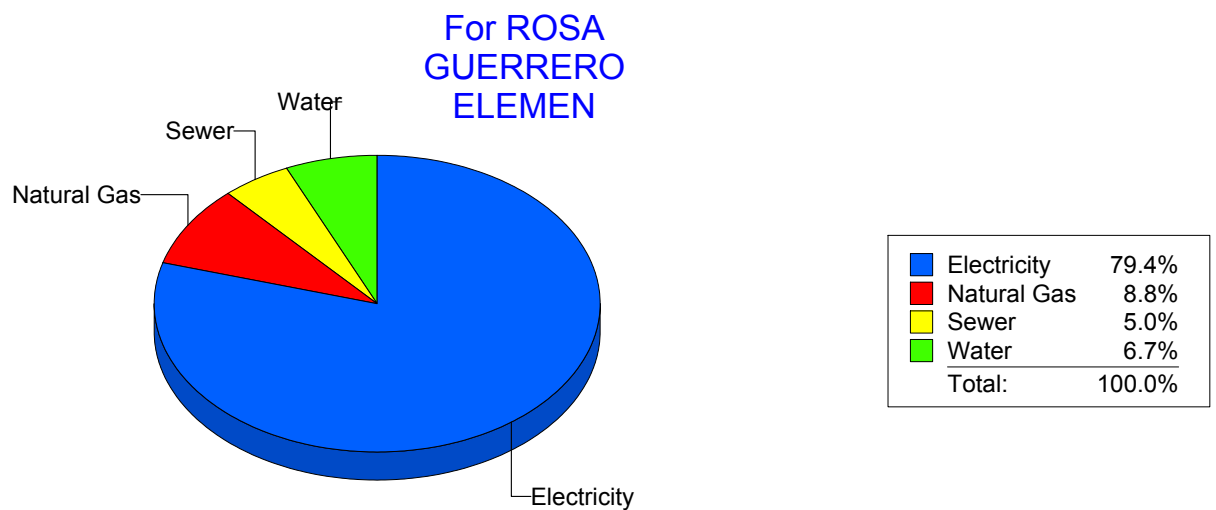
Cost Avoidance Program

## Cost Summary Graph

Grouped by Energy Type

| Energy Type                                       | Use    | Units | Total Cost | Avg Unit Cost | % of Total Cost |
|---|--------|-------|------------|---------------|-----------------|
| Site: ROSA GUERRERO ELEMEN - ROSA GUERRERO ELEMEN |        |       |            |               |                 |
| Electricity                                       | 35,600 | KWH   | \$6,251.39 | 0.1756        | 79.45%          |
| Natural Gas                                       | 995    | CCF   | \$695.02   | 0.6985        | 8.83%           |
| Water   | 258    | CCF   | \$529.38   | 2.0519        | 6.73%           |
| Sewer   | 152    | CCF   | \$392.89   | 2.5848        | 4.99%           |

**Total Cost:** \$7,868.68



*Filters: Cost Center Name Not Equal To DoNotReport; Site Name Not Equal To DoNotReport; Billing Period Equal To 200903*

# el Paso

Energy CAP

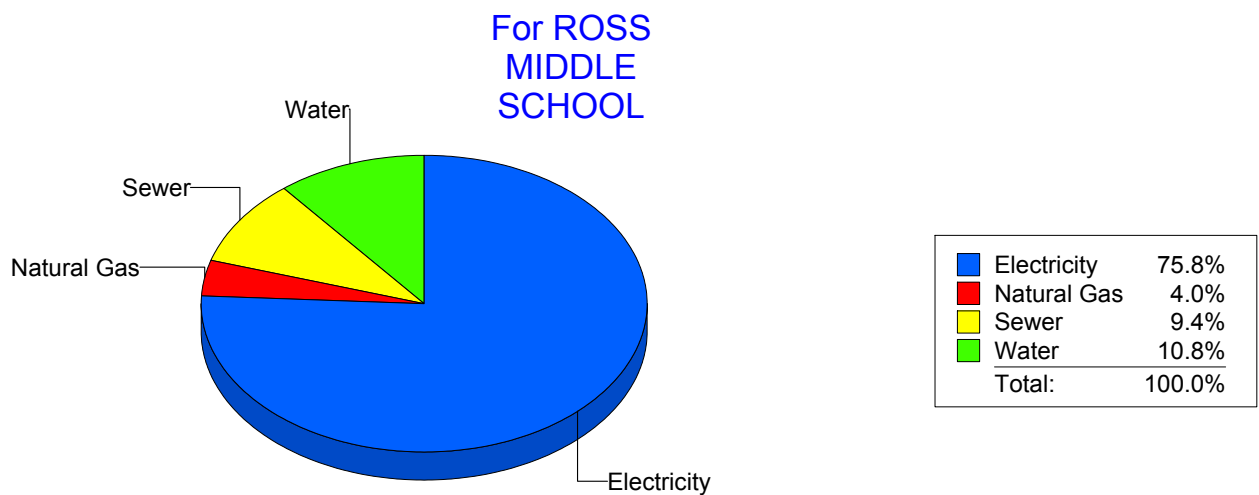
Cost Avoidance Program

## Cost Summary Graph

Grouped by Energy Type

| Energy Type                                   | Use    | Units | Total Cost | Avg Unit Cost | % of Total Cost |
|---|--------|-------|------------|---------------|-----------------|
| Site: ROSS MIDDLE SCHOOL - ROSS MIDDLE SCHOOL |        |       |            |               |                 |
| Electricity                                   | 34,465 | KWH   | \$5,722.58 | 0.1660        | 75.83%          |
| Natural Gas                                   | 430    | CCF   | \$301.63   | 0.7015        | 4.00%           |
| Water   | 476    | CCF   | \$815.39   | 1.7130        | 10.81%          |
| Sewer   | 448    | CCF   | \$706.57   | 1.5772        | 9.36%           |

**Total Cost:** \$7,546.17



Filters: Cost Center Name Not Equal To DoNotReport; Site Name Not Equal To DoNotReport; Billing Period Equal To 200903

# elpaso

Energy CAP

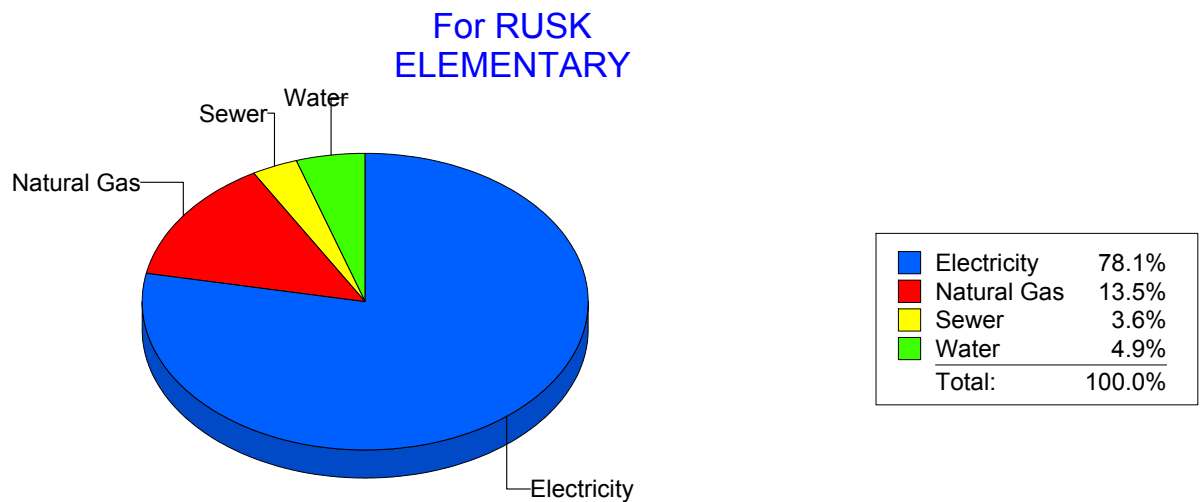
Cost Avoidance Program

## Cost Summary Graph

Grouped by Energy Type

| Energy Type                                    | Use    | Units | Total Cost | Avg Unit Cost | % of Total Cost |
|--|--------|-------|------------|---------------|-----------------|
| <b>Site: RUSK ELEMENTARY - RUSK ELEMENTARY</b> |        |       |            |               |                 |
| Electricity                                    | 27,079 | KWH   | \$4,001.04 | 0.1478        | 78.09%          |
| Natural Gas                                    | 1,002  | CCF   | \$689.76   | 0.6884        | 13.46%          |
| Water  | 122    | CCF   | \$250.23   | 2.0511        | 4.88%           |
| Sewer  | 87     | CCF   | \$182.84   | 2.1016        | 3.57%           |

**Total Cost: \$5,123.87**



*Filters: Cost Center Name Not Equal To DoNotReport; Site Name Not Equal To DoNotReport; Billing Period Equal To 200903*

# elpaso

Energy CAP

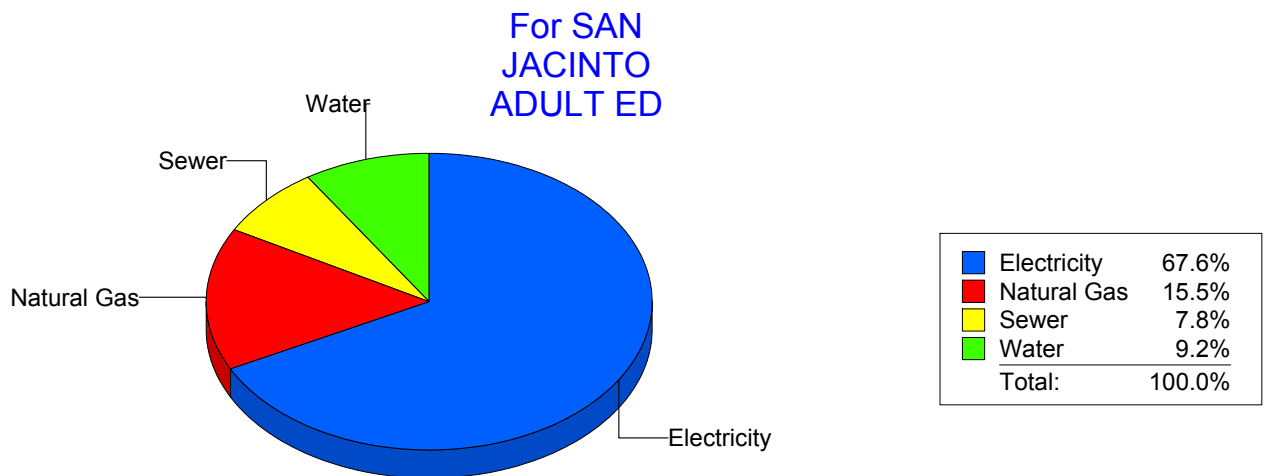
Cost Avoidance Program

## Cost Summary Graph

Grouped by Energy Type

| Energy Type                                       | Use   | Units | Total Cost | Avg Unit Cost | % of Total Cost |
|---|-------|-------|------------|---------------|-----------------|
| Site: SAN JACINTO ADULT ED - SAN JACINTO ADULT ED |       |       |            |               |                 |
| Electricity                                       | 5,000 | KWH   | \$1,007.81 | 0.2016        | 67.58%          |
| Natural Gas                                       | 236   | CCF   | \$231.33   | 0.9802        | 15.51%          |
| Water   | 51    | CCF   | \$136.58   | 2.6780        | 9.16%           |
| Sewer   | 42    | CCF   | \$115.58   | 2.7519        | 7.75%           |

Total Cost: \$1,491.30



Filters: Cost Center Name Not Equal To DoNotReport; Site Name Not Equal To DoNotReport; Billing Period Equal To 200903

# elpaso

Energy CAP

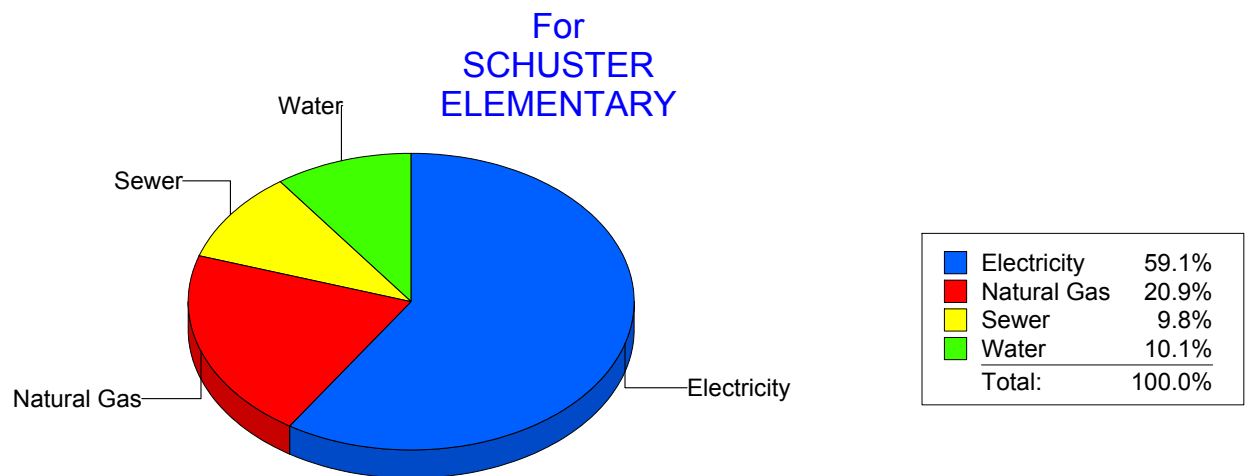
Cost Avoidance Program

## Cost Summary Graph

Grouped by Energy Type

| Energy Type  | Use    | Units | Total Cost | Avg Unit Cost | % of Total Cost |
|--|--------|-------|------------|---------------|-----------------|
| <b>Site: SCHUSTER ELEMENTARY - SCHUSTER ELEMENTARY</b> |        |       |            |               |                 |
| Electricity  | 14,240 | KWH   | \$2,136.34 | 0.1500        | 59.10%          |
| Natural Gas  | 1,150  | CCF   | \$756.65   | 0.6580        | 20.93%          |
| Water  | 209    | CCF   | \$365.88   | 1.7506        | 10.12%          |
| Sewer  | 239    | CCF   | \$355.77   | 1.4886        | 9.84%           |

**Total Cost: \$3,614.64**



*Filters: Cost Center Name Not Equal To DoNotReport; Site Name Not Equal To DoNotReport; Billing Period Equal To 200903*

# elpaso

Energy CAP

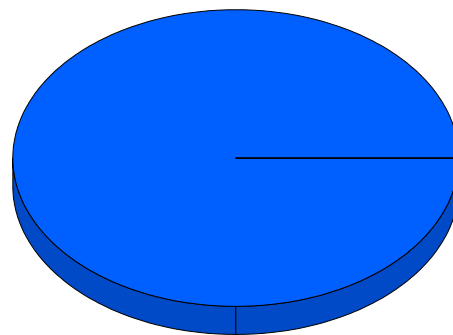
Cost Avoidance Program

## Cost Summary Graph

Grouped by Energy Type

| Energy Type                      | Use   | Units | Total Cost | Avg Unit Cost | % of Total Cost |
|----------------------------------|-------|-------|------------|---------------|-----------------|
| Site: SKYPARKIB1 - Sky Park I B1 |       |       |            |               |                 |
| Electricity                      | 1,145 | KWH   | \$193.65   | 0.1691        | 100.00%         |
| Total Cost:                      |       |       | \$193.65   |               |                 |

For Sky Park I  
B1



Electricity

|   |             |        |
|---|-------------|--------|
| ■ | Electricity | 100.0% |
|   | Total:      | 100.0% |

Filters: Cost Center Name Not Equal To DoNotReport; Site Name Not Equal To DoNotReport; Billing Period Equal To 200903

elpaso

Energy CAP

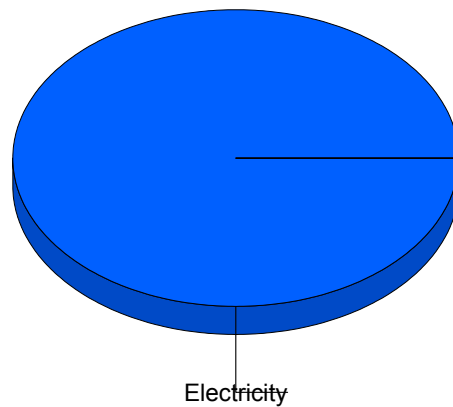
Cost Avoidance Program

## Cost Summary Graph

Grouped by Energy Type

| Energy Type             | Use   | Units | Total Cost | Avg Unit Cost | % of Total Cost |
|-------------------------|-------|-------|------------|---------------|-----------------|
| Site: SKYPARK - Skypark |       |       |            |               |                 |
| Electricity             | 1,708 | KWH   | \$291.67   | 0.1708        | 100.00%         |
| Total Cost:             |       |       | \$291.67   |               |                 |

For Skypark



|   |             |        |
|---|-------------|--------|
| ■ | Electricity | 100.0% |
|   | Total:      | 100.0% |

Filters: Cost Center Name Not Equal To DoNotReport; Site Name Not Equal To DoNotReport; Billing Period Equal To 200903



# elpaso

Energy CAP

Cost Avoidance Program

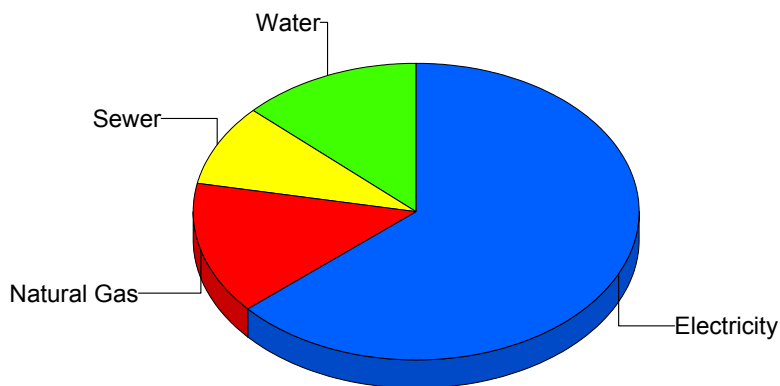
## Cost Summary Graph

Grouped by Energy Type

| Energy Type                                   | Use    | Units | Total Cost | Avg Unit Cost | % of Total Cost |
|---|--------|-------|------------|---------------|-----------------|
| Site: STANTON ELEMENTARY - STANTON ELEMENTARY |        |       |            |               |                 |
| Electricity                                   | 21,740 | KWH   | \$3,672.54 | 0.1689        | 63.73%          |
| Natural Gas                                   | 901    | CCF   | \$818.13   | 0.9080        | 14.20%          |
| Water   | 445    | CCF   | \$750.19   | 1.6858        | 13.02%          |
| Sewer   | 323    | CCF   | \$521.93   | 1.6159        | 9.06%           |

**Total Cost: \$5,762.79**

For STANTON  
ELEMENTARY



|             |        |
|-------------|--------|
| Electricity | 63.7%  |
| Natural Gas | 14.2%  |
| Sewer       | 9.1%   |
| Water       | 13.0%  |
| Total:      | 100.0% |

Filters: Cost Center Name Not Equal To DoNotReport; Site Name Not Equal To DoNotReport; Billing Period Equal To 200903

# elpaso

Energy CAP

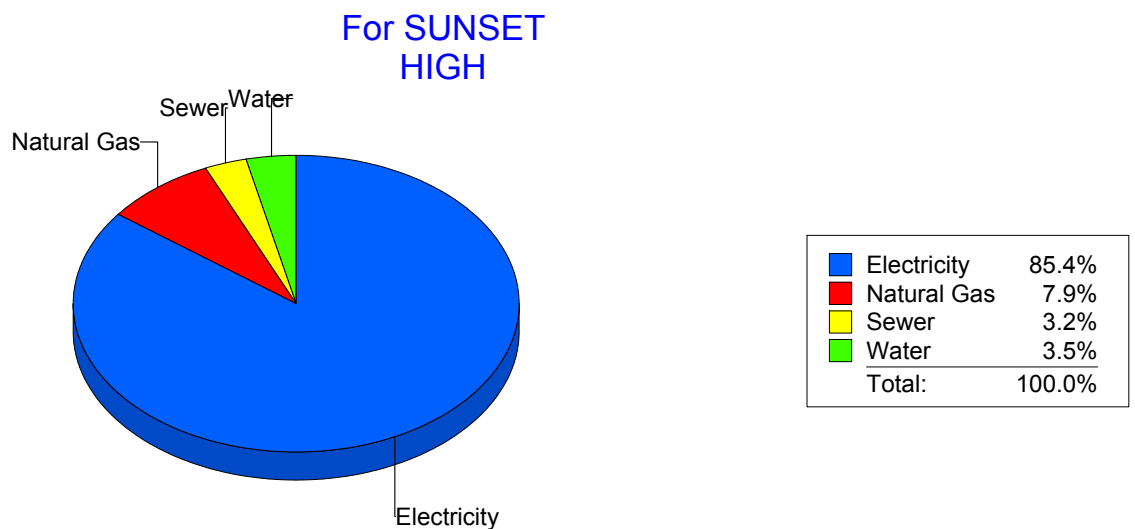
Cost Avoidance Program

## Cost Summary Graph

Grouped by Energy Type

| Energy Type                     | Use    | Units | Total Cost | Avg Unit Cost | % of Total Cost |
|---------------------------------|--------|-------|------------|---------------|-----------------|
| Site: SUNSET HIGH - SUNSET HIGH |        |       |            |               |                 |
| Electricity                     | 17,320 | KWH   | \$2,500.21 | 0.1444        | 85.39%          |
| Natural Gas                     | 235    | CCF   | \$230.44   | 0.9806        | 7.87%           |
| Water                           | 28     | CCF   | \$103.23   | 3.6868        | 3.53%           |
| Sewer                           | 25     | CCF   | \$93.99    | 3.7596        | 3.21%           |

Total Cost: \$2,927.87



Filters: Cost Center Name Not Equal To DoNotReport; Site Name Not Equal To DoNotReport; Billing Period Equal To 200903

# elpaso

Energy CAP

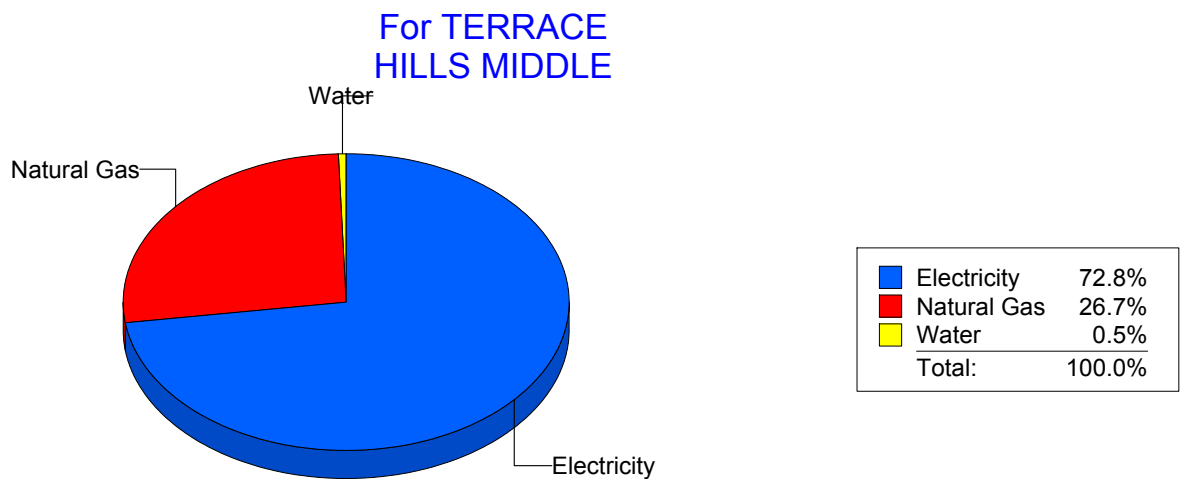
Cost Avoidance Program

## Cost Summary Graph

Grouped by Energy Type

| Energy Type                                       | Use    | Units | Total Cost | Avg Unit Cost | % of Total Cost |
|---|--------|-------|------------|---------------|-----------------|
| Site: TERRACE HILLS MIDDLE - TERRACE HILLS MIDDLE |        |       |            |               |                 |
| Electricity                                       | 39,600 | KWH   | \$5,025.19 | 0.1269        | 72.82%          |
| Natural Gas                                       | 2,821  | CCF   | \$1,839.25 | 0.6520        | 26.65%          |
| Water   | 0      | CCF   | \$36.36    | 0.0000        | 0.53%           |

**Total Cost: \$6,900.80**



Filters: Cost Center Name Not Equal To DoNotReport; Site Name Not Equal To DoNotReport; Billing Period Equal To 200903

# elpaso

Energy CAP

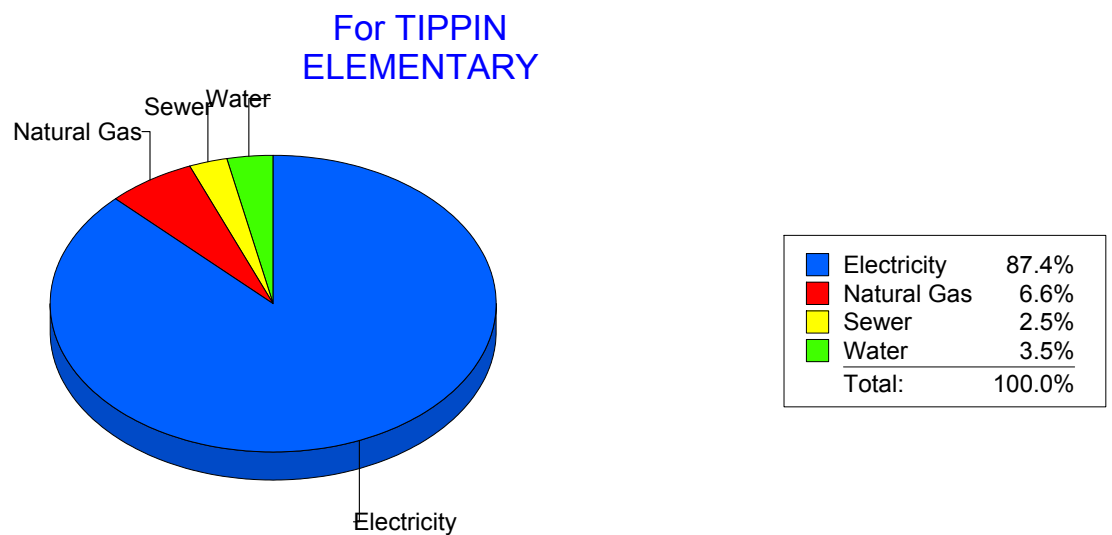
Cost Avoidance Program

## Cost Summary Graph

Grouped by Energy Type

| Energy Type                             | Use    | Units | Total Cost | Avg Unit Cost | % of Total Cost |
|---|--------|-------|------------|---------------|-----------------|
| <b>Site: TIPPIN - TIPPIN ELEMENTARY</b> |        |       |            |               |                 |
| Electricity                             | 54,240 | KWH   | \$8,058.69 | 0.1486        | 87.37%          |
| Natural Gas                             | 922    | CCF   | \$613.01   | 0.6649        | 6.65%           |
| Water                                   | 109    | CCF   | \$319.60   | 2.9321        | 3.46%           |
| Sewer                                   | 75     | CCF   | \$232.86   | 3.1048        | 2.52%           |

**Total Cost: \$9,224.16**



*Filters: Cost Center Name Not Equal To DoNotReport; Site Name Not Equal To DoNotReport; Billing Period Equal To 200903*

# el paso

Energy CAP

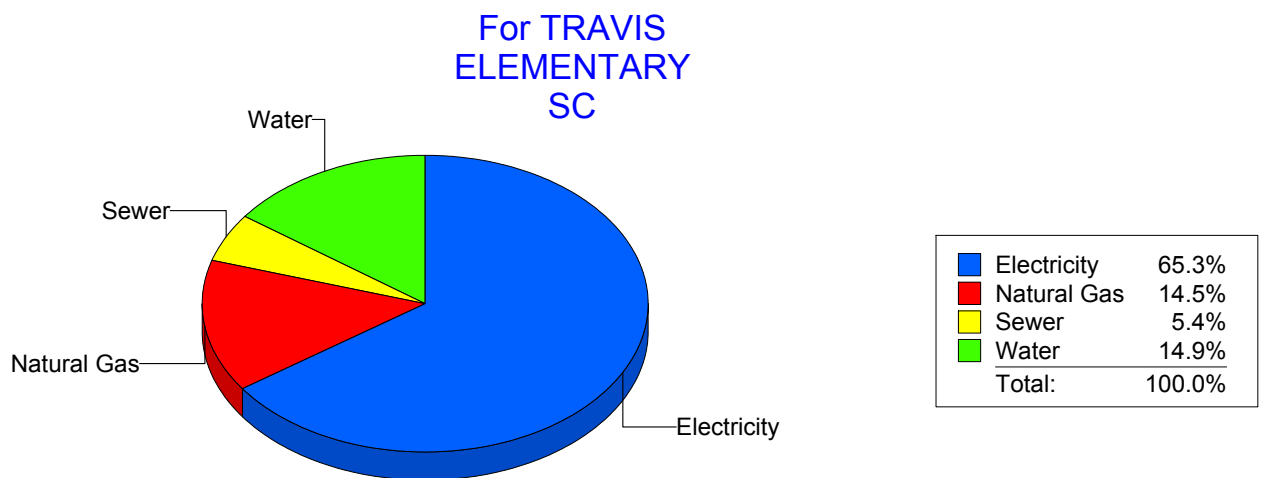
Cost Avoidance Program

## Cost Summary Graph

Grouped by Energy Type

| Energy Type                                       | Use    | Units | Total Cost | Avg Unit Cost | % of Total Cost |
|---|--------|-------|------------|---------------|-----------------|
| Site: TRAVIS ELEMENTARY SC - TRAVIS ELEMENTARY SC |        |       |            |               |                 |
| Electricity                                       | 21,589 | KWH   | \$3,112.99 | 0.1442        | 65.29%          |
| Natural Gas                                       | 998    | CCF   | \$689.95   | 0.6913        | 14.47%          |
| Water   | 308    | CCF   | \$709.45   | 2.3034        | 14.88%          |
| Sewer   | 113    | CCF   | \$255.23   | 2.2587        | 5.35%           |

Total Cost: \$4,767.62



Filters: Cost Center Name Not Equal To DoNotReport; Site Name Not Equal To DoNotReport; Billing Period Equal To 200903

# elpaso

Energy CAP

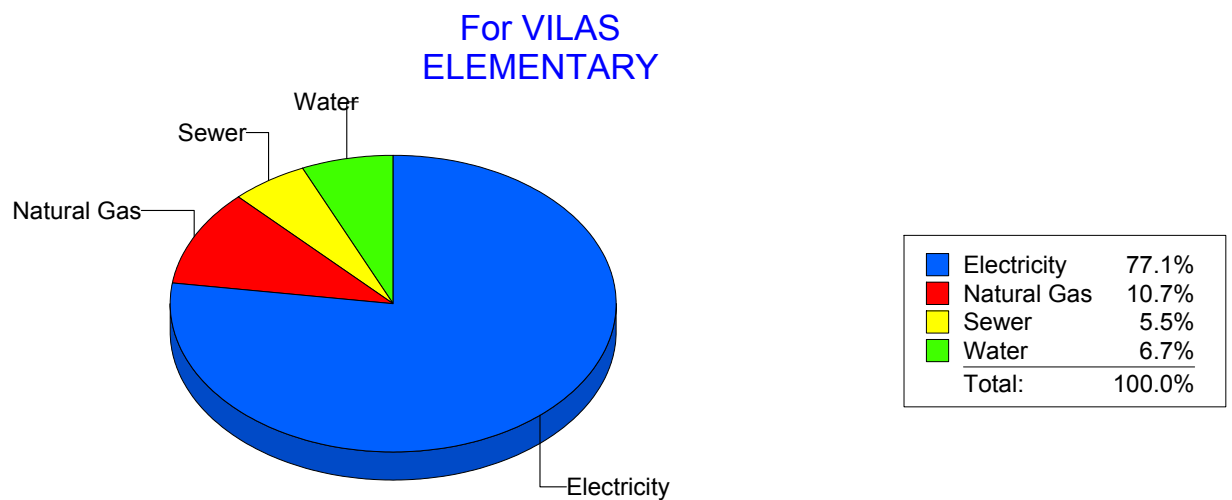
Cost Avoidance Program

## Cost Summary Graph

Grouped by Energy Type

| Energy Type                               | Use    | Units | Total Cost | Avg Unit Cost | % of Total Cost |
|---|--------|-------|------------|---------------|-----------------|
| Site: VILAS ELEMENTARY - VILAS ELEMENTARY |        |       |            |               |                 |
| Electricity                               | 24,345 | KWH   | \$5,232.42 | 0.2149        | 77.10%          |
| Natural Gas                               | 956    | CCF   | \$726.40   | 0.7598        | 10.70%          |
| Water                                     | 127    | CCF   | \$453.17   | 3.5683        | 6.68%           |
| Sewer                                     | 93     | CCF   | \$374.64   | 4.0284        | 5.52%           |

Total Cost: \$6,786.63



Filters: Cost Center Name Not Equal To DoNotReport; Site Name Not Equal To DoNotReport; Billing Period Equal To 200903

# elpaso

Energy CAP

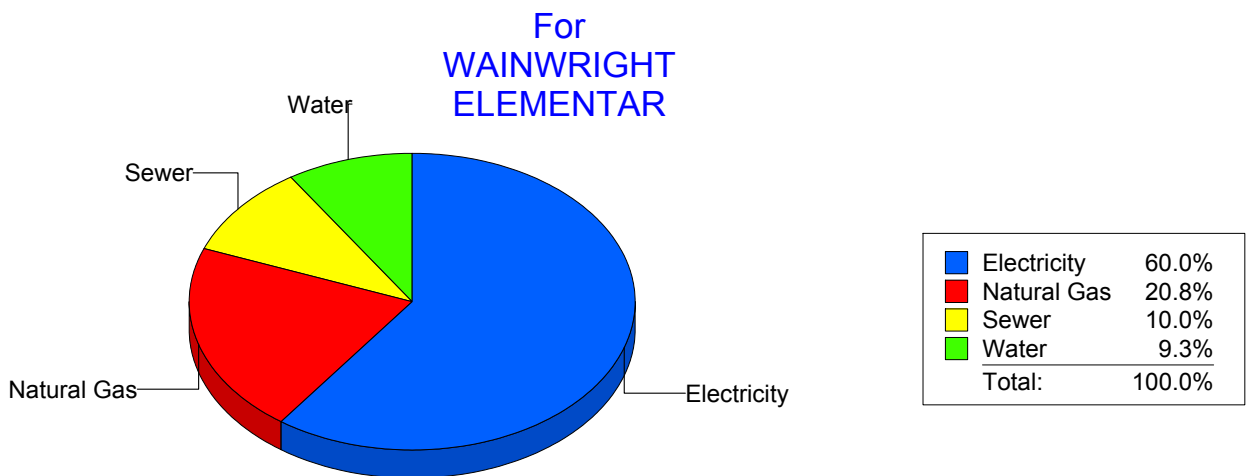
Cost Avoidance Program

## Cost Summary Graph

Grouped by Energy Type

| Energy Type                                       | Use   | Units | Total Cost | Avg Unit Cost | % of Total Cost |
|---|-------|-------|------------|---------------|-----------------|
| Site: WAINWRIGHT ELEMENTAR - WAINWRIGHT ELEMENTAR |       |       |            |               |                 |
| Electricity                                       | 5,710 | KWH   | \$1,020.02 | 0.1786        | 59.96%          |
| Natural Gas                                       | 409   | CCF   | \$353.23   | 0.8636        | 20.76%          |
| Water   | 15    | CCF   | \$157.71   | 10.5140       | 9.27%           |
| Sewer   | 28    | CCF   | \$170.15   | 6.0768        | 10.00%          |

Total Cost: \$1,701.11



Filters: Cost Center Name Not Equal To DoNotReport; Site Name Not Equal To DoNotReport; Billing Period Equal To 200903

# elpaso

Energy CAP

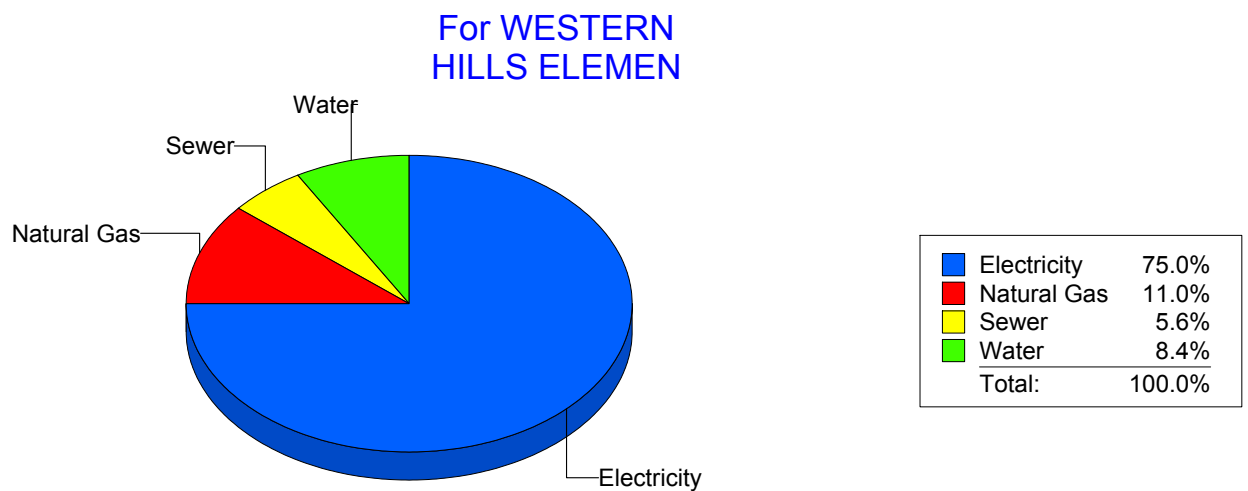
Cost Avoidance Program

## Cost Summary Graph

Grouped by Energy Type

| Energy Type                                       | Use    | Units | Total Cost | Avg Unit Cost | % of Total Cost |
|---|--------|-------|------------|---------------|-----------------|
| Site: WESTERN HILLS ELEMEN - WESTERN HILLS ELEMEN |        |       |            |               |                 |
| Electricity                                       | 35,040 | KWH   | \$5,447.19 | 0.1555        | 75.04%          |
| Natural Gas                                       | 1,218  | CCF   | \$799.50   | 0.6564        | 11.01%          |
| Water   | 151    | CCF   | \$607.40   | 4.0225        | 8.37%           |
| Sewer   | 68     | CCF   | \$405.26   | 5.9597        | 5.58%           |

Total Cost: \$7,259.35



Filters: Cost Center Name Not Equal To DoNotReport; Site Name Not Equal To DoNotReport; Billing Period Equal To 200903



elpaso

Energy CAP

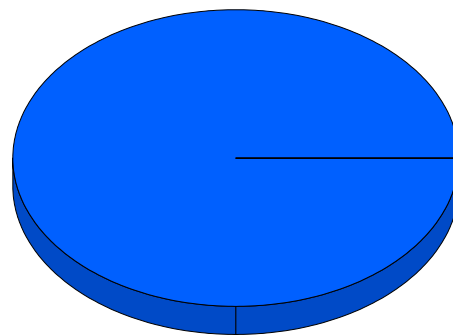
Cost Avoidance Program

## Cost Summary Graph

Grouped by Energy Type

| Energy Type                                       | Use   | Units | Total Cost | Avg Unit Cost | % of Total Cost |
|---|-------|-------|------------|---------------|-----------------|
| Site: WESTSIDE TRANSPORTAT - WESTSIDE TRANSPORTAT |       |       |            |               |                 |
| Electricity                                       | 1,249 | KWH   | \$237.59   | 0.1902        | 100.00%         |
| Total Cost:                                       |       |       | \$237.59   |               |                 |

For WESTSIDE  
TRANSPORTAT



Electricity

|   |             |        |
|---|-------------|--------|
| ■ | Electricity | 100.0% |
|   | Total:      | 100.0% |

Filters: Cost Center Name Not Equal To DoNotReport; Site Name Not Equal To DoNotReport; Billing Period Equal To 200903

# elpaso

Energy CAP

Cost Avoidance Program

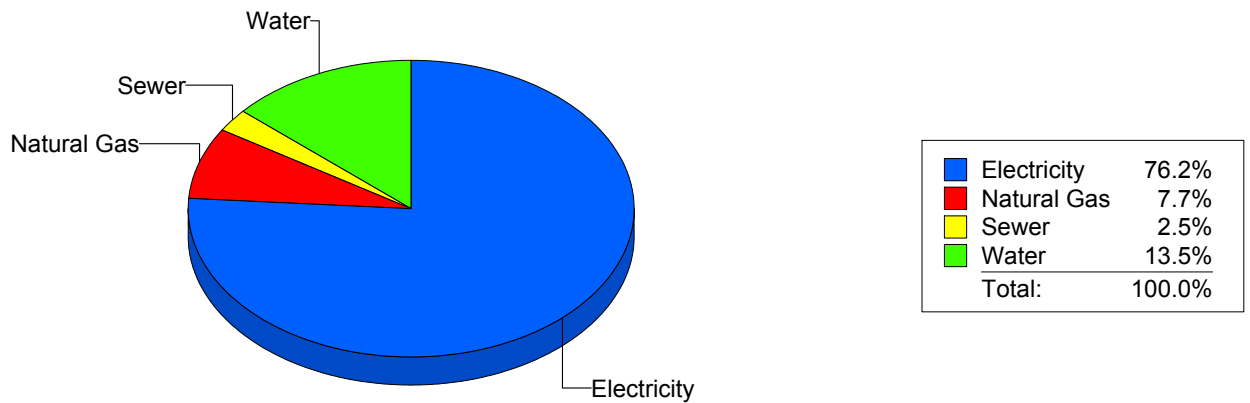
## Cost Summary Graph

Grouped by Energy Type

| Energy Type                                     | Use    | Units | Total Cost | Avg Unit Cost | % of Total Cost |
|---|--------|-------|------------|---------------|-----------------|
| Site: WHITAKER ELEMENTARY - WHITAKER ELEMENTARY |        |       |            |               |                 |
| Electricity                                     | 49,200 | KWH   | \$8,224.06 | 0.1672        | 76.24%          |
| Natural Gas                                     | 1,270  | CCF   | \$832.24   | 0.6553        | 7.72%           |
| Water   | 660    | CCF   | \$1,460.01 | 2.2121        | 13.53%          |
| Sewer   | 105    | CCF   | \$270.96   | 2.5806        | 2.51%           |

Total Cost: \$10,787.27

For WHITAKER  
ELEMENTARY



Filters: Cost Center Name Not Equal To DoNotReport; Site Name Not Equal To DoNotReport; Billing Period Equal To 200903

# elpaso

Energy CAP

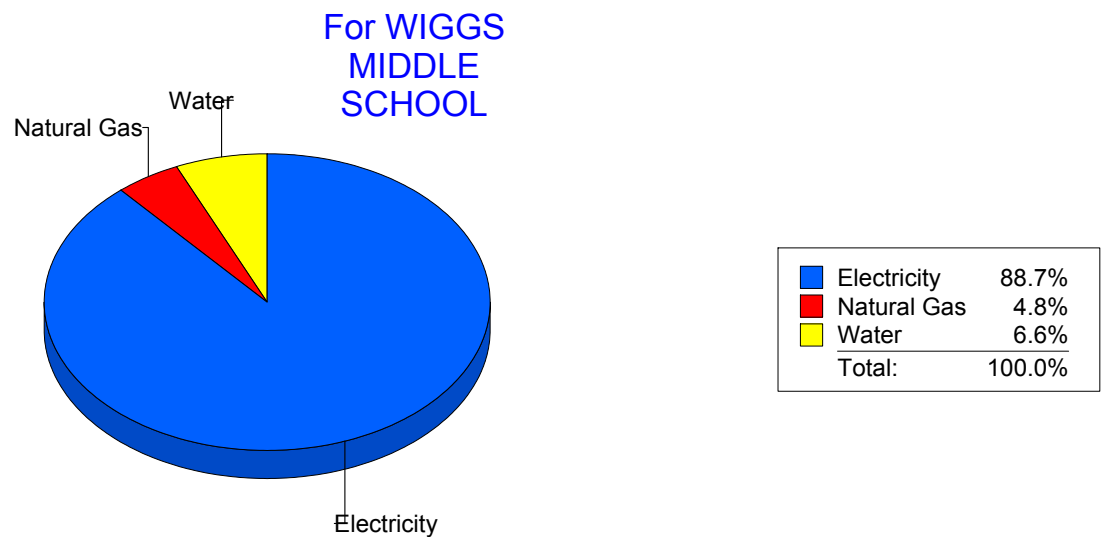
Cost Avoidance Program

## Cost Summary Graph

Grouped by Energy Type

| Energy Type                                     | Use    | Units | Total Cost  | Avg Unit Cost | % of Total Cost |
|---|--------|-------|-------------|---------------|-----------------|
| Site: WIGGS MIDDLE SCHOOL - WIGGS MIDDLE SCHOOL |        |       |             |               |                 |
| Electricity                                     | 85,540 | KWH   | \$13,000.08 | 0.1520        | 88.67%          |
| Natural Gas                                     | 1,058  | CCF   | \$698.69    | 0.6604        | 4.77%           |
| Water   | 220    | CCF   | \$962.88    | 4.3767        | 6.57%           |

**Total Cost:** \$14,661.65



Filters: Cost Center Name Not Equal To DoNotReport; Site Name Not Equal To DoNotReport; Billing Period Equal To 200903

# elpaso

Energy CAP

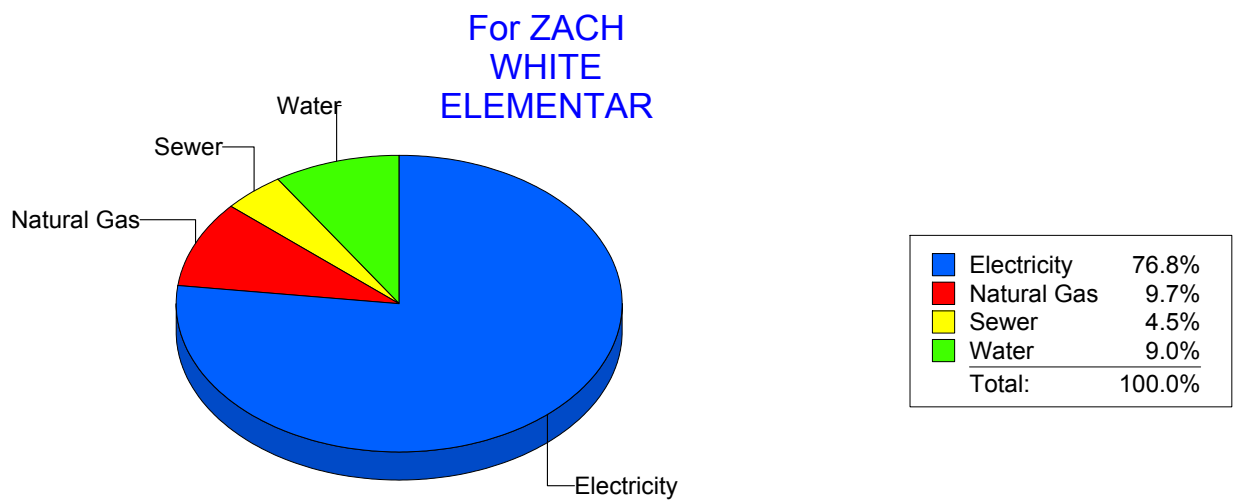
Cost Avoidance Program

## Cost Summary Graph

Grouped by Energy Type

| Energy Type                                       | Use    | Units | Total Cost | Avg Unit Cost | % of Total Cost |
|---|--------|-------|------------|---------------|-----------------|
| Site: ZACH WHITE ELEMENTAR - ZACH WHITE ELEMENTAR |        |       |            |               |                 |
| Electricity                                       | 37,500 | KWH   | \$6,180.49 | 0.1648        | 76.84%          |
| Natural Gas                                       | 1,112  | CCF   | \$777.04   | 0.6988        | 9.66%           |
| Water   | 194    | CCF   | \$727.11   | 3.7480        | 9.04%           |
| Sewer   | 76     | CCF   | \$358.61   | 4.7186        | 4.46%           |

Total Cost: \$8,043.25



Filters: Cost Center Name Not Equal To DoNotReport; Site Name Not Equal To DoNotReport; Billing Period Equal To 200903

# el Paso

Energy CAP

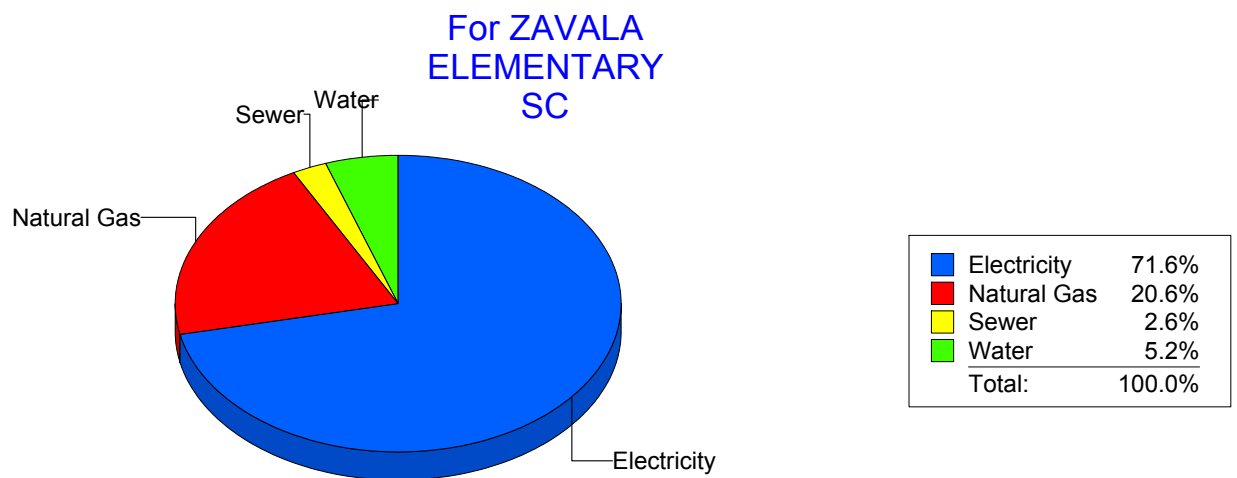
Cost Avoidance Program

## Cost Summary Graph

Grouped by Energy Type

| Energy Type                                       | Use    | Units | Total Cost | Avg Unit Cost | % of Total Cost |
|---|--------|-------|------------|---------------|-----------------|
| Site: ZAVALA ELEMENTARY SC - ZAVALA ELEMENTARY SC |        |       |            |               |                 |
| Electricity                                       | 25,750 | KWH   | \$3,327.89 | 0.1292        | 71.55%          |
| Natural Gas                                       | 1,473  | CCF   | \$960.13   | 0.6518        | 20.64%          |
| Water   | 79     | CCF   | \$239.81   | 3.0356        | 5.16%           |
| Sewer   | 48     | CCF   | \$123.20   | 2.5667        | 2.65%           |

Total Cost: \$4,651.03



Filters: Cost Center Name Not Equal To DoNotReport; Site Name Not Equal To DoNotReport; Billing Period Equal To 200903

# elpaso

Energy CAP

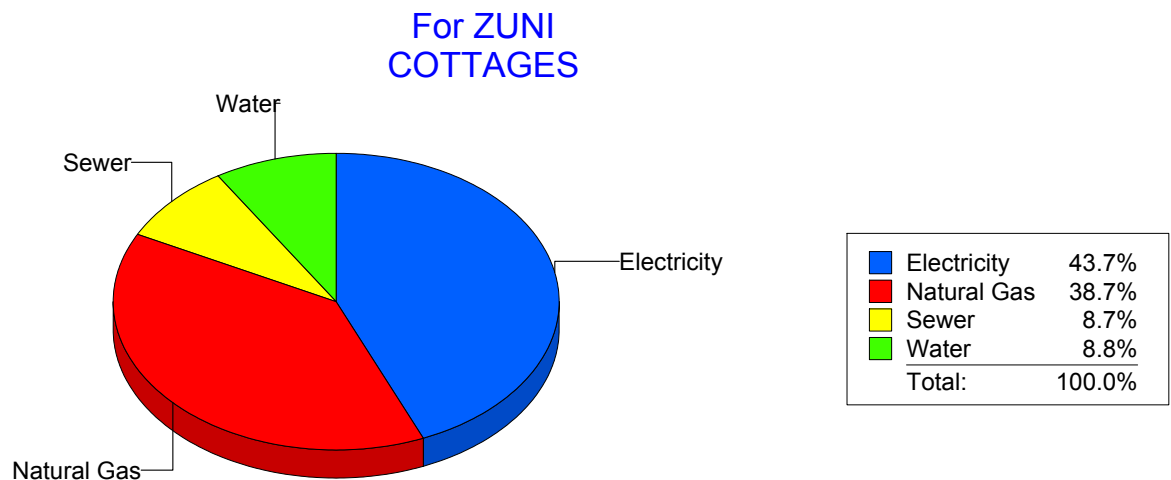
Cost Avoidance Program

## Cost Summary Graph

Grouped by Energy Type

| Energy Type                                | Use | Units   | Total Cost | Avg Unit Cost | % of Total Cost |
|--|-----|---------|------------|---------------|-----------------|
| <b>Site: ZUNI COTTAGES - ZUNI COTTAGES</b> |     |         |            |               |                 |
| Electricity                                |     | 546 KWH | \$120.27   | 0.2203        | 43.73%          |
| Natural Gas                                |     | 74 CCF  | \$106.45   | 1.4385        | 38.70%          |
| Water                                      |     | 2 CCF   | \$24.30    | 12.1500       | 8.83%           |
| Sewer                                      |     | 4 CCF   | \$24.03    | 6.0075        | 8.74%           |

**Total Cost: \$275.05**



*Filters: Cost Center Name Not Equal To DoNotReport; Site Name Not Equal To DoNotReport; Billing Period Equal To 200903*

# elpaso

Energy CAP

Cost Avoidance Program

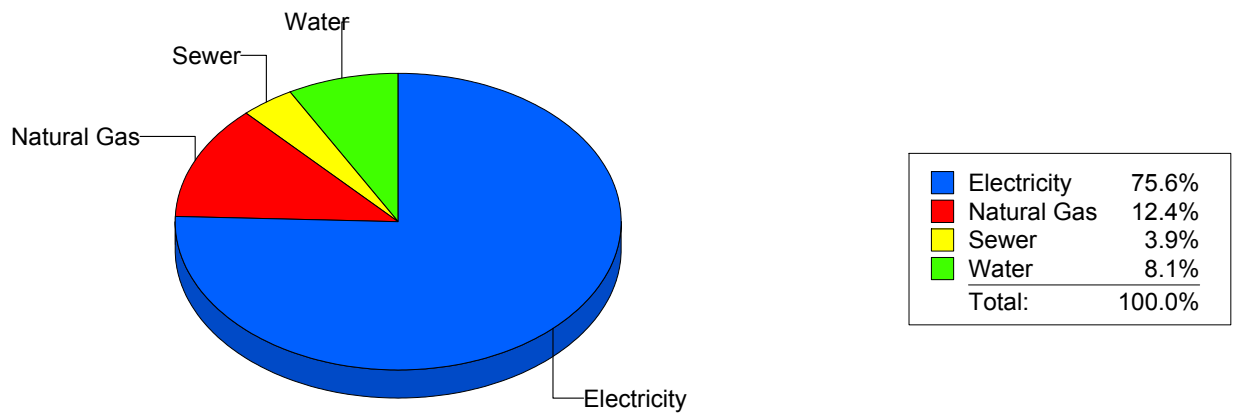
## Cost Summary Graph

Grouped by Energy Type

| Energy Type      | Use       | Units | Total Cost   | Avg Unit Cost | % of Total Cost |
|------------------|-----------|-------|--------------|---------------|-----------------|
| <b>All Sites</b> |           |       |              |               |                 |
| Electricity      | 4,722,752 | KWH   | \$702,541.67 | 0.1488        | 75.56%          |
| Natural Gas      | 172,428   | CCF   | \$115,473.86 | 0.6697        | 12.42%          |
| Water            | 33,112    | CCF   | \$75,567.67  | 2.2822        | 8.13%           |
| Sewer            | 16,486    | CCF   | \$36,135.62  | 2.1919        | 3.89%           |

**Total Cost:** \$929,718.82

For All Sites



Filters: Cost Center Name Not Equal To DoNotReport; Site Name Not Equal To DoNotReport; Billing Period Equal To 200903