

el Paso

Energy CAP

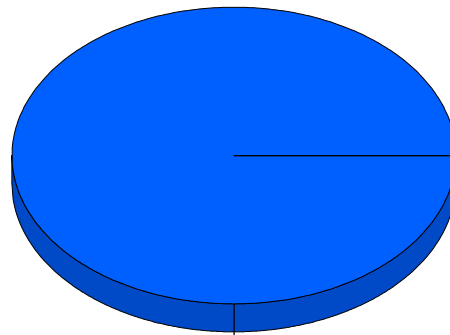
Cost Avoidance Program

Cost Summary Graph

Grouped by Energy Type

Energy Type	Use	Units	Meter Cost	Special Charges	Total Cost	Avg Unit Cost	% of Total Cost
Site: ALAMO ELEMENTARY SCH - ALAMO ELEMENTARY SCH							
Electricity		5,000 KWH	\$716.62	\$0.00	\$716.62	0.1433	100.00%
Total Cost:			\$716.62	\$0.00	\$716.62		

For ALAMO
ELEMENTARY
SCH



Electricity

■ Electricity	100.0%
Total:	100.0%

Filters: Cost Center Name Not Equal To DoNotReport; Billing Period Equal To 201606All Meter CodesAll Group Names

el Paso

Energy CAP

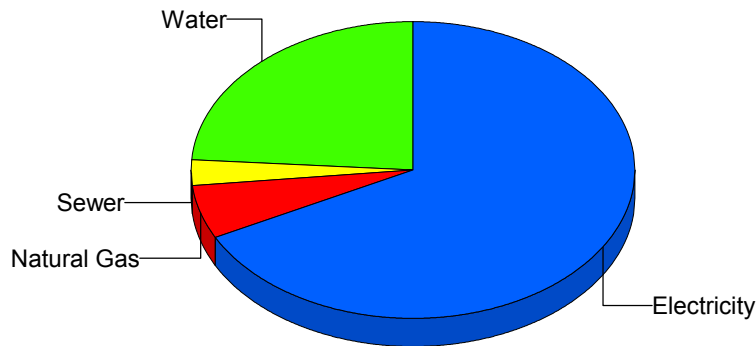
Cost Avoidance Program

Cost Summary Graph

Grouped by Energy Type

Energy Type	Use	Units	Meter Cost	Special Charges	Total Cost	Avg Unit Cost	% of Total Cost
Site: ALTA VISTA ELEMENTAR - ALTA VISTA ELEMENTAR							
Electricity	38,400	KWH	\$4,952.92	\$0.00	\$4,952.92	0.1290	67.40%
Natural Gas	434	CCF	\$427.36	\$0.00	\$427.36	0.9847	5.82%
Water	383	CCF	\$1,755.42	\$0.00	\$1,755.42	4.5833	23.89%
Sewer	64	CCF	\$212.71	\$0.00	\$212.71	3.3236	2.89%
Total Cost:			\$7,348.41	\$0.00	\$7,348.41		

For ALTA
VISTA
ELEMENTAR



Electricity	67.4%
Natural Gas	5.8%
Sewer	2.9%
Water	23.9%
Total:	100.0%

Filters: Cost Center Name Not Equal To DoNotReport; Billing Period Equal To 201606All Meter CodesAll Group Names

elpaso

Energy CAP

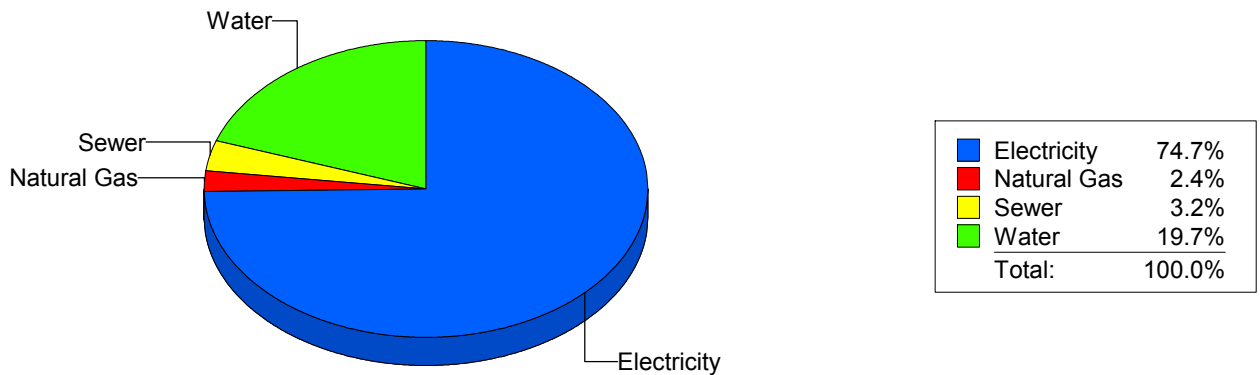
Cost Avoidance Program

Cost Summary Graph

Grouped by Energy Type

Energy Type	Use	Units	Meter Cost	Special Charges	Total Cost	Avg Unit Cost	% of Total Cost
Site: ANDRESS HIGH SCHOOL - ANDRESS HIGH SCHOOL							
Electricity	179,124	KWH	\$22,369.71	\$0.00	\$22,369.71	0.1249	74.67%
Natural Gas	809	CCF	\$713.11	\$0.00	\$713.11	0.8815	2.38%
Water	1,632	CCF	\$5,906.67	\$0.00	\$5,906.67	3.6193	19.72%
Sewer	649	CCF	\$968.77	\$0.00	\$968.77	1.4927	3.23%
Total Cost:			\$29,958.26	\$0.00	\$29,958.26		

For ANDRESS
HIGH SCHOOL



Filters: Cost Center Name Not Equal To DoNotReport; Billing Period Equal To 201606All Meter CodesAll Group Names

elpaso

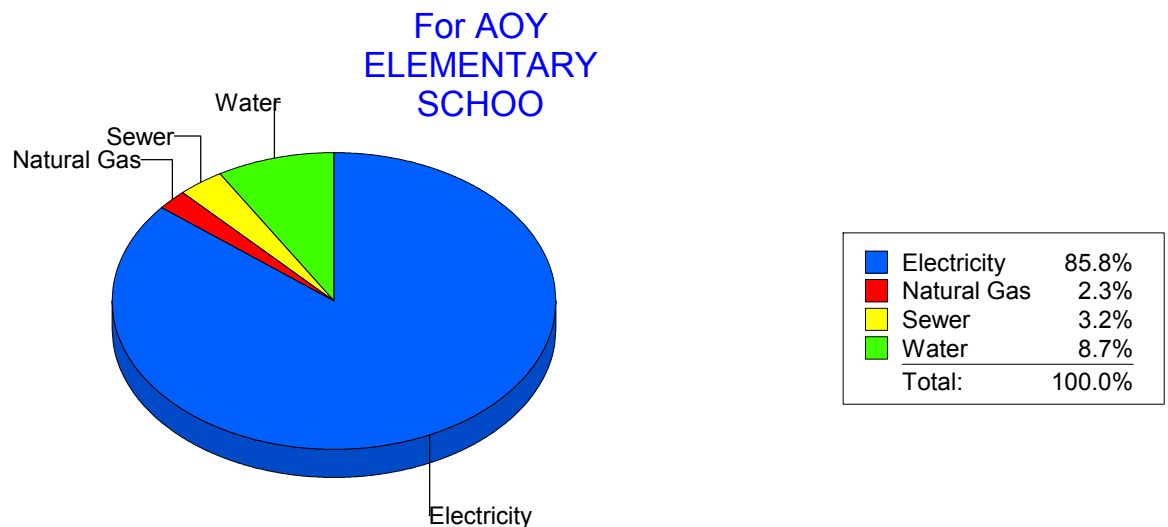
Energy CAP

Cost Avoidance Program

Cost Summary Graph

Grouped by Energy Type

Energy Type	Use	Units	Meter Cost	Special Charges	Total Cost	Avg Unit Cost	% of Total Cost
Site: AOY ELEMENTARY SCHOO - AOY ELEMENTARY SCHOO							
Electricity	82,602	KWH	\$13,435.31	\$0.00	\$13,435.31	0.1627	85.85%
Natural Gas	288	CCF	\$358.54	\$0.00	\$358.54	1.2449	2.29%
Water	307	CCF	\$1,359.39	\$0.00	\$1,359.39	4.4280	8.69%
Sewer	73	CCF	\$497.35	\$0.00	\$497.35	6.8130	3.18%
Total Cost:			\$15,650.59	\$0.00	\$15,650.59		



Filters: Cost Center Name Not Equal To DoNotReport; Billing Period Equal To 201606All Meter CodesAll Group Names

elpaso

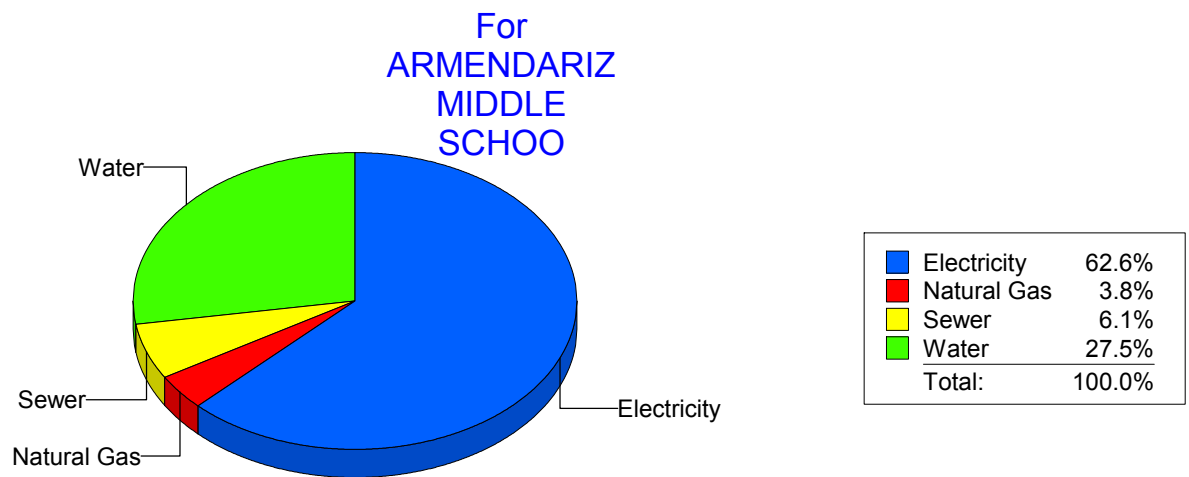
Energy CAP

Cost Avoidance Program

Cost Summary Graph

Grouped by Energy Type

Energy Type	Use	Units	Meter Cost	Special Charges	Total Cost	Avg Unit Cost	% of Total Cost
Site: ARMENDARIZ MIDDLE SCHOO - ARMENDARIZ MIDDLE SCHOO							
Electricity	88,000	KWH	\$6,515.19	\$0.00	\$6,515.19	0.0740	62.56%
Natural Gas	630	CCF	\$399.40	\$0.00	\$399.40	0.6340	3.84%
Water	1,119	CCF	\$2,864.86	\$0.00	\$2,864.86	2.5602	27.51%
Sewer	164	CCF	\$634.50	\$0.00	\$634.50	3.8689	6.09%
Total Cost:			\$10,413.95	\$0.00	\$10,413.95		



Filters: Cost Center Name Not Equal To DoNotReport; Billing Period Equal To 201606All Meter CodesAll Group Names

elpaso

Energy CAP

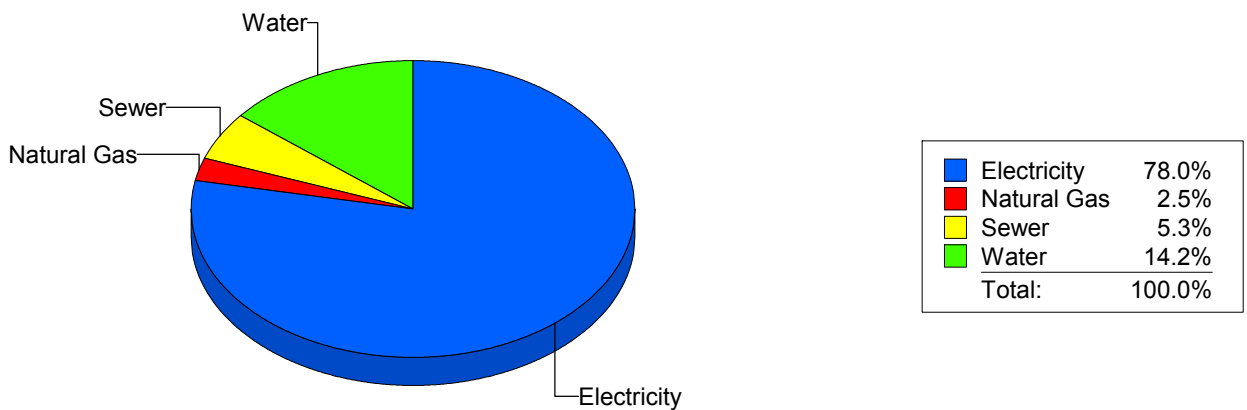
Cost Avoidance Program

Cost Summary Graph

Grouped by Energy Type

Energy Type	Use	Units	Meter Cost	Special Charges	Total Cost	Avg Unit Cost	% of Total Cost
Site: AUSTIN HIGH SCHOOL - AUSTIN HIGH SCHOOL							
Electricity	171,223	KWH	\$22,082.09	\$0.00	\$22,082.09	0.1290	78.00%
Natural Gas	835	CCF	\$721.44	\$0.00	\$721.44	0.8640	2.55%
Water	1,172	CCF	\$4,011.50	\$0.00	\$4,011.50	3.4228	14.17%
Sewer	604	CCF	\$1,494.77	\$0.00	\$1,494.77	2.4748	5.28%
Total Cost:			\$28,309.80	\$0.00	\$28,309.80		

For AUSTIN
HIGH SCHOOL



Filters: Cost Center Name Not Equal To DoNotReport; Billing Period Equal To 201606All Meter CodesAll Group Names

elpaso

Energy CAP

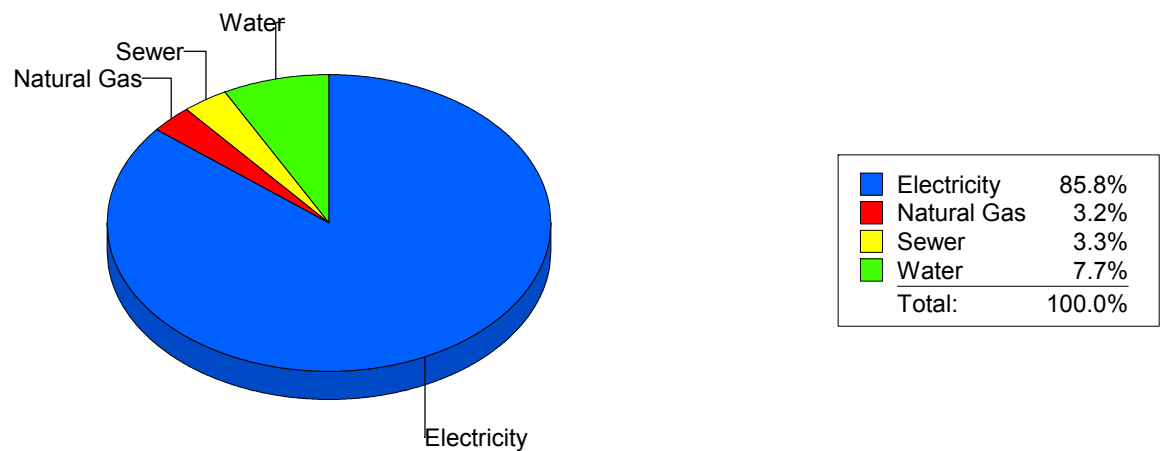
Cost Avoidance Program

Cost Summary Graph

Grouped by Energy Type

Energy Type	Use	Units	Meter Cost	Special Charges	Total Cost	Avg Unit Cost	% of Total Cost
Site: BARRON - BARRON							
Electricity	67,096	KWH	\$10,867.99	\$0.00	\$10,867.99	0.1620	85.79%
Natural Gas	386	CCF	\$404.72	\$0.00	\$404.72	1.0485	3.19%
Water	117	CCF	\$979.31	\$0.00	\$979.31	8.3702	7.73%
Sewer	68	CCF	\$416.70	\$0.00	\$416.70	6.1279	3.29%
Total Cost:			\$12,668.72	\$0.00	\$12,668.72		

For BARRON



Filters: Cost Center Name Not Equal To DoNotReport; Billing Period Equal To 201606All Meter CodesAll Group Names

elpaso

Energy CAP

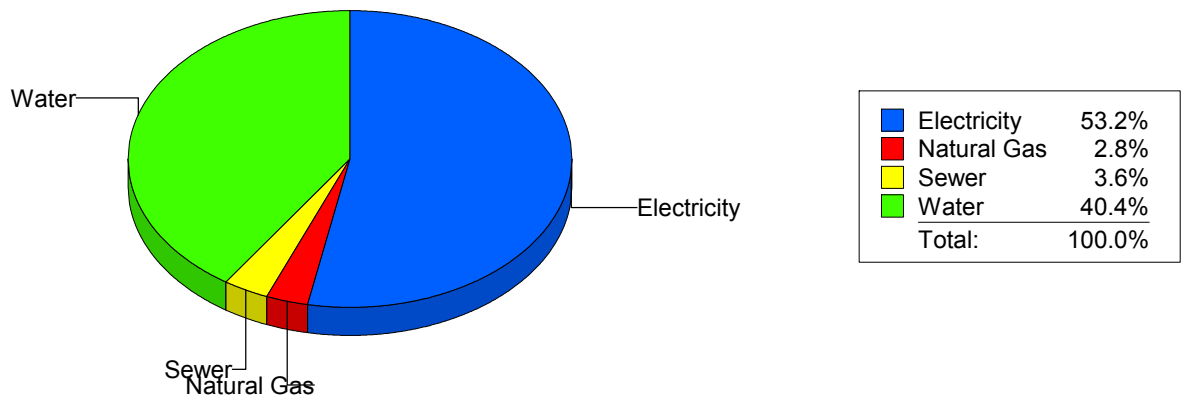
Cost Avoidance Program

Cost Summary Graph

Grouped by Energy Type

Energy Type	Use	Units	Meter Cost	Special Charges	Total Cost	Avg Unit Cost	% of Total Cost
Site: BASSET MIDDLE SCHOOL - BASSET MIDDLE SCHOOL							
Electricity	51,794	KWH	\$8,151.59	\$0.00	\$8,151.59	0.1574	53.17%
Natural Gas	451	CCF	\$435.24	\$0.00	\$435.24	0.9651	2.84%
Water	1,443	CCF	\$6,196.86	\$0.00	\$6,196.86	4.2944	40.42%
Sewer	271	CCF	\$546.37	\$0.00	\$546.37	2.0161	3.56%
Total Cost:			\$15,330.06	\$0.00	\$15,330.06		

For BASSET
MIDDLE
SCHOOL



Filters: Cost Center Name Not Equal To DoNotReport; Billing Period Equal To 201606All Meter CodesAll Group Names

elpaso

Energy CAP

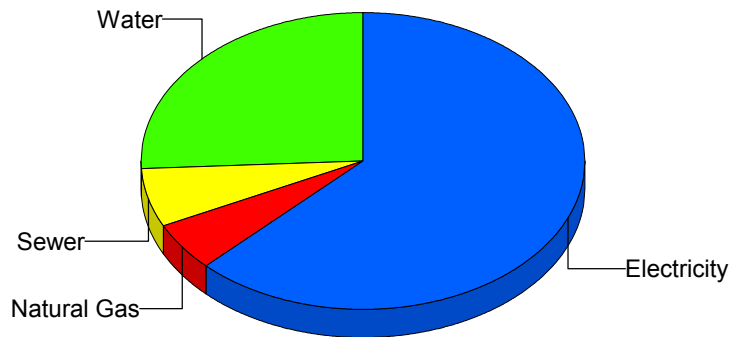
Cost Avoidance Program

Cost Summary Graph

Grouped by Energy Type

Energy Type	Use	Units	Meter Cost	Special Charges	Total Cost	Avg Unit Cost	% of Total Cost
Site: BEALL ELEMENTARY SCH - BEALL ELEMENTARY SCH							
Electricity	24,801	KWH	\$3,485.49	\$0.00	\$3,485.49	0.1405	62.59%
Natural Gas	138	CCF	\$286.98	\$0.00	\$286.98	2.0796	5.15%
Water	378	CCF	\$1,440.93	\$0.00	\$1,440.93	3.8120	25.88%
Sewer	83	CCF	\$354.97	\$0.00	\$354.97	4.2767	6.37%
Total Cost:			\$5,568.37	\$0.00	\$5,568.37		

For BEALL
ELEMENTARY
SCH



Electricity	62.6%
Natural Gas	5.2%
Sewer	6.4%
Water	25.9%
Total:	100.0%

Filters: Cost Center Name Not Equal To DoNotReport; Billing Period Equal To 201606All Meter CodesAll Group Names

elpaso

Energy CAP

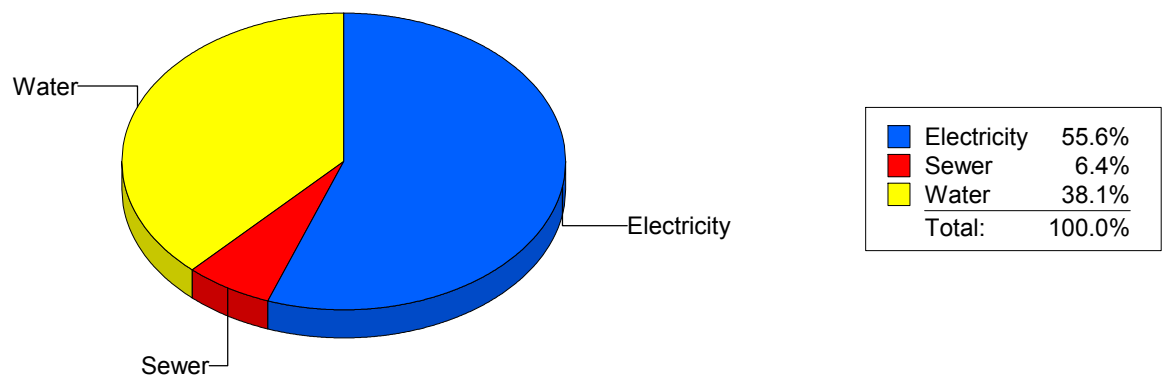
Cost Avoidance Program

Cost Summary Graph

Grouped by Energy Type

Energy Type	Use	Units	Meter Cost	Special Charges	Total Cost	Avg Unit Cost	% of Total Cost
Site: BLISS ELEMENTARY - BLISS ELEMENTARY							
Electricity	21,846	KWH	\$3,967.08	\$0.00	\$3,967.08	0.1816	55.58%
Water	656	CCF	\$2,716.85	\$0.00	\$2,716.85	4.1415	38.06%
Sewer	85	CCF	\$453.97	\$0.00	\$453.97	5.3408	6.36%
Total Cost:			\$7,137.90	\$0.00	\$7,137.90		

For BLISS
ELEMENTARY



Filters: Cost Center Name Not Equal To DoNotReport; Billing Period Equal To 201606All Meter CodesAll Group Names

elpaso

Energy CAP

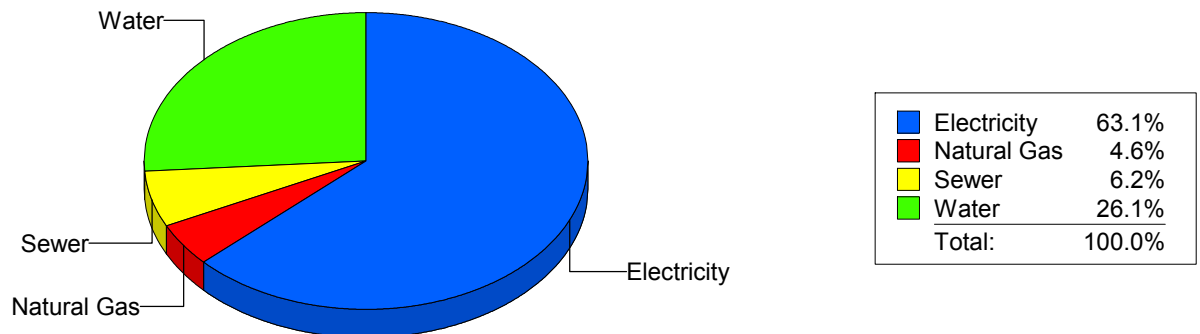
Cost Avoidance Program

Cost Summary Graph

Grouped by Energy Type

Energy Type	Use	Units	Meter Cost	Special Charges	Total Cost	Avg Unit Cost	% of Total Cost
Site: BOND - BOND ELEMENTARY							
Electricity	26,358	KWH	\$4,244.26	\$0.00	\$4,244.26	0.1610	63.07%
Natural Gas	187	CCF	\$310.86	\$0.00	\$310.86	1.6624	4.62%
Water	417	CCF	\$1,756.77	\$0.00	\$1,756.77	4.2129	26.11%
Sewer	120	CCF	\$417.53	\$0.00	\$417.53	3.4794	6.20%
Total Cost:			\$6,729.42	\$0.00	\$6,729.42		

For BOND
ELEMENTARY



Filters: Cost Center Name Not Equal To DoNotReport; Billing Period Equal To 201606All Meter CodesAll Group Names

elpaso

Energy CAP

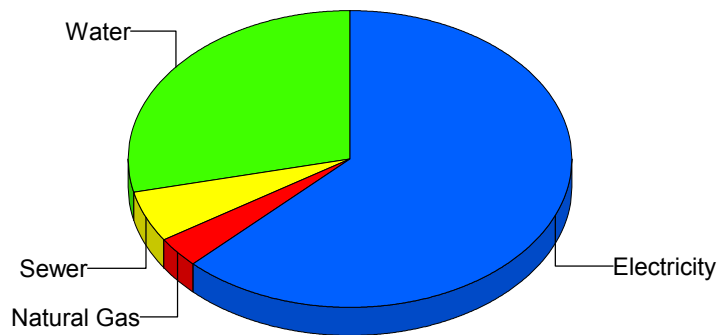
Cost Avoidance Program

Cost Summary Graph

Grouped by Energy Type

Energy Type	Use	Units	Meter Cost	Special Charges	Total Cost	Avg Unit Cost	% of Total Cost
Site: BONHAM ELEMENTARY SC - BONHAM ELEMENTARY SC							
Electricity	27,965	KWH	\$4,343.57	\$0.00	\$4,343.57	0.1553	62.47%
Natural Gas	281	CCF	\$237.71	\$0.00	\$237.71	0.8459	3.42%
Water	491	CCF	\$1,997.62	\$0.00	\$1,997.62	4.0685	28.73%
Sewer	98	CCF	\$374.11	\$0.00	\$374.11	3.8174	5.38%
Total Cost:			\$6,953.01	\$0.00	\$6,953.01		

For BONHAM
ELEMENTARY
SC



Electricity	62.5%
Natural Gas	3.4%
Sewer	5.4%
Water	28.7%
Total:	100.0%

Filters: Cost Center Name Not Equal To DoNotReport; Billing Period Equal To 201606All Meter CodesAll Group Names

elpaso

Energy CAP

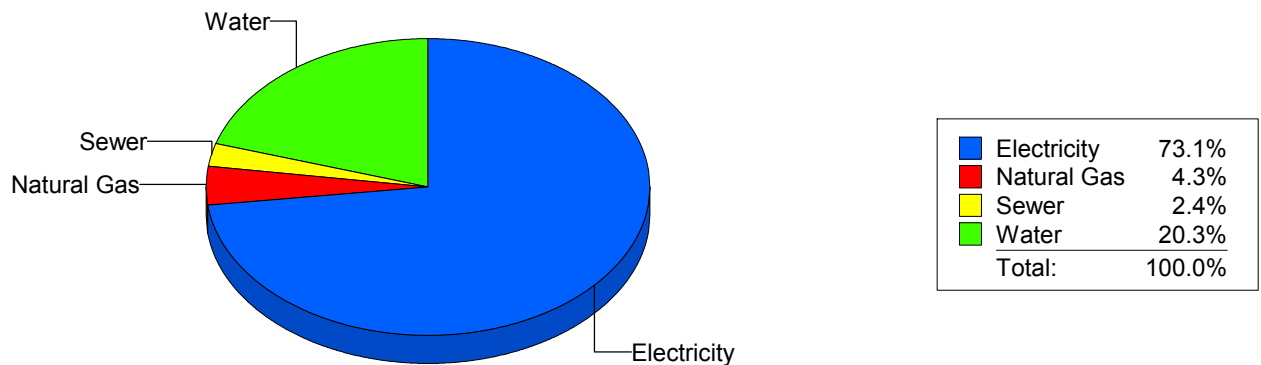
Cost Avoidance Program

Cost Summary Graph

Grouped by Energy Type

Energy Type	Use	Units	Meter Cost	Special Charges	Total Cost	Avg Unit Cost	% of Total Cost
Site: BOWIE HIGH SCHOOL - BOWIE HIGH SCHOOL							
Electricity	345,577	KWH	\$39,416.63	\$0.00	\$39,416.63	0.1141	73.06%
Natural Gas	4,674	CCF	\$2,313.59	\$0.00	\$2,313.59	0.4950	4.29%
Water	5,169	CCF	\$10,926.12	\$0.00	\$10,926.12	2.1138	20.25%
Sewer	441	CCF	\$1,297.85	\$0.00	\$1,297.85	2.9430	2.41%
Total Cost:			\$53,954.19	\$0.00	\$53,954.19		

For BOWIE
HIGH SCHOOL



Filters: Cost Center Name Not Equal To DoNotReport; Billing Period Equal To 201606All Meter CodesAll Group Names

elpaso

Energy CAP

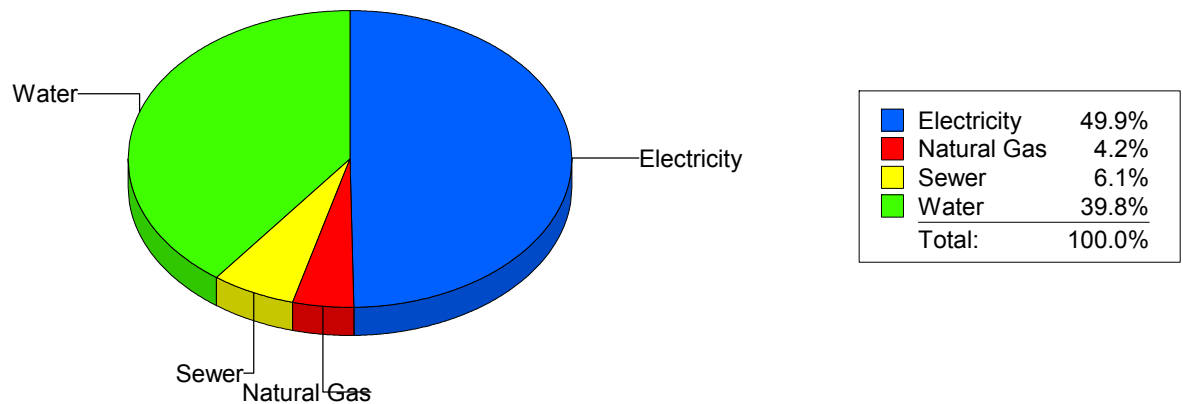
Cost Avoidance Program

Cost Summary Graph

Grouped by Energy Type

Energy Type	Use	Units	Meter Cost	Special Charges	Total Cost	Avg Unit Cost	% of Total Cost
Site: BRADLEY ELEMENTARY - BRADLEY ELEMENTARY							
Electricity	19,000	KWH	\$3,140.40	\$0.00	\$3,140.40	0.1653	49.85%
Natural Gas	343	CCF	\$266.93	\$0.00	\$266.93	0.7782	4.24%
Water	460	CCF	\$2,505.21	\$0.00	\$2,505.21	5.4461	39.77%
Sewer	105	CCF	\$387.00	\$0.00	\$387.00	3.6857	6.14%
Total Cost:			\$6,299.54	\$0.00	\$6,299.54		

For BRADLEY
ELEMENTARY



Filters: Cost Center Name Not Equal To DoNotReport; Billing Period Equal To 201606All Meter CodesAll Group Names

elpaso

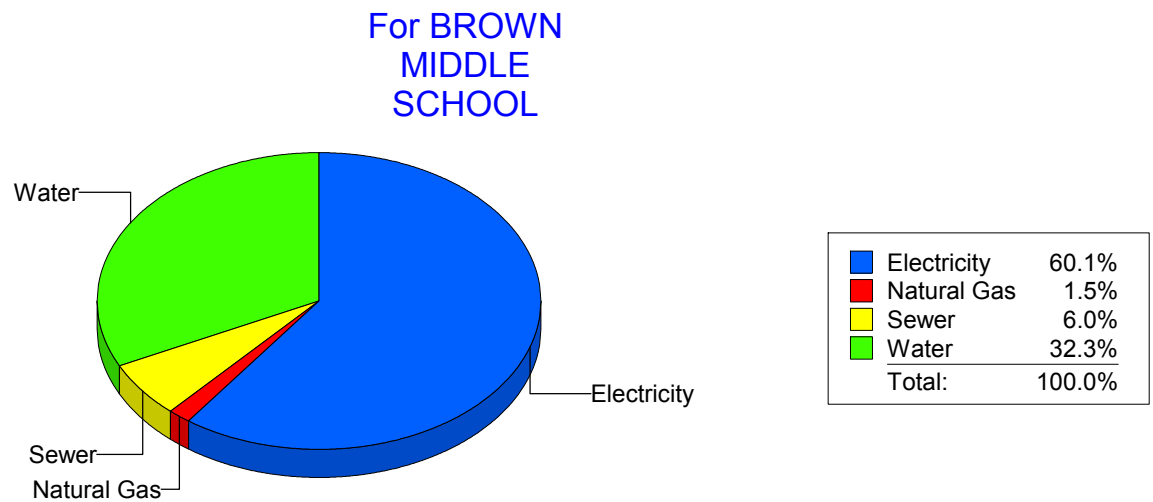
Energy CAP

Cost Avoidance Program

Cost Summary Graph

Grouped by Energy Type

Energy Type	Use	Units	Meter Cost	Special Charges	Total Cost	Avg Unit Cost	% of Total Cost
Site: BROWN MIDDLE SCHOOL - BROWN MIDDLE SCHOOL							
Electricity	100,000	KWH	\$9,392.47	\$0.00	\$9,392.47	0.0939	60.10%
Natural Gas	277	CCF	\$235.82	\$0.00	\$235.82	0.8513	1.51%
Water	1,366	CCF	\$5,054.79	\$0.00	\$5,054.79	3.7004	32.34%
Sewer	332	CCF	\$944.70	\$0.00	\$944.70	2.8455	6.05%
Total Cost:			\$15,627.78	\$0.00	\$15,627.78		



Filters: Cost Center Name Not Equal To DoNotReport; Billing Period Equal To 201606All Meter CodesAll Group Names

elpaso

Energy CAP

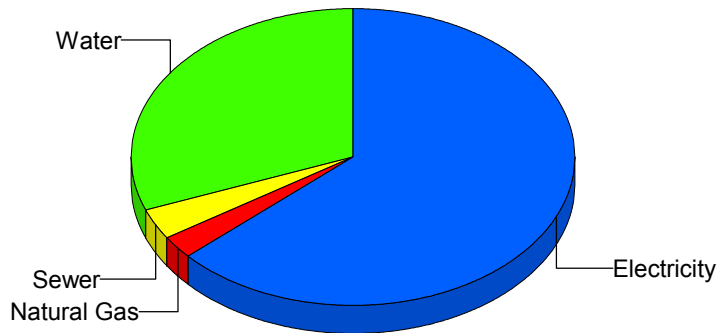
Cost Avoidance Program

Cost Summary Graph

Grouped by Energy Type

Energy Type	Use	Units	Meter Cost	Special Charges	Total Cost	Avg Unit Cost	% of Total Cost
Site: BURGESS HIGH SCHOOL - BURGESS HIGH SCHOOL							
Electricity	119,327	KWH	\$16,466.50	\$0.00	\$16,466.50	0.1380	63.20%
Natural Gas	707	CCF	\$667.89	\$0.00	\$667.89	0.9447	2.56%
Water	1,874	CCF	\$8,029.55	\$0.00	\$8,029.55	4.2847	30.82%
Sewer	287	CCF	\$888.82	\$0.00	\$888.82	3.0969	3.41%
Total Cost:			\$26,052.76	\$0.00	\$26,052.76		

For BURGESS
HIGH SCHOOL



Electricity	63.2%
Natural Gas	2.6%
Sewer	3.4%
Water	30.8%
Total:	100.0%

Filters: Cost Center Name Not Equal To DoNotReport; Billing Period Equal To 201606All Meter CodesAll Group Names

elpaso

Energy CAP

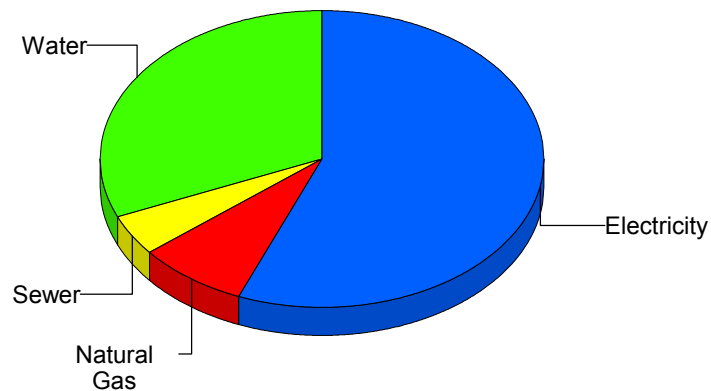
Cost Avoidance Program

Cost Summary Graph

Grouped by Energy Type

Energy Type	Use	Units	Meter Cost	Special Charges	Total Cost	Avg Unit Cost	% of Total Cost
Site: BURLESON ELEMENTARY - BURLESON ELEMENTARY							
Electricity	18,628	KWH	\$3,214.61	\$0.00	\$3,214.61	0.1726	55.97%
Natural Gas	273	CCF	\$463.61	\$0.00	\$463.61	1.6982	8.07%
Water	593	CCF	\$1,802.94	\$0.00	\$1,802.94	3.0404	31.39%
Sewer	69	CCF	\$262.07	\$0.00	\$262.07	3.7981	4.56%
Total Cost:			\$5,743.23	\$0.00	\$5,743.23		

For
BURLESON
ELEMENTARY



Electricity	56.0%
Natural Gas	8.1%
Sewer	4.6%
Water	31.4%
Total:	100.0%

Filters: Cost Center Name Not Equal To DoNotReport; Billing Period Equal To 201606All Meter CodesAll Group Names

elpaso

Energy CAP

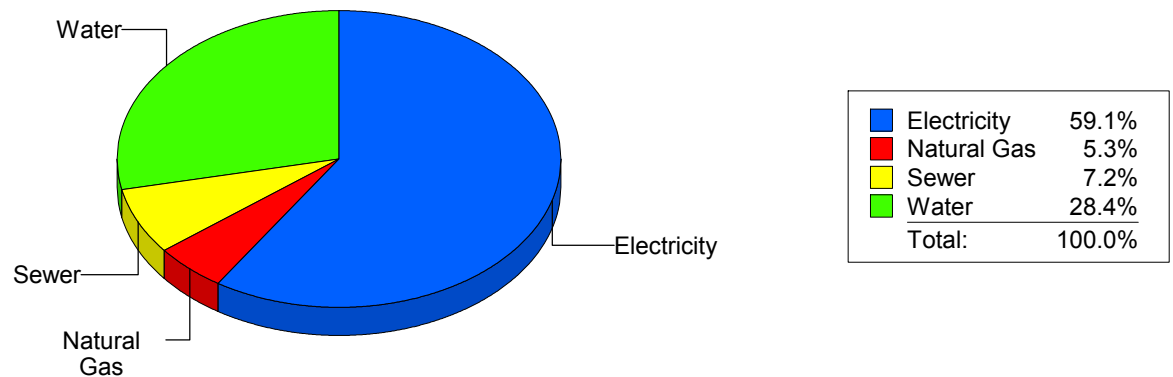
Cost Avoidance Program

Cost Summary Graph

Grouped by Energy Type

Energy Type	Use	Units	Meter Cost	Special Charges	Total Cost	Avg Unit Cost	% of Total Cost
Site: BURNET ELEMENTARY - BURNET ELEMENTARY							
Electricity	16,014	KWH	\$2,926.51	\$0.00	\$2,926.51	0.1827	59.08%
Natural Gas	86	CCF	\$265.02	\$0.00	\$265.02	3.0816	5.35%
Water	377	CCF	\$1,406.06	\$0.00	\$1,406.06	3.7296	28.38%
Sewer	47	CCF	\$356.12	\$0.00	\$356.12	7.5770	7.19%
Total Cost:			\$4,953.71	\$0.00	\$4,953.71		

For BURNET
ELEMENTARY



Filters: Cost Center Name Not Equal To DoNotReport; Billing Period Equal To 201606All Meter CodesAll Group Names

elpaso

Energy CAP

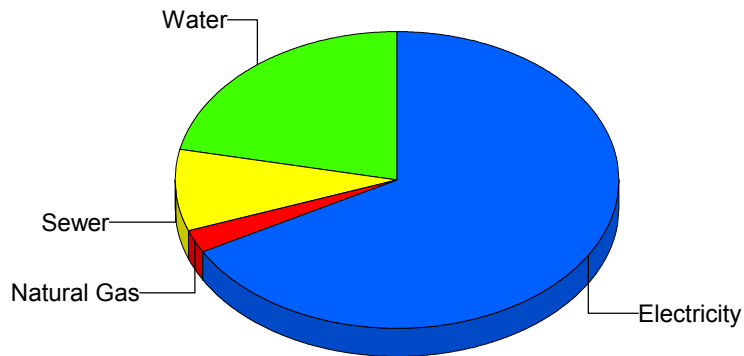
Cost Avoidance Program

Cost Summary Graph

Grouped by Energy Type

Energy Type	Use	Units	Meter Cost	Special Charges	Total Cost	Avg Unit Cost	% of Total Cost
Site: CANYON HILLS MIDDLE - CANYON HILLS MIDDLE							
Electricity	58,500	KWH	\$8,773.55	\$0.00	\$8,773.55	0.1500	67.01%
Natural Gas	228	CCF	\$329.80	\$0.00	\$329.80	1.4465	2.52%
Water	870	CCF	\$2,843.54	\$0.00	\$2,843.54	3.2684	21.72%
Sewer	190	CCF	\$1,145.25	\$0.00	\$1,145.25	6.0276	8.75%
Total Cost:			\$13,092.14	\$0.00	\$13,092.14		

For CANYON
HILLS MIDDLE



Electricity	67.0%
Natural Gas	2.5%
Sewer	8.7%
Water	21.7%
Total:	100.0%

Filters: Cost Center Name Not Equal To DoNotReport; Billing Period Equal To 201606All Meter CodesAll Group Names

elpaso

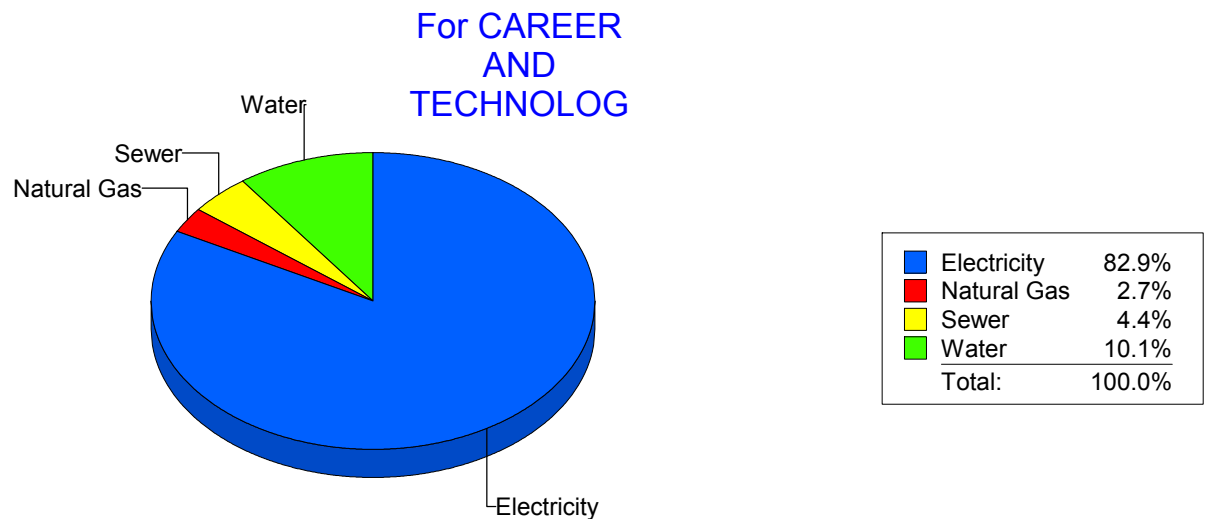
Energy CAP

Cost Avoidance Program

Cost Summary Graph

Grouped by Energy Type

Energy Type	Use	Units	Meter Cost	Special Charges	Total Cost	Avg Unit Cost	% of Total Cost
Site: CAREER AND TECHNOLOG - CAREER AND TECHNOLOG							
Electricity	88,853	KWH	\$11,579.63	\$0.00	\$11,579.63	0.1303	82.88%
Natural Gas	570	CCF	\$372.49	\$0.00	\$372.49	0.6535	2.67%
Water	418	CCF	\$1,408.11	\$0.00	\$1,408.11	3.3687	10.08%
Sewer	356	CCF	\$612.17	\$0.00	\$612.17	1.7196	4.38%
Total Cost:			\$13,972.40	\$0.00	\$13,972.40		



Filters: Cost Center Name Not Equal To DoNotReport; Billing Period Equal To 201606All Meter CodesAll Group Names

elpaso

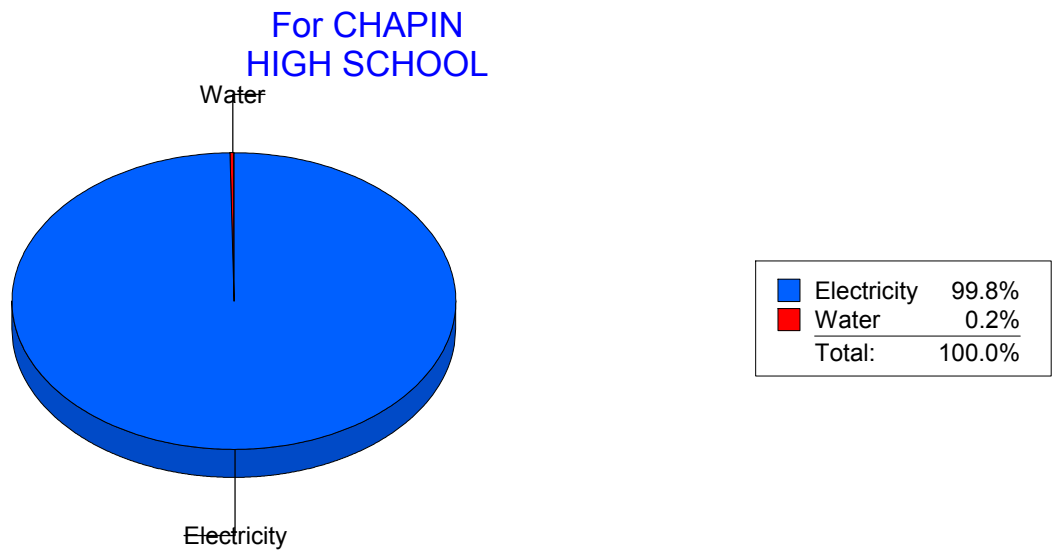
Energy CAP

Cost Avoidance Program

Cost Summary Graph

Grouped by Energy Type

Energy Type	Use	Units	Meter Cost	Special Charges	Total Cost	Avg Unit Cost	% of Total Cost
Site: CHAPIN HIGH SCHOOL - CHAPIN HIGH SCHOOL							
Electricity	311,850	KWH	\$34,495.18	\$0.00	\$34,495.18	0.1106	99.84%
Water	0	CCF	\$56.58	\$0.00	\$56.58	0.0000	0.16%
Total Cost:			\$34,551.76	\$0.00	\$34,551.76		



Filters: Cost Center Name Not Equal To DoNotReport; Billing Period Equal To 201606All Meter CodesAll Group Names

elpaso

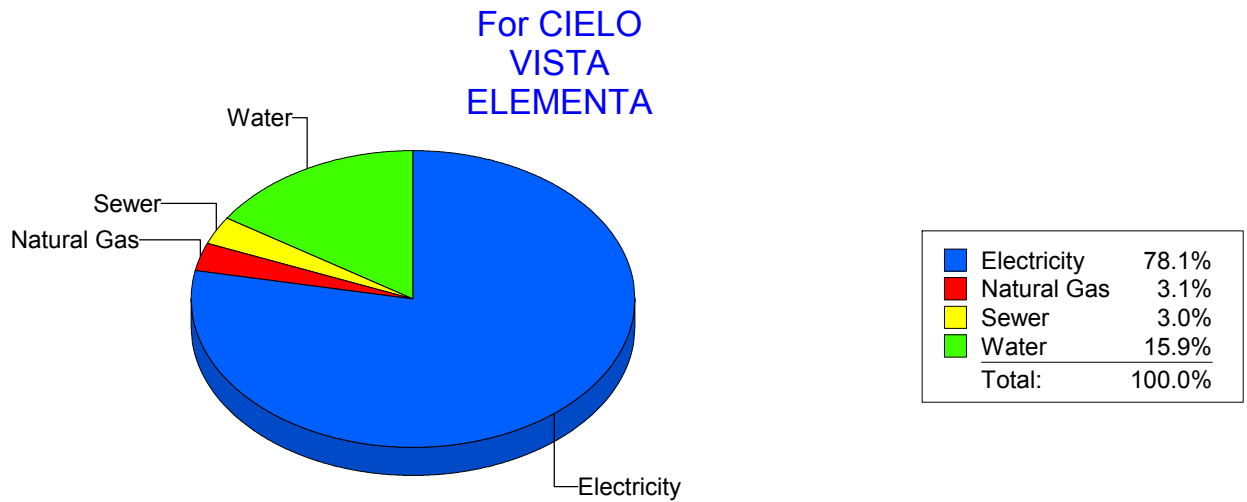
Energy CAP

Cost Avoidance Program

Cost Summary Graph

Grouped by Energy Type

Energy Type	Use	Units	Meter Cost	Special Charges	Total Cost	Avg Unit Cost	% of Total Cost
Site: CIELO VISTA ELEMENTA - CIELO VISTA ELEMENTA							
Electricity	39,080	KWH	\$7,854.47	\$0.00	\$7,854.47	0.2010	78.07%
Natural Gas	190	CCF	\$312.34	\$0.00	\$312.34	1.6439	3.10%
Water	492	CCF	\$1,596.44	\$0.00	\$1,596.44	3.2448	15.87%
Sewer	44	CCF	\$297.22	\$0.00	\$297.22	6.7550	2.95%
Total Cost:			\$10,060.47	\$0.00	\$10,060.47		



Filters: Cost Center Name Not Equal To DoNotReport; Billing Period Equal To 201606All Meter CodesAll Group Names

el Paso

Energy CAP

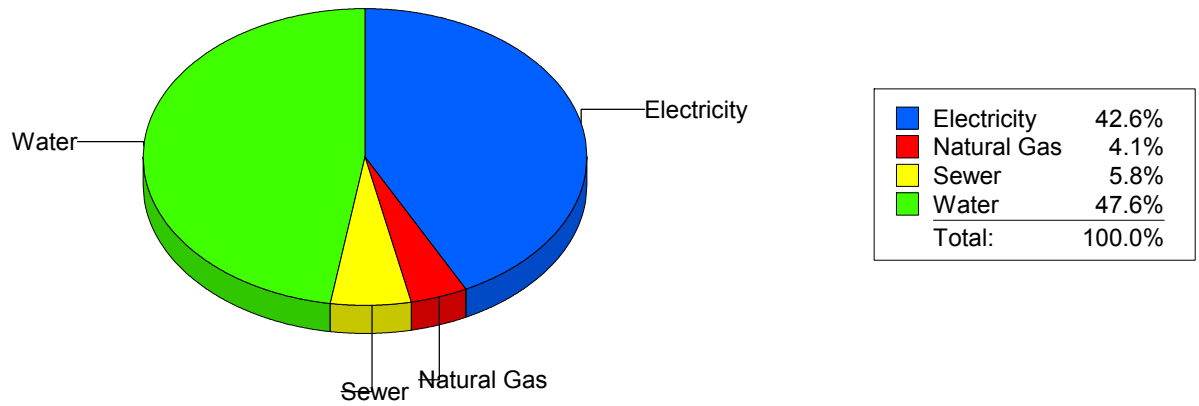
Cost Avoidance Program

Cost Summary Graph

Grouped by Energy Type

Energy Type	Use	Units	Meter Cost	Special Charges	Total Cost	Avg Unit Cost	% of Total Cost
Site: CLARDY ELEMENTARY SC - CLARDY ELEMENTARY SC							
Electricity	19,987	KWH	\$3,786.29	\$0.00	\$3,786.29	0.1894	42.56%
Natural Gas	293	CCF	\$360.89	\$0.00	\$360.89	1.2317	4.06%
Water	867	CCF	\$4,234.66	\$0.00	\$4,234.66	4.8843	47.60%
Sewer	149	CCF	\$514.88	\$0.00	\$514.88	3.4556	5.79%
Total Cost:			\$8,896.72	\$0.00	\$8,896.72		

For CLARDY
ELEMENTARY
SC



Filters: Cost Center Name Not Equal To DoNotReport; Billing Period Equal To 201606All Meter CodesAll Group Names

elpaso

Energy CAP

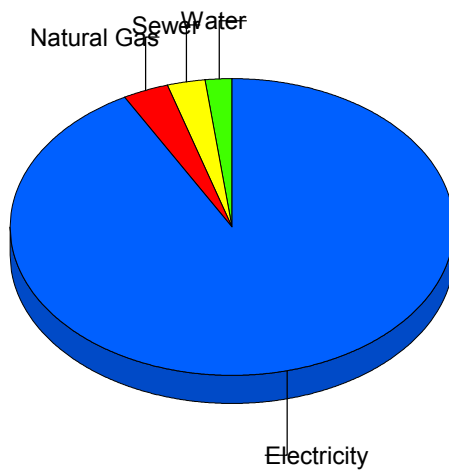
Cost Avoidance Program

Cost Summary Graph

Grouped by Energy Type

Energy Type	Use	Units	Meter Cost	Special Charges	Total Cost	Avg Unit Cost	% of Total Cost
Site: CLENDININ - CLENDININ							
Electricity	47,639	KWH	\$7,029.65	\$0.00	\$7,029.65	0.1476	92.02%
Natural Gas	297	CCF	\$245.26	\$0.00	\$245.26	0.8258	3.21%
Water	7	CCF	\$140.44	\$0.00	\$140.44	20.0629	1.84%
Sewer	0	CCF	\$224.26	\$0.00	\$224.26	0.0000	2.94%
Total Cost:			\$7,639.61	\$0.00	\$7,639.61		

For CLENDININ



Electricity	92.0%
Natural Gas	3.2%
Sewer	2.9%
Water	1.8%
Total:	100.0%

Filters: Cost Center Name Not Equal To DoNotReport; Billing Period Equal To 201606All Meter CodesAll Group Names

elpaso

Energy CAP

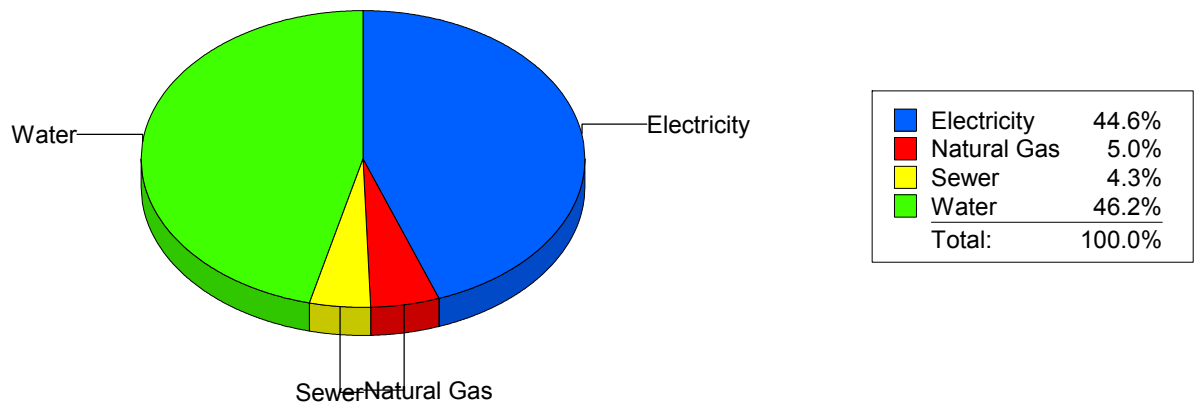
Cost Avoidance Program

Cost Summary Graph

Grouped by Energy Type

Energy Type	Use	Units	Meter Cost	Special Charges	Total Cost	Avg Unit Cost	% of Total Cost
Site: COLDWELL INTERMEDIAT - COLDWELL INTERMEDIAT							
Electricity	21,620	KWH	\$3,836.65	\$0.00	\$3,836.65	0.1775	44.58%
Natural Gas	187	CCF	\$427.22	\$0.00	\$427.22	2.2846	4.96%
Water	715	CCF	\$3,975.48	\$0.00	\$3,975.48	5.5601	46.19%
Sewer	182	CCF	\$367.47	\$0.00	\$367.47	2.0191	4.27%
Total Cost:			\$8,606.82	\$0.00	\$8,606.82		

For
COLDWELL
INTERMEDIAT



Filters: Cost Center Name Not Equal To DoNotReport; Billing Period Equal To 201606All Meter CodesAll Group Names

elpaso

Energy CAP

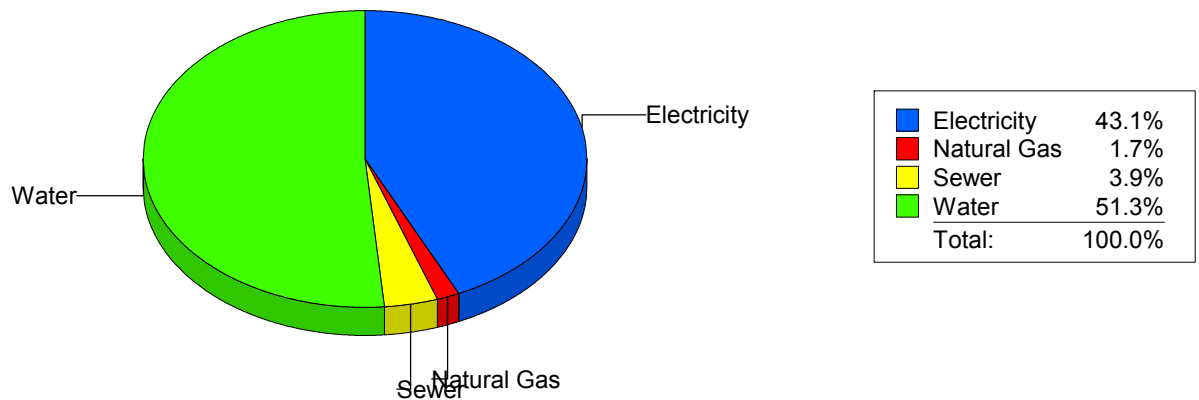
Cost Avoidance Program

Cost Summary Graph

Grouped by Energy Type

Energy Type	Use	Units	Meter Cost	Special Charges	Total Cost	Avg Unit Cost	% of Total Cost
Site: COLLINS ELEMENTARY - COLLINS ELEMENTARY							
Electricity	39,024	KWH	\$6,042.18	\$0.00	\$6,042.18	0.1548	43.12%
Natural Gas	0	CCF	\$235.06	\$0.00	\$235.06	0.0000	1.68%
Water	1,430	CCF	\$7,193.22	\$0.00	\$7,193.22	5.0302	51.33%
Sewer	184	CCF	\$543.07	\$0.00	\$543.07	2.9515	3.88%
Total Cost:			\$14,013.53	\$0.00	\$14,013.53		

For COLLINS
ELEMENTARY



Filters: Cost Center Name Not Equal To DoNotReport; Billing Period Equal To 201606All Meter CodesAll Group Names

elpaso

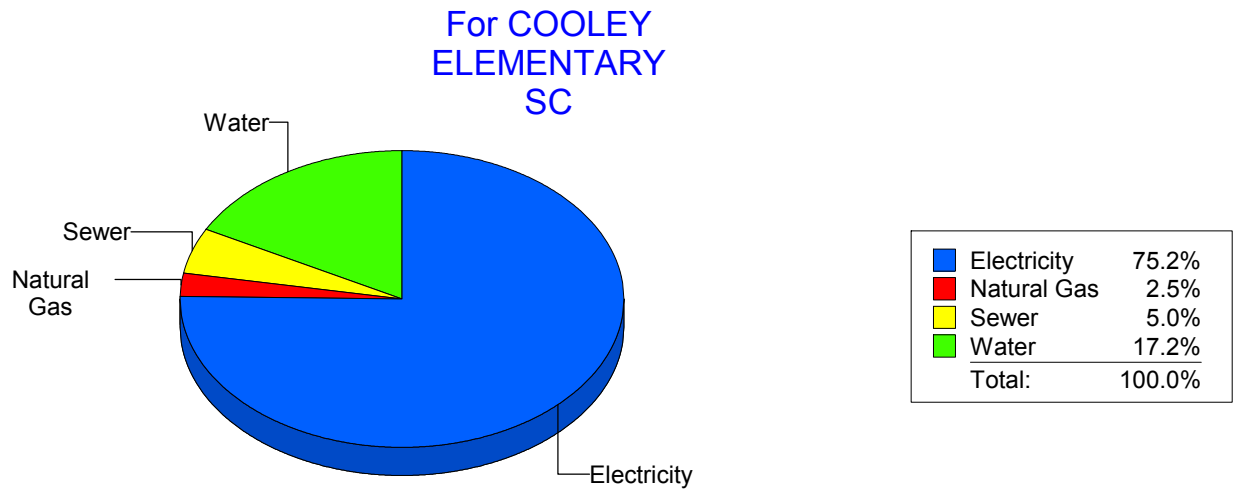
Energy CAP

Cost Avoidance Program

Cost Summary Graph

Grouped by Energy Type

Energy Type	Use	Units	Meter Cost	Special Charges	Total Cost	Avg Unit Cost	% of Total Cost
Site: COOLEY ELEMENTARY SC - COOLEY ELEMENTARY SC							
Electricity	87,000	KWH	\$11,432.19	\$0.00	\$11,432.19	0.1314	75.24%
Natural Gas	347	CCF	\$386.35	\$0.00	\$386.35	1.1134	2.54%
Water	545	CCF	\$2,619.47	\$0.00	\$2,619.47	4.8064	17.24%
Sewer	157	CCF	\$756.95	\$0.00	\$756.95	4.8213	4.98%
Total Cost:			\$15,194.96	\$0.00	\$15,194.96		



Filters: Cost Center Name Not Equal To DoNotReport; Billing Period Equal To 201606All Meter CodesAll Group Names

elpaso

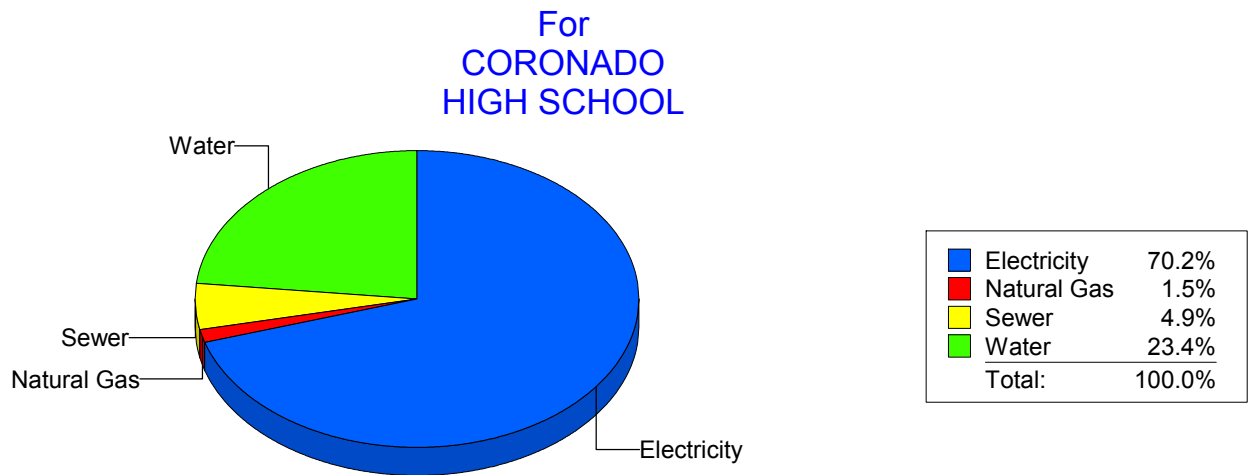
Energy CAP

Cost Avoidance Program

Cost Summary Graph

Grouped by Energy Type

Energy Type	Use	Units	Meter Cost	Special Charges	Total Cost	Avg Unit Cost	% of Total Cost
Site: CORONADO HIGH SCHOOL - CORONADO HIGH SCHOOL							
Electricity	252,682	KWH	\$30,771.31	\$0.00	\$30,771.31	0.1218	70.18%
Natural Gas	995	CCF	\$679.52	\$0.00	\$679.52	0.6829	1.55%
Water	4,950	CCF	\$10,240.13	\$0.00	\$10,240.13	2.0687	23.36%
Sewer	1,352	CCF	\$2,153.71	\$0.00	\$2,153.71	1.5930	4.91%
Total Cost:			\$43,844.67	\$0.00	\$43,844.67		



Filters: Cost Center Name Not Equal To DoNotReport; Billing Period Equal To 201606All Meter CodesAll Group Names

elpaso

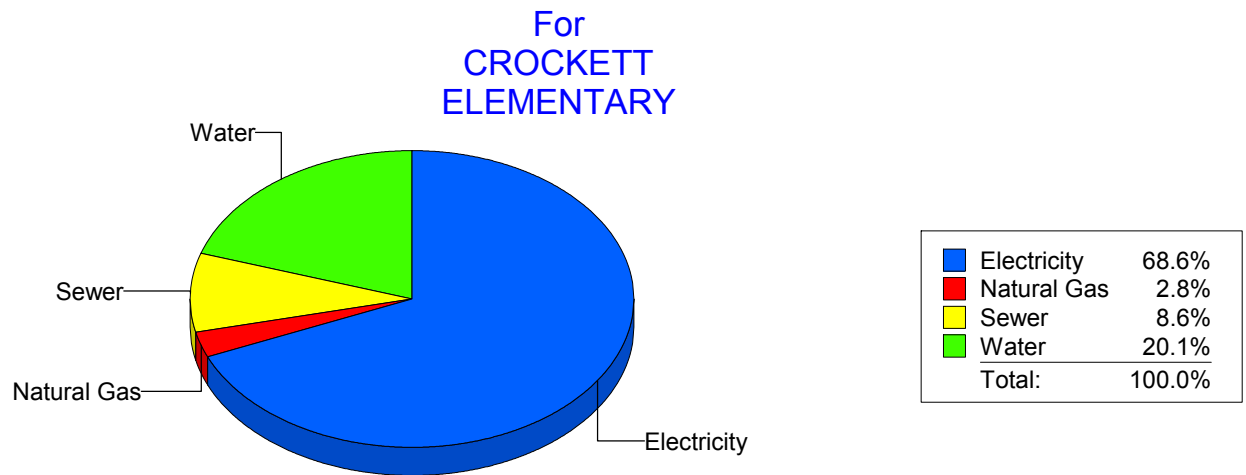
Energy CAP

Cost Avoidance Program

Cost Summary Graph

Grouped by Energy Type

Energy Type	Use	Units	Meter Cost	Special Charges	Total Cost	Avg Unit Cost	% of Total Cost
Site: CROCKETT - CROCKETT ELEMENTARY							
Electricity	25,348	KWH	\$4,456.77	\$0.00	\$4,456.77	0.1758	68.56%
Natural Gas	160	CCF	\$180.68	\$0.00	\$180.68	1.1293	2.78%
Water	370	CCF	\$1,305.61	\$0.00	\$1,305.61	3.5287	20.09%
Sewer	85	CCF	\$557.28	\$0.00	\$557.28	6.5562	8.57%
Total Cost:			\$6,500.34	\$0.00	\$6,500.34		



Filters: Cost Center Name Not Equal To DoNotReport; Billing Period Equal To 201606All Meter CodesAll Group Names

elpaso

Energy CAP

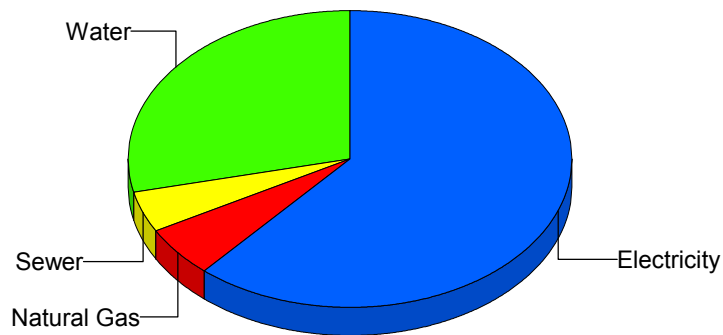
Cost Avoidance Program

Cost Summary Graph

Grouped by Energy Type

Energy Type	Use	Units	Meter Cost	Special Charges	Total Cost	Avg Unit Cost	% of Total Cost
Site: CROSBY ELEMENTARY - CROSBY ELEMENTARY							
Electricity	27,624	KWH	\$4,292.14	\$0.00	\$4,292.14	0.1554	61.40%
Natural Gas	349	CCF	\$387.16	\$0.00	\$387.16	1.1093	5.54%
Water	424	CCF	\$2,006.64	\$0.00	\$2,006.64	4.7326	28.70%
Sewer	81	CCF	\$304.97	\$0.00	\$304.97	3.7651	4.36%
Total Cost:			\$6,990.91	\$0.00	\$6,990.91		

For CROSBY
ELEMENTARY



Filters: Cost Center Name Not Equal To DoNotReport; Billing Period Equal To 201606All Meter CodesAll Group Names

elpaso

Energy CAP

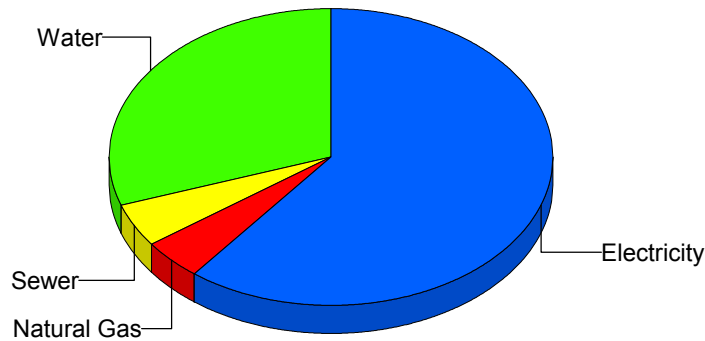
Cost Avoidance Program

Cost Summary Graph

Grouped by Energy Type

Energy Type	Use	Units	Meter Cost	Special Charges	Total Cost	Avg Unit Cost	% of Total Cost
Site: DOUGLASS ELEMENTARY - DOUGLASS ELEMENTARY							
Electricity	33,159	KWH	\$4,817.11	\$0.00	\$4,817.11	0.1453	60.54%
Natural Gas	282	CCF	\$355.71	\$0.00	\$355.71	1.2614	4.47%
Water	518	CCF	\$2,407.72	\$0.00	\$2,407.72	4.6481	30.26%
Sewer	83	CCF	\$376.04	\$0.00	\$376.04	4.5306	4.73%
Total Cost:			\$7,956.58	\$0.00	\$7,956.58		

For
DOUGLASS
ELEMENTARY



Electricity	60.5%
Natural Gas	4.5%
Sewer	4.7%
Water	30.3%
Total:	100.0%

Filters: Cost Center Name Not Equal To DoNotReport; Billing Period Equal To 201606All Meter CodesAll Group Names

elpaso

Energy CAP

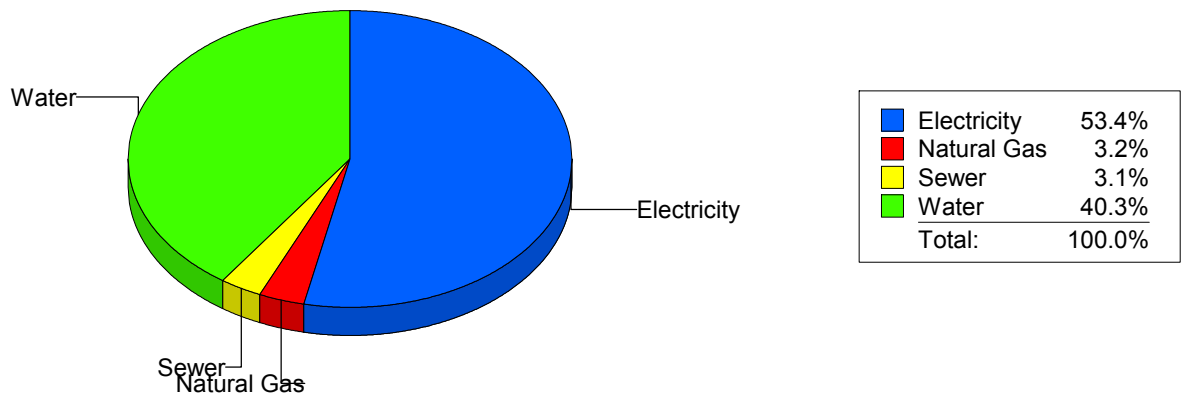
Cost Avoidance Program

Cost Summary Graph

Grouped by Energy Type

Energy Type	Use	Units	Meter Cost	Special Charges	Total Cost	Avg Unit Cost	% of Total Cost
Site: DOWELL ELEMENTARY - DOWELL ELEMENTARY							
Electricity	16,435	KWH	\$2,793.49	\$0.00	\$2,793.49	0.1700	53.45%
Natural Gas	131	CCF	\$166.98	\$0.00	\$166.98	1.2747	3.19%
Water	650	CCF	\$2,106.30	\$0.00	\$2,106.30	3.2405	40.30%
Sewer	91	CCF	\$159.85	\$0.00	\$159.85	1.7566	3.06%
Total Cost:			\$5,226.62	\$0.00	\$5,226.62		

For DOWELL
ELEMENTARY



Filters: Cost Center Name Not Equal To DoNotReport; Billing Period Equal To 201606All Meter CodesAll Group Names

elpaso

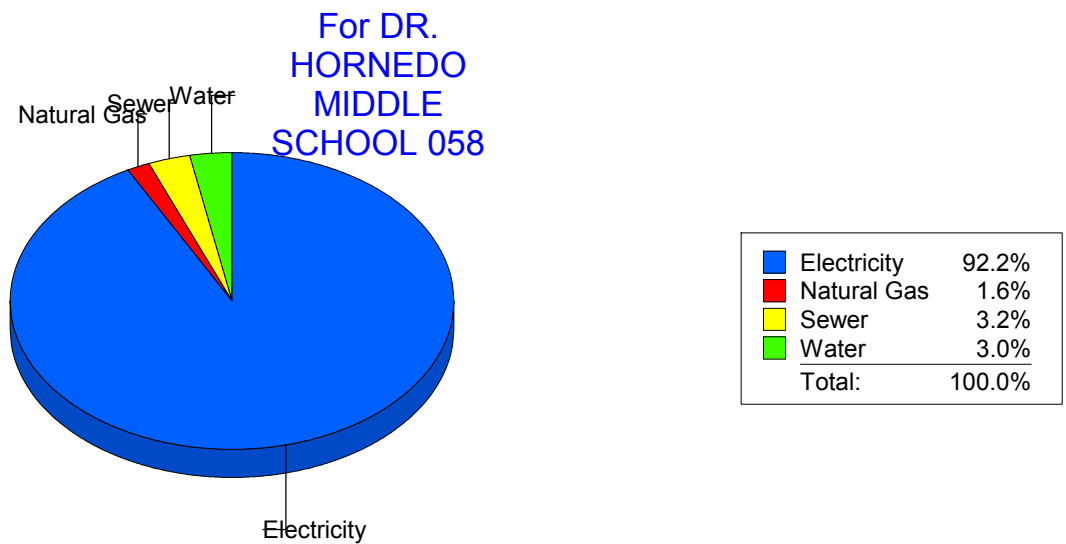
Energy CAP

Cost Avoidance Program

Cost Summary Graph

Grouped by Energy Type

Energy Type	Use	Units	Meter Cost	Special Charges	Total Cost	Avg Unit Cost	% of Total Cost
Site: DRHORNEDOMIDDLESCHOOL - DR. HORNEDO MIDDLE SCHOOL 058							
Electricity	108,900	KWH	\$18,371.88	\$0.00	\$18,371.88	0.1687	92.22%
Natural Gas	456	CCF	\$320.18	\$0.00	\$320.18	0.7021	1.61%
Water	112	CCF	\$592.64	\$0.00	\$592.64	5.2914	2.97%
Sewer	119	CCF	\$637.80	\$0.00	\$637.80	5.3597	3.20%
Total Cost:			\$19,922.50	\$0.00	\$19,922.50		



Filters: Cost Center Name Not Equal To DoNotReport; Billing Period Equal To 201606All Meter CodesAll Group Names

elpaso

Energy CAP

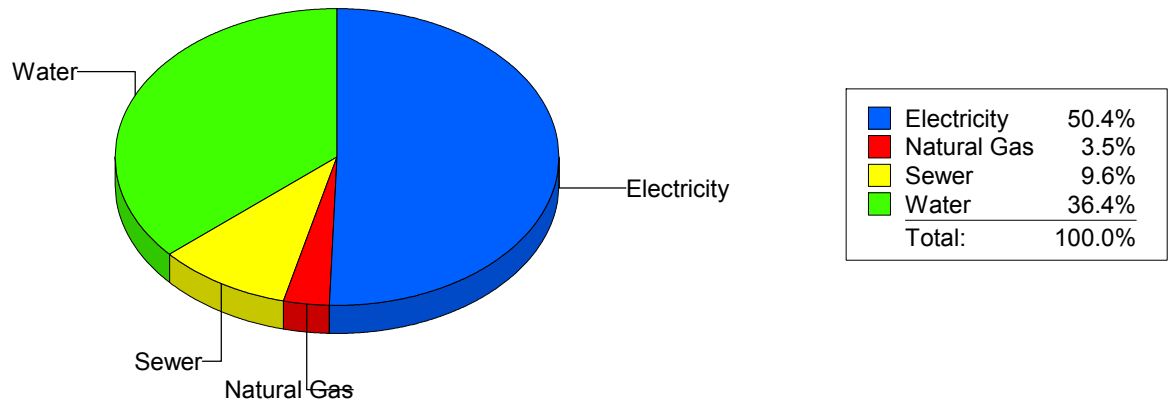
Cost Avoidance Program

Cost Summary Graph

Grouped by Energy Type

Energy Type	Use	Units	Meter Cost	Special Charges	Total Cost	Avg Unit Cost	% of Total Cost
Site: DR. L.A. NIXON ELEME - DR. L.A. NIXON ELEME							
Electricity	37,520	KWH	\$5,041.73	\$0.00	\$5,041.73	0.1344	50.44%
Natural Gas	271	CCF	\$350.52	\$0.00	\$350.52	1.2934	3.51%
Water	1,159	CCF	\$3,642.07	\$0.00	\$3,642.07	3.1424	36.43%
Sewer	136	CCF	\$962.03	\$0.00	\$962.03	7.0738	9.62%
Total Cost:			\$9,996.35	\$0.00	\$9,996.35		

For DR. L.A.
NIXON ELEME



Filters: Cost Center Name Not Equal To DoNotReport; Billing Period Equal To 201606All Meter CodesAll Group Names

elpaso

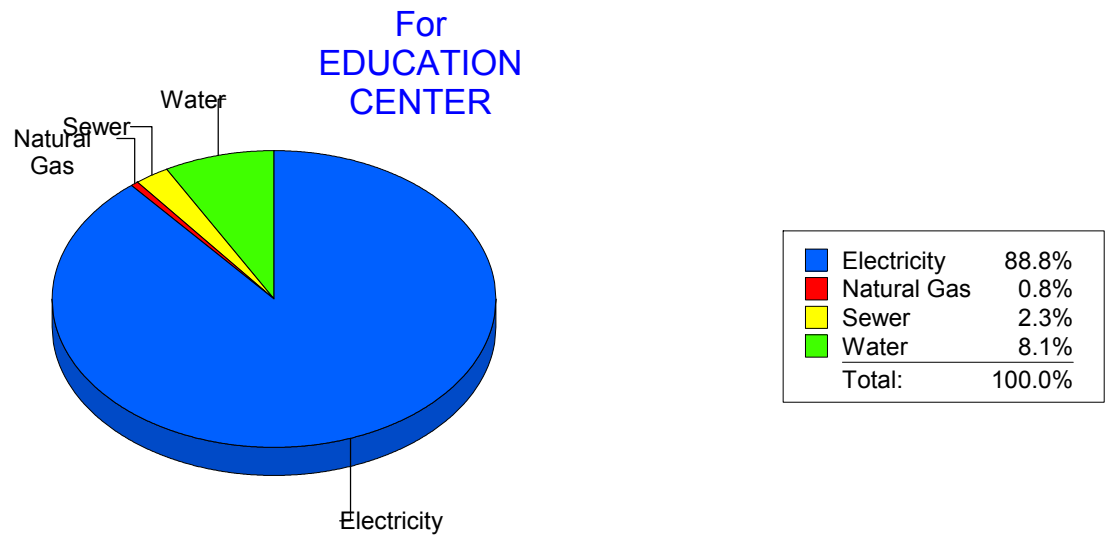
Energy CAP

Cost Avoidance Program

Cost Summary Graph

Grouped by Energy Type

Energy Type	Use	Units	Meter Cost	Special Charges	Total Cost	Avg Unit Cost	% of Total Cost
Site: EDUCATION CENTER - EDUCATION CENTER							
Electricity	339,905	KWH	\$36,610.49	\$0.00	\$36,610.49	0.1077	88.81%
Natural Gas	449	CCF	\$316.90	\$0.00	\$316.90	0.7058	0.77%
Water	854	CCF	\$3,351.53	\$0.00	\$3,351.53	3.9245	8.13%
Sewer	373	CCF	\$945.19	\$0.00	\$945.19	2.5340	2.29%
Total Cost:			\$41,224.11	\$0.00	\$41,224.11		



Filters: Cost Center Name Not Equal To DoNotReport; Billing Period Equal To 201606All Meter CodesAll Group Names

elpaso

Energy CAP

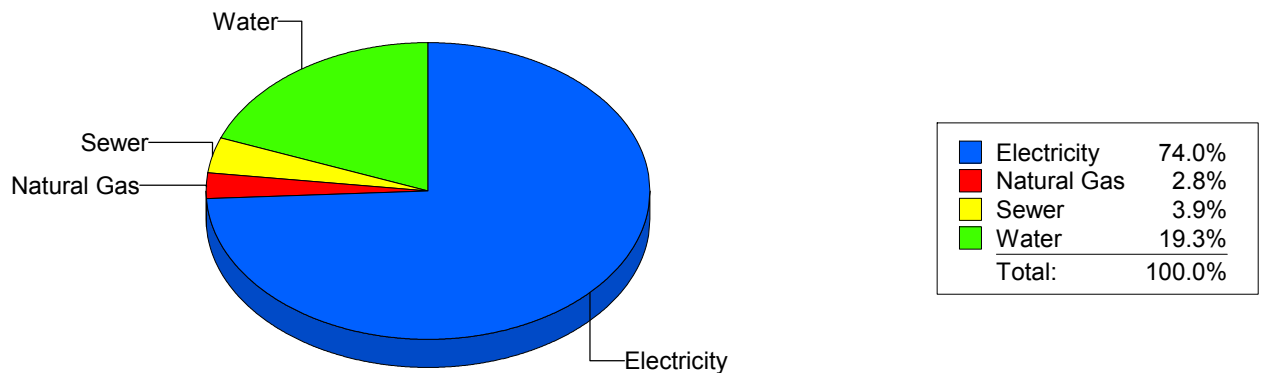
Cost Avoidance Program

Cost Summary Graph

Grouped by Energy Type

Energy Type	Use	Units	Meter Cost	Special Charges	Total Cost	Avg Unit Cost	% of Total Cost
Site: EL PASO HIGH SCHOOL - EL PASO HIGH SCHOOL							
Electricity	173,770	KWH	\$22,459.91	\$0.00	\$22,459.91	0.1293	74.03%
Natural Gas	380	CCF	\$859.48	\$0.00	\$859.48	2.2618	2.83%
Water	1,420	CCF	\$5,848.74	\$0.00	\$5,848.74	4.1188	19.28%
Sewer	355	CCF	\$1,169.18	\$0.00	\$1,169.18	3.2935	3.85%
Total Cost:			\$30,337.31	\$0.00	\$30,337.31		

For EL PASO
HIGH SCHOOL



Filters: Cost Center Name Not Equal To DoNotReport; Billing Period Equal To 201606All Meter CodesAll Group Names

elpaso

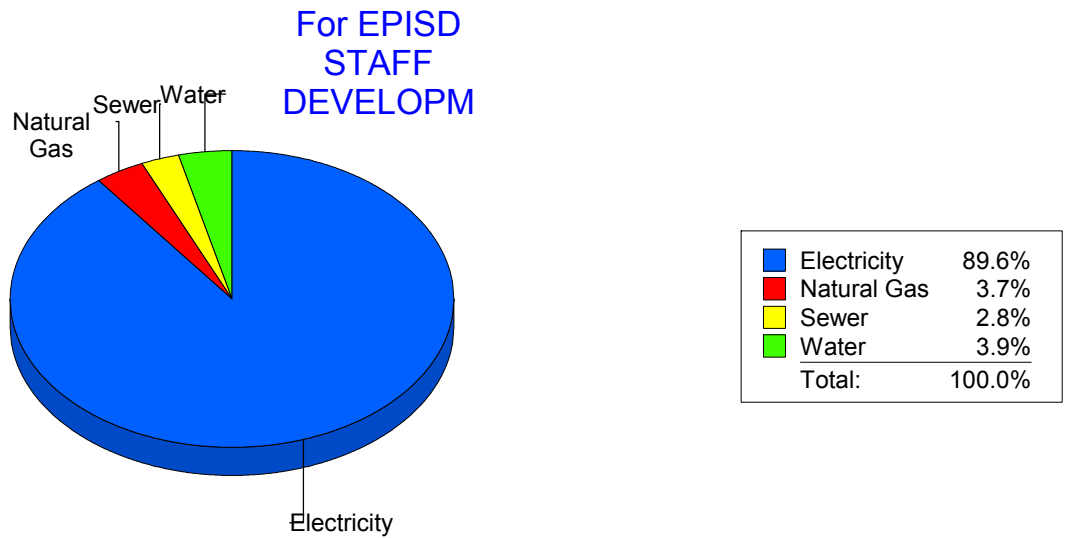
Energy CAP

Cost Avoidance Program

Cost Summary Graph

Grouped by Energy Type

Energy Type	Use	Units	Meter Cost	Special Charges	Total Cost	Avg Unit Cost	% of Total Cost
Site: EPISD STAFF DEVELOPM - EPISD STAFF DEVELOPM							
Electricity	22,720	KWH	\$2,968.45	\$0.00	\$2,968.45	0.1307	89.61%
Natural Gas	14	CCF	\$122.41	\$0.00	\$122.41	8.7436	3.70%
Water	25	CCF	\$129.66	\$0.00	\$129.66	5.1864	3.91%
Sewer	15	CCF	\$92.20	\$0.00	\$92.20	6.1467	2.78%
Total Cost:			\$3,312.72	\$0.00	\$3,312.72		



Filters: Cost Center Name Not Equal To DoNotReport; Billing Period Equal To 201606All Meter CodesAll Group Names

elpaso

Energy CAP

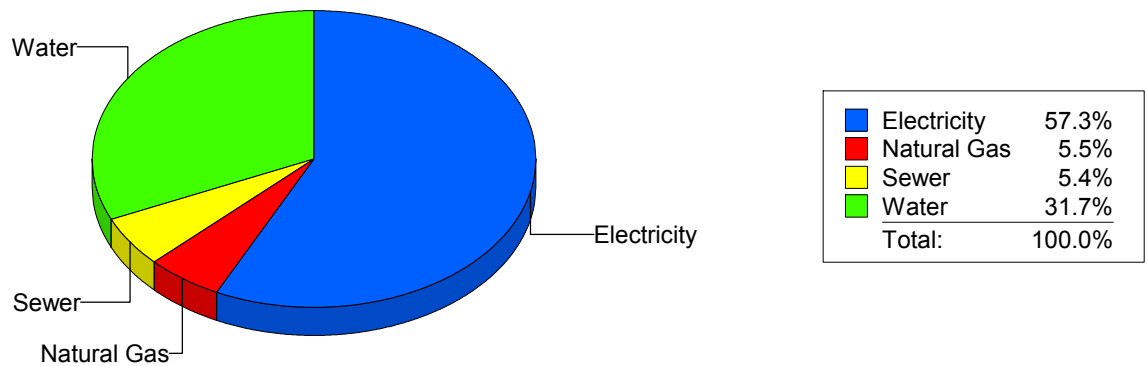
Cost Avoidance Program

Cost Summary Graph

Grouped by Energy Type

Energy Type	Use	Units	Meter Cost	Special Charges	Total Cost	Avg Unit Cost	% of Total Cost
Site: FANNIN ELEMENTARY - FANNIN ELEMENTARY							
Electricity	26,057	KWH	\$4,514.98	\$0.00	\$4,514.98	0.1733	57.35%
Natural Gas	203	CCF	\$435.99	\$0.00	\$435.99	2.1477	5.54%
Water	824	CCF	\$2,498.24	\$0.00	\$2,498.24	3.0318	31.73%
Sewer	108	CCF	\$424.13	\$0.00	\$424.13	3.9271	5.39%
Total Cost:			\$7,873.34	\$0.00	\$7,873.34		

For FANNIN
ELEMENTARY



Filters: Cost Center Name Not Equal To DoNotReport; Billing Period Equal To 201606All Meter CodesAll Group Names

el Paso

Energy CAP

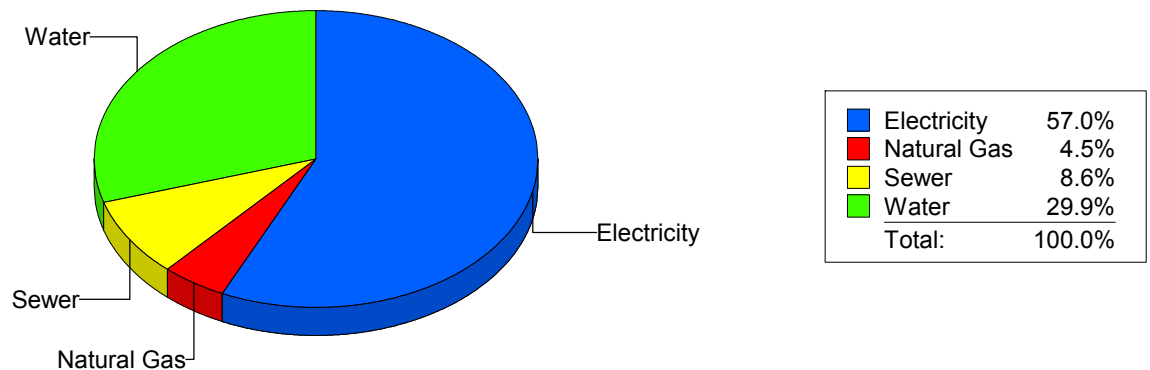
Cost Avoidance Program

Cost Summary Graph

Grouped by Energy Type

Energy Type	Use	Units	Meter Cost	Special Charges	Total Cost	Avg Unit Cost	% of Total Cost
Site: FINE ARTS/MULTIMEDIA - FINE ARTS/MULTIMEDIA							
Electricity	11,452	KWH	\$1,588.42	\$0.00	\$1,588.42	0.1387	57.04%
Natural Gas	23	CCF	\$125.55	\$0.00	\$125.55	5.4587	4.51%
Water	263	CCF	\$831.51	\$0.00	\$831.51	3.1616	29.86%
Sewer	67	CCF	\$239.11	\$0.00	\$239.11	3.5688	8.59%
Total Cost:			\$2,784.59	\$0.00	\$2,784.59		

For FINE
ARTS/MULTIMEDIA



Filters: Cost Center Name Not Equal To DoNotReport; Billing Period Equal To 201606All Meter CodesAll Group Names

elpaso

Energy CAP

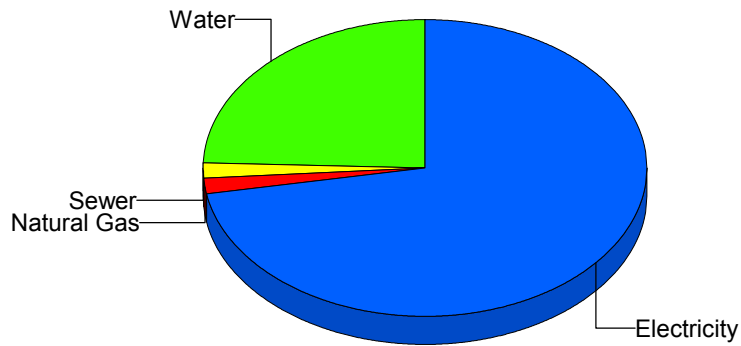
Cost Avoidance Program

Cost Summary Graph

Grouped by Energy Type

Energy Type	Use	Units	Meter Cost	Special Charges	Total Cost	Avg Unit Cost	% of Total Cost
Site: FRANKLIN9THGRADECENTER - FRANKLIN 9TH GRADE CENTER							
Electricity	177,000	KWH	\$20,719.76	\$0.00	\$20,719.76	0.1171	72.10%
Natural Gas	830	CCF	\$489.38	\$0.00	\$489.38	0.5896	1.70%
Water	4,862	CCF	\$7,019.81	\$0.00	\$7,019.81	1.4438	24.43%
Sewer	89	CCF	\$509.10	\$0.00	\$509.10	5.7202	1.77%
Total Cost:			\$28,738.05	\$0.00	\$28,738.05		

For FRANKLIN
9TH GRADE
CENTER



Electricity	72.1%
Natural Gas	1.7%
Sewer	1.8%
Water	24.4%
Total:	100.0%

Filters: Cost Center Name Not Equal To DoNotReport; Billing Period Equal To 201606All Meter CodesAll Group Names

elpaso

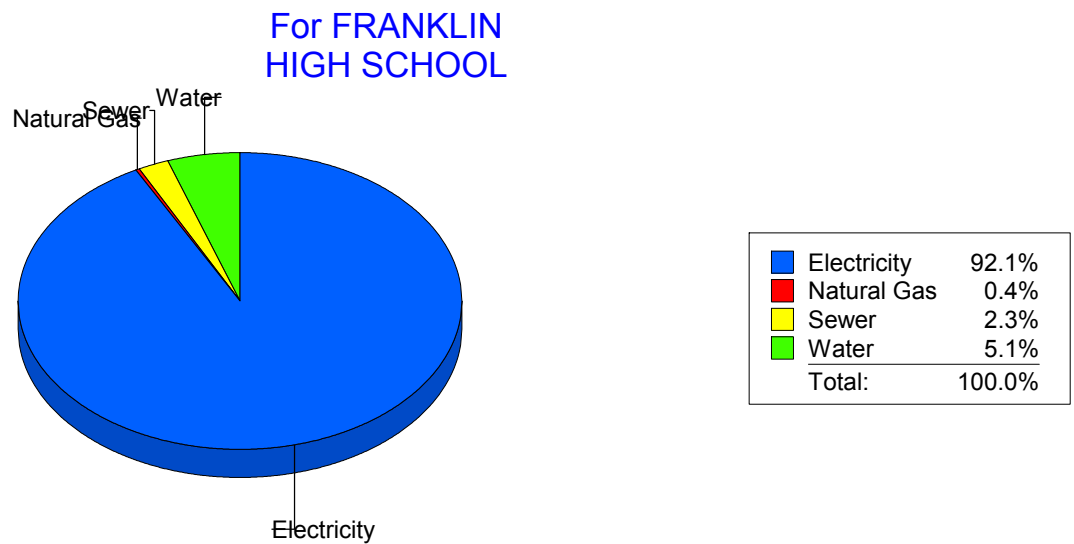
Energy CAP

Cost Avoidance Program

Cost Summary Graph

Grouped by Energy Type

Energy Type	Use	Units	Meter Cost	Special Charges	Total Cost	Avg Unit Cost	% of Total Cost
Site: FRANKLIN HIGH SCHOOL - FRANKLIN HIGH SCHOOL							
Electricity	330,969	KWH	\$37,303.86	\$0.00	\$37,303.86	0.1127	92.11%
Natural Gas	155	CCF	\$178.55	\$0.00	\$178.55	1.1519	0.44%
Water	789	CCF	\$2,082.97	\$0.00	\$2,082.97	2.6400	5.14%
Sewer	372	CCF	\$933.15	\$0.00	\$933.15	2.5085	2.30%
Total Cost:			\$40,498.53	\$0.00	\$40,498.53		



Filters: Cost Center Name Not Equal To DoNotReport; Billing Period Equal To 201606All Meter CodesAll Group Names

elpaso

Energy CAP

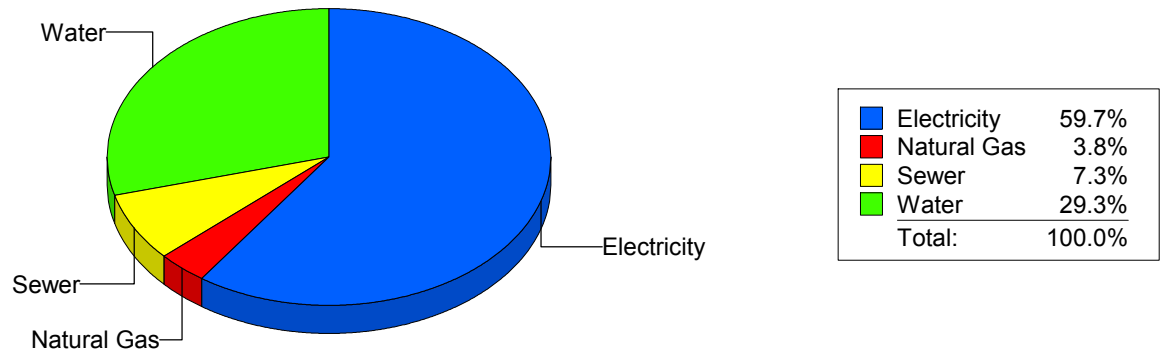
Cost Avoidance Program

Cost Summary Graph

Grouped by Energy Type

Energy Type	Use	Units	Meter Cost	Special Charges	Total Cost	Avg Unit Cost	% of Total Cost
Site: GREEN ELEMENTARY SCH - GREEN ELEMENTARY SCH							
Electricity	30,300	KWH	\$4,331.75	\$0.00	\$4,331.75	0.1430	59.66%
Natural Gas	106	CCF	\$272.39	\$0.00	\$272.39	2.5697	3.75%
Water	439	CCF	\$2,126.68	\$0.00	\$2,126.68	4.8444	29.29%
Sewer	168	CCF	\$530.41	\$0.00	\$530.41	3.1572	7.30%
Total Cost:			\$7,261.23	\$0.00	\$7,261.23		

For GREEN
ELEMENTARY
SCH



Filters: Cost Center Name Not Equal To DoNotReport; Billing Period Equal To 201606All Meter CodesAll Group Names

elpaso

Energy CAP

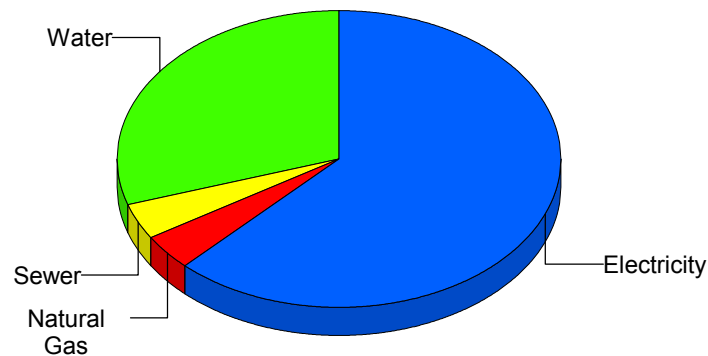
Cost Avoidance Program

Cost Summary Graph

Grouped by Energy Type

Energy Type	Use	Units	Meter Cost	Special Charges	Total Cost	Avg Unit Cost	% of Total Cost
Site: GUILLEN MIDDLE SCHOO - GUILLEN MIDDLE SCHOO							
Electricity	73,074	KWH	\$10,350.87	\$0.00	\$10,350.87	0.1416	62.16%
Natural Gas	913	CCF	\$636.14	\$0.00	\$636.14	0.6968	3.82%
Water	1,395	CCF	\$4,989.83	\$0.00	\$4,989.83	3.5769	29.97%
Sewer	304	CCF	\$674.93	\$0.00	\$674.93	2.2202	4.05%
Total Cost:			\$16,651.77	\$0.00	\$16,651.77		

For GUILLEN
MIDDLE
SCHOO



Electricity	62.2%
Natural Gas	3.8%
Sewer	4.1%
Water	30.0%
Total:	100.0%

Filters: Cost Center Name Not Equal To DoNotReport; Billing Period Equal To 201606All Meter CodesAll Group Names

elpaso

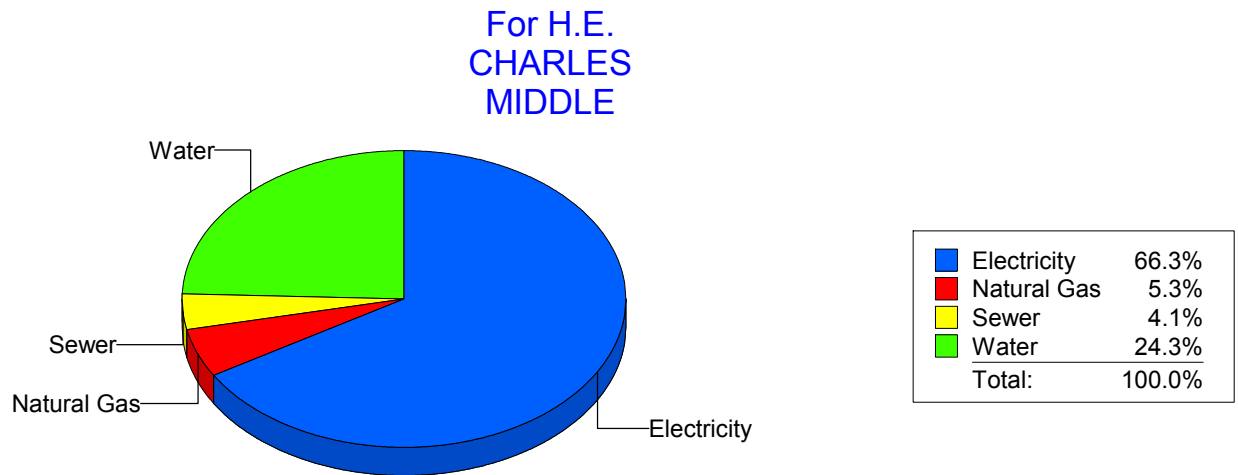
Energy CAP

Cost Avoidance Program

Cost Summary Graph

Grouped by Energy Type

Energy Type	Use	Units	Meter Cost	Special Charges	Total Cost	Avg Unit Cost	% of Total Cost
Site: H.E. CHARLES MIDDLE - H.E. CHARLES MIDDLE							
Electricity	76,965	KWH	\$10,914.85	\$0.00	\$10,914.85	0.1418	66.35%
Natural Gas	1,401	CCF	\$863.75	\$0.00	\$863.75	0.6165	5.25%
Water	953	CCF	\$3,999.98	\$0.00	\$3,999.98	4.1973	24.31%
Sewer	604	CCF	\$672.45	\$0.00	\$672.45	1.1133	4.09%
Total Cost:			\$16,451.03	\$0.00	\$16,451.03		



Filters: Cost Center Name Not Equal To DoNotReport; Billing Period Equal To 201606All Meter CodesAll Group Names

elpaso

Energy CAP

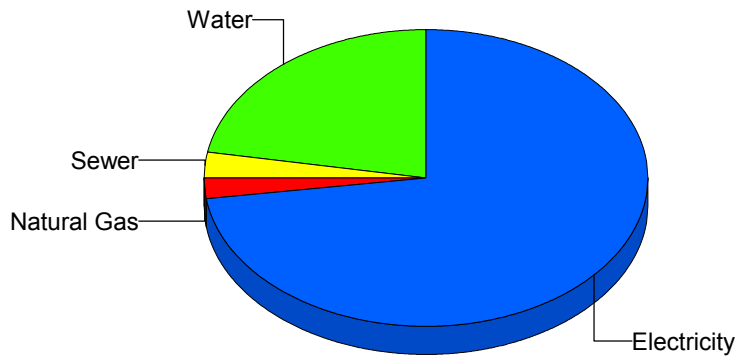
Cost Avoidance Program

Cost Summary Graph

Grouped by Energy Type

Energy Type	Use	Units	Meter Cost	Special Charges	Total Cost	Avg Unit Cost	% of Total Cost
Site: HART ELEMENTARY SCHO - HART ELEMENTARY SCHO							
Electricity	59,040	KWH	\$7,167.51	\$0.00	\$7,167.51	0.1214	72.69%
Natural Gas	258	CCF	\$226.76	\$0.00	\$226.76	0.8789	2.30%
Water	483	CCF	\$2,189.07	\$0.00	\$2,189.07	4.5322	22.20%
Sewer	51	CCF	\$277.42	\$0.00	\$277.42	5.4396	2.81%
Total Cost:			\$9,860.76	\$0.00	\$9,860.76		

For HART
ELEMENTARY
SCHO



Electricity	72.7%
Natural Gas	2.3%
Sewer	2.8%
Water	22.2%
Total:	100.0%

Filters: Cost Center Name Not Equal To DoNotReport; Billing Period Equal To 201606All Meter CodesAll Group Names

elpaso

Energy CAP

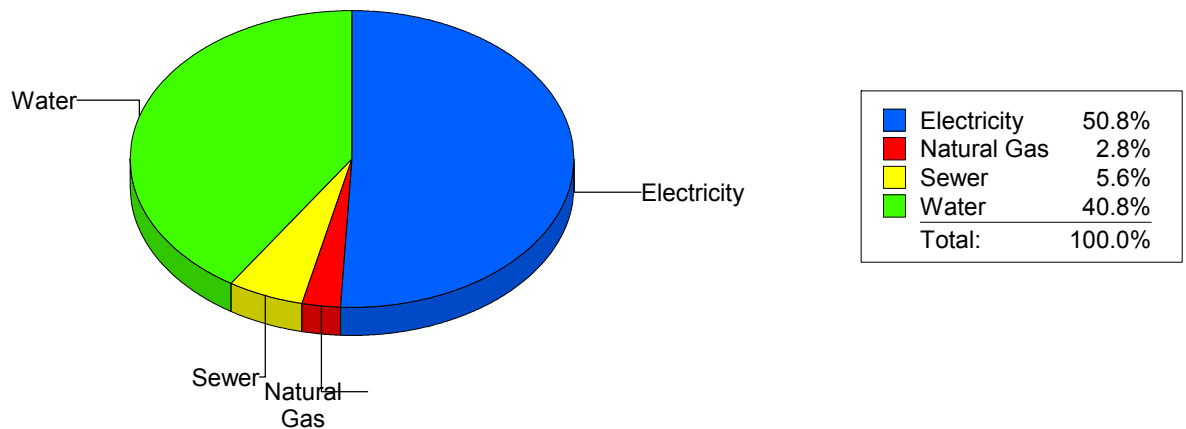
Cost Avoidance Program

Cost Summary Graph

Grouped by Energy Type

Energy Type	Use	Units	Meter Cost	Special Charges	Total Cost	Avg Unit Cost	% of Total Cost
Site: HAWKINS ELEMENTARY S - HAWKINS ELEMENTARY S							
Electricity	19,578	KWH	\$2,782.85	\$0.00	\$2,782.85	0.1421	50.80%
Natural Gas	104	CCF	\$154.27	\$0.00	\$154.27	1.4834	2.82%
Water	461	CCF	\$2,234.12	\$0.00	\$2,234.12	4.8462	40.78%
Sewer	62	CCF	\$306.62	\$0.00	\$306.62	4.9455	5.60%
Total Cost:			\$5,477.86	\$0.00	\$5,477.86		

For HAWKINS
ELEMENTARY
S



Filters: Cost Center Name Not Equal To DoNotReport; Billing Period Equal To 201606All Meter CodesAll Group Names

elpaso

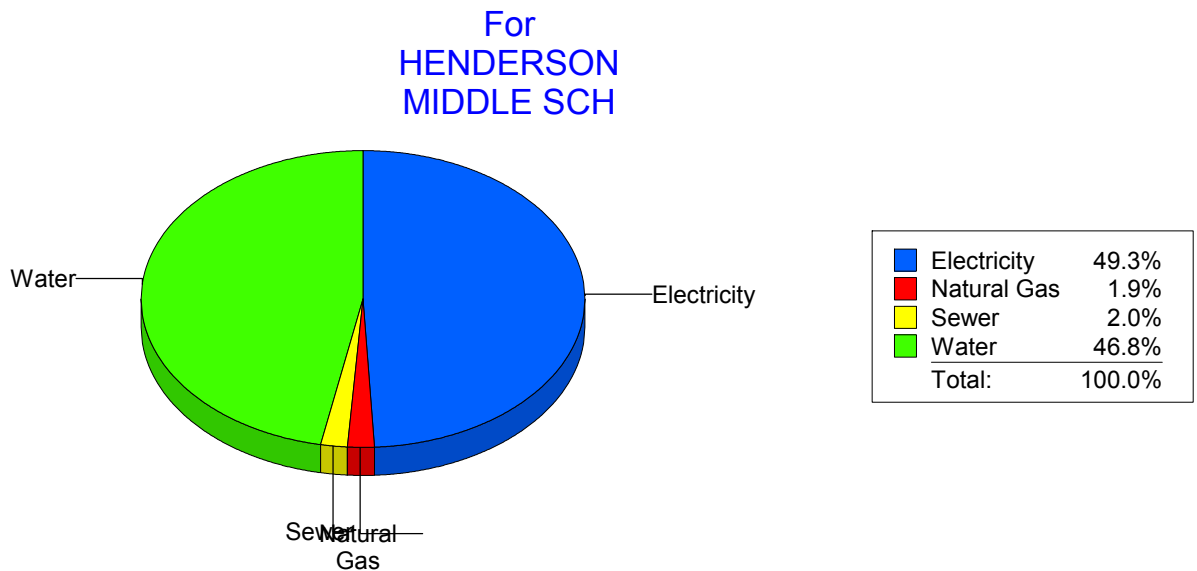
Energy CAP

Cost Avoidance Program

Cost Summary Graph

Grouped by Energy Type

Energy Type	Use	Units	Meter Cost	Special Charges	Total Cost	Avg Unit Cost	% of Total Cost
Site: HENDERSON MIDDLE SCH - HENDERSON MIDDLE SCH							
Electricity	47,437	KWH	\$6,947.65	\$0.00	\$6,947.65	0.1465	49.26%
Natural Gas	352	CCF	\$271.18	\$0.00	\$271.18	0.7704	1.92%
Water	1,563	CCF	\$6,606.92	\$0.00	\$6,606.92	4.2271	46.84%
Sewer	118	CCF	\$278.71	\$0.00	\$278.71	2.3619	1.98%
Total Cost:			\$14,104.46	\$0.00	\$14,104.46		



Filters: Cost Center Name Not Equal To DoNotReport; Billing Period Equal To 201606All Meter CodesAll Group Names

elpaso

Energy CAP

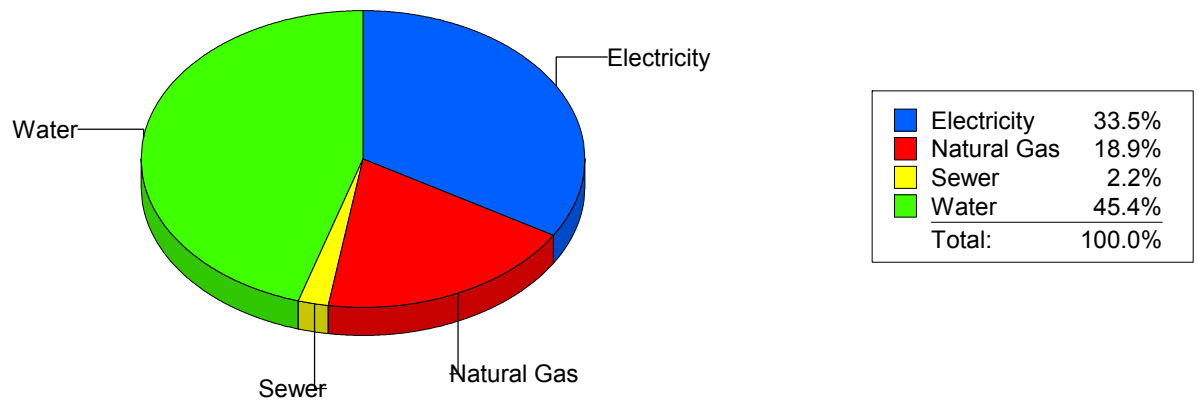
Cost Avoidance Program

Cost Summary Graph

Grouped by Energy Type

Energy Type	Use	Units	Meter Cost	Special Charges	Total Cost	Avg Unit Cost	% of Total Cost
Site: HERCULES COTTAGES - HERCULES COTTAGES							
Electricity	5,992	KWH	\$1,045.41	\$0.00	\$1,045.41	0.1745	33.52%
Natural Gas	5	CCF	\$589.39	\$0.00	\$589.39	117.8780	18.90%
Water	260	CCF	\$1,415.25	\$0.00	\$1,415.25	5.4433	45.37%
Sewer	27	CCF	\$69.00	\$0.00	\$69.00	2.5556	2.21%
Total Cost:			\$3,119.05	\$0.00	\$3,119.05		

For HERCULES
COTTAGES



Filters: Cost Center Name Not Equal To DoNotReport; Billing Period Equal To 201606All Meter CodesAll Group Names

el paso

Energy CAP

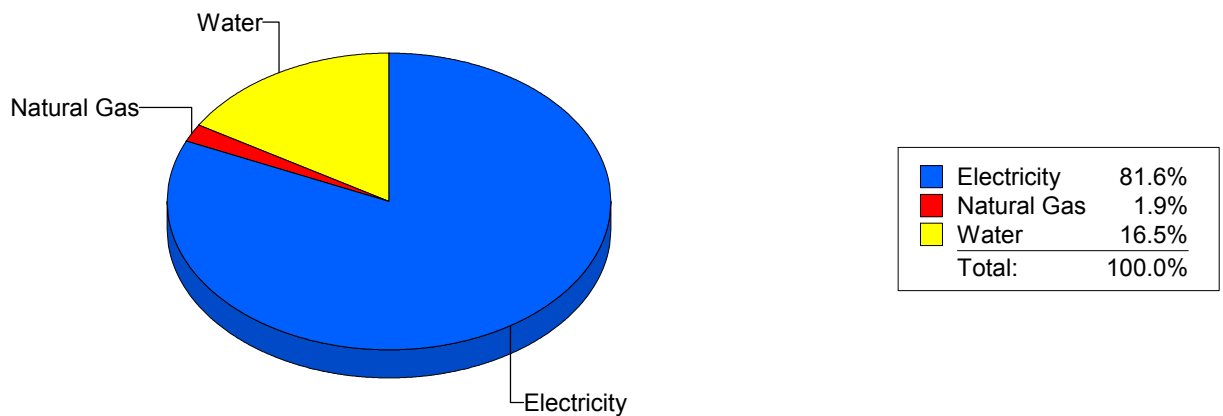
Cost Avoidance Program

Cost Summary Graph

Grouped by Energy Type

Energy Type	Use	Units	Meter Cost	Special Charges	Total Cost	Avg Unit Cost	% of Total Cost
Site: HERRERA - HERRERA ELEMENTARY							
Electricity	70,000	KWH	\$11,099.68	\$0.00	\$11,099.68	0.1586	81.59%
Natural Gas	325	CCF	\$258.44	\$0.00	\$258.44	0.7952	1.90%
Water	510	CCF	\$2,246.84	\$0.00	\$2,246.84	4.4056	16.51%
Total Cost:			\$13,604.96	\$0.00	\$13,604.96		

For HERRERA
ELEMENTARY



Filters: Cost Center Name Not Equal To DoNotReport; Billing Period Equal To 201606All Meter CodesAll Group Names

elpaso

Energy CAP

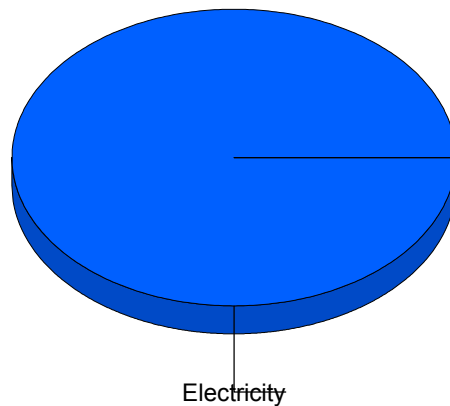
Cost Avoidance Program

Cost Summary Graph

Grouped by Energy Type

Energy Type	Use	Units	Meter Cost	Special Charges	Total Cost	Avg Unit Cost	% of Total Cost
Site: HIGHLAND/ANNEX - HIGHLAND/ANNEX							
Electricity	8,520	KWH	\$1,173.99	\$0.00	\$1,173.99	0.1378	100.00%
Total Cost:			\$1,173.99	\$0.00	\$1,173.99		

For
HIGHLAND/ANNEX



■ Electricity	100.0%
Total:	100.0%

Filters: Cost Center Name Not Equal To DoNotReport; Billing Period Equal To 201606All Meter CodesAll Group Names

elpaso

Energy CAP

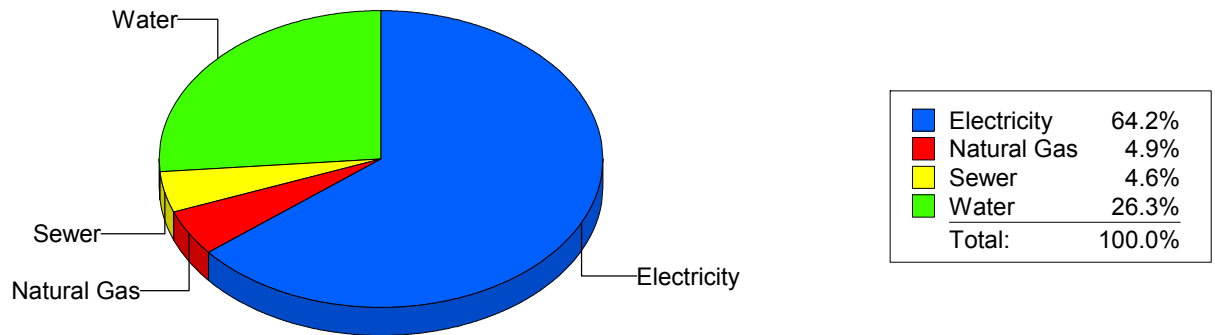
Cost Avoidance Program

Cost Summary Graph

Grouped by Energy Type

Energy Type	Use	Units	Meter Cost	Special Charges	Total Cost	Avg Unit Cost	% of Total Cost
Site: HILLSIDE ELEMENTARY - HILLSIDE ELEMENTARY							
Electricity	38,994	KWH	\$5,909.41	\$0.00	\$5,909.41	0.1515	64.18%
Natural Gas	259	CCF	\$450.43	\$0.00	\$450.43	1.7391	4.89%
Water	526	CCF	\$2,423.14	\$0.00	\$2,423.14	4.6067	26.32%
Sewer	109	CCF	\$424.13	\$0.00	\$424.13	3.8911	4.61%
Total Cost:			\$9,207.11	\$0.00	\$9,207.11		

For HILLSIDE
ELEMENTARY



Filters: Cost Center Name Not Equal To DoNotReport; Billing Period Equal To 201606All Meter CodesAll Group Names

elpaso

Energy CAP

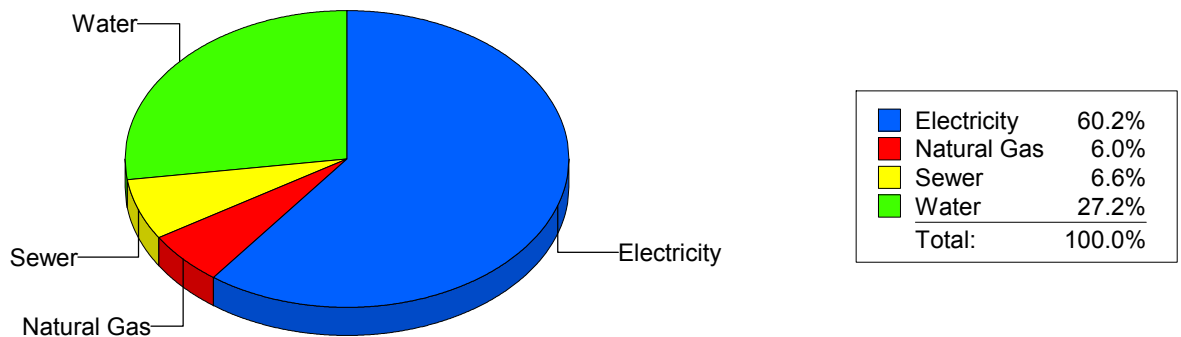
Cost Avoidance Program

Cost Summary Graph

Grouped by Energy Type

Energy Type	Use	Units	Meter Cost	Special Charges	Total Cost	Avg Unit Cost	% of Total Cost
Site: HOUSTON INTERMEDIATE - HOUSTON INTERMEDIATE							
Electricity	30,800	KWH	\$3,925.85	\$0.00	\$3,925.85	0.1275	60.25%
Natural Gas	103	CCF	\$388.88	\$0.00	\$388.88	3.7755	5.97%
Water	368	CCF	\$1,774.38	\$0.00	\$1,774.38	4.8217	27.23%
Sewer	82	CCF	\$427.33	\$0.00	\$427.33	5.2113	6.56%
Total Cost:			\$6,516.44	\$0.00	\$6,516.44		

For HOUSTON
INTERMEDIATE



Filters: Cost Center Name Not Equal To DoNotReport; Billing Period Equal To 201606All Meter CodesAll Group Names

elpaso

Energy CAP

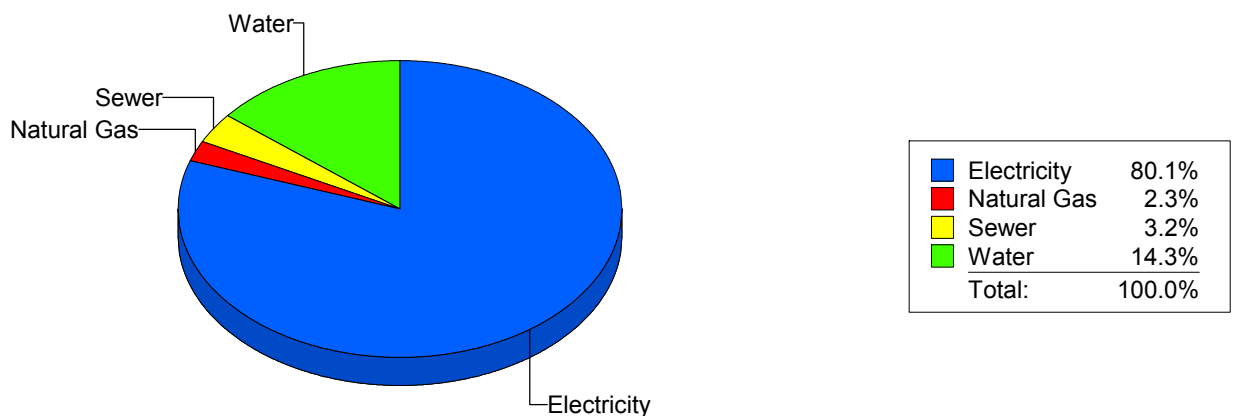
Cost Avoidance Program

Cost Summary Graph

Grouped by Energy Type

Energy Type	Use	Units	Meter Cost	Special Charges	Total Cost	Avg Unit Cost	% of Total Cost
Site: MOYE - HR MOYE							
Electricity	74,760	KWH	\$10,516.03	\$0.00	\$10,516.03	0.1407	80.14%
Natural Gas	424	CCF	\$305.19	\$0.00	\$305.19	0.7198	2.33%
Water	316	CCF	\$1,875.79	\$0.00	\$1,875.79	5.9360	14.30%
Sewer	75	CCF	\$424.95	\$0.00	\$424.95	5.6660	3.24%
Total Cost:			\$13,121.96	\$0.00	\$13,121.96		

For HR MOYE



Filters: Cost Center Name Not Equal To DoNotReport; Billing Period Equal To 201606All Meter CodesAll Group Names

elpaso

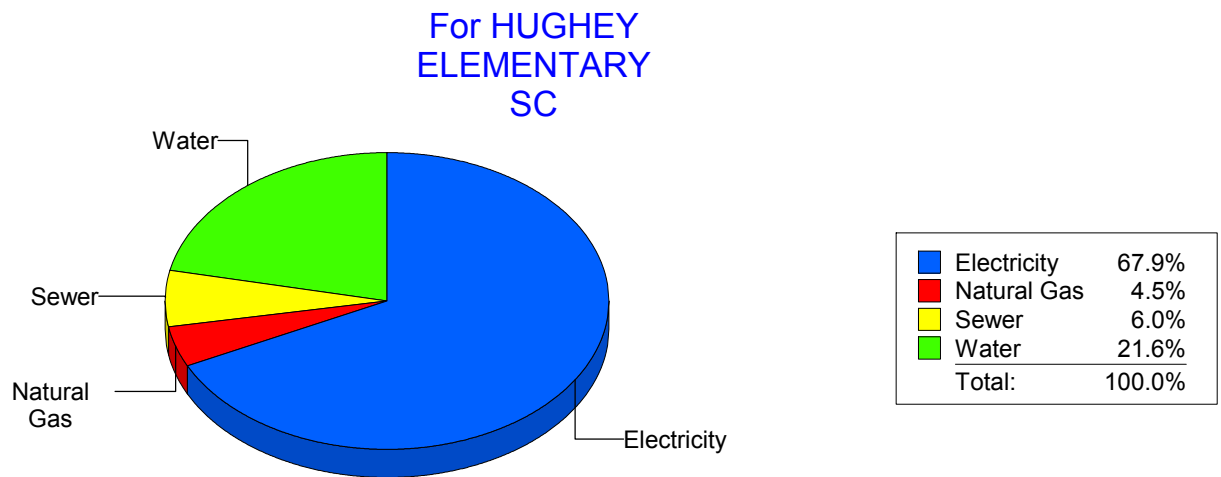
Energy CAP

Cost Avoidance Program

Cost Summary Graph

Grouped by Energy Type

Energy Type	Use	Units	Meter Cost	Special Charges	Total Cost	Avg Unit Cost	% of Total Cost
Site: HUGHEY ELEMENTARY SC - HUGHEY ELEMENTARY SC							
Electricity	42,032	KWH	\$6,834.71	\$0.00	\$6,834.71	0.1626	67.87%
Natural Gas	241	CCF	\$450.78	\$0.00	\$450.78	1.8705	4.48%
Water	521	CCF	\$2,176.28	\$0.00	\$2,176.28	4.1771	21.61%
Sewer	147	CCF	\$608.79	\$0.00	\$608.79	4.1414	6.05%
Total Cost:			\$10,070.56	\$0.00	\$10,070.56		



Filters: Cost Center Name Not Equal To DoNotReport; Billing Period Equal To 201606All Meter CodesAll Group Names

elpaso

Energy CAP

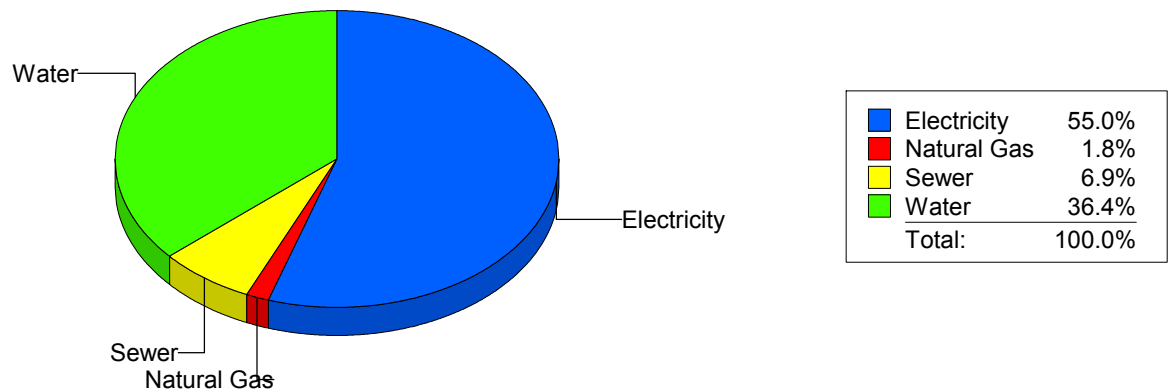
Cost Avoidance Program

Cost Summary Graph

Grouped by Energy Type

Energy Type	Use	Units	Meter Cost	Special Charges	Total Cost	Avg Unit Cost	% of Total Cost
Site: IRVIN HIGH SCHOOL - IRVIN HIGH SCHOOL							
Electricity	108,027	KWH	\$14,641.94	\$0.00	\$14,641.94	0.1355	55.02%
Natural Gas	521	CCF	\$467.91	\$0.00	\$467.91	0.8981	1.76%
Water	3,012	CCF	\$9,680.43	\$0.00	\$9,680.43	3.2140	36.37%
Sewer	714	CCF	\$1,823.47	\$0.00	\$1,823.47	2.5539	6.85%
Total Cost:			\$26,613.75	\$0.00	\$26,613.75		

For IRVIN HIGH SCHOOL



Filters: Cost Center Name Not Equal To DoNotReport; Billing Period Equal To 201606All Meter CodesAll Group Names

elpaso

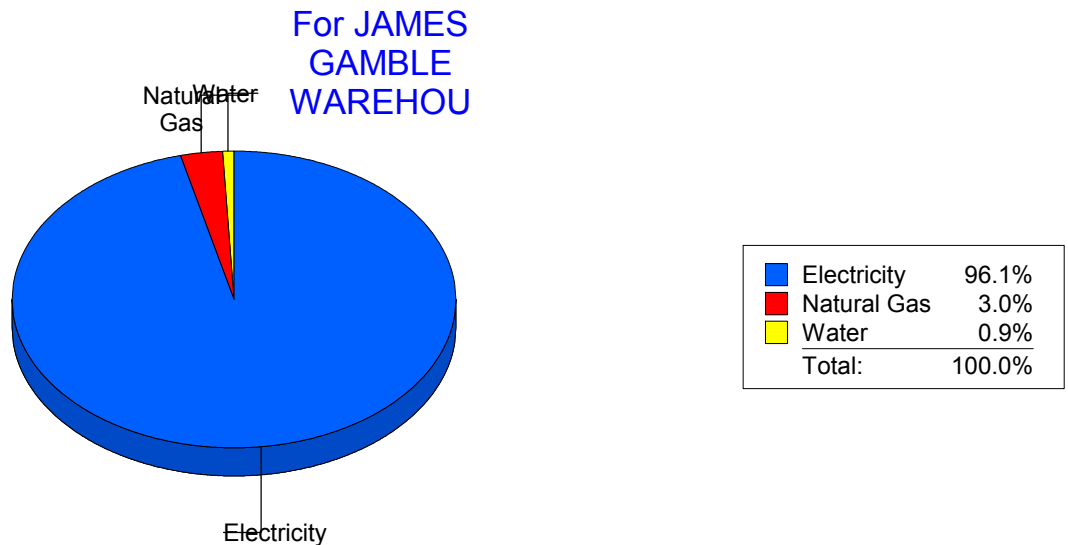
Energy CAP

Cost Avoidance Program

Cost Summary Graph

Grouped by Energy Type

Energy Type	Use	Units	Meter Cost	Special Charges	Total Cost	Avg Unit Cost	% of Total Cost
Site: JAMES GAMBLE WAREHOU - JAMES GAMBLE WAREHOU							
Electricity	40,200	KWH	\$5,103.22	\$0.00	\$5,103.22	0.1269	96.15%
Natural Gas	110	CCF	\$157.35	\$0.00	\$157.35	1.4305	2.96%
Water	0	CCF	\$47.14	\$0.00	\$47.14	0.0000	0.89%
Total Cost:			\$5,307.71	\$0.00	\$5,307.71		



Filters: Cost Center Name Not Equal To DoNotReport; Billing Period Equal To 201606All Meter CodesAll Group Names

elpaso

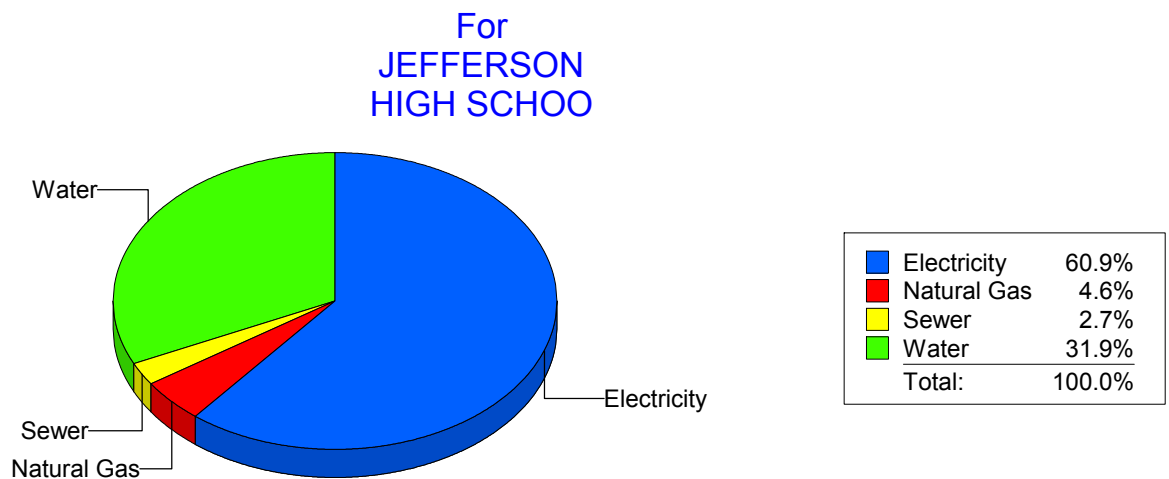
Energy CAP

Cost Avoidance Program

Cost Summary Graph

Grouped by Energy Type

Energy Type	Use	Units	Meter Cost	Special Charges	Total Cost	Avg Unit Cost	% of Total Cost
Site: JEFFERSON HIGH SCHOO - JEFFERSON HIGH SCHOO							
Electricity	133,126	KWH	\$16,329.49	\$0.00	\$16,329.49	0.1227	60.88%
Natural Gas	697	CCF	\$1,225.78	\$0.00	\$1,225.78	1.7587	4.57%
Water	2,130	CCF	\$8,545.97	\$0.00	\$8,545.97	4.0122	31.86%
Sewer	195	CCF	\$720.69	\$0.00	\$720.69	3.6958	2.69%
Total Cost:			\$26,821.93	\$0.00	\$26,821.93		



Filters: Cost Center Name Not Equal To DoNotReport; Billing Period Equal To 201606All Meter CodesAll Group Names

elpaso

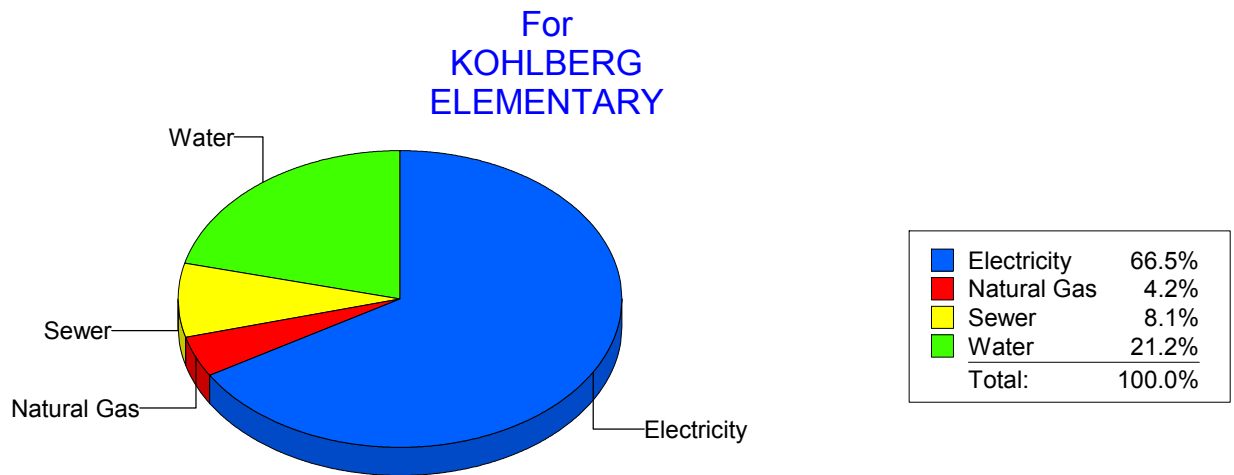
Energy CAP

Cost Avoidance Program

Cost Summary Graph

Grouped by Energy Type

Energy Type	Use	Units	Meter Cost	Special Charges	Total Cost	Avg Unit Cost	% of Total Cost
Site: KOHLBERG ELEMENTARY - KOHLBERG ELEMENTARY							
Electricity	40,340	KWH	\$6,361.30	\$0.00	\$6,361.30	0.1577	66.46%
Natural Gas	389	CCF	\$406.14	\$0.00	\$406.14	1.0441	4.24%
Water	712	CCF	\$2,033.15	\$0.00	\$2,033.15	2.8555	21.24%
Sewer	166	CCF	\$770.57	\$0.00	\$770.57	4.6420	8.05%
Total Cost:			\$9,571.16	\$0.00	\$9,571.16		



Filters: Cost Center Name Not Equal To DoNotReport; Billing Period Equal To 201606All Meter CodesAll Group Names

elpaso

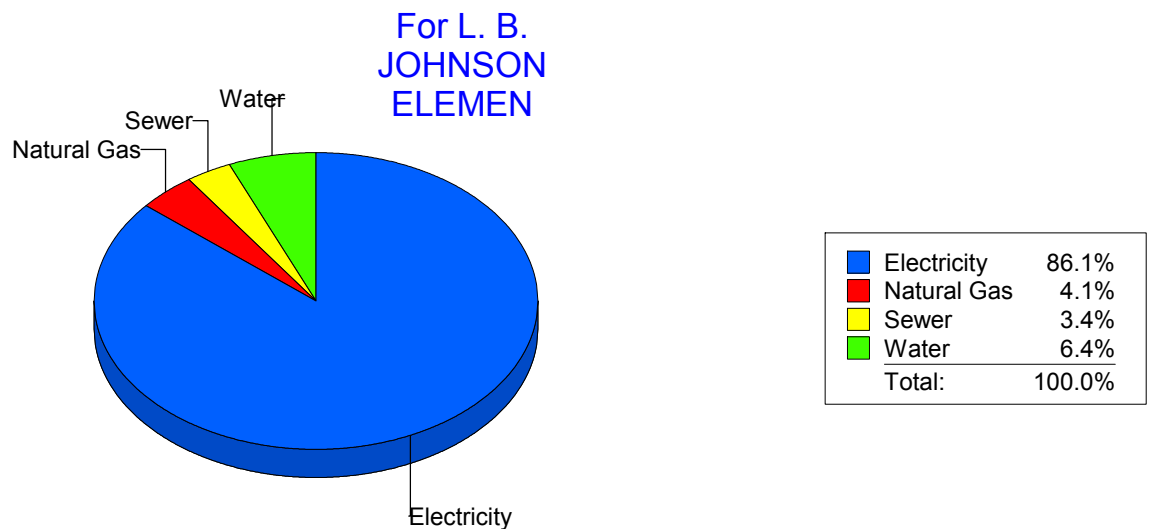
Energy CAP

Cost Avoidance Program

Cost Summary Graph

Grouped by Energy Type

Energy Type	Use	Units	Meter Cost	Special Charges	Total Cost	Avg Unit Cost	% of Total Cost
Site: L. B. JOHNSON ELEMEN - L. B. JOHNSON ELEMEN							
Electricity	69,950	KWH	\$8,740.26	\$0.00	\$8,740.26	0.1250	86.07%
Natural Gas	411	CCF	\$416.39	\$0.00	\$416.39	1.0131	4.10%
Water	305	CCF	\$649.61	\$0.00	\$649.61	2.1299	6.40%
Sewer	133	CCF	\$348.37	\$0.00	\$348.37	2.6193	3.43%
Total Cost:			\$10,154.63	\$0.00	\$10,154.63		



Filters: Cost Center Name Not Equal To DoNotReport; Billing Period Equal To 201606All Meter CodesAll Group Names

elpaso

Energy CAP

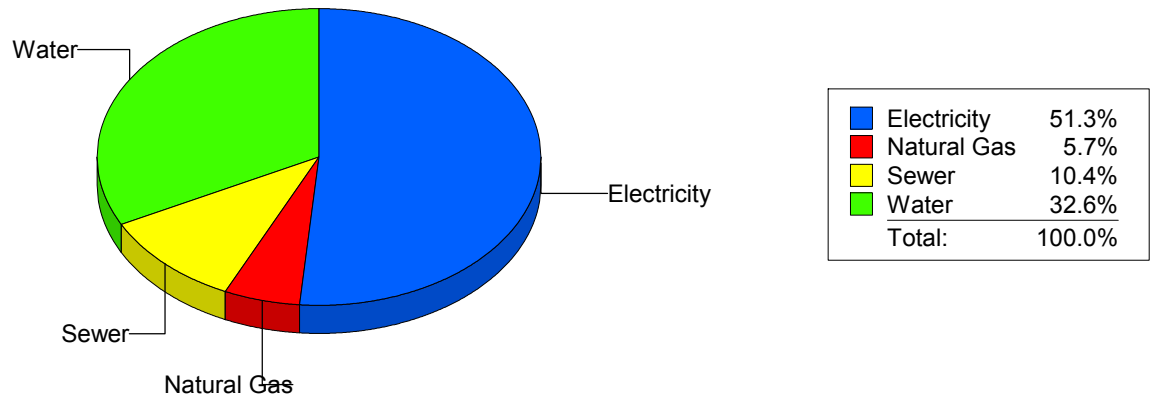
Cost Avoidance Program

Cost Summary Graph

Grouped by Energy Type

Energy Type	Use	Units	Meter Cost	Special Charges	Total Cost	Avg Unit Cost	% of Total Cost
Site: LAMAR ELEMENTARY SCH - LAMAR ELEMENTARY SCH							
Electricity	27,300	KWH	\$3,933.80	\$0.00	\$3,933.80	0.1441	51.28%
Natural Gas	208	CCF	\$438.36	\$0.00	\$438.36	2.1075	5.71%
Water	684	CCF	\$2,498.05	\$0.00	\$2,498.05	3.6521	32.57%
Sewer	203	CCF	\$800.55	\$0.00	\$800.55	3.9436	10.44%
Total Cost:			\$7,670.76	\$0.00	\$7,670.76		

For LAMAR
ELEMENTARY
SCH



Filters: Cost Center Name Not Equal To DoNotReport; Billing Period Equal To 201606All Meter CodesAll Group Names

elpaso

Energy CAP

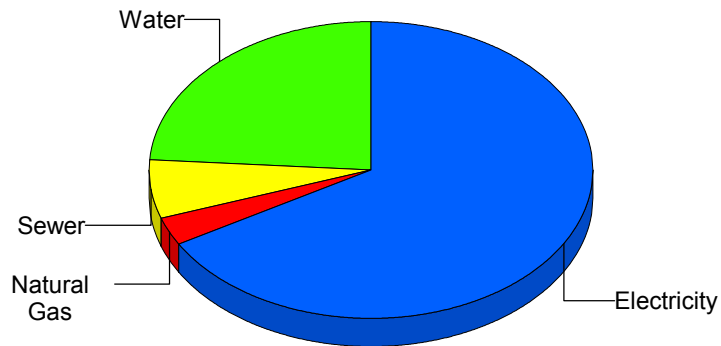
Cost Avoidance Program

Cost Summary Graph

Grouped by Energy Type

Energy Type	Use	Units	Meter Cost	Special Charges	Total Cost	Avg Unit Cost	% of Total Cost
Site: LEE ELEMENTARY - LEE ELEMENTARY							
Electricity	31,490	KWH	\$4,762.63	\$0.00	\$4,762.63	0.1512	66.56%
Natural Gas	259	CCF	\$227.33	\$0.00	\$227.33	0.8777	3.18%
Water	463	CCF	\$1,713.76	\$0.00	\$1,713.76	3.7014	23.95%
Sewer	103	CCF	\$451.15	\$0.00	\$451.15	4.3801	6.31%
Total Cost:			\$7,154.87	\$0.00	\$7,154.87		

For LEE
ELEMENTARY



Electricity	66.6%
Natural Gas	3.2%
Sewer	6.3%
Water	24.0%
Total:	100.0%

Filters: Cost Center Name Not Equal To DoNotReport; Billing Period Equal To 201606All Meter CodesAll Group Names

elpaso

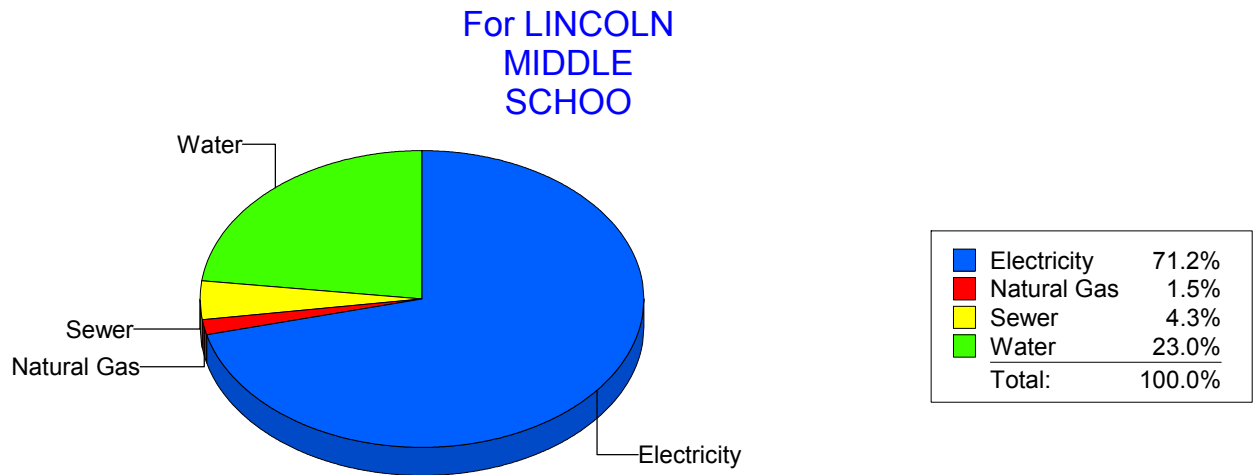
Energy CAP

Cost Avoidance Program

Cost Summary Graph

Grouped by Energy Type

Energy Type	Use	Units	Meter Cost	Special Charges	Total Cost	Avg Unit Cost	% of Total Cost
Site: LINCOLN MIDDLE SCHOO - LINCOLN MIDDLE SCHOO							
Electricity	97,700	KWH	\$14,043.57	\$0.00	\$14,043.57	0.1437	71.17%
Natural Gas	413	CCF	\$299.93	\$0.00	\$299.93	0.7262	1.52%
Water	1,307	CCF	\$4,539.87	\$0.00	\$4,539.87	3.4735	23.01%
Sewer	213	CCF	\$849.97	\$0.00	\$849.97	3.9905	4.31%
Total Cost:			\$19,733.34	\$0.00	\$19,733.34		



Filters: Cost Center Name Not Equal To DoNotReport; Billing Period Equal To 201606All Meter CodesAll Group Names

elpaso

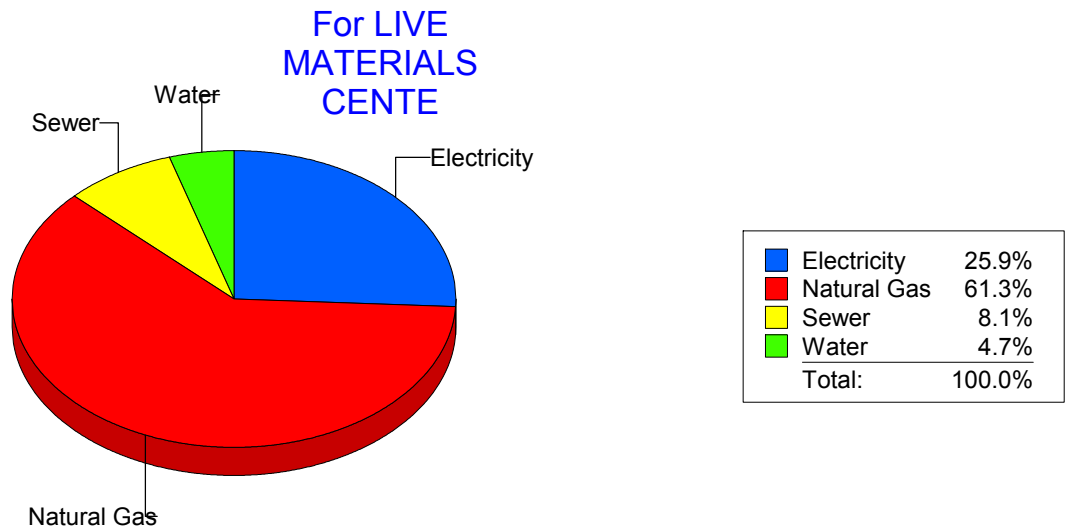
Energy CAP

Cost Avoidance Program

Cost Summary Graph

Grouped by Energy Type

Energy Type	Use	Units	Meter Cost	Special Charges	Total Cost	Avg Unit Cost	% of Total Cost
Site: LIVE MATERIALS CENTE - LIVE MATERIALS CENTE							
Electricity		472 KWH	\$99.46	\$0.00	\$99.46	0.2107	25.92%
Natural Gas		0 CCF	\$235.06	\$0.00	\$235.06	0.0000	61.27%
Water		2 CCF	\$17.98	\$0.00	\$17.98	8.9900	4.69%
Sewer		1 CCF	\$31.15	\$0.00	\$31.15	31.1500	8.12%
Total Cost:			\$383.65	\$0.00	\$383.65		



Filters: Cost Center Name Not Equal To DoNotReport; Billing Period Equal To 201606All Meter CodesAll Group Names

elpaso

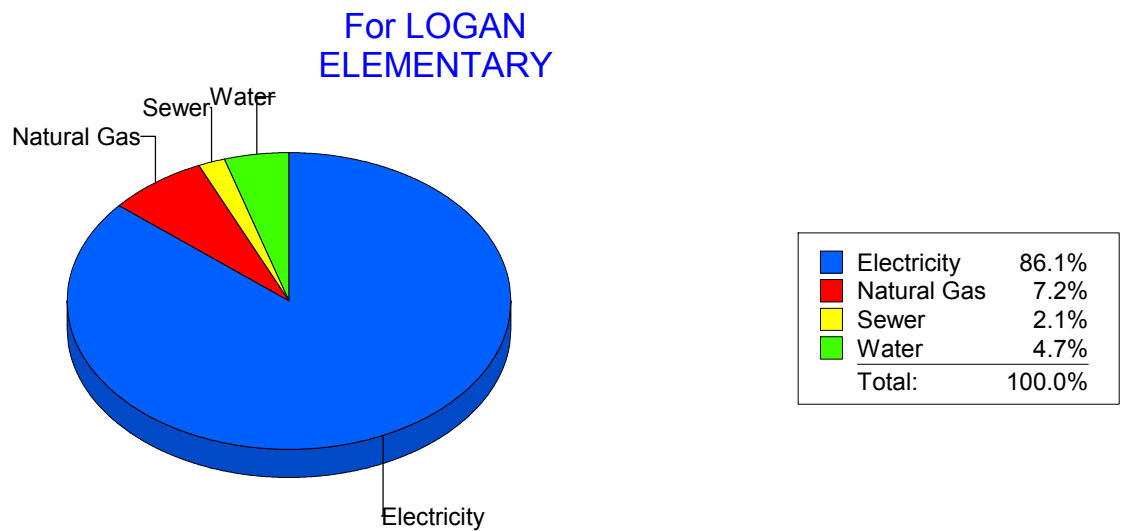
Energy CAP

Cost Avoidance Program

Cost Summary Graph

Grouped by Energy Type

Energy Type	Use	Units	Meter Cost	Special Charges	Total Cost	Avg Unit Cost	% of Total Cost
Site: LOGAN ELEMENTARY - LOGAN ELEMENTARY							
Electricity	24,800	KWH	\$3,559.40	\$0.00	\$3,559.40	0.1435	86.11%
Natural Gas	405	CCF	\$296.16	\$0.00	\$296.16	0.7313	7.16%
Water	23	CCF	\$192.21	\$0.00	\$192.21	8.3570	4.65%
Sewer	5	CCF	\$85.66	\$0.00	\$85.66	17.1320	2.07%
Total Cost:			\$4,133.43	\$0.00	\$4,133.43		



Filters: Cost Center Name Not Equal To DoNotReport; Billing Period Equal To 201606All Meter CodesAll Group Names

elpaso

Energy CAP

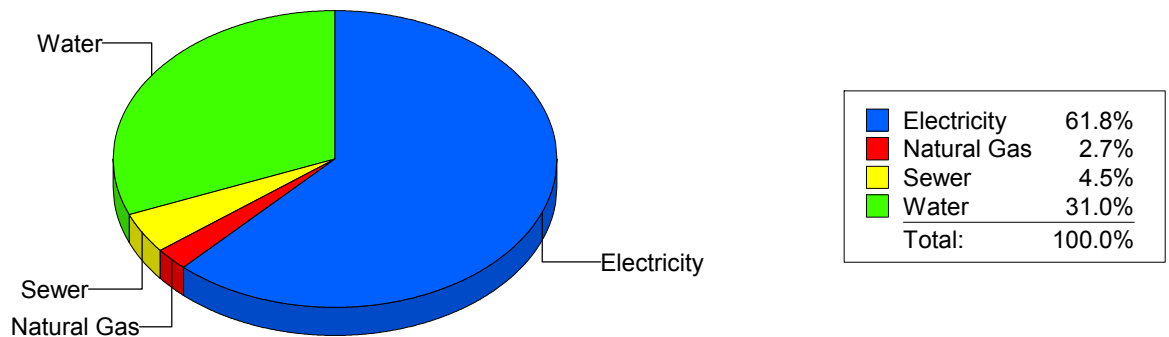
Cost Avoidance Program

Cost Summary Graph

Grouped by Energy Type

Energy Type	Use	Units	Meter Cost	Special Charges	Total Cost	Avg Unit Cost	% of Total Cost
Site: LUNDY - LUNDY							
Electricity	68,400	KWH	\$9,377.72	\$0.00	\$9,377.72	0.1371	61.81%
Natural Gas	298	CCF	\$415.53	\$0.00	\$415.53	1.3944	2.74%
Water	1,080	CCF	\$4,699.68	\$0.00	\$4,699.68	4.3516	30.98%
Sewer	224	CCF	\$679.05	\$0.00	\$679.05	3.0315	4.48%
Total Cost:			\$15,171.98	\$0.00	\$15,171.98		

For LUNDY



Filters: Cost Center Name Not Equal To DoNotReport; Billing Period Equal To 201606All Meter CodesAll Group Names

elpaso

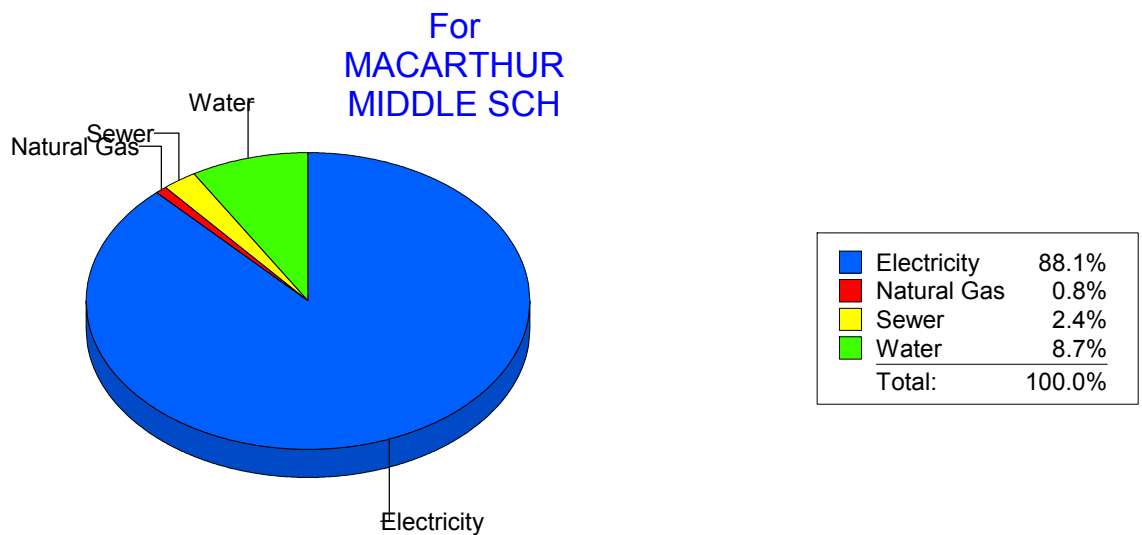
Energy CAP

Cost Avoidance Program

Cost Summary Graph

Grouped by Energy Type

Energy Type	Use	Units	Meter Cost	Special Charges	Total Cost	Avg Unit Cost	% of Total Cost
Site: MACARTHUR MIDDLE SCH - MACARTHUR MIDDLE SCH							
Electricity	113,320	KWH	\$16,237.50	\$0.00	\$16,237.50	0.1433	88.10%
Natural Gas	98	CCF	\$151.70	\$0.00	\$151.70	1.5480	0.82%
Water	459	CCF	\$1,606.70	\$0.00	\$1,606.70	3.5004	8.72%
Sewer	93	CCF	\$435.82	\$0.00	\$435.82	4.6862	2.36%
Total Cost:			\$18,431.72	\$0.00	\$18,431.72		



Filters: Cost Center Name Not Equal To DoNotReport; Billing Period Equal To 201606All Meter CodesAll Group Names

elpaso

Energy CAP

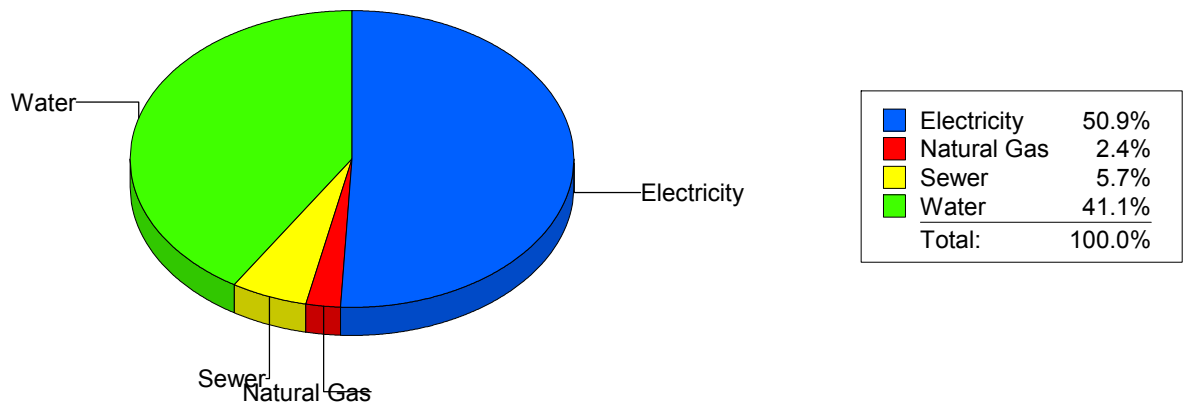
Cost Avoidance Program

Cost Summary Graph

Grouped by Energy Type

Energy Type	Use	Units	Meter Cost	Special Charges	Total Cost	Avg Unit Cost	% of Total Cost
Site: MAGOFFIN MIDDLE SCHO - MAGOFFIN MIDDLE SCHO							
Electricity	21,899	KWH	\$3,032.33	\$0.00	\$3,032.33	0.1385	50.86%
Natural Gas	73	CCF	\$142.92	\$0.00	\$142.92	1.9578	2.40%
Water	643	CCF	\$2,449.08	\$0.00	\$2,449.08	3.8088	41.08%
Sewer	40	CCF	\$337.50	\$0.00	\$337.50	8.4375	5.66%
Total Cost:			\$5,961.83	\$0.00	\$5,961.83		

For MAGOFFIN
MIDDLE SCHO



Filters: Cost Center Name Not Equal To DoNotReport; Billing Period Equal To 201606All Meter CodesAll Group Names

elpaso

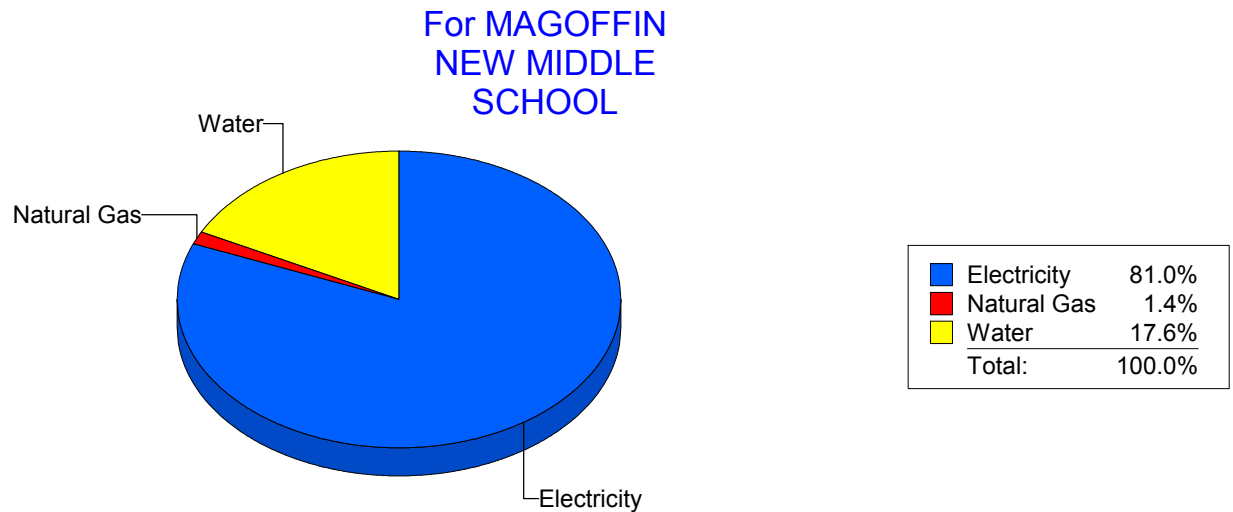
Energy CAP

Cost Avoidance Program

Cost Summary Graph

Grouped by Energy Type

Energy Type	Use	Units	Meter Cost	Special Charges	Total Cost	Avg Unit Cost	% of Total Cost
Site: MAGOFFINMIDDLESCHOOLN047 - MAGOFFIN NEW MIDDLE SCHOOL							
Electricity	133,600	KWH	\$15,399.79	\$0.00	\$15,399.79	0.1153	81.03%
Natural Gas	342	CCF	\$266.45	\$0.00	\$266.45	0.7791	1.40%
Water	692	CCF	\$3,337.78	\$0.00	\$3,337.78	4.8234	17.56%
Total Cost:			\$19,004.02	\$0.00	\$19,004.02		



Filters: Cost Center Name Not Equal To DoNotReport; Billing Period Equal To 201606All Meter CodesAll Group Names

elpaso

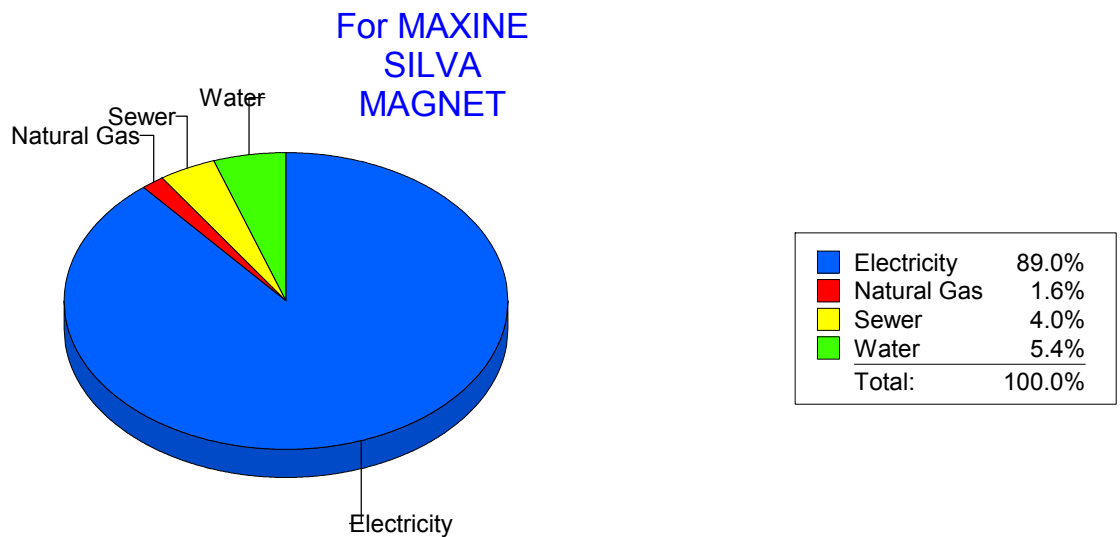
Energy CAP

Cost Avoidance Program

Cost Summary Graph

Grouped by Energy Type

Energy Type	Use	Units	Meter Cost	Special Charges	Total Cost	Avg Unit Cost	% of Total Cost
Site: MAXINE SILVA MAGNET - MAXINE SILVA MAGNET							
Electricity	81,000	KWH	\$9,867.25	\$0.00	\$9,867.25	0.1218	89.02%
Natural Gas	155	CCF	\$178.31	\$0.00	\$178.31	1.1504	1.61%
Water	218	CCF	\$596.08	\$0.00	\$596.08	2.7343	5.38%
Sewer	77	CCF	\$442.42	\$0.00	\$442.42	5.7457	3.99%
Total Cost:			\$11,084.06	\$0.00	\$11,084.06		



Filters: Cost Center Name Not Equal To DoNotReport; Billing Period Equal To 201606All Meter CodesAll Group Names

elpaso

Energy CAP

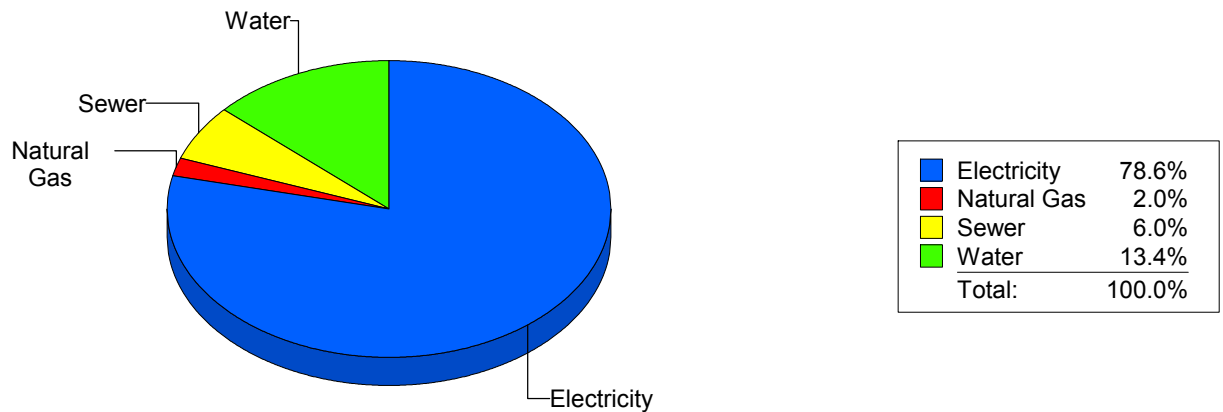
Cost Avoidance Program

Cost Summary Graph

Grouped by Energy Type

Energy Type	Use	Units	Meter Cost	Special Charges	Total Cost	Avg Unit Cost	% of Total Cost
Site: MESITA ELEMENTARY - MESITA ELEMENTARY							
Electricity	111,000	KWH	\$14,170.62	\$0.00	\$14,170.62	0.1277	78.56%
Natural Gas	297	CCF	\$357.02	\$0.00	\$357.02	1.2021	1.98%
Water	539	CCF	\$2,420.28	\$0.00	\$2,420.28	4.4903	13.42%
Sewer	368	CCF	\$1,089.90	\$0.00	\$1,089.90	2.9617	6.04%
Total Cost:			\$18,037.82	\$0.00	\$18,037.82		

For MESITA
ELEMENTARY



Filters: Cost Center Name Not Equal To DoNotReport; Billing Period Equal To 201606All Meter CodesAll Group Names

elpaso

Energy CAP

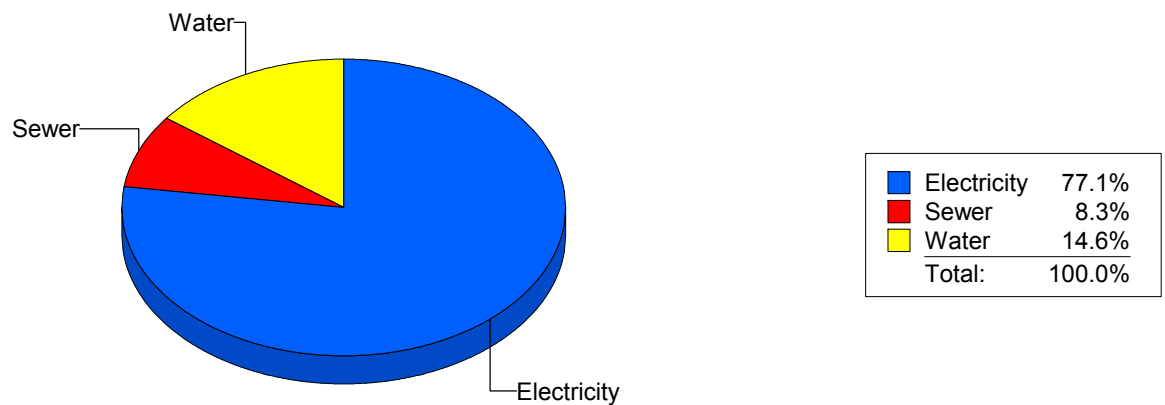
Cost Avoidance Program

Cost Summary Graph

Grouped by Energy Type

Energy Type	Use	Units	Meter Cost	Special Charges	Total Cost	Avg Unit Cost	% of Total Cost
Site: MILAM ELEMENTARY - MILAM ELEMENTARY							
Electricity	13,920	KWH	\$2,715.85	\$0.00	\$2,715.85	0.1951	77.11%
Water	146	CCF	\$515.79	\$0.00	\$515.79	3.5328	14.64%
Sewer	94	CCF	\$290.62	\$0.00	\$290.62	3.0917	8.25%
Total Cost:			\$3,522.26	\$0.00	\$3,522.26		

For MILAM
ELEMENTARY



Filters: Cost Center Name Not Equal To DoNotReport; Billing Period Equal To 201606All Meter CodesAll Group Names

elpaso

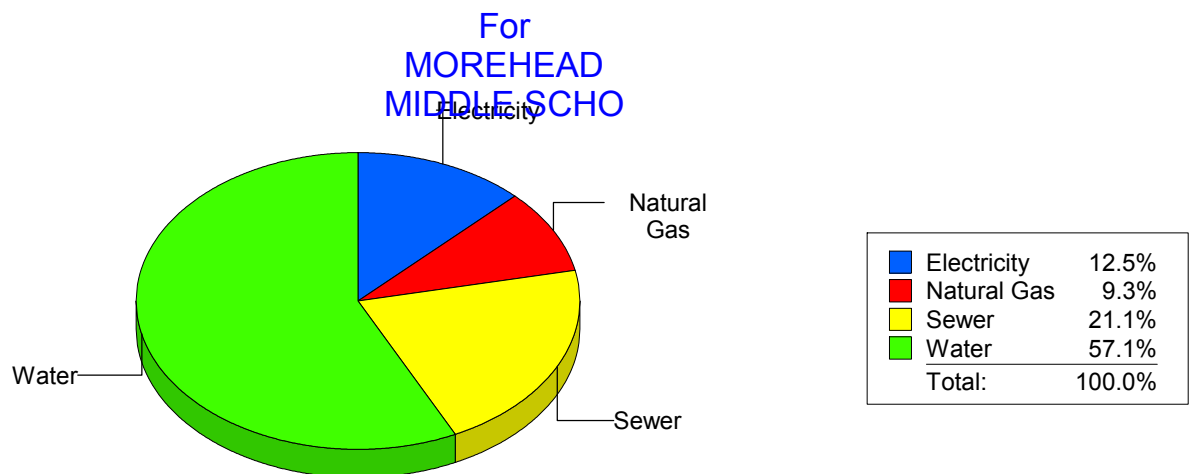
Energy CAP

Cost Avoidance Program

Cost Summary Graph

Grouped by Energy Type

Energy Type	Use	Units	Meter Cost	Special Charges	Total Cost	Avg Unit Cost	% of Total Cost
Site: MOREHEAD MIDDLE SCHO - MOREHEAD MIDDLE SCHO							
Electricity	5,300	KWH	\$735.08	\$0.00	\$735.08	0.1387	12.45%
Natural Gas	957	CCF	\$546.50	\$0.00	\$546.50	0.5711	9.26%
Water	2,034	CCF	\$3,372.38	\$0.00	\$3,372.38	1.6580	57.14%
Sewer	235	CCF	\$1,248.30	\$0.00	\$1,248.30	5.3119	21.15%
Total Cost:			\$5,902.26	\$0.00	\$5,902.26		



Filters: Cost Center Name Not Equal To DoNotReport; Billing Period Equal To 201606All Meter CodesAll Group Names

elpaso

Energy CAP

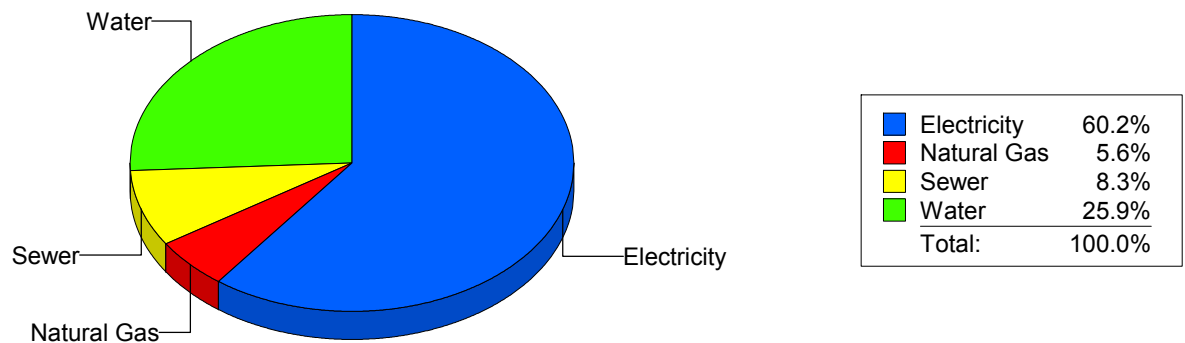
Cost Avoidance Program

Cost Summary Graph

Grouped by Energy Type

Energy Type	Use	Units	Meter Cost	Special Charges	Total Cost	Avg Unit Cost	% of Total Cost
Site: NEWMAN ELEMENTARY - NEWMAN ELEMENTARY							
Electricity	24,600	KWH	\$4,596.36	\$0.00	\$4,596.36	0.1868	60.23%
Natural Gas	180	CCF	\$425.17	\$0.00	\$425.17	2.3621	5.57%
Water	686	CCF	\$1,972.70	\$0.00	\$1,972.70	2.8757	25.85%
Sewer	309	CCF	\$636.56	\$0.00	\$636.56	2.0601	8.34%
Total Cost:			\$7,630.79	\$0.00	\$7,630.79		

For NEWMAN
ELEMENTARY



Filters: Cost Center Name Not Equal To DoNotReport; Billing Period Equal To 201606All Meter CodesAll Group Names

elpaso

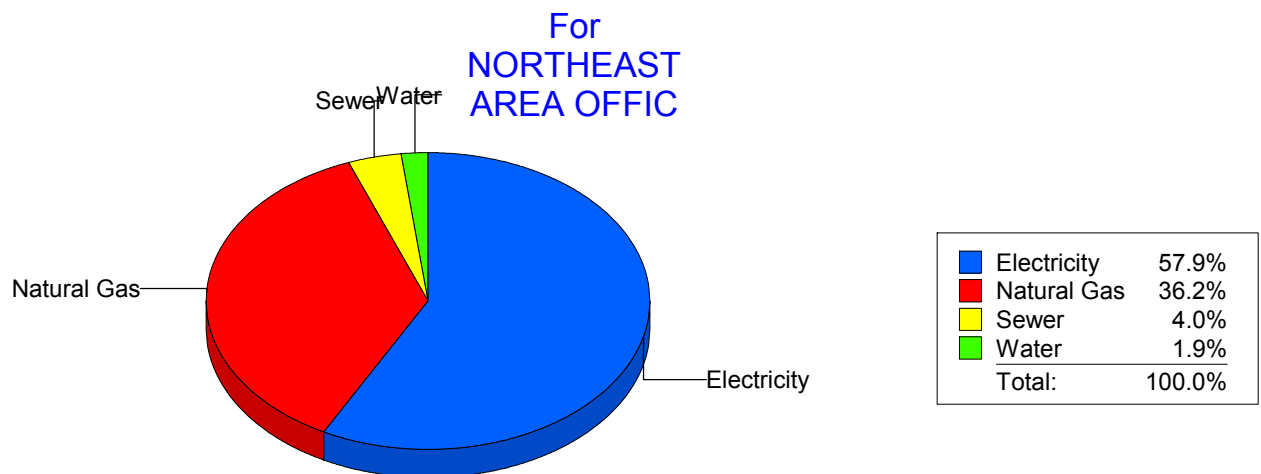
Energy CAP

Cost Avoidance Program

Cost Summary Graph

Grouped by Energy Type

Energy Type	Use	Units	Meter Cost	Special Charges	Total Cost	Avg Unit Cost	% of Total Cost
Site: NORTHEAST AREA OFFIC - NORTHEAST AREA OFFIC							
Electricity	6,080	KWH	\$752.22	\$0.00	\$752.22	0.1237	57.88%
Natural Gas	0	CCF	\$470.12	\$0.00	\$470.12	0.0000	36.18%
Water	0	CCF	\$24.80	\$0.00	\$24.80	0.0000	1.91%
Sewer	1	CCF	\$52.40	\$0.00	\$52.40	52.4000	4.03%
Total Cost:			\$1,299.54	\$0.00	\$1,299.54		



Filters: Cost Center Name Not Equal To DoNotReport; Billing Period Equal To 201606All Meter CodesAll Group Names

elpaso


Energy CAP

Cost Avoidance Program

Cost Summary Graph

Grouped by Energy Type

Energy Type	Use	Units	Meter Cost	Special Charges	Total Cost	Avg Unit Cost	% of Total Cost
Site: NORTHEAST AREA TRANS - NORTHEAST AREA TRANS							
Electricity	6,142	KWH	\$654.06	\$0.00	\$654.06	0.1065	25.28%
Natural Gas	32	CCF	\$246.22	\$0.00	\$246.22	7.6944	9.51%
Water	231	CCF	\$1,349.99	\$0.00	\$1,349.99	5.8441	52.17%
Sewer	41	CCF	\$337.50	\$0.00	\$337.50	8.2317	13.04%
Total Cost:			\$2,587.77	\$0.00	\$2,587.77		



Filters: Cost Center Name Not Equal To DoNotReport; Billing Period Equal To 201606All Meter CodesAll Group Names

elpaso

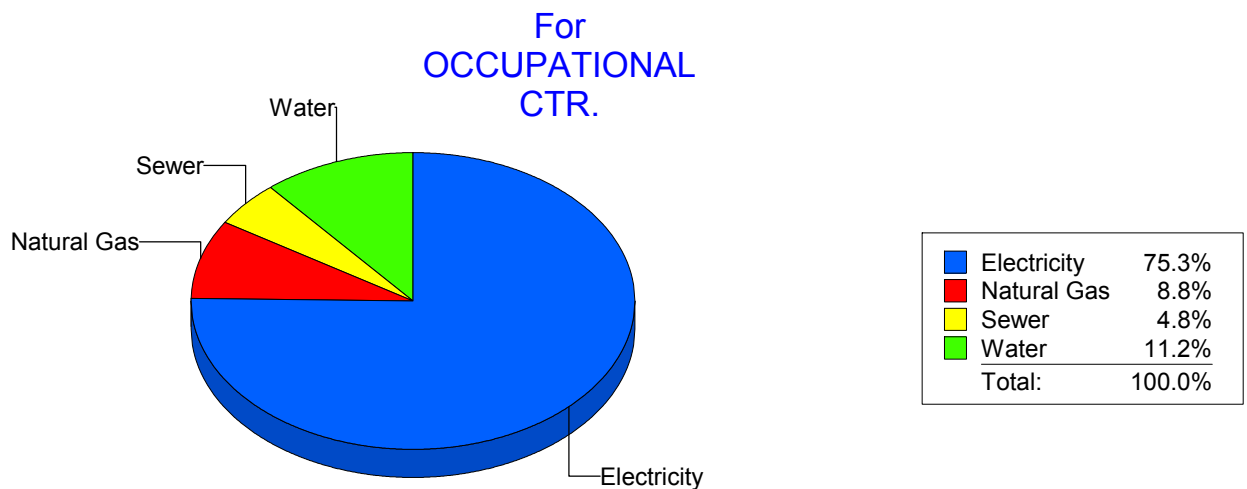
Energy CAP

Cost Avoidance Program

Cost Summary Graph

Grouped by Energy Type

Energy Type	Use	Units	Meter Cost	Special Charges	Total Cost	Avg Unit Cost	% of Total Cost
Site: OCCUPATIONAL CTR. - OCCUPATIONAL CTR.							
Electricity	5,100	KWH	\$1,146.78	\$0.00	\$1,146.78	0.2249	75.25%
Natural Gas	46	CCF	\$133.57	\$0.00	\$133.57	2.9037	8.76%
Water	22	CCF	\$171.18	\$0.00	\$171.18	7.7809	11.23%
Sewer	5	CCF	\$72.40	\$0.00	\$72.40	14.4800	4.75%
Total Cost:			\$1,523.93	\$0.00	\$1,523.93		



Filters: Cost Center Name Not Equal To DoNotReport; Billing Period Equal To 201606All Meter CodesAll Group Names

el paso

Energy CAP

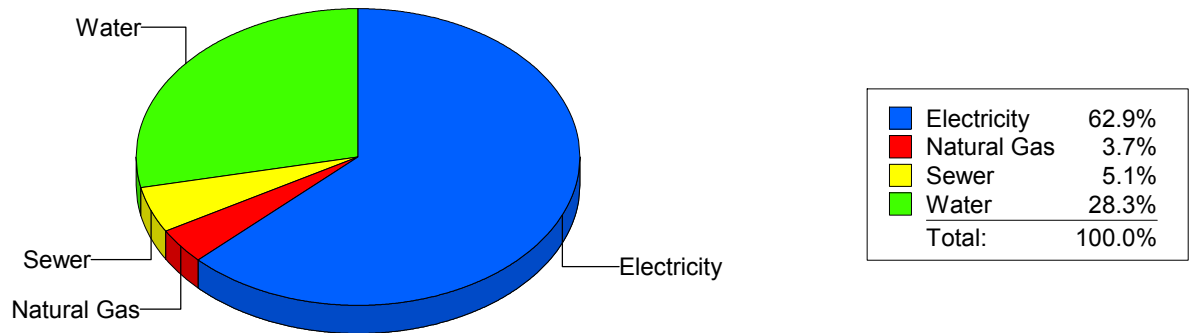
Cost Avoidance Program

Cost Summary Graph

Grouped by Energy Type

Energy Type	Use	Units	Meter Cost	Special Charges	Total Cost	Avg Unit Cost	% of Total Cost
Site: PARK ELEMENTARY - PARK ELEMENTARY							
Electricity	24,836	KWH	\$4,930.16	\$0.00	\$4,930.16	0.1985	62.91%
Natural Gas	144	CCF	\$288.81	\$0.00	\$288.81	2.0056	3.69%
Water	458	CCF	\$2,220.57	\$0.00	\$2,220.57	4.8484	28.34%
Sewer	90	CCF	\$397.17	\$0.00	\$397.17	4.4130	5.07%
Total Cost:			\$7,836.71	\$0.00	\$7,836.71		

For PARK
ELEMENTARY



Filters: Cost Center Name Not Equal To DoNotReport; Billing Period Equal To 201606All Meter CodesAll Group Names

elpaso

Energy CAP

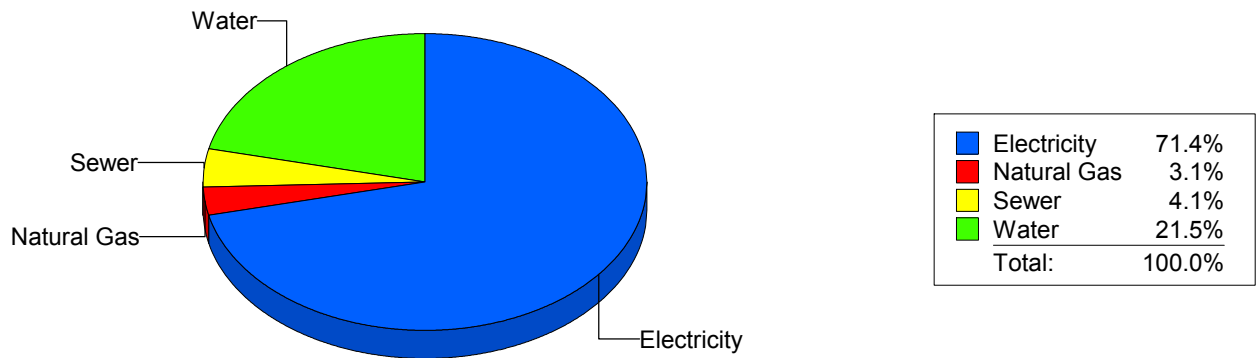
Cost Avoidance Program

Cost Summary Graph

Grouped by Energy Type

Energy Type	Use	Units	Meter Cost	Special Charges	Total Cost	Avg Unit Cost	% of Total Cost
Site: PAUL MORENO - PAUL MORENO							
Electricity	59,100	KWH	\$7,601.68	\$0.00	\$7,601.68	0.1286	71.41%
Natural Gas	217	CCF	\$325.07	\$0.00	\$325.07	1.4980	3.05%
Water	434	CCF	\$2,284.01	\$0.00	\$2,284.01	5.2627	21.46%
Sewer	109	CCF	\$433.97	\$0.00	\$433.97	3.9814	4.08%
Total Cost:			\$10,644.73	\$0.00	\$10,644.73		

For PAUL MORENO



Filters: Cost Center Name Not Equal To DoNotReport; Billing Period Equal To 201606All Meter CodesAll Group Names

elpaso

Energy CAP

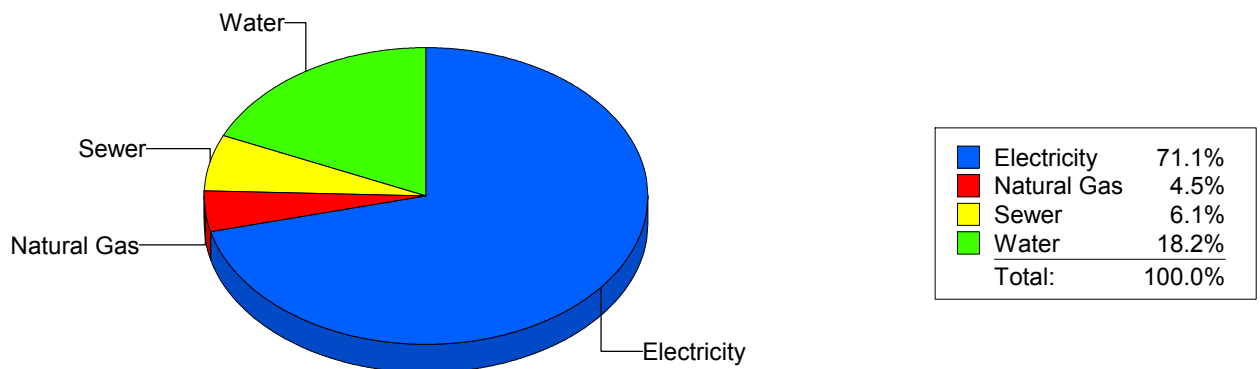
Cost Avoidance Program

Cost Summary Graph

Grouped by Energy Type

Energy Type	Use	Units	Meter Cost	Special Charges	Total Cost	Avg Unit Cost	% of Total Cost
Site: POLK ELEMENTARY - POLK ELEMENTARY							
Electricity	31,700	KWH	\$4,597.81	\$0.00	\$4,597.81	0.1450	71.15%
Natural Gas	142	CCF	\$289.60	\$0.00	\$289.60	2.0394	4.48%
Water	358	CCF	\$1,178.91	\$0.00	\$1,178.91	3.2930	18.24%
Sewer	62	CCF	\$396.22	\$0.00	\$396.22	6.3906	6.13%
Total Cost:			\$6,462.54	\$0.00	\$6,462.54		

For POLK
ELEMENTARY



Filters: Cost Center Name Not Equal To DoNotReport; Billing Period Equal To 201606All Meter CodesAll Group Names

elpaso

Energy CAP

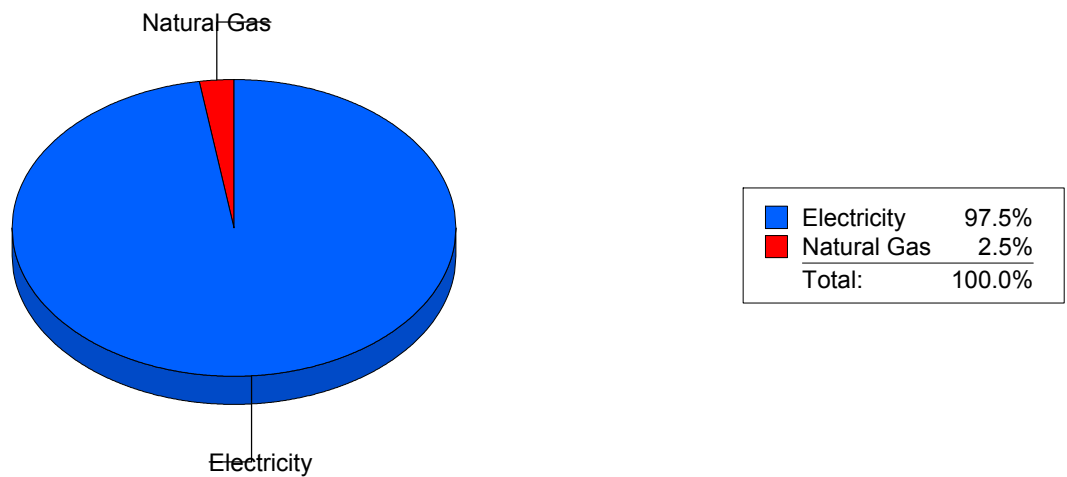
Cost Avoidance Program

Cost Summary Graph

Grouped by Energy Type

Energy Type	Use	Units	Meter Cost	Special Charges	Total Cost	Avg Unit Cost	% of Total Cost
Site: POWELL - POWELL							
Electricity	50,280	KWH	\$9,204.91	\$0.00	\$9,204.91	0.1831	97.50%
Natural Gas	277	CCF	\$235.82	\$0.00	\$235.82	0.8513	2.50%
Total Cost:			\$9,440.73	\$0.00	\$9,440.73		

For POWELL



Filters: Cost Center Name Not Equal To DoNotReport; Billing Period Equal To 201606All Meter CodesAll Group Names

elpaso

Energy CAP

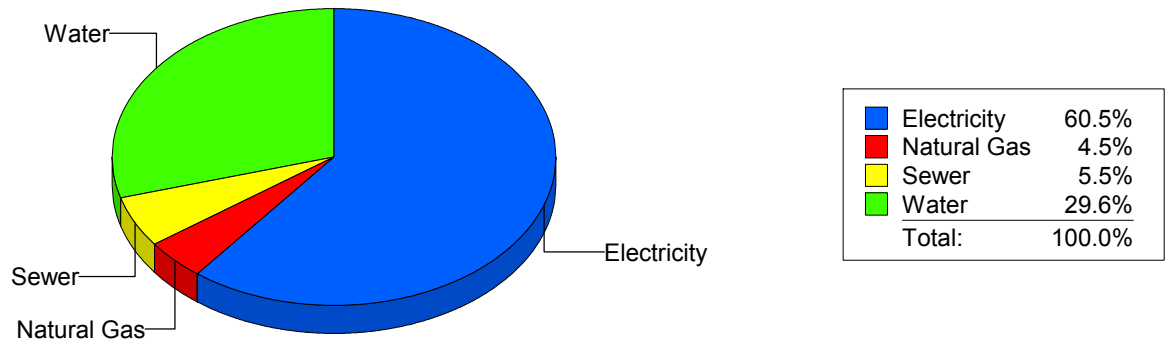
Cost Avoidance Program

Cost Summary Graph

Grouped by Energy Type

Energy Type	Use	Units	Meter Cost	Special Charges	Total Cost	Avg Unit Cost	% of Total Cost
Site: PUTNAM ELEMENTARY - PUTNAM ELEMENTARY							
Electricity	28,647	KWH	\$4,814.44	\$0.00	\$4,814.44	0.1681	60.50%
Natural Gas	283	CCF	\$356.18	\$0.00	\$356.18	1.2586	4.48%
Water	667	CCF	\$2,352.58	\$0.00	\$2,352.58	3.5271	29.56%
Sewer	122	CCF	\$434.19	\$0.00	\$434.19	3.5589	5.46%
Total Cost:			\$7,957.39	\$0.00	\$7,957.39		

For PUTNAM
ELEMENTARY



Filters: Cost Center Name Not Equal To DoNotReport; Billing Period Equal To 201606All Meter CodesAll Group Names

elpaso

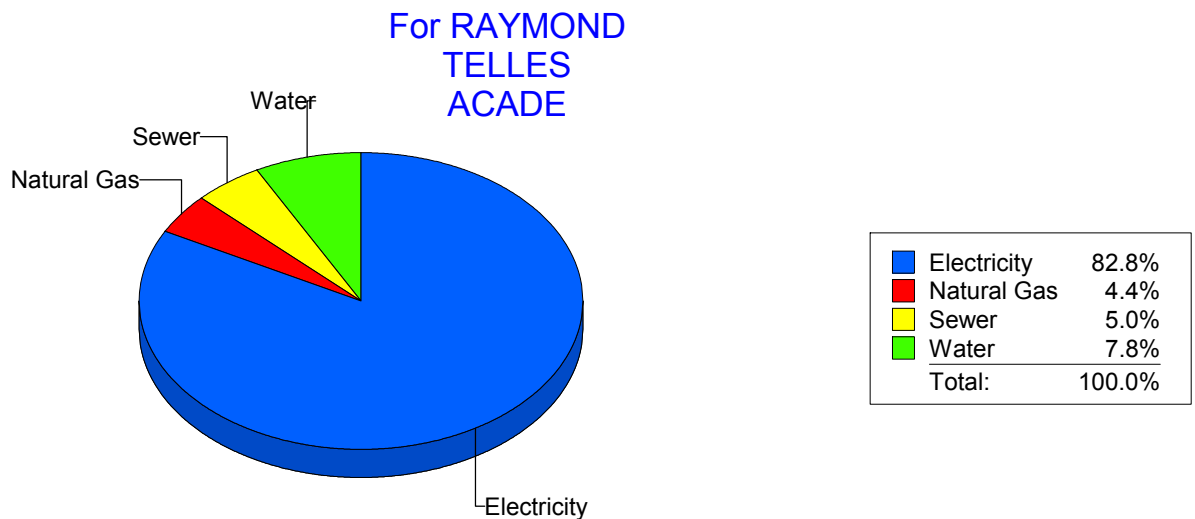
Energy CAP

Cost Avoidance Program

Cost Summary Graph

Grouped by Energy Type

Energy Type	Use	Units	Meter Cost	Special Charges	Total Cost	Avg Unit Cost	% of Total Cost
Site: RAYMOND TELLES ACADE - RAYMOND TELLES ACADE							
Electricity	38,000	KWH	\$4,304.86	\$0.00	\$4,304.86	0.1133	82.77%
Natural Gas	263	CCF	\$229.22	\$0.00	\$229.22	0.8716	4.41%
Water	96	CCF	\$407.56	\$0.00	\$407.56	4.2454	7.84%
Sewer	45	CCF	\$259.27	\$0.00	\$259.27	5.7616	4.99%
Total Cost:			\$5,200.91	\$0.00	\$5,200.91		



Filters: Cost Center Name Not Equal To DoNotReport; Billing Period Equal To 201606All Meter CodesAll Group Names

elpaso

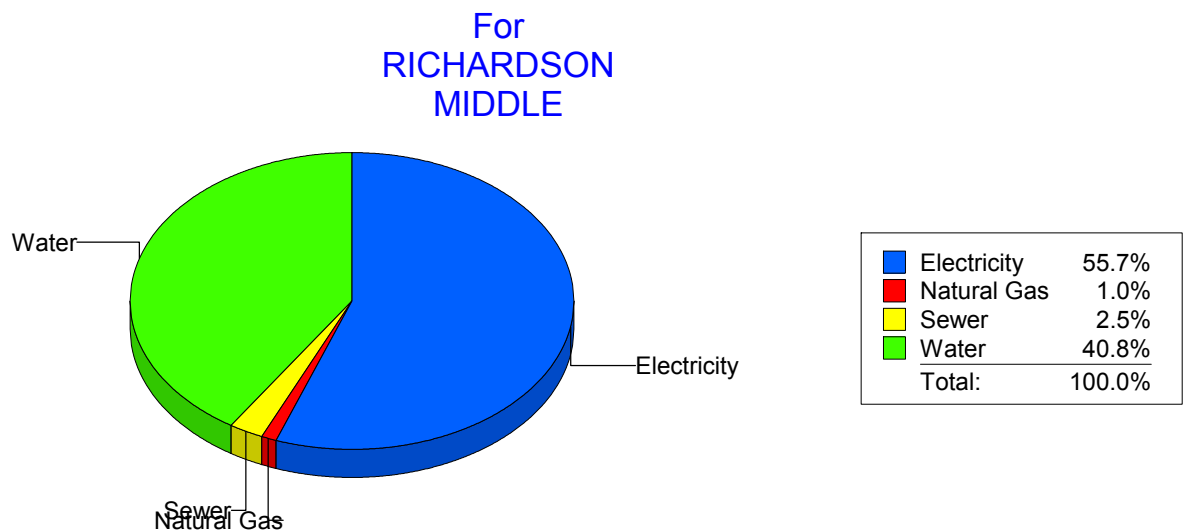
Energy CAP

Cost Avoidance Program

Cost Summary Graph

Grouped by Energy Type

Energy Type	Use	Units	Meter Cost	Special Charges	Total Cost	Avg Unit Cost	% of Total Cost
Site: RICHARDSON MIDDLE - RICHARDSON MIDDLE							
Electricity	114,300	KWH	\$14,240.04	\$0.00	\$14,240.04	0.1246	55.66%
Natural Gas	329	CCF	\$260.33	\$0.00	\$260.33	0.7913	1.02%
Water	1,777	CCF	\$10,429.94	\$0.00	\$10,429.94	5.8694	40.77%
Sewer	79	CCF	\$651.97	\$0.00	\$651.97	8.2528	2.55%
Total Cost:			\$25,582.28	\$0.00	\$25,582.28		



Filters: Cost Center Name Not Equal To DoNotReport; Billing Period Equal To 201606All Meter CodesAll Group Names

elpaso

Energy CAP

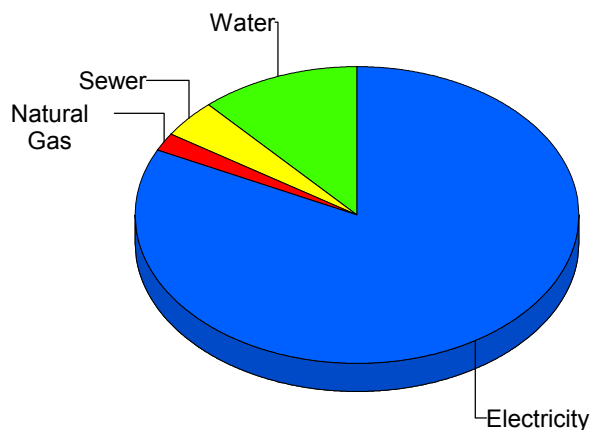
Cost Avoidance Program

Cost Summary Graph

Grouped by Energy Type

Energy Type	Use	Units	Meter Cost	Special Charges	Total Cost	Avg Unit Cost	% of Total Cost
Site: RIVERA ELEMENTARY - RIVERA ELEMENTARY							
Electricity	46,920	KWH	\$8,449.29	\$0.00	\$8,449.29	0.1801	82.16%
Natural Gas	231	CCF	\$214.14	\$0.00	\$214.14	0.9270	2.08%
Water	289	CCF	\$1,195.78	\$0.00	\$1,195.78	4.1376	11.63%
Sewer	119	CCF	\$424.27	\$0.00	\$424.27	3.5653	4.13%
Total Cost:			\$10,283.48	\$0.00	\$10,283.48		

For RIVERA
ELEMENTARY



Electricity	82.2%
Natural Gas	2.1%
Sewer	4.1%
Water	11.6%
Total:	100.0%

Filters: Cost Center Name Not Equal To DoNotReport; Billing Period Equal To 201606All Meter CodesAll Group Names

elpaso

Energy CAP

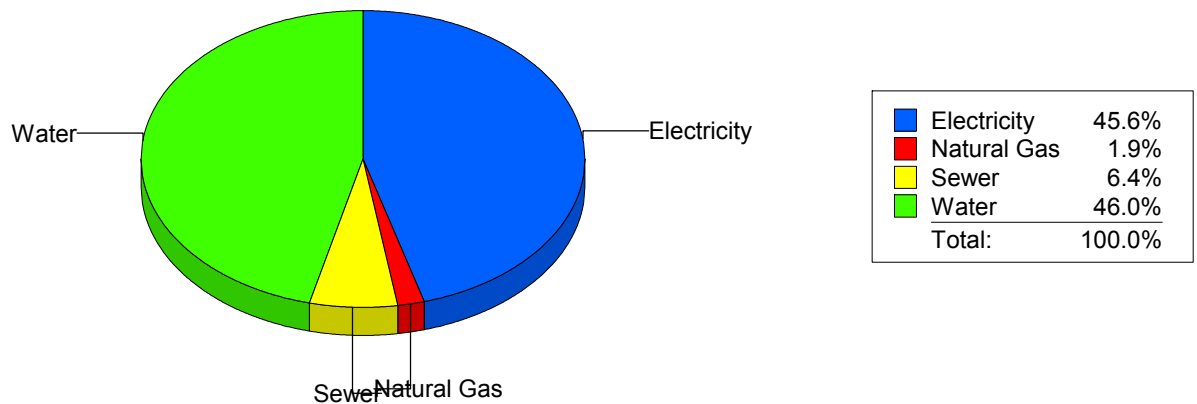
Cost Avoidance Program

Cost Summary Graph

Grouped by Energy Type

Energy Type	Use	Units	Meter Cost	Special Charges	Total Cost	Avg Unit Cost	% of Total Cost
Site: ROBERTS ELEMENTARY - ROBERTS ELEMENTARY							
Electricity	34,000	KWH	\$4,658.94	\$0.00	\$4,658.94	0.1370	45.63%
Natural Gas	195	CCF	\$197.17	\$0.00	\$197.17	1.0111	1.93%
Water	1,174	CCF	\$4,698.02	\$0.00	\$4,698.02	4.0017	46.01%
Sewer	298	CCF	\$656.92	\$0.00	\$656.92	2.2044	6.43%
Total Cost:			\$10,211.05	\$0.00	\$10,211.05		

For ROBERTS
ELEMENTARY



Filters: Cost Center Name Not Equal To DoNotReport; Billing Period Equal To 201606All Meter CodesAll Group Names

elpaso

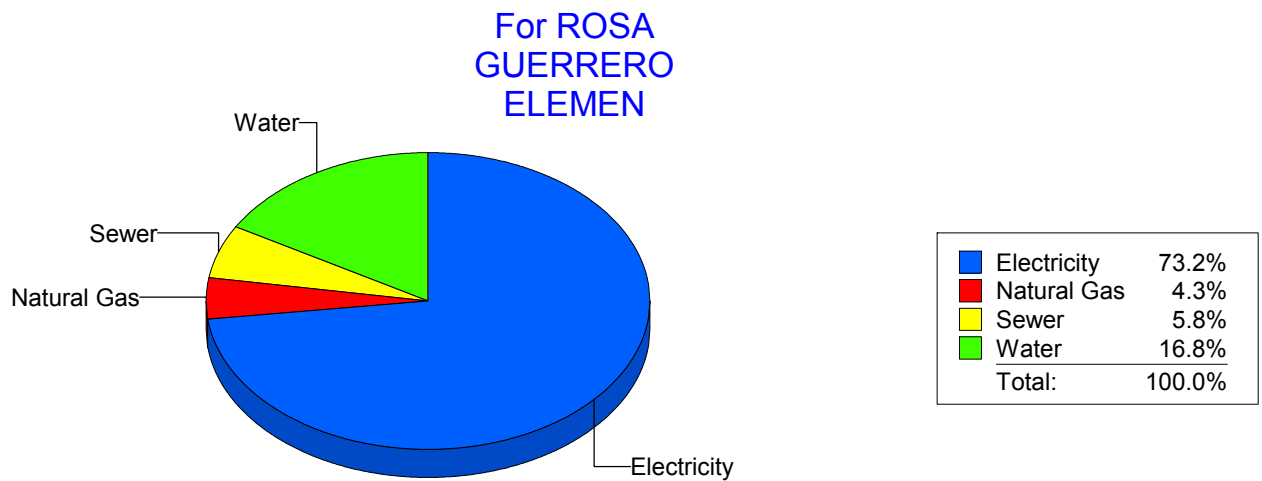
Energy CAP

Cost Avoidance Program

Cost Summary Graph

Grouped by Energy Type

Energy Type	Use	Units	Meter Cost	Special Charges	Total Cost	Avg Unit Cost	% of Total Cost
Site: ROSA GUERRERO ELEMEN - ROSA GUERRERO ELEMEN							
Electricity	35,080	KWH	\$5,879.90	\$0.00	\$5,879.90	0.1676	73.17%
Natural Gas	259	CCF	\$344.86	\$0.00	\$344.86	1.3315	4.29%
Water	360	CCF	\$1,347.92	\$0.00	\$1,347.92	3.7442	16.77%
Sewer	140	CCF	\$463.73	\$0.00	\$463.73	3.3124	5.77%
Total Cost:			\$8,036.41	\$0.00	\$8,036.41		



Filters: Cost Center Name Not Equal To DoNotReport; Billing Period Equal To 201606All Meter CodesAll Group Names

el paso

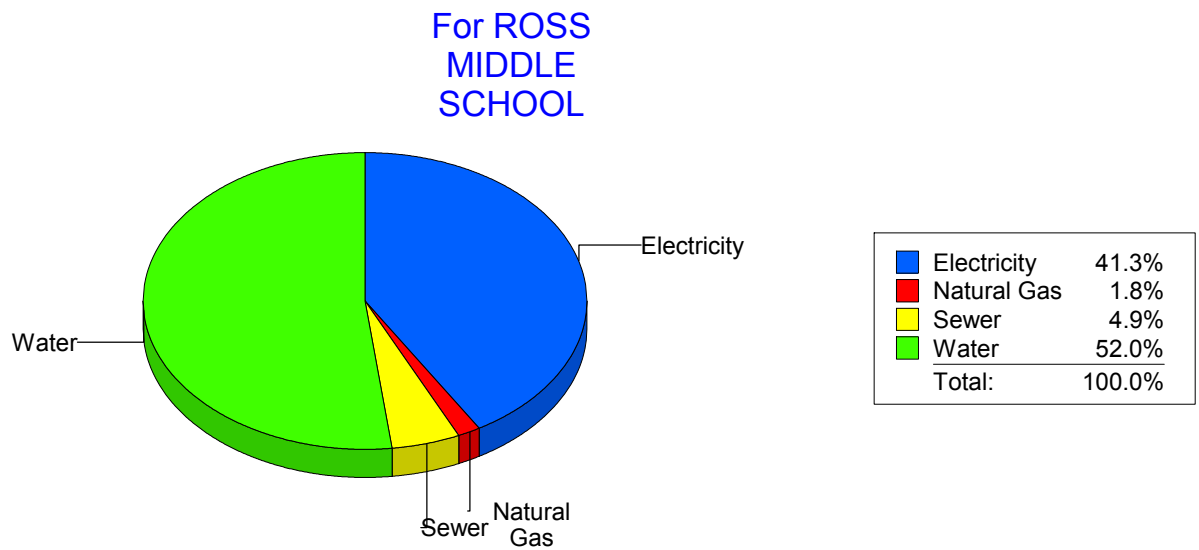
Energy CAP

Cost Avoidance Program

Cost Summary Graph

Grouped by Energy Type

Energy Type	Use	Units	Meter Cost	Special Charges	Total Cost	Avg Unit Cost	% of Total Cost
Site: ROSS MIDDLE SCHOOL - ROSS MIDDLE SCHOOL							
Electricity	43,032	KWH	\$7,791.40	\$0.00	\$7,791.40	0.1811	41.28%
Natural Gas	495	CCF	\$338.58	\$0.00	\$338.58	0.6840	1.79%
Water	2,213	CCF	\$9,819.11	\$0.00	\$9,819.11	4.4370	52.02%
Sewer	678	CCF	\$927.52	\$0.00	\$927.52	1.3680	4.91%
Total Cost:			\$18,876.61	\$0.00	\$18,876.61		



Filters: Cost Center Name Not Equal To DoNotReport; Billing Period Equal To 201606All Meter CodesAll Group Names

elpaso

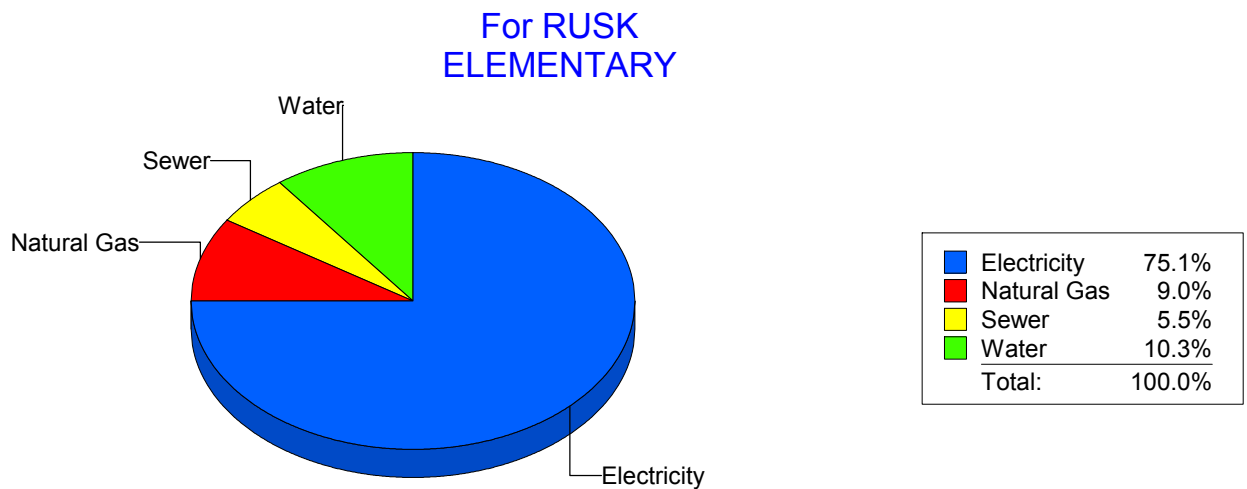
Energy CAP

Cost Avoidance Program

Cost Summary Graph

Grouped by Energy Type

Energy Type	Use	Units	Meter Cost	Special Charges	Total Cost	Avg Unit Cost	% of Total Cost
Site: RUSK ELEMENTARY - RUSK ELEMENTARY							
Electricity	29,194	KWH	\$3,641.08	\$0.00	\$3,641.08	0.1247	75.08%
Natural Gas	209	CCF	\$438.31	\$0.00	\$438.31	2.0972	9.04%
Water	130	CCF	\$501.34	\$0.00	\$501.34	3.8565	10.34%
Sewer	142	CCF	\$268.57	\$0.00	\$268.57	1.8913	5.54%
Total Cost:			\$4,849.30	\$0.00	\$4,849.30		



Filters: Cost Center Name Not Equal To DoNotReport; Billing Period Equal To 201606All Meter CodesAll Group Names

elpaso

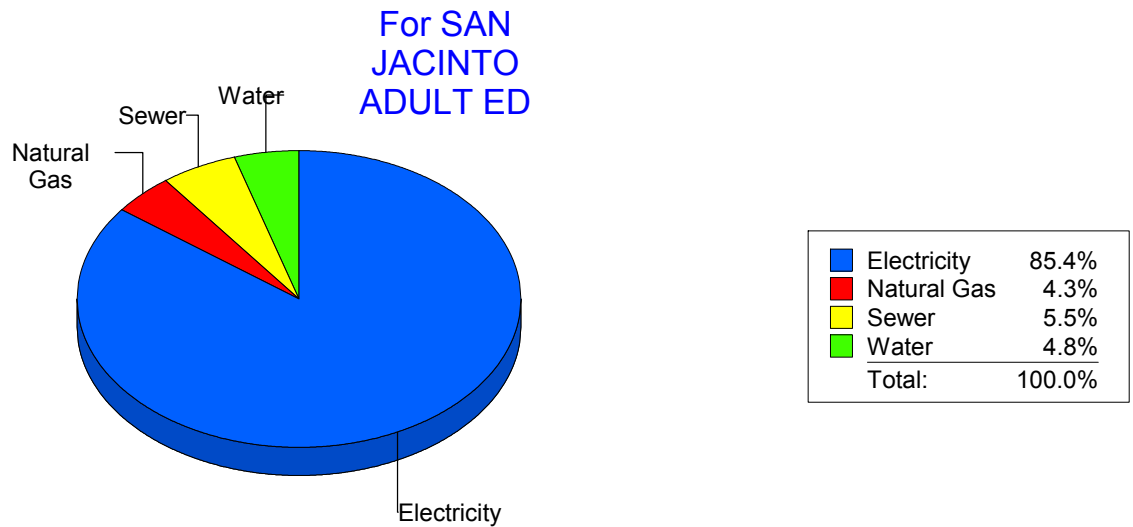
Energy CAP

Cost Avoidance Program

Cost Summary Graph

Grouped by Energy Type

Energy Type	Use	Units	Meter Cost	Special Charges	Total Cost	Avg Unit Cost	% of Total Cost
Site: SAN JACINTO ADULT ED - SAN JACINTO ADULT ED							
Electricity	12,400	KWH	\$2,313.47	\$0.00	\$2,313.47	0.1866	85.40%
Natural Gas	0	CCF	\$117.53	\$0.00	\$117.53	0.0000	4.34%
Water	26	CCF	\$129.57	\$0.00	\$129.57	4.9835	4.78%
Sewer	25	CCF	\$148.36	\$0.00	\$148.36	5.9344	5.48%
Total Cost:			\$2,708.93	\$0.00	\$2,708.93		



Filters: Cost Center Name Not Equal To DoNotReport; Billing Period Equal To 201606All Meter CodesAll Group Names

el Paso

Energy CAP

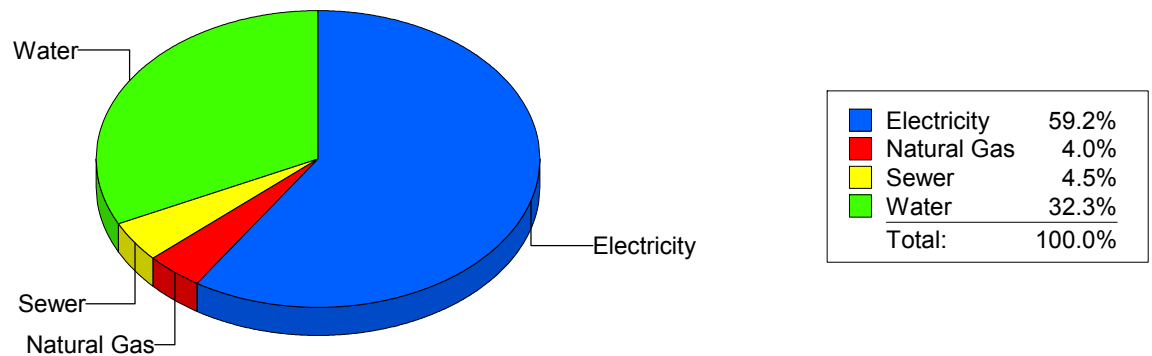
Cost Avoidance Program

Cost Summary Graph

Grouped by Energy Type

Energy Type	Use	Units	Meter Cost	Special Charges	Total Cost	Avg Unit Cost	% of Total Cost
Site: SCHUSTER ELEMENTARY - SCHUSTER ELEMENTARY							
Electricity	18,043	KWH	\$2,465.64	\$0.00	\$2,465.64	0.1367	59.15%
Natural Gas	134	CCF	\$168.42	\$0.00	\$168.42	1.2569	4.04%
Water	298	CCF	\$1,346.09	\$0.00	\$1,346.09	4.5171	32.29%
Sewer	134	CCF	\$187.96	\$0.00	\$187.96	1.4027	4.51%
Total Cost:			\$4,168.11	\$0.00	\$4,168.11		

For
SCHUSTER
ELEMENTARY



Filters: Cost Center Name Not Equal To DoNotReport; Billing Period Equal To 201606All Meter CodesAll Group Names

elpaso

Energy CAP

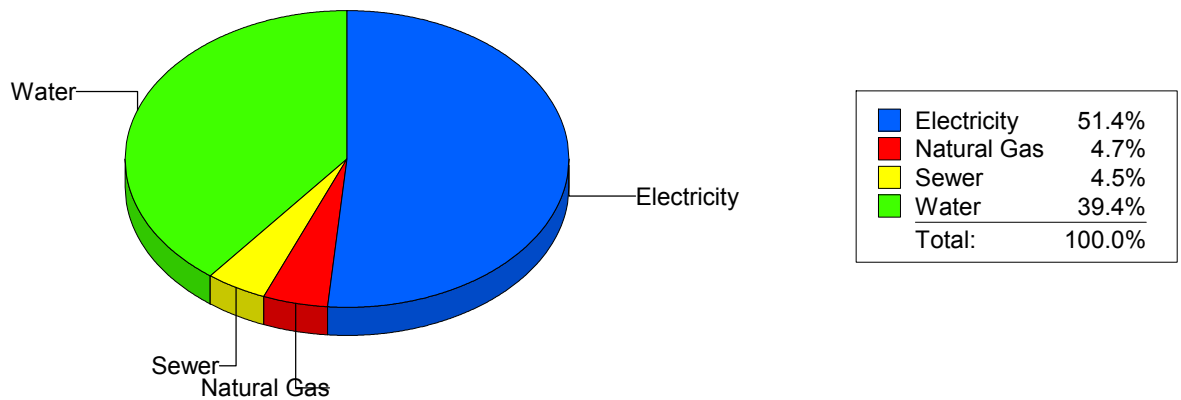
Cost Avoidance Program

Cost Summary Graph

Grouped by Energy Type

Energy Type	Use	Units	Meter Cost	Special Charges	Total Cost	Avg Unit Cost	% of Total Cost
Site: STANTON ELEMENTARY - STANTON ELEMENTARY							
Electricity	19,404	KWH	\$3,761.61	\$0.00	\$3,761.61	0.1939	51.38%
Natural Gas	258	CCF	\$344.29	\$0.00	\$344.29	1.3345	4.70%
Water	600	CCF	\$2,883.24	\$0.00	\$2,883.24	4.8054	39.39%
Sewer	200	CCF	\$331.31	\$0.00	\$331.31	1.6566	4.53%
Total Cost:			\$7,320.45	\$0.00	\$7,320.45		

For STANTON
ELEMENTARY



Filters: Cost Center Name Not Equal To DoNotReport; Billing Period Equal To 201606All Meter CodesAll Group Names

elpaso

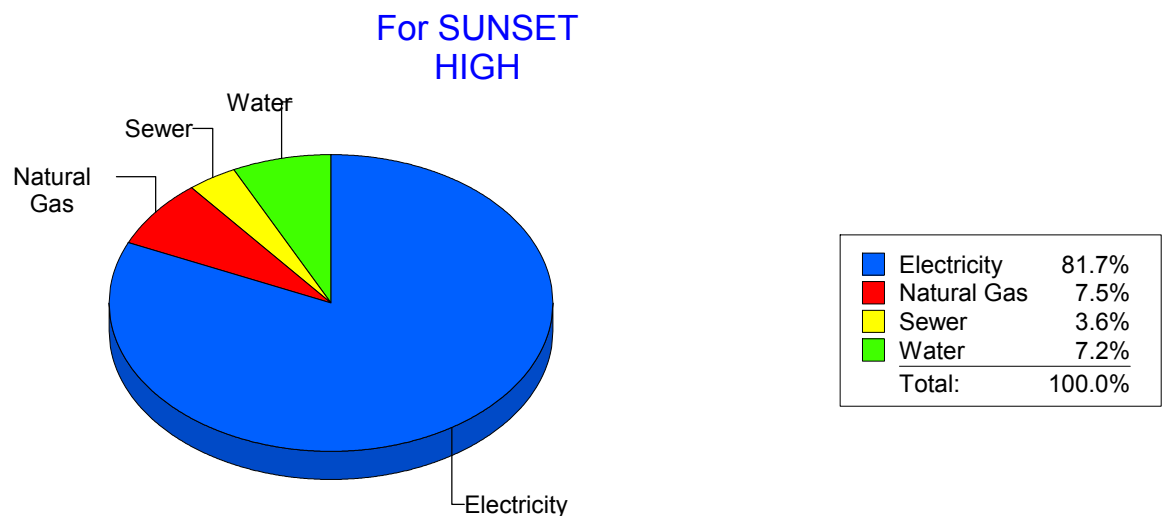
Energy CAP

Cost Avoidance Program

Cost Summary Graph

Grouped by Energy Type

Energy Type	Use	Units	Meter Cost	Special Charges	Total Cost	Avg Unit Cost	% of Total Cost
Site: SUNSET HIGH - SUNSET HIGH							
Electricity	19,000	KWH	\$2,748.53	\$0.00	\$2,748.53	0.1447	81.74%
Natural Gas	312	CCF	\$252.32	\$0.00	\$252.32	0.8087	7.50%
Water	60	CCF	\$241.45	\$0.00	\$241.45	4.0242	7.18%
Sewer	32	CCF	\$120.31	\$0.00	\$120.31	3.7597	3.58%
Total Cost:			\$3,362.61	\$0.00	\$3,362.61		



Filters: Cost Center Name Not Equal To DoNotReport; Billing Period Equal To 201606All Meter CodesAll Group Names

elpaso

Energy CAP

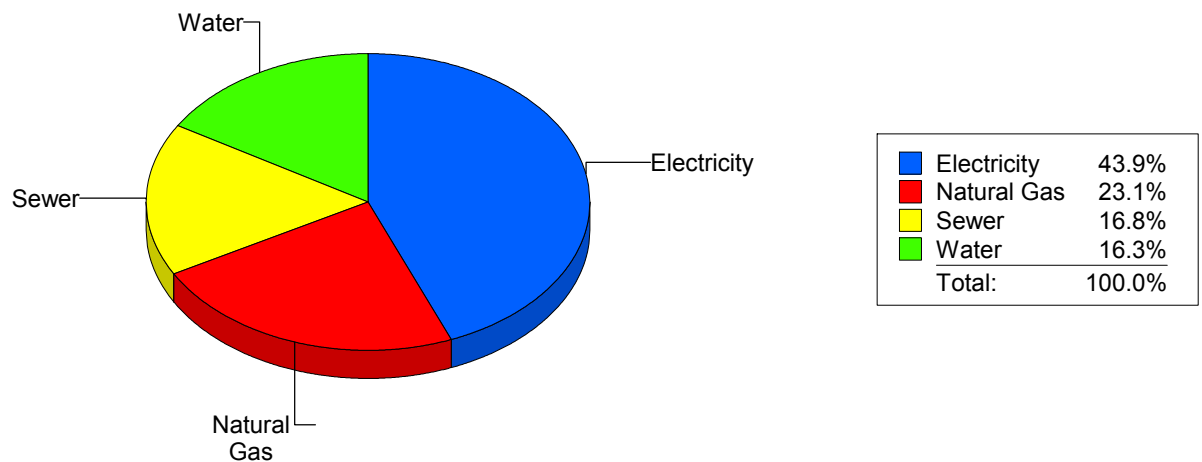
Cost Avoidance Program

Cost Summary Graph

Grouped by Energy Type

Energy Type	Use	Units	Meter Cost	Special Charges	Total Cost	Avg Unit Cost	% of Total Cost
Site: TENNISCENTER - TENNIS CENTER							
Electricity	121	KWH	\$223.60	\$0.00	\$223.60	1.8479	43.86%
Natural Gas	0	CCF	\$117.53	\$0.00	\$117.53	0.0000	23.05%
Water	1	CCF	\$83.07	\$0.00	\$83.07	83.0700	16.29%
Sewer	2	CCF	\$85.66	\$0.00	\$85.66	42.8300	16.80%
Total Cost:			\$509.86	\$0.00	\$509.86		

For TENNIS
CENTER



Filters: Cost Center Name Not Equal To DoNotReport; Billing Period Equal To 201606All Meter CodesAll Group Names

elpaso

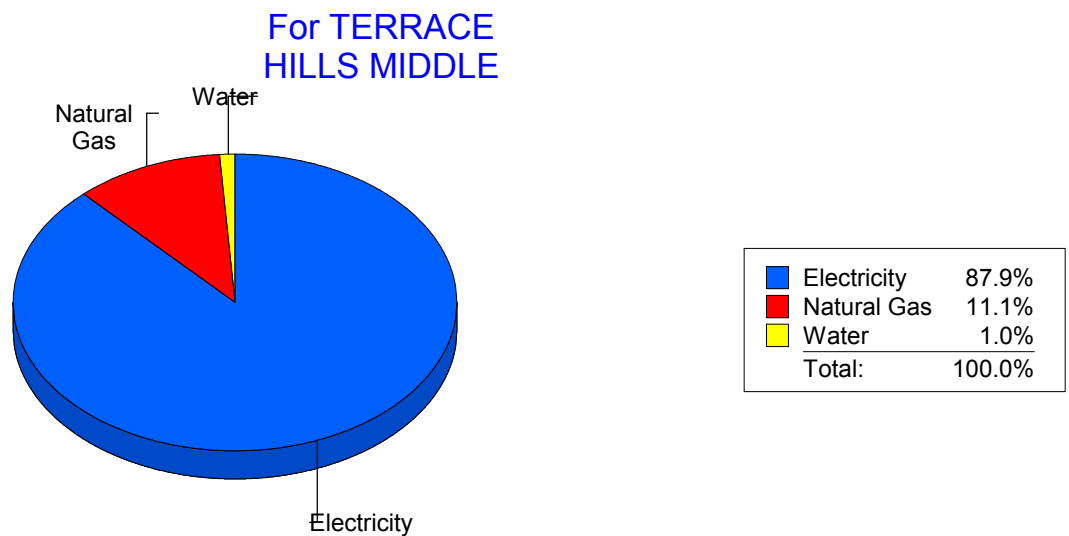
Energy CAP

Cost Avoidance Program

Cost Summary Graph

Grouped by Energy Type

Energy Type	Use	Units	Meter Cost	Special Charges	Total Cost	Avg Unit Cost	% of Total Cost
Site: TERRACE HILLS MIDDLE - TERRACE HILLS MIDDLE							
Electricity	25,950	KWH	\$4,086.62	\$0.00	\$4,086.62	0.1575	87.93%
Natural Gas	643	CCF	\$513.71	\$0.00	\$513.71	0.7989	11.05%
Water	0	CCF	\$47.14	\$0.00	\$47.14	0.0000	1.01%
Total Cost:			\$4,647.47	\$0.00	\$4,647.47		



Filters: Cost Center Name Not Equal To DoNotReport; Billing Period Equal To 201606All Meter CodesAll Group Names

elpaso

Energy CAP

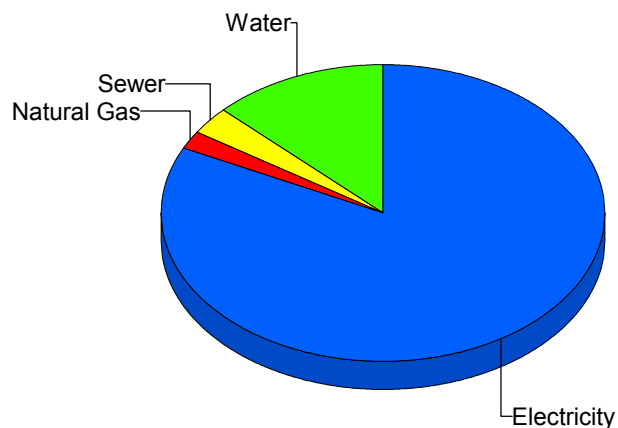
Cost Avoidance Program

Cost Summary Graph

Grouped by Energy Type

Energy Type	Use	Units	Meter Cost	Special Charges	Total Cost	Avg Unit Cost	% of Total Cost
Site: TIPPIN - TIPPIN ELEMENTARY							
Electricity	104,880	KWH	\$12,235.19	\$0.00	\$12,235.19	0.1167	82.20%
Natural Gas	421	CCF	\$303.92	\$0.00	\$303.92	0.7219	2.04%
Water	374	CCF	\$1,892.50	\$0.00	\$1,892.50	5.0602	12.72%
Sewer	89	CCF	\$452.32	\$0.00	\$452.32	5.0822	3.04%
Total Cost:			\$14,883.93	\$0.00	\$14,883.93		

For TIPPIN
ELEMENTARY



Electricity	82.2%
Natural Gas	2.0%
Sewer	3.0%
Water	12.7%
Total:	100.0%

Filters: Cost Center Name Not Equal To DoNotReport; Billing Period Equal To 201606All Meter CodesAll Group Names

elpaso

Energy CAP

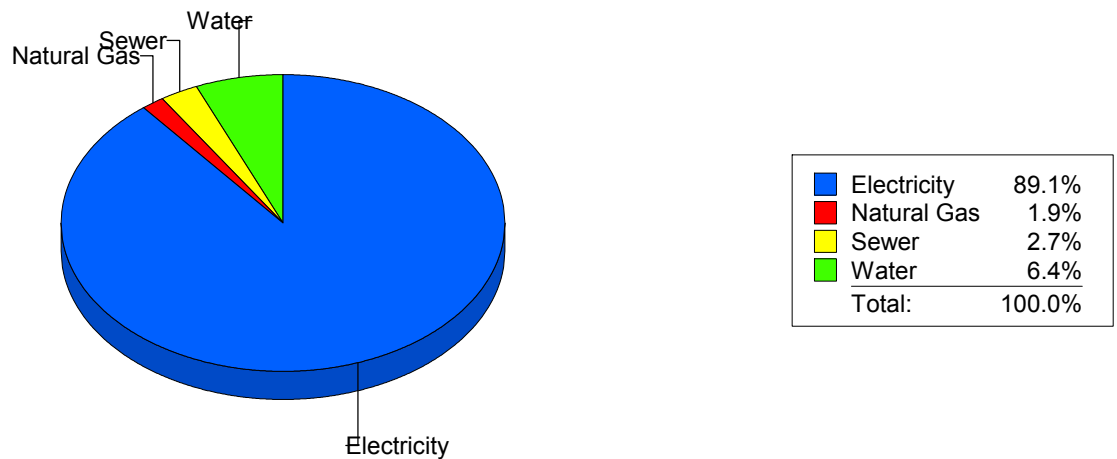
Cost Avoidance Program

Cost Summary Graph

Grouped by Energy Type

Energy Type	Use	Units	Meter Cost	Special Charges	Total Cost	Avg Unit Cost	% of Total Cost
Site: TOMLEA - TOM LEA							
Electricity	80,800	KWH	\$12,105.72	\$0.00	\$12,105.72	0.1498	89.08%
Natural Gas	312	CCF	\$252.32	\$0.00	\$252.32	0.8087	1.86%
Water	215	CCF	\$866.27	\$0.00	\$866.27	4.0292	6.37%
Sewer	105	CCF	\$364.87	\$0.00	\$364.87	3.4750	2.69%
Total Cost:			\$13,589.18	\$0.00	\$13,589.18		

For TOM LEA



Filters: Cost Center Name Not Equal To DoNotReport; Billing Period Equal To 201606All Meter CodesAll Group Names

elpaso

Energy CAP

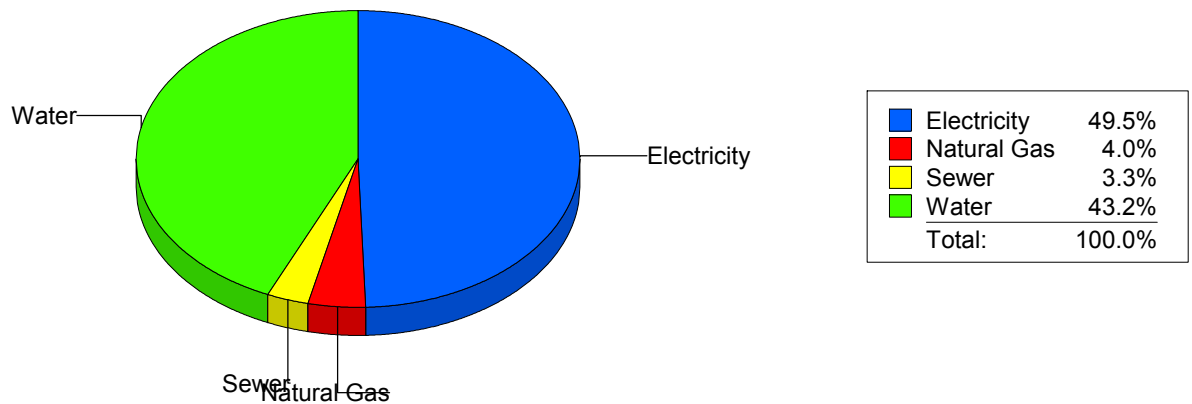
Cost Avoidance Program

Cost Summary Graph

Grouped by Energy Type

Energy Type	Use	Units	Meter Cost	Special Charges	Total Cost	Avg Unit Cost	% of Total Cost
Site: TRAVIS ELEMENTARY SC - TRAVIS ELEMENTARY SC							
Electricity	23,279	KWH	\$3,781.03	\$0.00	\$3,781.03	0.1624	49.50%
Natural Gas	173	CCF	\$304.34	\$0.00	\$304.34	1.7592	3.98%
Water	634	CCF	\$3,302.53	\$0.00	\$3,302.53	5.2090	43.24%
Sewer	61	CCF	\$250.46	\$0.00	\$250.46	4.1059	3.28%
Total Cost:			\$7,638.36	\$0.00	\$7,638.36		

For TRAVIS
ELEMENTARY
SC



Filters: Cost Center Name Not Equal To DoNotReport; Billing Period Equal To 201606All Meter CodesAll Group Names

elpaso

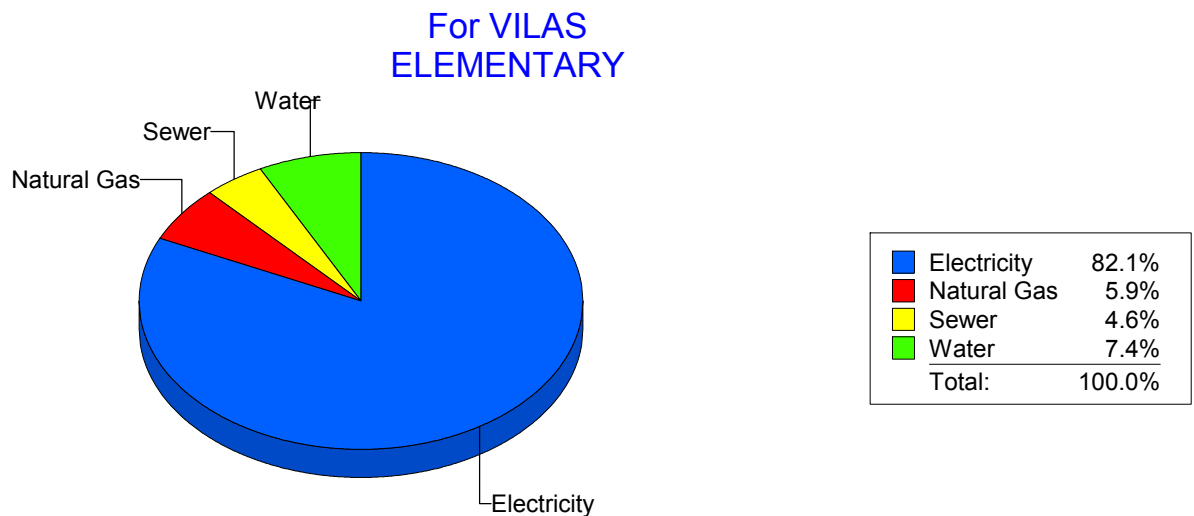
Energy CAP

Cost Avoidance Program

Cost Summary Graph

Grouped by Energy Type

Energy Type	Use	Units	Meter Cost	Special Charges	Total Cost	Avg Unit Cost	% of Total Cost
Site: VILAS ELEMENTARY - VILAS ELEMENTARY							
Electricity	48,846	KWH	\$8,404.04	\$0.00	\$8,404.04	0.1721	82.07%
Natural Gas	567	CCF	\$606.18	\$0.00	\$606.18	1.0691	5.92%
Water	168	CCF	\$755.34	\$0.00	\$755.34	4.4961	7.38%
Sewer	59	CCF	\$474.64	\$0.00	\$474.64	8.0447	4.64%
Total Cost:			\$10,240.20	\$0.00	\$10,240.20		



Filters: Cost Center Name Not Equal To DoNotReport; Billing Period Equal To 201606All Meter CodesAll Group Names

elpaso

Energy CAP

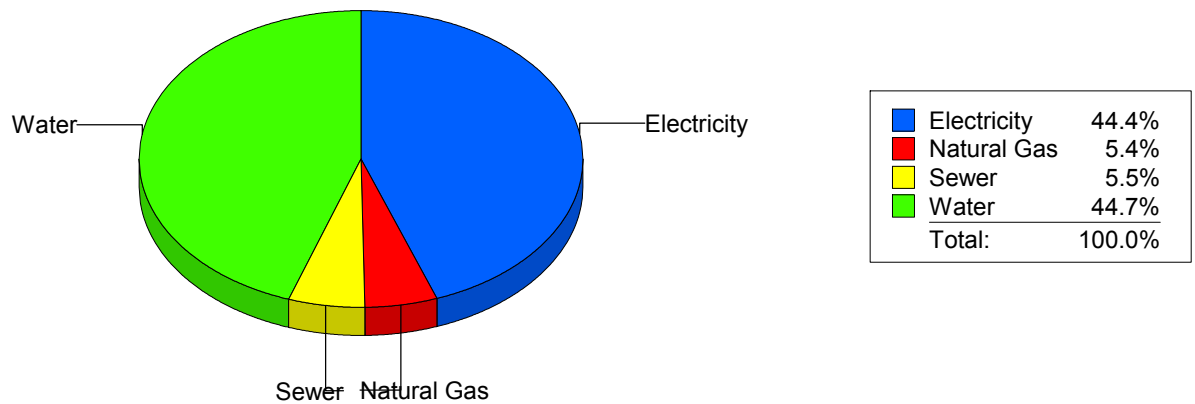
Cost Avoidance Program

Cost Summary Graph

Grouped by Energy Type

Energy Type	Use	Units	Meter Cost	Special Charges	Total Cost	Avg Unit Cost	% of Total Cost
Site: WAINWRIGHT ELEMENTAR - WAINWRIGHT ELEMENTAR							
Electricity	14,587	KWH	\$1,958.69	\$0.00	\$1,958.69	0.1343	44.44%
Natural Gas	6	CCF	\$237.15	\$0.00	\$237.15	39.5250	5.38%
Water	380	CCF	\$1,969.08	\$0.00	\$1,969.08	5.1818	44.68%
Sewer	26	CCF	\$242.27	\$0.00	\$242.27	9.3181	5.50%
Total Cost:			\$4,407.19	\$0.00	\$4,407.19		

For
WAINWRIGHT
ELEMENTAR



Filters: Cost Center Name Not Equal To DoNotReport; Billing Period Equal To 201606All Meter CodesAll Group Names

elpaso

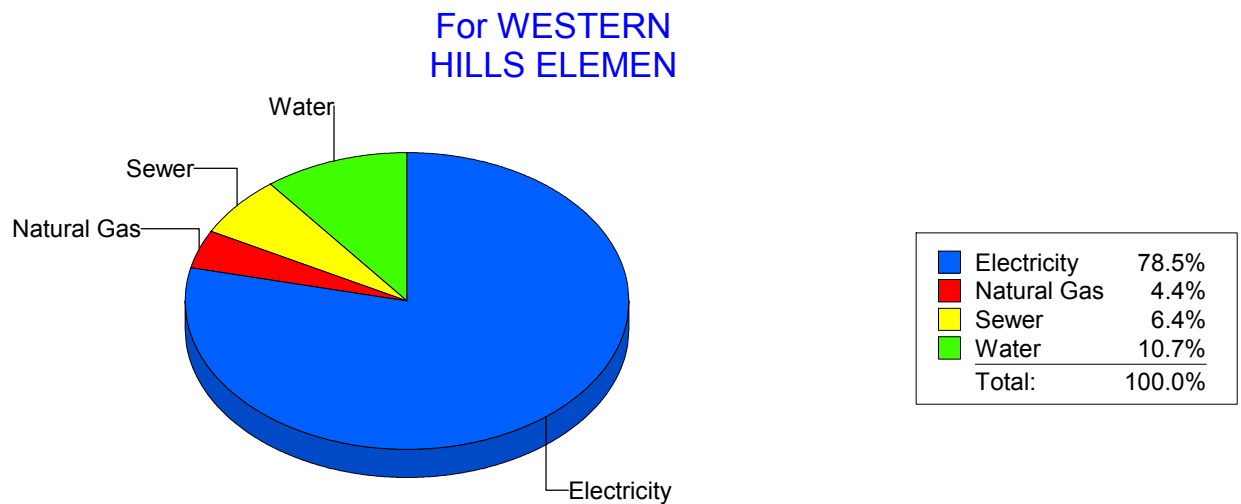
Energy CAP

Cost Avoidance Program

Cost Summary Graph

Grouped by Energy Type

Energy Type	Use	Units	Meter Cost	Special Charges	Total Cost	Avg Unit Cost	% of Total Cost
Site: WESTERN HILLS ELEMEN - WESTERN HILLS ELEMEN							
Electricity	47,640	KWH	\$4,742.55	\$0.00	\$4,742.55	0.0995	78.50%
Natural Gas	342	CCF	\$266.45	\$0.00	\$266.45	0.7791	4.41%
Water	202	CCF	\$645.80	\$0.00	\$645.80	3.1970	10.69%
Sewer	64	CCF	\$387.00	\$0.00	\$387.00	6.0469	6.41%
Total Cost:			\$6,041.80	\$0.00	\$6,041.80		



Filters: Cost Center Name Not Equal To DoNotReport; Billing Period Equal To 201606All Meter CodesAll Group Names

elpaso

Energy CAP

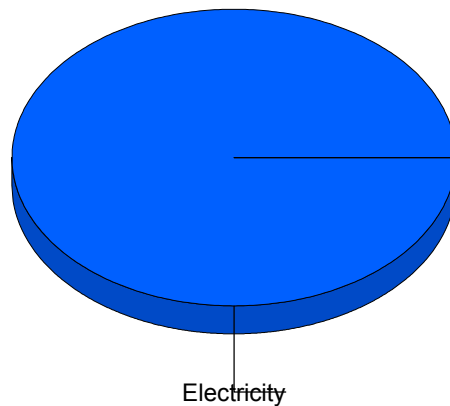
Cost Avoidance Program

Cost Summary Graph

Grouped by Energy Type

Energy Type	Use	Units	Meter Cost	Special Charges	Total Cost	Avg Unit Cost	% of Total Cost
Site: WESTSIDE TRANSPORTAT - WESTSIDE TRANSPORTAT							
Electricity	3,059	KWH	\$437.45	\$0.00	\$437.45	0.1430	100.00%
Total Cost:			\$437.45	\$0.00	\$437.45		

For WESTSIDE
TRANSPORTAT



■ Electricity	100.0%
Total:	100.0%

Filters: Cost Center Name Not Equal To DoNotReport; Billing Period Equal To 201606All Meter CodesAll Group Names

elpaso

Energy CAP

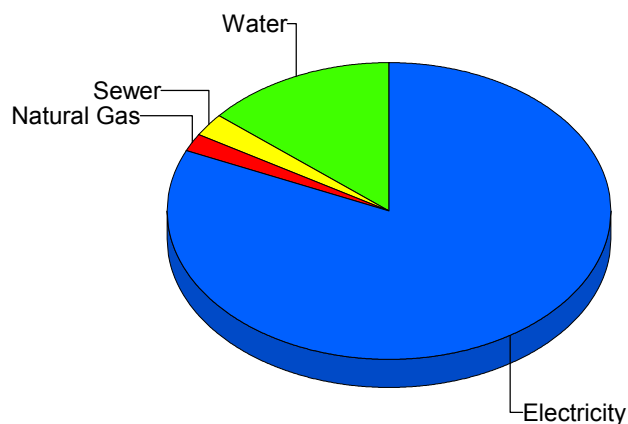
Cost Avoidance Program

Cost Summary Graph

Grouped by Energy Type

Energy Type	Use	Units	Meter Cost	Special Charges	Total Cost	Avg Unit Cost	% of Total Cost
Site: WHITAKER ELEMENTARY - WHITAKER ELEMENTARY							
Electricity	65,160	KWH	\$9,958.98	\$0.00	\$9,958.98	0.1528	81.68%
Natural Gas	269	CCF	\$232.05	\$0.00	\$232.05	0.8626	1.90%
Water	582	CCF	\$1,678.04	\$0.00	\$1,678.04	2.8832	13.76%
Sewer	86	CCF	\$323.62	\$0.00	\$323.62	3.7630	2.65%
Total Cost:			\$12,192.69	\$0.00	\$12,192.69		

For WHITAKER
ELEMENTARY



Electricity	81.7%
Natural Gas	1.9%
Sewer	2.7%
Water	13.8%
Total:	100.0%

Filters: Cost Center Name Not Equal To DoNotReport; Billing Period Equal To 201606All Meter CodesAll Group Names

elpaso

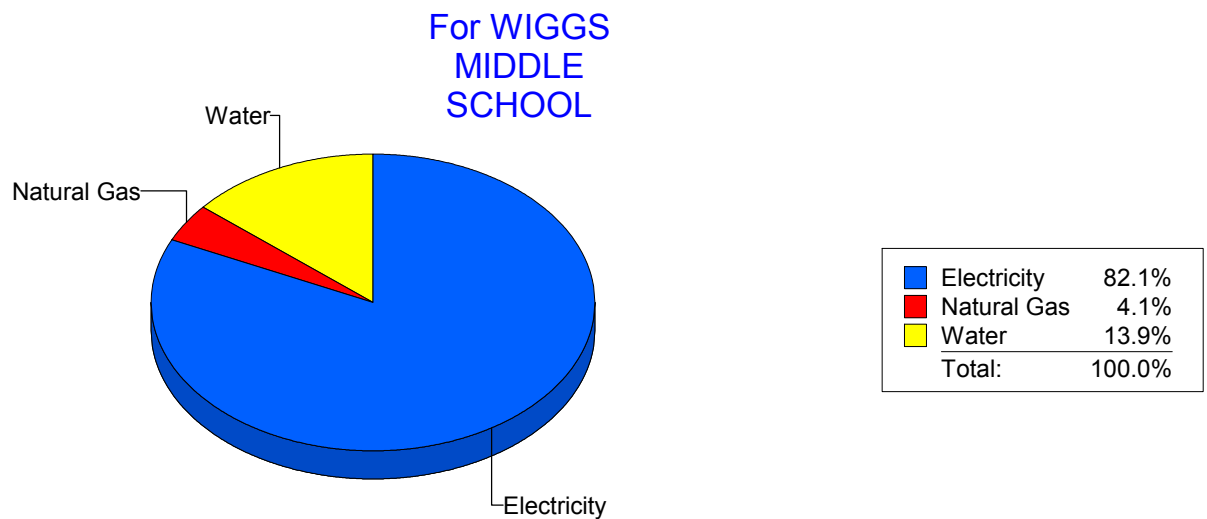
Energy CAP

Cost Avoidance Program

Cost Summary Graph

Grouped by Energy Type

Energy Type	Use	Units	Meter Cost	Special Charges	Total Cost	Avg Unit Cost	% of Total Cost
Site: WIGGS MIDDLE SCHOOL - WIGGS MIDDLE SCHOOL							
Electricity	46,880	KWH	\$7,278.85	\$0.00	\$7,278.85	0.1553	82.07%
Natural Gas	544	CCF	\$360.73	\$0.00	\$360.73	0.6631	4.07%
Water	420	CCF	\$1,229.45	\$0.00	\$1,229.45	2.9273	13.86%
Total Cost:			\$8,869.03	\$0.00	\$8,869.03		



Filters: Cost Center Name Not Equal To DoNotReport; Billing Period Equal To 201606All Meter CodesAll Group Names

elpaso

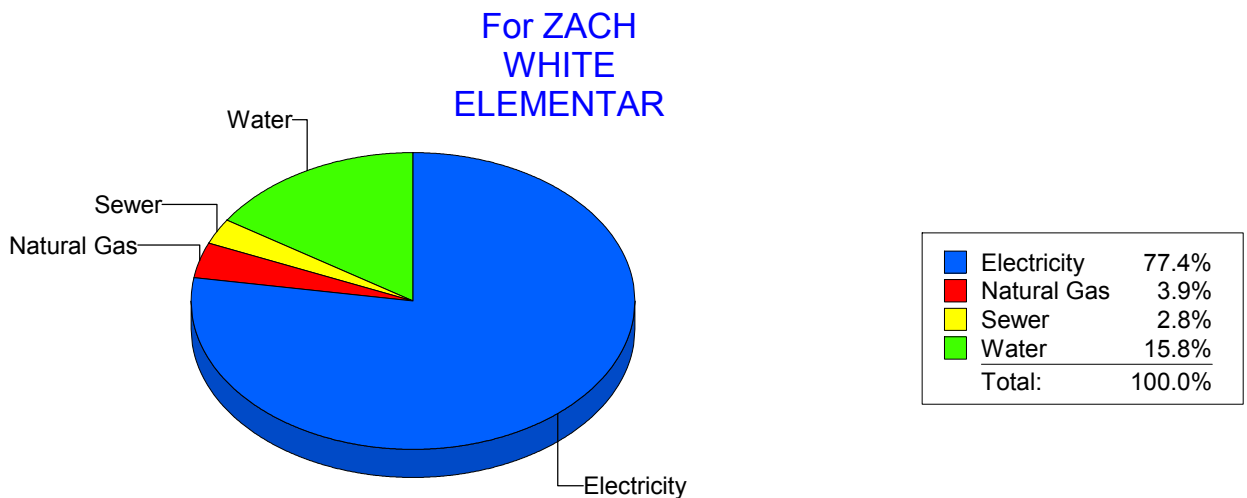
Energy CAP

Cost Avoidance Program

Cost Summary Graph

Grouped by Energy Type

Energy Type	Use	Units	Meter Cost	Special Charges	Total Cost	Avg Unit Cost	% of Total Cost
Site: ZACH WHITE ELEMENTAR - ZACH WHITE ELEMENTAR							
Electricity	50,400	KWH	\$7,961.38	\$0.00	\$7,961.38	0.1580	77.42%
Natural Gas	380	CCF	\$401.91	\$0.00	\$401.91	1.0577	3.91%
Water	515	CCF	\$1,628.06	\$0.00	\$1,628.06	3.1613	15.83%
Sewer	75	CCF	\$291.77	\$0.00	\$291.77	3.8903	2.84%
Total Cost:			\$10,283.12	\$0.00	\$10,283.12		



Filters: Cost Center Name Not Equal To DoNotReport; Billing Period Equal To 201606All Meter CodesAll Group Names

elpaso

Energy CAP

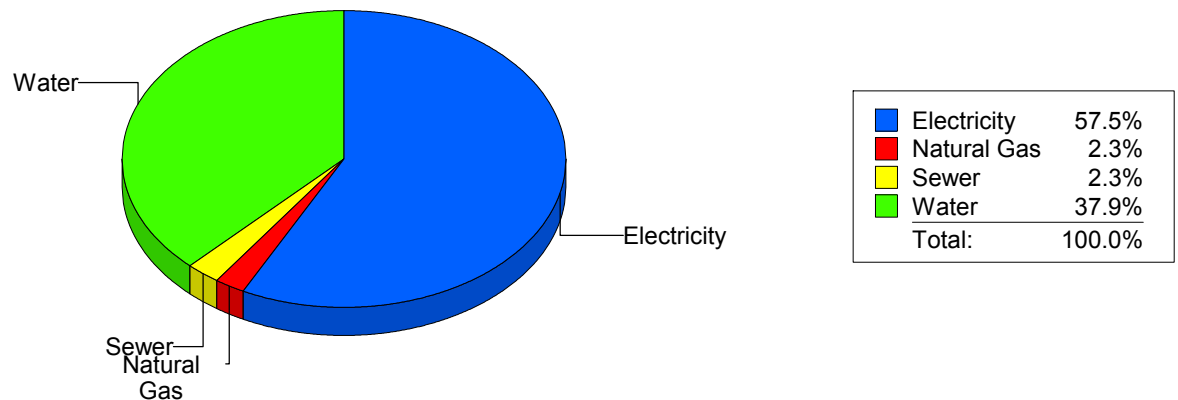
Cost Avoidance Program

Cost Summary Graph

Grouped by Energy Type

Energy Type	Use	Units	Meter Cost	Special Charges	Total Cost	Avg Unit Cost	% of Total Cost
Site: ZAVALA ELEMENTARY SC - ZAVALA ELEMENTARY SC							
Electricity	26,500	KWH	\$3,710.30	\$0.00	\$3,710.30	0.1400	57.52%
Natural Gas	85	CCF	\$147.16	\$0.00	\$147.16	1.7313	2.28%
Water	358	CCF	\$2,444.45	\$0.00	\$2,444.45	6.8281	37.90%
Sewer	41	CCF	\$148.36	\$0.00	\$148.36	3.6185	2.30%
Total Cost:			\$6,450.27	\$0.00	\$6,450.27		

For ZAVALA
ELEMENTARY
SC



Filters: Cost Center Name Not Equal To DoNotReport; Billing Period Equal To 201606All Meter CodesAll Group Names

el Paso

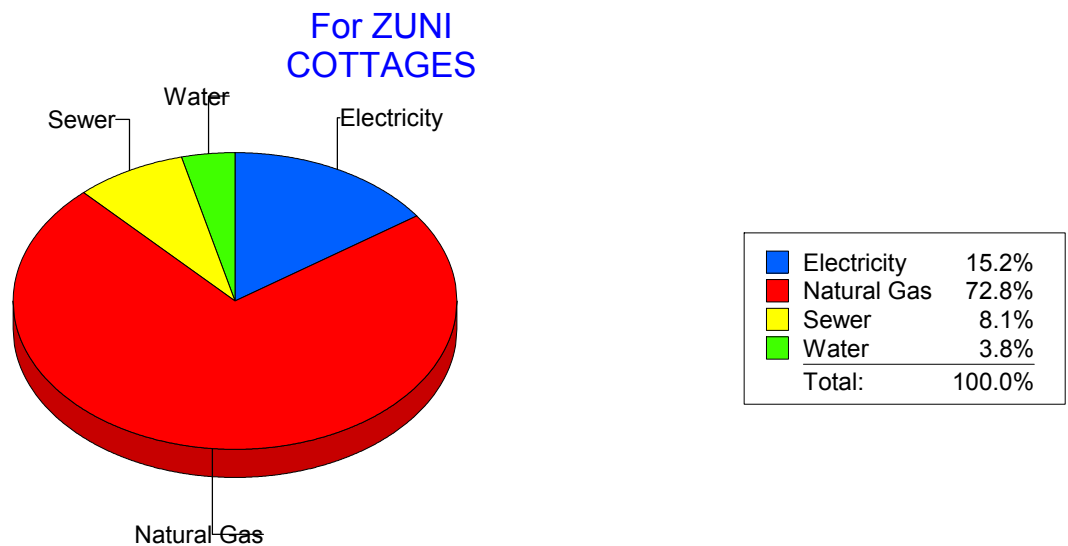
Energy CAP

Cost Avoidance Program

Cost Summary Graph

Grouped by Energy Type

Energy Type	Use	Units	Meter Cost	Special Charges	Total Cost	Avg Unit Cost	% of Total Cost
Site: ZUNI COTTAGES - ZUNI COTTAGES							
Electricity		37 KWH	\$49.16	\$0.00	\$49.16	1.3286	15.21%
Natural Gas		1 CCF	\$235.41	\$0.00	\$235.41	235.4100	72.84%
Water		0 CCF	\$12.40	\$0.00	\$12.40	0.0000	3.84%
Sewer		0 CCF	\$26.20	\$0.00	\$26.20	0.0000	8.11%
Total Cost:			\$323.17	\$0.00	\$323.17		



Filters: Cost Center Name Not Equal To DoNotReport; Billing Period Equal To 201606All Meter CodesAll Group Names

elpaso

Energy CAP

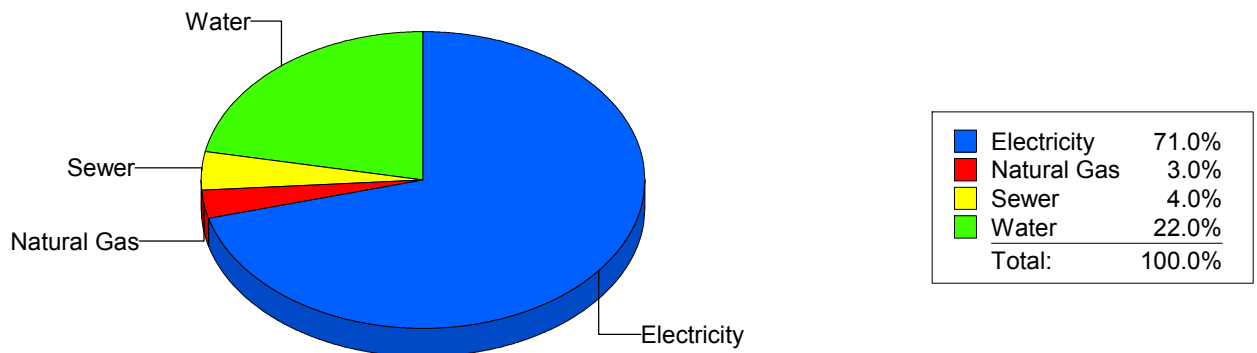
Cost Avoidance Program

Cost Summary Graph

Grouped by Energy Type

Energy Type	Use	Units	Meter Cost	Special Charges	Total Cost	Avg Unit Cost	% of Total Cost
All Sites							
Electricity	6,583,182	KWH	\$878,827.54	\$0.00	\$878,827.54	0.1335	70.96%
Natural Gas	35,482	CCF	\$36,897.67	\$0.00	\$36,897.67	1.0399	2.98%
Water	76,490	CCF	\$272,925.47	\$0.00	\$272,925.47	3.5681	22.04%
Sewer	15,998	CCF	\$49,781.02	\$0.00	\$49,781.02	3.1117	4.02%
Total Cost:			\$1,238,431.70	\$0.00	\$1,238,431.70		

For All Sites



Filters: Cost Center Name Not Equal To DoNotReport; Billing Period Equal To 201606All Meter CodesAll Group Names