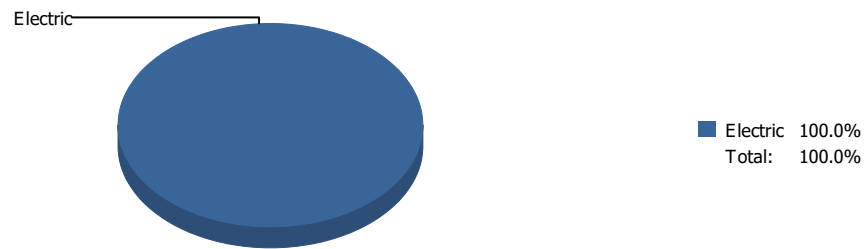
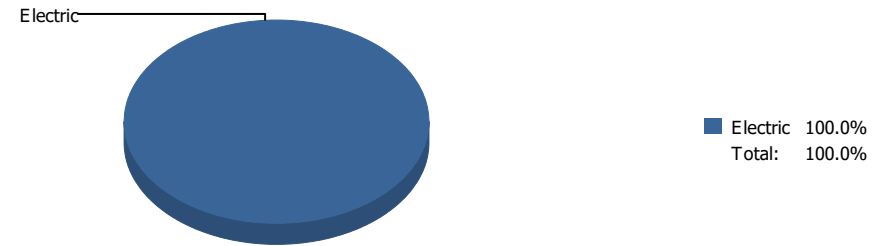


Energy

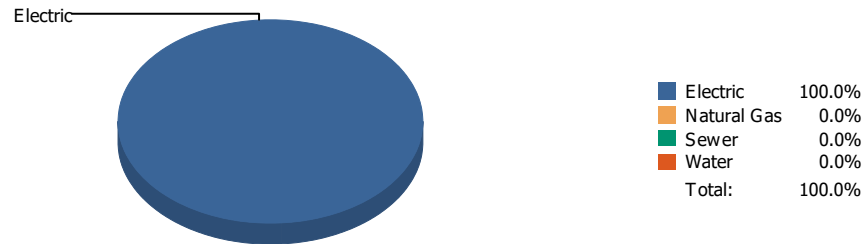


Cost

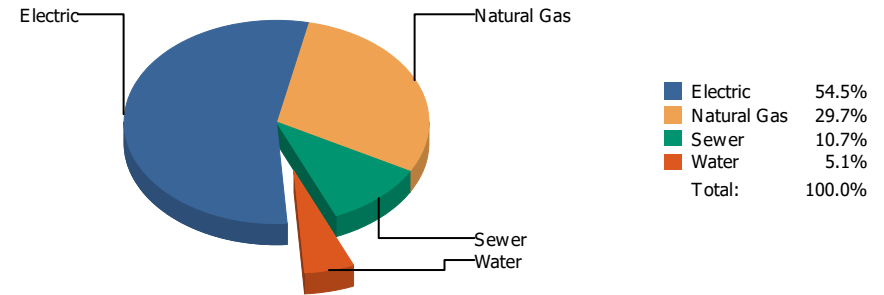


Commodity	Common Use	Energy Use	Energy Use / Area	Total Cost	Cost / Unit	Cost / Area
Place: [ALAMO] ALAMO 101 [BUILDING] Area: 58,978 SqFt Billing Period: Jun 2020						
ELECTRIC	2,600.00 kWh	8,871 KBtu	0.150 KBtu/SqFt	\$311.39	\$0.120 /kWh	\$0.005 /SqFt
Totals:		8,871 KBtu	0.150 KBtu/SqFt	\$311.39		

Energy

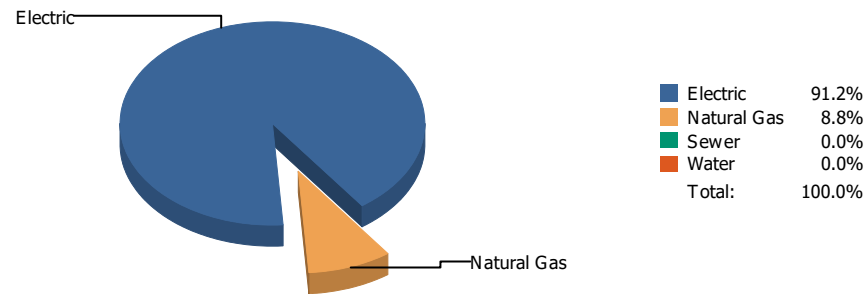


Cost

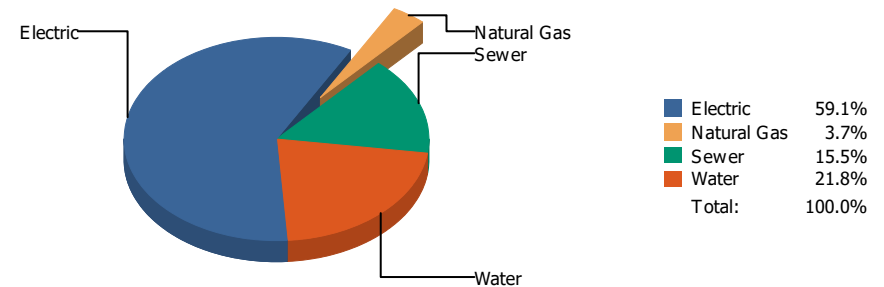


Commodity	Common Use	Energy Use	Energy Use / Area	Total Cost	Cost / Unit	Cost / Area
Place: [ALTA] ALTA VISTA 102 [BUILDING]						
Area: 68,463 SqFt						
Billing Period: Jun 2020						
ELECTRIC	6,900.00 kWh	23,543 KBtu	0.344 KBtu/SqFt	\$538.91	\$0.078 /kWh	\$0.008 /SqFt
NATURALGAS	0.00 CCF	0 KBtu	0.000 KBtu/SqFt	\$293.98	\$0.000 /CCF	\$0.004 /SqFt
SEWER	0.00 CCF			\$105.77	\$0.000 /CCF	\$0.002 /SqFt
WATER	0.00 CCF			\$50.91	\$0.000 /CCF	\$0.001 /SqFt
Totals:		23,543 KBtu	0.344 KBtu/SqFt	\$989.57		

Energy

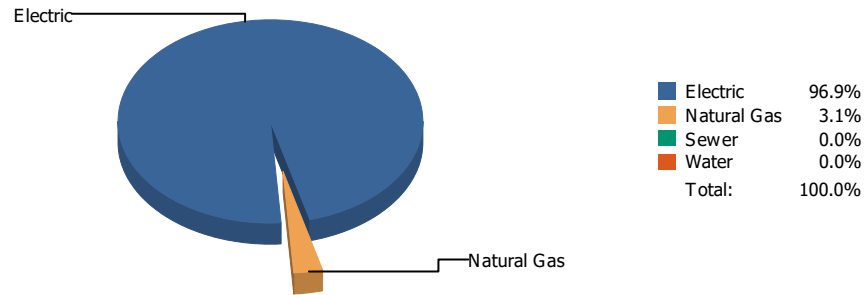


Cost

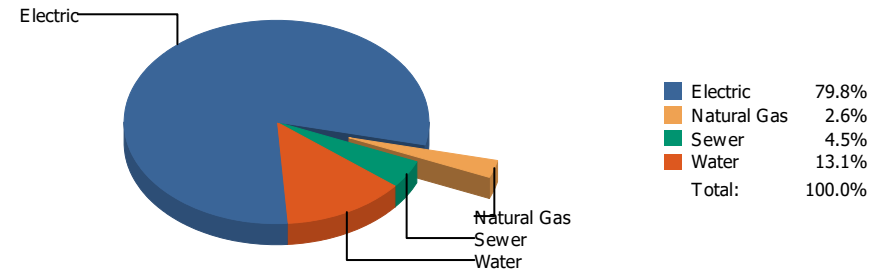


Commodity	Common Use	Energy Use	Energy Use / Area	Total Cost	Cost / Unit	Cost / Area
Place: [ADDRESS] ADDRESS 001 [BUILDING]						
Area: 266,968 SqFt						
Billing Period: Jun 2020						
ELECTRIC	57,141.00 kWh	194,965 KBtu	0.730 KBtu/SqFt	\$10,620.84	\$0.186 /kWh	\$0.039 /SqFt
NATURALGAS	182.00 CCF	18,746 KBtu	0.070 KBtu/SqFt	\$661.28	\$3.633 /CCF	\$0.002 /SqFt
SEWER	1,181.00 CCF			\$2,784.76	\$2.358 /CCF	\$0.010 /SqFt
WATER	1,567.00 CCF			\$3,918.18	\$2.500 /CCF	\$0.015 /SqFt
Totals:		213,711 KBtu	0.801 KBtu/SqFt	\$17,985.06		

Energy

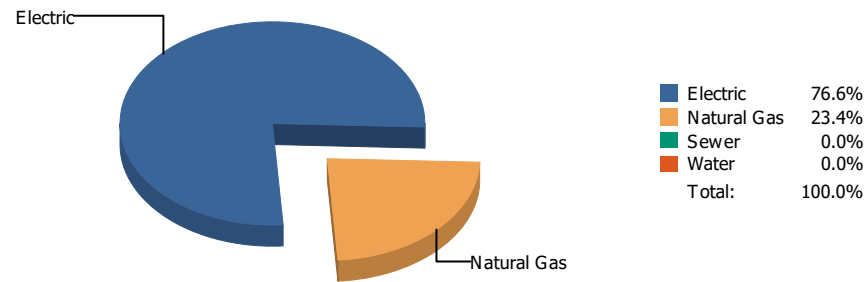


Cost

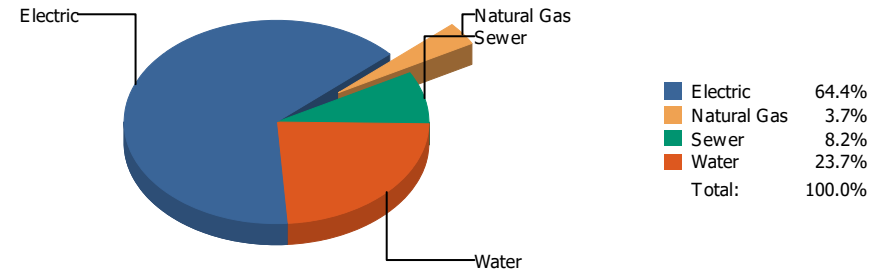


Commodity	Common Use	Energy Use	Energy Use / Area	Total Cost	Cost / Unit	Cost / Area
Place: [AOY] AOY 103 [BUILDING]						
Area: 105,486 SqFt						
Billing Period: Jun 2020						
ELECTRIC	39,589.00 kWh	135,078 KBtu	1.281 KBtu/SqFt	\$9,573.44	\$0.242 /kWh	\$0.091 /SqFt
NATURALGAS	42.00 CCF	4,326 KBtu	0.041 KBtu/SqFt	\$310.88	\$7.402 /CCF	\$0.003 /SqFt
SEWER	44.00 CCF			\$541.37	\$12.304 /CCF	\$0.005 /SqFt
WATER	166.00 CCF			\$1,570.74	\$9.462 /CCF	\$0.015 /SqFt
Totals:		139,404 KBtu	1.322 KBtu/SqFt	\$11,996.43		

Energy

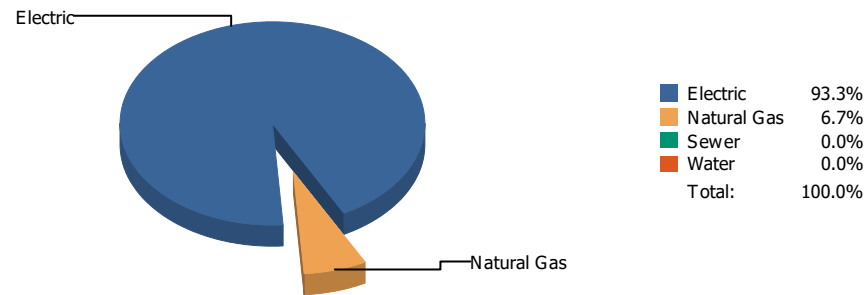


Cost

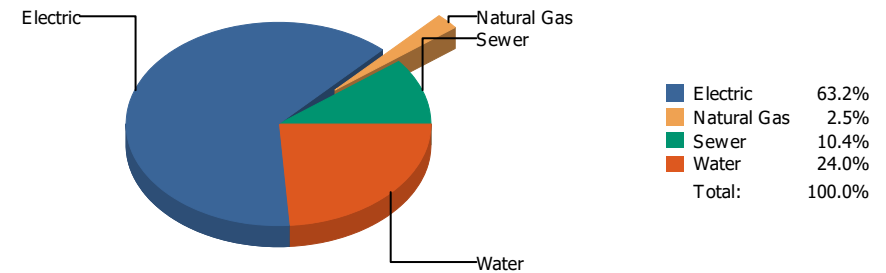


Commodity	Common Use	Energy Use	Energy Use / Area	Total Cost	Cost / Unit	Cost / Area
Place: [ARMENDARIZ_1] ARMENDARIZ MIDDLE SCHOOL [BUILDING]						
Area: 133,779 SqFt						
Billing Period: Jun 2020						
ELECTRIC	44,500.00 kWh	151,834 KBtu	1.135 KBtu/SqFt	\$5,710.27	\$0.128 /kWh	\$0.043 /SqFt
NATURALGAS	450.00 CCF	46,350 KBtu	0.346 KBtu/SqFt	\$328.30	\$0.730 /CCF	\$0.002 /SqFt
SEWER	170.00 CCF			\$727.31	\$4.278 /CCF	\$0.005 /SqFt
WATER	586.00 CCF			\$2,097.09	\$3.579 /CCF	\$0.016 /SqFt
Totals:		198,184 KBtu	1.481 KBtu/SqFt	\$8,862.97		

Energy

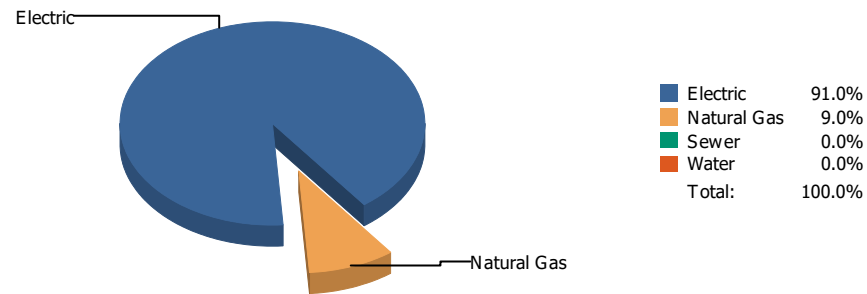


Cost

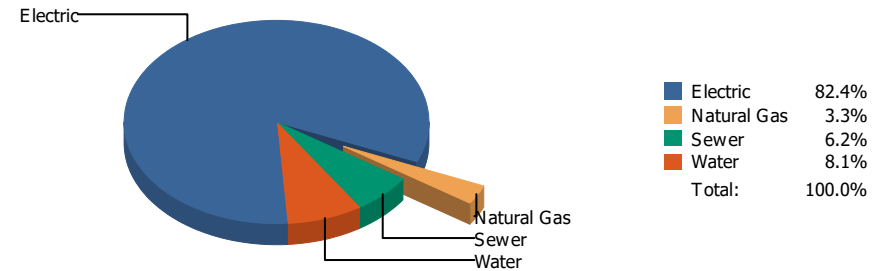


Commodity	Common Use	Energy Use	Energy Use / Area	Total Cost	Cost / Unit	Cost / Area
Place: [AUSTIN] AUSTIN 002 [BUILDING]						
Area: 269,216 SqFt						
Billing Period: Jun 2020						
ELECTRIC	118,386.00 kWh	403,933 KBtu	1.500 KBtu/SqFt	\$14,124.40	\$0.119 /kWh	\$0.052 /SqFt
NATURALGAS	281.00 CCF	28,943 KBtu	0.108 KBtu/SqFt	\$554.17	\$1.972 /CCF	\$0.002 /SqFt
SEWER	641.00 CCF			\$2,316.32	\$3.614 /CCF	\$0.009 /SqFt
WATER	1,302.00 CCF			\$5,361.16	\$4.118 /CCF	\$0.020 /SqFt
Totals:		432,876 KBtu	1.608 KBtu/SqFt	\$22,356.05		

Energy

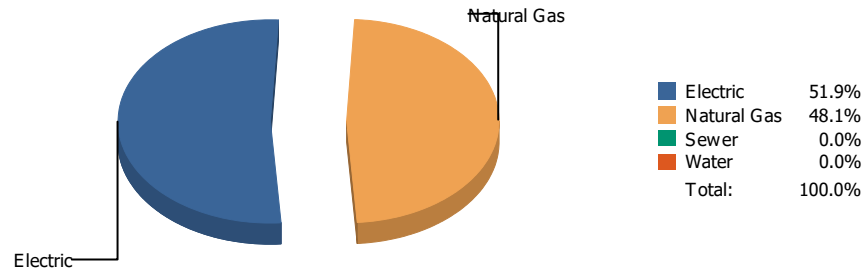


Cost

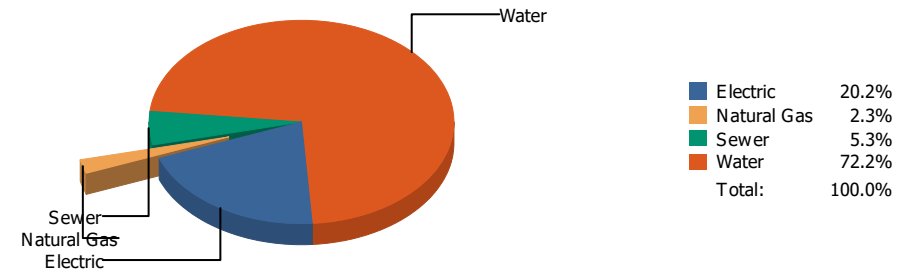


Commodity	Common Use	Energy Use	Energy Use / Area	Total Cost	Cost / Unit	Cost / Area
Place: [BARRON ELEMENTARY] Barron Elementary 165 [BUILDING]						
Area: 87,818 SqFt						
Billing Period: Jun 2020						
ELECTRIC	51,018.00 kWh	174,073 KBtu	1.982 KBtu/SqFt	\$9,081.70	\$0.178 /kWh	\$0.103 /SqFt
NATURALGAS	168.00 CCF	17,304 KBtu	0.197 KBtu/SqFt	\$361.65	\$2.153 /CCF	\$0.004 /SqFt
SEWER	131.00 CCF			\$682.57	\$5.210 /CCF	\$0.008 /SqFt
WATER	45.00 CCF			\$896.72	\$19.927 /CCF	\$0.010 /SqFt
Totals:		191,377 KBtu	2.179 KBtu/SqFt	\$11,022.64		

Energy

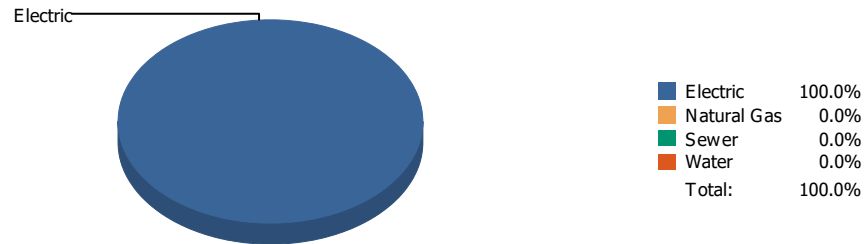


Cost

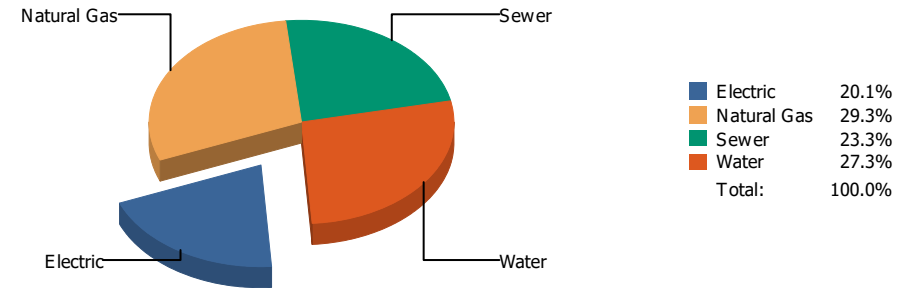


Commodity	Common Use	Energy Use	Energy Use / Area	Total Cost	Cost / Unit	Cost / Area
Place: [BASSETT] BASSETT 049 [BUILDING]						
Area: 174,250 SqFt						
Billing Period: Jun 2020						
ELECTRIC	2,970.00 kWh	10,134 KBtu	0.058 KBtu/SqFt	\$2,867.27	\$0.965 /kWh	\$0.016 /SqFt
NATURALGAS	91.00 CCF	9,373 KBtu	0.054 KBtu/SqFt	\$330.66	\$3.634 /CCF	\$0.002 /SqFt
SEWER	237.00 CCF			\$745.72	\$3.146 /CCF	\$0.004 /SqFt
WATER	1,760.00 CCF			\$10,241.79	\$5.819 /CCF	\$0.059 /SqFt
Totals:		19,507 KBtu	0.112 KBtu/SqFt	\$14,185.44		

Energy



Cost



Commodity	Common Use	Energy Use	Energy Use / Area	Total Cost	Cost / Unit	Cost / Area
Place: [BEALL] BEALL 104 [BUILDING] Area: 74,454 SqFt Billing Period: Jun 2020						
ELECTRIC	1,480.00 kWh	5,050 KBtu	0.068 KBtu/SqFt	\$201.61	\$0.136 /kWh	\$0.003 /SqFt
NATURALGAS	0.00 CCF	0 KBtu	0.000 KBtu/SqFt	\$293.98	\$0.000 /CCF	\$0.004 /SqFt
SEWER	0.00 CCF			\$233.80	\$0.000 /CCF	\$0.003 /SqFt
WATER	16.00 CCF			\$273.33	\$17.083 /CCF	\$0.004 /SqFt
Totals:		5,050 KBtu	0.068 KBtu/SqFt	\$1,002.72		

Energy

Electric

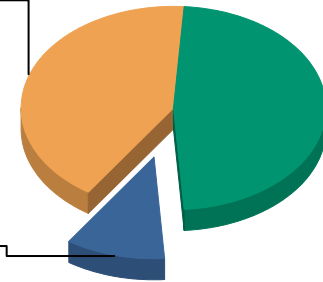


Electric 100.0%
 Sewer 0.0%
 Water 0.0%
 Total: 100.0%

Cost

Sewer

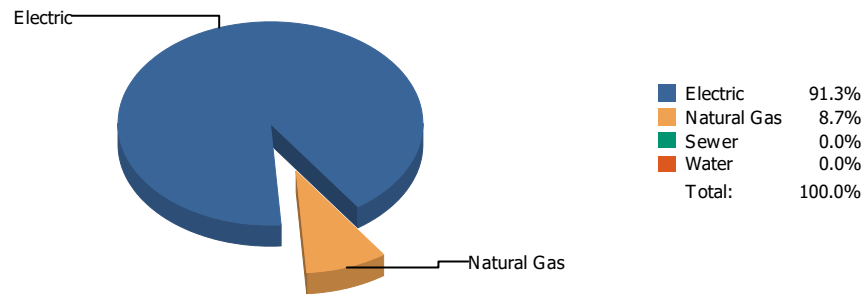
Electric



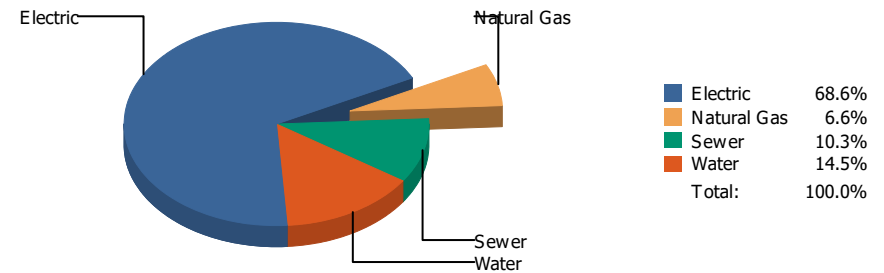
Electric 10.5%
 Sewer 41.9%
 Water 47.7%
 Total: 100.0%

Commodity	Common Use	Energy Use	Energy Use / Area	Total Cost	Cost / Unit	Cost / Area
Place: [BLISS] BLISS 105 [BUILDING] Area: 78,820 SqFt Billing Period: Jun 2020						
ELECTRIC	9,608.00 kWh	32,782 KBtu	0.416 KBtu/SqFt	\$1,611.23	\$0.168 /kWh	\$0.020 /SqFt
SEWER	2,876.00 CCF			\$6,445.96	\$2.241 /CCF	\$0.082 /SqFt
WATER	3,022.00 CCF			\$7,337.43	\$2.428 /CCF	\$0.093 /SqFt
Totals:		32,782 KBtu	0.416 KBtu/SqFt	\$15,394.62		

Energy

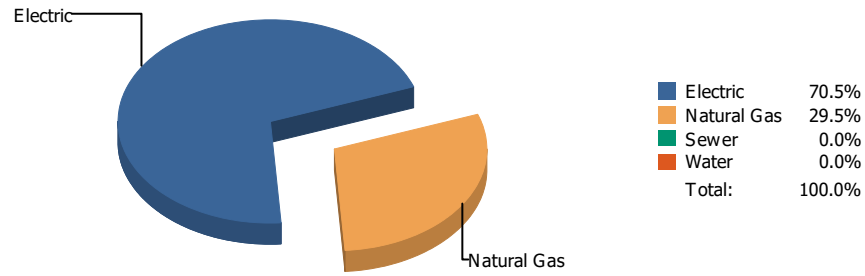


Cost

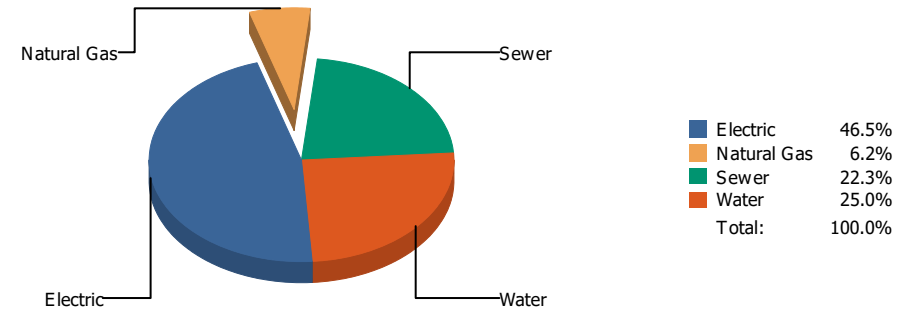


Commodity	Common Use	Energy Use	Energy Use / Area	Total Cost	Cost / Unit	Cost / Area
Place: [BOND_2] BOND 160 [BUILDING]						
Area: 89,988 SqFt						
Billing Period: Jun 2020						
ELECTRIC	20,832.00 kWh	71,079 KBtu	0.790 KBtu/SqFt	\$3,326.36	\$0.160 /kWh	\$0.037 /SqFt
NATURALGAS	66.00 CCF	6,798 KBtu	0.076 KBtu/SqFt	\$322.01	\$4.879 /CCF	\$0.004 /SqFt
SEWER	73.00 CCF			\$497.25	\$6.812 /CCF	\$0.005 /SqFt
WATER	172.00 CCF			\$700.80	\$4.074 /CCF	\$0.008 /SqFt
Totals:		77,877 KBtu	0.865 KBtu/SqFt	\$4,846.42		

Energy

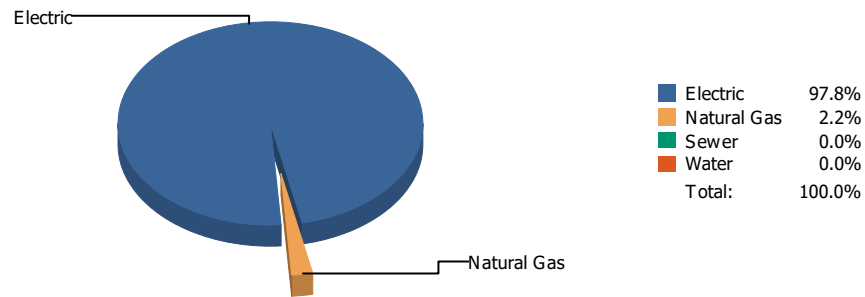


Cost

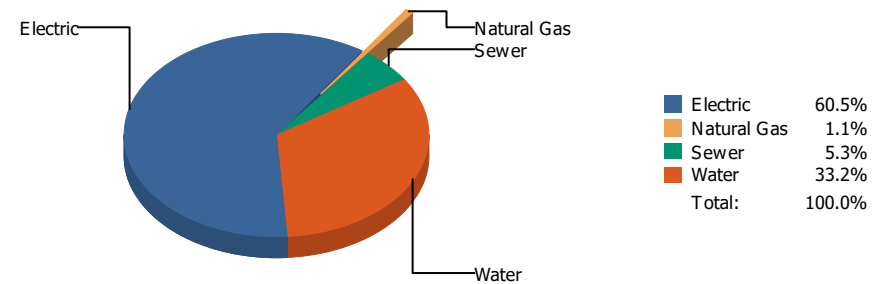


Commodity	Common Use	Energy Use	Energy Use / Area	Total Cost	Cost / Unit	Cost / Area
Place: [BONHAM] BONHAM 106 [BUILDING]						
Area: 53,522 SqFt						
Billing Period: Jun 2020						
ELECTRIC	9,587.00 kWh	32,711 KBtu	0.611 KBtu/SqFt	\$1,501.67	\$0.157 /kWh	\$0.028 /SqFt
NATURALGAS	133.00 CCF	13,699 KBtu	0.256 KBtu/SqFt	\$200.59	\$1.508 /CCF	\$0.004 /SqFt
SEWER	238.00 CCF			\$721.08	\$3.030 /CCF	\$0.013 /SqFt
WATER	257.00 CCF			\$808.63	\$3.146 /CCF	\$0.015 /SqFt
Totals:		46,410 KBtu	0.867 KBtu/SqFt	\$3,231.97		

Energy

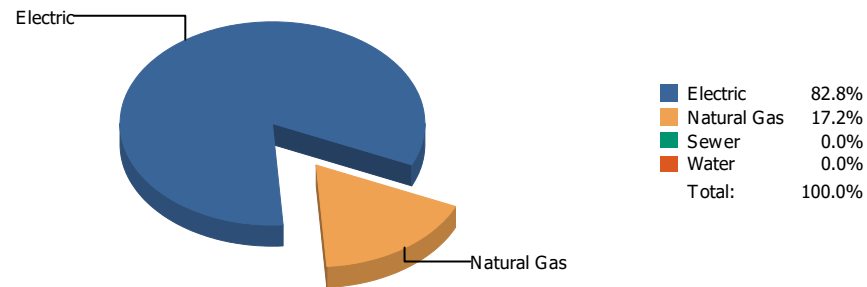


Cost

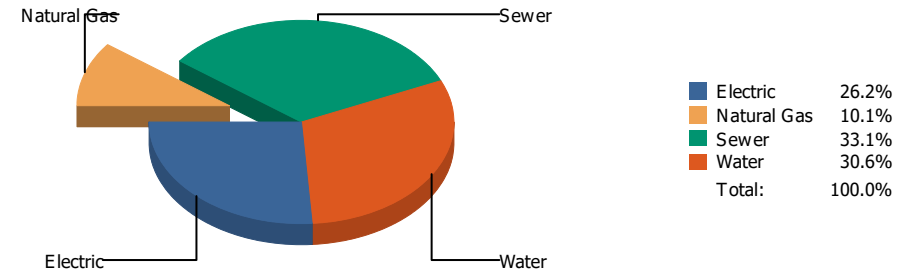


Commodity	Common Use	Energy Use	Energy Use / Area	Total Cost	Cost / Unit	Cost / Area
Place: [BOWIE] BOWIE 003 [BUILDING]						
Area: 282,931 SqFt						
Billing Period: Jun 2020						
ELECTRIC	123,821.00 kWh	422,477 KBtu	1.493 KBtu/SqFt	\$19,021.73	\$0.154 /kWh	\$0.067 /SqFt
NATURALGAS	93.00 CCF	9,579 KBtu	0.034 KBtu/SqFt	\$331.46	\$3.564 /CCF	\$0.001 /SqFt
SEWER	450.00 CCF			\$1,671.68	\$3.715 /CCF	\$0.006 /SqFt
WATER	3,579.00 CCF			\$10,430.44	\$2.914 /CCF	\$0.037 /SqFt
Totals:		432,056 KBtu	1.527 KBtu/SqFt	\$31,455.31		

Energy

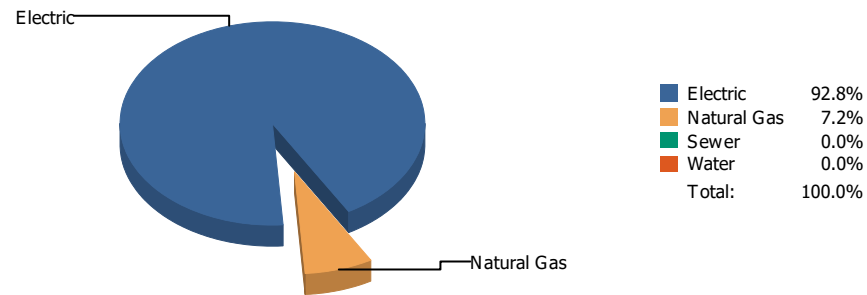


Cost

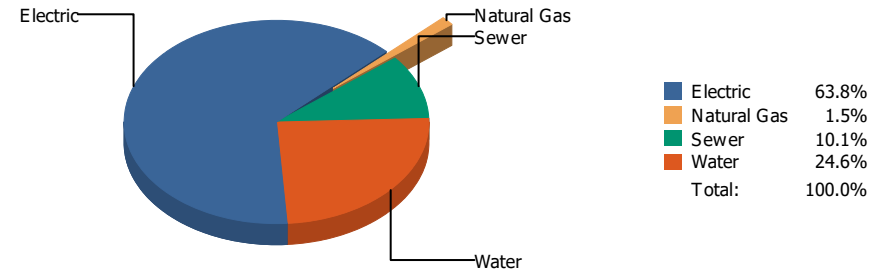


Commodity	Common Use	Energy Use	Energy Use / Area	Total Cost	Cost / Unit	Cost / Area
Place: [BRADLEY] BRADLEY 158 [BUILDING]						
Area: 59,142 SqFt						
Billing Period: Jun 2020						
ELECTRIC	4,200.00 kWh	14,330 KBtu	0.242 KBtu/SqFt	\$412.34	\$0.098 /kWh	\$0.007 /SqFt
NATURALGAS	29.00 CCF	2,987 KBtu	0.051 KBtu/SqFt	\$158.67	\$5.471 /CCF	\$0.003 /SqFt
SEWER	74.00 CCF			\$519.95	\$7.026 /CCF	\$0.009 /SqFt
WATER	49.00 CCF			\$480.01	\$9.796 /CCF	\$0.008 /SqFt
Totals:		17,317 KBtu	0.293 KBtu/SqFt	\$1,570.97		

Energy

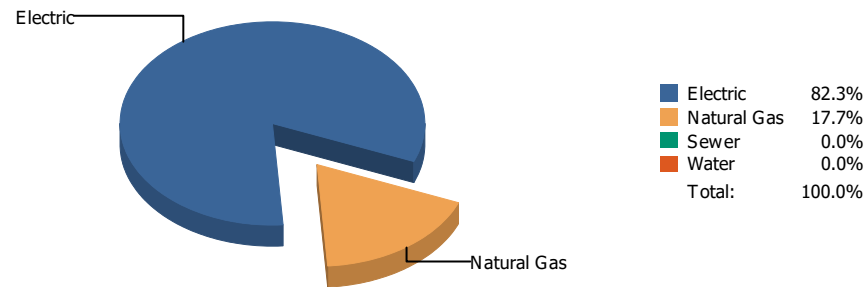


Cost

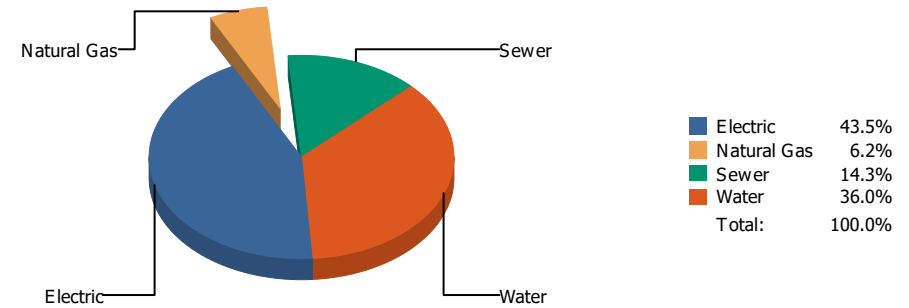


Commodity	Common Use	Energy Use	Energy Use / Area	Total Cost	Cost / Unit	Cost / Area
Place: [BROWN] BROWN MIDDLE SCHOOL 056 [BUILDING]						
Area: 173,263 SqFt						
Billing Period: Jun 2020						
ELECTRIC	58,400.00 kWh	199,261 KBtu	1.150 KBtu/SqFt	\$8,692.92	\$0.149 /kWh	\$0.050 /SqFt
NATURALGAS	149.00 CCF	15,347 KBtu	0.089 KBtu/SqFt	\$207.05	\$1.390 /CCF	\$0.001 /SqFt
SEWER	473.00 CCF			\$1,381.79	\$2.921 /CCF	\$0.008 /SqFt
WATER	980.00 CCF			\$3,347.51	\$3.416 /CCF	\$0.019 /SqFt
Totals:		214,608 KBtu	1.239 KBtu/SqFt	\$13,629.27		

Energy

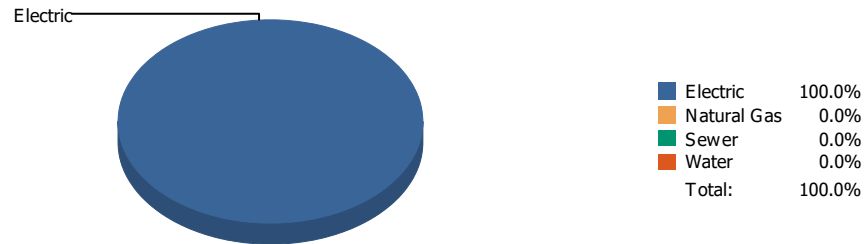


Cost

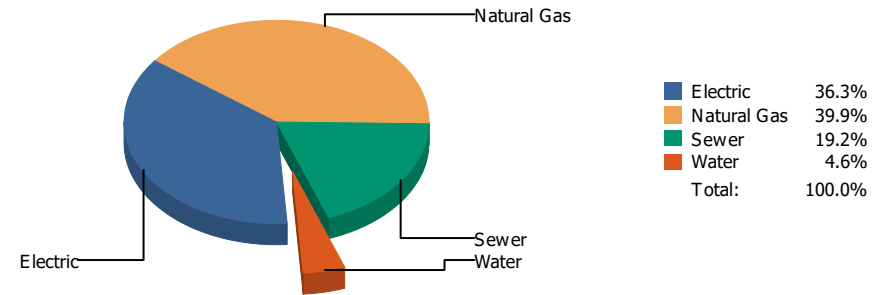


Commodity	Common Use	Energy Use	Energy Use / Area	Total Cost	Cost / Unit	Cost / Area
Place: [BURGES] BURGES 004 [BUILDING]						
Area: 241,219 SqFt						
Billing Period: Jun 2020						
ELECTRIC	22,282.00 kWh	76,026 KBtu	0.315 KBtu/SqFt	\$3,560.68	\$0.160 /kWh	\$0.014 /SqFt
NATURALGAS	159.00 CCF	16,377 KBtu	0.068 KBtu/SqFt	\$505.03	\$3.176 /CCF	\$0.002 /SqFt
SEWER	248.00 CCF			\$1,170.63	\$4.720 /CCF	\$0.005 /SqFt
WATER	315.00 CCF			\$2,948.48	\$9.360 /CCF	\$0.012 /SqFt
Totals:		92,403 KBtu	0.383 KBtu/SqFt	\$8,184.82		

Energy

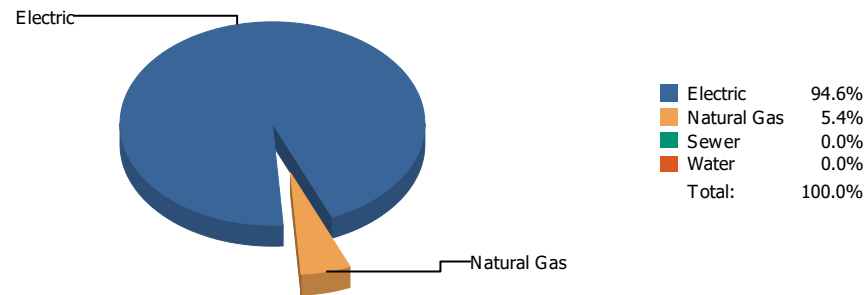


Cost

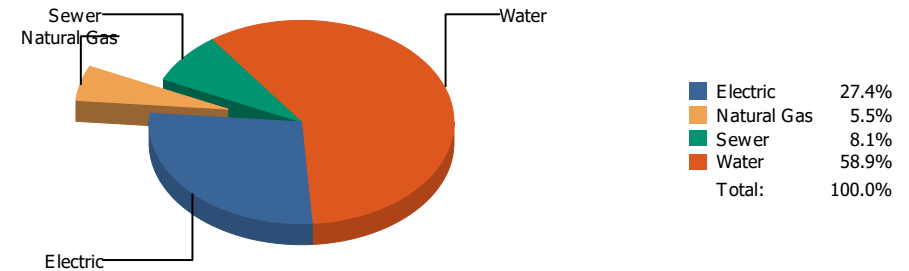


Commodity	Common Use	Energy Use	Energy Use / Area	Total Cost	Cost / Unit	Cost / Area
Place: [BURLESON] BURLESON 107 [BUILDING]						
Area: 73,772 SqFt						
Billing Period: Jun 2020						
ELECTRIC	3,129.00 kWh	10,676 KBtu	0.145 KBtu/SqFt	\$401.26	\$0.128 /kWh	\$0.005 /SqFt
NATURALGAS	0.00 CCF	0 KBtu	0.000 KBtu/SqFt	\$440.97	\$0.000 /CCF	\$0.006 /SqFt
SEWER	0.00 CCF			\$211.54	\$0.000 /CCF	\$0.003 /SqFt
WATER	0.00 CCF			\$50.34	\$0.000 /CCF	\$0.001 /SqFt
Totals:		10,676 KBtu	0.145 KBtu/SqFt	\$1,104.11		

Energy

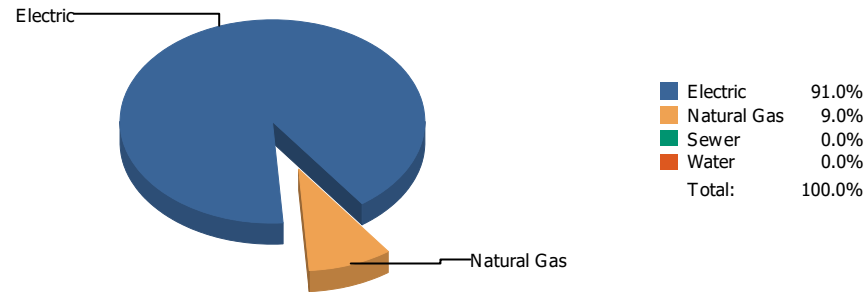


Cost

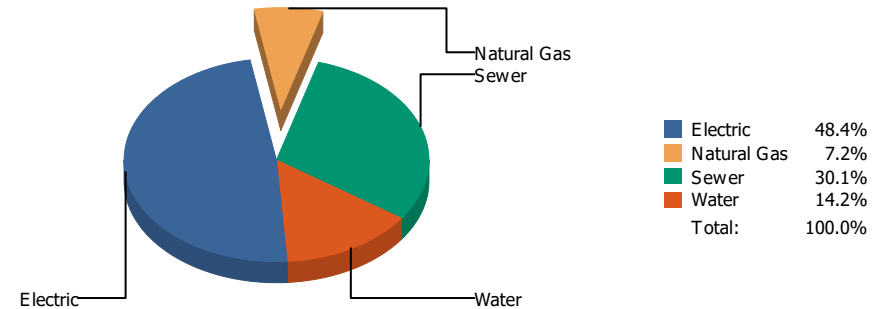


Commodity	Common Use	Energy Use	Energy Use / Area	Total Cost	Cost / Unit	Cost / Area
Place: [BURNET] BURNET 108 [BUILDING]						
Area: 50,520 SqFt						
Billing Period: Jun 2020						
ELECTRIC	8,478.00 kWh	28,927 KBtu	0.573 KBtu/SqFt	\$1,505.52	\$0.178 /kWh	\$0.030 /SqFt
NATURALGAS	16.00 CCF	1,648 KBtu	0.033 KBtu/SqFt	\$300.58	\$18.786 /CCF	\$0.006 /SqFt
SEWER	109.00 CCF			\$446.98	\$4.101 /CCF	\$0.009 /SqFt
WATER	556.00 CCF			\$3,231.68	\$5.812 /CCF	\$0.064 /SqFt
Totals:		30,575 KBtu	0.605 KBtu/SqFt	\$5,484.76		

Energy

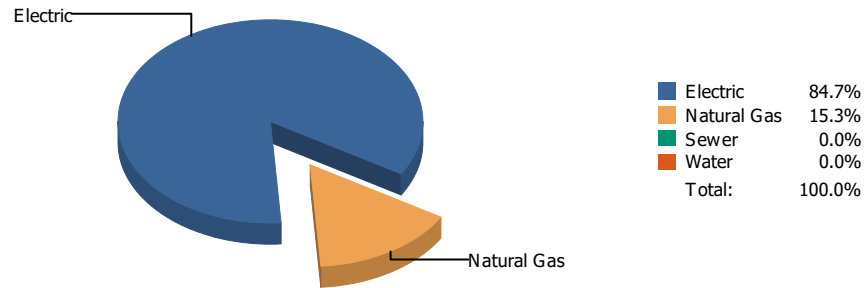


Cost

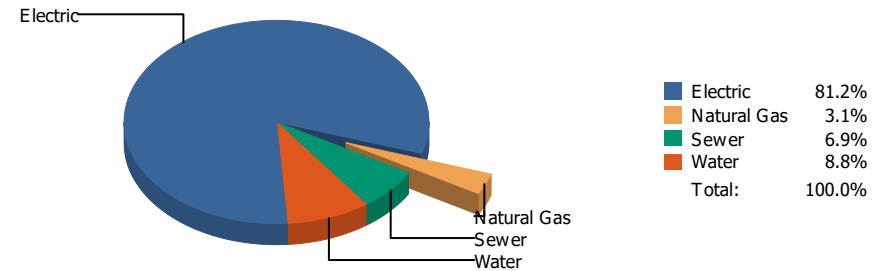


Commodity	Common Use	Energy Use	Energy Use / Area	Total Cost	Cost / Unit	Cost / Area
Place: [CANYON-HILLS] CANYON HILLS 043 [BUILDING]						
Area: 133,149 SqFt						
Billing Period: Jun 2020						
ELECTRIC	13,810.00 kWh	47,120 KBtu	0.354 KBtu/SqFt	\$2,088.86	\$0.151 /kWh	\$0.016 /SqFt
NATURALGAS	45.00 CCF	4,635 KBtu	0.035 KBtu/SqFt	\$312.10	\$6.936 /CCF	\$0.002 /SqFt
SEWER	269.00 CCF			\$1,301.26	\$4.837 /CCF	\$0.010 /SqFt
WATER	54.00 CCF			\$614.67	\$11.383 /CCF	\$0.004 /SqFt
Totals:		51,755 KBtu	0.389 KBtu/SqFt	\$4,316.89		

Energy



Cost



Commodity	Common Use	Energy Use	Energy Use / Area	Total Cost	Cost / Unit	Cost / Area
Place: [CAREER] CAREER AND TECHNOLOGY [BUILDING]						
Area: 146,485 SqFt						
Billing Period: Jun 2020						
ELECTRIC	47,596.00 kWh	162,398 KBtu	1.109 KBtu/SqFt	\$6,915.49	\$0.145 /kWh	\$0.047 /SqFt
NATURALGAS	284.00 CCF	29,252 KBtu	0.200 KBtu/SqFt	\$261.30	\$0.920 /CCF	\$0.002 /SqFt
SEWER	125.00 CCF			\$587.86	\$4.703 /CCF	\$0.004 /SqFt
WATER	169.00 CCF			\$747.49	\$4.423 /CCF	\$0.005 /SqFt
Totals:		191,650 KBtu	1.308 KBtu/SqFt	\$8,512.14		

Energy

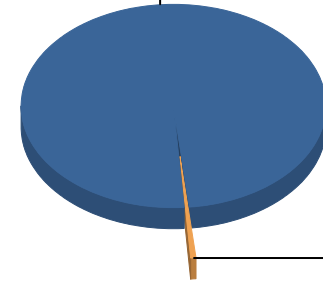
Electric



■ Electric 100.0%
 ■ Water 0.0%
 Total: 100.0%

Cost

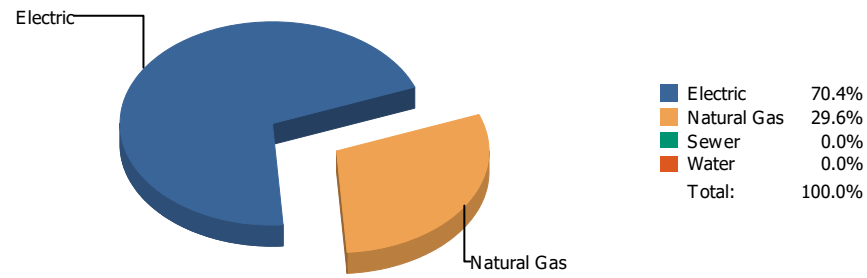
Electric



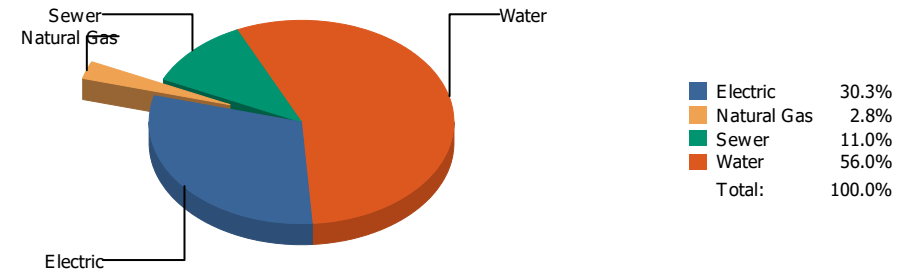
■ Electric 99.5%
 ■ Water 0.5%
 Total: 100.0%

Commodity	Common Use	Energy Use	Energy Use / Area	Total Cost	Cost / Unit	Cost / Area
Place: [CHAPIN] CHAPIN 012 [BUILDING]						
Area: 273,727 SqFt						
Billing Period: Jun 2020						
ELECTRIC	110,285.00 kWh	376,292 KBtu	1.375 KBtu/SqFt	\$14,102.52	\$0.128 /kWh	\$0.052 /SqFt
WATER	0.00 CCF			\$71.40	\$0.000 /CCF	\$0.000 /SqFt
Totals:		376,292 KBtu	1.375 KBtu/SqFt	\$14,173.92		

Energy

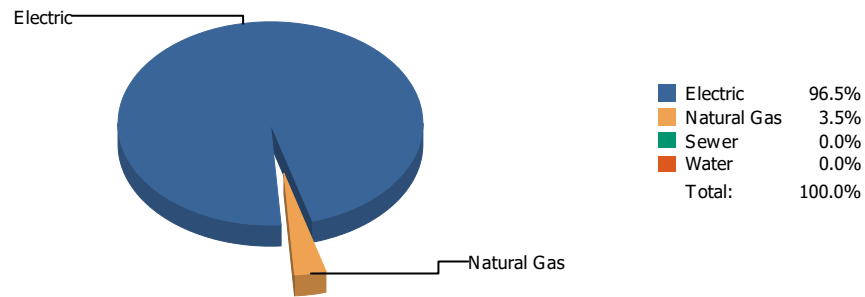


Cost

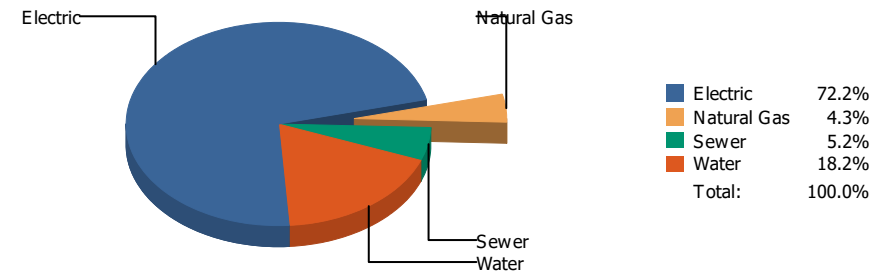


Commodity	Common Use	Energy Use	Energy Use / Area	Total Cost	Cost / Unit	Cost / Area
Place: [CHARLES] H.E. CHARLES 045 [BUILDING]						
Area: 107,867 SqFt						
Billing Period: Jun 2020						
ELECTRIC	26,934.00 kWh	91,899 KBtu	0.852 KBtu/SqFt	\$4,792.10	\$0.178 /kWh	\$0.044 /SqFt
NATURALGAS	375.00 CCF	38,625 KBtu	0.358 KBtu/SqFt	\$445.07	\$1.187 /CCF	\$0.004 /SqFt
SEWER	638.00 CCF			\$1,738.19	\$2.724 /CCF	\$0.016 /SqFt
WATER	2,025.00 CCF			\$8,865.62	\$4.378 /CCF	\$0.082 /SqFt
Totals:		130,524 KBtu	1.210 KBtu/SqFt	\$15,840.98		

Energy

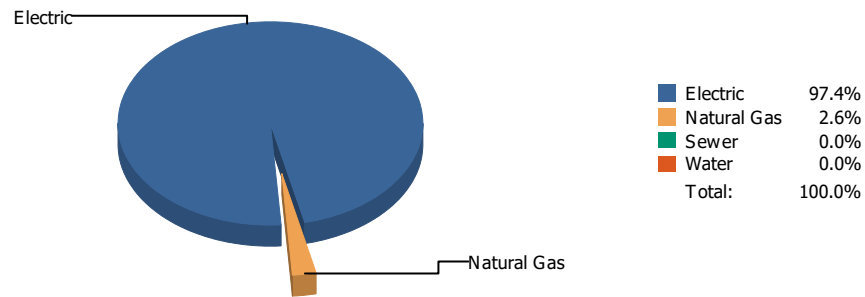


Cost

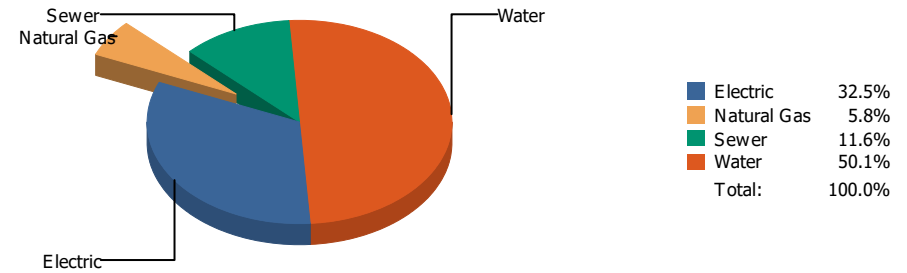


Commodity	Common Use	Energy Use	Energy Use / Area	Total Cost	Cost / Unit	Cost / Area
Place: [CIELO-VISTA] CIELO VISTA 151 [BUILDING] Area: 66,034 SqFt Billing Period: Jun 2020						
ELECTRIC	29,460.00 kWh	100,518 KBtu	1.522 KBtu/SqFt	\$5,133.51	\$0.174 /kWh	\$0.078 /SqFt
NATURALGAS	35.00 CCF	3,605 KBtu	0.055 KBtu/SqFt	\$308.08	\$8.802 /CCF	\$0.005 /SqFt
SEWER	64.00 CCF			\$372.04	\$5.813 /CCF	\$0.006 /SqFt
WATER	334.00 CCF			\$1,291.69	\$3.867 /CCF	\$0.019 /SqFt
Totals:		104,123 KBtu	1.577 KBtu/SqFt	\$7,105.32		

Energy

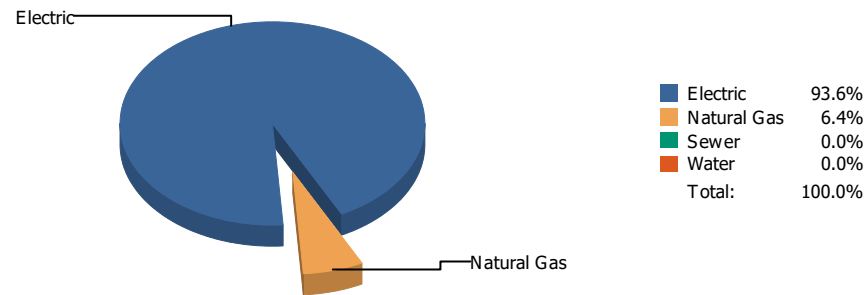


Cost

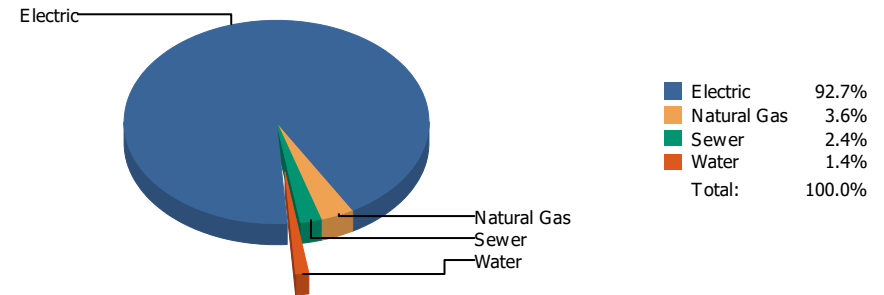


Commodity	Common Use	Energy Use	Energy Use / Area	Total Cost	Cost / Unit	Cost / Area
Place: [CLARDY] CLARDY 109 [BUILDING]						
Area: 70,700 SqFt						
Billing Period: Jun 2020						
ELECTRIC	11,493.00 kWh	39,214 KBtu	0.555 KBtu/SqFt	\$1,981.97	\$0.172 /kWh	\$0.028 /SqFt
NATURALGAS	10.00 CCF	1,030 KBtu	0.015 KBtu/SqFt	\$354.42	\$35.442 /CCF	\$0.005 /SqFt
SEWER	169.00 CCF			\$704.61	\$4.169 /CCF	\$0.010 /SqFt
WATER	600.00 CCF			\$3,054.41	\$5.091 /CCF	\$0.043 /SqFt
Totals:		40,244 KBtu	0.569 KBtu/SqFt	\$6,095.41		

Energy

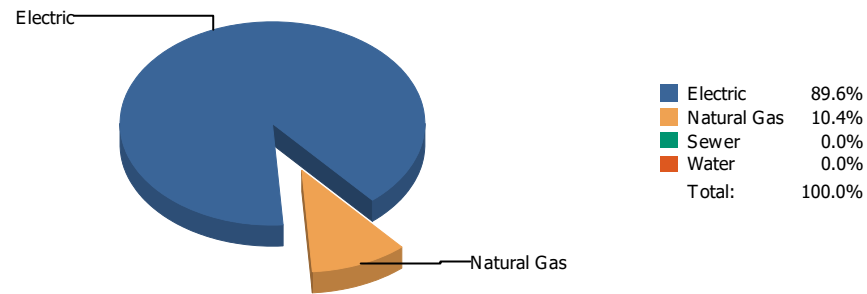


Cost

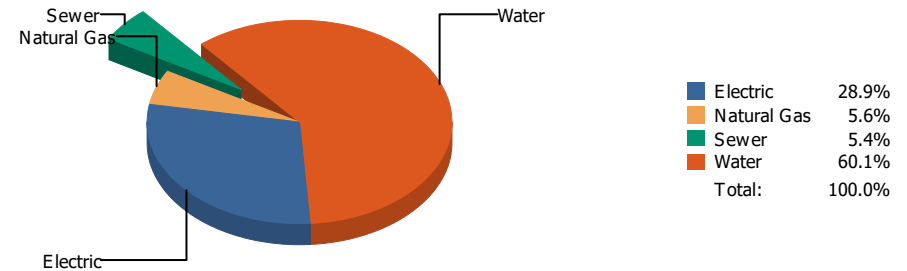


Commodity	Common Use	Energy Use	Energy Use / Area	Total Cost	Cost / Unit	Cost / Area
Place: [CLENEDIN] CLENEDIN 149 [BUILDING] Area: 62,721 SqFt Billing Period: Jun 2020						
ELECTRIC	23,919.00 kWh	81,612 KBtu	1.301 KBtu/SqFt	\$4,333.10	\$0.181 /kWh	\$0.069 /SqFt
NATURALGAS	54.00 CCF	5,562 KBtu	0.089 KBtu/SqFt	\$168.74	\$3.125 /CCF	\$0.003 /SqFt
SEWER	2.00 CCF			\$110.09	\$55.045 /CCF	\$0.002 /SqFt
WATER	1.00 CCF			\$63.22	\$63.220 /CCF	\$0.001 /SqFt
Totals:		87,174 KBtu	1.390 KBtu/SqFt	\$4,675.15		

Energy



Cost



Commodity	Common Use	Energy Use	Energy Use / Area	Total Cost	Cost / Unit	Cost / Area
Place: [COLDWELL] COLDWELL 110 [BUILDING]						
Area: 67,310 SqFt						
Billing Period: Jun 2020						
ELECTRIC	20,129.00 kWh	68,680 KBtu	1.020 KBtu/SqFt	\$2,434.63	\$0.121 /kWh	\$0.036 /SqFt
NATURALGAS	77.00 CCF	7,931 KBtu	0.118 KBtu/SqFt	\$472.30	\$6.134 /CCF	\$0.007 /SqFt
SEWER	74.00 CCF			\$455.44	\$6.155 /CCF	\$0.007 /SqFt
WATER	693.00 CCF			\$5,070.66	\$7.317 /CCF	\$0.075 /SqFt
Totals:		76,611 KBtu	1.138 KBtu/SqFt	\$8,433.03		

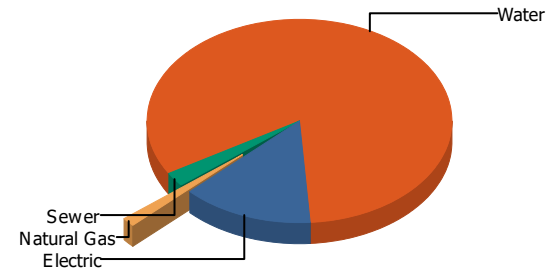
Energy

Electric



Electric	100.0%
Natural Gas	0.0%
Sewer	0.0%
Water	0.0%
Total:	100.0%

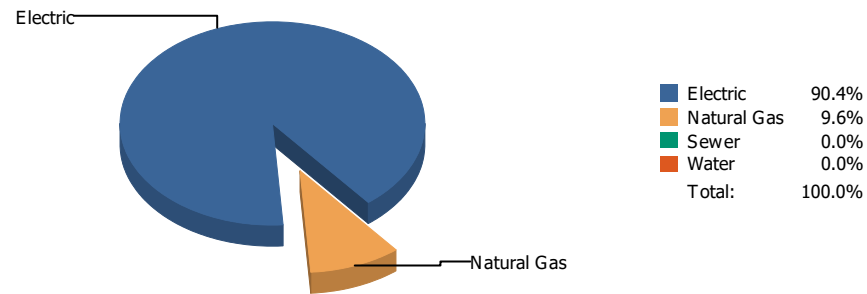
Cost



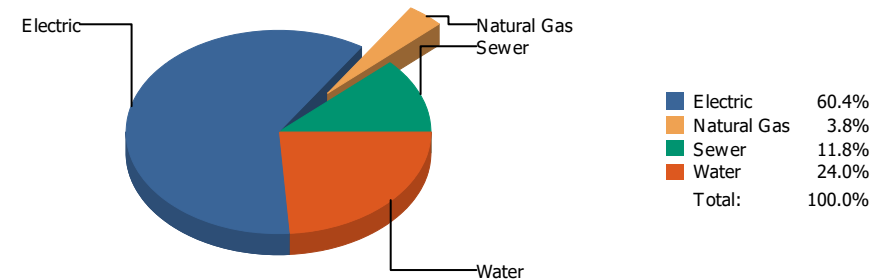
Electric	13.9%
Natural Gas	1.4%
Sewer	2.3%
Water	82.4%
Total:	100.0%

Commodity	Common Use	Energy Use	Energy Use / Area	Total Cost	Cost / Unit	Cost / Area
Place: [COLLINS] COLLINS 142 [BUILDING] Area: 81,245 SqFt Billing Period: Jun 2020						
ELECTRIC	20,264.00 kWh	69,141 KBtu	0.851 KBtu/SqFt	\$2,995.49	\$0.148 /kWh	\$0.037 /SqFt
NATURALGAS	0.00 CCF	0 KBtu	0.000 KBtu/SqFt	\$293.98	\$0.000 /CCF	\$0.004 /SqFt
SEWER	126.00 CCF			\$505.96	\$4.016 /CCF	\$0.006 /SqFt
WATER	2,371.00 CCF			\$17,761.47	\$7.491 /CCF	\$0.219 /SqFt
Totals:		69,141 KBtu	0.851 KBtu/SqFt	\$21,556.90		

Energy

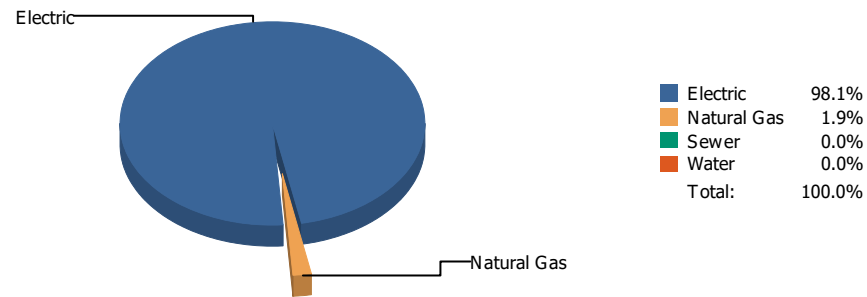


Cost

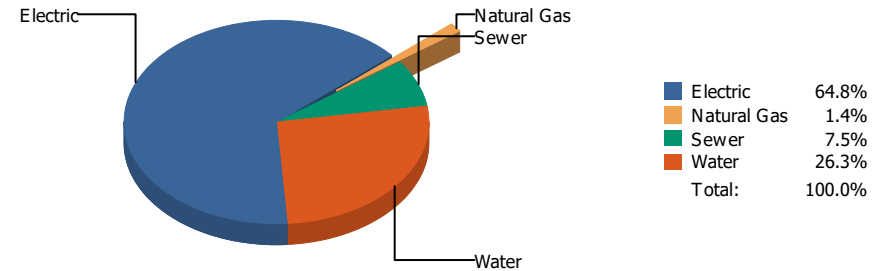


Commodity	Common Use	Energy Use	Energy Use / Area	Total Cost	Cost / Unit	Cost / Area
Place: [COOLEY] COOLEY 111 [BUILDING]						
Area: 95,590 SqFt						
Billing Period: Jun 2020						
ELECTRIC	41,000.00 kWh	139,892 KBtu	1.463 KBtu/SqFt	\$5,634.14	\$0.137 /kWh	\$0.059 /SqFt
NATURALGAS	144.00 CCF	14,832 KBtu	0.155 KBtu/SqFt	\$352.01	\$2.445 /CCF	\$0.004 /SqFt
SEWER	204.00 CCF			\$1,103.89	\$5.411 /CCF	\$0.011 /SqFt
WATER	437.00 CCF			\$2,239.26	\$5.124 /CCF	\$0.023 /SqFt
Totals:		154,724 KBtu	1.619 KBtu/SqFt	\$9,329.30		

Energy

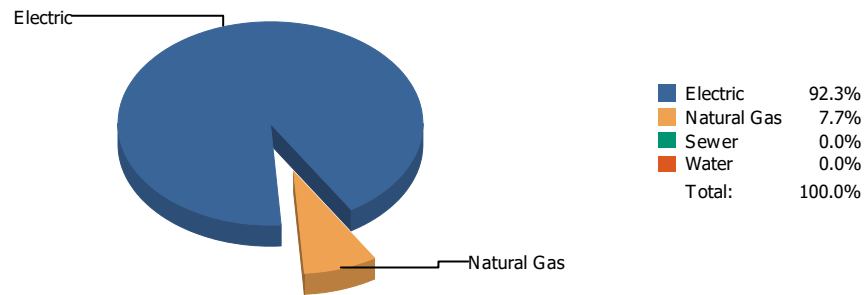


Cost

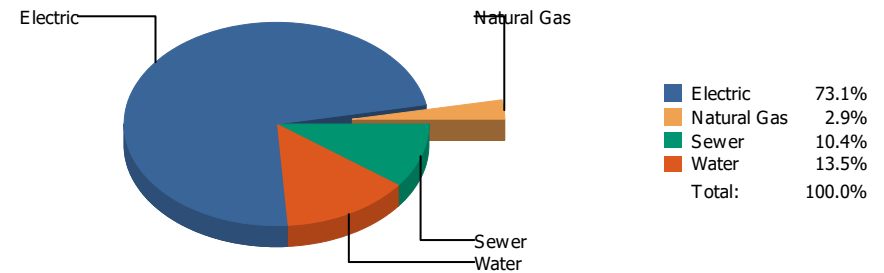


Commodity	Common Use	Energy Use	Energy Use / Area	Total Cost	Cost / Unit	Cost / Area
Place: [CORONADO] CORONADO 005 [BUILDING]						
Area: 406,757 SqFt						
Billing Period: Jun 2020						
ELECTRIC	106,360.00 kWh	362,900 KBtu	0.892 KBtu/SqFt	\$15,086.60	\$0.142 /kWh	\$0.036 /SqFt
NATURALGAS	69.00 CCF	7,107 KBtu	0.017 KBtu/SqFt	\$326.99	\$4.739 /CCF	\$0.001 /SqFt
SEWER	571.00 CCF			\$1,750.75	\$3.066 /CCF	\$0.004 /SqFt
WATER	2,632.00 CCF			\$6,117.56	\$2.324 /CCF	\$0.015 /SqFt
Totals:		370,007 KBtu	0.910 KBtu/SqFt	\$23,281.90		

Energy

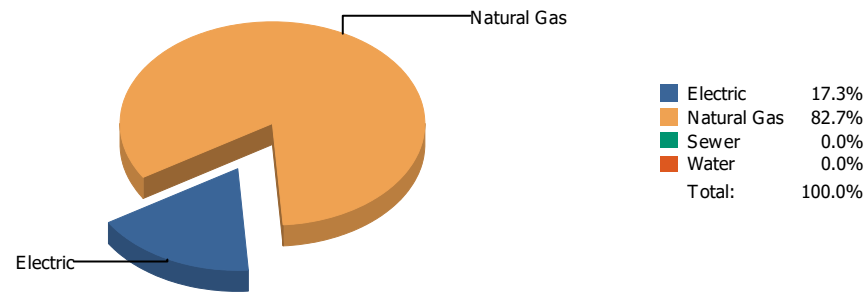


Cost

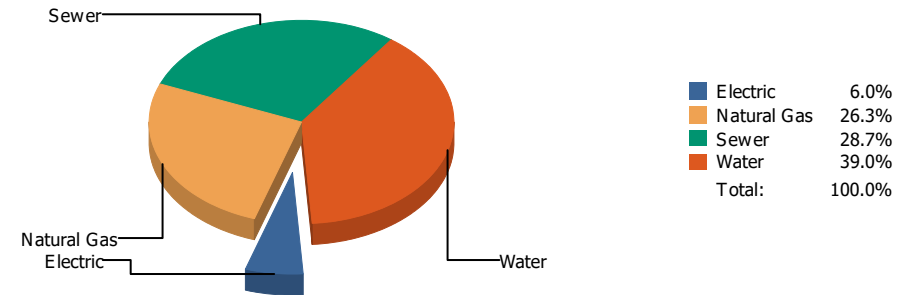


Commodity	Common Use	Energy Use	Energy Use / Area	Total Cost	Cost / Unit	Cost / Area
Place: [CROCKETT_1] CROCKETT 112 [BUILDING]						
Area: 92,585 SqFt						
Billing Period: Jun 2020						
ELECTRIC	26,899.00 kWh	91,779 KBtu	0.991 KBtu/SqFt	\$4,422.14	\$0.164 /kWh	\$0.048 /SqFt
NATURALGAS	74.00 CCF	7,622 KBtu	0.082 KBtu/SqFt	\$176.81	\$2.389 /CCF	\$0.002 /SqFt
SEWER	144.00 CCF			\$628.35	\$4.364 /CCF	\$0.007 /SqFt
WATER	147.00 CCF			\$818.03	\$5.565 /CCF	\$0.009 /SqFt
Totals:		99,401 KBtu	1.074 KBtu/SqFt	\$6,045.33		

Energy

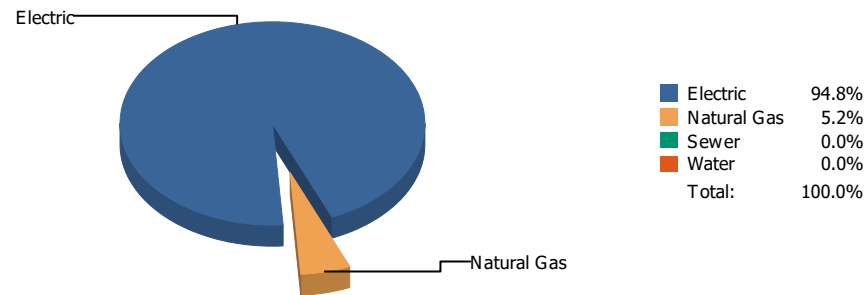


Cost

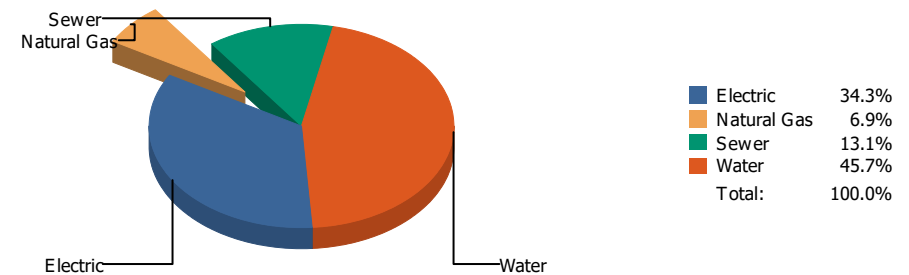


Commodity	Common Use	Energy Use	Energy Use / Area	Total Cost	Cost / Unit	Cost / Area
Place: [CROSBY] CROSBY 113 [BUILDING]						
Area: 83,100 SqFt						
Billing Period: Jun 2020						
ELECTRIC	473.00 kWh	1,614 KBtu	0.019 KBtu/SqFt	\$73.83	\$0.156 /kWh	\$0.001 /SqFt
NATURALGAS	75.00 CCF	7,725 KBtu	0.093 KBtu/SqFt	\$324.20	\$4.323 /CCF	\$0.004 /SqFt
SEWER	66.00 CCF			\$354.10	\$5.365 /CCF	\$0.004 /SqFt
WATER	104.00 CCF			\$480.30	\$4.618 /CCF	\$0.006 /SqFt
Totals:		9,339 KBtu	0.112 KBtu/SqFt	\$1,232.43		

Energy

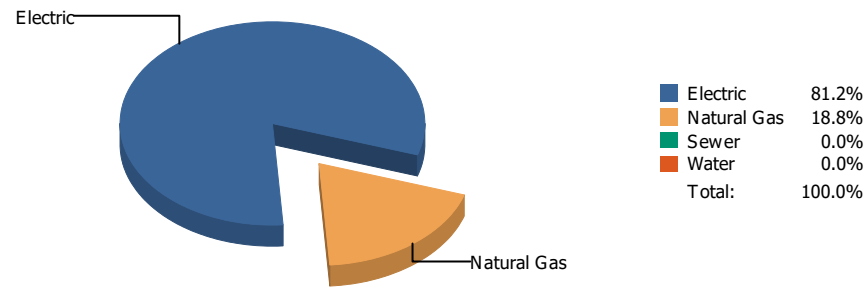


Cost

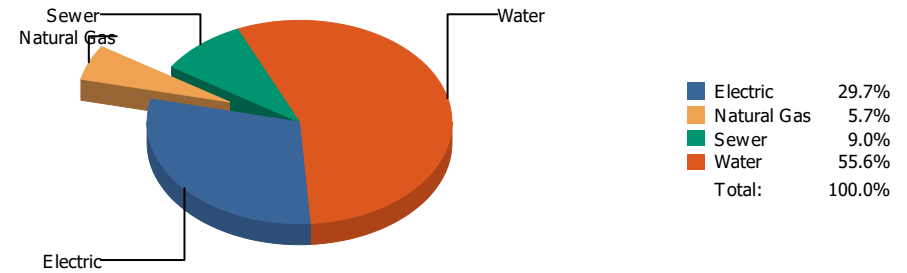


Commodity	Common Use	Energy Use	Energy Use / Area	Total Cost	Cost / Unit	Cost / Area
Place: [DOUGLASS] DOUGLASS 114 [BUILDING]						
Area: 86,903 SqFt						
Billing Period: Jun 2020						
ELECTRIC	11,458.00 kWh	39,095 KBtu	0.450 KBtu/SqFt	\$1,509.92	\$0.132 /kWh	\$0.017 /SqFt
NATURALGAS	21.00 CCF	2,163 KBtu	0.025 KBtu/SqFt	\$302.44	\$14.402 /CCF	\$0.003 /SqFt
SEWER	132.00 CCF			\$576.80	\$4.370 /CCF	\$0.006 /SqFt
WATER	418.00 CCF			\$2,007.38	\$4.802 /CCF	\$0.023 /SqFt
Totals:		41,258 KBtu	0.475 KBtu/SqFt	\$4,396.54		

Energy



Cost



Commodity	Common Use	Energy Use	Energy Use / Area	Total Cost	Cost / Unit	Cost / Area
Place: [DOWELL] DOWELL 115 [BUILDING]						
Area: 55,801 SqFt						
Billing Period: Jun 2020						
ELECTRIC	5,476.00 kWh	18,684 KBtu	0.335 KBtu/SqFt	\$857.70	\$0.157 /kWh	\$0.015 /SqFt
NATURALGAS	42.00 CCF	4,326 KBtu	0.078 KBtu/SqFt	\$164.01	\$3.905 /CCF	\$0.003 /SqFt
SEWER	82.00 CCF			\$261.18	\$3.185 /CCF	\$0.005 /SqFt
WATER	312.00 CCF			\$1,603.29	\$5.139 /CCF	\$0.029 /SqFt
Totals:		23,010 KBtu	0.412 KBtu/SqFt	\$2,886.18		

Energy

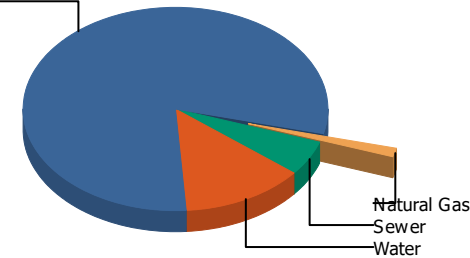
Electric



Electric	100.0%
Natural Gas	0.0%
Sewer	0.0%
Water	0.0%
Total:	100.0%

Cost

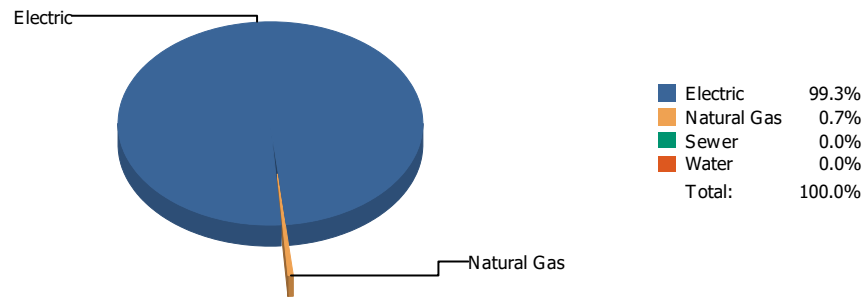
Electric



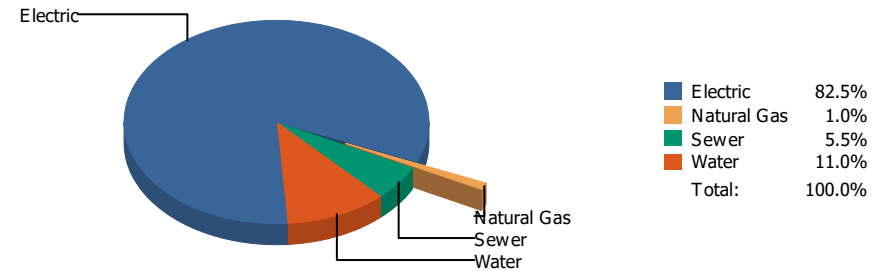
Electric	80.1%
Natural Gas	1.3%
Sewer	5.6%
Water	13.0%
Total:	100.0%

Commodity	Common Use	Energy Use	Energy Use / Area	Total Cost	Cost / Unit	Cost / Area
Place: [DRHORNEDOMIDDLESCHOOL_1] DR. HORNEDO MIDDLE SCHOOL 058 [BUILDING]						
Area: 184,871 SqFt						
Billing Period: Jun 2020						
ELECTRIC	5,220.00 kWh	17,811 KBtu	0.096 KBtu/SqFt	\$9,149.92	\$1.753 /kWh	\$0.049 /SqFt
NATURALGAS	0.00 CCF	0 KBtu	0.000 KBtu/SqFt	\$146.99	\$0.000 /CCF	\$0.001 /SqFt
SEWER	128.00 CCF			\$636.59	\$4.973 /CCF	\$0.003 /SqFt
WATER	185.00 CCF			\$1,487.39	\$8.040 /CCF	\$0.008 /SqFt
Totals:		17,811 KBtu	0.096 KBtu/SqFt	\$11,420.89		

Energy

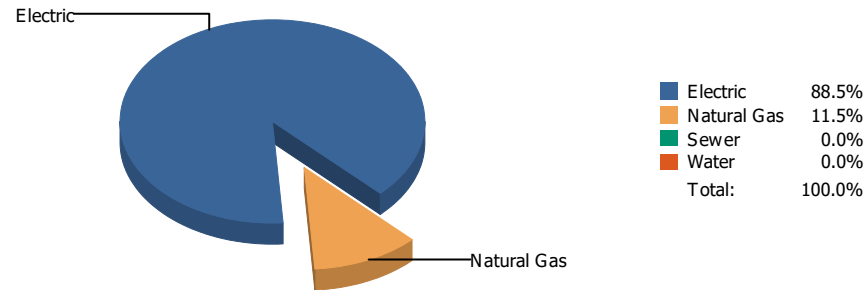


Cost

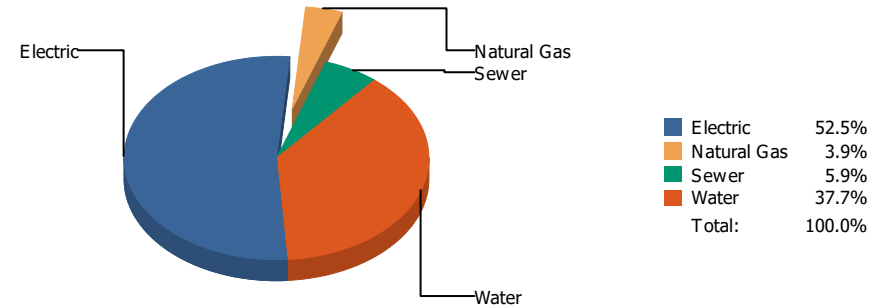


Commodity	Common Use	Energy Use	Energy Use / Area	Total Cost	Cost / Unit	Cost / Area
Place: [ED-CENTER] ED CENTER 919 [BUILDING]						
Area: 220,243 SqFt						
Billing Period: Jun 2020						
ELECTRIC	228,839.00 kWh	780,799 KBtu	3.545 KBtu/SqFt	\$24,714.75	\$0.108 /kWh	\$0.112 /SqFt
NATURALGAS	50.00 CCF	5,150 KBtu	0.023 KBtu/SqFt	\$314.12	\$6.282 /CCF	\$0.001 /SqFt
SEWER	357.00 CCF			\$1,660.63	\$4.652 /CCF	\$0.007 /SqFt
WATER	640.00 CCF			\$3,284.73	\$5.132 /CCF	\$0.014 /SqFt
Totals:		785,949 KBtu	3.569 KBtu/SqFt	\$29,974.23		

Energy

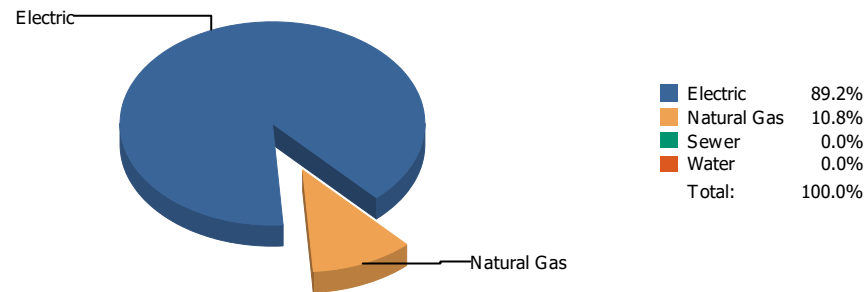


Cost

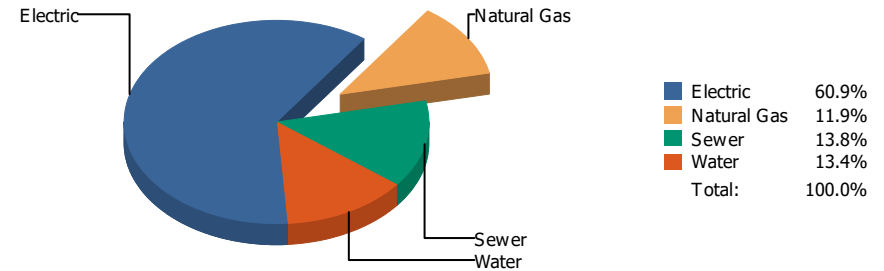


Commodity	Common Use	Energy Use	Energy Use / Area	Total Cost	Cost / Unit	Cost / Area
Place: [EL-PASO-HIGH] EL PASO HIGH 006 [BUILDING]						
Area: 236,062 SqFt						
Billing Period: Jun 2020						
ELECTRIC	88,596.00 kWh	302,290 KBtu	1.281 KBtu/SqFt	\$13,754.03	\$0.155 /kWh	\$0.058 /SqFt
NATURALGAS	381.00 CCF	39,243 KBtu	0.166 KBtu/SqFt	\$1,035.28	\$2.717 /CCF	\$0.004 /SqFt
SEWER	395.00 CCF			\$1,552.88	\$3.931 /CCF	\$0.006 /SqFt
WATER	1,719.00 CCF			\$9,874.24	\$5.744 /CCF	\$0.042 /SqFt
Totals:		341,533 KBtu	1.447 KBtu/SqFt	\$26,216.43		

Energy

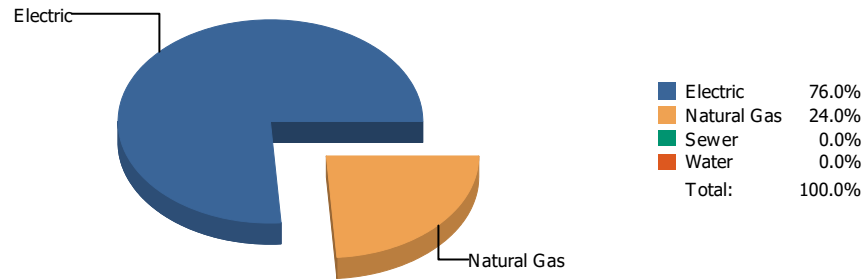


Cost

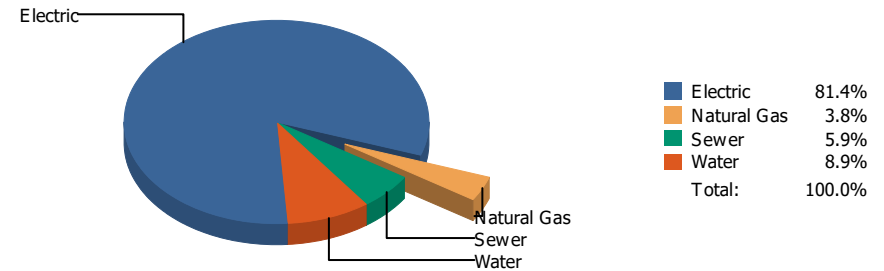


Commodity	Common Use	Energy Use	Energy Use / Area	Total Cost	Cost / Unit	Cost / Area
Place: [FANNIN] FANNIN 116 [BUILDING]						
Area: 73,291 SqFt						
Billing Period: Jun 2020						
ELECTRIC	17,982.00 kWh	61,355 KBtu	0.837 KBtu/SqFt	\$2,409.43	\$0.134 /kWh	\$0.033 /SqFt
NATURALGAS	72.00 CCF	7,416 KBtu	0.101 KBtu/SqFt	\$469.97	\$6.527 /CCF	\$0.006 /SqFt
SEWER	95.00 CCF			\$544.77	\$5.734 /CCF	\$0.007 /SqFt
WATER	93.00 CCF			\$529.70	\$5.696 /CCF	\$0.007 /SqFt
Totals:		68,771 KBtu	0.938 KBtu/SqFt	\$3,953.87		

Energy

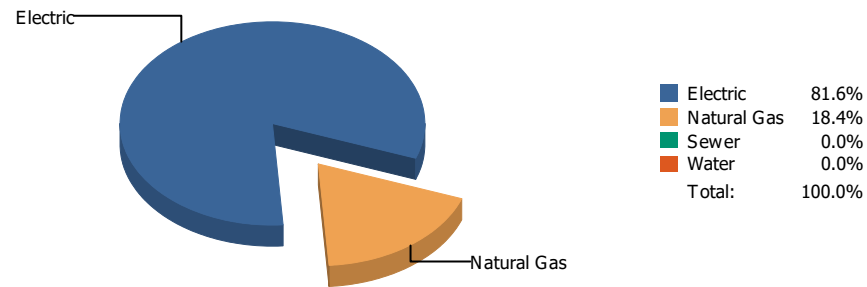


Cost

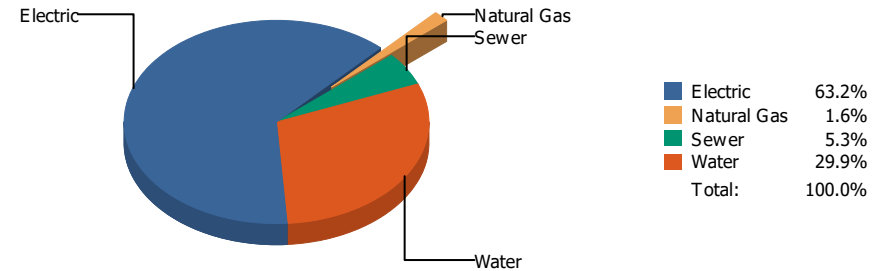


Commodity	Common Use	Energy Use	Energy Use / Area	Total Cost	Cost / Unit	Cost / Area
Place: [FRANKLIN] FRANKLIN HIGH SCHOOL 010 [BUILDING]						
Area: 329,377 SqFt						
Billing Period: Jun 2020						
ELECTRIC	76,935.00 kWh	262,502 KBtu	0.797 KBtu/SqFt	\$13,129.69	\$0.171 /kWh	\$0.040 /SqFt
NATURALGAS	804.00 CCF	82,812 KBtu	0.251 KBtu/SqFt	\$612.73	\$0.762 /CCF	\$0.002 /SqFt
SEWER	272.00 CCF			\$947.63	\$3.484 /CCF	\$0.003 /SqFt
WATER	431.00 CCF			\$1,437.20	\$3.335 /CCF	\$0.004 /SqFt
Totals:		345,314 KBtu	1.048 KBtu/SqFt	\$16,127.25		

Energy

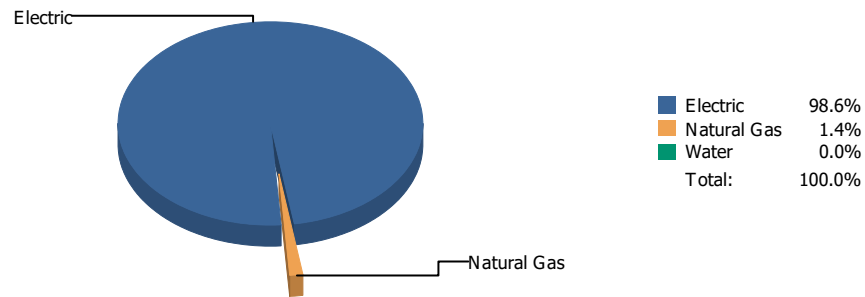


Cost

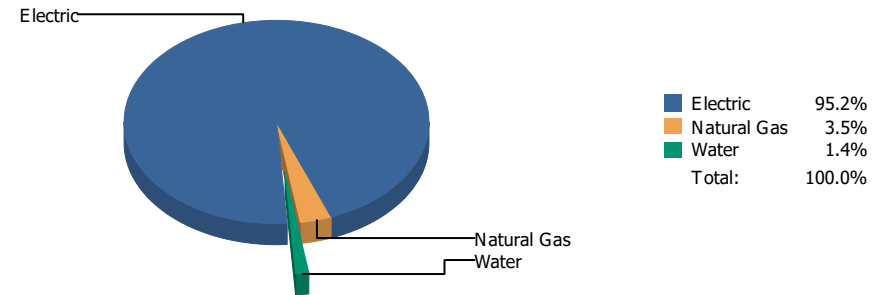


Commodity	Common Use	Energy Use	Energy Use / Area	Total Cost	Cost / Unit	Cost / Area
Place: [FRANKLIN9THGRADECENTER_2] FRANKLIN 9TH GRADE CENTER 053 [BUILDING]						
Area: 193,158 SqFt						
Billing Period: Jun 2020						
ELECTRIC	40,200.00 kWh	137,162 KBtu	0.710 KBtu/SqFt	\$10,280.55	\$0.256 /kWh	\$0.053 /SqFt
NATURALGAS	300.00 CCF	30,900 KBtu	0.160 KBtu/SqFt	\$267.84	\$0.893 /CCF	\$0.001 /SqFt
SEWER	234.00 CCF			\$865.55	\$3.699 /CCF	\$0.004 /SqFt
WATER	2,221.00 CCF			\$4,862.50	\$2.189 /CCF	\$0.025 /SqFt
Totals:		168,062 KBtu	0.870 KBtu/SqFt	\$16,276.44		

Energy

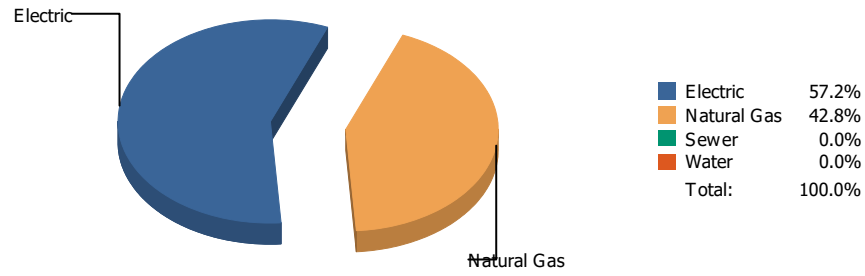


Cost

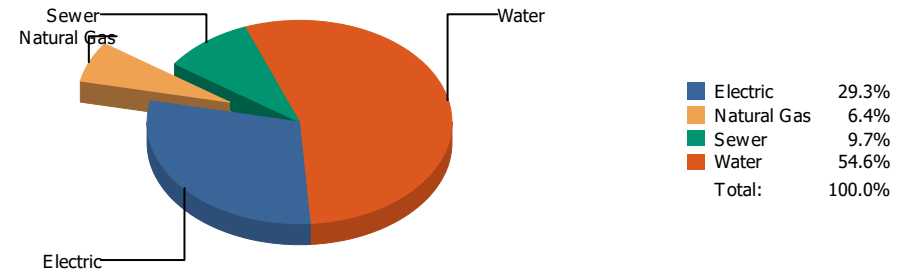


Commodity	Common Use	Energy Use	Energy Use / Area	Total Cost	Cost / Unit	Cost / Area
Place: [GAMBLE] JAMES GAMBLE WAREHOUSE [BUILDING]						
Area: 53,241 SqFt						
Billing Period: Jun 2020						
ELECTRIC	32,500.00 kWh	110,890 KBtu	2.083 KBtu/SqFt	\$4,187.12	\$0.129 /kWh	\$0.079 /SqFt
NATURALGAS	15.00 CCF	1,545 KBtu	0.029 KBtu/SqFt	\$153.03	\$10.202 /CCF	\$0.003 /SqFt
WATER	0.00 CCF			\$59.49	\$0.000 /CCF	\$0.001 /SqFt
Totals:		112,435 KBtu	2.112 KBtu/SqFt	\$4,399.64		

Energy

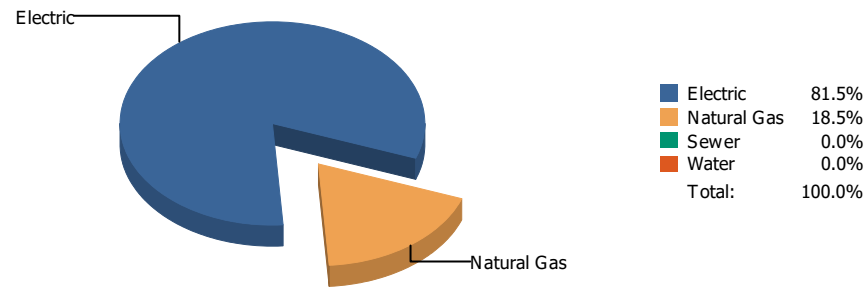


Cost

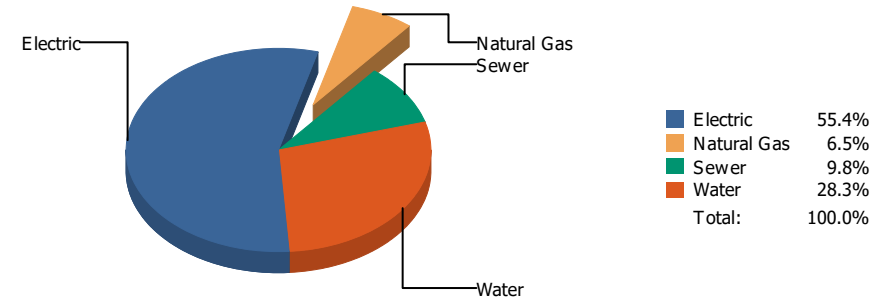


Commodity	Common Use	Energy Use	Energy Use / Area	Total Cost	Cost / Unit	Cost / Area
Place: [GREEN] GREEN ELEMENTARY SCHOOL 162 [BUILDING]						
Area: 88,156 SqFt						
Billing Period: Jun 2020						
ELECTRIC	15,600.00 kWh	53,227 KBtu	0.604 KBtu/SqFt	\$2,068.30	\$0.133 /kWh	\$0.023 /SqFt
NATURALGAS	387.00 CCF	39,861 KBtu	0.452 KBtu/SqFt	\$450.06	\$1.163 /CCF	\$0.005 /SqFt
SEWER	100.00 CCF			\$681.88	\$6.819 /CCF	\$0.008 /SqFt
WATER	576.00 CCF			\$3,852.43	\$6.688 /CCF	\$0.044 /SqFt
Totals:		93,088 KBtu	1.056 KBtu/SqFt	\$7,052.67		

Energy

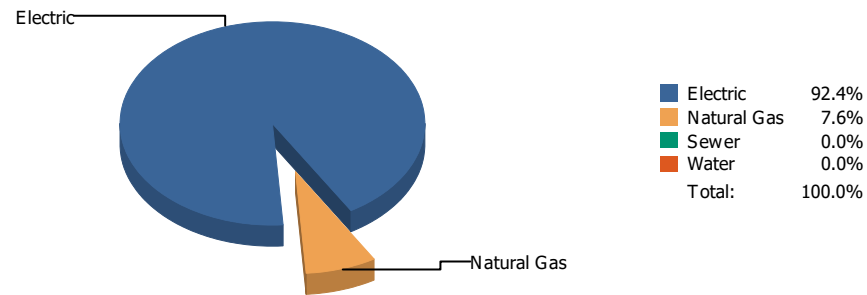


Cost

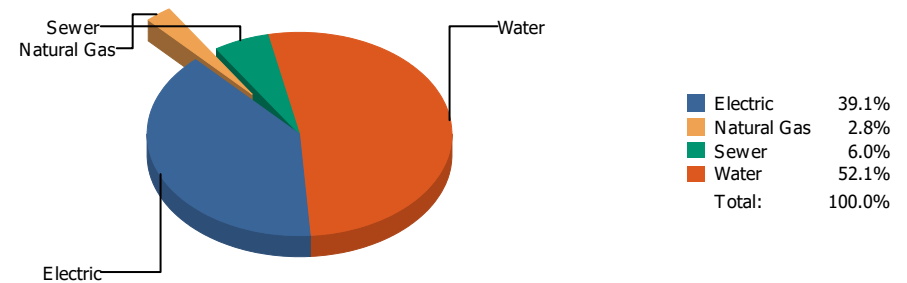


Commodity	Common Use	Energy Use	Energy Use / Area	Total Cost	Cost / Unit	Cost / Area
Place: [GUERRERO] ROSA GUERRERO ELEMENTARY 163 [BUILDING]						
Area: 88,641 SqFt						
Billing Period: Jun 2020						
ELECTRIC	20,940.00 kWh	71,447 KBtu	0.806 KBtu/SqFt	\$3,046.76	\$0.146 /kWh	\$0.034 /SqFt
NATURALGAS	157.00 CCF	16,171 KBtu	0.182 KBtu/SqFt	\$357.19	\$2.275 /CCF	\$0.004 /SqFt
SEWER	93.00 CCF			\$540.45	\$5.811 /CCF	\$0.006 /SqFt
WATER	633.00 CCF			\$1,556.21	\$2.458 /CCF	\$0.017 /SqFt
Totals:		87,618 KBtu	0.988 KBtu/SqFt	\$5,500.61		

Energy

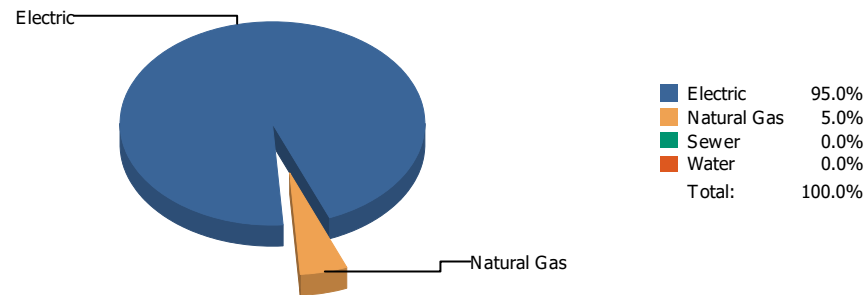


Cost

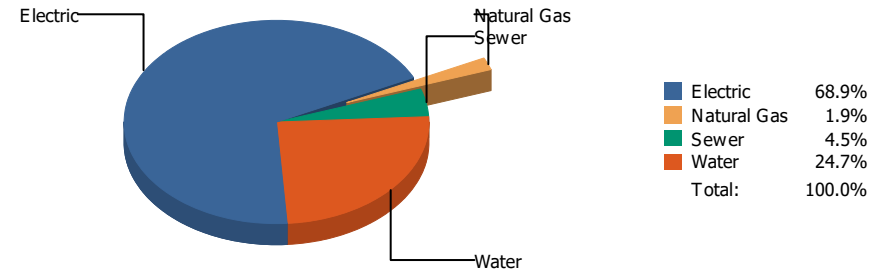


Commodity	Common Use	Energy Use	Energy Use / Area	Total Cost	Cost / Unit	Cost / Area
Place: [GUILLEN] GUILLEN 044 [BUILDING] Area: 223,773 SqFt Billing Period: Jun 2020						
ELECTRIC	42,924.00 kWh	146,457 KBtu	0.654 KBtu/SqFt	\$4,810.98	\$0.112 /kWh	\$0.021 /SqFt
NATURALGAS	117.00 CCF	12,051 KBtu	0.054 KBtu/SqFt	\$341.10	\$2.915 /CCF	\$0.001 /SqFt
SEWER	187.00 CCF			\$743.49	\$3.976 /CCF	\$0.003 /SqFt
WATER	1,298.00 CCF			\$6,423.43	\$4.949 /CCF	\$0.029 /SqFt
Totals:		158,508 KBtu	0.708 KBtu/SqFt	\$12,319.00		

Energy

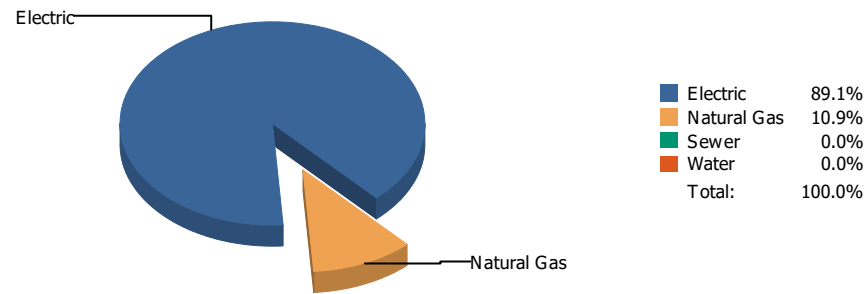


Cost

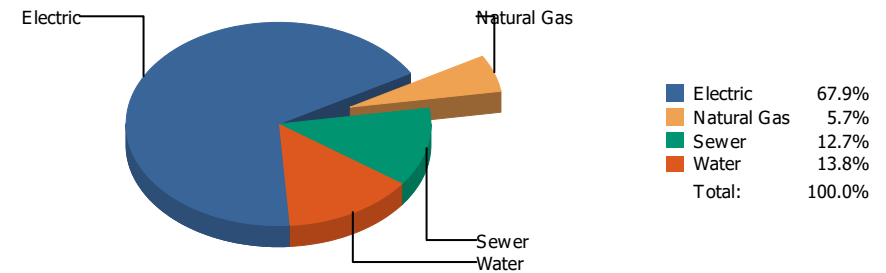


Commodity	Common Use	Energy Use	Energy Use / Area	Total Cost	Cost / Unit	Cost / Area
Place: [HART] HART 118 [BUILDING]						
Area: 63,357 SqFt						
Billing Period: Jun 2020						
ELECTRIC	38,160.00 kWh	130,202 KBtu	2.055 KBtu/SqFt	\$6,144.87	\$0.161 /kWh	\$0.097 /SqFt
NATURALGAS	67.00 CCF	6,901 KBtu	0.109 KBtu/SqFt	\$173.91	\$2.596 /CCF	\$0.003 /SqFt
SEWER	77.00 CCF			\$400.12	\$5.196 /CCF	\$0.006 /SqFt
WATER	344.00 CCF			\$2,202.31	\$6.402 /CCF	\$0.035 /SqFt
Totals:		137,103 KBtu	2.164 KBtu/SqFt	\$8,921.21		

Energy

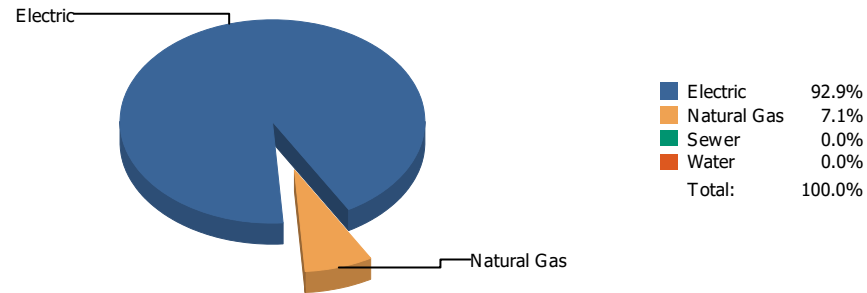


Cost

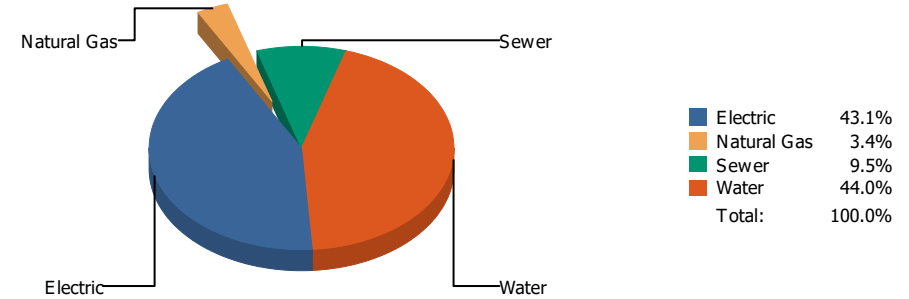


Commodity	Common Use	Energy Use	Energy Use / Area	Total Cost	Cost / Unit	Cost / Area
Place: [HAWKINS] HAWKINS 119 [BUILDING]						
Area: 57,207 SqFt						
Billing Period: Jun 2020						
ELECTRIC	17,931.00 kWh	61,181 KBtu	1.069 KBtu/SqFt	\$2,102.63	\$0.117 /kWh	\$0.037 /SqFt
NATURALGAS	73.00 CCF	7,519 KBtu	0.131 KBtu/SqFt	\$176.40	\$2.416 /CCF	\$0.003 /SqFt
SEWER	84.00 CCF			\$392.98	\$4.678 /CCF	\$0.007 /SqFt
WATER	110.00 CCF			\$426.79	\$3.880 /CCF	\$0.007 /SqFt
Totals:		68,700 KBtu	1.201 KBtu/SqFt	\$3,098.80		

Energy

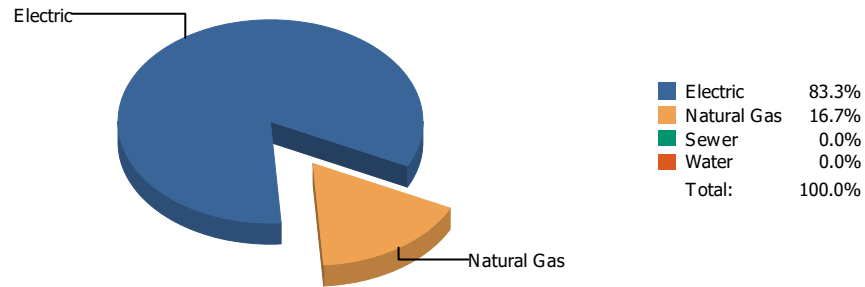


Cost

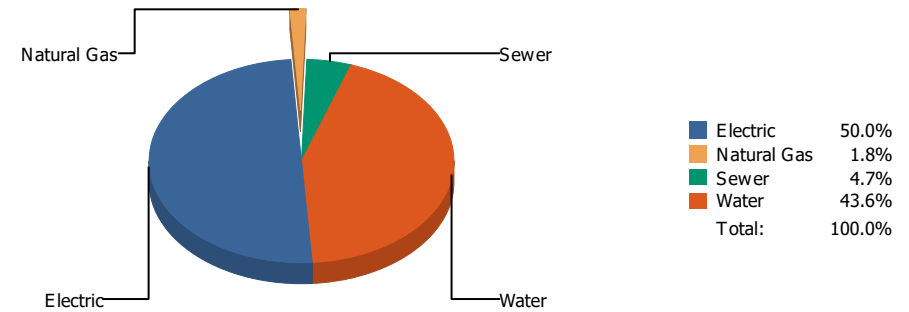


Commodity	Common Use	Energy Use	Energy Use / Area	Total Cost	Cost / Unit	Cost / Area
Place: [HENDERSO] HENDERSON 041 [BUILDING]						
Area: 145,254 SqFt						
Billing Period: Jun 2020						
ELECTRIC	17,302.00 kWh	59,034 KBtu	0.406 KBtu/SqFt	\$2,104.17	\$0.122 /kWh	\$0.014 /SqFt
NATURALGAS	44.00 CCF	4,532 KBtu	0.031 KBtu/SqFt	\$164.70	\$3.743 /CCF	\$0.001 /SqFt
SEWER	166.00 CCF			\$464.33	\$2.797 /CCF	\$0.003 /SqFt
WATER	630.00 CCF			\$2,151.01	\$3.414 /CCF	\$0.015 /SqFt
Totals:		63,566 KBtu	0.438 KBtu/SqFt	\$4,884.21		

Energy



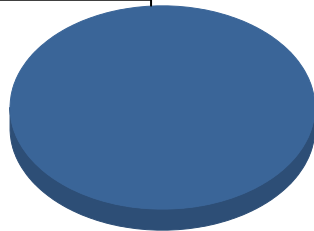
Cost



Commodity	Common Use	Energy Use	Energy Use / Area	Total Cost	Cost / Unit	Cost / Area
Place: [HERRERA_1] HERRERA ELEMENTARY 174 [BUILDING]						
Area: 86,275 SqFt						
Billing Period: Jun 2020						
ELECTRIC	33,400.00 kWh	113,961 KBtu	1.321 KBtu/SqFt	\$6,707.18	\$0.201 /kWh	\$0.078 /SqFt
NATURALGAS	222.00 CCF	22,866 KBtu	0.265 KBtu/SqFt	\$236.42	\$1.065 /CCF	\$0.003 /SqFt
SEWER	124.00 CCF			\$627.95	\$5.064 /CCF	\$0.007 /SqFt
WATER	991.00 CCF			\$5,842.75	\$5.896 /CCF	\$0.068 /SqFt
Totals:		136,827 KBtu	1.586 KBtu/SqFt	\$13,414.30		

Energy

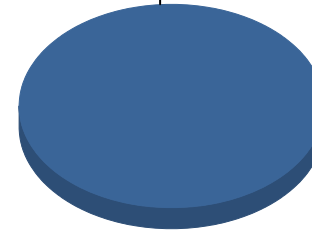
Electric



■ Electric 100.0%
Total: 100.0%

Cost

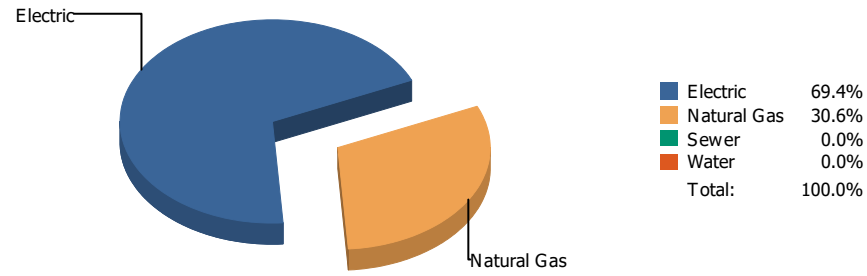
Electric



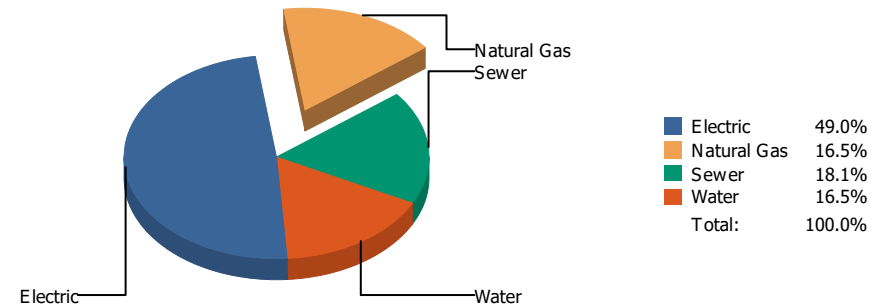
■ Electric 100.0%
Total: 100.0%

Commodity	Common Use	Energy Use	Energy Use / Area	Total Cost	Cost / Unit	Cost / Area
Place: [HIGHLAND] HIGHLAND/ANNEX 120 [BUILDING]						
Area: 33,705 SqFt						
Billing Period: Jun 2020						
ELECTRIC	30,760.00 kWh	104,953 KBtu	3.114 KBtu/SqFt	\$2,654.90	\$0.086 /kWh	\$0.079 /SqFt
Totals:		104,953 KBtu	3.114 KBtu/SqFt	\$2,654.90		

Energy

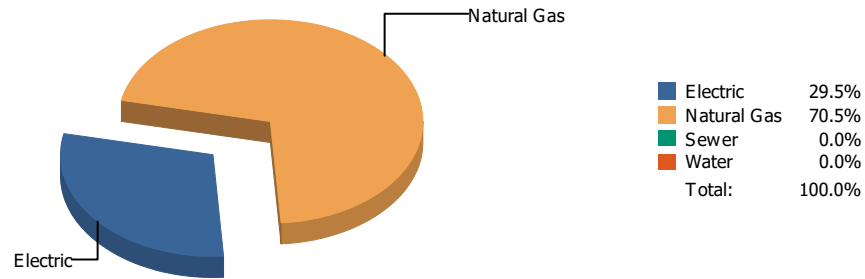


Cost

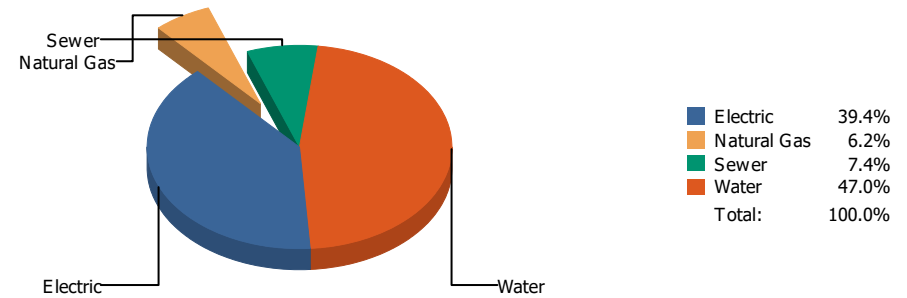


Commodity	Common Use	Energy Use	Energy Use / Area	Total Cost	Cost / Unit	Cost / Area
Place: [HILLSIDE] HILLSIDE 121 [BUILDING]						
Area: 80,656 SqFt						
Billing Period: Jun 2020						
ELECTRIC	13,153.00 kWh	44,878 KBtu	0.556 KBtu/SqFt	\$1,543.32	\$0.117 /kWh	\$0.019 /SqFt
NATURALGAS	192.00 CCF	19,776 KBtu	0.245 KBtu/SqFt	\$518.43	\$2.700 /CCF	\$0.006 /SqFt
SEWER	106.00 CCF			\$568.53	\$5.363 /CCF	\$0.007 /SqFt
WATER	110.00 CCF			\$519.40	\$4.722 /CCF	\$0.006 /SqFt
Totals:		64,654 KBtu	0.802 KBtu/SqFt	\$3,149.68		

Energy

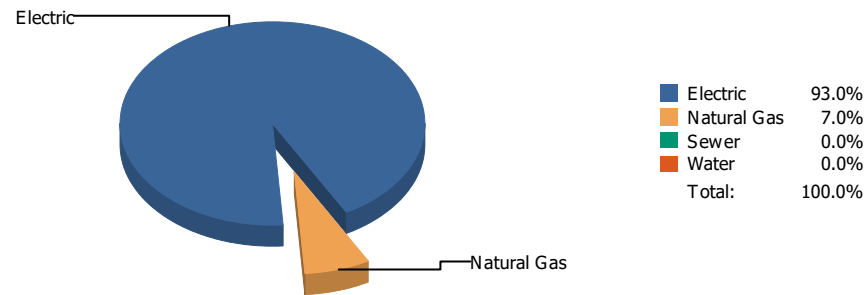


Cost

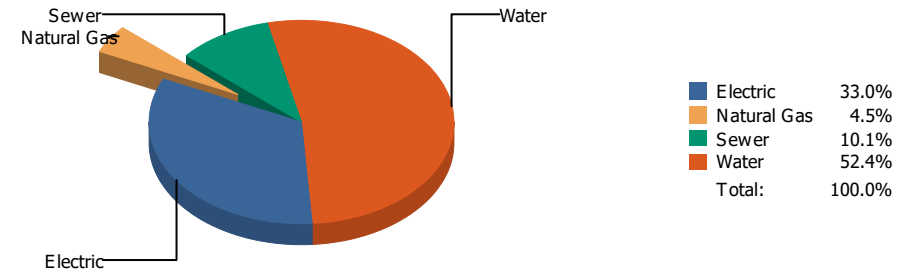


Commodity	Common Use	Energy Use	Energy Use / Area	Total Cost	Cost / Unit	Cost / Area
Place: [HOUSTON] HOUSTON 122 [BUILDING]						
Area: 84,178 SqFt						
Billing Period: Jun 2020						
ELECTRIC	1,400.00 kWh	4,777 KBtu	0.057 KBtu/SqFt	\$2,169.23	\$1.549 /kWh	\$0.026 /SqFt
NATURALGAS	111.00 CCF	11,433 KBtu	0.136 KBtu/SqFt	\$338.70	\$3.051 /CCF	\$0.004 /SqFt
SEWER	32.00 CCF			\$408.69	\$12.772 /CCF	\$0.005 /SqFt
WATER	698.00 CCF			\$2,582.96	\$3.701 /CCF	\$0.031 /SqFt
Totals:		16,210 KBtu	0.193 KBtu/SqFt	\$5,499.58		

Energy

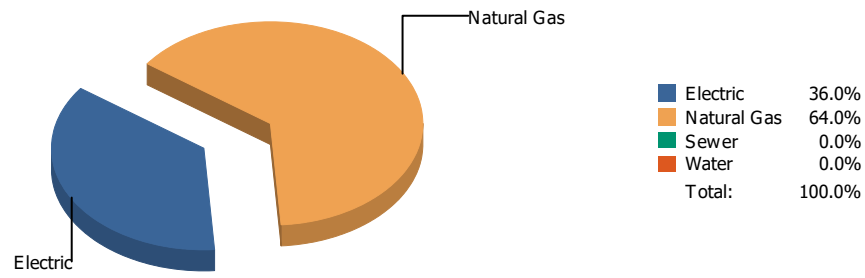


Cost

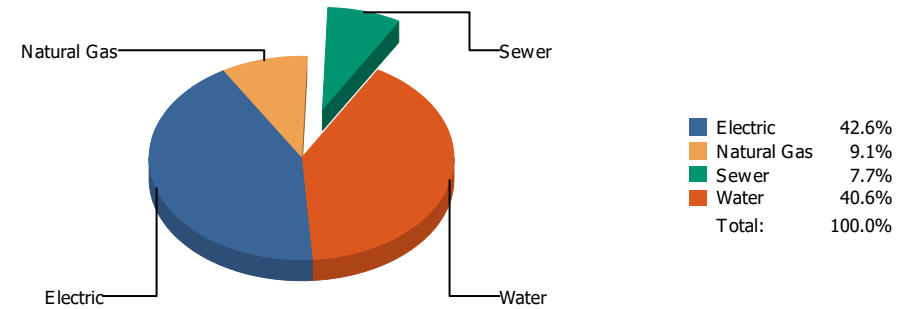


Commodity	Common Use	Energy Use	Energy Use / Area	Total Cost	Cost / Unit	Cost / Area
Place: [HUGHEY] HUGHEY 123 [BUILDING] Area: 74,815 SqFt Billing Period: Jun 2020						
ELECTRIC	18,712.00 kWh	63,845 KBtu	0.853 KBtu/SqFt	\$3,393.86	\$0.181 /kWh	\$0.045 /SqFt
NATURALGAS	47.00 CCF	4,841 KBtu	0.065 KBtu/SqFt	\$460.06	\$9.789 /CCF	\$0.006 /SqFt
SEWER	273.00 CCF			\$1,035.02	\$3.791 /CCF	\$0.014 /SqFt
WATER	1,010.00 CCF			\$5,384.26	\$5.331 /CCF	\$0.072 /SqFt
Totals:		68,686 KBtu	0.918 KBtu/SqFt	\$10,273.20		

Energy

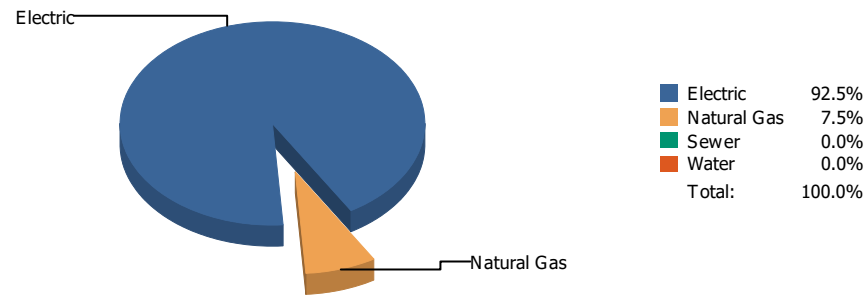


Cost

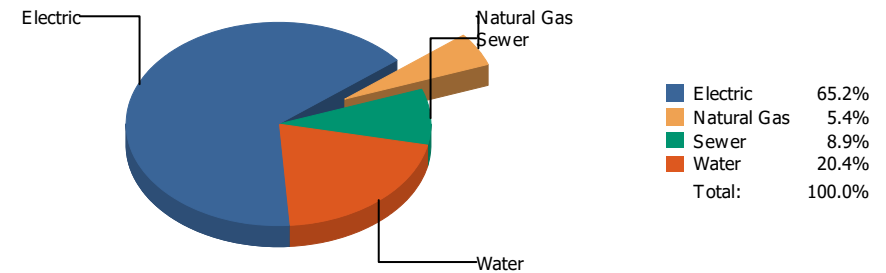


Commodity	Common Use	Energy Use	Energy Use / Area	Total Cost	Cost / Unit	Cost / Area
Place: [IRVIN] IRVIN 008 [BUILDING] Area: 303,804 SqFt Billing Period: Jun 2020						
ELECTRIC	53,626.00 kWh	182,972 KBtu	0.602 KBtu/SqFt	\$7,729.75	\$0.144 /kWh	\$0.025 /SqFt
NATURALGAS	3,153.00 CCF	324,759 KBtu	1.069 KBtu/SqFt	\$1,655.54	\$0.525 /CCF	\$0.005 /SqFt
SEWER	537.00 CCF			\$1,393.72	\$2.595 /CCF	\$0.005 /SqFt
WATER	1,706.00 CCF			\$7,370.20	\$4.320 /CCF	\$0.024 /SqFt
Totals:		507,731 KBtu	1.671 KBtu/SqFt	\$18,149.21		

Energy

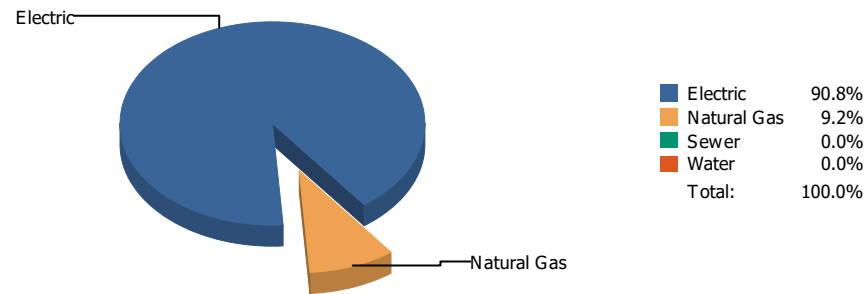


Cost

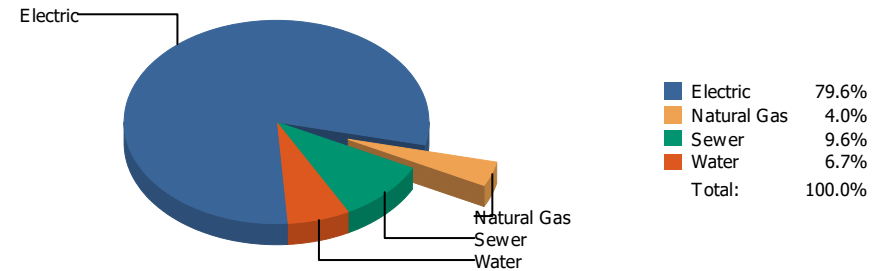


Commodity	Common Use	Energy Use	Energy Use / Area	Total Cost	Cost / Unit	Cost / Area
Place: [JEFFERSN] JEFFERSON 009 [BUILDING]						
Area: 257,708 SqFt						
Billing Period: Jun 2020						
ELECTRIC	73,441.00 kWh	250,581 KBtu	0.972 KBtu/SqFt	\$9,211.09	\$0.125 /kWh	\$0.035 /SqFt
NATURALGAS	196.00 CCF	20,188 KBtu	0.078 KBtu/SqFt	\$762.14	\$3.888 /CCF	\$0.003 /SqFt
SEWER	313.00 CCF			\$1,261.60	\$4.031 /CCF	\$0.005 /SqFt
WATER	531.00 CCF			\$2,883.10	\$5.430 /CCF	\$0.011 /SqFt
Totals:		270,769 KBtu	1.051 KBtu/SqFt	\$14,117.93		

Energy

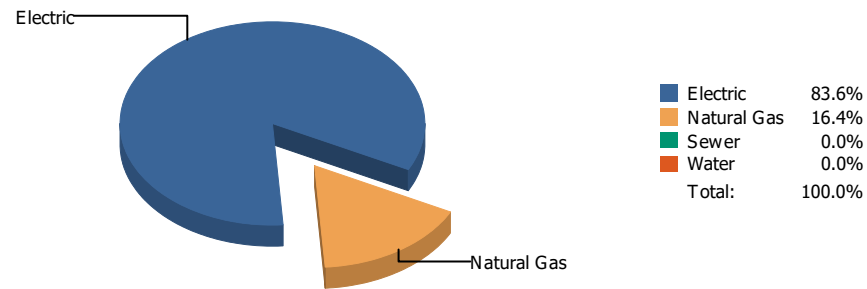


Cost

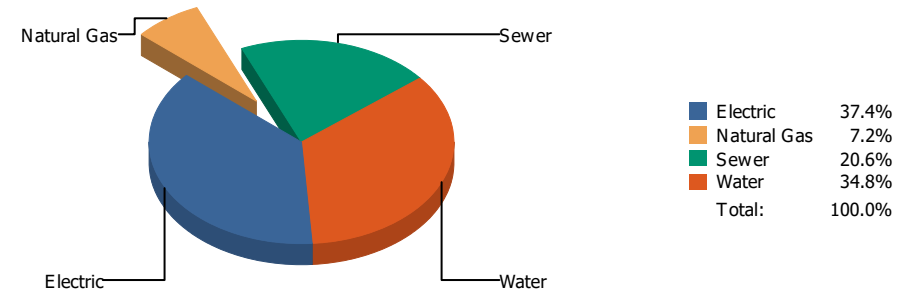


Commodity	Common Use	Energy Use	Energy Use / Area	Total Cost	Cost / Unit	Cost / Area
Place: [JOHNSON] L.B. JOHNSON 155 [BUILDING]						
Area: 87,993 SqFt						
Billing Period: Jun 2020						
ELECTRIC	23,150.00 kWh	78,988 KBtu	0.898 KBtu/SqFt	\$3,561.31	\$0.154 /kWh	\$0.040 /SqFt
NATURALGAS	78.00 CCF	8,034 KBtu	0.091 KBtu/SqFt	\$178.41	\$2.287 /CCF	\$0.002 /SqFt
SEWER	91.00 CCF			\$430.36	\$4.729 /CCF	\$0.005 /SqFt
WATER	28.00 CCF			\$301.53	\$10.769 /CCF	\$0.003 /SqFt
Totals:		87,022 KBtu	0.989 KBtu/SqFt	\$4,471.61		

Energy

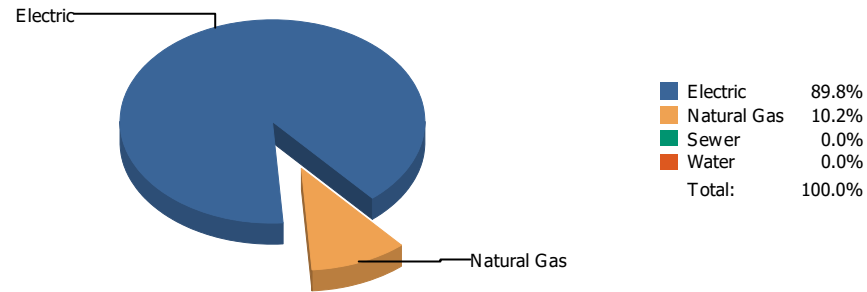


Cost

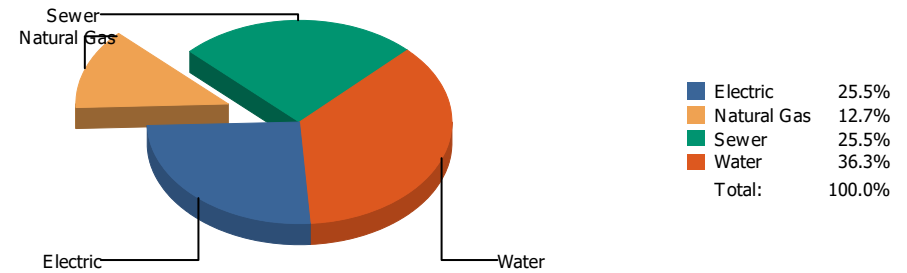


Commodity	Common Use	Energy Use	Energy Use / Area	Total Cost	Cost / Unit	Cost / Area
Place: [KOHLBERG] KOHLBERG ELEMENTARY [BUILDING]						
Area: 99,884 SqFt						
Billing Period: Jun 2020						
ELECTRIC	15,800.00 kWh	53,910 KBtu	0.540 KBtu/SqFt	\$1,754.72	\$0.111 /kWh	\$0.018 /SqFt
NATURALGAS	103.00 CCF	10,609 KBtu	0.106 KBtu/SqFt	\$335.46	\$3.257 /CCF	\$0.003 /SqFt
SEWER	300.00 CCF			\$965.86	\$3.220 /CCF	\$0.010 /SqFt
WATER	530.00 CCF			\$1,631.52	\$3.078 /CCF	\$0.016 /SqFt
Totals:		64,519 KBtu	0.646 KBtu/SqFt	\$4,687.56		

Energy

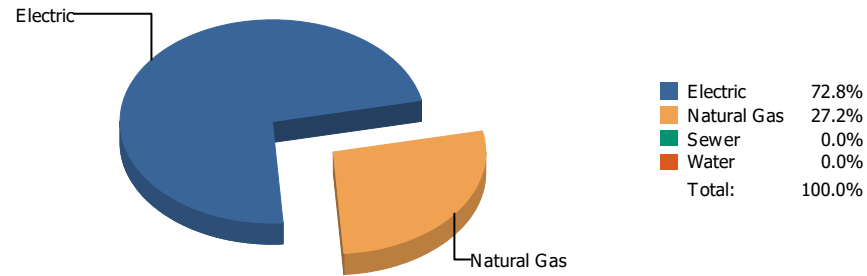


Cost

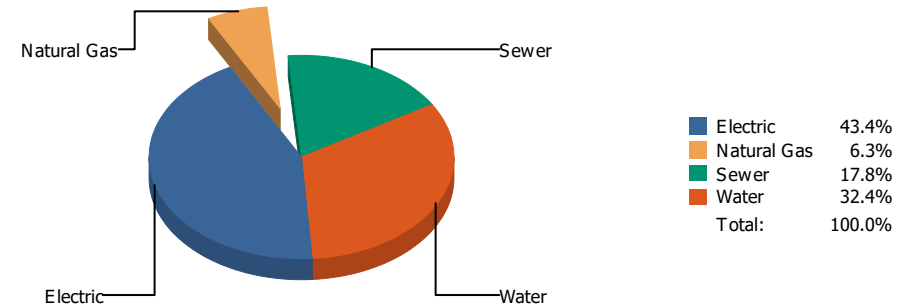


Commodity	Common Use	Energy Use	Energy Use / Area	Total Cost	Cost / Unit	Cost / Area
Place: [LAMAR] LAMAR 125 [BUILDING]						
Area: 76,252 SqFt						
Billing Period: Jun 2020						
ELECTRIC	9,300.00 kWh	31,732 KBtu	0.416 KBtu/SqFt	\$915.33	\$0.098 /kWh	\$0.012 /SqFt
NATURALGAS	35.00 CCF	3,605 KBtu	0.047 KBtu/SqFt	\$455.07	\$13.002 /CCF	\$0.006 /SqFt
SEWER	157.00 CCF			\$912.49	\$5.812 /CCF	\$0.012 /SqFt
WATER	303.00 CCF			\$1,301.46	\$4.295 /CCF	\$0.017 /SqFt
Totals:		35,337 KBtu	0.463 KBtu/SqFt	\$3,584.35		

Energy

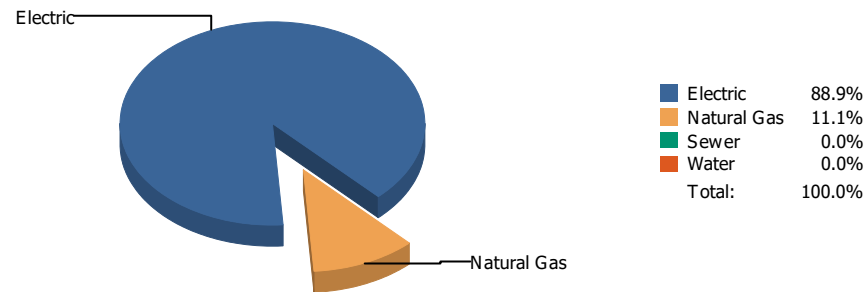


Cost

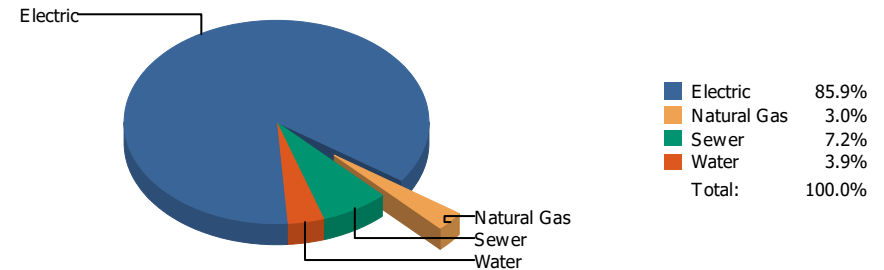


Commodity	Common Use	Energy Use	Energy Use / Area	Total Cost	Cost / Unit	Cost / Area
Place: [LEE] LEE 150 [BUILDING] Area: 78,368 SqFt Billing Period: Jun 2020						
ELECTRIC	10,570.00 kWh	36,065 KBtu	0.460 KBtu/SqFt	\$1,366.29	\$0.129 /kWh	\$0.017 /SqFt
NATURALGAS	131.00 CCF	13,493 KBtu	0.172 KBtu/SqFt	\$199.77	\$1.525 /CCF	\$0.003 /SqFt
SEWER	54.00 CCF			\$560.81	\$10.385 /CCF	\$0.007 /SqFt
WATER	100.00 CCF			\$1,019.86	\$10.199 /CCF	\$0.013 /SqFt
Totals:		49,558 KBtu	0.632 KBtu/SqFt	\$3,146.73		

Energy

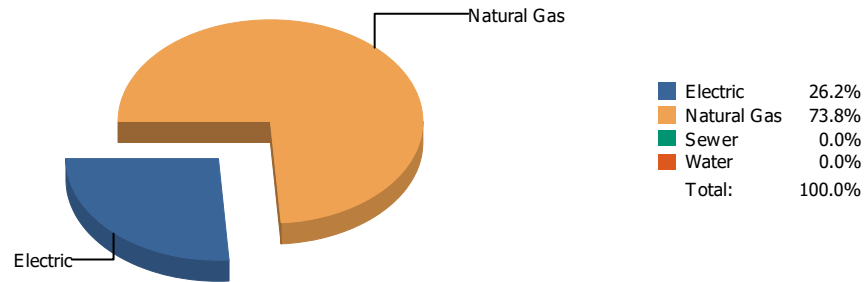


Cost

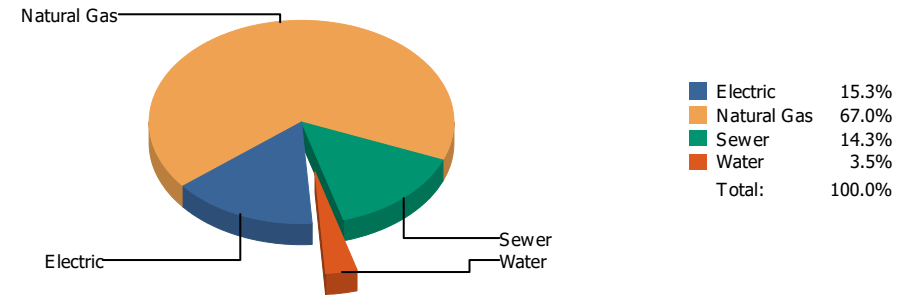


Commodity	Common Use	Energy Use	Energy Use / Area	Total Cost	Cost / Unit	Cost / Area
Place: [LINCOLN] LINCOLN 051 [BUILDING]						
Area: 163,678 SqFt						
Billing Period: Jun 2020						
ELECTRIC	34,350.00 kWh	117,202 KBtu	0.716 KBtu/SqFt	\$5,775.11	\$0.168 /kWh	\$0.035 /SqFt
NATURALGAS	142.00 CCF	14,626 KBtu	0.089 KBtu/SqFt	\$204.20	\$1.438 /CCF	\$0.001 /SqFt
SEWER	115.00 CCF			\$482.20	\$4.193 /CCF	\$0.003 /SqFt
WATER	11.00 CCF			\$261.58	\$23.780 /CCF	\$0.002 /SqFt
Totals:		131,828 KBtu	0.805 KBtu/SqFt	\$6,723.09		

Energy

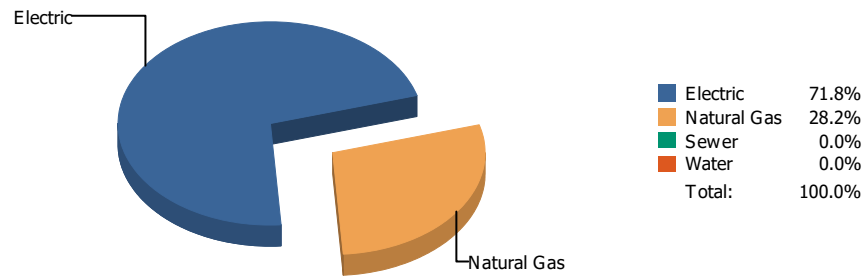


Cost

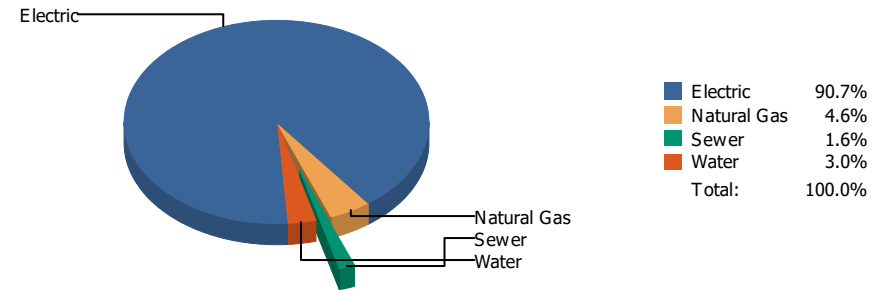


Commodity	Common Use	Energy Use	Energy Use / Area	Total Cost	Cost / Unit	Cost / Area
Place: [LIVE-MAT] LIVE MATERIAL CENTER 929 [BUILDING]						
Area: 2,483 SqFt						
Billing Period: Jun 2020						
ELECTRIC	246.00 kWh	839 KBtu	0.338 KBtu/SqFt	\$69.46	\$0.282 /kWh	\$0.028 /SqFt
NATURALGAS	23.00 CCF	2,369 KBtu	0.954 KBtu/SqFt	\$303.25	\$13.185 /CCF	\$0.122 /SqFt
SEWER	14.00 CCF			\$64.58	\$4.613 /CCF	\$0.026 /SqFt
WATER	0.00 CCF			\$15.64	\$0.000 /CCF	\$0.006 /SqFt
Totals:		3,208 KBtu	1.292 KBtu/SqFt	\$452.93		

Energy

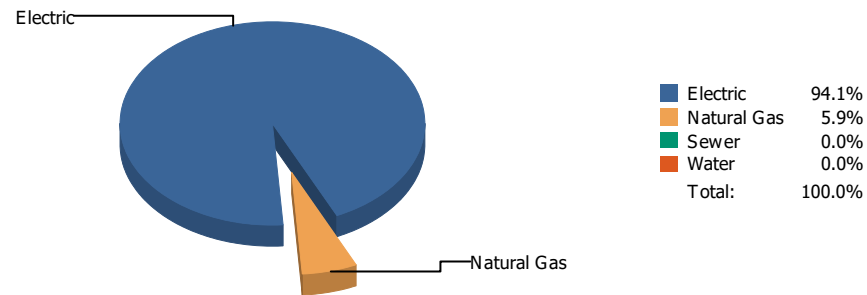


Cost

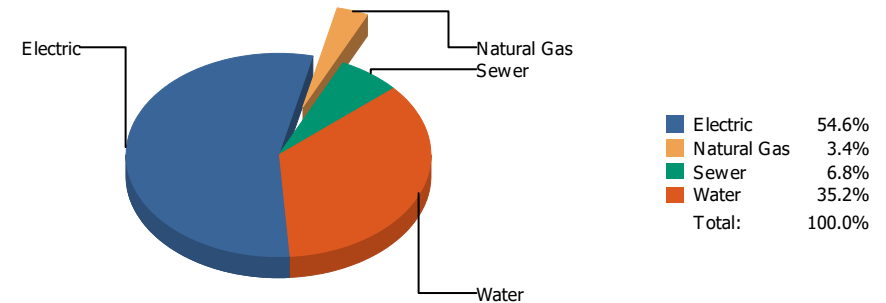


Commodity	Common Use	Energy Use	Energy Use / Area	Total Cost	Cost / Unit	Cost / Area
Place: [LOGAN] LOGAN 128 [BUILDING] Area: 72,248 SqFt Billing Period: Jun 2020						
ELECTRIC	43,200.00 kWh	147,398 KBtu	2.040 KBtu/SqFt	\$7,360.35	\$0.170 /kWh	\$0.102 /SqFt
NATURALGAS	562.00 CCF	57,886 KBtu	0.801 KBtu/SqFt	\$372.09	\$0.662 /CCF	\$0.005 /SqFt
SEWER	12.00 CCF			\$131.69	\$10.974 /CCF	\$0.002 /SqFt
WATER	55.00 CCF			\$247.20	\$4.495 /CCF	\$0.003 /SqFt
Totals:		205,284 KBtu	2.841 KBtu/SqFt	\$8,111.33		

Energy

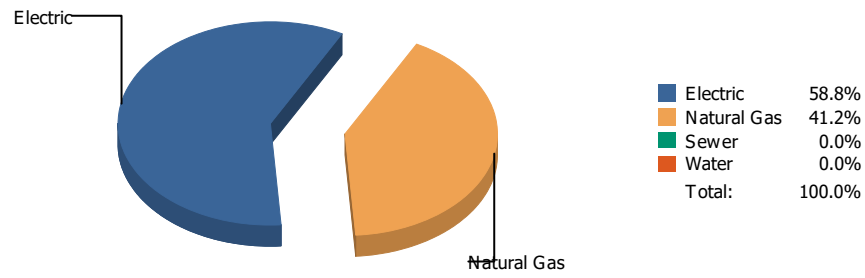


Cost

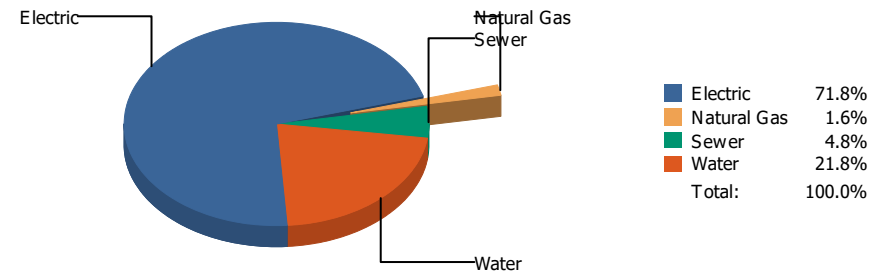


Commodity	Common Use	Energy Use	Energy Use / Area	Total Cost	Cost / Unit	Cost / Area
Place: [LUNDY_2] LUNDY 177 [BUILDING]						
Area: 112,731 SqFt						
Billing Period: Jun 2020						
ELECTRIC	34,600.00 kWh	118,055 KBtu	1.047 KBtu/SqFt	\$5,268.10	\$0.152 /kWh	\$0.047 /SqFt
NATURALGAS	72.00 CCF	7,416 KBtu	0.066 KBtu/SqFt	\$322.99	\$4.486 /CCF	\$0.003 /SqFt
SEWER	136.00 CCF			\$653.87	\$4.808 /CCF	\$0.006 /SqFt
WATER	534.00 CCF			\$3,396.05	\$6.360 /CCF	\$0.030 /SqFt
Totals:		125,471 KBtu	1.113 KBtu/SqFt	\$9,641.01		

Energy

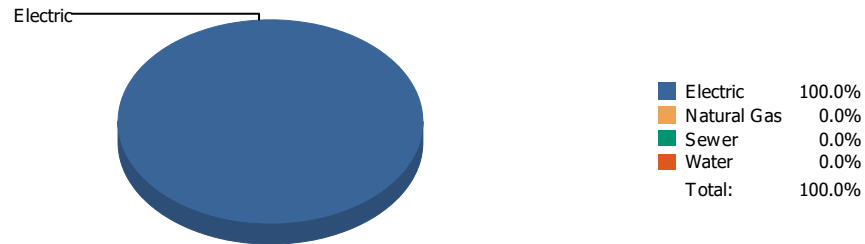


Cost

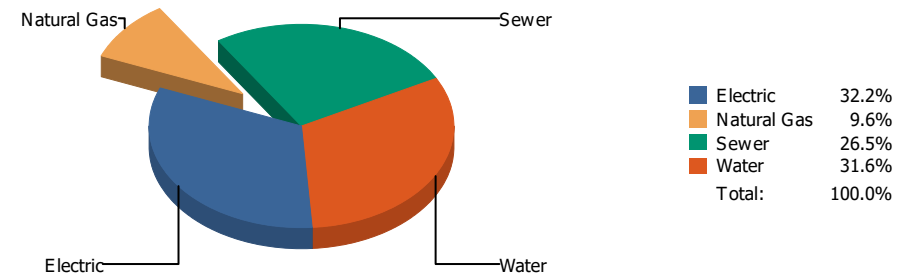


Commodity	Common Use	Energy Use	Energy Use / Area	Total Cost	Cost / Unit	Cost / Area
Place: [MAC] MACARTHUR 129 [BUILDING]						
Area: 143,341 SqFt						
Billing Period: Jun 2020						
ELECTRIC	5,980.00 kWh	20,404 KBtu	0.142 KBtu/SqFt	\$8,838.93	\$1.478 /kWh	\$0.062 /SqFt
NATURALGAS	139.00 CCF	14,317 KBtu	0.100 KBtu/SqFt	\$203.01	\$1.461 /CCF	\$0.001 /SqFt
SEWER	167.00 CCF			\$594.52	\$3.560 /CCF	\$0.004 /SqFt
WATER	433.00 CCF			\$2,679.38	\$6.188 /CCF	\$0.019 /SqFt
Totals:		34,721 KBtu	0.242 KBtu/SqFt	\$12,315.84		

Energy

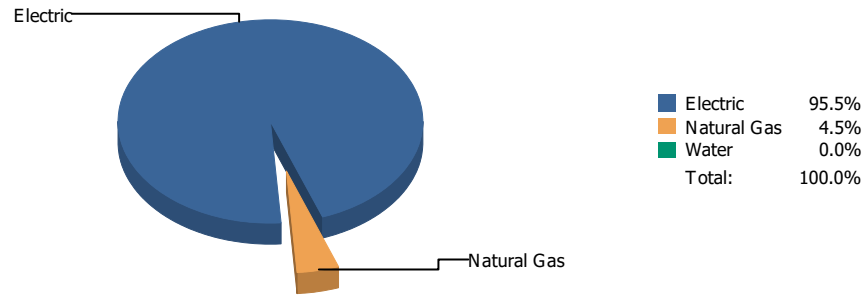


Cost

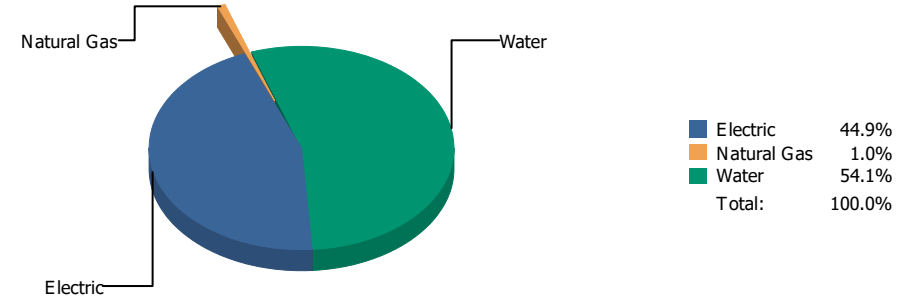


Commodity	Common Use	Energy Use	Energy Use / Area	Total Cost	Cost / Unit	Cost / Area
Place: [MAGOFFIN] MAGOFFIN 047 [BUILDING]						
Area: 76,378 SqFt						
Billing Period: Jun 2020						
ELECTRIC	3,979.00 kWh	13,576 KBtu	0.178 KBtu/SqFt	\$493.04	\$0.124 /kWh	\$0.006 /SqFt
NATURALGAS	0.00 CCF	0 KBtu	0.000 KBtu/SqFt	\$146.99	\$0.000 /CCF	\$0.002 /SqFt
SEWER	21.00 CCF			\$405.47	\$19.308 /CCF	\$0.005 /SqFt
WATER	15.00 CCF			\$483.38	\$32.225 /CCF	\$0.006 /SqFt
Totals:		13,576 KBtu	0.178 KBtu/SqFt	\$1,528.88		

Energy

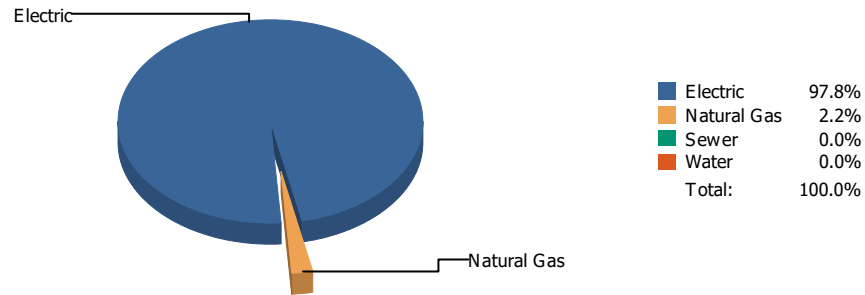


Cost

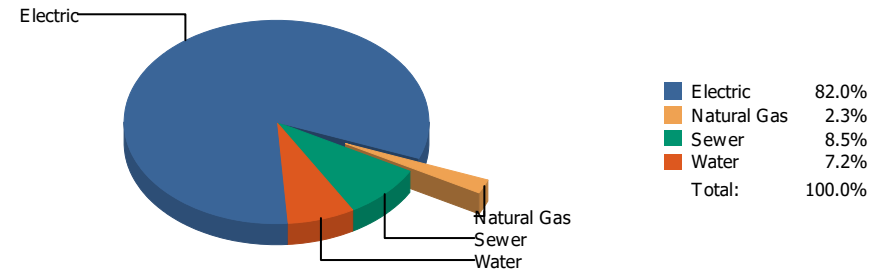


Commodity	Common Use	Energy Use	Energy Use / Area	Total Cost	Cost / Unit	Cost / Area
Place: [MAGOFFINNEWMIDDLESCHOOL] MAGOFFIN NEW MIDDLE SCHOOL [BUILDING]						
Area: 116,136 SqFt						
Billing Period: Jun 2020						
ELECTRIC	68,200.00 kWh	232,698 KBtu	2.004 KBtu/SqFt	\$8,668.60	\$0.127 /kWh	\$0.075 /SqFt
NATURALGAS	107.00 CCF	11,021 KBtu	0.095 KBtu/SqFt	\$190.08	\$1.776 /CCF	\$0.002 /SqFt
WATER	1,803.00 CCF			\$10,461.30	\$5.802 /CCF	\$0.090 /SqFt
Totals:		243,719 KBtu	2.099 KBtu/SqFt	\$19,319.98		

Energy

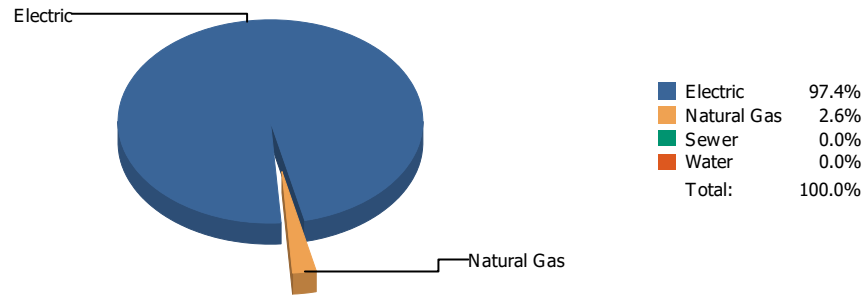


Cost

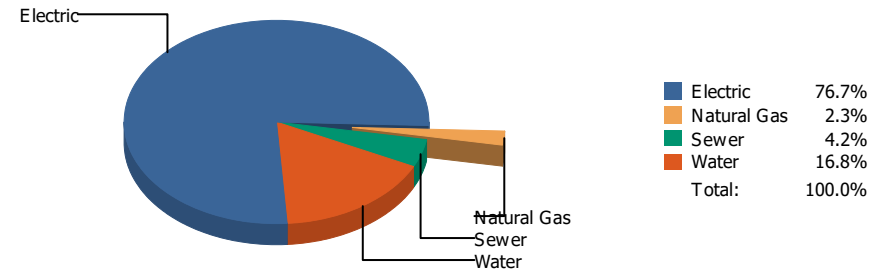


Commodity	Common Use	Energy Use	Energy Use / Area	Total Cost	Cost / Unit	Cost / Area
Place: [MAXINE] MAXINE SILVA HEALTH MAGNET 011 [BUILDING]						
Area: 80,909 SqFt						
Billing Period: Jun 2020						
ELECTRIC	43,800.00 kWh	149,446 KBtu	1.847 KBtu/SqFt	\$5,831.37	\$0.133 /kWh	\$0.072 /SqFt
NATURALGAS	33.00 CCF	3,399 KBtu	0.042 KBtu/SqFt	\$160.27	\$4.857 /CCF	\$0.002 /SqFt
SEWER	173.00 CCF			\$607.48	\$3.511 /CCF	\$0.008 /SqFt
WATER	104.00 CCF			\$515.83	\$4.960 /CCF	\$0.006 /SqFt
Totals:		152,845 KBtu	1.889 KBtu/SqFt	\$7,114.95		

Energy



Cost



Commodity	Common Use	Energy Use	Energy Use / Area	Total Cost	Cost / Unit	Cost / Area
Place: [MESITA] MESITA 130 [BUILDING]						
Area: 100,583 SqFt						
Billing Period: Jun 2020						
ELECTRIC	67,680.00 kWh	230,924 KBtu	2.296 KBtu/SqFt	\$10,425.45	\$0.154 /kWh	\$0.104 /SqFt
NATURALGAS	60.00 CCF	6,180 KBtu	0.061 KBtu/SqFt	\$318.15	\$5.303 /CCF	\$0.003 /SqFt
SEWER	99.00 CCF			\$573.95	\$5.797 /CCF	\$0.006 /SqFt
WATER	317.00 CCF			\$2,283.59	\$7.204 /CCF	\$0.023 /SqFt
Totals:		237,104 KBtu	2.357 KBtu/SqFt	\$13,601.14		

Energy

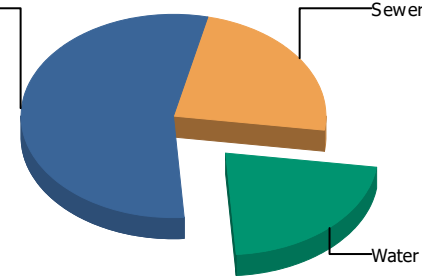
Electric



Electric 100.0%
 Sewer 0.0%
 Water 0.0%
 Total: 100.0%

Cost

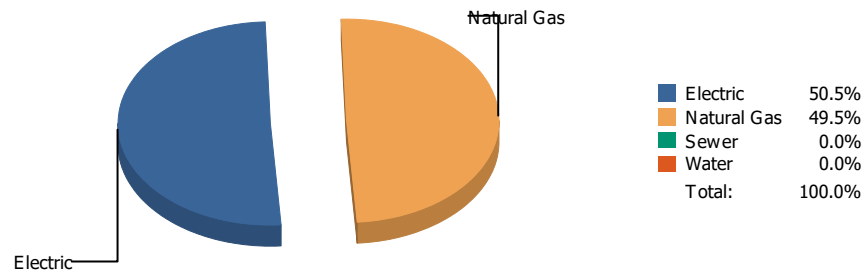
Electric



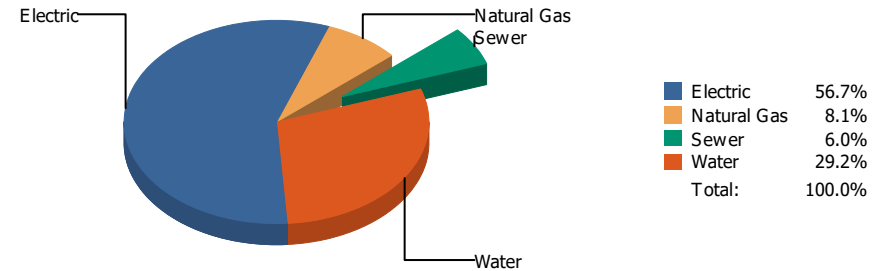
Electric 54.8%
 Sewer 23.5%
 Water 21.7%
 Total: 100.0%

Commodity	Common Use	Energy Use	Energy Use / Area	Total Cost	Cost / Unit	Cost / Area
Place: [MILAM] MILAM 131 [BUILDING]						
Area: 63,641 SqFt						
Billing Period: Jun 2020						
ELECTRIC	5,160.00 kWh	17,606 KBtu	0.277 KBtu/SqFt	\$985.11	\$0.191 /kWh	\$0.015 /SqFt
SEWER	87.00 CCF			\$421.72	\$4.847 /CCF	\$0.007 /SqFt
WATER	66.00 CCF			\$390.83	\$5.922 /CCF	\$0.006 /SqFt
Totals:		17,606 KBtu	0.277 KBtu/SqFt	\$1,797.66		

Energy

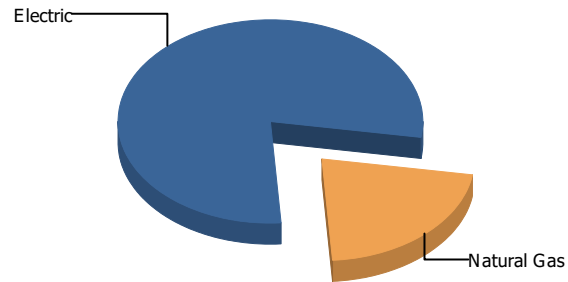


Cost



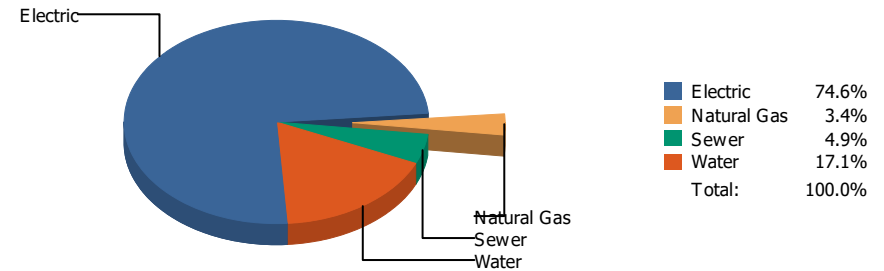
Commodity	Common Use	Energy Use	Energy Use / Area	Total Cost	Cost / Unit	Cost / Area
Place: [MOREHEAD] MOREHEAD 046 [BUILDING]						
Area: 119,353 SqFt						
Billing Period: Jun 2020						
ELECTRIC	46,061.00 kWh	157,160 KBtu	1.317 KBtu/SqFt	\$5,090.84	\$0.111 /kWh	\$0.043 /SqFt
NATURALGAS	1,495.00 CCF	153,985 KBtu	1.290 KBtu/SqFt	\$727.90	\$0.487 /CCF	\$0.006 /SqFt
SEWER	83.00 CCF			\$539.39	\$6.499 /CCF	\$0.005 /SqFt
WATER	1,002.00 CCF			\$2,627.31	\$2.622 /CCF	\$0.022 /SqFt
Totals:		311,145 KBtu	2.607 KBtu/SqFt	\$8,985.44		

Energy



Electric	78.6%
Natural Gas	21.4%
Sewer	0.0%
Water	0.0%
Total:	100.0%

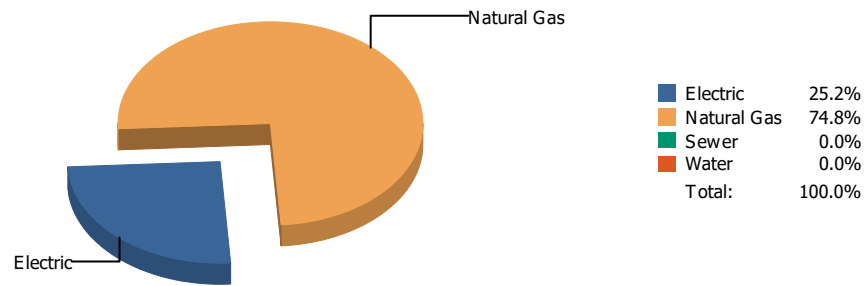
Cost



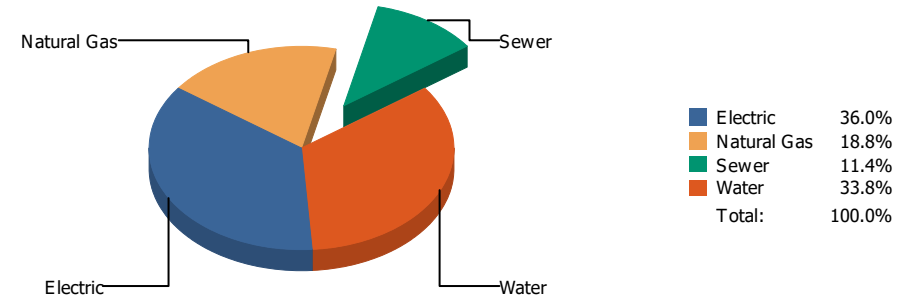
Electric	74.6%
Natural Gas	3.4%
Sewer	4.9%
Water	17.1%
Total:	100.0%

Commodity	Common Use	Energy Use	Energy Use / Area	Total Cost	Cost / Unit	Cost / Area
Place: [MOYE_2] HR MOYE [BUILDING]						
Area: 93,197 SqFt						
Billing Period: Jun 2020						
ELECTRIC	61,920.00 kWh	211,271 KBtu	2.267 KBtu/SqFt	\$8,198.25	\$0.132 /kWh	\$0.088 /SqFt
NATURALGAS	558.00 CCF	57,474 KBtu	0.617 KBtu/SqFt	\$370.57	\$0.664 /CCF	\$0.004 /SqFt
SEWER	83.00 CCF			\$539.39	\$6.499 /CCF	\$0.006 /SqFt
WATER	189.00 CCF			\$1,878.72	\$9.940 /CCF	\$0.020 /SqFt
Totals:		268,745 KBtu	2.884 KBtu/SqFt	\$10,986.93		

Energy



Cost



Commodity	Common Use	Energy Use	Energy Use / Area	Total Cost	Cost / Unit	Cost / Area
Place: [MULTI-MEDIACENTER] MULTI-MEDIA CENTER [BUILDING]						
Area: 27,633 SqFt						
Billing Period: Jun 2020						
ELECTRIC	7,612.00 kWh	25,972 KBtu	0.940 KBtu/SqFt	\$847.14	\$0.111 /kWh	\$0.031 /SqFt
NATURALGAS	747.00 CCF	76,941 KBtu	2.784 KBtu/SqFt	\$442.63	\$0.593 /CCF	\$0.016 /SqFt
SEWER	75.00 CCF			\$267.77	\$3.570 /CCF	\$0.010 /SqFt
WATER	194.00 CCF			\$796.72	\$4.107 /CCF	\$0.029 /SqFt
Totals:		102,913 KBtu	3.724 KBtu/SqFt	\$2,354.26		

Energy

Electric



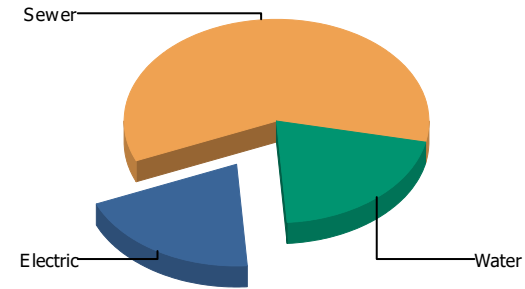
Electric 100.0%
 Sewer 0.0%
 Water 0.0%
 Total: 100.0%

Cost

Sewer

Electric

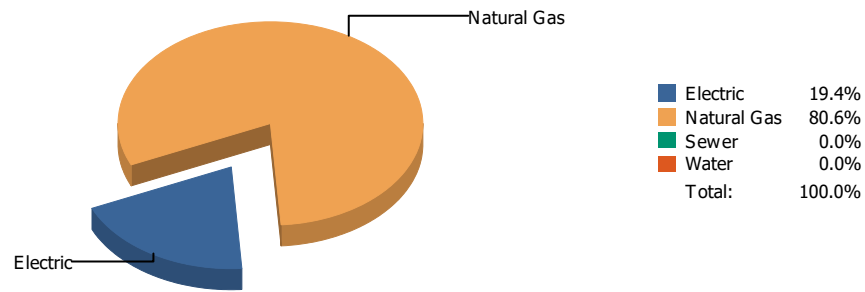
Water



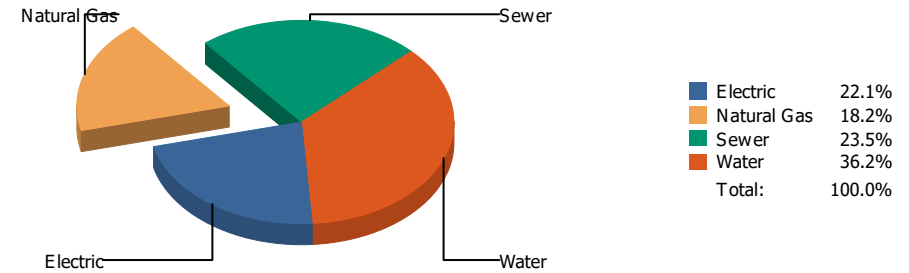
Electric 19.7%
 Sewer 59.6%
 Water 20.7%
 Total: 100.0%

Commodity	Common Use	Energy Use	Energy Use / Area	Total Cost	Cost / Unit	Cost / Area
Place: [NE-AREA-OFFICES] N.E. AREA OFFICES 882 [BUILDING]						
Area: 7,328 SqFt						
Billing Period: Jun 2020						
ELECTRIC	80.00 kWh	273 KBtu	0.037 KBtu/SqFt	\$29.91	\$0.374 /kWh	\$0.004 /SqFt
SEWER	0.00 CCF			\$90.28	\$0.000 /CCF	\$0.012 /SqFt
WATER	0.00 CCF			\$31.28	\$0.000 /CCF	\$0.004 /SqFt
Totals:		273 KBtu	0.037 KBtu/SqFt	\$151.47		

Energy



Cost



Commodity	Common Use	Energy Use	Energy Use / Area	Total Cost	Cost / Unit	Cost / Area
Place: [NETTRANSPORTATION] N.E. TRANSPORTATION 826 [BUILDING]						
Area: 5,995 SqFt						
Billing Period: Jun 2020						
ELECTRIC	3,620.00 kWh	12,351 KBtu	2.060 KBtu/SqFt	\$422.98	\$0.117 /kWh	\$0.071 /SqFt
NATURALGAS	497.00 CCF	51,191 KBtu	8.539 KBtu/SqFt	\$347.22	\$0.699 /CCF	\$0.058 /SqFt
SEWER	41.00 CCF			\$448.67	\$10.943 /CCF	\$0.075 /SqFt
WATER	139.00 CCF			\$691.51	\$4.975 /CCF	\$0.115 /SqFt
Totals:		63,542 KBtu	10.599 KBtu/SqFt	\$1,910.38		

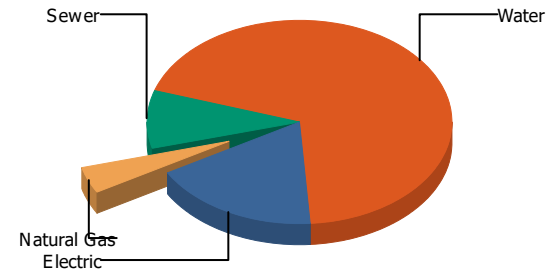
Energy

Electric



Electric	100.0%
Natural Gas	0.0%
Sewer	0.0%
Water	0.0%
Total:	100.0%

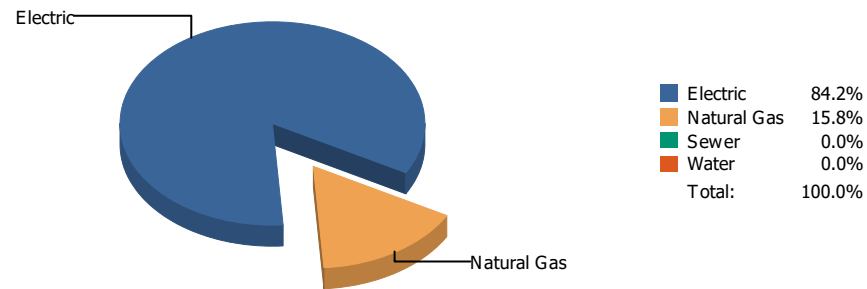
Cost



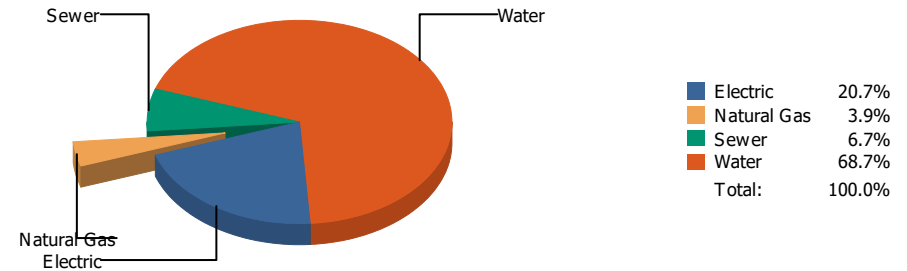
Electric	17.8%
Natural Gas	4.2%
Sewer	9.1%
Water	68.9%
Total:	100.0%

Commodity	Common Use	Energy Use	Energy Use / Area	Total Cost	Cost / Unit	Cost / Area
Place: [NEWMAN] NEWMAN ELEMENTARY 133 [BUILDING]						
Area: 73,291 SqFt						
Billing Period: Jun 2020						
ELECTRIC	9,356.00 kWh	31,923 KBtu	0.436 KBtu/SqFt	\$1,312.16	\$0.140 /kWh	\$0.018 /SqFt
NATURALGAS	0.00 CCF	0 KBtu	0.000 KBtu/SqFt	\$309.95	\$0.000 /CCF	\$0.004 /SqFt
SEWER	222.00 CCF			\$669.35	\$3.015 /CCF	\$0.009 /SqFt
WATER	942.00 CCF			\$5,074.10	\$5.387 /CCF	\$0.069 /SqFt
Totals:		31,923 KBtu	0.436 KBtu/SqFt	\$7,365.56		

Energy



Cost



Commodity	Common Use	Energy Use	Energy Use / Area	Total Cost	Cost / Unit	Cost / Area
Place: [NIXON] L.A. NIXON 161 [BUILDING] Area: 76,873 SqFt Billing Period: Jun 2020						
ELECTRIC	16,360.00 kWh	55,820 KBtu	0.726 KBtu/SqFt	\$1,778.64	\$0.109 /kWh	\$0.023 /SqFt
NATURALGAS	102.00 CCF	10,506 KBtu	0.137 KBtu/SqFt	\$335.07	\$3.285 /CCF	\$0.004 /SqFt
SEWER	70.00 CCF			\$574.83	\$8.212 /CCF	\$0.007 /SqFt
WATER	896.00 CCF			\$5,899.53	\$6.584 /CCF	\$0.077 /SqFt
Totals:		66,326 KBtu	0.863 KBtu/SqFt	\$8,588.07		

Energy

Electric



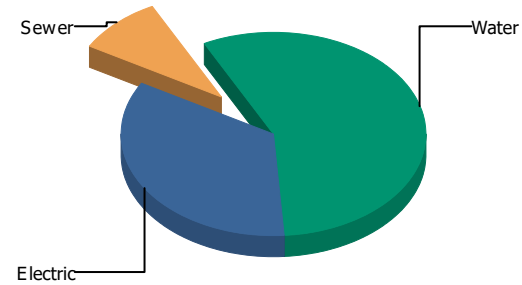
Electric 100.0%
 Sewer 0.0%
 Water 0.0%
 Total: 100.0%

Cost

Sewer

Water

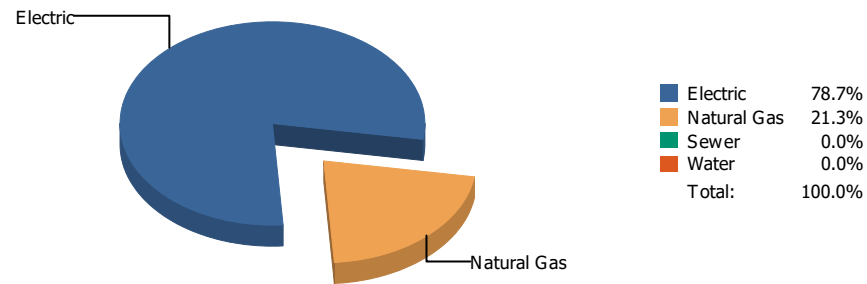
Electric



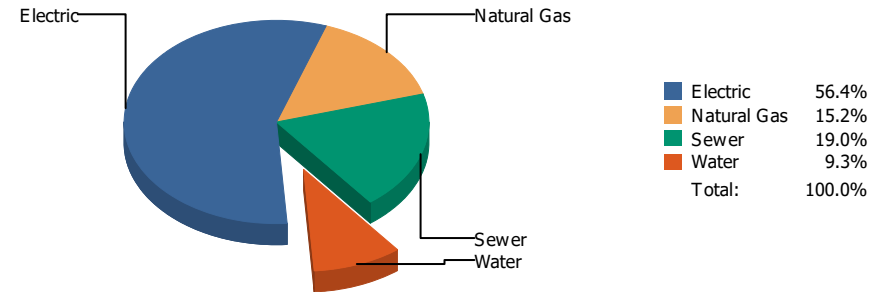
Electric 34.5%
 Sewer 9.2%
 Water 56.3%
 Total: 100.0%

Commodity	Common Use	Energy Use	Energy Use / Area	Total Cost	Cost / Unit	Cost / Area
Place: [OCC-CTR] OCCUPATIONAL CTR. [BUILDING]						
Area: 11,845 SqFt						
Billing Period: Jun 2020						
ELECTRIC	3,000.00 kWh	10,236 KBtu	0.864 KBtu/SqFt	\$356.06	\$0.119 /kWh	\$0.030 /SqFt
SEWER	5.00 CCF			\$94.86	\$18.972 /CCF	\$0.008 /SqFt
WATER	0.00 CCF			\$580.17	\$0.000 /CCF	\$0.049 /SqFt
Totals:		10,236 KBtu	0.864 KBtu/SqFt	\$1,031.09		

Energy

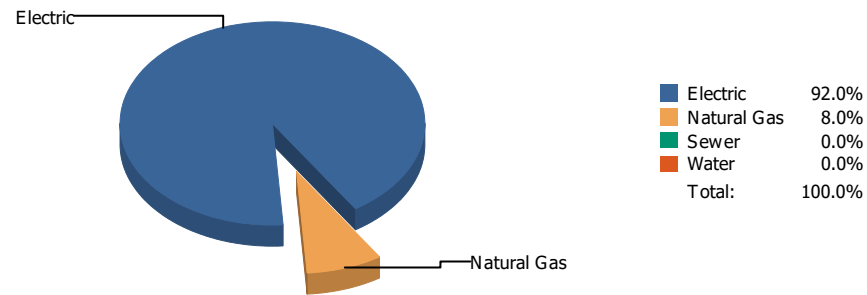


Cost

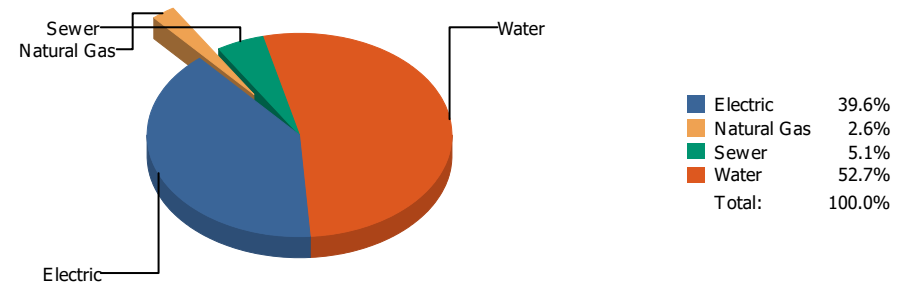


Commodity	Common Use	Energy Use	Energy Use / Area	Total Cost	Cost / Unit	Cost / Area
Place: [PARK] PARK 134 [BUILDING] Area: 63,609 SqFt Billing Period: Jun 2020						
ELECTRIC	9,683.00 kWh	33,038 KBtu	0.519 KBtu/SqFt	\$1,221.08	\$0.126 /kWh	\$0.019 /SqFt
NATURALGAS	87.00 CCF	8,961 KBtu	0.141 KBtu/SqFt	\$328.99	\$3.781 /CCF	\$0.005 /SqFt
SEWER	54.00 CCF			\$412.24	\$7.634 /CCF	\$0.006 /SqFt
WATER	31.00 CCF			\$202.10	\$6.519 /CCF	\$0.003 /SqFt
Totals:		41,999 KBtu	0.660 KBtu/SqFt	\$2,164.41		

Energy

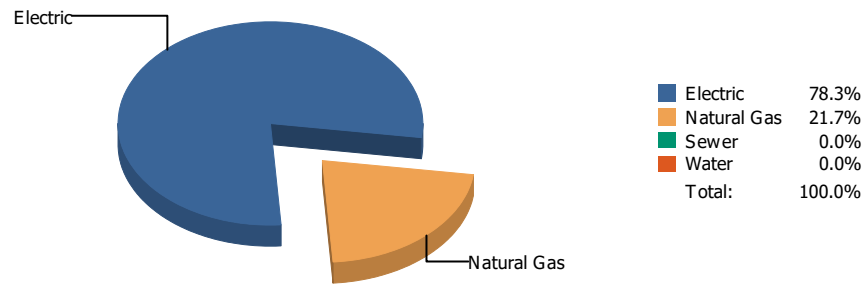


Cost

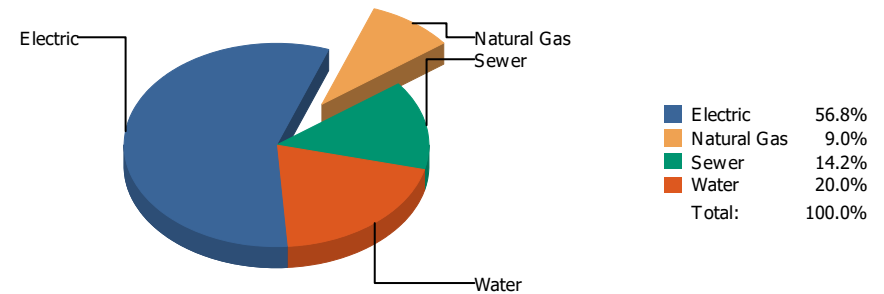


Commodity	Common Use	Energy Use	Energy Use / Area	Total Cost	Cost / Unit	Cost / Area
Place: [PAUL-MORENO_1] PAUL MORENO 167 [BUILDING]						
Area: 87,824 SqFt						
Billing Period: Jun 2020						
ELECTRIC	35,600.00 kWh	121,467 KBtu	1.383 KBtu/SqFt	\$5,205.03	\$0.146 /kWh	\$0.059 /SqFt
NATURALGAS	103.00 CCF	10,609 KBtu	0.121 KBtu/SqFt	\$335.46	\$3.257 /CCF	\$0.004 /SqFt
SEWER	164.00 CCF			\$672.10	\$4.098 /CCF	\$0.008 /SqFt
WATER	850.00 CCF			\$6,925.90	\$8.148 /CCF	\$0.079 /SqFt
Totals:		132,076 KBtu	1.504 KBtu/SqFt	\$13,138.49		

Energy

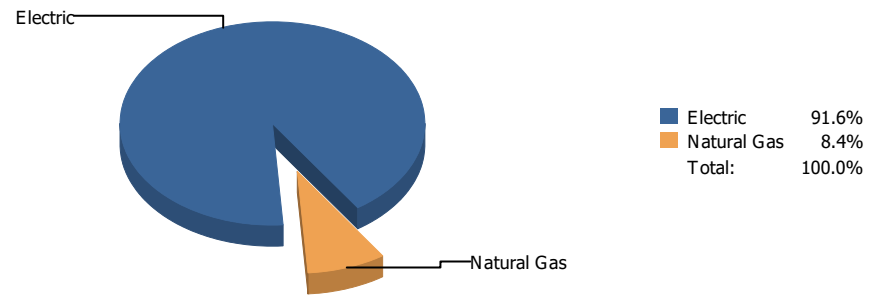


Cost

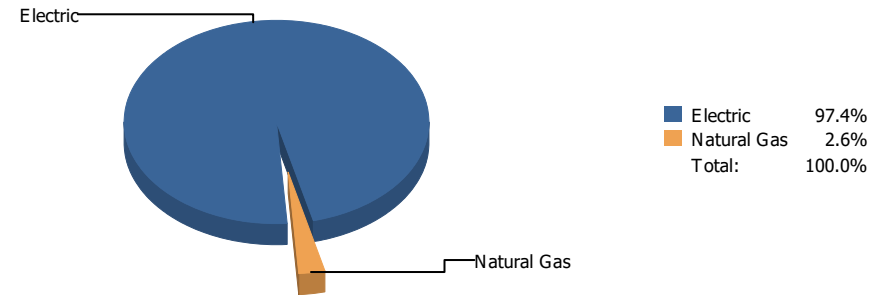


Commodity	Common Use	Energy Use	Energy Use / Area	Total Cost	Cost / Unit	Cost / Area
Place: [POLK] POLK 159 [BUILDING]						
Area: 67,321 SqFt						
Billing Period: Jun 2020						
ELECTRIC	16,580.00 kWh	56,571 KBtu	0.840 KBtu/SqFt	\$2,233.85	\$0.135 /kWh	\$0.033 /SqFt
NATURALGAS	152.00 CCF	15,656 KBtu	0.233 KBtu/SqFt	\$355.22	\$2.337 /CCF	\$0.005 /SqFt
SEWER	150.00 CCF			\$557.80	\$3.719 /CCF	\$0.008 /SqFt
WATER	235.00 CCF			\$787.98	\$3.353 /CCF	\$0.012 /SqFt
Totals:		72,227 KBtu	1.073 KBtu/SqFt	\$3,934.85		

Energy

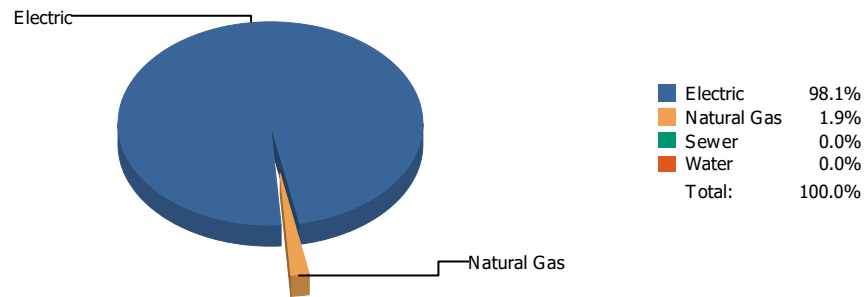


Cost

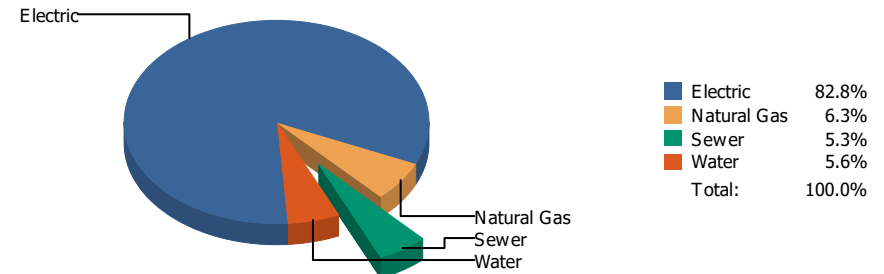


Commodity	Common Use	Energy Use	Energy Use / Area	Total Cost	Cost / Unit	Cost / Area
Place: [POWELL_2] POWELL Area: 79,770 SqFt Billing Period: Jun 2020						
ELECTRIC	31,680.00 kWh	108,092 KBtu	1.355 KBtu/SqFt	\$6,837.04	\$0.216 /kWh	\$0.086 /SqFt
NATURALGAS	96.00 CCF	9,888 KBtu	0.124 KBtu/SqFt	\$185.65	\$1.934 /CCF	\$0.002 /SqFt
Totals:		117,980 KBtu	1.479 KBtu/SqFt	\$7,022.69		

Energy

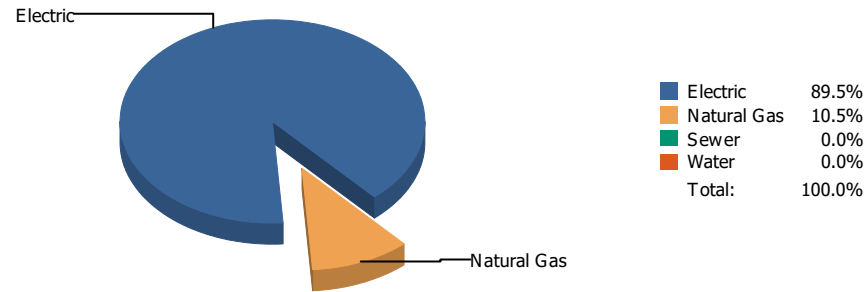


Cost

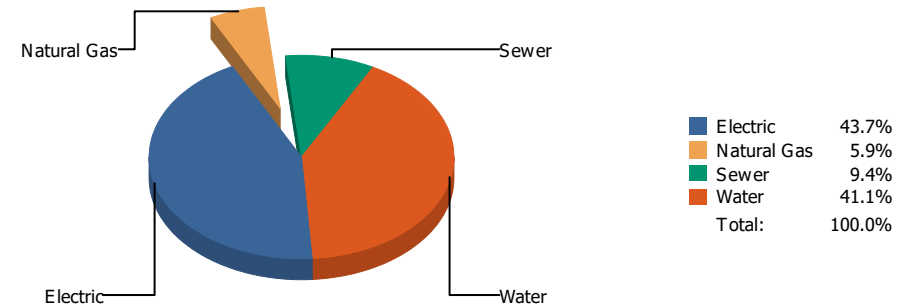


Commodity	Common Use	Energy Use	Energy Use / Area	Total Cost	Cost / Unit	Cost / Area
Place: [PROFESSIONAL-DEV] EPISD PROF DEVELOPMENT CENTER931 [BUILDING]						
Area: 18,400 SqFt						
Billing Period: Jun 2020						
ELECTRIC	12,760.00 kWh	43,537 KBtu	2.366 KBtu/SqFt	\$1,979.14	\$0.155 /kWh	\$0.108 /SqFt
NATURALGAS	8.00 CCF	824 KBtu	0.045 KBtu/SqFt	\$150.22	\$18.778 /CCF	\$0.008 /SqFt
SEWER	20.00 CCF			\$127.26	\$6.363 /CCF	\$0.007 /SqFt
WATER	8.00 CCF			\$133.41	\$16.676 /CCF	\$0.007 /SqFt
Totals:		44,361 KBtu	2.411 KBtu/SqFt	\$2,390.03		

Energy

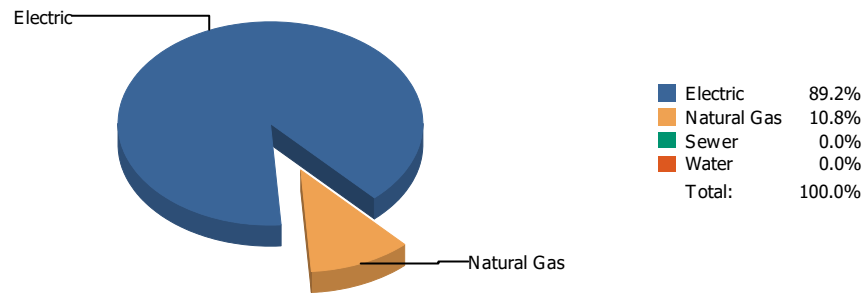


Cost

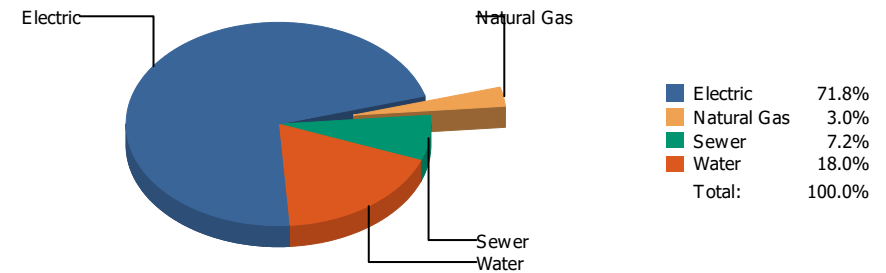


Commodity	Common Use	Energy Use	Energy Use / Area	Total Cost	Cost / Unit	Cost / Area
Place: [PUTNAM] PUTNAM 135 [BUILDING]						
Area: 61,978 SqFt						
Billing Period: Jun 2020						
ELECTRIC	12,400.00 kWh	42,309 KBtu	0.683 KBtu/SqFt	\$2,323.90	\$0.187 /kWh	\$0.037 /SqFt
NATURALGAS	48.00 CCF	4,944 KBtu	0.080 KBtu/SqFt	\$313.34	\$6.528 /CCF	\$0.005 /SqFt
SEWER	123.00 CCF			\$499.33	\$4.060 /CCF	\$0.008 /SqFt
WATER	365.00 CCF			\$2,187.36	\$5.993 /CCF	\$0.035 /SqFt
Totals:		47,253 KBtu	0.762 KBtu/SqFt	\$5,323.93		

Energy

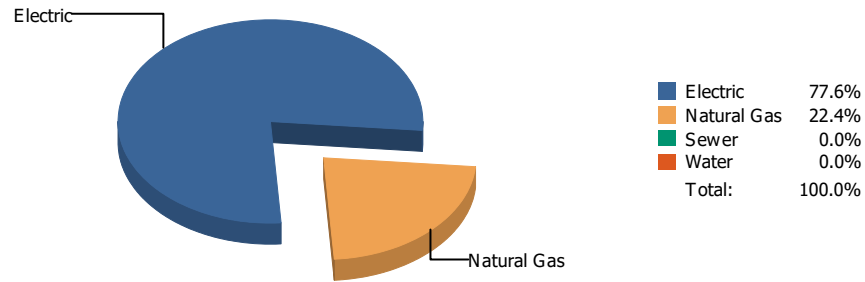


Cost

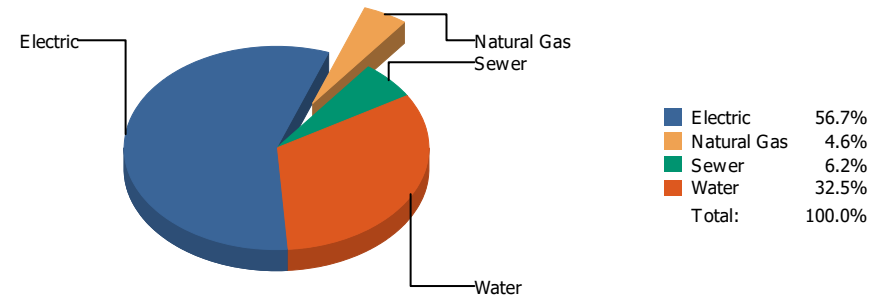


Commodity	Common Use	Energy Use	Energy Use / Area	Total Cost	Cost / Unit	Cost / Area
Place: [RICHARDS] RICHARDSON [BUILDING]						
Area: 115,872 SqFt						
Billing Period: Jun 2020						
ELECTRIC	28,200.00 kWh	96,218 KBtu	0.830 KBtu/SqFt	\$4,550.23	\$0.161 /kWh	\$0.039 /SqFt
NATURALGAS	113.00 CCF	11,639 KBtu	0.100 KBtu/SqFt	\$192.52	\$1.704 /CCF	\$0.002 /SqFt
SEWER	102.00 CCF			\$454.12	\$4.452 /CCF	\$0.004 /SqFt
WATER	210.00 CCF			\$1,143.14	\$5.444 /CCF	\$0.010 /SqFt
Totals:		107,857 KBtu	0.931 KBtu/SqFt	\$6,340.01		

Energy

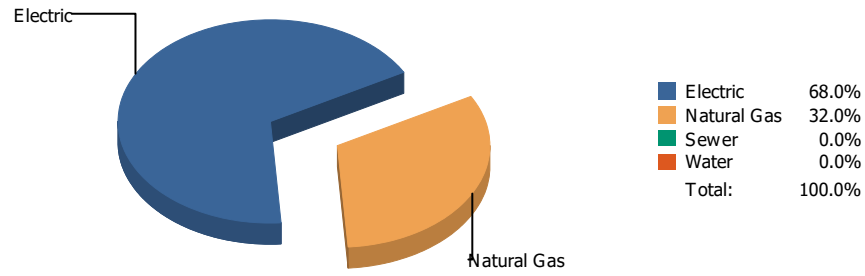


Cost

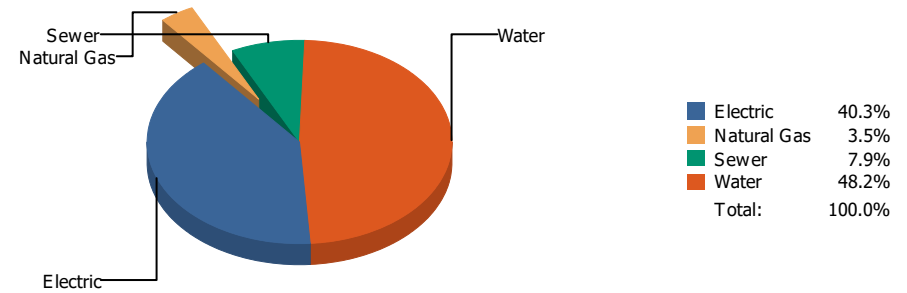


Commodity	Common Use	Energy Use	Energy Use / Area	Total Cost	Cost / Unit	Cost / Area
Place: [RIVERA] RIVERA 156 [BUILDING] Area: 77,562 SqFt Billing Period: Jun 2020						
ELECTRIC	29,518.00 kWh	100,715 KBtu	1.299 KBtu/SqFt	\$4,967.78	\$0.168 /kWh	\$0.064 /SqFt
NATURALGAS	282.00 CCF	29,046 KBtu	0.374 KBtu/SqFt	\$407.57	\$1.445 /CCF	\$0.005 /SqFt
SEWER	95.00 CCF			\$544.77	\$5.734 /CCF	\$0.007 /SqFt
WATER	474.00 CCF			\$2,846.29	\$6.005 /CCF	\$0.037 /SqFt
Totals:		129,761 KBtu	1.673 KBtu/SqFt	\$8,766.41		

Energy

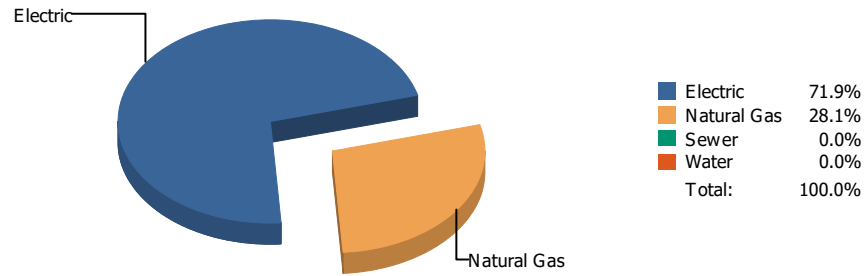


Cost

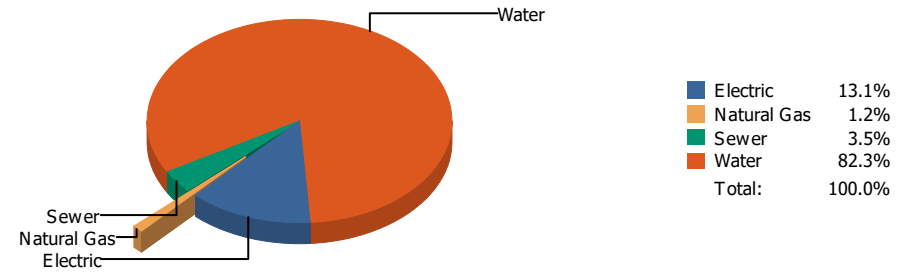


Commodity	Common Use	Energy Use	Energy Use / Area	Total Cost	Cost / Unit	Cost / Area
Place: [ROBERTS] ROBERTS 136 [BUILDING]						
Area: 81,457 SqFt						
Billing Period: Jun 2020						
ELECTRIC	16,940.00 kWh	57,799 KBtu	0.710 KBtu/SqFt	\$2,880.40	\$0.170 /kWh	\$0.035 /SqFt
NATURALGAS	264.00 CCF	27,192 KBtu	0.334 KBtu/SqFt	\$253.37	\$0.960 /CCF	\$0.003 /SqFt
SEWER	152.00 CCF			\$562.12	\$3.698 /CCF	\$0.007 /SqFt
WATER	632.00 CCF			\$3,444.06	\$5.449 /CCF	\$0.042 /SqFt
Totals:		84,991 KBtu	1.043 KBtu/SqFt	\$7,139.95		

Energy

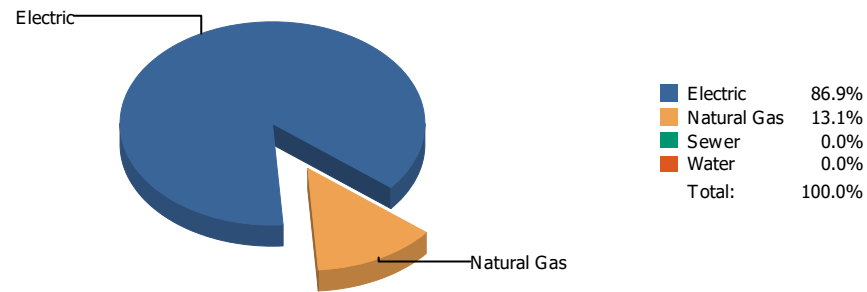


Cost

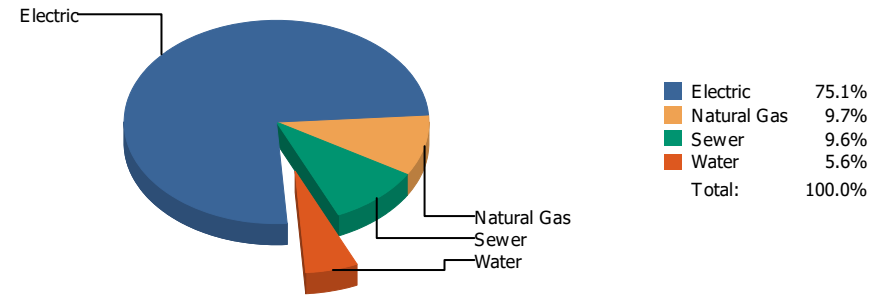


Commodity	Common Use	Energy Use	Energy Use / Area	Total Cost	Cost / Unit	Cost / Area
Place: [ROSS] ROSS 042 [BUILDING] Area: 131,497 SqFt Billing Period: Jun 2020						
ELECTRIC	26,471.00 kWh	90,319 KBtu	0.687 KBtu/SqFt	\$3,185.82	\$0.120 /kWh	\$0.024 /SqFt
NATURALGAS	342.00 CCF	35,226 KBtu	0.268 KBtu/SqFt	\$284.79	\$0.833 /CCF	\$0.002 /SqFt
SEWER	282.00 CCF			\$842.92	\$2.989 /CCF	\$0.006 /SqFt
WATER	2,909.00 CCF			\$20,030.99	\$6.886 /CCF	\$0.152 /SqFt
Totals:		125,545 KBtu	0.955 KBtu/SqFt	\$24,344.52		

Energy

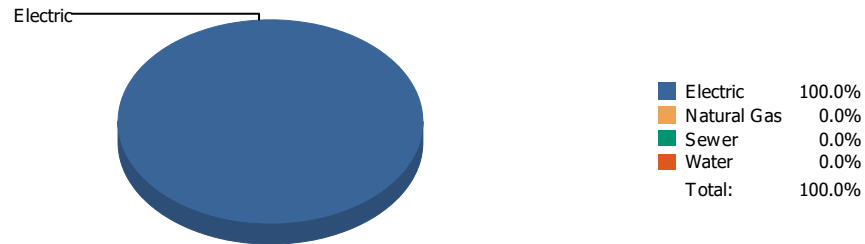


Cost

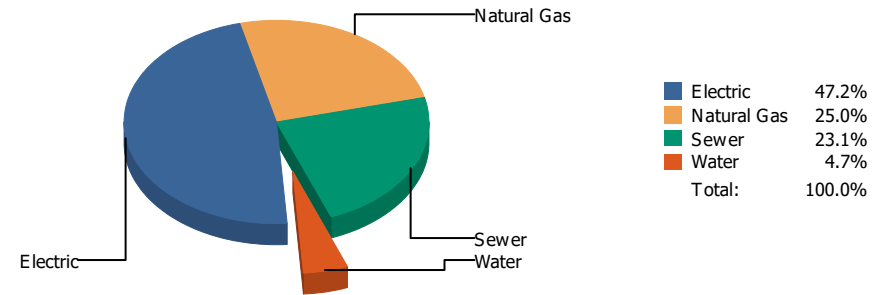


Commodity	Common Use	Energy Use	Energy Use / Area	Total Cost	Cost / Unit	Cost / Area
Place: [RUSK] RUSK 138 [BUILDING] Area: 67,240 SqFt Billing Period: Jun 2020						
ELECTRIC	14,983.00 kWh	51,122 KBtu	0.760 KBtu/SqFt	\$2,505.18	\$0.167 /kWh	\$0.037 /SqFt
NATURALGAS	75.00 CCF	7,725 KBtu	0.115 KBtu/SqFt	\$324.20	\$4.323 /CCF	\$0.005 /SqFt
SEWER	50.00 CCF			\$319.54	\$6.391 /CCF	\$0.005 /SqFt
WATER	19.00 CCF			\$187.77	\$9.883 /CCF	\$0.003 /SqFt
Totals:		58,847 KBtu	0.875 KBtu/SqFt	\$3,336.69		

Energy



Cost



Commodity	Common Use	Energy Use	Energy Use / Area	Total Cost	Cost / Unit	Cost / Area
Place: [SAN-JAC] SAN JACINTO 139 [BUILDING] Area: 29,589 SqFt Billing Period: Jun 2020						
ELECTRIC	2,300.00 kWh	7,848 KBtu	0.265 KBtu/SqFt	\$277.88	\$0.121 /kWh	\$0.009 /SqFt
NATURALGAS	0.00 CCF	0 KBtu	0.000 KBtu/SqFt	\$146.99	\$0.000 /CCF	\$0.005 /SqFt
SEWER	14.00 CCF			\$136.01	\$9.715 /CCF	\$0.005 /SqFt
WATER	1.00 CCF			\$27.52	\$27.520 /CCF	\$0.001 /SqFt
Totals:		7,848 KBtu	0.265 KBtu/SqFt	\$588.40		

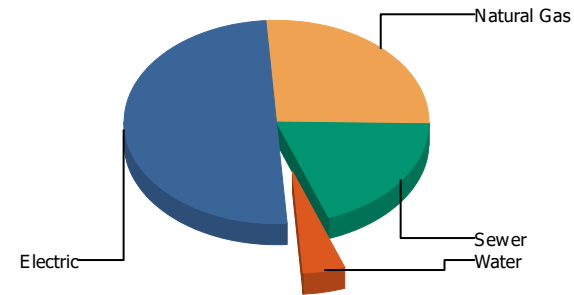
Energy

Electric



Electric	100.0%
Natural Gas	0.0%
Sewer	0.0%
Water	0.0%
Total:	100.0%

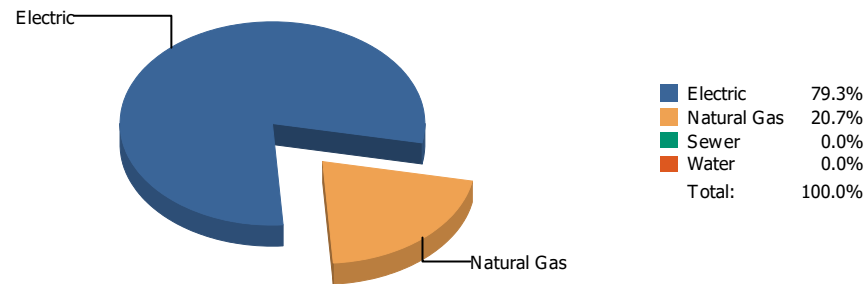
Cost



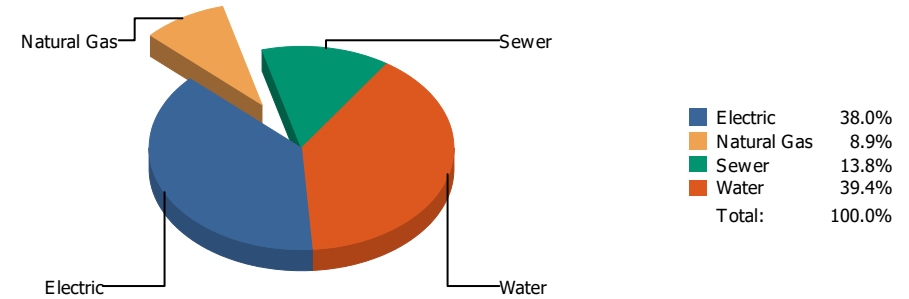
Electric	49.9%
Natural Gas	26.5%
Sewer	19.1%
Water	4.5%
Total:	100.0%

Commodity	Common Use	Energy Use	Energy Use / Area	Total Cost	Cost / Unit	Cost / Area
Place: [SCHUSTER] SCHUSTER 140 [BUILDING]						
Area: 34,371 SqFt						
Billing Period: Jun 2020						
ELECTRIC	255.00 kWh	870 KBtu	0.025 KBtu/SqFt	\$277.14	\$1.087 /kWh	\$0.008 /SqFt
NATURALGAS	0.00 CCF	0 KBtu	0.000 KBtu/SqFt	\$146.99	\$0.000 /CCF	\$0.004 /SqFt
SEWER	0.00 CCF			\$105.77	\$0.000 /CCF	\$0.003 /SqFt
WATER	0.00 CCF			\$25.17	\$0.000 /CCF	\$0.001 /SqFt
Totals:		870 KBtu	0.025 KBtu/SqFt	\$555.07		

Energy

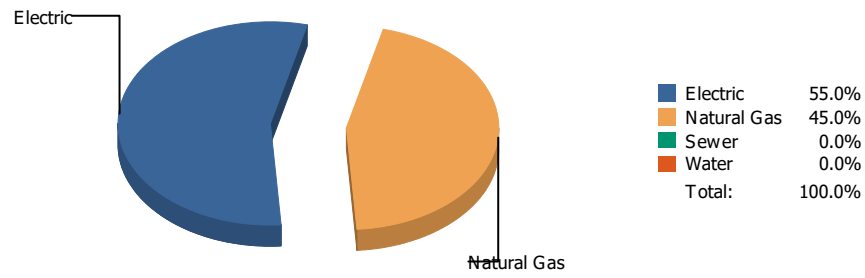


Cost

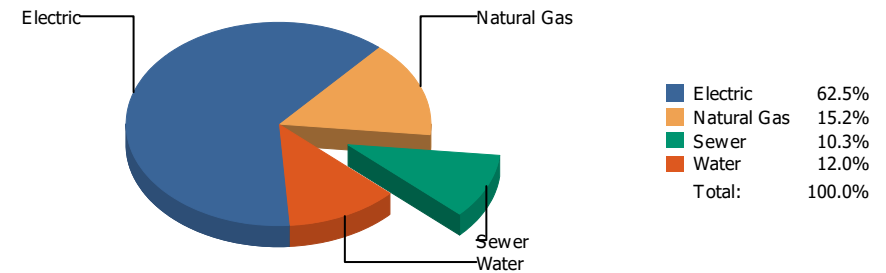


Commodity	Common Use	Energy Use	Energy Use / Area	Total Cost	Cost / Unit	Cost / Area
Place: [STANTON] STANTON 141 [BUILDING]						
Area: 75,957 SqFt						
Billing Period: Jun 2020						
ELECTRIC	9,943.00 kWh	33,926 KBtu	0.447 KBtu/SqFt	\$1,410.74	\$0.142 /kWh	\$0.018 /SqFt
NATURALGAS	86.00 CCF	8,858 KBtu	0.117 KBtu/SqFt	\$328.60	\$3.821 /CCF	\$0.004 /SqFt
SEWER	149.00 CCF			\$511.67	\$3.434 /CCF	\$0.007 /SqFt
WATER	385.00 CCF			\$1,461.03	\$3.795 /CCF	\$0.019 /SqFt
Totals:		42,784 KBtu	0.563 KBtu/SqFt	\$3,712.04		

Energy



Cost



Commodity	Common Use	Energy Use	Energy Use / Area	Total Cost	Cost / Unit	Cost / Area
Place: [SUNSET-HIGH_1] SUNSET HIGH SCHOOL [BUILDING]						
Area: 33,263 SqFt						
Billing Period: Jun 2020						
ELECTRIC	11,520.00 kWh	39,306 KBtu	1.182 KBtu/SqFt	\$1,124.85	\$0.098 /kWh	\$0.034 /SqFt
NATURALGAS	312.00 CCF	32,136 KBtu	0.966 KBtu/SqFt	\$272.82	\$0.874 /CCF	\$0.008 /SqFt
SEWER	37.00 CCF			\$185.69	\$5.019 /CCF	\$0.006 /SqFt
WATER	42.00 CCF			\$216.65	\$5.158 /CCF	\$0.007 /SqFt
Totals:		71,442 KBtu	2.148 KBtu/SqFt	\$1,800.01		

Energy

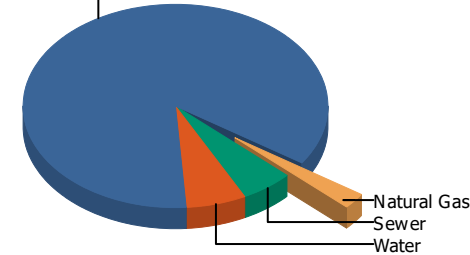
Electric



Electric	100.0%
Natural Gas	0.0%
Sewer	0.0%
Water	0.0%
Total:	100.0%

Cost

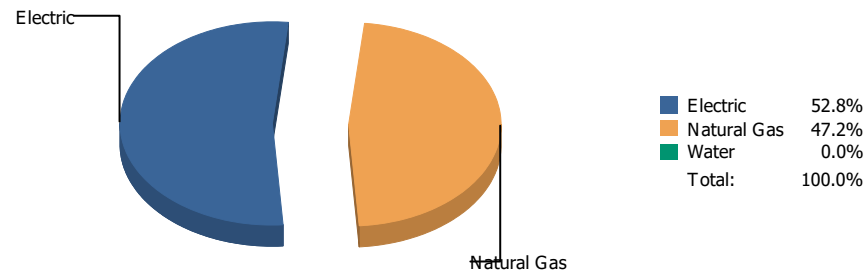
Electric



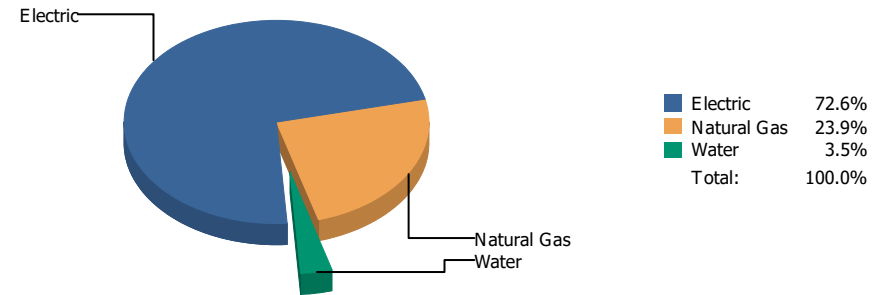
Electric	85.5%
Natural Gas	2.7%
Sewer	5.4%
Water	6.5%
Total:	100.0%

Commodity	Common Use	Energy Use	Energy Use / Area	Total Cost	Cost / Unit	Cost / Area
Place: [TELLES] R. TELLES ACADEMY 027 [BUILDING]						
Area: 38,000 SqFt						
Billing Period: Jun 2020						
ELECTRIC	33,000.00 kWh	112,596 KBtu	2.963 KBtu/SqFt	\$4,687.32	\$0.142 /kWh	\$0.123 /SqFt
NATURALGAS	0.00 CCF	0 KBtu	0.000 KBtu/SqFt	\$146.99	\$0.000 /CCF	\$0.004 /SqFt
SEWER	28.00 CCF			\$294.28	\$10.510 /CCF	\$0.008 /SqFt
WATER	35.00 CCF			\$353.68	\$10.105 /CCF	\$0.009 /SqFt
Totals:		112,596 KBtu	2.963 KBtu/SqFt	\$5,482.27		

Energy

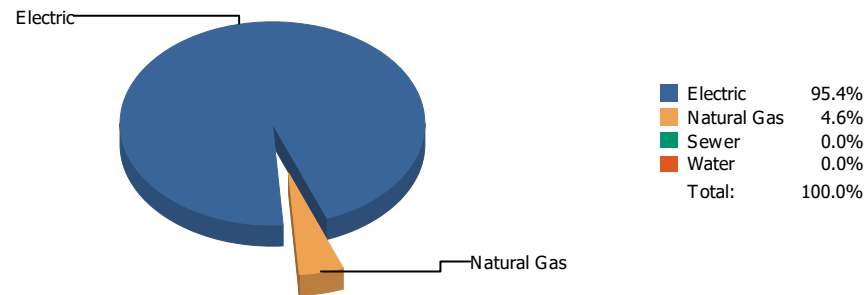


Cost

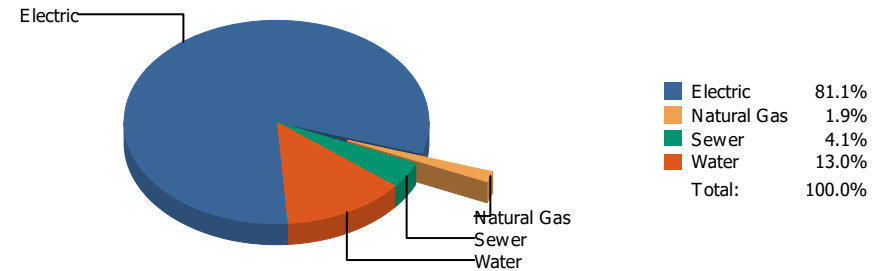


Commodity	Common Use	Energy Use	Energy Use / Area	Total Cost	Cost / Unit	Cost / Area
Place: [TERRACE] TERRACE HILLS 048 [BUILDING] Area: 138,021 SqFt Billing Period: Jun 2020						
ELECTRIC	9,900.00 kWh	33,779 KBtu	0.245 KBtu/SqFt	\$1,251.31	\$0.126 /kWh	\$0.009 /SqFt
NATURALGAS	293.00 CCF	30,179 KBtu	0.219 KBtu/SqFt	\$412.04	\$1.406 /CCF	\$0.003 /SqFt
WATER	0.00 CCF			\$59.49	\$0.000 /CCF	\$0.000 /SqFt
Totals:		63,958 KBtu	0.463 KBtu/SqFt	\$1,722.84		

Energy

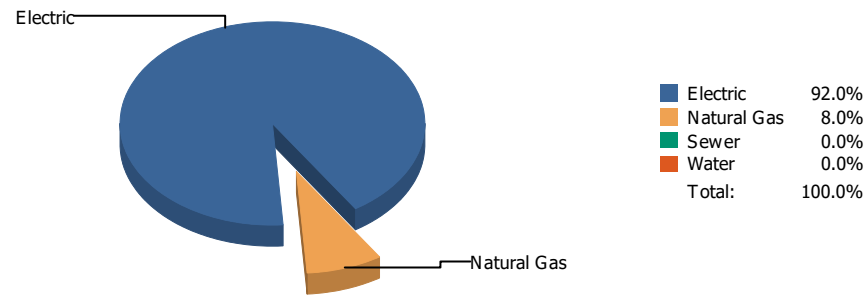


Cost

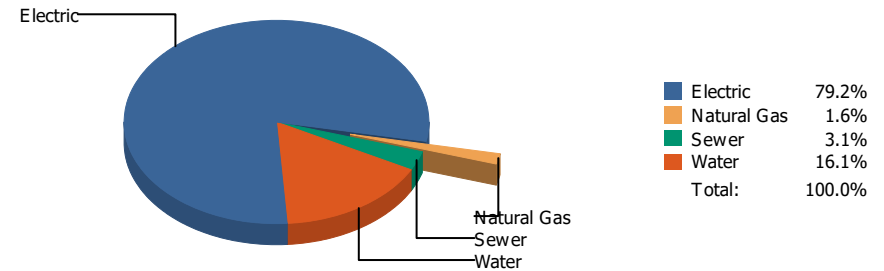


Commodity	Common Use	Energy Use	Energy Use / Area	Total Cost	Cost / Unit	Cost / Area
Place: [TIPPENELEMENTARY] TIPPIN ELEMENTARY 168 [BUILDING]						
Area: 88,360 SqFt						
Billing Period: Jun 2020						
ELECTRIC	64,680.00 kWh	220,688 KBtu	2.498 KBtu/SqFt	\$8,217.71	\$0.127 /kWh	\$0.093 /SqFt
NATURALGAS	103.00 CCF	10,609 KBtu	0.120 KBtu/SqFt	\$188.75	\$1.833 /CCF	\$0.002 /SqFt
SEWER	85.00 CCF			\$417.40	\$4.911 /CCF	\$0.005 /SqFt
WATER	259.00 CCF			\$1,314.47	\$5.075 /CCF	\$0.015 /SqFt
Totals:		231,297 KBtu	2.618 KBtu/SqFt	\$10,138.33		

Energy

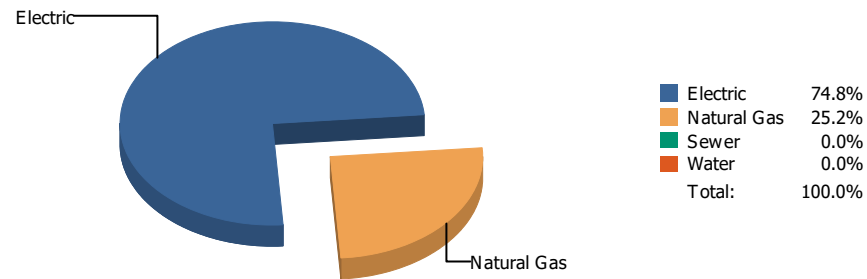


Cost

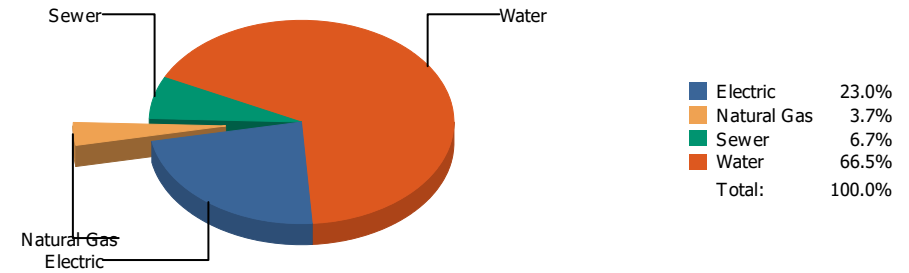


Commodity	Common Use	Energy Use	Energy Use / Area	Total Cost	Cost / Unit	Cost / Area
Place: [TOMLEA_2] TOM LEA 178 [BUILDING]						
Area: 88,828 SqFt						
Billing Period: Jun 2020						
ELECTRIC	42,760.00 kWh	145,897 KBtu	1.642 KBtu/SqFt	\$9,983.11	\$0.233 /kWh	\$0.112 /SqFt
NATURALGAS	123.00 CCF	12,669 KBtu	0.143 KBtu/SqFt	\$196.55	\$1.598 /CCF	\$0.002 /SqFt
SEWER	72.00 CCF			\$389.32	\$5.407 /CCF	\$0.004 /SqFt
WATER	358.00 CCF			\$2,031.72	\$5.675 /CCF	\$0.023 /SqFt
Totals:		158,566 KBtu	1.785 KBtu/SqFt	\$12,600.70		

Energy

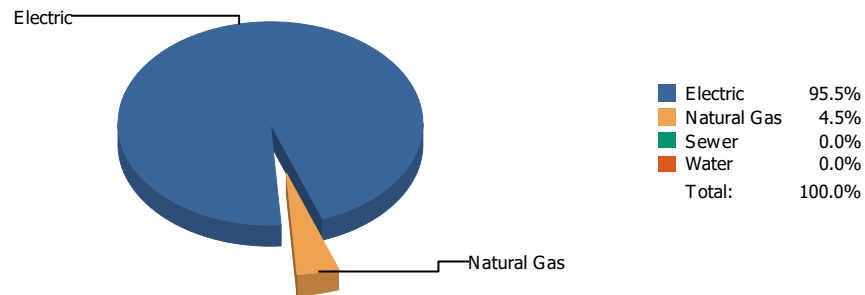


Cost

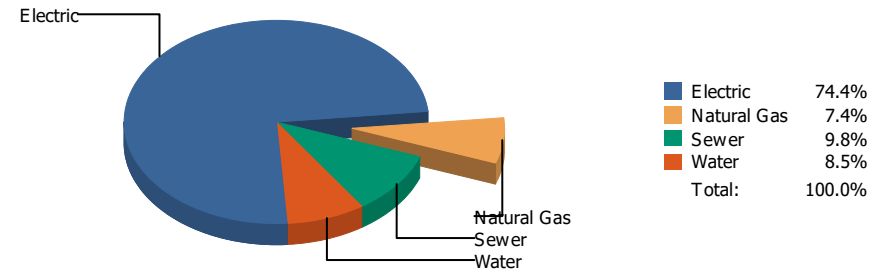


Commodity	Common Use	Energy Use	Energy Use / Area	Total Cost	Cost / Unit	Cost / Area
Place: [TRAVIS] TRAVIS 143 [BUILDING] Area: 78,925 SqFt Billing Period: Jun 2020						
ELECTRIC	8,160.00 kWh	27,842 KBtu	0.353 KBtu/SqFt	\$1,133.77	\$0.139 /kWh	\$0.014 /SqFt
NATURALGAS	91.00 CCF	9,373 KBtu	0.119 KBtu/SqFt	\$183.64	\$2.018 /CCF	\$0.002 /SqFt
SEWER	66.00 CCF			\$332.39	\$5.036 /CCF	\$0.004 /SqFt
WATER	522.00 CCF			\$3,279.26	\$6.282 /CCF	\$0.041 /SqFt
Totals:		37,215 KBtu	0.472 KBtu/SqFt	\$4,929.06		

Energy

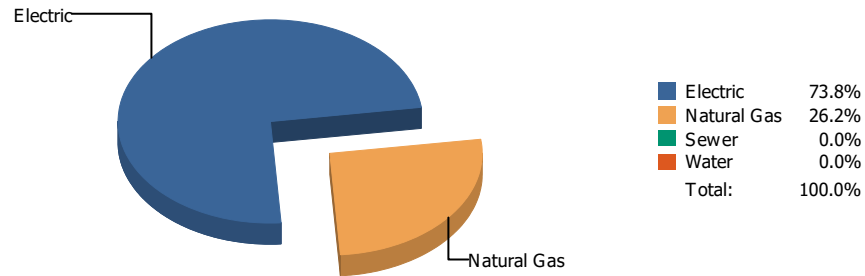


Cost

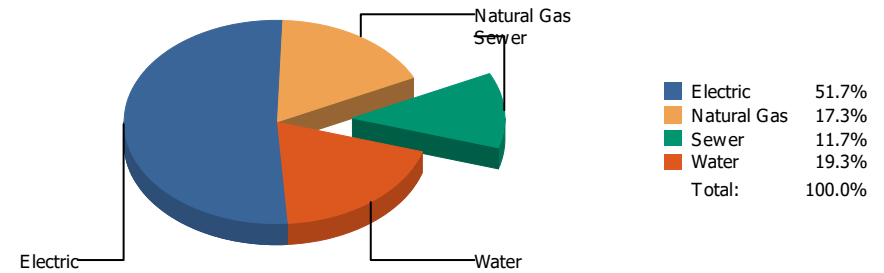


Commodity	Common Use	Energy Use	Energy Use / Area	Total Cost	Cost / Unit	Cost / Area
Place: [VILAS] VILAS 144 [BUILDING] Area: 66,992 SqFt Billing Period: Jun 2020						
ELECTRIC	21,858.00 kWh	74,579 KBtu	1.113 KBtu/SqFt	\$4,575.32	\$0.209 /kWh	\$0.068 /SqFt
NATURALGAS	34.00 CCF	3,502 KBtu	0.052 KBtu/SqFt	\$454.70	\$13.374 /CCF	\$0.007 /SqFt
SEWER	82.00 CCF			\$600.20	\$7.320 /CCF	\$0.009 /SqFt
WATER	60.00 CCF			\$520.02	\$8.667 /CCF	\$0.008 /SqFt
Totals:		78,081 KBtu	1.166 KBtu/SqFt	\$6,150.24		

Energy



Cost



Commodity	Common Use	Energy Use	Energy Use / Area	Total Cost	Cost / Unit	Cost / Area
Place: [WAINWRIG] WAINWRIGHT 145 [BUILDING] Area: 38,227 SqFt Billing Period: Jun 2020						
ELECTRIC	9,869.00 kWh	33,673 KBtu	0.881 KBtu/SqFt	\$1,018.52	\$0.103 /kWh	\$0.027 /SqFt
NATURALGAS	116.00 CCF	11,948 KBtu	0.313 KBtu/SqFt	\$340.72	\$2.937 /CCF	\$0.009 /SqFt
SEWER	9.00 CCF			\$230.98	\$25.664 /CCF	\$0.006 /SqFt
WATER	61.00 CCF			\$379.25	\$6.217 /CCF	\$0.010 /SqFt
Totals:		45,621 KBtu	1.193 KBtu/SqFt	\$1,969.47		

Energy

Electric



■ Electric 100.0%
Total: 100.0%

Cost

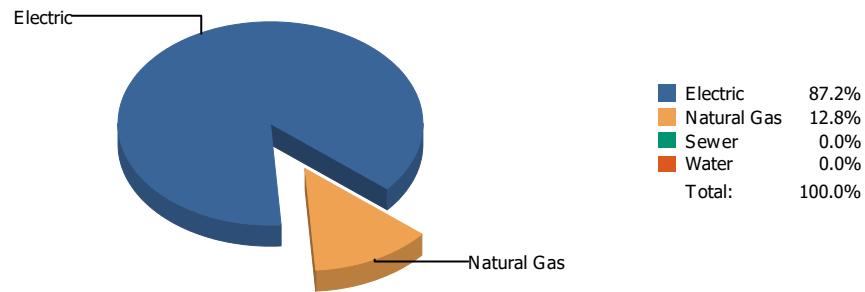
Electric



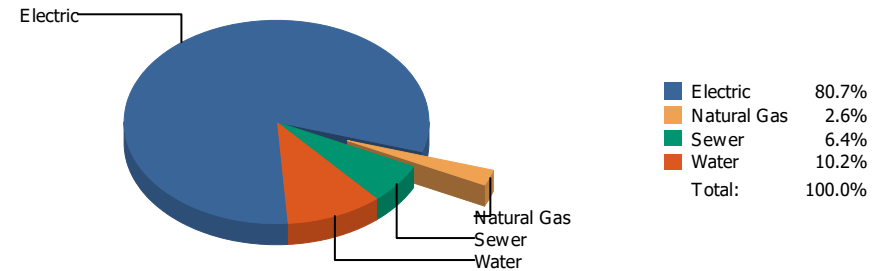
■ Electric 100.0%
Total: 100.0%

Commodity	Common Use	Energy Use	Energy Use / Area	Total Cost	Cost / Unit	Cost / Area
Place: [WESTSIDE] WESTSIDE TRANSPORTATION 951 [BUILDING]						
Area: 4,040 SqFt						
Billing Period: Jun 2020						
ELECTRIC	1,332.00 kWh	4,545 KBtu	1.125 KBtu/SqFt	\$190.75	\$0.143 /kWh	\$0.047 /SqFt
Totals:		4,545 KBtu	1.125 KBtu/SqFt	\$190.75		

Energy

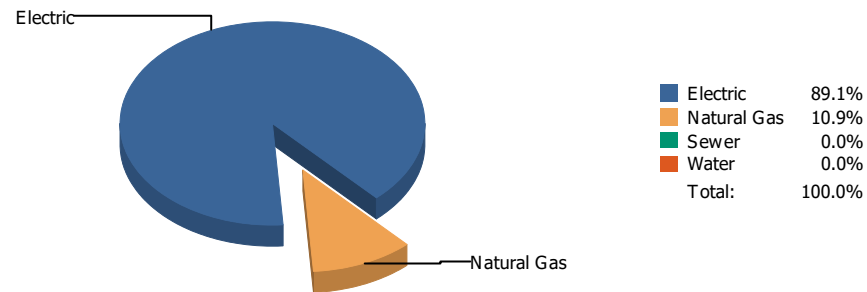


Cost

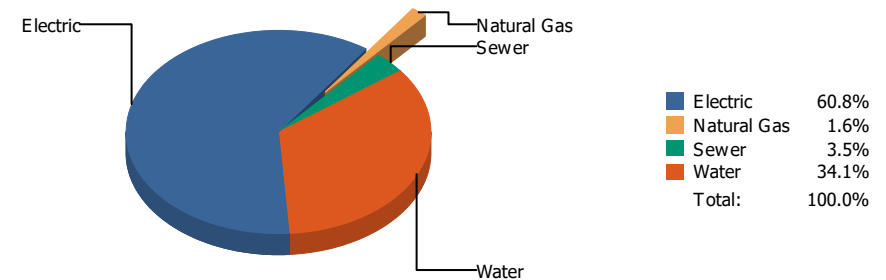


Commodity	Common Use	Energy Use	Energy Use / Area	Total Cost	Cost / Unit	Cost / Area
Place: [W-HILLS] WESTERN HILLS 146 [BUILDING] Area: 77,753 SqFt Billing Period: Jun 2020						
ELECTRIC	36,600.00 kWh	124,879 KBtu	1.606 KBtu/SqFt	\$6,703.27	\$0.183 /kWh	\$0.086 /SqFt
NATURALGAS	178.00 CCF	18,334 KBtu	0.236 KBtu/SqFt	\$218.72	\$1.229 /CCF	\$0.003 /SqFt
SEWER	81.00 CCF			\$535.07	\$6.606 /CCF	\$0.007 /SqFt
WATER	224.00 CCF			\$847.52	\$3.784 /CCF	\$0.011 /SqFt
Totals:		143,213 KBtu	1.842 KBtu/SqFt	\$8,304.58		

Energy

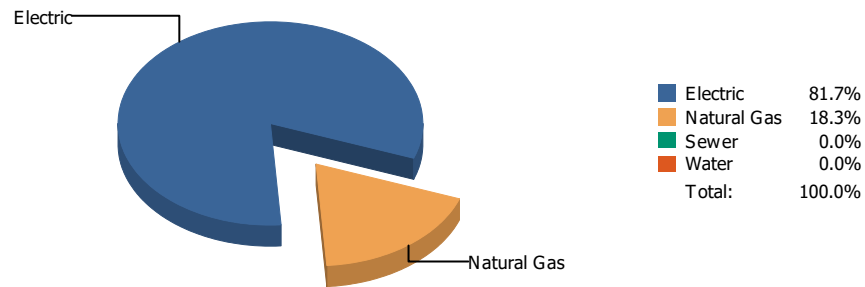


Cost

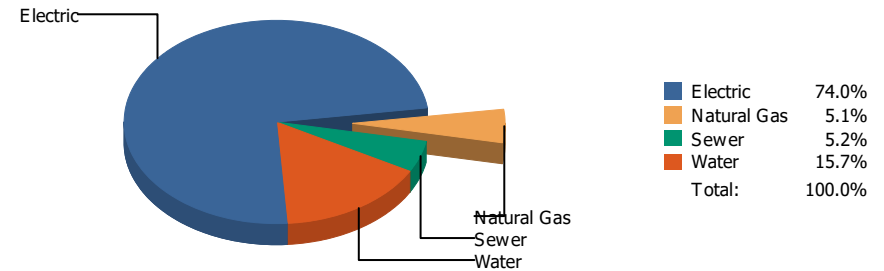


Commodity	Common Use	Energy Use	Energy Use / Area	Total Cost	Cost / Unit	Cost / Area
Place: [WHITAKER] WHITAKER 153 [BUILDING]						
Area: 89,458 SqFt						
Billing Period: Jun 2020						
ELECTRIC	39,120.00 kWh	133,477 KBtu	1.492 KBtu/SqFt	\$7,788.99	\$0.199 /kWh	\$0.087 /SqFt
NATURALGAS	158.00 CCF	16,274 KBtu	0.182 KBtu/SqFt	\$210.65	\$1.333 /CCF	\$0.002 /SqFt
SEWER	48.00 CCF			\$443.25	\$9.234 /CCF	\$0.005 /SqFt
WATER	1,294.00 CCF			\$4,362.95	\$3.372 /CCF	\$0.048 /SqFt
Totals:		149,751 KBtu	1.674 KBtu/SqFt	\$12,805.84		

Energy

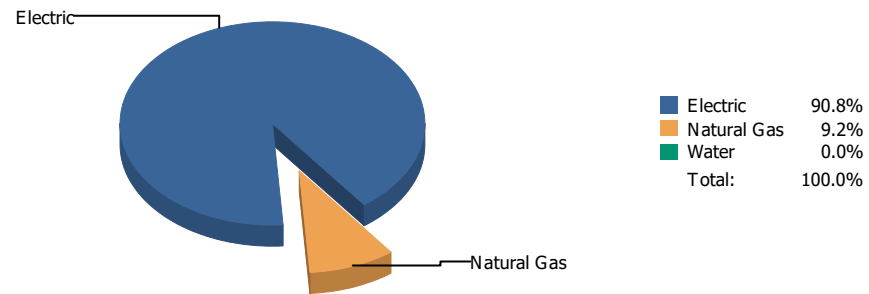


Cost

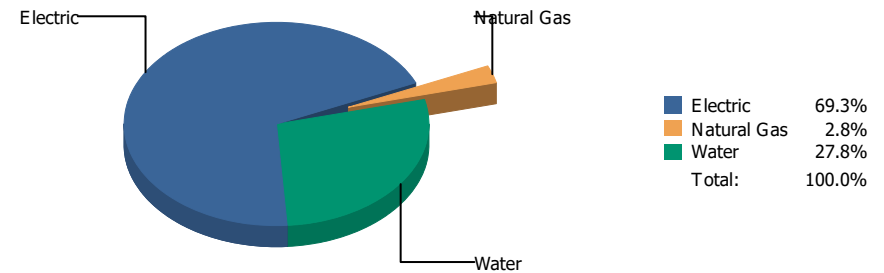


Commodity	Common Use	Energy Use	Energy Use / Area	Total Cost	Cost / Unit	Cost / Area
Place: [WHITE] ZACH WHITE ELEMENTARY NEW-1997 [BUILDING]						
Area: 92,458 SqFt						
Billing Period: Jun 2020						
ELECTRIC	30,000.00 kWh	102,360 KBtu	1.107 KBtu/SqFt	\$5,558.20	\$0.185 /kWh	\$0.060 /SqFt
NATURALGAS	222.00 CCF	22,866 KBtu	0.247 KBtu/SqFt	\$383.55	\$1.728 /CCF	\$0.004 /SqFt
SEWER	82.00 CCF			\$388.66	\$4.740 /CCF	\$0.004 /SqFt
WATER	323.00 CCF			\$1,183.26	\$3.663 /CCF	\$0.013 /SqFt
Totals:		125,226 KBtu	1.354 KBtu/SqFt	\$7,513.67		

Energy



Cost



Commodity	Common Use	Energy Use	Energy Use / Area	Total Cost	Cost / Unit	Cost / Area
Place: [WIGGS] WIGGS 052 [BUILDING]						
Area: 110,689 SqFt						
Billing Period: Jun 2020						
ELECTRIC	31,480.00 kWh	107,410 KBtu	0.970 KBtu/SqFt	\$4,633.20	\$0.147 /kWh	\$0.042 /SqFt
NATURALGAS	106.00 CCF	10,918 KBtu	0.099 KBtu/SqFt	\$189.68	\$1.789 /CCF	\$0.002 /SqFt
WATER	509.00 CCF			\$1,861.32	\$3.657 /CCF	\$0.017 /SqFt
Totals:		118,328 KBtu	1.069 KBtu/SqFt	\$6,684.20		

Energy

Electric



■ Electric 100.0%
 ■ Natural Gas 0.0%
 Total: 100.0%

Cost

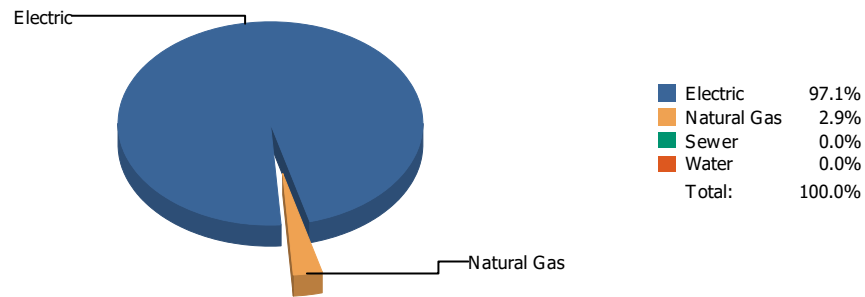
Electric



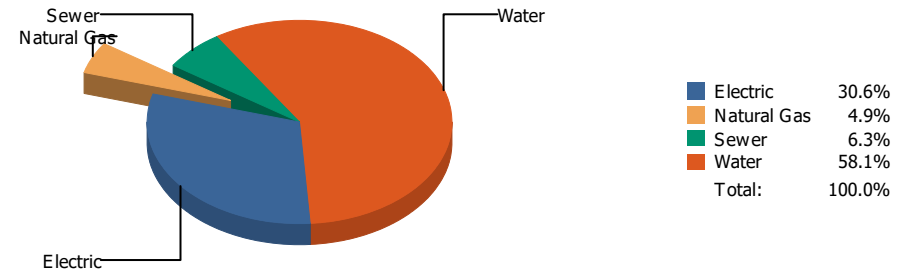
■ Electric 67.7%
 ■ Natural Gas 32.3%
 Total: 100.0%

Commodity	Common Use	Energy Use	Energy Use / Area	Total Cost	Cost / Unit	Cost / Area
Place: [ZANEGREYWAREHOUSE] ZANE GREY WAREHOUSE [BUILDING]						
Area: 0 SqFt						
Billing Period: Jun 2020						
ELECTRIC	935.00 kWh	3,190 KBtu		\$307.78	\$0.329 /kWh	
NATURALGAS	0.00 CCF	0 KBtu		\$146.99	\$0.000 /CCF	
Totals:		3,190 KBtu		\$454.77		

Energy

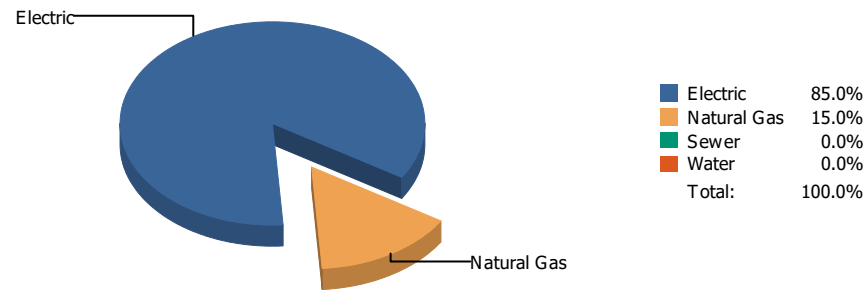


Cost

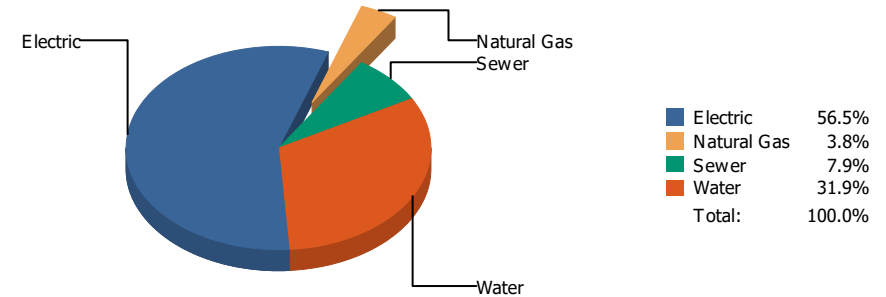


Commodity	Common Use	Energy Use	Energy Use / Area	Total Cost	Cost / Unit	Cost / Area
Place: [ZAVALA] ZAVALA 148 [BUILDING]						
Area: 53,356 SqFt						
Billing Period: Jun 2020						
ELECTRIC	7,016.00 kWh	23,939 KBtu	0.449 KBtu/SqFt	\$927.49	\$0.132 /kWh	\$0.017 /SqFt
NATURALGAS	7.00 CCF	721 KBtu	0.014 KBtu/SqFt	\$149.81	\$21.401 /CCF	\$0.003 /SqFt
SEWER	40.00 CCF			\$192.17	\$4.804 /CCF	\$0.004 /SqFt
WATER	245.00 CCF			\$1,759.99	\$7.184 /CCF	\$0.033 /SqFt
Totals:		24,660 KBtu	0.462 KBtu/SqFt	\$3,029.46		

Energy



Cost



Commodity	Common Use	Energy Use	Energy Use / Area	Total Cost	Cost / Unit	Cost / Area
Place Summary Report						
Area: 10,731,292 SqFt						
Billing Period: Jun 2020						
ELECTRIC	3,057,665.00 kWh	10,432,753 KBtu	0.972 KBtu/SqFt	\$474,044.02	\$0.155 /kWh	\$0.044 /SqFt
NATURALGAS	17,835.00 CCF	1,837,005 KBtu	0.171 KBtu/SqFt	\$31,670.92	\$1.776 /CCF	\$0.003 /SqFt
SEWER	17,174.00 CCF			\$66,166.41	\$3.853 /CCF	\$0.006 /SqFt
WATER	56,307.00 CCF			\$267,422.58	\$4.749 /CCF	\$0.025 /SqFt
Totals:		12,269,758 KBtu	1.143 KBtu/SqFt	\$839,303.93		

* Please note per area calculations only include buildings with a floor area greater than 0.

Requested by: eagarci2

Client version:

Report version: 9

Filters: Meters in Building Name: Not one of ZACH WHITE MODULAR SCHOOL 147;START SCHOOL EARLY 1 DAY VALUE;STADIUM RATE CHANGES;SKY PARK IB1;SKY PARK I 200;SKY PARK;ROOSEVELT 137;REMCON COTTAGES;PARKDALE COTTAGES 957;NORTHEAST BOOK DEPOSITORY 814;NEW COMPUTERS SINCE JUNE 1990;Lighting;HERCULES COTTAGES 141A;CANYON HILLS PORTABLES;Butterfield Trail Warehouse;BRANON COTTAGES 955 ;BLUE FLAME BLDG.;BARCELONA COTTAGES;ALL REFUNDS AND REBATES; ; Bill is Void Equals 0; Account is Active Equals 1; Bill is from External Vendor Equals 1; ; Billing Period Equals Jun 2020

Record count: 0