

elpaso

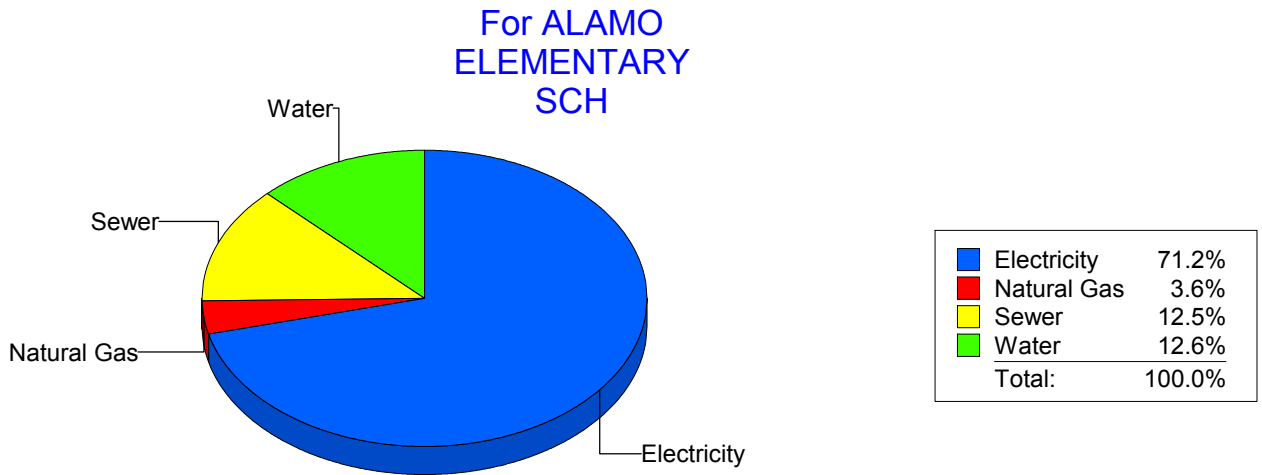
Energy CAP

Cost Avoidance Program

Cost Summary Graph

Grouped by Energy Type

Energy Type	Use	Units	Meter Cost	Special Charges	Total Cost	Avg Unit Cost	% of Total Cost
Site: ALAMO ELEMENTARY SCH - ALAMO ELEMENTARY SCH							
Electricity	2,500	KWH	\$727.67	\$0.00	\$727.67	0.2911	71.21%
Natural Gas	0	CCF	\$37.02	\$0.00	\$37.02	0.0000	3.62%
Water	0	CCF	\$129.02	\$0.00	\$129.02	0.0000	12.63%
Sewer	0	CCF	\$128.22	\$0.00	\$128.22	0.0000	12.55%
Total Cost:			\$1,021.93	\$0.00	\$1,021.93		



Filters: Cost Center Name Not Equal To DoNotReport; Billing Period Equal To 201206All Meter CodesAll Group Names

el paso

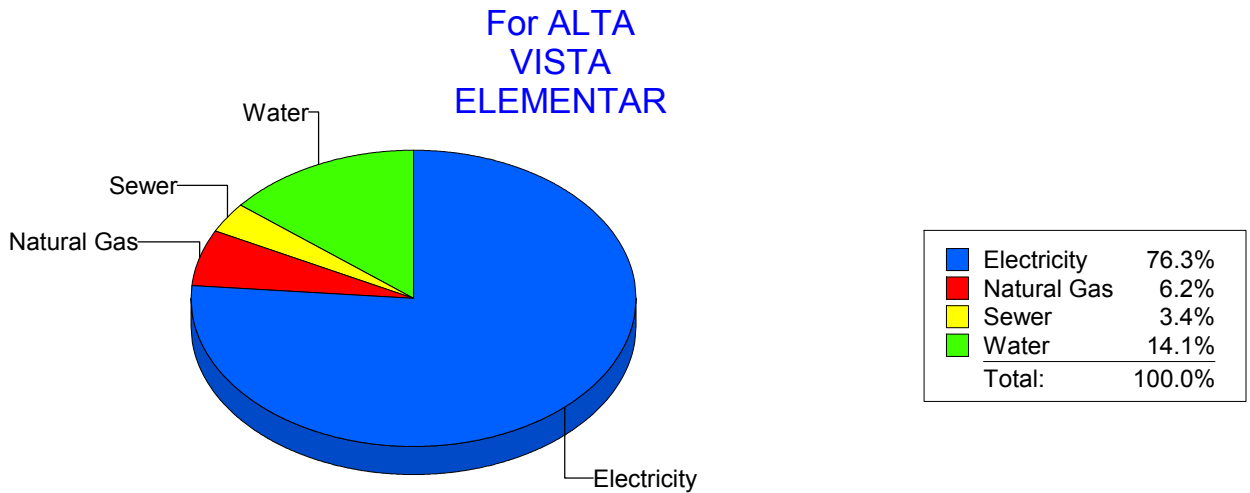
Energy CAP

Cost Avoidance Program

Cost Summary Graph

Grouped by Energy Type

Energy Type	Use	Units	Meter Cost	Special Charges	Total Cost	Avg Unit Cost	% of Total Cost
Site: ALTA VISTA ELEMENTAR - ALTA VISTA ELEMENTAR							
Electricity	18,000	KWH	\$3,707.19	\$0.00	\$3,707.19	0.2060	76.30%
Natural Gas	486	CCF	\$303.41	\$0.00	\$303.41	0.6243	6.24%
Water	240	CCF	\$683.22	\$0.00	\$683.22	2.8468	14.06%
Sewer	77	CCF	\$164.98	\$0.00	\$164.98	2.1426	3.40%
Total Cost:			\$4,858.80	\$0.00	\$4,858.80		



Filters: Cost Center Name Not Equal To DoNotReport; Billing Period Equal To 201206All Meter CodesAll Group Names

elpaso

Energy CAP

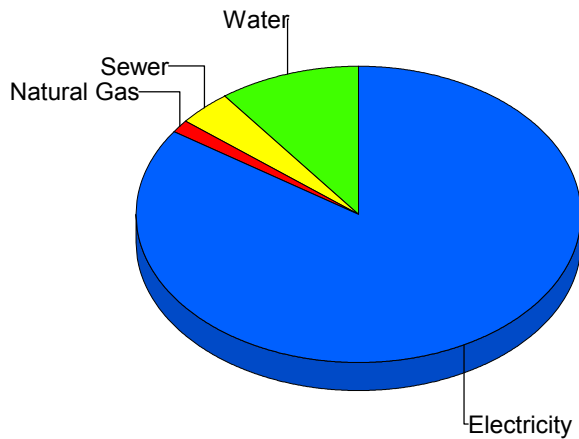
Cost Avoidance Program

Cost Summary Graph

Grouped by Energy Type

Energy Type	Use	Units	Meter Cost	Special Charges	Total Cost	Avg Unit Cost	% of Total Cost
Site: ANDRESS HIGH SCHOOL - ANDRESS HIGH SCHOOL							
Electricity	147,320	KWH	\$20,187.52	\$0.00	\$20,187.52	0.1370	84.34%
Natural Gas	577	CCF	\$386.12	\$0.00	\$386.12	0.6692	1.61%
Water	1,215	CCF	\$2,475.96	\$0.00	\$2,475.96	2.0378	10.34%
Sewer	569	CCF	\$887.13	\$0.00	\$887.13	1.5591	3.71%
Total Cost:			\$23,936.73	\$0.00	\$23,936.73		

For ANDRESS HIGH SCHOOL



Electricity	84.3%
Natural Gas	1.6%
Sewer	3.7%
Water	10.3%
Total:	100.0%

Filters: Cost Center Name Not Equal To DoNotReport; Billing Period Equal To 201206All Meter CodesAll Group Names

elpaso

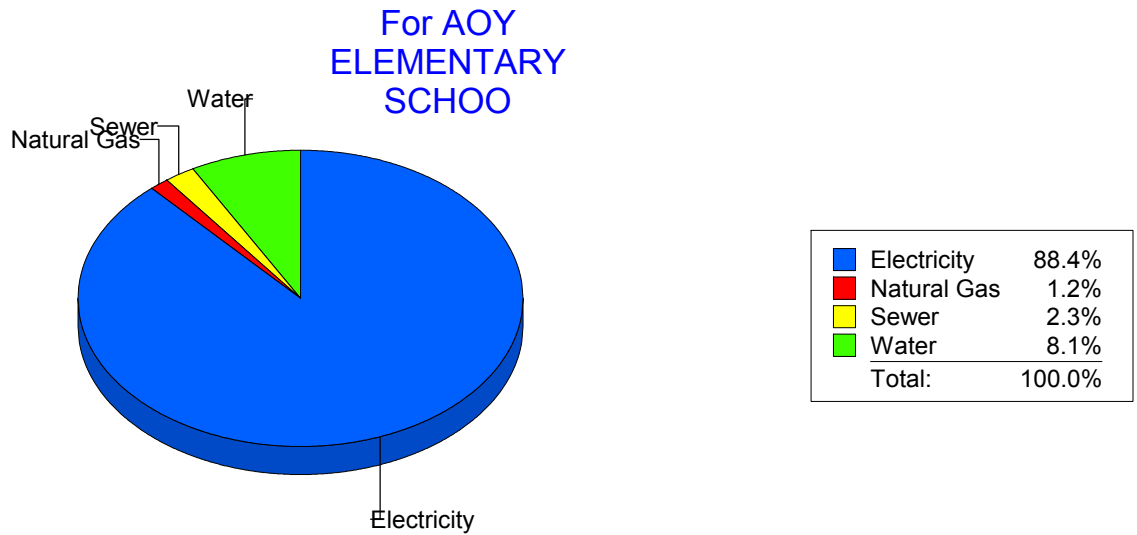
Energy CAP

Cost Avoidance Program

Cost Summary Graph

Grouped by Energy Type

Energy Type	Use	Units	Meter Cost	Special Charges	Total Cost	Avg Unit Cost	% of Total Cost
Site: AOY ELEMENTARY SCHOO - AOY ELEMENTARY SCHOO							
Electricity	107,416	KWH	\$14,176.26	\$0.00	\$14,176.26	0.1320	88.40%
Natural Gas	272	CCF	\$198.66	\$0.00	\$198.66	0.7304	1.24%
Water	351	CCF	\$1,296.57	\$0.00	\$1,296.57	3.6939	8.09%
Sewer	73	CCF	\$364.90	\$0.00	\$364.90	4.9986	2.28%
Total Cost:			\$16,036.39	\$0.00	\$16,036.39		



Filters: Cost Center Name Not Equal To DoNotReport; Billing Period Equal To 201206All Meter CodesAll Group Names

elpaso

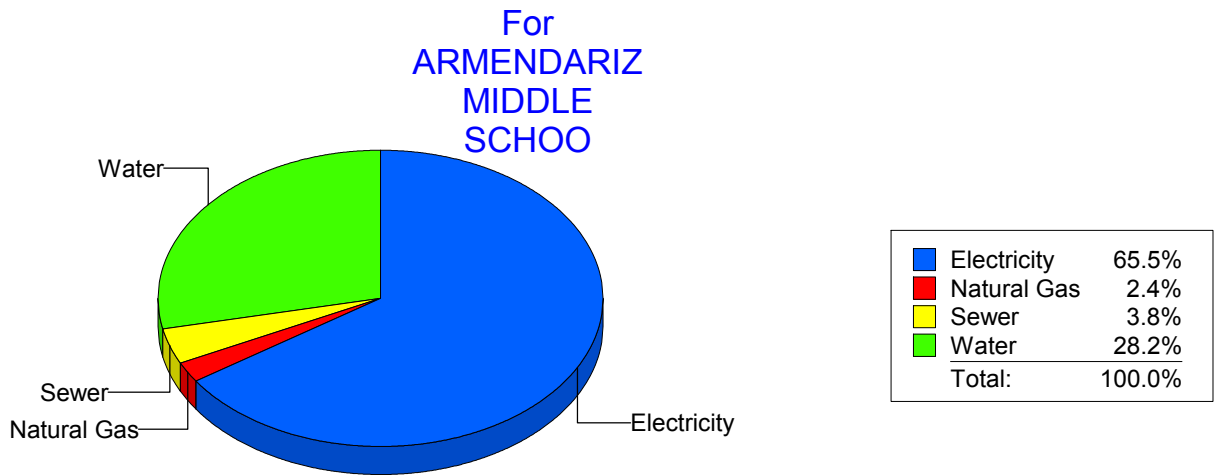
Energy CAP

Cost Avoidance Program

Cost Summary Graph

Grouped by Energy Type

Energy Type	Use	Units	Meter Cost	Special Charges	Total Cost	Avg Unit Cost	% of Total Cost
Site: ARMENDARIZ MIDDLE SCHOO - ARMENDARIZ MIDDLE SCHOO							
Electricity	57,500	KWH	\$8,583.42	\$0.00	\$8,583.42	0.1493	65.50%
Natural Gas	585	CCF	\$316.70	\$0.00	\$316.70	0.5414	2.42%
Water	1,139	CCF	\$3,701.02	\$0.00	\$3,701.02	3.2494	28.24%
Sewer	218	CCF	\$503.89	\$0.00	\$503.89	2.3114	3.85%
Total Cost:			\$13,105.03	\$0.00	\$13,105.03		



Filters: Cost Center Name Not Equal To DoNotReport; Billing Period Equal To 201206All Meter CodesAll Group Names

el Paso

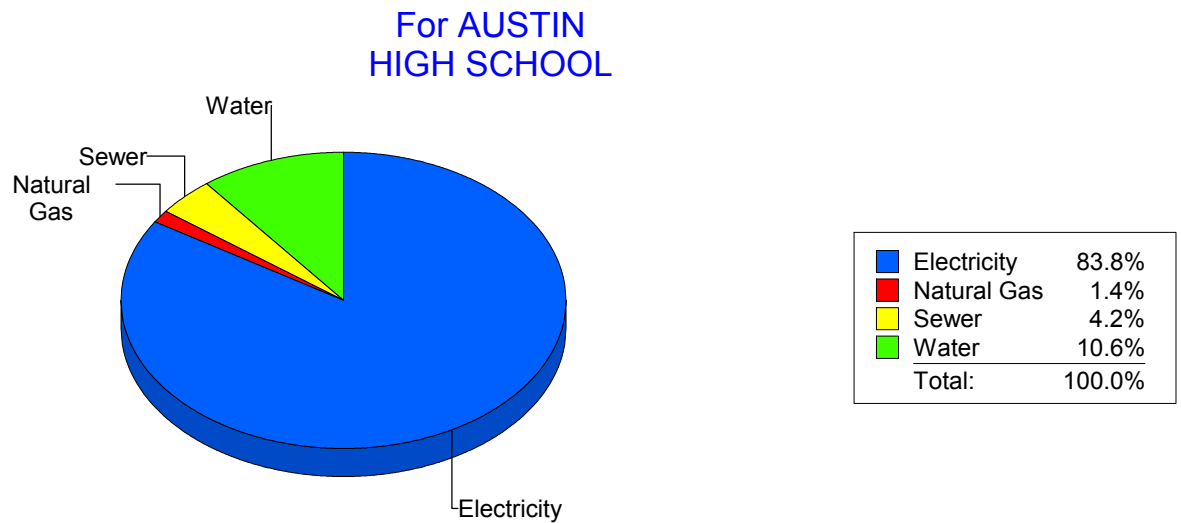
Energy CAP

Cost Avoidance Program

Cost Summary Graph

Grouped by Energy Type

Energy Type	Use	Units	Meter Cost	Special Charges	Total Cost	Avg Unit Cost	% of Total Cost
Site: AUSTIN HIGH SCHOOL - AUSTIN HIGH SCHOOL							
Electricity	241,483	KWH	\$25,754.53	\$0.00	\$25,754.53	0.1067	83.82%
Natural Gas	690	CCF	\$435.93	\$0.00	\$435.93	0.6318	1.42%
Water	1,207	CCF	\$3,247.17	\$0.00	\$3,247.17	2.6903	10.57%
Sewer	551	CCF	\$1,286.65	\$0.00	\$1,286.65	2.3351	4.19%
Total Cost:			\$30,724.28	\$0.00	\$30,724.28		



Filters: Cost Center Name Not Equal To DoNotReport; Billing Period Equal To 201206All Meter CodesAll Group Names

elpaso

Energy CAP

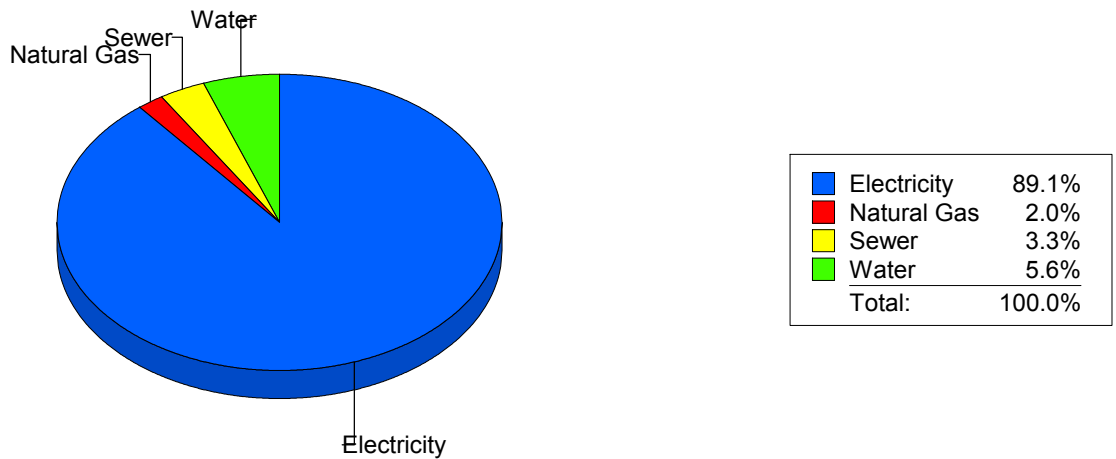
Cost Avoidance Program

Cost Summary Graph

Grouped by Energy Type

Energy Type	Use	Units	Meter Cost	Special Charges	Total Cost	Avg Unit Cost	% of Total Cost
Site: BARRON - BARRON							
Electricity	58,526	KWH	\$8,980.98	\$0.00	\$8,980.98	0.1535	89.12%
Natural Gas	283	CCF	\$204.18	\$0.00	\$204.18	0.7215	2.03%
Water	68	CCF	\$563.17	\$0.00	\$563.17	8.2819	5.59%
Sewer	66	CCF	\$328.71	\$0.00	\$328.71	4.9805	3.26%
Total Cost:			\$10,077.04	\$0.00	\$10,077.04		

For BARRON



Filters: Cost Center Name Not Equal To DoNotReport; Billing Period Equal To 201206All Meter CodesAll Group Names

el paso

Energy CAP

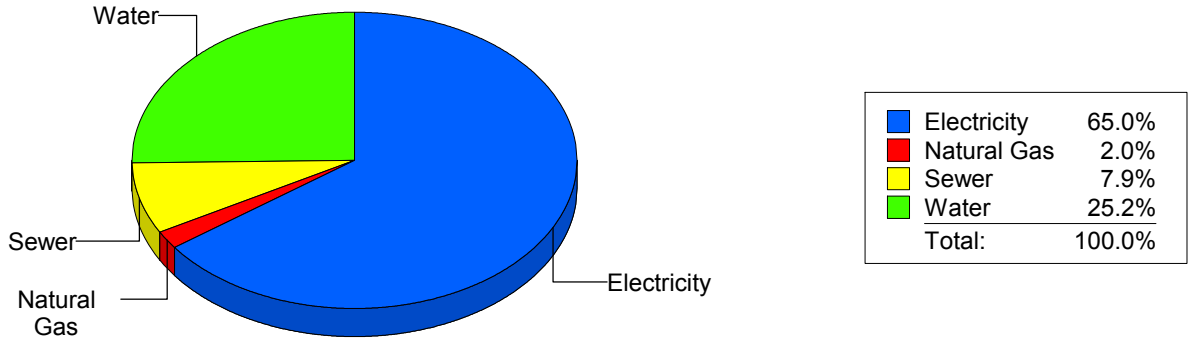
Cost Avoidance Program

Cost Summary Graph

Grouped by Energy Type

Energy Type	Use	Units	Meter Cost	Special Charges	Total Cost	Avg Unit Cost	% of Total Cost
Site: BASSET MIDDLE SCHOOL - BASSET MIDDLE SCHOOL							
Electricity	45,895	KWH	\$7,140.02	\$0.00	\$7,140.02	0.1556	64.97%
Natural Gas	235	CCF	\$217.15	\$0.00	\$217.15	0.9240	1.98%
Water	1,294	CCF	\$2,765.97	\$0.00	\$2,765.97	2.1375	25.17%
Sewer	553	CCF	\$866.17	\$0.00	\$866.17	1.5663	7.88%
Total Cost:			\$10,989.31	\$0.00	\$10,989.31		

For BASSET MIDDLE SCHOOL



Filters: Cost Center Name Not Equal To DoNotReport; Billing Period Equal To 201206All Meter CodesAll Group Names

el Paso

Energy CAP

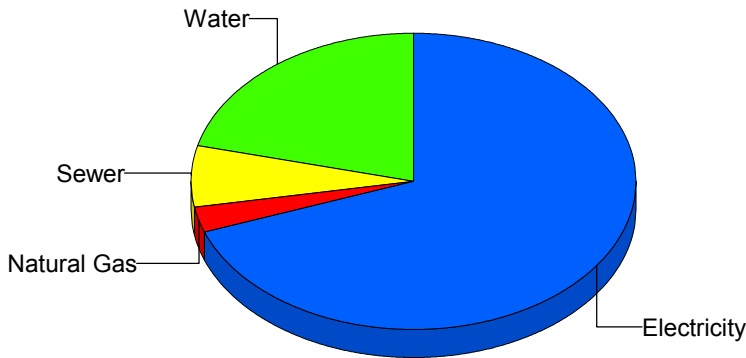
Cost Avoidance Program

Cost Summary Graph

Grouped by Energy Type

Energy Type	Use	Units	Meter Cost	Special Charges	Total Cost	Avg Unit Cost	% of Total Cost
Site: BEALL ELEMENTARY SCH - BEALL ELEMENTARY SCH							
Electricity	13,371	KWH	\$2,609.88	\$0.00	\$2,609.88	0.1952	69.32%
Natural Gas	96	CCF	\$110.96	\$0.00	\$110.96	1.1558	2.95%
Water	261	CCF	\$789.97	\$0.00	\$789.97	3.0267	20.98%
Sewer	86	CCF	\$254.40	\$0.00	\$254.40	2.9581	6.76%
Total Cost:			\$3,765.21	\$0.00	\$3,765.21		

For BEALL
ELEMENTARY
SCH



Electricity	69.3%
Natural Gas	2.9%
Sewer	6.8%
Water	21.0%
Total:	100.0%

Filters: Cost Center Name Not Equal To DoNotReport; Billing Period Equal To 201206All Meter CodesAll Group Names

elpaso

Energy CAP

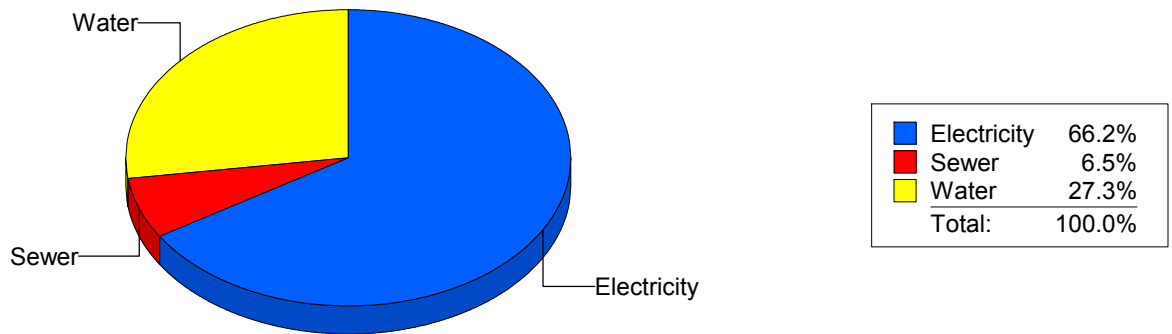
Cost Avoidance Program

Cost Summary Graph

Grouped by Energy Type

Energy Type	Use	Units	Meter Cost	Special Charges	Total Cost	Avg Unit Cost	% of Total Cost
Site: BLISS ELEMENTARY - BLISS ELEMENTARY							
Electricity	14,817	KWH	\$3,015.42	\$0.00	\$3,015.42	0.2035	66.19%
Water	401	CCF	\$1,242.38	\$0.00	\$1,242.38	3.0982	27.27%
Sewer	119	CCF	\$297.63	\$0.00	\$297.63	2.5011	6.53%
Total Cost:			\$4,555.43	\$0.00	\$4,555.43		

For BLISS ELEMENTARY



Filters: Cost Center Name Not Equal To DoNotReport; Billing Period Equal To 201206All Meter CodesAll Group Names

elpaso

Energy CAP

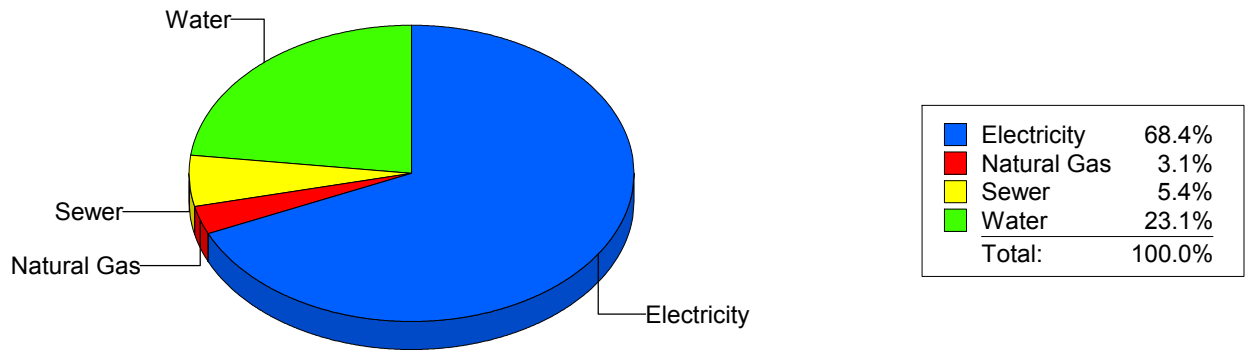
Cost Avoidance Program

Cost Summary Graph

Grouped by Energy Type

Energy Type	Use	Units	Meter Cost	Special Charges	Total Cost	Avg Unit Cost	% of Total Cost
Site: BOND - BOND ELEMENTARY							
Electricity	16,150	KWH	\$4,003.99	\$0.00	\$4,003.99	0.2479	68.41%
Natural Gas	237	CCF	\$181.30	\$0.00	\$181.30	0.7650	3.10%
Water	350	CCF	\$1,352.03	\$0.00	\$1,352.03	3.8629	23.10%
Sewer	79	CCF	\$315.89	\$0.00	\$315.89	3.9986	5.40%
Total Cost:			\$5,853.21	\$0.00	\$5,853.21		

For BOND ELEMENTARY



Filters: Cost Center Name Not Equal To DoNotReport; Billing Period Equal To 201206All Meter CodesAll Group Names

elpaso

Energy CAP

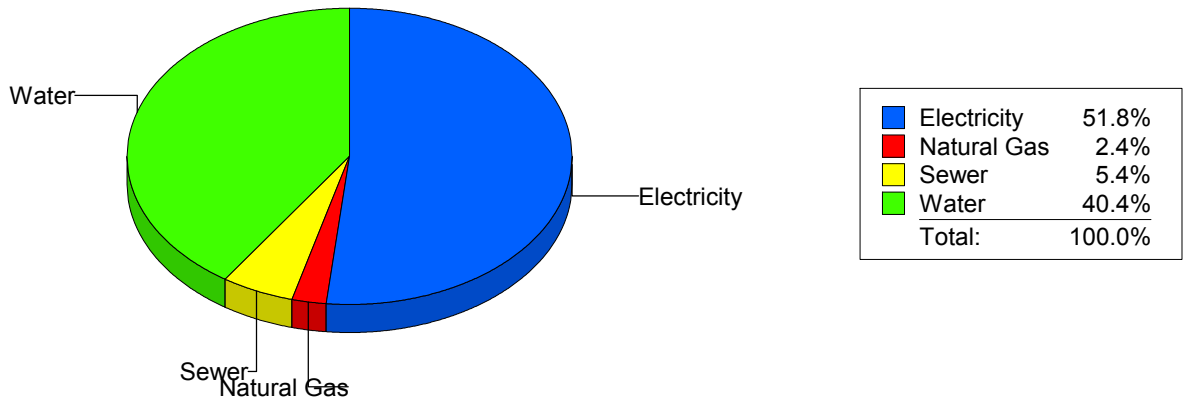
Cost Avoidance Program

Cost Summary Graph

Grouped by Energy Type

Energy Type	Use	Units	Meter Cost	Special Charges	Total Cost	Avg Unit Cost	% of Total Cost
Site: BONHAM ELEMENTARY SC - BONHAM ELEMENTARY SC							
Electricity	15,097	KWH	\$3,020.70	\$0.00	\$3,020.70	0.2001	51.79%
Natural Gas	156	CCF	\$140.56	\$0.00	\$140.56	0.9010	2.41%
Water	673	CCF	\$2,357.70	\$0.00	\$2,357.70	3.5033	40.42%
Sewer	144	CCF	\$314.12	\$0.00	\$314.12	2.1814	5.39%
Total Cost:			\$5,833.08	\$0.00	\$5,833.08		

For BONHAM ELEMENTARY SC



Filters: Cost Center Name Not Equal To DoNotReport; Billing Period Equal To 201206All Meter CodesAll Group Names

elpaso

Energy CAP

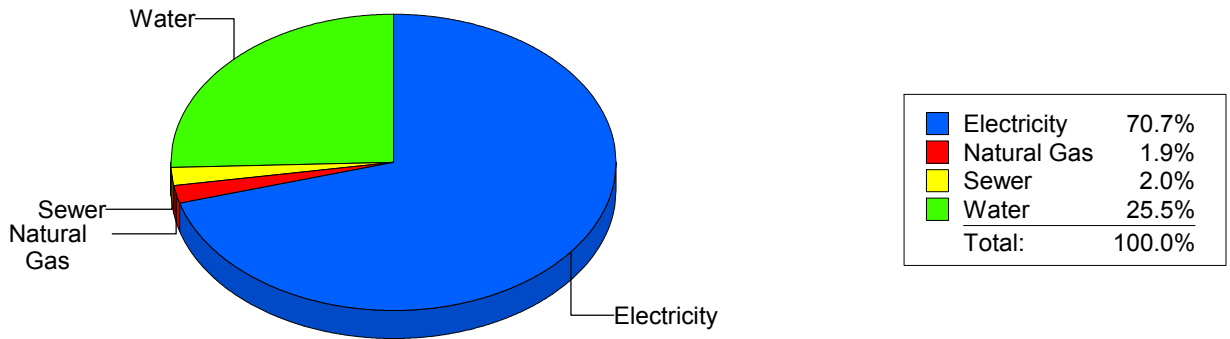
Cost Avoidance Program

Cost Summary Graph

Grouped by Energy Type

Energy Type	Use	Units	Meter Cost	Special Charges	Total Cost	Avg Unit Cost	% of Total Cost
Site: BOWIE HIGH SCHOOL - BOWIE HIGH SCHOOL							
Electricity	288,282	KWH	\$30,579.34	\$0.00	\$30,579.34	0.1061	70.67%
Natural Gas	1,567	CCF	\$820.25	\$0.00	\$820.25	0.5235	1.90%
Water	7,888	CCF	\$11,021.28	\$0.00	\$11,021.28	1.3972	25.47%
Sewer	325	CCF	\$849.91	\$0.00	\$849.91	2.6151	1.96%
Total Cost:			\$43,270.78	\$0.00	\$43,270.78		

For BOWIE HIGH SCHOOL



Filters: Cost Center Name Not Equal To DoNotReport; Billing Period Equal To 201206All Meter CodesAll Group Names

el Paso

Energy CAP

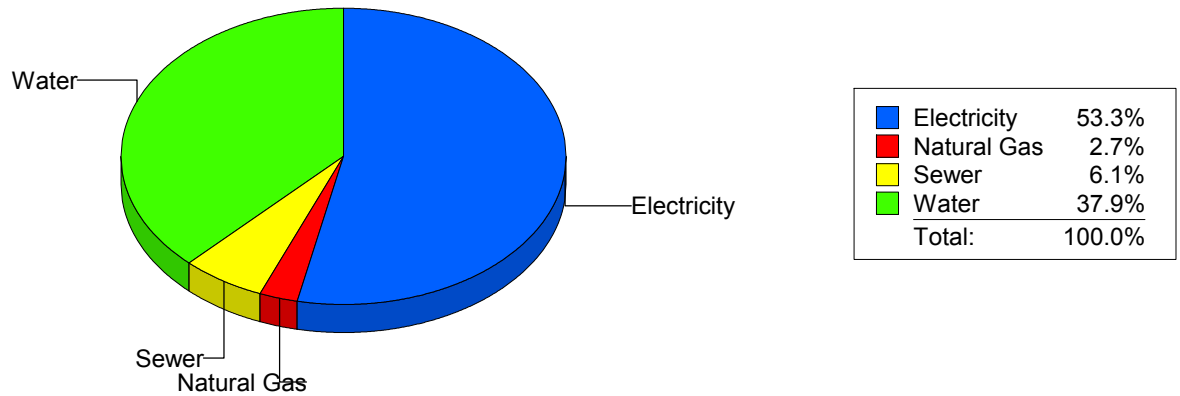
Cost Avoidance Program

Cost Summary Graph

Grouped by Energy Type

Energy Type	Use	Units	Meter Cost	Special Charges	Total Cost	Avg Unit Cost	% of Total Cost
Site: BRADLEY ELEMENTARY - BRADLEY ELEMENTARY							
Electricity	16,300	KWH	\$3,068.02	\$0.00	\$3,068.02	0.1882	53.30%
Natural Gas	260	CCF	\$155.63	\$0.00	\$155.63	0.5986	2.70%
Water	547	CCF	\$2,181.95	\$0.00	\$2,181.95	3.9889	37.91%
Sewer	101	CCF	\$350.62	\$0.00	\$350.62	3.4715	6.09%
Total Cost:			\$5,756.22	\$0.00	\$5,756.22		

For BRADLEY ELEMENTARY



Filters: Cost Center Name Not Equal To DoNotReport; Billing Period Equal To 201206All Meter CodesAll Group Names

el Paso

Energy CAP

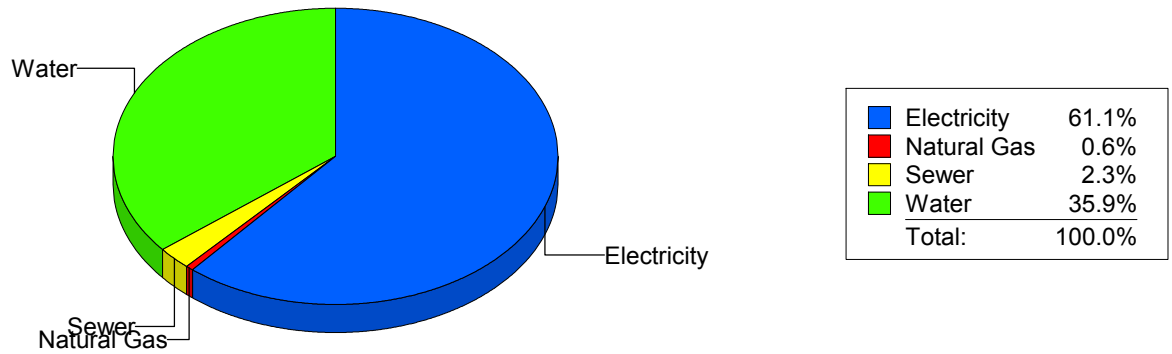
Cost Avoidance Program

Cost Summary Graph

Grouped by Energy Type

Energy Type	Use	Units	Meter Cost	Special Charges	Total Cost	Avg Unit Cost	% of Total Cost
Site: BROWN MIDDLE SCHOOL - BROWN MIDDLE SCHOOL							
Electricity	81,800	KWH	\$11,493.24	\$0.00	\$11,493.24	0.1405	61.12%
Natural Gas	186	CCF	\$118.56	\$0.00	\$118.56	0.6374	0.63%
Water	1,548	CCF	\$6,758.79	\$0.00	\$6,758.79	4.3661	35.94%
Sewer	165	CCF	\$434.46	\$0.00	\$434.46	2.6331	2.31%
Total Cost:			\$18,805.05	\$0.00	\$18,805.05		

For BROWN MIDDLE SCHOOL



Filters: Cost Center Name Not Equal To DoNotReport; Billing Period Equal To 201206All Meter CodesAll Group Names

elpaso

Energy CAP

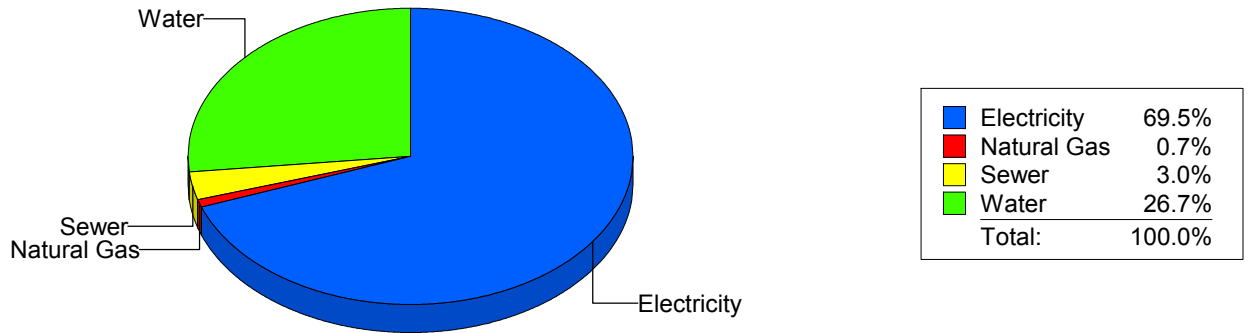
Cost Avoidance Program

Cost Summary Graph

Grouped by Energy Type

Energy Type	Use	Units	Meter Cost	Special Charges	Total Cost	Avg Unit Cost	% of Total Cost
Site: BURGESS HIGH SCHOOL - BURGESS HIGH SCHOOL							
Electricity	95,913	KWH	\$14,270.23	\$0.00	\$14,270.23	0.1488	69.52%
Natural Gas	109	CCF	\$153.44	\$0.00	\$153.44	1.4077	0.75%
Water	1,420	CCF	\$5,490.41	\$0.00	\$5,490.41	3.8665	26.75%
Sewer	194	CCF	\$614.19	\$0.00	\$614.19	3.1659	2.99%
Total Cost:			\$20,528.27	\$0.00	\$20,528.27		

For BURGESS HIGH SCHOOL



Filters: Cost Center Name Not Equal To DoNotReport; Billing Period Equal To 201206All Meter CodesAll Group Names

el paso

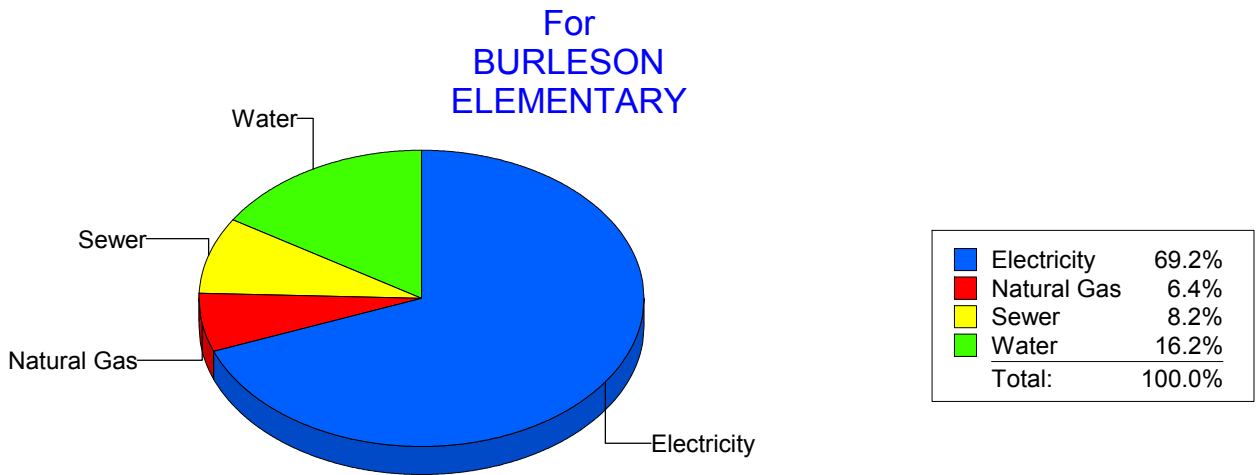
Energy CAP

Cost Avoidance Program

Cost Summary Graph

Grouped by Energy Type

Energy Type	Use	Units	Meter Cost	Special Charges	Total Cost	Avg Unit Cost	% of Total Cost
Site: BURLESON ELEMENTARY - BURLESON ELEMENTARY							
Electricity	15,215	KWH	\$2,919.29	\$0.00	\$2,919.29	0.1919	69.15%
Natural Gas	274	CCF	\$271.25	\$0.00	\$271.25	0.9900	6.43%
Water	385	CCF	\$685.43	\$0.00	\$685.43	1.7803	16.24%
Sewer	166	CCF	\$345.68	\$0.00	\$345.68	2.0824	8.19%
Total Cost:			\$4,221.65	\$0.00	\$4,221.65		



Filters: Cost Center Name Not Equal To DoNotReport; Billing Period Equal To 201206All Meter CodesAll Group Names

el Paso

Energy CAP

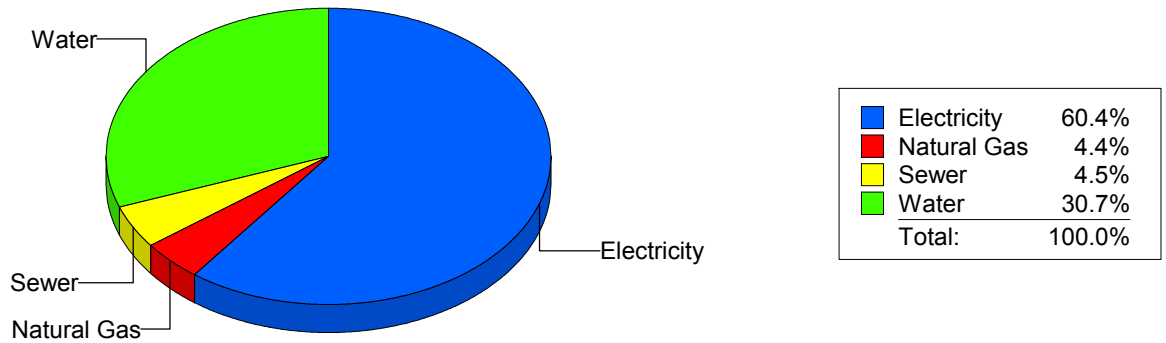
Cost Avoidance Program

Cost Summary Graph

Grouped by Energy Type

Energy Type	Use	Units	Meter Cost	Special Charges	Total Cost	Avg Unit Cost	% of Total Cost
Site: BURNET ELEMENTARY - BURNET ELEMENTARY							
Electricity	22,445	KWH	\$3,489.66	\$0.00	\$3,489.66	0.1555	60.42%
Natural Gas	320	CCF	\$256.61	\$0.00	\$256.61	0.8019	4.44%
Water	475	CCF	\$1,771.96	\$0.00	\$1,771.96	3.7304	30.68%
Sewer	99	CCF	\$257.91	\$0.00	\$257.91	2.6052	4.47%
Total Cost:			\$5,776.14	\$0.00	\$5,776.14		

For BURNET ELEMENTARY



Filters: Cost Center Name Not Equal To DoNotReport; Billing Period Equal To 201206All Meter CodesAll Group Names

elpaso

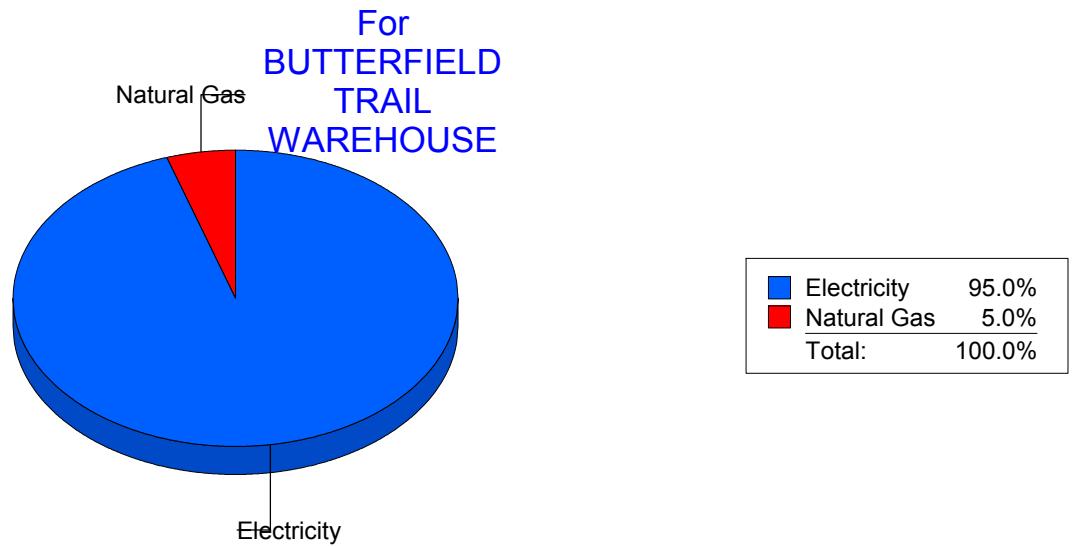
Energy CAP

Cost Avoidance Program

Cost Summary Graph

Grouped by Energy Type

Energy Type	Use	Units	Meter Cost	Special Charges	Total Cost	Avg Unit Cost	% of Total Cost
Site: BUTTERFIELDTRAILWAREHOUSE - BUTTERFIELD TRAIL WAREHOUSE							
Electricity		4,900 KWH	\$728.12	\$0.00	\$728.12	0.1486	95.02%
Natural Gas		3 CCF	\$38.17	\$0.00	\$38.17	12.7233	4.98%
Total Cost:			\$766.29	\$0.00	\$766.29		



Filters: Cost Center Name Not Equal To DoNotReport; Billing Period Equal To 201206All Meter CodesAll Group Names

elpaso

Energy CAP

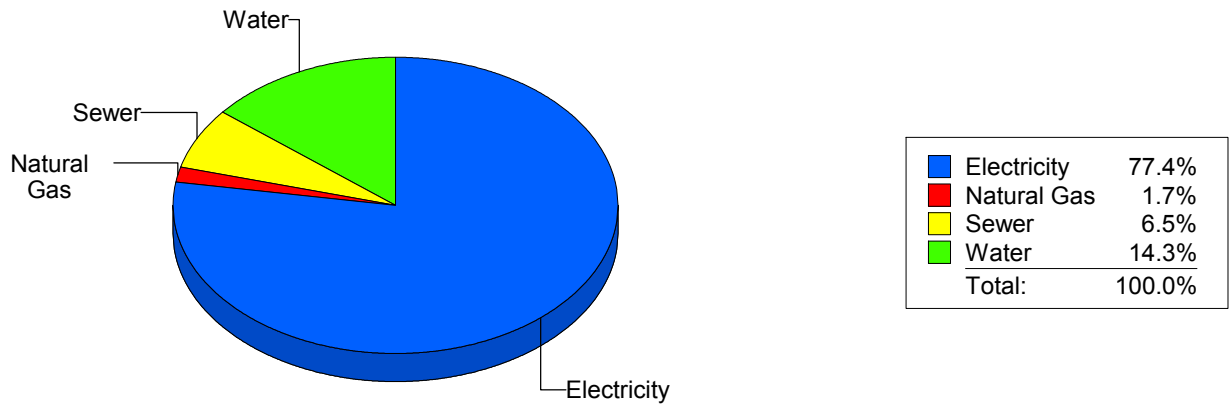
Cost Avoidance Program

Cost Summary Graph

Grouped by Energy Type

Energy Type	Use	Units	Meter Cost	Special Charges	Total Cost	Avg Unit Cost	% of Total Cost
Site: CANYON HILLS MIDDLE - CANYON HILLS MIDDLE							
Electricity	56,333	KWH	\$8,331.10	\$0.00	\$8,331.10	0.1479	77.44%
Natural Gas	253	CCF	\$188.25	\$0.00	\$188.25	0.7441	1.75%
Water	506	CCF	\$1,537.13	\$0.00	\$1,537.13	3.0378	14.29%
Sewer	202	CCF	\$701.24	\$0.00	\$701.24	3.4715	6.52%
Total Cost:			\$10,757.72	\$0.00	\$10,757.72		

For CANYON HILLS MIDDLE



Filters: Cost Center Name Not Equal To DoNotReport; Billing Period Equal To 201206All Meter CodesAll Group Names

el Paso

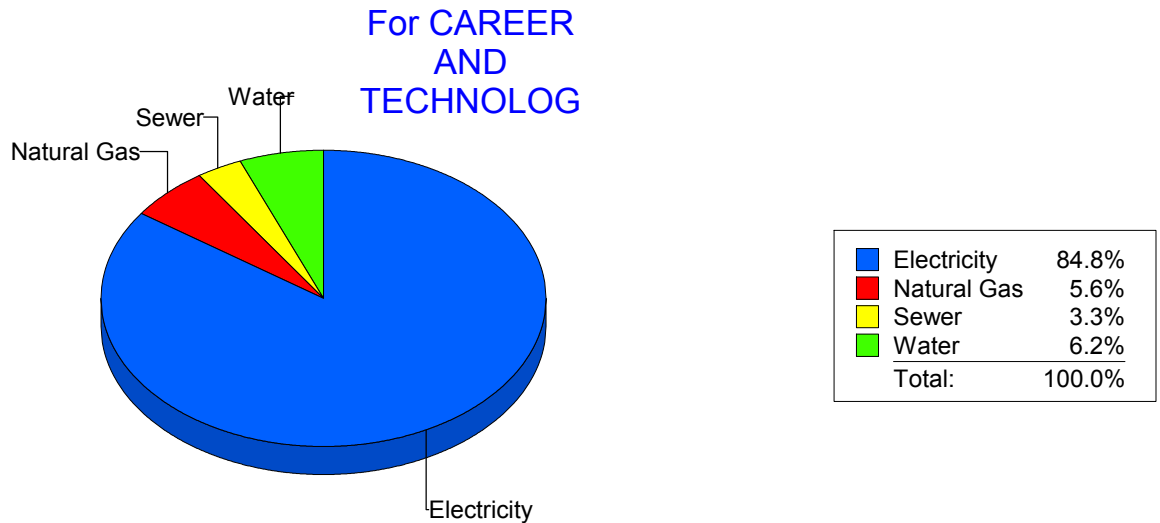
Energy CAP

Cost Avoidance Program

Cost Summary Graph

Grouped by Energy Type

Energy Type	Use	Units	Meter Cost	Special Charges	Total Cost	Avg Unit Cost	% of Total Cost
Site: CAREER AND TECHNOLOG - CAREER AND TECHNOLOG							
Electricity	88,653	KWH	\$11,364.38	\$0.00	\$11,364.38	0.1282	84.80%
Natural Gas	1,498	CCF	\$755.45	\$0.00	\$755.45	0.5043	5.64%
Water	289	CCF	\$836.66	\$0.00	\$836.66	2.8950	6.24%
Sewer	192	CCF	\$444.22	\$0.00	\$444.22	2.3136	3.31%
Total Cost:			\$13,400.71	\$0.00	\$13,400.71		



Filters: Cost Center Name Not Equal To DoNotReport; Billing Period Equal To 201206All Meter CodesAll Group Names

elpaso

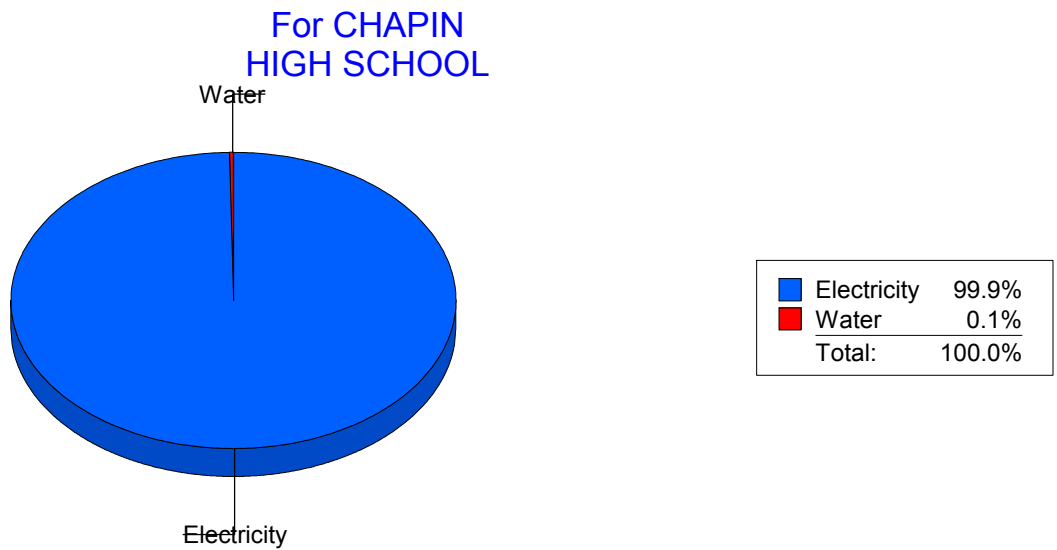
Energy CAP

Cost Avoidance Program

Cost Summary Graph

Grouped by Energy Type

Energy Type	Use	Units	Meter Cost	Special Charges	Total Cost	Avg Unit Cost	% of Total Cost
Site: CHAPIN HIGH SCHOOL - CHAPIN HIGH SCHOOL							
Electricity	261,482	KWH	\$30,675.37	\$0.00	\$30,675.37	0.1173	99.85%
Water	0	CCF	\$44.96	\$0.00	\$44.96	0.0000	0.15%
Total Cost:			\$30,720.33	\$0.00	\$30,720.33		



Filters: Cost Center Name Not Equal To DoNotReport; Billing Period Equal To 201206All Meter CodesAll Group Names

el paso

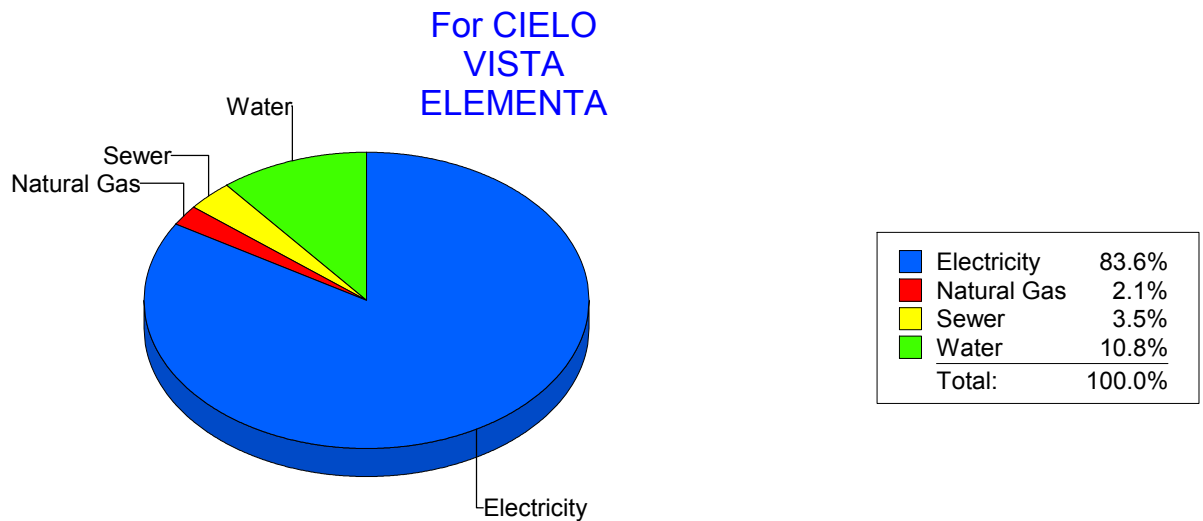
Energy CAP

Cost Avoidance Program

Cost Summary Graph

Grouped by Energy Type

Energy Type	Use	Units	Meter Cost	Special Charges	Total Cost	Avg Unit Cost	% of Total Cost
Site: CIELO VISTA ELEMENTA - CIELO VISTA ELEMENTA							
Electricity	38,460	KWH	\$6,192.47	\$0.00	\$6,192.47	0.1610	83.57%
Natural Gas	191	CCF	\$158.08	\$0.00	\$158.08	0.8276	2.13%
Water	325	CCF	\$803.76	\$0.00	\$803.76	2.4731	10.85%
Sewer	87	CCF	\$255.71	\$0.00	\$255.71	2.9392	3.45%
Total Cost:			\$7,410.02	\$0.00	\$7,410.02		



Filters: Cost Center Name Not Equal To DoNotReport; Billing Period Equal To 201206All Meter CodesAll Group Names

elpaso

Energy CAP

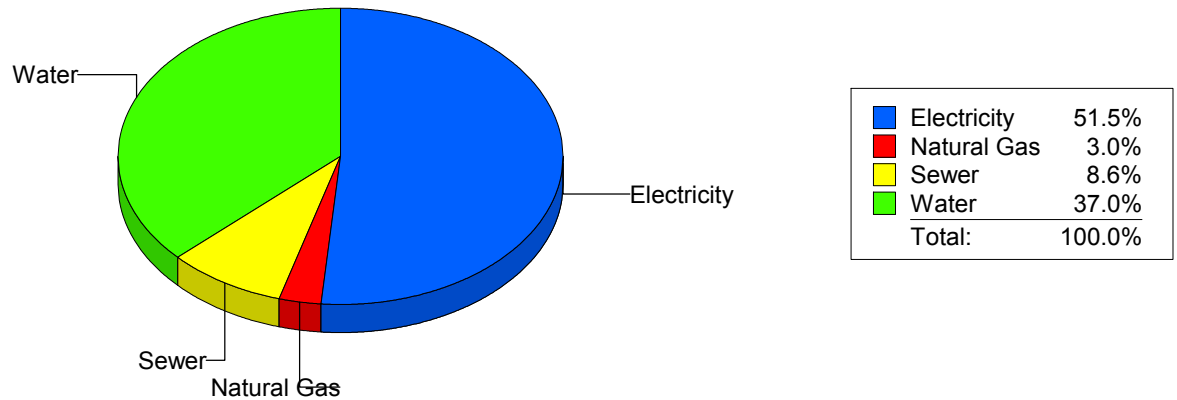
Cost Avoidance Program

Cost Summary Graph

Grouped by Energy Type

Energy Type	Use	Units	Meter Cost	Special Charges	Total Cost	Avg Unit Cost	% of Total Cost
Site: CLARDY ELEMENTARY SC - CLARDY ELEMENTARY SC							
Electricity	14,961	KWH	\$3,208.84	\$0.00	\$3,208.84	0.2145	51.48%
Natural Gas	244	CCF	\$184.62	\$0.00	\$184.62	0.7566	2.96%
Water	800	CCF	\$2,306.30	\$0.00	\$2,306.30	2.8829	37.00%
Sewer	250	CCF	\$533.35	\$0.00	\$533.35	2.1334	8.56%
Total Cost:			\$6,233.11	\$0.00	\$6,233.11		

For CLARDY
ELEMENTARY
SC



Filters: Cost Center Name Not Equal To DoNotReport; Billing Period Equal To 201206All Meter CodesAll Group Names

elpaso

Energy CAP

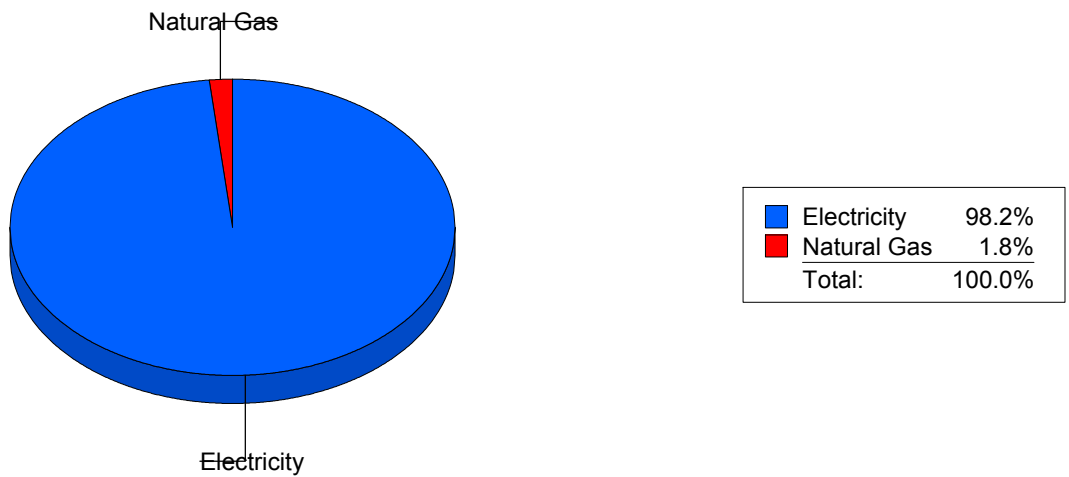
Cost Avoidance Program

Cost Summary Graph

Grouped by Energy Type

Energy Type	Use	Units	Meter Cost	Special Charges	Total Cost	Avg Unit Cost	% of Total Cost
Site: CLENDININ - CLENDININ							
Electricity	55,000	KWH	\$7,029.71	\$0.00	\$7,029.71	0.1278	98.21%
Natural Gas	205	CCF	\$128.07	\$0.00	\$128.07	0.6247	1.79%
Total Cost:			\$7,157.78	\$0.00	\$7,157.78		

For CLENDININ



Filters: Cost Center Name Not Equal To DoNotReport; Billing Period Equal To 201206All Meter CodesAll Group Names

elpaso

Energy CAP

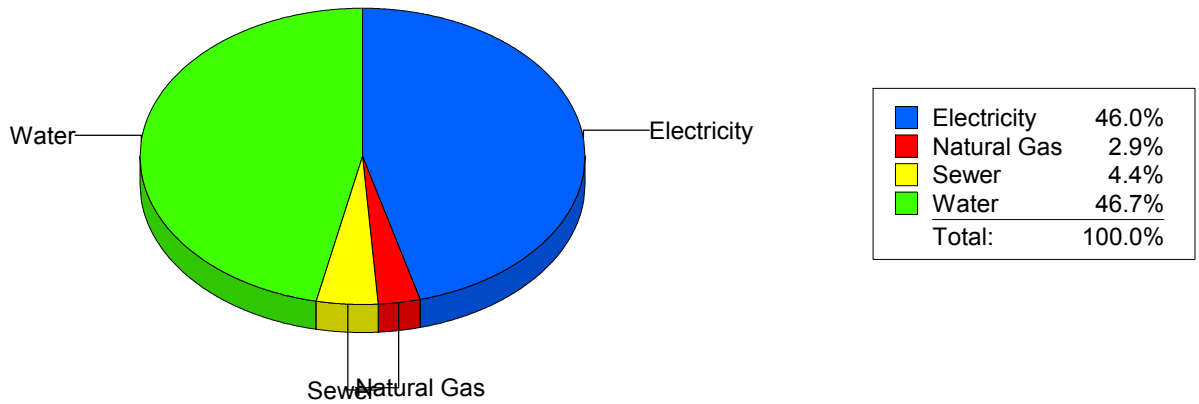
Cost Avoidance Program

Cost Summary Graph

Grouped by Energy Type

Energy Type	Use	Units	Meter Cost	Special Charges	Total Cost	Avg Unit Cost	% of Total Cost
Site: COLDWELL INTERMEDIAT - COLDWELL INTERMEDIAT							
Electricity	15,527	KWH	\$3,049.45	\$0.00	\$3,049.45	0.1964	45.95%
Natural Gas	187	CCF	\$193.10	\$0.00	\$193.10	1.0326	2.91%
Water	701	CCF	\$3,101.40	\$0.00	\$3,101.40	4.4243	46.74%
Sewer	86	CCF	\$291.84	\$0.00	\$291.84	3.3935	4.40%
Total Cost:			\$6,635.79	\$0.00	\$6,635.79		

For
COLDWELL
INTERMEDIAT



Filters: Cost Center Name Not Equal To DoNotReport; Billing Period Equal To 201206All Meter CodesAll Group Names

elpaso

Energy CAP

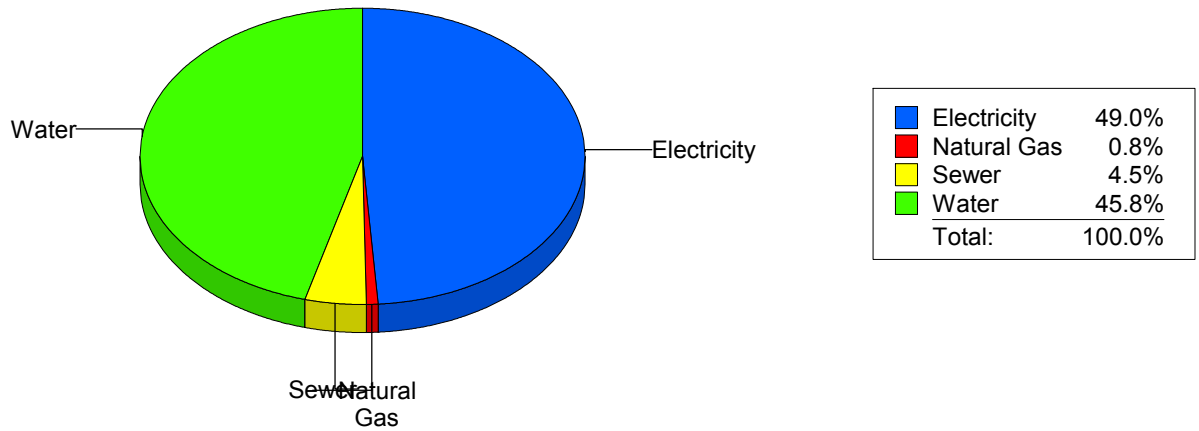
Cost Avoidance Program

Cost Summary Graph

Grouped by Energy Type

Energy Type	Use	Units	Meter Cost	Special Charges	Total Cost	Avg Unit Cost	% of Total Cost
Site: COLLINS ELEMENTARY - COLLINS ELEMENTARY							
Electricity	24,654	KWH	\$4,786.45	\$0.00	\$4,786.45	0.1941	48.98%
Natural Gas	0	CCF	\$74.04	\$0.00	\$74.04	0.0000	0.76%
Water	1,192	CCF	\$4,472.22	\$0.00	\$4,472.22	3.7519	45.76%
Sewer	228	CCF	\$440.42	\$0.00	\$440.42	1.9317	4.51%
Total Cost:			\$9,773.13	\$0.00	\$9,773.13		

For COLLINS ELEMENTARY



Filters: Cost Center Name Not Equal To DoNotReport; Billing Period Equal To 201206All Meter CodesAll Group Names

elpaso

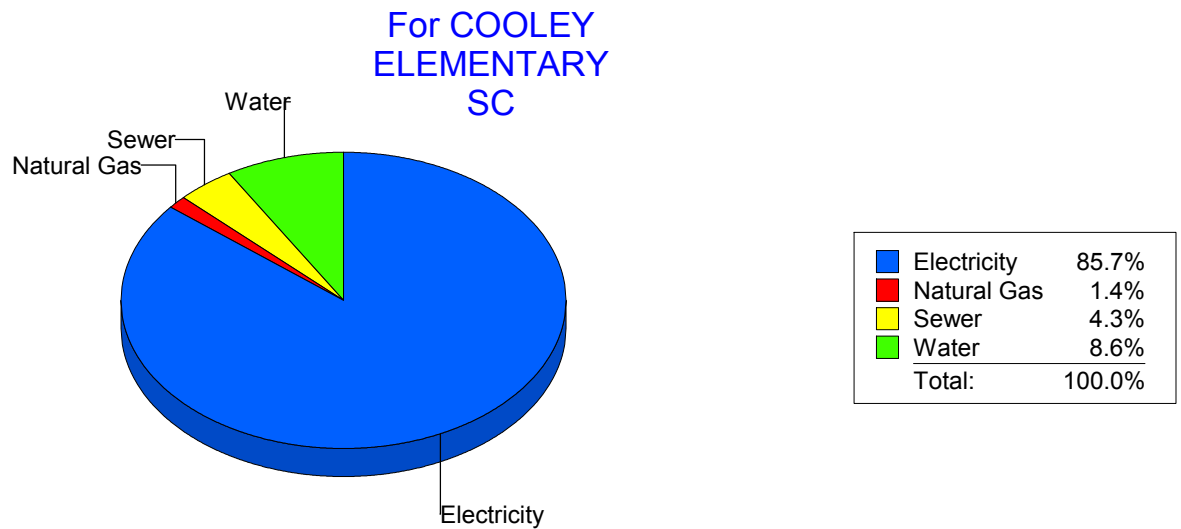
Energy CAP

Cost Avoidance Program

Cost Summary Graph

Grouped by Energy Type

Energy Type	Use	Units	Meter Cost	Special Charges	Total Cost	Avg Unit Cost	% of Total Cost
Site: COOLEY ELEMENTARY SC - COOLEY ELEMENTARY SC							
Electricity	65,600	KWH	\$11,543.79	\$0.00	\$11,543.79	0.1760	85.70%
Natural Gas	249	CCF	\$187.14	\$0.00	\$187.14	0.7516	1.39%
Water	337	CCF	\$1,157.88	\$0.00	\$1,157.88	3.4358	8.60%
Sewer	150	CCF	\$581.53	\$0.00	\$581.53	3.8769	4.32%
Total Cost:			\$13,470.34	\$0.00	\$13,470.34		



Filters: Cost Center Name Not Equal To DoNotReport; Billing Period Equal To 201206All Meter CodesAll Group Names

elpaso

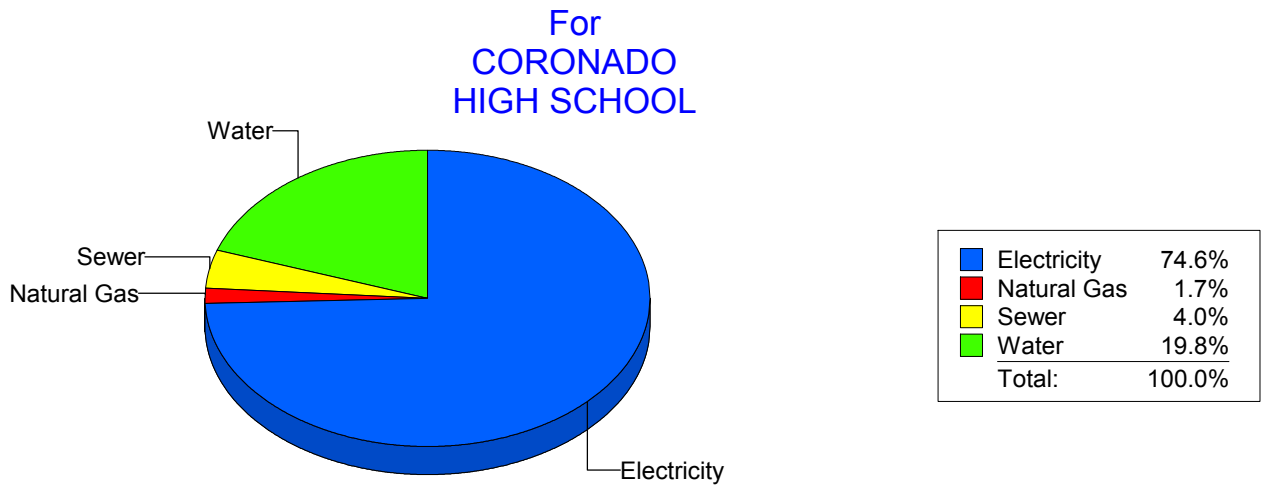
Energy CAP

Cost Avoidance Program

Cost Summary Graph

Grouped by Energy Type

Energy Type	Use	Units	Meter Cost	Special Charges	Total Cost	Avg Unit Cost	% of Total Cost
Site: CORONADO HIGH SCHOOL - CORONADO HIGH SCHOOL							
Electricity	192,103	KWH	\$28,080.76	\$0.00	\$28,080.76	0.1462	74.57%
Natural Gas	1,092	CCF	\$631.38	\$0.00	\$631.38	0.5782	1.68%
Water	4,681	CCF	\$7,451.21	\$0.00	\$7,451.21	1.5918	19.79%
Sewer	909	CCF	\$1,494.03	\$0.00	\$1,494.03	1.6436	3.97%
Total Cost:			\$37,657.38	\$0.00	\$37,657.38		



Filters: Cost Center Name Not Equal To DoNotReport; Billing Period Equal To 201206All Meter CodesAll Group Names

elpaso

Energy CAP

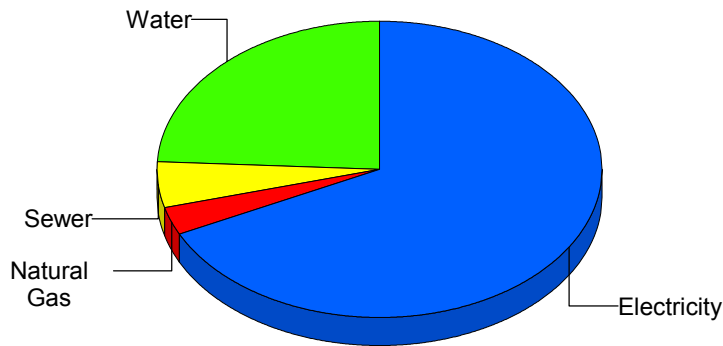
Cost Avoidance Program

Cost Summary Graph

Grouped by Energy Type

Energy Type	Use	Units	Meter Cost	Special Charges	Total Cost	Avg Unit Cost	% of Total Cost
Site: CROCKETT - CROCKETT ELEMENTARY							
Electricity	25,200	KWH	\$3,840.75	\$0.00	\$3,840.75	0.1524	67.65%
Natural Gas	300	CCF	\$175.67	\$0.00	\$175.67	0.5856	3.09%
Water	428	CCF	\$1,365.10	\$0.00	\$1,365.10	3.1895	24.04%
Sewer	128	CCF	\$295.90	\$0.00	\$295.90	2.3117	5.21%
Total Cost:			\$5,677.42	\$0.00	\$5,677.42		

For
CROCKETT
ELEMENTARY



Electricity	67.6%
Natural Gas	3.1%
Sewer	5.2%
Water	24.0%
Total:	100.0%

Filters: Cost Center Name Not Equal To DoNotReport; Billing Period Equal To 201206All Meter CodesAll Group Names

elpaso

Energy CAP

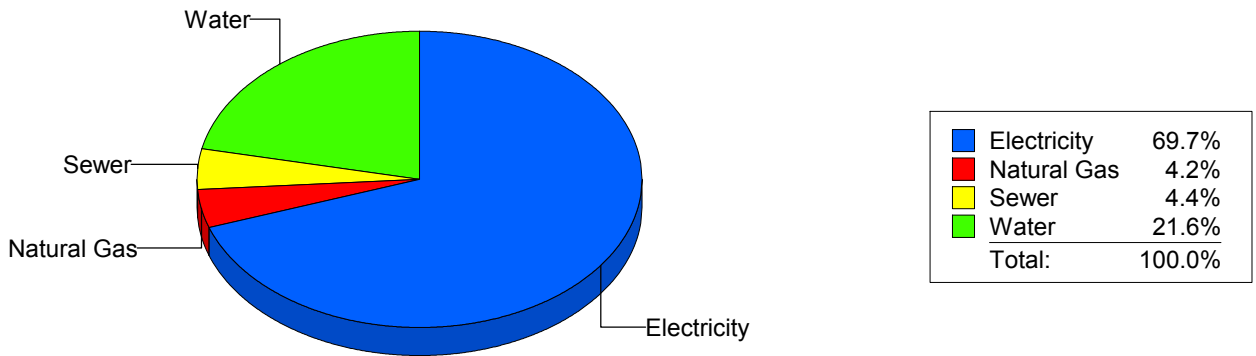
Cost Avoidance Program

Cost Summary Graph

Grouped by Energy Type

Energy Type	Use	Units	Meter Cost	Special Charges	Total Cost	Avg Unit Cost	% of Total Cost
Site: CROSBY ELEMENTARY - CROSBY ELEMENTARY							
Electricity	20,603	KWH	\$3,911.82	\$0.00	\$3,911.82	0.1899	69.74%
Natural Gas	349	CCF	\$237.24	\$0.00	\$237.24	0.6798	4.23%
Water	356	CCF	\$1,213.95	\$0.00	\$1,213.95	3.4100	21.64%
Sewer	90	CCF	\$246.12	\$0.00	\$246.12	2.7347	4.39%
Total Cost:			\$5,609.13	\$0.00	\$5,609.13		

For CROSBY ELEMENTARY



Filters: Cost Center Name Not Equal To DoNotReport; Billing Period Equal To 201206All Meter CodesAll Group Names

elpaso

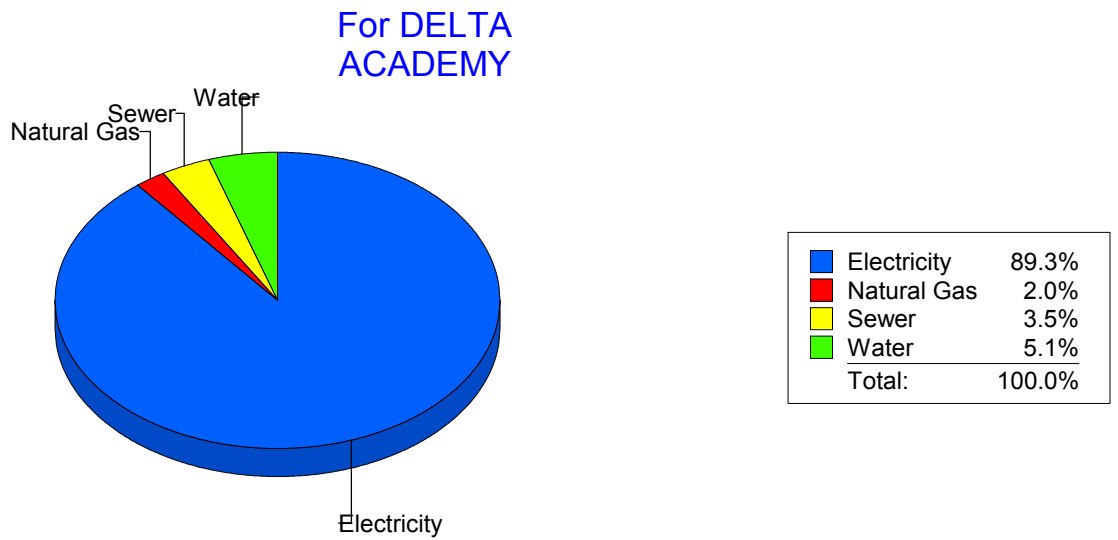
Energy CAP

Cost Avoidance Program

Cost Summary Graph

Grouped by Energy Type

Energy Type	Use	Units	Meter Cost	Special Charges	Total Cost	Avg Unit Cost	% of Total Cost
Site: DELTA ACADEMY - DELTA ACADEMY							
Electricity	8,418	KWH	\$776.33	\$0.00	\$776.33	0.0922	89.29%
Natural Gas	32	CCF	\$17.67	\$0.00	\$17.67	0.5522	2.03%
Water	17	CCF	\$44.63	\$0.00	\$44.63	2.6253	5.13%
Sewer	10	CCF	\$30.85	\$0.00	\$30.85	3.0850	3.55%
Total Cost:			\$869.48	\$0.00	\$869.48		



Filters: Cost Center Name Not Equal To DoNotReport; Billing Period Equal To 201206All Meter CodesAll Group Names

el Paso

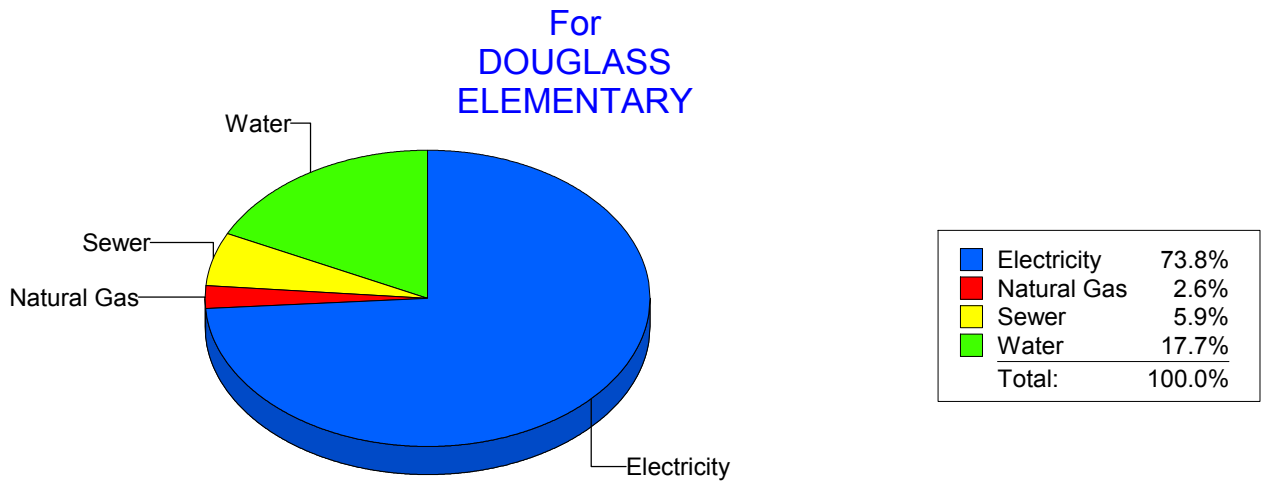
Energy CAP

Cost Avoidance Program

Cost Summary Graph

Grouped by Energy Type

Energy Type	Use	Units	Meter Cost	Special Charges	Total Cost	Avg Unit Cost	% of Total Cost
Site: DOUGLASS ELEMENTARY - DOUGLASS ELEMENTARY							
Electricity	25,457	KWH	\$4,148.10	\$0.00	\$4,148.10	0.1629	73.78%
Natural Gas	171	CCF	\$147.36	\$0.00	\$147.36	0.8618	2.62%
Water	340	CCF	\$993.85	\$0.00	\$993.85	2.9231	17.68%
Sewer	119	CCF	\$332.71	\$0.00	\$332.71	2.7959	5.92%
Total Cost:			\$5,622.02	\$0.00	\$5,622.02		



Filters: Cost Center Name Not Equal To DoNotReport; Billing Period Equal To 201206All Meter CodesAll Group Names

elpaso

Energy CAP

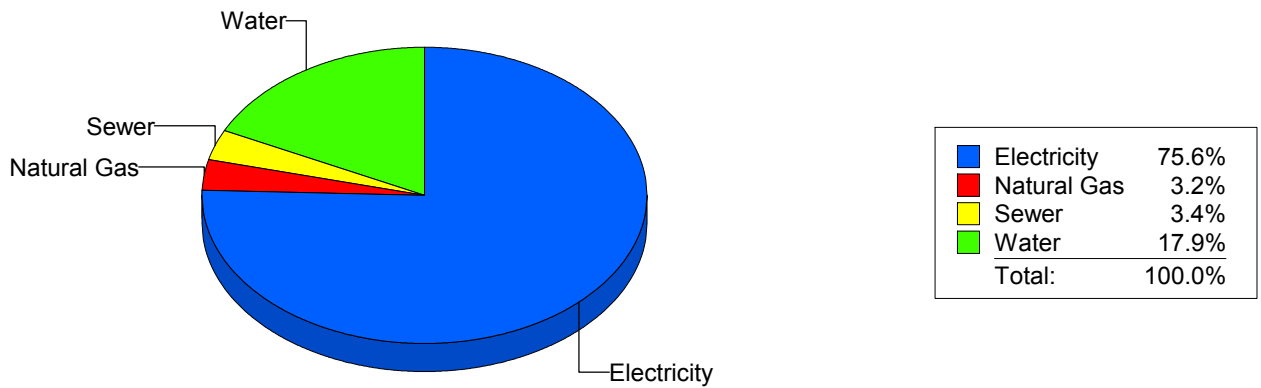
Cost Avoidance Program

Cost Summary Graph

Grouped by Energy Type

Energy Type	Use	Units	Meter Cost	Special Charges	Total Cost	Avg Unit Cost	% of Total Cost
Site: DOWELL ELEMENTARY - DOWELL ELEMENTARY							
Electricity	20,360	KWH	\$3,190.91	\$0.00	\$3,190.91	0.1567	75.64%
Natural Gas	216	CCF	\$133.33	\$0.00	\$133.33	0.6173	3.16%
Water	300	CCF	\$753.21	\$0.00	\$753.21	2.5107	17.85%
Sewer	69	CCF	\$141.35	\$0.00	\$141.35	2.0486	3.35%
Total Cost:			\$4,218.80	\$0.00	\$4,218.80		

For DOWELL ELEMENTARY



Filters: Cost Center Name Not Equal To DoNotReport; Billing Period Equal To 201206All Meter CodesAll Group Names

elpaso

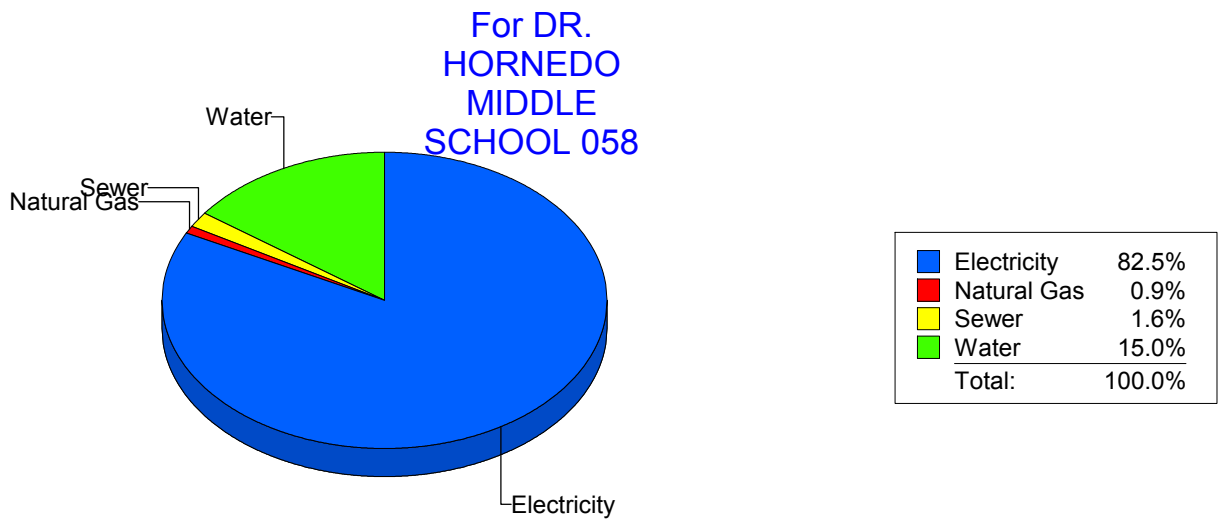
Energy CAP

Cost Avoidance Program

Cost Summary Graph

Grouped by Energy Type

Energy Type	Use	Units	Meter Cost	Special Charges	Total Cost	Avg Unit Cost	% of Total Cost
Site: DRHORNEDOMIDDLESCHOOL - DR. HORNEDO MIDDLE SCHOOL 058							
Electricity	100,800	KWH	\$16,703.34	\$0.00	\$16,703.34	0.1657	82.50%
Natural Gas	320	CCF	\$185.68	\$0.00	\$185.68	0.5803	0.92%
Water	858	CCF	\$3,032.90	\$0.00	\$3,032.90	3.5348	14.98%
Sewer	81	CCF	\$324.42	\$0.00	\$324.42	4.0052	1.60%
Total Cost:			\$20,246.34	\$0.00	\$20,246.34		



Filters: Cost Center Name Not Equal To DoNotReport; Billing Period Equal To 201206All Meter CodesAll Group Names

el Paso

Energy CAP

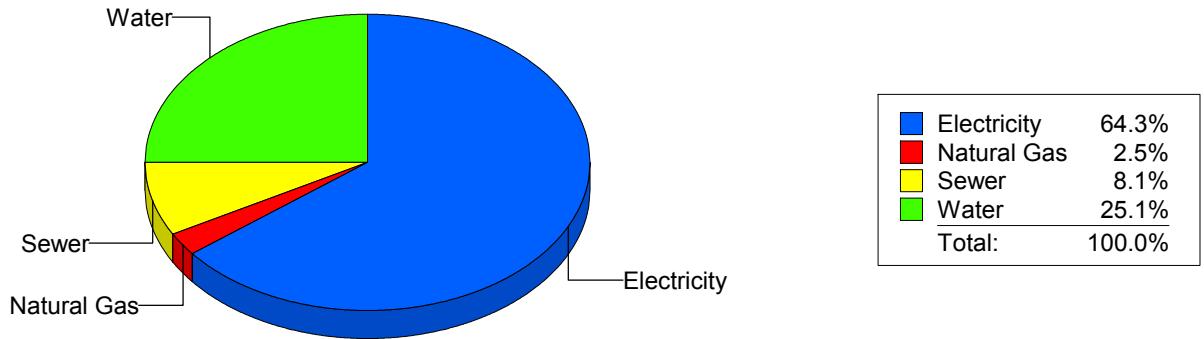
Cost Avoidance Program

Cost Summary Graph

Grouped by Energy Type

Energy Type	Use	Units	Meter Cost	Special Charges	Total Cost	Avg Unit Cost	% of Total Cost
Site: DR. L.A. NIXON ELEME - DR. L.A. NIXON ELEME							
Electricity	26,360	KWH	\$4,425.39	\$0.00	\$4,425.39	0.1679	64.34%
Natural Gas	217	CCF	\$171.10	\$0.00	\$171.10	0.7885	2.49%
Water	627	CCF	\$1,724.56	\$0.00	\$1,724.56	2.7505	25.07%
Sewer	229	CCF	\$556.80	\$0.00	\$556.80	2.4314	8.10%
Total Cost:			\$6,877.85	\$0.00	\$6,877.85		

For DR. L.A. NIXON ELEME



Filters: Cost Center Name Not Equal To DoNotReport; Billing Period Equal To 201206All Meter CodesAll Group Names

elpaso

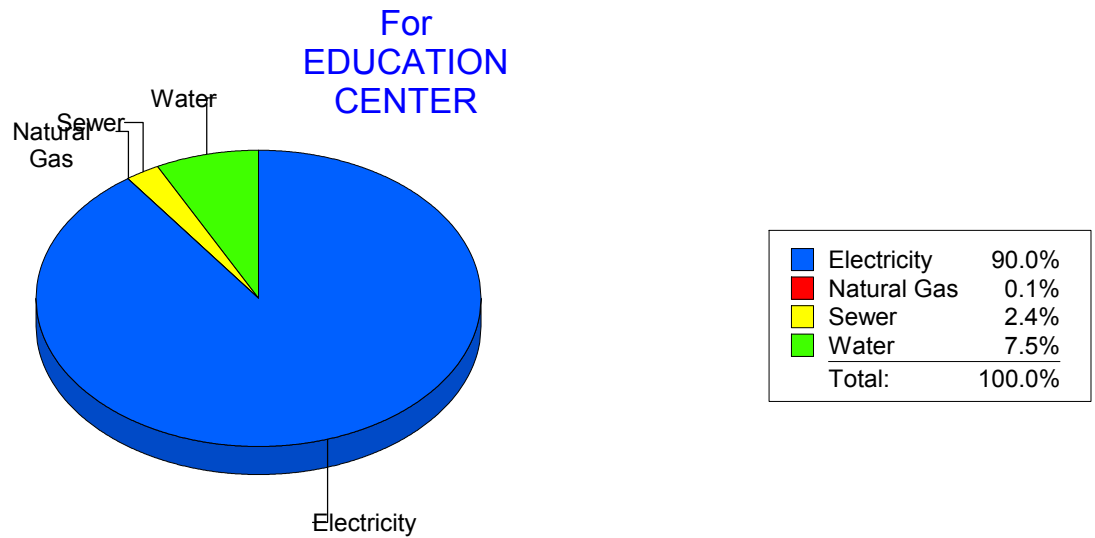
Energy CAP

Cost Avoidance Program

Cost Summary Graph

Grouped by Energy Type

Energy Type	Use	Units	Meter Cost	Special Charges	Total Cost	Avg Unit Cost	% of Total Cost
Site: EDUCATION CENTER - EDUCATION CENTER							
Electricity	330,766	KWH	\$35,391.15	\$0.00	\$35,391.15	0.1070	89.99%
Natural Gas	17	CCF	\$43.55	\$0.00	\$43.55	2.5618	0.11%
Water	1,092	CCF	\$2,950.93	\$0.00	\$2,950.93	2.7023	7.50%
Sewer	426	CCF	\$943.09	\$0.00	\$943.09	2.2138	2.40%
Total Cost:			\$39,328.72	\$0.00	\$39,328.72		



Filters: Cost Center Name Not Equal To DoNotReport; Billing Period Equal To 201206All Meter CodesAll Group Names

elpaso

Energy CAP

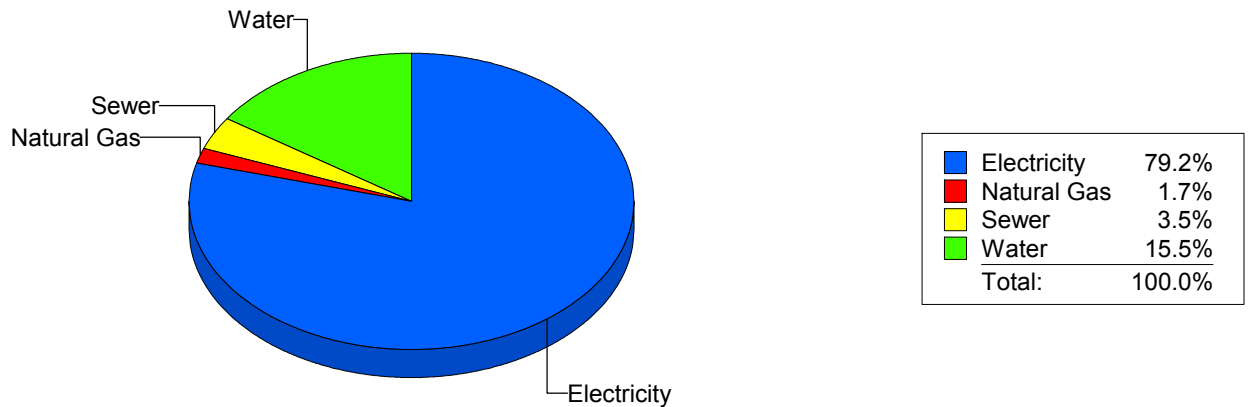
Cost Avoidance Program

Cost Summary Graph

Grouped by Energy Type

Energy Type	Use	Units	Meter Cost	Special Charges	Total Cost	Avg Unit Cost	% of Total Cost
Site: EL PASO HIGH SCHOOL - EL PASO HIGH SCHOOL							
Electricity	165,889	KWH	\$21,034.89	\$0.00	\$21,034.89	0.1268	79.19%
Natural Gas	553	CCF	\$457.94	\$0.00	\$457.94	0.8281	1.72%
Water	1,366	CCF	\$4,129.20	\$0.00	\$4,129.20	3.0228	15.54%
Sewer	395	CCF	\$941.61	\$0.00	\$941.61	2.3838	3.54%
Total Cost:			\$26,563.64	\$0.00	\$26,563.64		

For EL PASO HIGH SCHOOL



Filters: Cost Center Name Not Equal To DoNotReport; Billing Period Equal To 201206All Meter CodesAll Group Names

elpaso

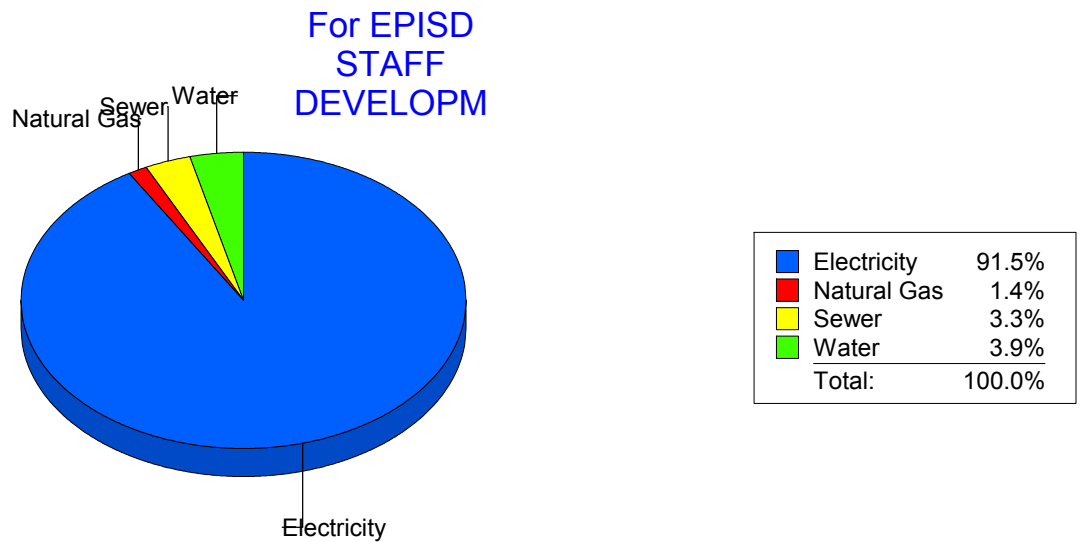
Energy CAP

Cost Avoidance Program

Cost Summary Graph

Grouped by Energy Type

Energy Type	Use	Units	Meter Cost	Special Charges	Total Cost	Avg Unit Cost	% of Total Cost
Site: EPISD STAFF DEVELOPM - EPISD STAFF DEVELOPM							
Electricity	25,760	KWH	\$2,959.57	\$0.00	\$2,959.57	0.1149	91.48%
Natural Gas	18	CCF	\$43.94	\$0.00	\$43.94	2.4411	1.36%
Water	40	CCF	\$125.66	\$0.00	\$125.66	3.1415	3.88%
Sewer	42	CCF	\$105.98	\$0.00	\$105.98	2.5233	3.28%
Total Cost:			\$3,235.15	\$0.00	\$3,235.15		



Filters: Cost Center Name Not Equal To DoNotReport; Billing Period Equal To 201206All Meter CodesAll Group Names

elpaso

Energy CAP

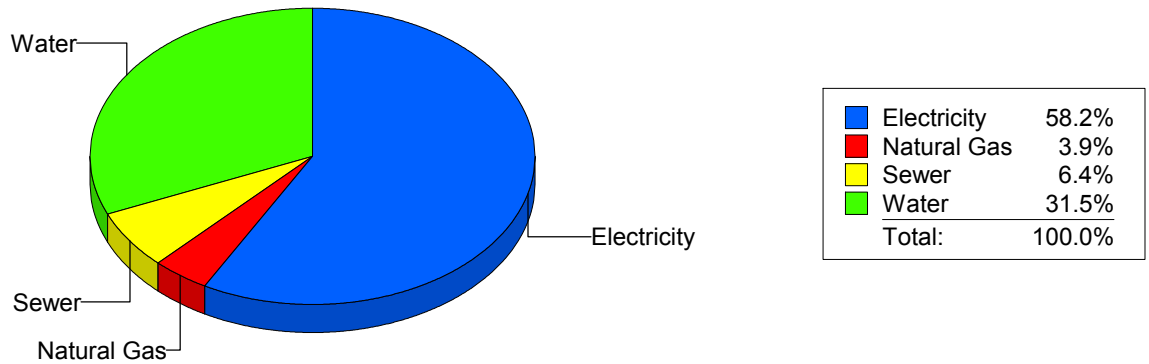
Cost Avoidance Program

Cost Summary Graph

Grouped by Energy Type

Energy Type	Use	Units	Meter Cost	Special Charges	Total Cost	Avg Unit Cost	% of Total Cost
Site: FANNIN ELEMENTARY - FANNIN ELEMENTARY							
Electricity	21,703	KWH	\$3,149.81	\$0.00	\$3,149.81	0.1451	58.18%
Natural Gas	231	CCF	\$213.62	\$0.00	\$213.62	0.9248	3.95%
Water	553	CCF	\$1,702.94	\$0.00	\$1,702.94	3.0795	31.46%
Sewer	108	CCF	\$347.33	\$0.00	\$347.33	3.2160	6.42%
Total Cost:			\$5,413.70	\$0.00	\$5,413.70		

For FANNIN ELEMENTARY



Filters: Cost Center Name Not Equal To DoNotReport; Billing Period Equal To 201206All Meter CodesAll Group Names

el Paso

Energy CAP

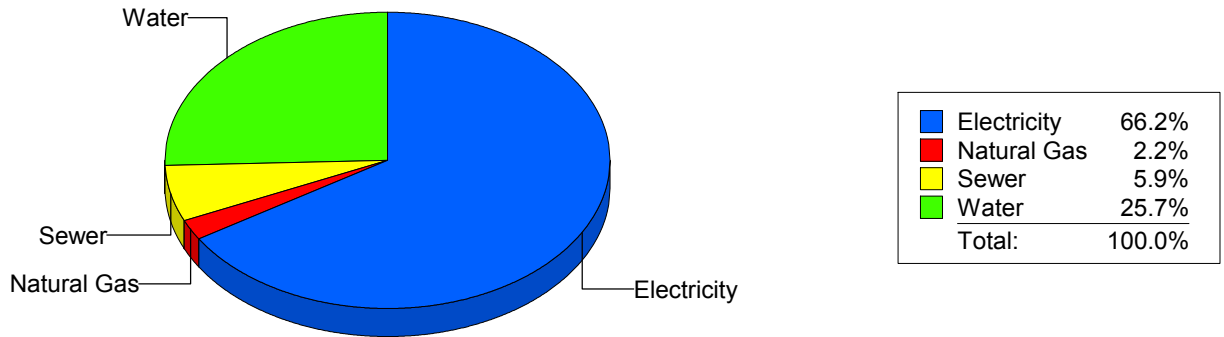
Cost Avoidance Program

Cost Summary Graph

Grouped by Energy Type

Energy Type	Use	Units	Meter Cost	Special Charges	Total Cost	Avg Unit Cost	% of Total Cost
Site: FINE ARTS/MULTIMEDIA - FINE ARTS/MULTIMEDIA							
Electricity	10,692	KWH	\$1,355.43	\$0.00	\$1,355.43	0.1268	66.22%
Natural Gas	22	CCF	\$45.48	\$0.00	\$45.48	2.0673	2.22%
Water	157	CCF	\$525.53	\$0.00	\$525.53	3.3473	25.67%
Sewer	43	CCF	\$120.44	\$0.00	\$120.44	2.8009	5.88%
Total Cost:			\$2,046.88	\$0.00	\$2,046.88		

For FINE ARTS/MULTIMEDIA



Filters: Cost Center Name Not Equal To DoNotReport; Billing Period Equal To 201206All Meter CodesAll Group Names

elpaso

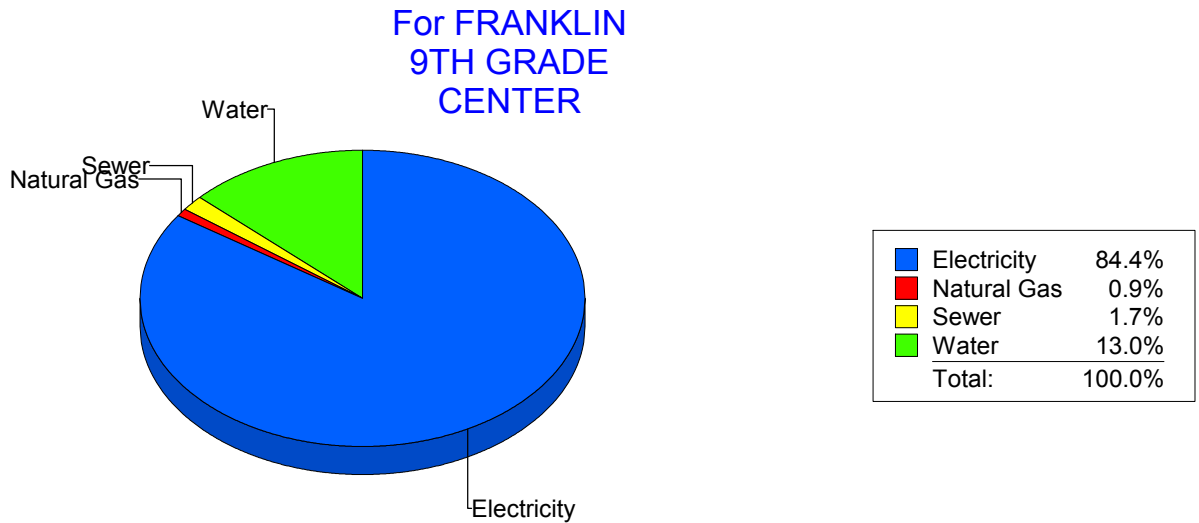
Energy CAP

Cost Avoidance Program

Cost Summary Graph

Grouped by Energy Type

Energy Type	Use	Units	Meter Cost	Special Charges	Total Cost	Avg Unit Cost	% of Total Cost
Site: FRANKLIN9THGRADECENTER - FRANKLIN 9TH GRADE CENTER							
Electricity	131,000	KWH	\$16,237.52	\$0.00	\$16,237.52	0.1240	84.38%
Natural Gas	296	CCF	\$173.66	\$0.00	\$173.66	0.5867	0.90%
Water	1,940	CCF	\$2,500.04	\$0.00	\$2,500.04	1.2887	12.99%
Sewer	87	CCF	\$332.28	\$0.00	\$332.28	3.8193	1.73%
Total Cost:			\$19,243.50	\$0.00	\$19,243.50		



Filters: Cost Center Name Not Equal To DoNotReport; Billing Period Equal To 201206All Meter CodesAll Group Names

elpaso

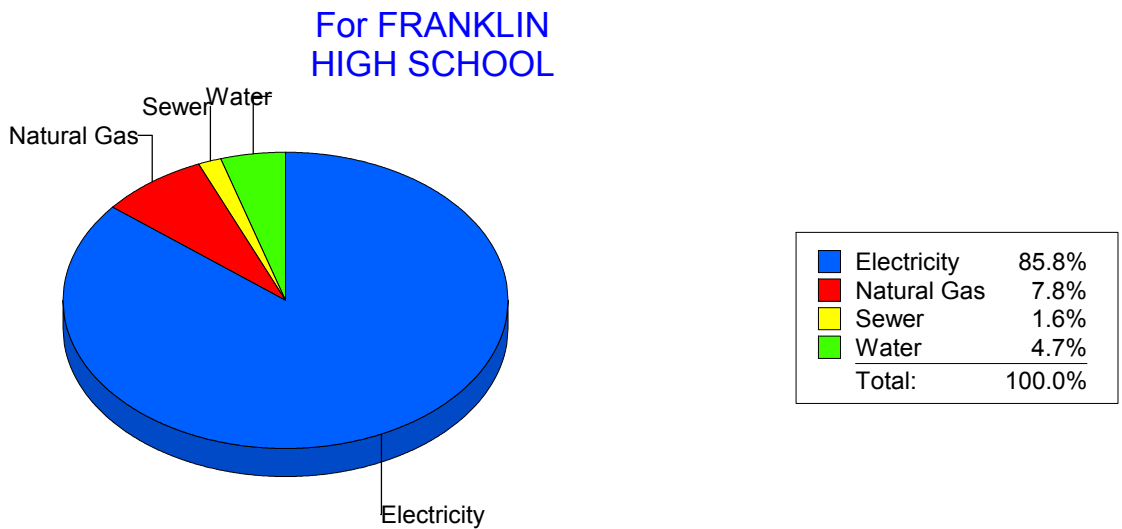
Energy CAP

Cost Avoidance Program

Cost Summary Graph

Grouped by Energy Type

Energy Type	Use	Units	Meter Cost	Special Charges	Total Cost	Avg Unit Cost	% of Total Cost
Site: FRANKLIN HIGH SCHOOL - FRANKLIN HIGH SCHOOL							
Electricity	282,326	KWH	\$33,479.05	\$0.00	\$33,479.05	0.1186	85.84%
Natural Gas	6,302	CCF	\$3,060.22	\$0.00	\$3,060.22	0.4856	7.85%
Water	759	CCF	\$1,825.93	\$0.00	\$1,825.93	2.4057	4.68%
Sewer	319	CCF	\$636.20	\$0.00	\$636.20	1.9944	1.63%
Total Cost:			\$39,001.40	\$0.00	\$39,001.40		



Filters: Cost Center Name Not Equal To DoNotReport; Billing Period Equal To 201206All Meter CodesAll Group Names

elpaso

Energy CAP

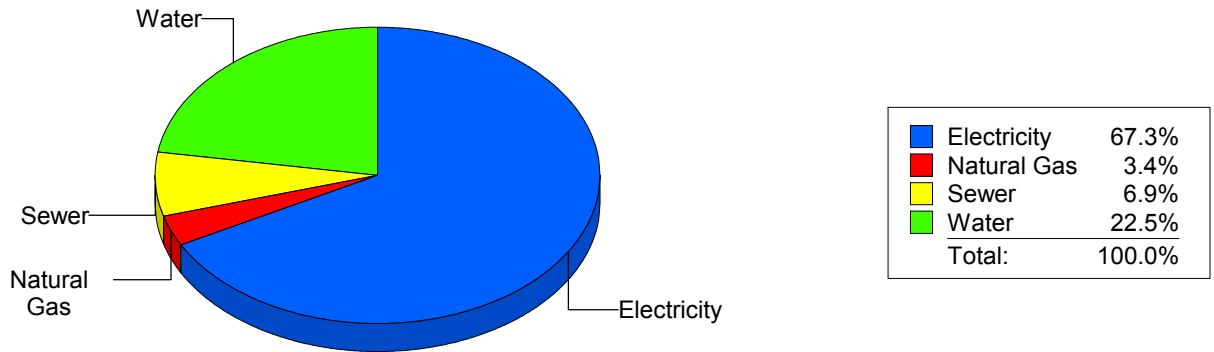
Cost Avoidance Program

Cost Summary Graph

Grouped by Energy Type

Energy Type	Use	Units	Meter Cost	Special Charges	Total Cost	Avg Unit Cost	% of Total Cost
Site: GREEN ELEMENTARY SCH - GREEN ELEMENTARY SCH							
Electricity	29,400	KWH	\$3,911.23	\$0.00	\$3,911.23	0.1330	67.27%
Natural Gas	267	CCF	\$196.16	\$0.00	\$196.16	0.7347	3.37%
Water	334	CCF	\$1,306.53	\$0.00	\$1,306.53	3.9118	22.47%
Sewer	90	CCF	\$400.32	\$0.00	\$400.32	4.4480	6.89%
Total Cost:			\$5,814.24	\$0.00	\$5,814.24		

For GREEN ELEMENTARY SCH



Filters: Cost Center Name Not Equal To DoNotReport; Billing Period Equal To 201206All Meter CodesAll Group Names

el Paso

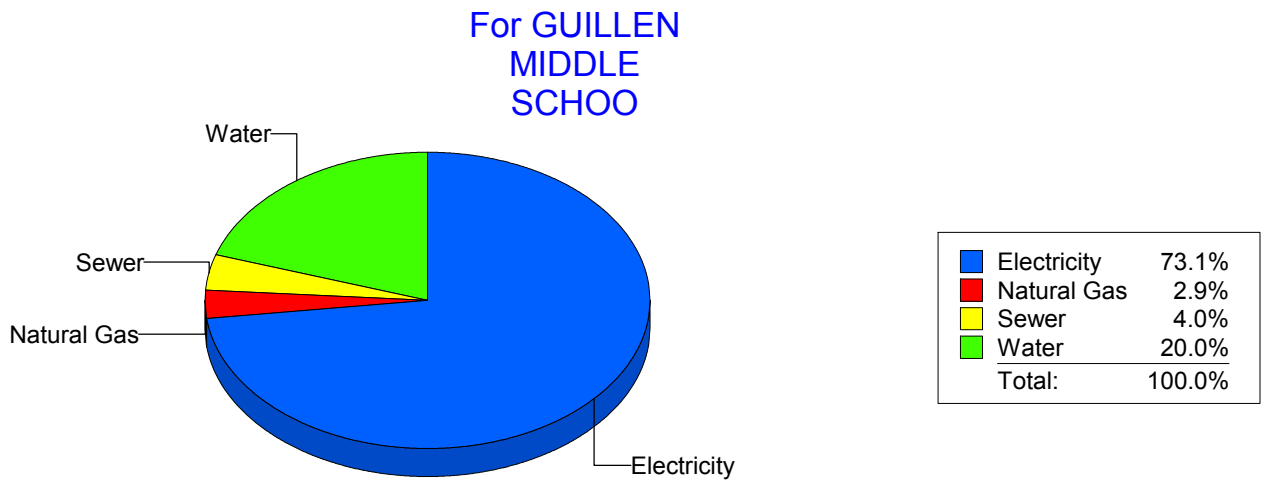
Energy CAP

Cost Avoidance Program

Cost Summary Graph

Grouped by Energy Type

Energy Type	Use	Units	Meter Cost	Special Charges	Total Cost	Avg Unit Cost	% of Total Cost
Site: GUILLEN MIDDLE SCHOOL - GUILLEN MIDDLE SCHOOL							
Electricity	77,303	KWH	\$9,773.87	\$0.00	\$9,773.87	0.1264	73.12%
Natural Gas	647	CCF	\$383.52	\$0.00	\$383.52	0.5928	2.87%
Water	1,094	CCF	\$2,676.60	\$0.00	\$2,676.60	2.4466	20.03%
Sewer	249	CCF	\$532.04	\$0.00	\$532.04	2.1367	3.98%
Total Cost:			\$13,366.03	\$0.00	\$13,366.03		



Filters: Cost Center Name Not Equal To DoNotReport; Billing Period Equal To 201206All Meter CodesAll Group Names

el Paso

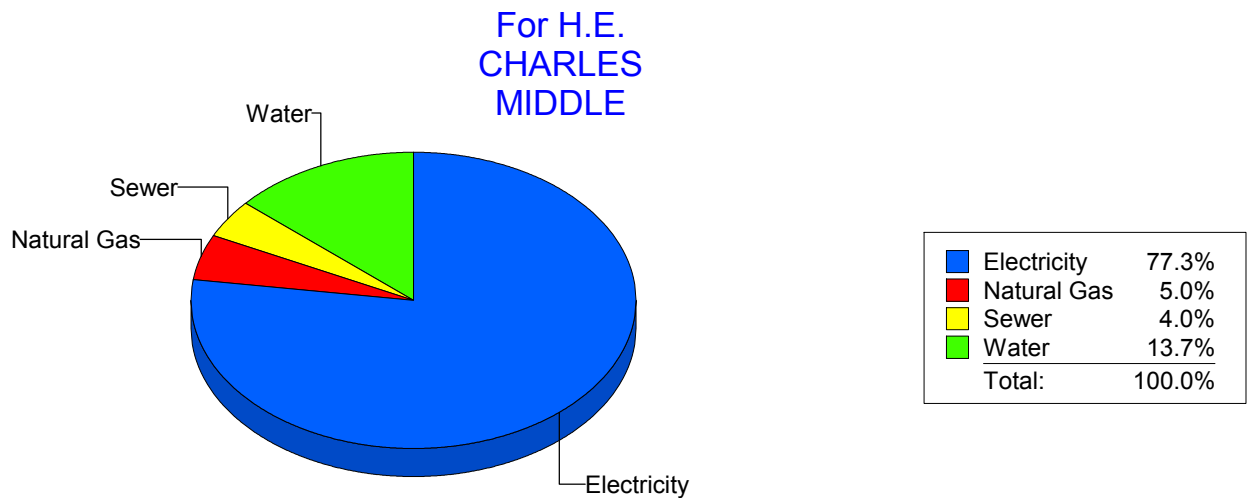
Energy CAP

Cost Avoidance Program

Cost Summary Graph

Grouped by Energy Type

Energy Type	Use	Units	Meter Cost	Special Charges	Total Cost	Avg Unit Cost	% of Total Cost
Site: H.E. CHARLES MIDDLE - H.E. CHARLES MIDDLE							
Electricity	67,982	KWH	\$10,218.85	\$0.00	\$10,218.85	0.1503	77.30%
Natural Gas	1,221	CCF	\$659.27	\$0.00	\$659.27	0.5399	4.99%
Water	673	CCF	\$1,814.70	\$0.00	\$1,814.70	2.6964	13.73%
Sewer	236	CCF	\$527.47	\$0.00	\$527.47	2.2350	3.99%
Total Cost:			\$13,220.29	\$0.00	\$13,220.29		



Filters: Cost Center Name Not Equal To DoNotReport; Billing Period Equal To 201206All Meter CodesAll Group Names

elpaso

Energy CAP

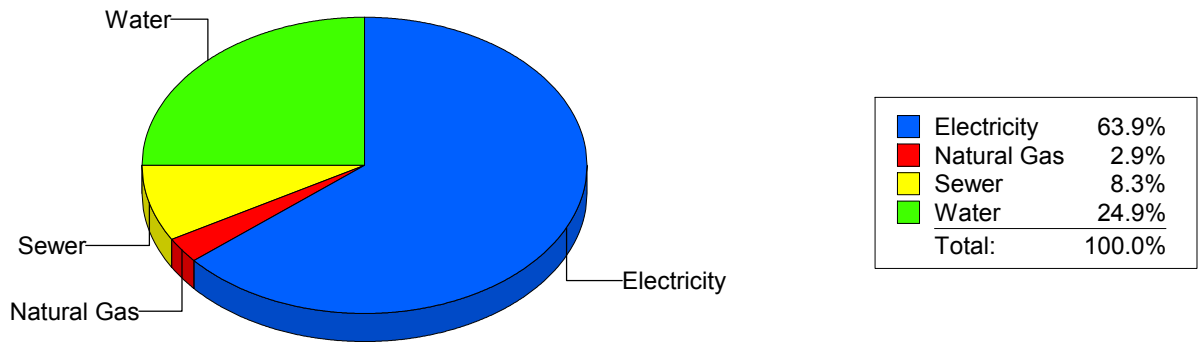
Cost Avoidance Program

Cost Summary Graph

Grouped by Energy Type

Energy Type	Use	Units	Meter Cost	Special Charges	Total Cost	Avg Unit Cost	% of Total Cost
Site: HART ELEMENTARY SCHO - HART ELEMENTARY SCHO							
Electricity	15,351	KWH	\$2,658.62	\$0.00	\$2,658.62	0.1732	63.87%
Natural Gas	191	CCF	\$121.06	\$0.00	\$121.06	0.6338	2.91%
Water	396	CCF	\$1,035.52	\$0.00	\$1,035.52	2.6149	24.88%
Sewer	149	CCF	\$347.34	\$0.00	\$347.34	2.3311	8.34%
Total Cost:			\$4,162.54	\$0.00	\$4,162.54		

For HART
ELEMENTARY
SCHO



Filters: Cost Center Name Not Equal To DoNotReport; Billing Period Equal To 201206All Meter CodesAll Group Names

el paso

Energy CAP

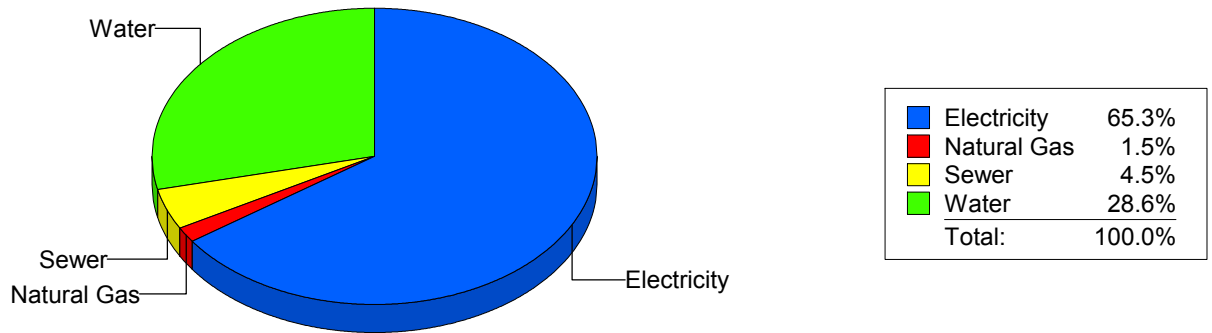
Cost Avoidance Program

Cost Summary Graph

Grouped by Energy Type

Energy Type	Use	Units	Meter Cost	Special Charges	Total Cost	Avg Unit Cost	% of Total Cost
Site: HAWKINS ELEMENTARY S - HAWKINS ELEMENTARY S							
Electricity	22,574	KWH	\$2,897.52	\$0.00	\$2,897.52	0.1284	65.34%
Natural Gas	74	CCF	\$65.48	\$0.00	\$65.48	0.8849	1.48%
Water	299	CCF	\$1,269.64	\$0.00	\$1,269.64	4.2463	28.63%
Sewer	56	CCF	\$201.58	\$0.00	\$201.58	3.5996	4.55%
Total Cost:			\$4,434.22	\$0.00	\$4,434.22		

For HAWKINS
ELEMENTARY
S



Filters: Cost Center Name Not Equal To DoNotReport; Billing Period Equal To 201206All Meter CodesAll Group Names

el Paso

Energy CAP

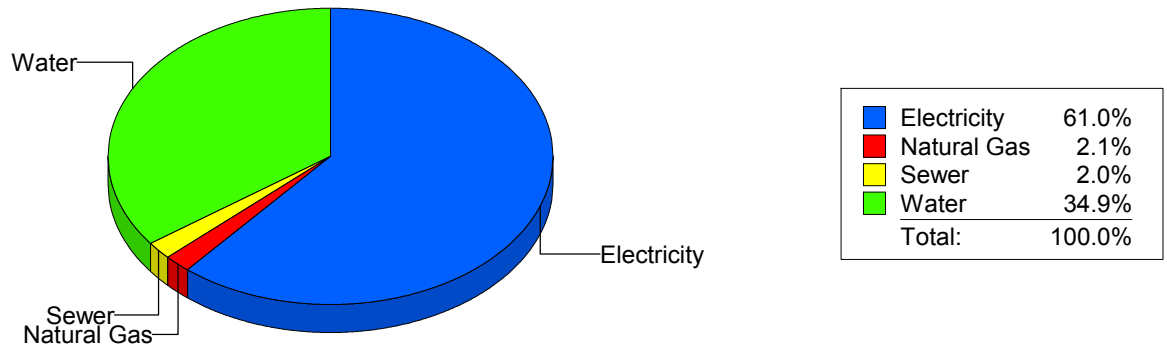
Cost Avoidance Program

Cost Summary Graph

Grouped by Energy Type

Energy Type	Use	Units	Meter Cost	Special Charges	Total Cost	Avg Unit Cost	% of Total Cost
Site: HENDERSON MIDDLE SCH - HENDERSON MIDDLE SCH							
Electricity	52,176	KWH	\$7,186.69	\$0.00	\$7,186.69	0.1377	60.97%
Natural Gas	448	CCF	\$249.80	\$0.00	\$249.80	0.5576	2.12%
Water	1,200	CCF	\$4,114.13	\$0.00	\$4,114.13	3.4284	34.91%
Sewer	131	CCF	\$235.72	\$0.00	\$235.72	1.7994	2.00%
Total Cost:			\$11,786.34	\$0.00	\$11,786.34		

For
HENDERSON
MIDDLE SCH



Filters: Cost Center Name Not Equal To DoNotReport; Billing Period Equal To 201206All Meter CodesAll Group Names

el paso

Energy CAP

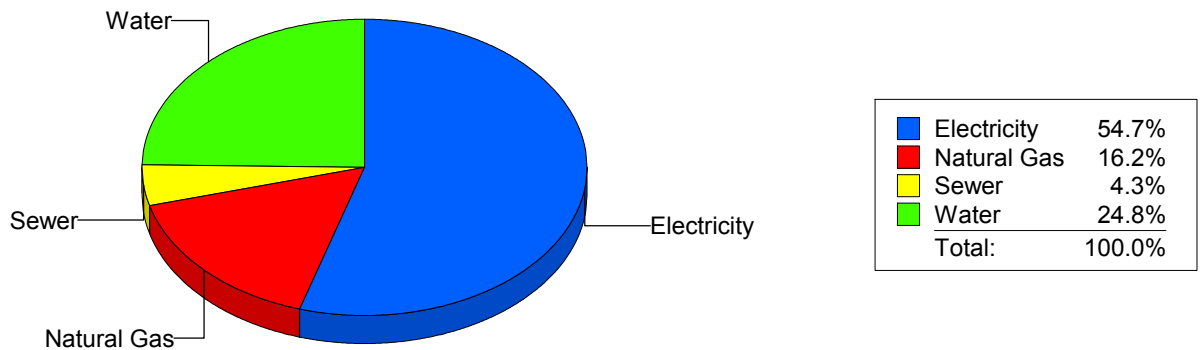
Cost Avoidance Program

Cost Summary Graph

Grouped by Energy Type

Energy Type	Use	Units	Meter Cost	Special Charges	Total Cost	Avg Unit Cost	% of Total Cost
Site: HERCULES COTTAGES - HERCULES COTTAGES							
Electricity	3,134	KWH	\$630.96	\$0.00	\$630.96	0.2013	54.72%
Natural Gas	5	CCF	\$187.02	\$0.00	\$187.02	37.4040	16.22%
Water	71	CCF	\$285.49	\$0.00	\$285.49	4.0210	24.76%
Sewer	14	CCF	\$49.57	\$0.00	\$49.57	3.5407	4.30%
Total Cost:			\$1,153.04	\$0.00	\$1,153.04		

For HERCULES COTTAGES



Filters: Cost Center Name Not Equal To DoNotReport; Billing Period Equal To 201206All Meter CodesAll Group Names

elpaso

Energy CAP

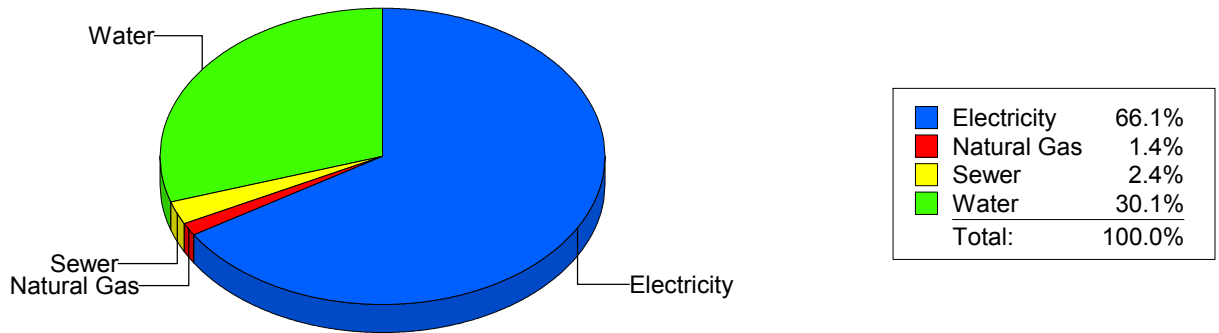
Cost Avoidance Program

Cost Summary Graph

Grouped by Energy Type

Energy Type	Use	Units	Meter Cost	Special Charges	Total Cost	Avg Unit Cost	% of Total Cost
Site: HERRERA - HERRERA ELEMENTARY							
Electricity	48,600	KWH	\$8,464.10	\$0.00	\$8,464.10	0.1742	66.13%
Natural Gas	313	CCF	\$182.18	\$0.00	\$182.18	0.5820	1.42%
Water	1,076	CCF	\$3,850.17	\$0.00	\$3,850.17	3.5782	30.08%
Sewer	65	CCF	\$303.46	\$0.00	\$303.46	4.6686	2.37%
Total Cost:			\$12,799.91	\$0.00	\$12,799.91		

For HERRERA ELEMENTARY



Filters: Cost Center Name Not Equal To DoNotReport; Billing Period Equal To 201206All Meter CodesAll Group Names

elpaso

Energy CAP

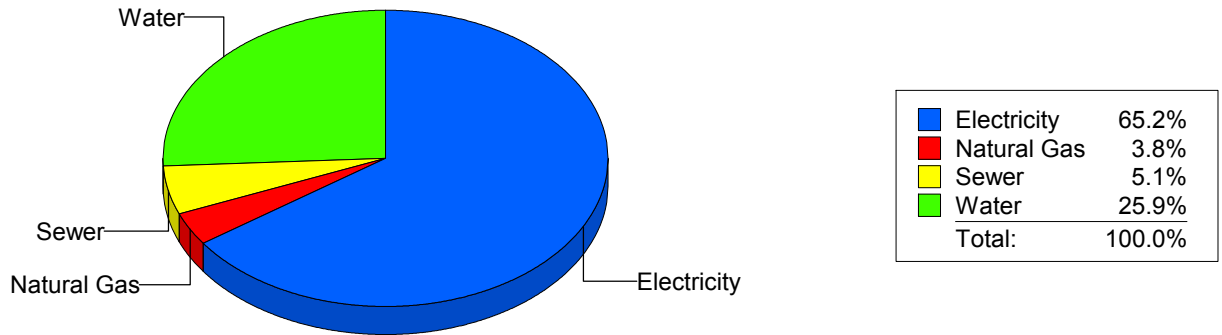
Cost Avoidance Program

Cost Summary Graph

Grouped by Energy Type

Energy Type	Use	Units	Meter Cost	Special Charges	Total Cost	Avg Unit Cost	% of Total Cost
Site: HILLSIDE ELEMENTARY - HILLSIDE ELEMENTARY							
Electricity	22,769	KWH	\$4,576.18	\$0.00	\$4,576.18	0.2010	65.20%
Natural Gas	280	CCF	\$264.28	\$0.00	\$264.28	0.9439	3.77%
Water	502	CCF	\$1,818.96	\$0.00	\$1,818.96	3.6234	25.92%
Sewer	117	CCF	\$359.12	\$0.00	\$359.12	3.0694	5.12%
Total Cost:			\$7,018.54	\$0.00	\$7,018.54		

For HILLSIDE ELEMENTARY



Filters: Cost Center Name Not Equal To DoNotReport; Billing Period Equal To 201206All Meter CodesAll Group Names

el paso

Energy CAP

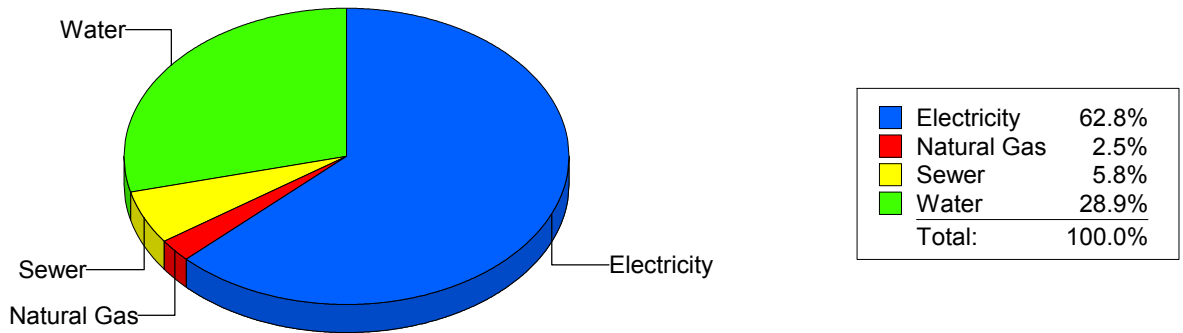
Cost Avoidance Program

Cost Summary Graph

Grouped by Energy Type

Energy Type	Use	Units	Meter Cost	Special Charges	Total Cost	Avg Unit Cost	% of Total Cost
Site: HOUSTON INTERMEDIATE - HOUSTON INTERMEDIATE							
Electricity	28,224	KWH	\$3,358.78	\$0.00	\$3,358.78	0.1190	62.78%
Natural Gas	63	CCF	\$135.30	\$0.00	\$135.30	2.1476	2.53%
Water	382	CCF	\$1,545.63	\$0.00	\$1,545.63	4.0462	28.89%
Sewer	72	CCF	\$310.58	\$0.00	\$310.58	4.3136	5.80%
Total Cost:			\$5,350.29	\$0.00	\$5,350.29		

For HOUSTON INTERMEDIATE



Filters: Cost Center Name Not Equal To DoNotReport; Billing Period Equal To 201206All Meter CodesAll Group Names

elpaso

Energy CAP

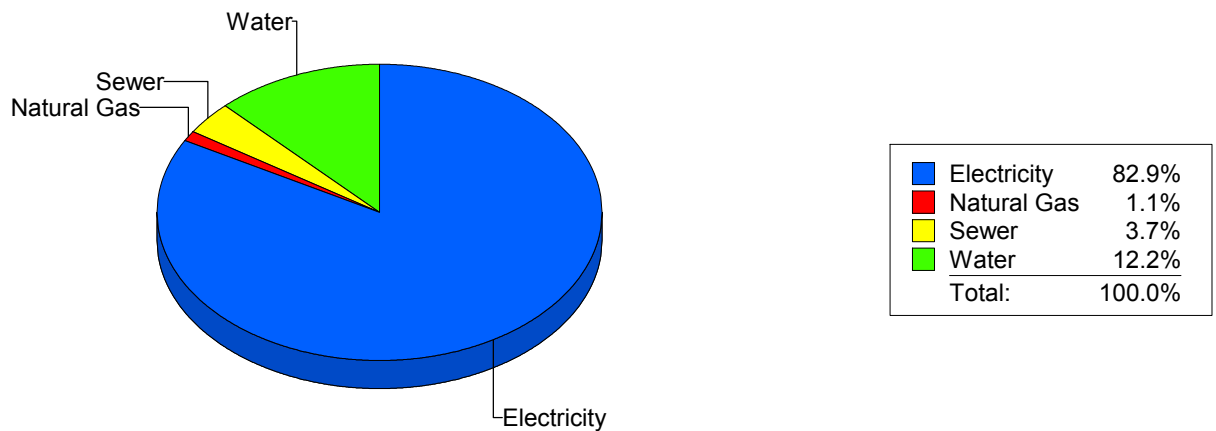
Cost Avoidance Program

Cost Summary Graph

Grouped by Energy Type

Energy Type	Use	Units	Meter Cost	Special Charges	Total Cost	Avg Unit Cost	% of Total Cost
Site: MOYE - HR MOYE							
Electricity	46,920	KWH	\$7,654.09	\$0.00	\$7,654.09	0.1631	82.94%
Natural Gas	0	CCF	\$105.55	\$0.00	\$105.55	0.0000	1.14%
Water	231	CCF	\$1,124.67	\$0.00	\$1,124.67	4.8687	12.19%
Sewer	96	CCF	\$344.07	\$0.00	\$344.07	3.5841	3.73%
Total Cost:			\$9,228.38	\$0.00	\$9,228.38		

For HR MOYE



Filters: Cost Center Name Not Equal To DoNotReport; Billing Period Equal To 201206All Meter CodesAll Group Names

el Paso

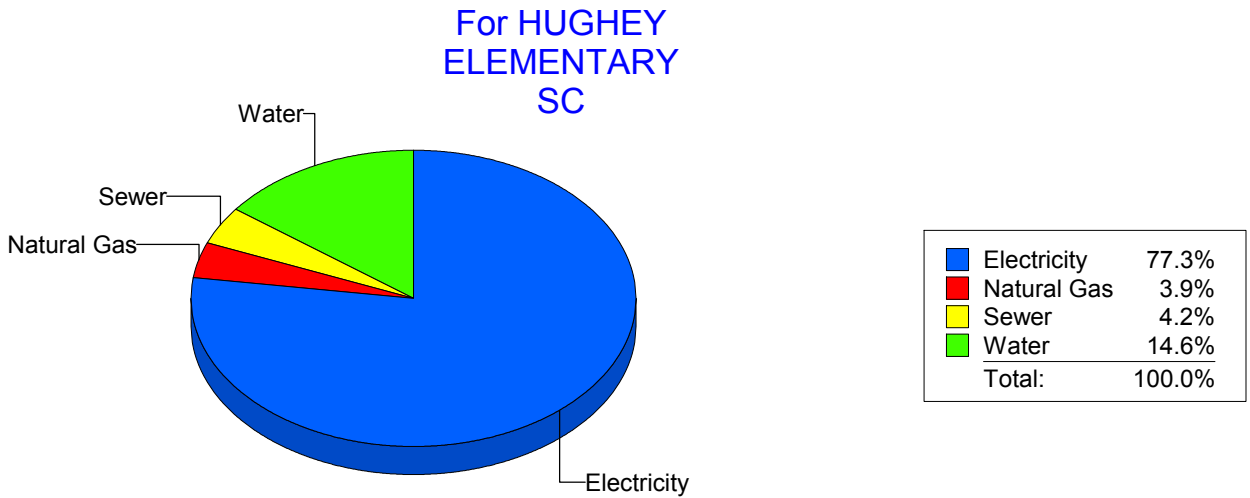
Energy CAP

Cost Avoidance Program

Cost Summary Graph

Grouped by Energy Type

Energy Type	Use	Units	Meter Cost	Special Charges	Total Cost	Avg Unit Cost	% of Total Cost
Site: HUGHEY ELEMENTARY SC - HUGHEY ELEMENTARY SC							
Electricity	21,009	KWH	\$4,014.71	\$0.00	\$4,014.71	0.1911	77.27%
Natural Gas	277	CCF	\$201.16	\$0.00	\$201.16	0.7262	3.87%
Water	207	CCF	\$760.93	\$0.00	\$760.93	3.6760	14.65%
Sewer	69	CCF	\$218.61	\$0.00	\$218.61	3.1683	4.21%
Total Cost:			\$5,195.41	\$0.00	\$5,195.41		



Filters: Cost Center Name Not Equal To DoNotReport; Billing Period Equal To 201206All Meter CodesAll Group Names

elpaso

Energy CAP

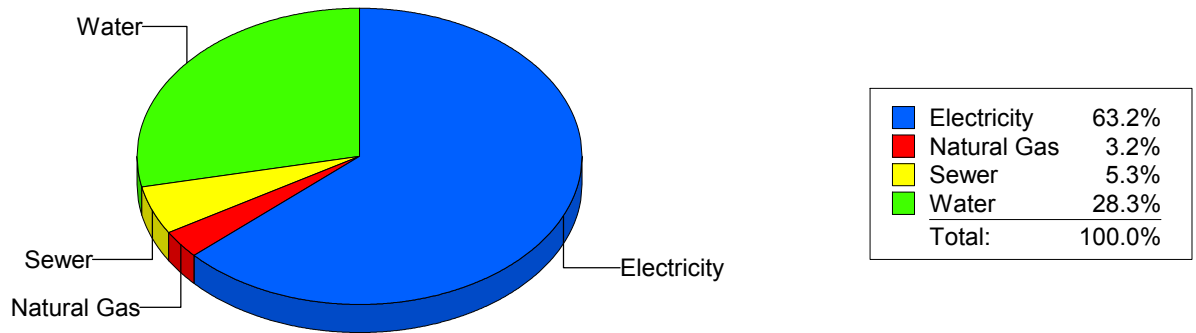
Cost Avoidance Program

Cost Summary Graph

Grouped by Energy Type

Energy Type	Use	Units	Meter Cost	Special Charges	Total Cost	Avg Unit Cost	% of Total Cost
Site: IRVIN HIGH SCHOOL - IRVIN HIGH SCHOOL							
Electricity	96,604	KWH	\$13,669.62	\$0.00	\$13,669.62	0.1415	63.24%
Natural Gas	1,297	CCF	\$695.88	\$0.00	\$695.88	0.5365	3.22%
Water	2,338	CCF	\$6,113.84	\$0.00	\$6,113.84	2.6150	28.28%
Sewer	760	CCF	\$1,137.34	\$0.00	\$1,137.34	1.4965	5.26%
Total Cost:			\$21,616.68	\$0.00	\$21,616.68		

For IRVIN HIGH SCHOOL



Filters: Cost Center Name Not Equal To DoNotReport; Billing Period Equal To 201206All Meter CodesAll Group Names

elpaso

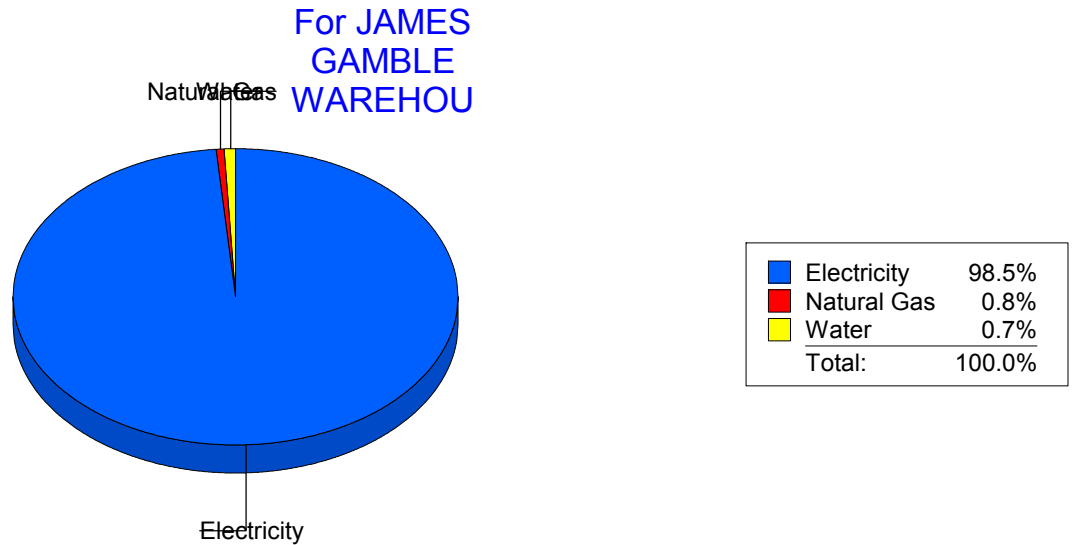
Energy CAP

Cost Avoidance Program

Cost Summary Graph

Grouped by Energy Type

Energy Type	Use	Units	Meter Cost	Special Charges	Total Cost	Avg Unit Cost	% of Total Cost
Site: JAMES GAMBLE WAREHOU - JAMES GAMBLE WAREHOU							
Electricity	40,100	KWH	\$5,201.13	\$0.00	\$5,201.13	0.1297	98.53%
Natural Gas	8	CCF	\$40.16	\$0.00	\$40.16	5.0200	0.76%
Water	0	CCF	\$37.45	\$0.00	\$37.45	0.0000	0.71%
Total Cost:			\$5,278.74	\$0.00	\$5,278.74		



Filters: Cost Center Name Not Equal To DoNotReport; Billing Period Equal To 201206All Meter CodesAll Group Names

elpaso

Energy CAP

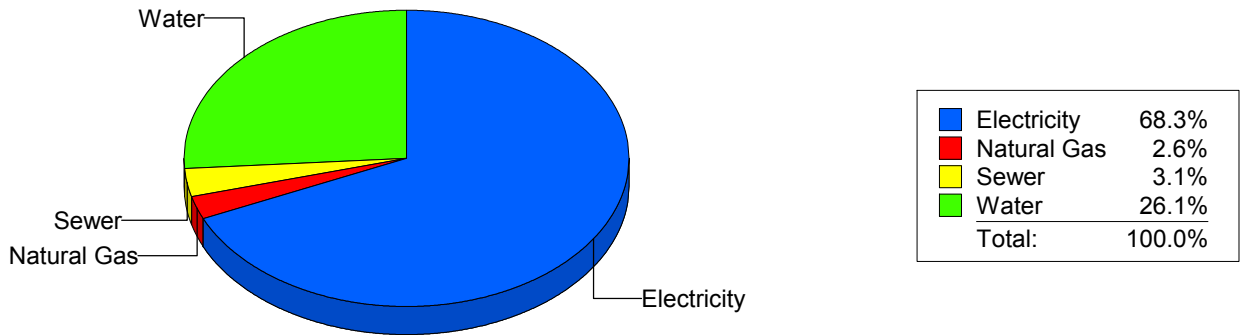
Cost Avoidance Program

Cost Summary Graph

Grouped by Energy Type

Energy Type	Use	Units	Meter Cost	Special Charges	Total Cost	Avg Unit Cost	% of Total Cost
Site: JEFFERSON HIGH SCHOO - JEFFERSON HIGH SCHOO							
Electricity	110,298	KWH	\$14,164.70	\$0.00	\$14,164.70	0.1284	68.27%
Natural Gas	560	CCF	\$533.25	\$0.00	\$533.25	0.9522	2.57%
Water	1,622	CCF	\$5,414.44	\$0.00	\$5,414.44	3.3381	26.10%
Sewer	215	CCF	\$636.55	\$0.00	\$636.55	2.9607	3.07%
Total Cost:			\$20,748.94	\$0.00	\$20,748.94		

For
JEFFERSON
HIGH SCHOOL



Filters: Cost Center Name Not Equal To DoNotReport; Billing Period Equal To 201206All Meter CodesAll Group Names

elpaso

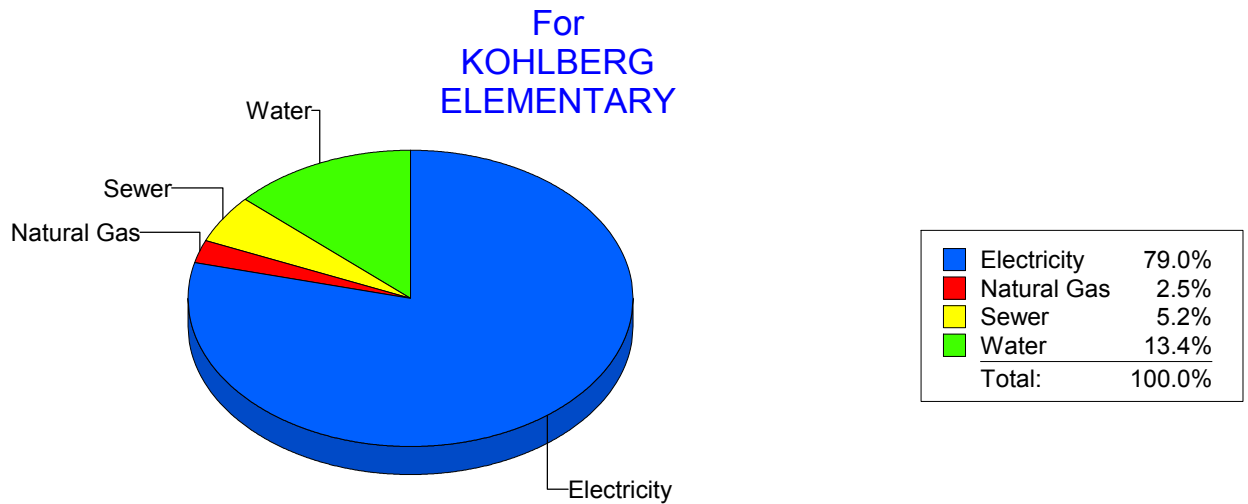
Energy CAP

Cost Avoidance Program

Cost Summary Graph

Grouped by Energy Type

Energy Type	Use	Units	Meter Cost	Special Charges	Total Cost	Avg Unit Cost	% of Total Cost
Site: KOHLBERG ELEMENTARY - KOHLBERG ELEMENTARY							
Electricity	30,780	KWH	\$5,393.25	\$0.00	\$5,393.25	0.1752	78.97%
Natural Gas	210	CCF	\$167.60	\$0.00	\$167.60	0.7981	2.45%
Water	326	CCF	\$915.91	\$0.00	\$915.91	2.8095	13.41%
Sewer	128	CCF	\$352.52	\$0.00	\$352.52	2.7541	5.16%
Total Cost:			\$6,829.28	\$0.00	\$6,829.28		



Filters: Cost Center Name Not Equal To DoNotReport; Billing Period Equal To 201206All Meter CodesAll Group Names

el Paso

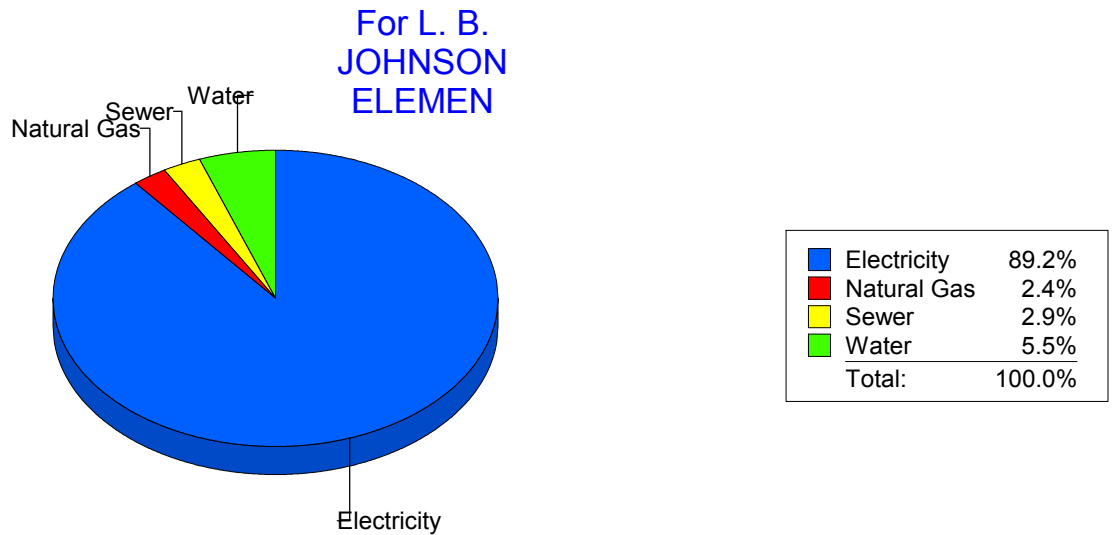
Energy CAP

Cost Avoidance Program

Cost Summary Graph

Grouped by Energy Type

Energy Type	Use	Units	Meter Cost	Special Charges	Total Cost	Avg Unit Cost	% of Total Cost
Site: L. B. JOHNSON ELEMEN - L. B. JOHNSON ELEMEN							
Electricity	47,300	KWH	\$7,731.69	\$0.00	\$7,731.69	0.1635	89.24%
Natural Gas	292	CCF	\$208.68	\$0.00	\$208.68	0.7147	2.41%
Water	331	CCF	\$475.85	\$0.00	\$475.85	1.4376	5.49%
Sewer	81	CCF	\$247.85	\$0.00	\$247.85	3.0599	2.86%
Total Cost:			\$8,664.07	\$0.00	\$8,664.07		



Filters: Cost Center Name Not Equal To DoNotReport; Billing Period Equal To 201206All Meter CodesAll Group Names

elpaso

Energy CAP

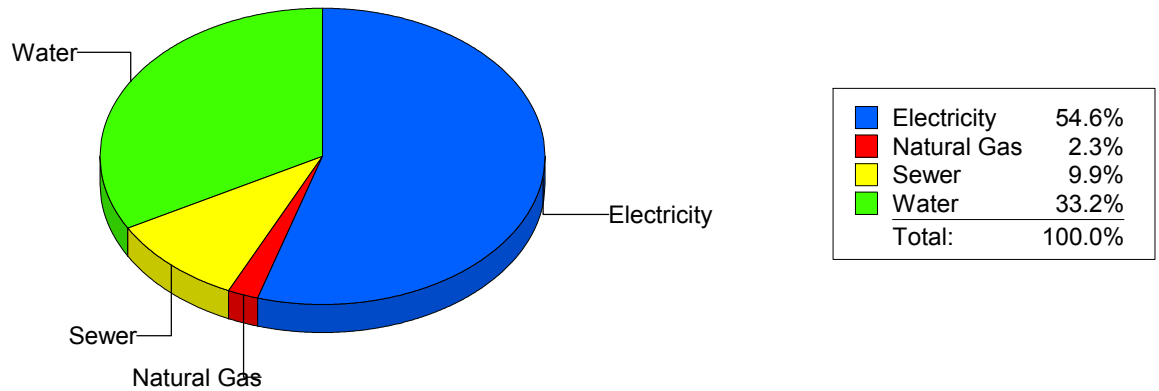
Cost Avoidance Program

Cost Summary Graph

Grouped by Energy Type

Energy Type	Use	Units	Meter Cost	Special Charges	Total Cost	Avg Unit Cost	% of Total Cost
Site: LAMAR ELEMENTARY SCH - LAMAR ELEMENTARY SCH							
Electricity	28,200	KWH	\$4,028.68	\$0.00	\$4,028.68	0.1429	54.64%
Natural Gas	142	CCF	\$170.55	\$0.00	\$170.55	1.2011	2.31%
Water	866	CCF	\$2,444.49	\$0.00	\$2,444.49	2.8227	33.16%
Sewer	291	CCF	\$728.80	\$0.00	\$728.80	2.5045	9.89%
Total Cost:			\$7,372.52	\$0.00	\$7,372.52		

For LAMAR
ELEMENTARY
SCH



Filters: Cost Center Name Not Equal To DoNotReport; Billing Period Equal To 201206All Meter CodesAll Group Names

elpaso

Energy CAP

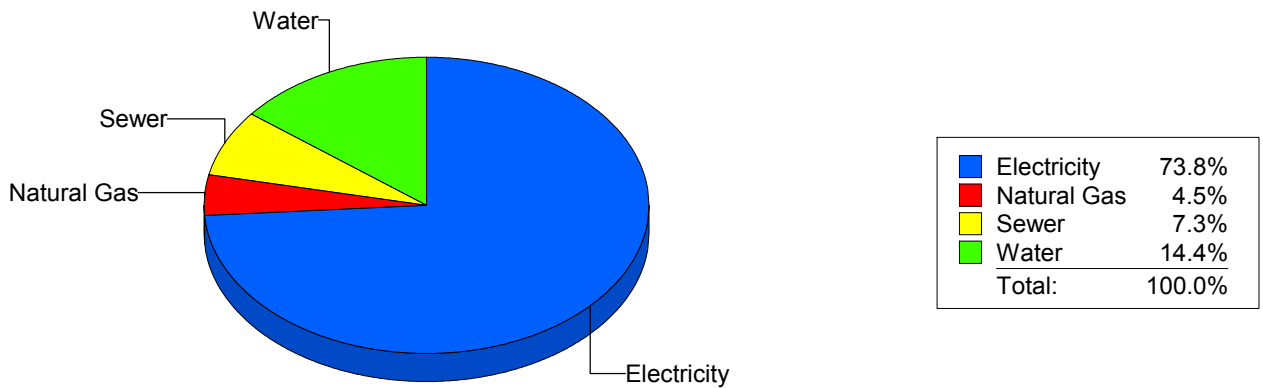
Cost Avoidance Program

Cost Summary Graph

Grouped by Energy Type

Energy Type	Use	Units	Meter Cost	Special Charges	Total Cost	Avg Unit Cost	% of Total Cost
Site: LEE ELEMENTARY - LEE ELEMENTARY							
Electricity	22,401	KWH	\$4,228.38	\$0.00	\$4,228.38	0.1888	73.77%
Natural Gas	313	CCF	\$256.22	\$0.00	\$256.22	0.8186	4.47%
Water	222	CCF	\$826.48	\$0.00	\$826.48	3.7229	14.42%
Sewer	100	CCF	\$421.09	\$0.00	\$421.09	4.2109	7.35%
Total Cost:			\$5,732.17	\$0.00	\$5,732.17		

For LEE ELEMENTARY



Filters: Cost Center Name Not Equal To DoNotReport; Billing Period Equal To 201206All Meter CodesAll Group Names

el Paso

Energy CAP

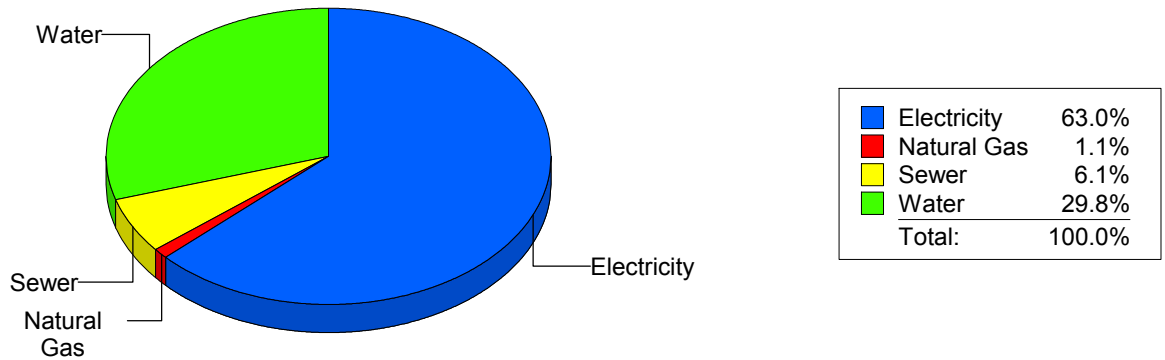
Cost Avoidance Program

Cost Summary Graph

Grouped by Energy Type

Energy Type	Use	Units	Meter Cost	Special Charges	Total Cost	Avg Unit Cost	% of Total Cost
Site: LINCOLN MIDDLE SCHOO - LINCOLN MIDDLE SCHOO							
Electricity	94,600	KWH	\$14,458.38	\$0.00	\$14,458.38	0.1528	62.95%
Natural Gas	467	CCF	\$259.33	\$0.00	\$259.33	0.5553	1.13%
Water	2,790	CCF	\$6,847.74	\$0.00	\$6,847.74	2.4544	29.82%
Sewer	962	CCF	\$1,401.96	\$0.00	\$1,401.96	1.4573	6.10%
Total Cost:			\$22,967.41	\$0.00	\$22,967.41		

For LINCOLN MIDDLE SCHOO



Filters: Cost Center Name Not Equal To DoNotReport; Billing Period Equal To 201206All Meter CodesAll Group Names

elpaso

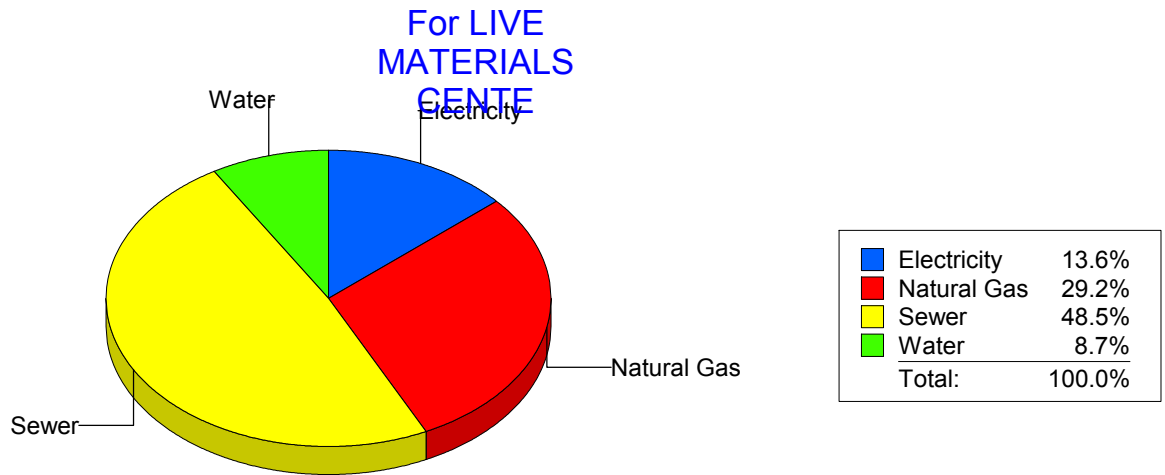
Energy CAP

Cost Avoidance Program

Cost Summary Graph

Grouped by Energy Type

Energy Type	Use	Units	Meter Cost	Special Charges	Total Cost	Avg Unit Cost	% of Total Cost
Site: LIVE MATERIALS CENTE - LIVE MATERIALS CENTE							
Electricity		9 KWH	\$34.38	\$0.00	\$34.38	3.8200	13.56%
Natural Gas		0 CCF	\$74.04	\$0.00	\$74.04	0.0000	29.21%
Water		0 CCF	\$22.04	\$0.00	\$22.04	0.0000	8.70%
Sewer		78 CCF	\$123.00	\$0.00	\$123.00	1.5769	48.53%
Total Cost:			\$253.46	\$0.00	\$253.46		



Filters: Cost Center Name Not Equal To DoNotReport; Billing Period Equal To 201206All Meter CodesAll Group Names

elpaso

Energy CAP

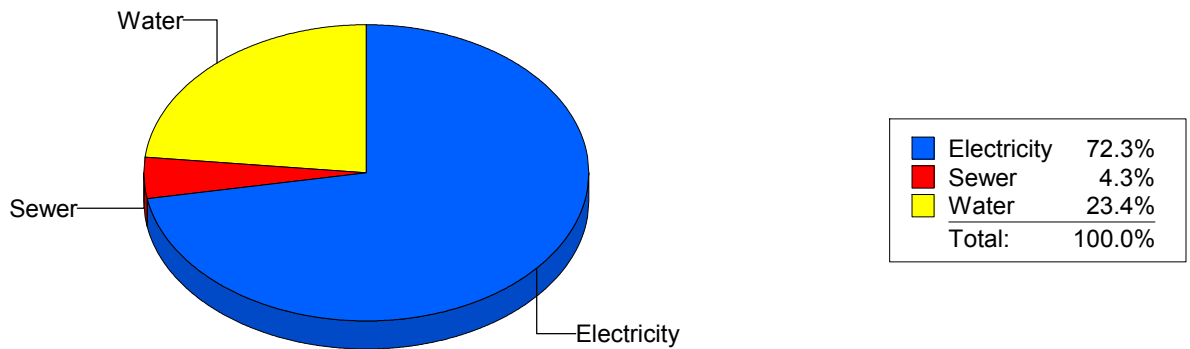
Cost Avoidance Program

Cost Summary Graph

Grouped by Energy Type

Energy Type	Use	Units	Meter Cost	Special Charges	Total Cost	Avg Unit Cost	% of Total Cost
Site: LOGAN ELEMENTARY - LOGAN ELEMENTARY							
Electricity	14,000	KWH	\$2,932.26	\$0.00	\$2,932.26	0.2094	72.29%
Water	303	CCF	\$950.01	\$0.00	\$950.01	3.1353	23.42%
Sewer	84	CCF	\$174.15	\$0.00	\$174.15	2.0732	4.29%
Total Cost:			\$4,056.42	\$0.00	\$4,056.42		

For LOGAN ELEMENTARY



Filters: Cost Center Name Not Equal To DoNotReport; Billing Period Equal To 201206All Meter CodesAll Group Names

elpaso

Energy CAP

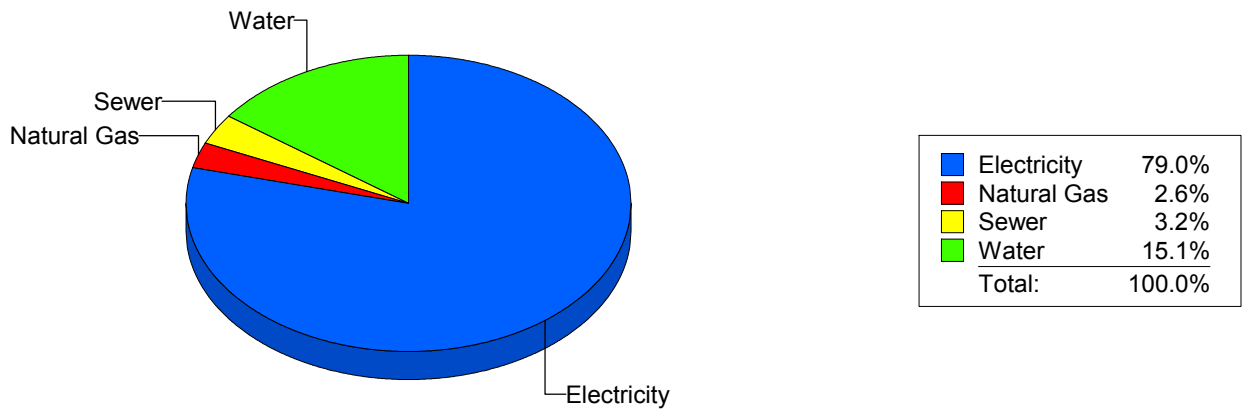
Cost Avoidance Program

Cost Summary Graph

Grouped by Energy Type

Energy Type	Use	Units	Meter Cost	Special Charges	Total Cost	Avg Unit Cost	% of Total Cost
Site: LUNDY - LUNDY							
Electricity	43,000	KWH	\$7,651.32	\$0.00	\$7,651.32	0.1779	79.01%
Natural Gas	410	CCF	\$256.14	\$0.00	\$256.14	0.6247	2.64%
Water	401	CCF	\$1,465.56	\$0.00	\$1,465.56	3.6548	15.13%
Sewer	71	CCF	\$311.32	\$0.00	\$311.32	4.3848	3.21%
Total Cost:			\$9,684.34	\$0.00	\$9,684.34		

For LUNDY



Filters: Cost Center Name Not Equal To DoNotReport; Billing Period Equal To 201206All Meter CodesAll Group Names

elpaso

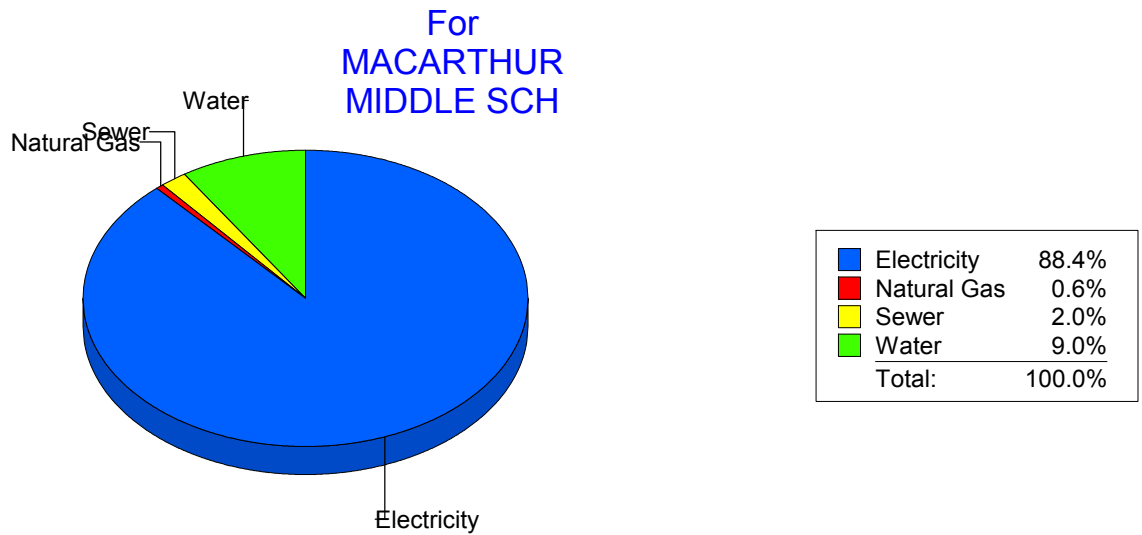
Energy CAP

Cost Avoidance Program

Cost Summary Graph

Grouped by Energy Type

Energy Type	Use	Units	Meter Cost	Special Charges	Total Cost	Avg Unit Cost	% of Total Cost
Site: MACARTHUR MIDDLE SCH - MACARTHUR MIDDLE SCH							
Electricity	102,520	KWH	\$12,982.20	\$0.00	\$12,982.20	0.1266	88.42%
Natural Gas	121	CCF	\$85.99	\$0.00	\$85.99	0.7107	0.59%
Water	430	CCF	\$1,326.60	\$0.00	\$1,326.60	3.0851	9.04%
Sewer	111	CCF	\$287.15	\$0.00	\$287.15	2.5869	1.96%
Total Cost:			\$14,681.94	\$0.00	\$14,681.94		



Filters: Cost Center Name Not Equal To DoNotReport; Billing Period Equal To 201206All Meter CodesAll Group Names

elpaso

Energy CAP

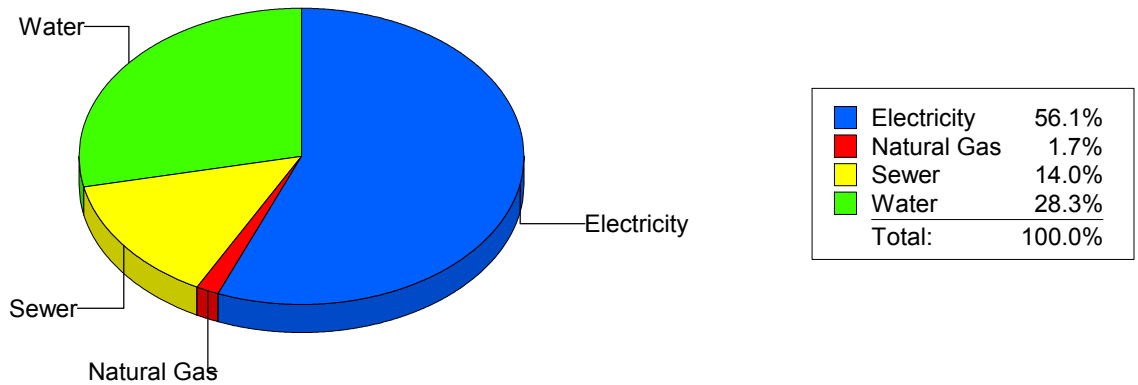
Cost Avoidance Program

Cost Summary Graph

Grouped by Energy Type

Energy Type	Use	Units	Meter Cost	Special Charges	Total Cost	Avg Unit Cost	% of Total Cost
Site: MAGOFFIN MIDDLE SCHO - MAGOFFIN MIDDLE SCHO							
Electricity	12,799	KWH	\$1,883.02	\$0.00	\$1,883.02	0.1471	56.09%
Natural Gas	49	CCF	\$56.02	\$0.00	\$56.02	1.1433	1.67%
Water	341	CCF	\$949.51	\$0.00	\$949.51	2.7845	28.28%
Sewer	191	CCF	\$468.52	\$0.00	\$468.52	2.4530	13.96%
Total Cost:			\$3,357.07	\$0.00	\$3,357.07		

For MAGOFFIN MIDDLE SCHO



Filters: Cost Center Name Not Equal To DoNotReport; Billing Period Equal To 201206All Meter CodesAll Group Names

el Paso

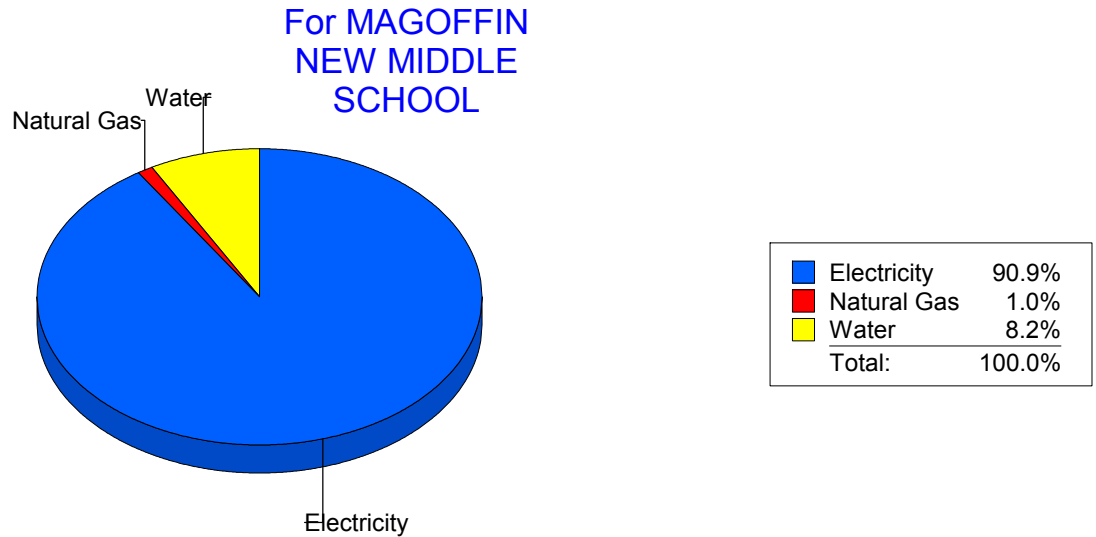
Energy CAP

Cost Avoidance Program

Cost Summary Graph

Grouped by Energy Type

Energy Type	Use	Units	Meter Cost	Special Charges	Total Cost	Avg Unit Cost	% of Total Cost
Site: MAGOFFINMIDDLESCHOOLN047 - MAGOFFIN NEW MIDDLE SCHOOL							
Electricity	129,800	KWH	\$15,570.22	\$0.00	\$15,570.22	0.1200	90.85%
Natural Gas	289	CCF	\$170.15	\$0.00	\$170.15	0.5888	0.99%
Water	336	CCF	\$1,397.77	\$0.00	\$1,397.77	4.1600	8.16%
Total Cost:			\$17,138.14	\$0.00	\$17,138.14		



Filters: Cost Center Name Not Equal To DoNotReport; Billing Period Equal To 201206All Meter CodesAll Group Names

elpaso

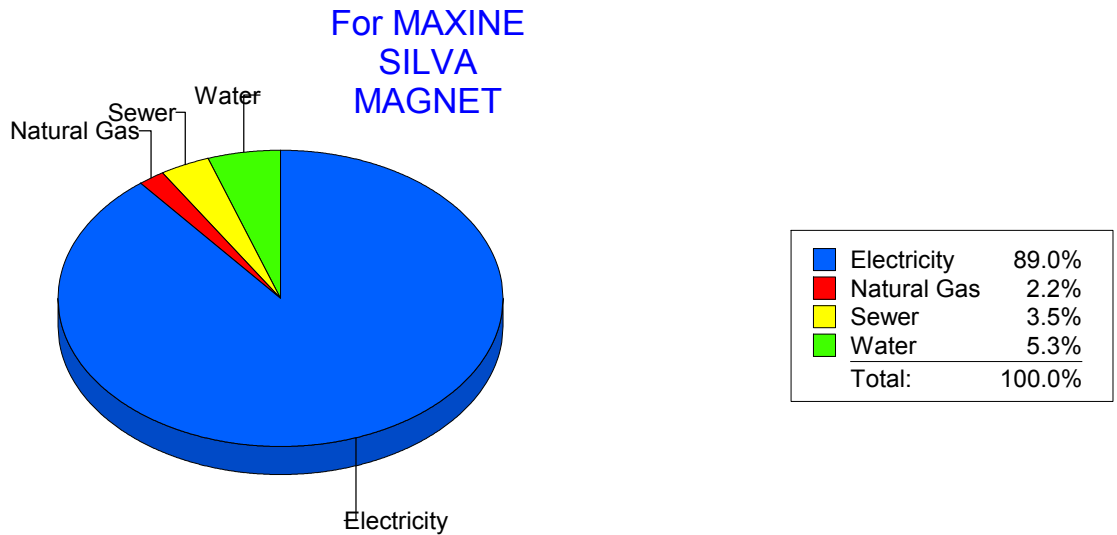
Energy CAP

Cost Avoidance Program

Cost Summary Graph

Grouped by Energy Type

Energy Type	Use	Units	Meter Cost	Special Charges	Total Cost	Avg Unit Cost	% of Total Cost
Site: MAXINE SILVA MAGNET - MAXINE SILVA MAGNET							
Electricity	87,300	KWH	\$9,792.65	\$0.00	\$9,792.65	0.1122	89.03%
Natural Gas	423	CCF	\$237.28	\$0.00	\$237.28	0.5609	2.16%
Water	291	CCF	\$585.01	\$0.00	\$585.01	2.0103	5.32%
Sewer	185	CCF	\$384.09	\$0.00	\$384.09	2.0762	3.49%
Total Cost:			\$10,999.03	\$0.00	\$10,999.03		



Filters: Cost Center Name Not Equal To DoNotReport; Billing Period Equal To 201206All Meter CodesAll Group Names

elpaso

Energy CAP

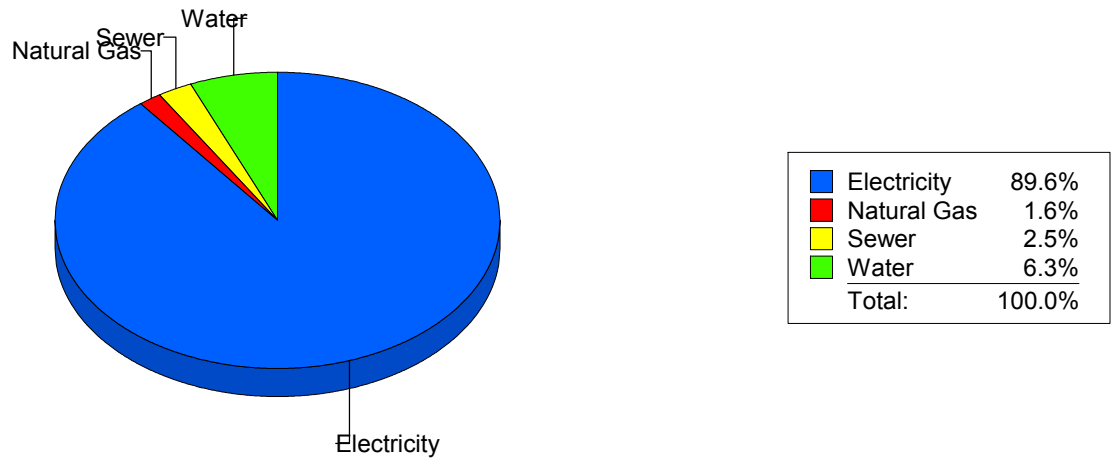
Cost Avoidance Program

Cost Summary Graph

Grouped by Energy Type

Energy Type	Use	Units	Meter Cost	Special Charges	Total Cost	Avg Unit Cost	% of Total Cost
Site: MESITA ELEMENTARY - MESITA ELEMENTARY							
Electricity	97,440	KWH	\$13,428.47	\$0.00	\$13,428.47	0.1378	89.56%
Natural Gas	369	CCF	\$243.18	\$0.00	\$243.18	0.6590	1.62%
Water	279	CCF	\$950.23	\$0.00	\$950.23	3.4058	6.34%
Sewer	117	CCF	\$371.58	\$0.00	\$371.58	3.1759	2.48%
Total Cost:			\$14,993.46	\$0.00	\$14,993.46		

For MESITA ELEMENTARY



Filters: Cost Center Name Not Equal To DoNotReport; Billing Period Equal To 201206All Meter CodesAll Group Names

elpaso

Energy CAP

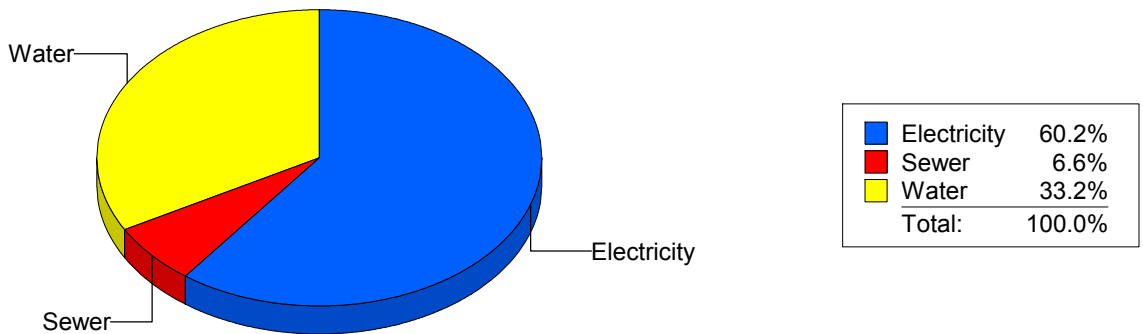
Cost Avoidance Program

Cost Summary Graph

Grouped by Energy Type

Energy Type	Use	Units	Meter Cost	Special Charges	Total Cost	Avg Unit Cost	% of Total Cost
Site: MILAM ELEMENTARY - MILAM ELEMENTARY							
Electricity	16,320	KWH	\$2,391.28	\$0.00	\$2,391.28	0.1465	60.24%
Water	375	CCF	\$1,316.31	\$0.00	\$1,316.31	3.5102	33.16%
Sewer	92	CCF	\$262.26	\$0.00	\$262.26	2.8507	6.61%
Total Cost:			\$3,969.85	\$0.00	\$3,969.85		

For MILAM ELEMENTARY



Filters: Cost Center Name Not Equal To DoNotReport; Billing Period Equal To 201206All Meter CodesAll Group Names

elpaso

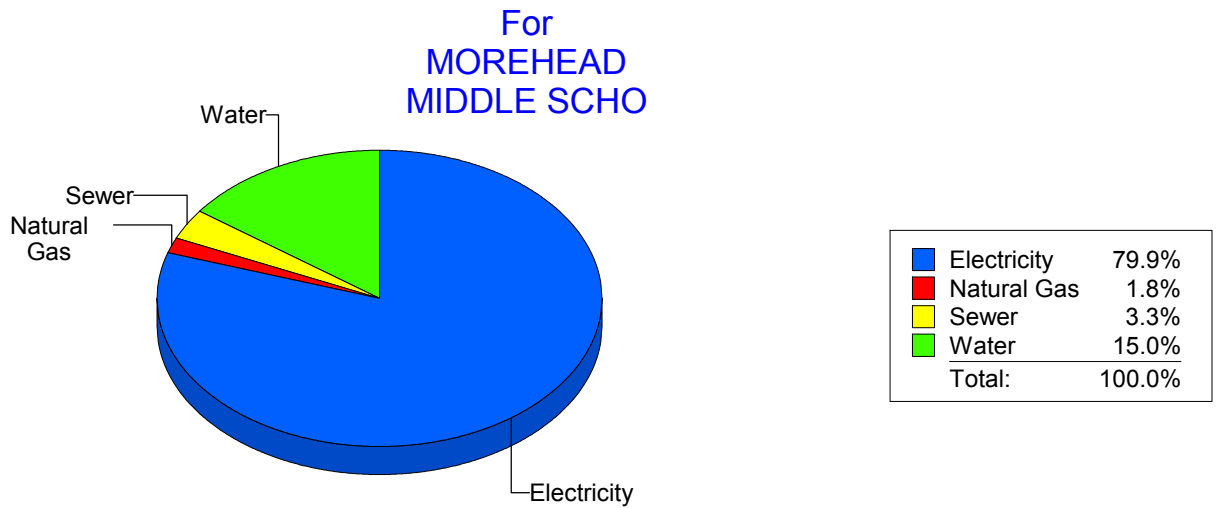
Energy CAP

Cost Avoidance Program

Cost Summary Graph

Grouped by Energy Type

Energy Type	Use	Units	Meter Cost	Special Charges	Total Cost	Avg Unit Cost	% of Total Cost
Site: MOREHEAD MIDDLE SCHO - MOREHEAD MIDDLE SCHO							
Electricity	72,140	KWH	\$11,070.08	\$0.00	\$11,070.08	0.1535	79.90%
Natural Gas	447	CCF	\$249.31	\$0.00	\$249.31	0.5577	1.80%
Water	1,360	CCF	\$2,083.56	\$0.00	\$2,083.56	1.5320	15.04%
Sewer	178	CCF	\$451.49	\$0.00	\$451.49	2.5365	3.26%
Total Cost:			\$13,854.44	\$0.00	\$13,854.44		



Filters: Cost Center Name Not Equal To DoNotReport; Billing Period Equal To 201206All Meter CodesAll Group Names

elpaso

Energy CAP

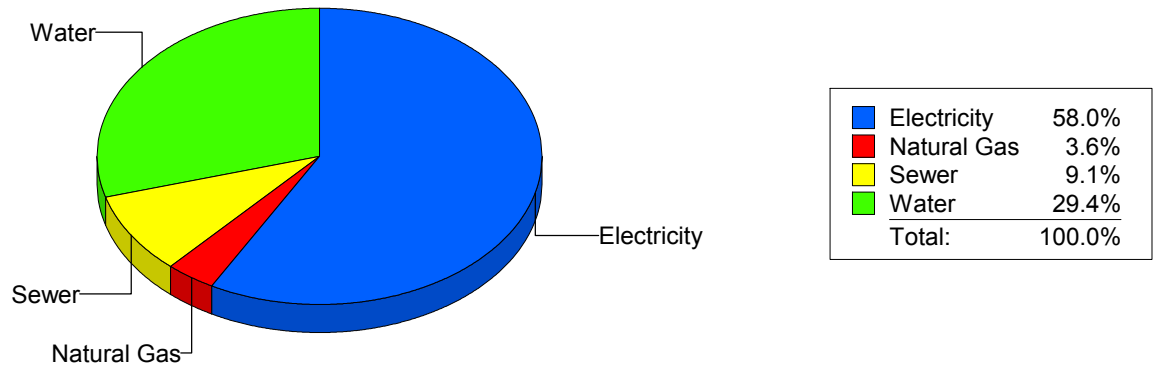
Cost Avoidance Program

Cost Summary Graph

Grouped by Energy Type

Energy Type	Use	Units	Meter Cost	Special Charges	Total Cost	Avg Unit Cost	% of Total Cost
Site: NEWMAN ELEMENTARY - NEWMAN ELEMENTARY							
Electricity	17,831	KWH	\$3,140.05	\$0.00	\$3,140.05	0.1761	57.97%
Natural Gas	186	CCF	\$192.60	\$0.00	\$192.60	1.0355	3.56%
Water	686	CCF	\$1,591.26	\$0.00	\$1,591.26	2.3196	29.38%
Sewer	288	CCF	\$492.35	\$0.00	\$492.35	1.7095	9.09%
Total Cost:			\$5,416.26	\$0.00	\$5,416.26		

For NEWMAN ELEMENTARY



Filters: Cost Center Name Not Equal To DoNotReport; Billing Period Equal To 201206All Meter CodesAll Group Names

elpaso

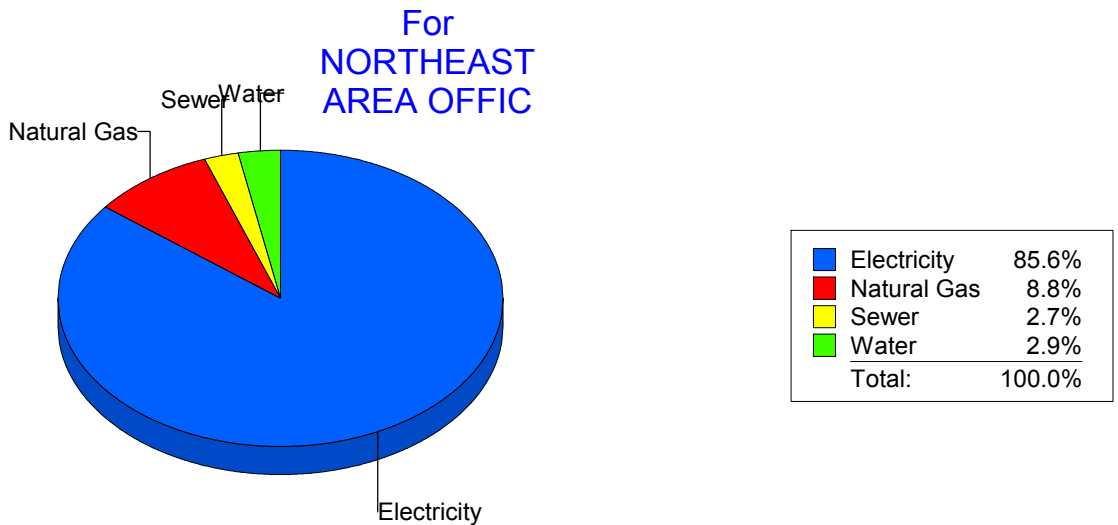
Energy CAP

Cost Avoidance Program

Cost Summary Graph

Grouped by Energy Type

Energy Type	Use	Units	Meter Cost	Special Charges	Total Cost	Avg Unit Cost	% of Total Cost
Site: NORTHEAST AREA OFFIC - NORTHEAST AREA OFFIC							
Electricity	15,840	KWH	\$1,546.50	\$0.00	\$1,546.50	0.0976	85.64%
Natural Gas	26	CCF	\$158.07	\$0.00	\$158.07	6.0796	8.75%
Water	6	CCF	\$53.02	\$0.00	\$53.02	8.8367	2.94%
Sewer	5	CCF	\$48.19	\$0.00	\$48.19	9.6380	2.67%
Total Cost:			\$1,805.78	\$0.00	\$1,805.78		



Filters: Cost Center Name Not Equal To DoNotReport; Billing Period Equal To 201206All Meter CodesAll Group Names

elpaso

Energy CAP

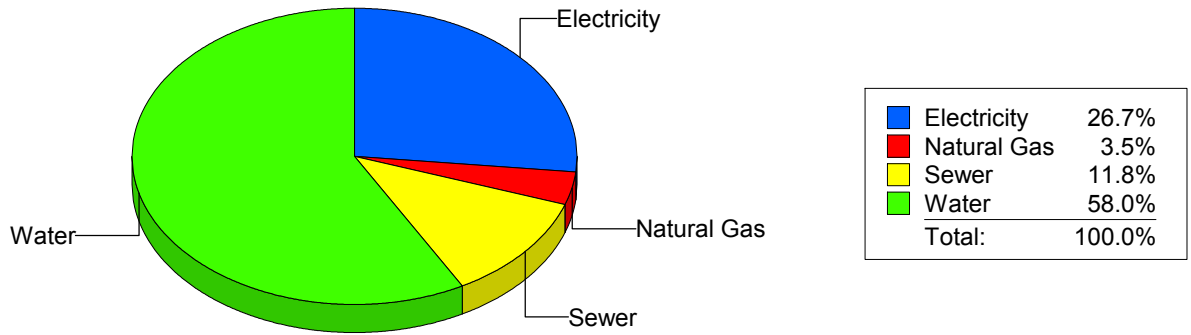
Cost Avoidance Program

Cost Summary Graph

Grouped by Energy Type

Energy Type	Use	Units	Meter Cost	Special Charges	Total Cost	Avg Unit Cost	% of Total Cost
Site: NORTHEAST AREA TRANS - NORTHEAST AREA TRANS							
Electricity	5,762	KWH	\$625.81	\$0.00	\$625.81	0.1086	26.69%
Natural Gas	21	CCF	\$82.11	\$0.00	\$82.11	3.9100	3.50%
Water	299	CCF	\$1,359.52	\$0.00	\$1,359.52	4.5469	57.98%
Sewer	45	CCF	\$277.26	\$0.00	\$277.26	6.1613	11.82%
Total Cost:			\$2,344.70	\$0.00	\$2,344.70		

For
NORTHEAST
AREA TRANS



Filters: Cost Center Name Not Equal To DoNotReport; Billing Period Equal To 201206All Meter CodesAll Group Names

el paso

Energy CAP

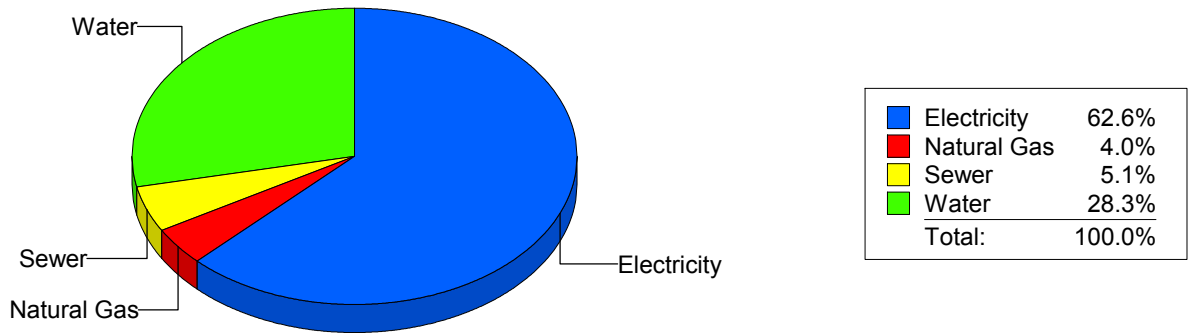
Cost Avoidance Program

Cost Summary Graph

Grouped by Energy Type

Energy Type	Use	Units	Meter Cost	Special Charges	Total Cost	Avg Unit Cost	% of Total Cost
Site: OCCUPATIONAL CTR. - OCCUPATIONAL CTR.							
Electricity	4,100	KWH	\$700.97	\$0.00	\$700.97	0.1710	62.59%
Natural Gas	20	CCF	\$44.72	\$0.00	\$44.72	2.2360	3.99%
Water	58	CCF	\$316.74	\$0.00	\$316.74	5.4610	28.28%
Sewer	5	CCF	\$57.51	\$0.00	\$57.51	11.5020	5.14%
Total Cost:			\$1,119.94	\$0.00	\$1,119.94		

For OCCUPATIONAL CTR.



Filters: Cost Center Name Not Equal To DoNotReport; Billing Period Equal To 201206All Meter CodesAll Group Names

elpaso

Energy CAP

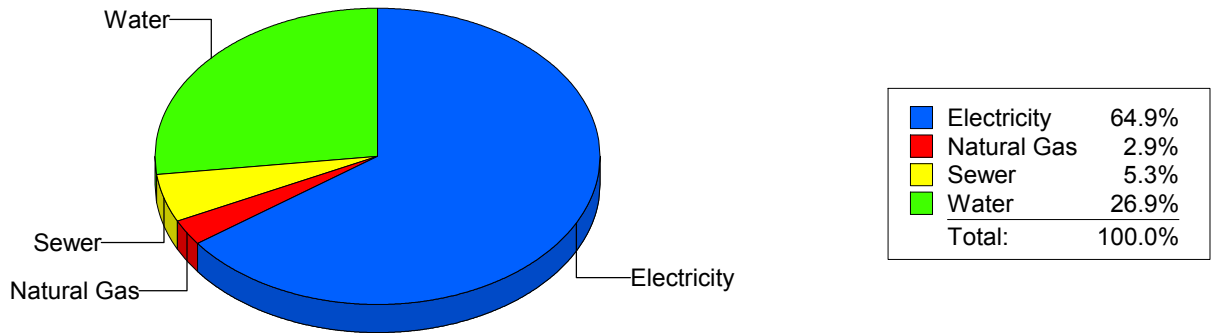
Cost Avoidance Program

Cost Summary Graph

Grouped by Energy Type

Energy Type	Use	Units	Meter Cost	Special Charges	Total Cost	Avg Unit Cost	% of Total Cost
Site: PARK ELEMENTARY - PARK ELEMENTARY							
Electricity	17,210	KWH	\$3,793.26	\$0.00	\$3,793.26	0.2204	64.93%
Natural Gas	139	CCF	\$169.06	\$0.00	\$169.06	1.2163	2.89%
Water	428	CCF	\$1,571.02	\$0.00	\$1,571.02	3.6706	26.89%
Sewer	99	CCF	\$308.87	\$0.00	\$308.87	3.1199	5.29%
Total Cost:			\$5,842.21	\$0.00	\$5,842.21		

For PARK ELEMENTARY



Filters: Cost Center Name Not Equal To DoNotReport; Billing Period Equal To 201206All Meter CodesAll Group Names

elpaso

Energy CAP

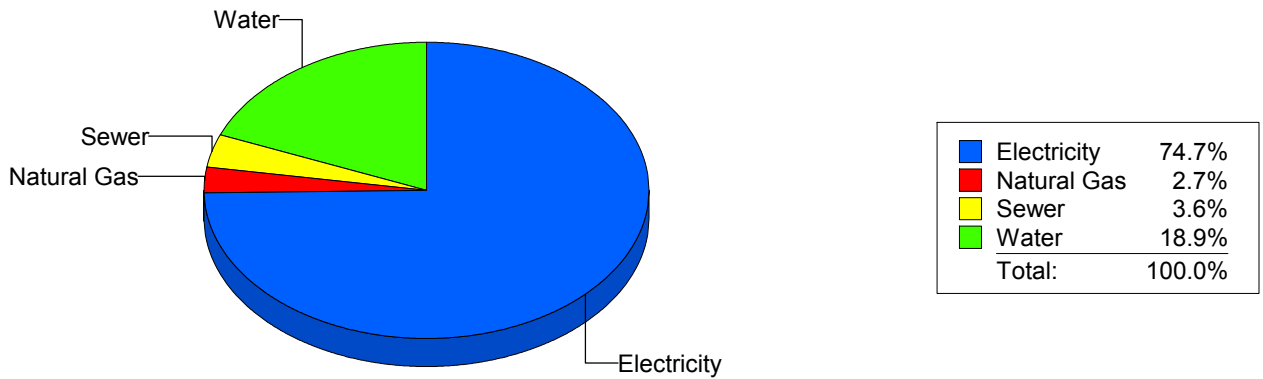
Cost Avoidance Program

Cost Summary Graph

Grouped by Energy Type

Energy Type	Use	Units	Meter Cost	Special Charges	Total Cost	Avg Unit Cost	% of Total Cost
Site: PAUL MORENO - PAUL MORENO							
Electricity	46,800	KWH	\$6,934.57	\$0.00	\$6,934.57	0.1482	74.74%
Natural Gas	373	CCF	\$249.26	\$0.00	\$249.26	0.6683	2.69%
Water	431	CCF	\$1,755.88	\$0.00	\$1,755.88	4.0740	18.93%
Sewer	111	CCF	\$338.11	\$0.00	\$338.11	3.0460	3.64%
Total Cost:			\$9,277.82	\$0.00	\$9,277.82		

For PAUL MORENO



Filters: Cost Center Name Not Equal To DoNotReport; Billing Period Equal To 201206All Meter CodesAll Group Names

elpaso

Energy CAP

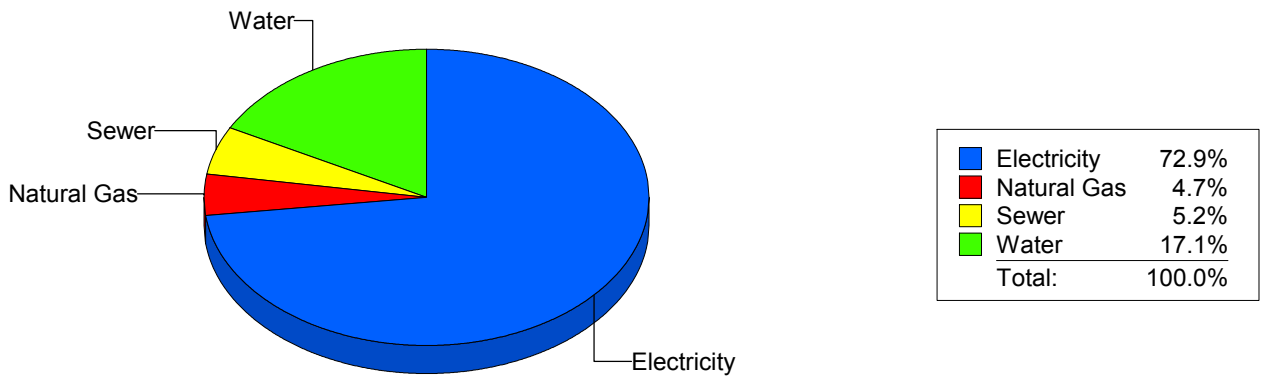
Cost Avoidance Program

Cost Summary Graph

Grouped by Energy Type

Energy Type	Use	Units	Meter Cost	Special Charges	Total Cost	Avg Unit Cost	% of Total Cost
Site: POLK ELEMENTARY - POLK ELEMENTARY							
Electricity	18,620	KWH	\$3,447.89	\$0.00	\$3,447.89	0.1852	72.93%
Natural Gas	246	CCF	\$222.65	\$0.00	\$222.65	0.9051	4.71%
Water	257	CCF	\$810.78	\$0.00	\$810.78	3.1548	17.15%
Sewer	80	CCF	\$246.54	\$0.00	\$246.54	3.0818	5.21%
Total Cost:			\$4,727.86	\$0.00	\$4,727.86		

For POLK ELEMENTARY



Filters: Cost Center Name Not Equal To DoNotReport; Billing Period Equal To 201206All Meter CodesAll Group Names

elpaso

Energy CAP

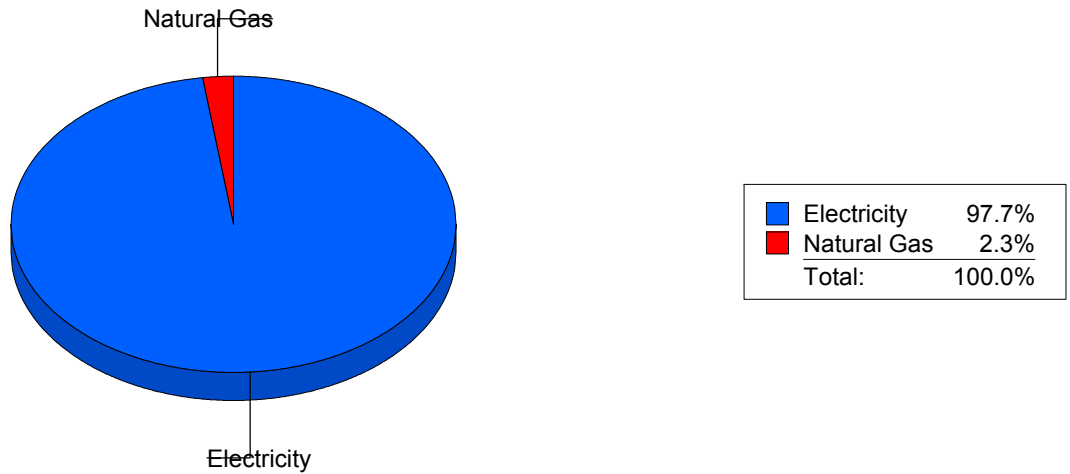
Cost Avoidance Program

Cost Summary Graph

Grouped by Energy Type

Energy Type	Use	Units	Meter Cost	Special Charges	Total Cost	Avg Unit Cost	% of Total Cost
Site: POWELL - POWELL							
Electricity	47,640	KWH	\$7,941.83	\$0.00	\$7,941.83	0.1667	97.67%
Natural Gas	328	CCF	\$189.69	\$0.00	\$189.69	0.5783	2.33%
Total Cost:			\$8,131.52	\$0.00	\$8,131.52		

For POWELL



Filters: Cost Center Name Not Equal To DoNotReport; Billing Period Equal To 201206All Meter CodesAll Group Names

el paso

Energy CAP

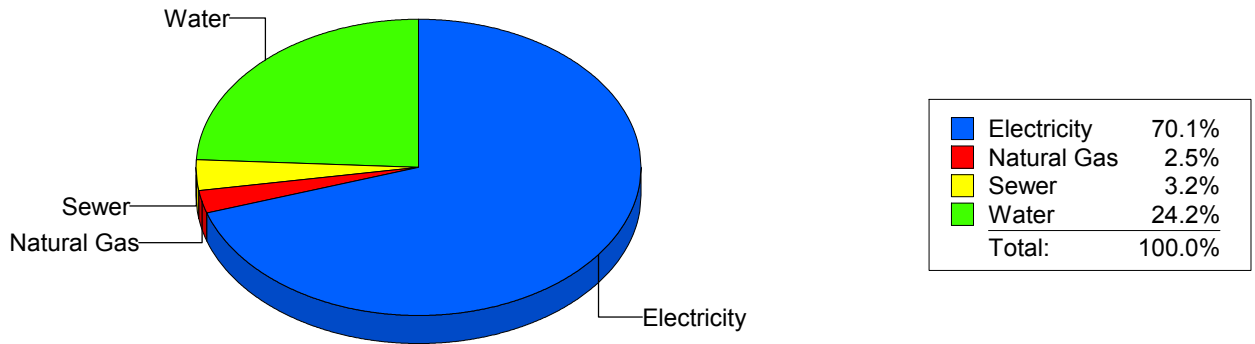
Cost Avoidance Program

Cost Summary Graph

Grouped by Energy Type

Energy Type	Use	Units	Meter Cost	Special Charges	Total Cost	Avg Unit Cost	% of Total Cost
Site: PUTNAM ELEMENTARY - PUTNAM ELEMENTARY							
Electricity	21,524	KWH	\$4,116.65	\$0.00	\$4,116.65	0.1913	70.10%
Natural Gas	164	CCF	\$144.46	\$0.00	\$144.46	0.8809	2.46%
Water	403	CCF	\$1,421.66	\$0.00	\$1,421.66	3.5277	24.21%
Sewer	88	CCF	\$190.18	\$0.00	\$190.18	2.1611	3.24%
Total Cost:			\$5,872.95	\$0.00	\$5,872.95		

For PUTNAM ELEMENTARY



Filters: Cost Center Name Not Equal To DoNotReport; Billing Period Equal To 201206All Meter CodesAll Group Names

el paso

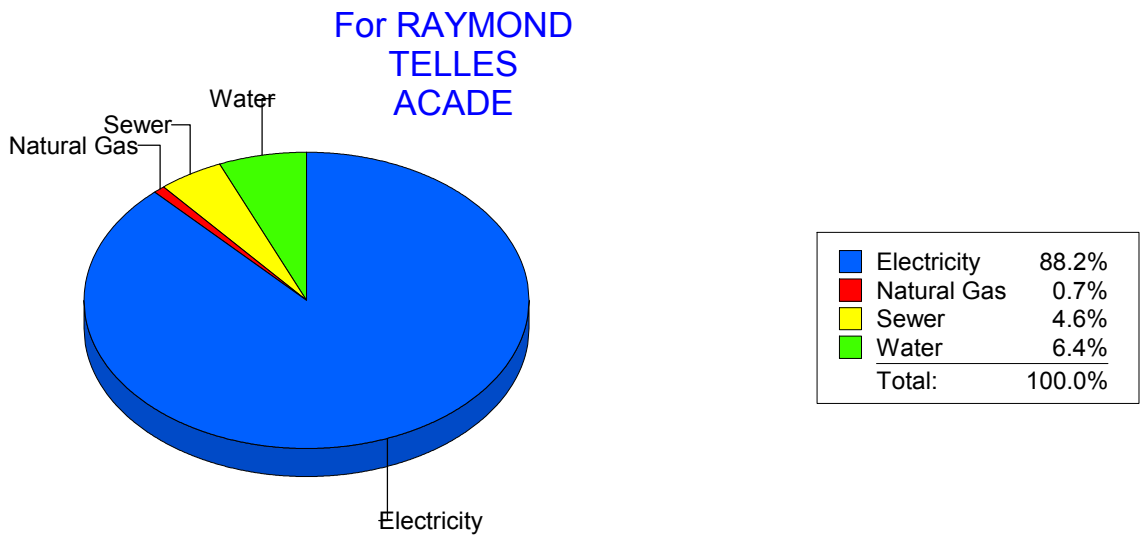
Energy CAP

Cost Avoidance Program

Cost Summary Graph

Grouped by Energy Type

Energy Type	Use	Units	Meter Cost	Special Charges	Total Cost	Avg Unit Cost	% of Total Cost
Site: RAYMOND TELLES ACADE - RAYMOND TELLES ACADE							
Electricity	47,800	KWH	\$5,451.48	\$0.00	\$5,451.48	0.1140	88.18%
Natural Gas	24	CCF	\$46.25	\$0.00	\$46.25	1.9271	0.75%
Water	166	CCF	\$398.76	\$0.00	\$398.76	2.4022	6.45%
Sewer	110	CCF	\$285.84	\$0.00	\$285.84	2.5985	4.62%
Total Cost:			\$6,182.33	\$0.00	\$6,182.33		



Filters: Cost Center Name Not Equal To DoNotReport; Billing Period Equal To 201206All Meter CodesAll Group Names

el Paso

Energy CAP

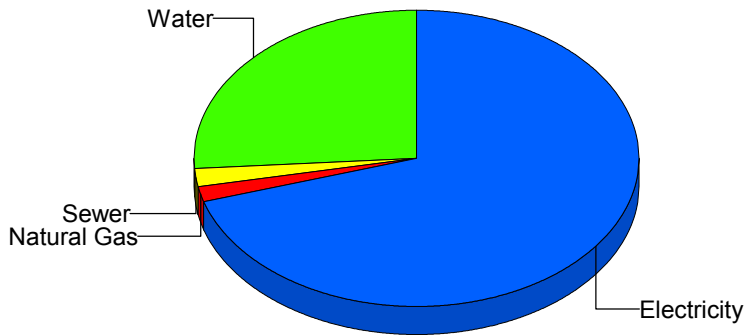
Cost Avoidance Program

Cost Summary Graph

Grouped by Energy Type

Energy Type	Use	Units	Meter Cost	Special Charges	Total Cost	Avg Unit Cost	% of Total Cost
Site: RICHARDSON MIDDLE - RICHARDSON MIDDLE							
Electricity	97,200	KWH	\$11,793.27	\$0.00	\$11,793.27	0.1213	70.24%
Natural Gas	546	CCF	\$297.96	\$0.00	\$297.96	0.5457	1.77%
Water	844	CCF	\$4,402.05	\$0.00	\$4,402.05	5.2157	26.22%
Sewer	119	CCF	\$297.63	\$0.00	\$297.63	2.5011	1.77%
Total Cost:			\$16,790.91	\$0.00	\$16,790.91		

For
RICHARDSON
MIDDLE



Electricity	70.2%
Natural Gas	1.8%
Sewer	1.8%
Water	26.2%
Total:	100.0%

Filters: Cost Center Name Not Equal To DoNotReport; Billing Period Equal To 201206All Meter CodesAll Group Names

elpaso

Energy CAP

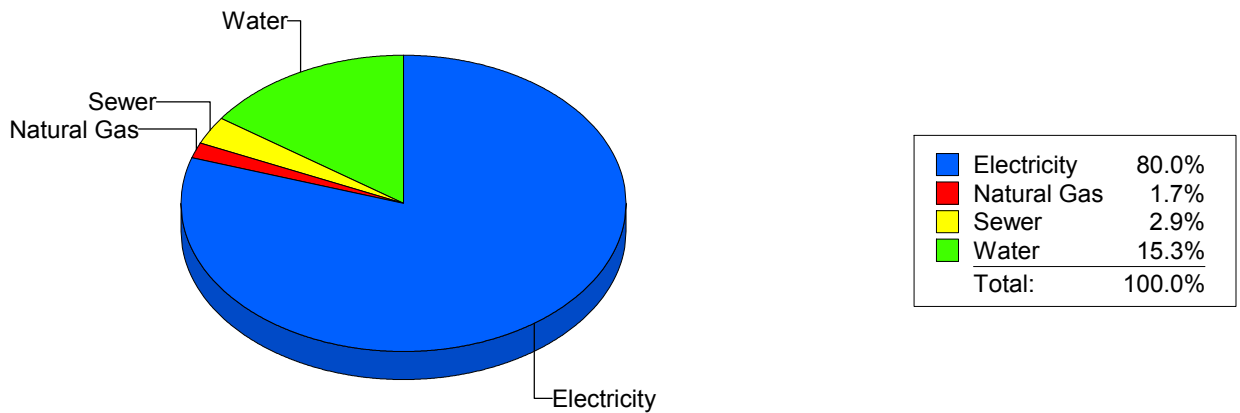
Cost Avoidance Program

Cost Summary Graph

Grouped by Energy Type

Energy Type	Use	Units	Meter Cost	Special Charges	Total Cost	Avg Unit Cost	% of Total Cost
Site: RIVERA ELEMENTARY - RIVERA ELEMENTARY							
Electricity	38,880	KWH	\$7,602.74	\$0.00	\$7,602.74	0.1955	80.04%
Natural Gas	274	CCF	\$162.64	\$0.00	\$162.64	0.5936	1.71%
Water	460	CCF	\$1,455.72	\$0.00	\$1,455.72	3.1646	15.32%
Sewer	104	CCF	\$277.98	\$0.00	\$277.98	2.6729	2.93%
Total Cost:			\$9,499.08	\$0.00	\$9,499.08		

For RIVERA ELEMENTARY



Filters: Cost Center Name Not Equal To DoNotReport; Billing Period Equal To 201206All Meter CodesAll Group Names

elpaso

Energy CAP

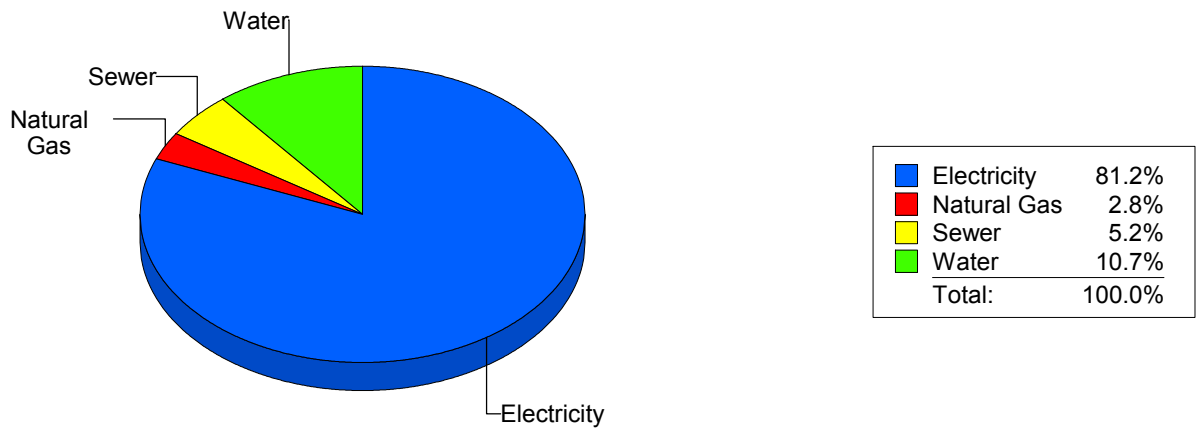
Cost Avoidance Program

Cost Summary Graph

Grouped by Energy Type

Energy Type	Use	Units	Meter Cost	Special Charges	Total Cost	Avg Unit Cost	% of Total Cost
Site: ROBERTS ELEMENTARY - ROBERTS ELEMENTARY							
Electricity	39,948	KWH	\$5,206.62	\$0.00	\$5,206.62	0.1303	81.24%
Natural Gas	241	CCF	\$181.82	\$0.00	\$181.82	0.7544	2.84%
Water	280	CCF	\$688.78	\$0.00	\$688.78	2.4599	10.75%
Sewer	137	CCF	\$331.62	\$0.00	\$331.62	2.4206	5.17%
Total Cost:			\$6,408.84	\$0.00	\$6,408.84		

For ROBERTS ELEMENTARY



Filters: Cost Center Name Not Equal To DoNotReport; Billing Period Equal To 201206All Meter CodesAll Group Names

elpaso

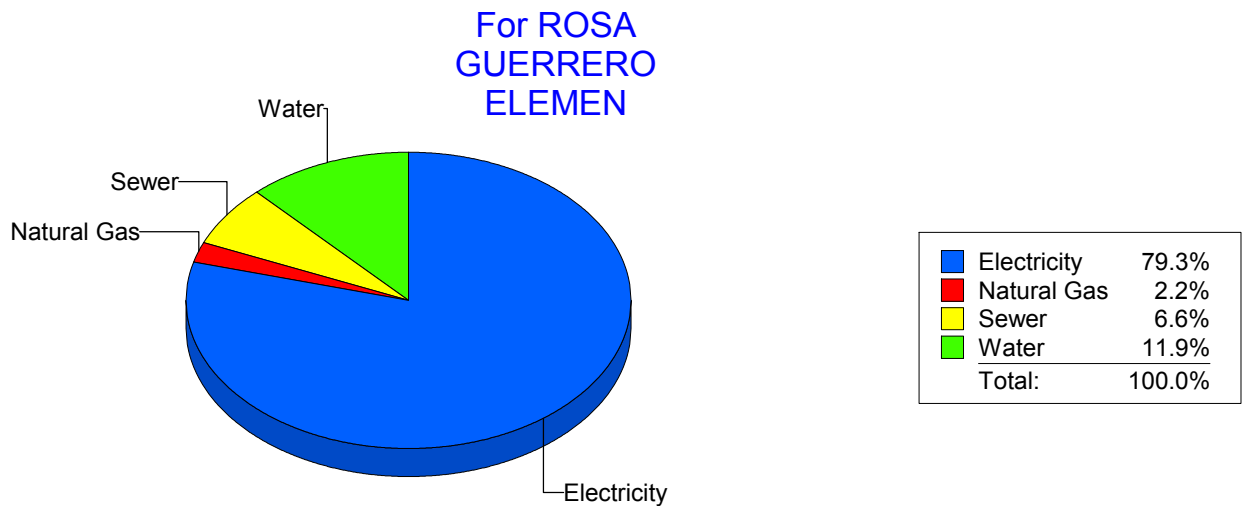
Energy CAP

Cost Avoidance Program

Cost Summary Graph

Grouped by Energy Type

Energy Type	Use	Units	Meter Cost	Special Charges	Total Cost	Avg Unit Cost	% of Total Cost
Site: ROSA GUERRERO ELEMEN - ROSA GUERRERO ELEMEN							
Electricity	25,960	KWH	\$5,347.52	\$0.00	\$5,347.52	0.2060	79.29%
Natural Gas	172	CCF	\$148.57	\$0.00	\$148.57	0.8638	2.20%
Water	561	CCF	\$803.56	\$0.00	\$803.56	1.4324	11.92%
Sewer	182	CCF	\$444.27	\$0.00	\$444.27	2.4410	6.59%
Total Cost:			\$6,743.92	\$0.00	\$6,743.92		



Filters: Cost Center Name Not Equal To DoNotReport; Billing Period Equal To 201206All Meter CodesAll Group Names

elpaso

Energy CAP

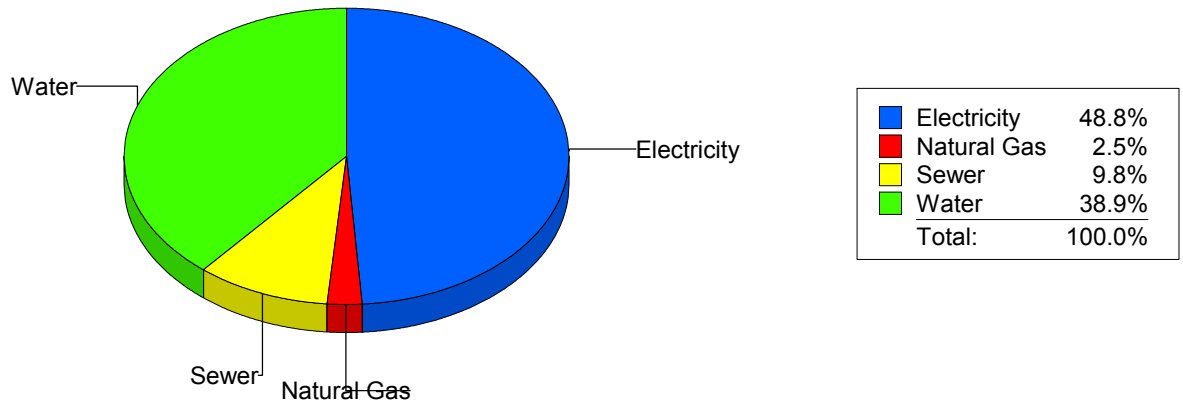
Cost Avoidance Program

Cost Summary Graph

Grouped by Energy Type

Energy Type	Use	Units	Meter Cost	Special Charges	Total Cost	Avg Unit Cost	% of Total Cost
Site: ROSS MIDDLE SCHOOL - ROSS MIDDLE SCHOOL							
Electricity	34,358	KWH	\$5,493.52	\$0.00	\$5,493.52	0.1599	48.83%
Natural Gas	500	CCF	\$275.86	\$0.00	\$275.86	0.5517	2.45%
Water	1,915	CCF	\$4,379.24	\$0.00	\$4,379.24	2.2868	38.93%
Sewer	732	CCF	\$1,100.66	\$0.00	\$1,100.66	1.5036	9.78%
Total Cost:			\$11,249.28	\$0.00	\$11,249.28		

For ROSS
MIDDLE
SCHOOL



Filters: Cost Center Name Not Equal To DoNotReport; Billing Period Equal To 201206All Meter CodesAll Group Names

elpaso

Energy CAP

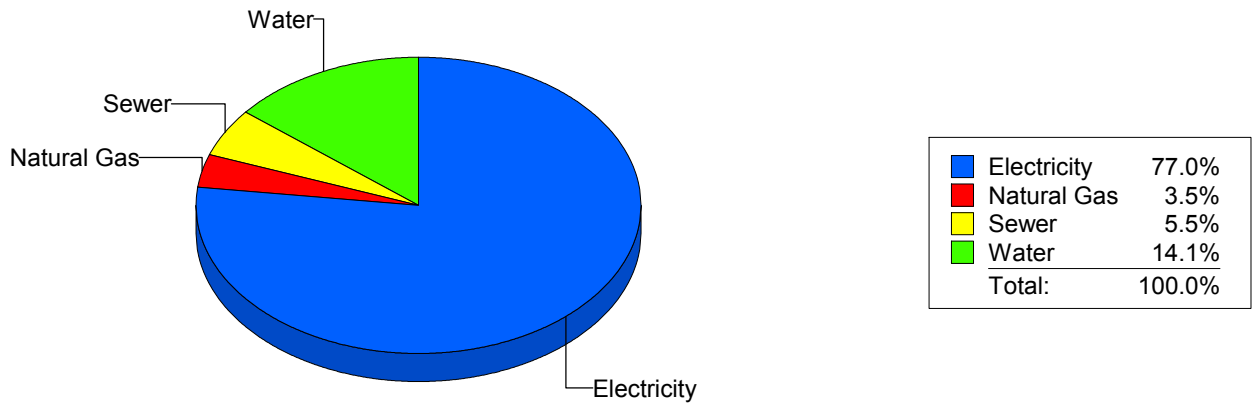
Cost Avoidance Program

Cost Summary Graph

Grouped by Energy Type

Energy Type	Use	Units	Meter Cost	Special Charges	Total Cost	Avg Unit Cost	% of Total Cost
Site: RUSK ELEMENTARY - RUSK ELEMENTARY							
Electricity	18,846	KWH	\$3,505.21	\$0.00	\$3,505.21	0.1860	76.99%
Natural Gas	124	CCF	\$158.74	\$0.00	\$158.74	1.2802	3.49%
Water	234	CCF	\$640.44	\$0.00	\$640.44	2.7369	14.07%
Sewer	84	CCF	\$248.67	\$0.00	\$248.67	2.9604	5.46%
Total Cost:			\$4,553.06	\$0.00	\$4,553.06		

For RUSK ELEMENTARY



Filters: Cost Center Name Not Equal To DoNotReport; Billing Period Equal To 201206All Meter CodesAll Group Names

elpaso

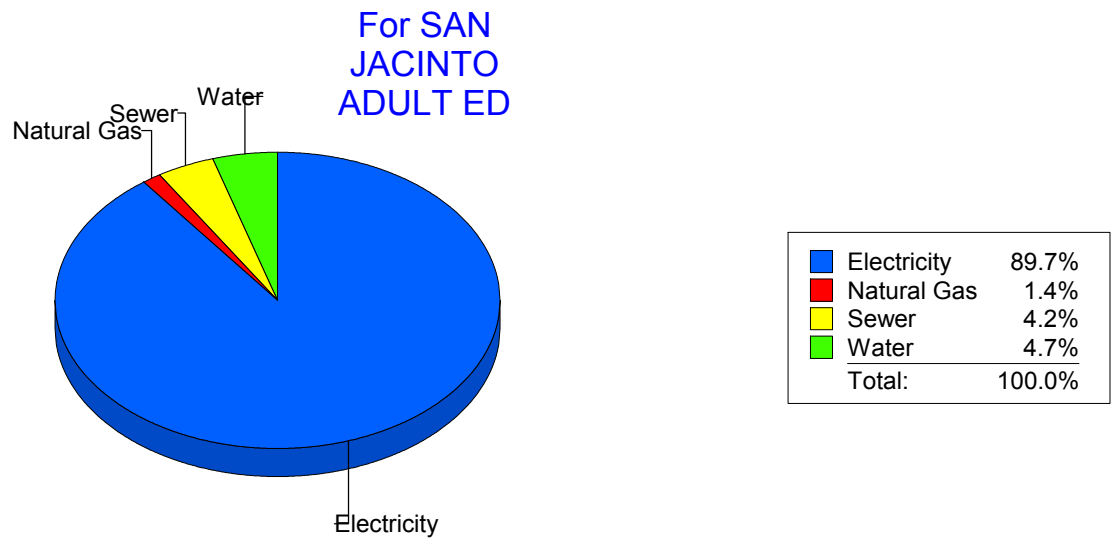
Energy CAP

Cost Avoidance Program

Cost Summary Graph

Grouped by Energy Type

Energy Type	Use	Units	Meter Cost	Special Charges	Total Cost	Avg Unit Cost	% of Total Cost
Site: SAN JACINTO ADULT ED - SAN JACINTO ADULT ED							
Electricity	15,200	KWH	\$2,387.95	\$0.00	\$2,387.95	0.1571	89.71%
Natural Gas	0	CCF	\$37.02	\$0.00	\$37.02	0.0000	1.39%
Water	41	CCF	\$125.60	\$0.00	\$125.60	3.0634	4.72%
Sewer	36	CCF	\$111.27	\$0.00	\$111.27	3.0908	4.18%
Total Cost:			\$2,661.84	\$0.00	\$2,661.84		



Filters: Cost Center Name Not Equal To DoNotReport; Billing Period Equal To 201206All Meter CodesAll Group Names

el paso

Energy CAP

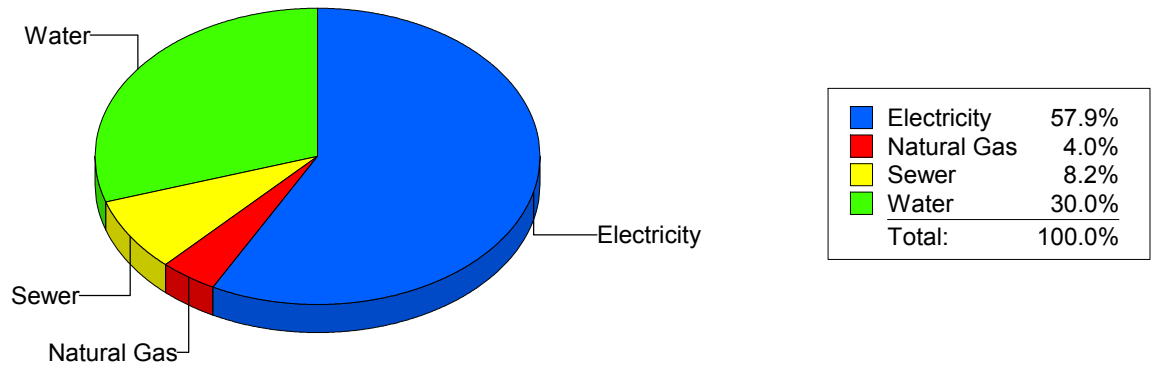
Cost Avoidance Program

Cost Summary Graph

Grouped by Energy Type

Energy Type	Use	Units	Meter Cost	Special Charges	Total Cost	Avg Unit Cost	% of Total Cost
Site: SCHUSTER ELEMENTARY - SCHUSTER ELEMENTARY							
Electricity	9,360	KWH	\$1,574.32	\$0.00	\$1,574.32	0.1682	57.86%
Natural Gas	158	CCF	\$107.55	\$0.00	\$107.55	0.6807	3.95%
Water	331	CCF	\$814.98	\$0.00	\$814.98	2.4622	29.95%
Sewer	122	CCF	\$223.93	\$0.00	\$223.93	1.8355	8.23%
Total Cost:			\$2,720.78	\$0.00	\$2,720.78		

For
SCHUSTER
ELEMENTARY



Filters: Cost Center Name Not Equal To DoNotReport; Billing Period Equal To 201206All Meter CodesAll Group Names

elpaso

Energy CAP

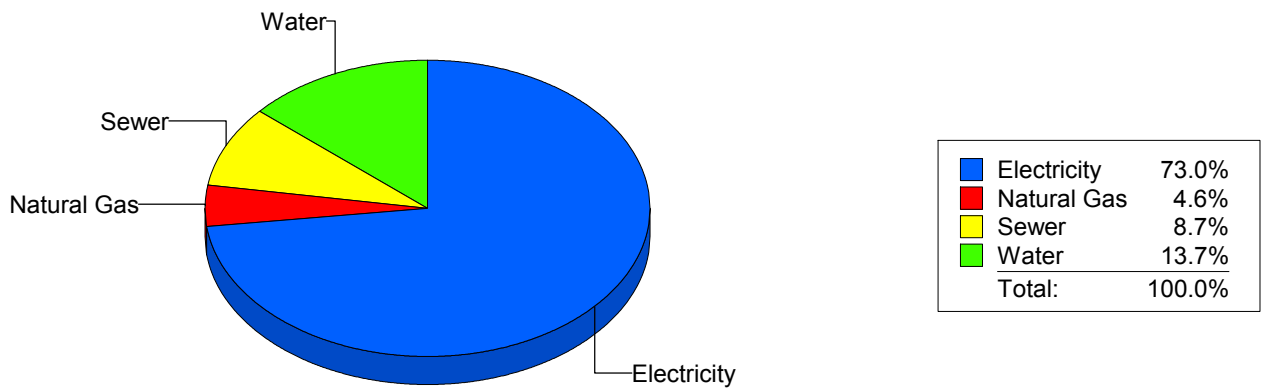
Cost Avoidance Program

Cost Summary Graph

Grouped by Energy Type

Energy Type	Use	Units	Meter Cost	Special Charges	Total Cost	Avg Unit Cost	% of Total Cost
Site: STANTON ELEMENTARY - STANTON ELEMENTARY							
Electricity	12,520	KWH	\$2,887.49	\$0.00	\$2,887.49	0.2306	73.03%
Natural Gas	239	CCF	\$181.98	\$0.00	\$181.98	0.7614	4.60%
Water	290	CCF	\$540.19	\$0.00	\$540.19	1.8627	13.66%
Sewer	175	CCF	\$344.32	\$0.00	\$344.32	1.9675	8.71%
Total Cost:			\$3,953.98	\$0.00	\$3,953.98		

For STANTON ELEMENTARY



Filters: Cost Center Name Not Equal To DoNotReport; Billing Period Equal To 201206All Meter CodesAll Group Names

elpaso

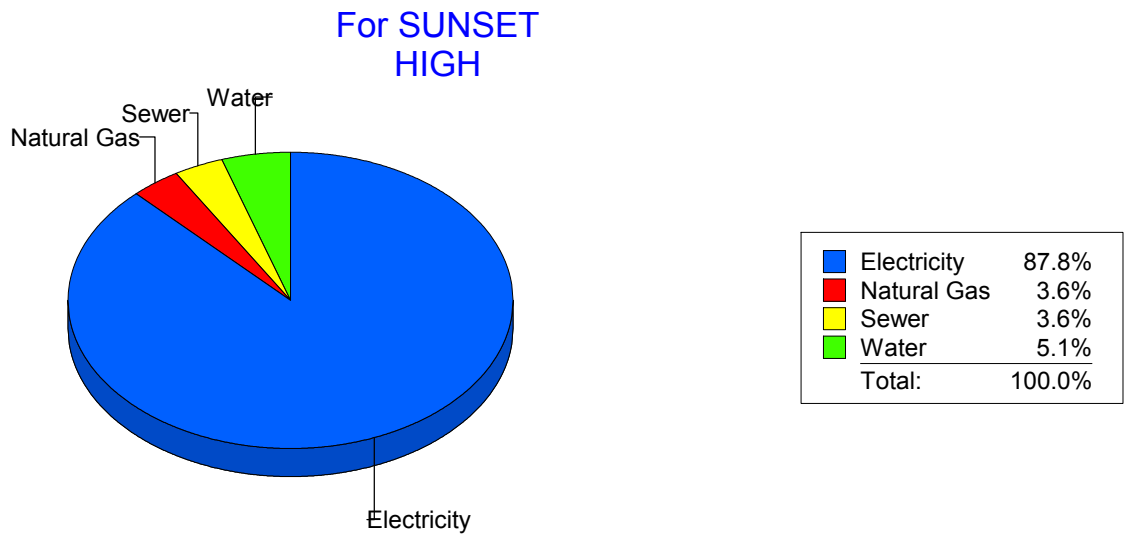
Energy CAP

Cost Avoidance Program

Cost Summary Graph

Grouped by Energy Type

Energy Type	Use	Units	Meter Cost	Special Charges	Total Cost	Avg Unit Cost	% of Total Cost
Site: SUNSET HIGH - SUNSET HIGH							
Electricity	24,600	KWH	\$3,001.20	\$0.00	\$3,001.20	0.1220	87.75%
Natural Gas	196	CCF	\$123.77	\$0.00	\$123.77	0.6315	3.62%
Water	73	CCF	\$173.28	\$0.00	\$173.28	2.3737	5.07%
Sewer	44	CCF	\$121.75	\$0.00	\$121.75	2.7670	3.56%
Total Cost:			\$3,420.00	\$0.00	\$3,420.00		



Filters: Cost Center Name Not Equal To DoNotReport; Billing Period Equal To 201206All Meter CodesAll Group Names

elpaso

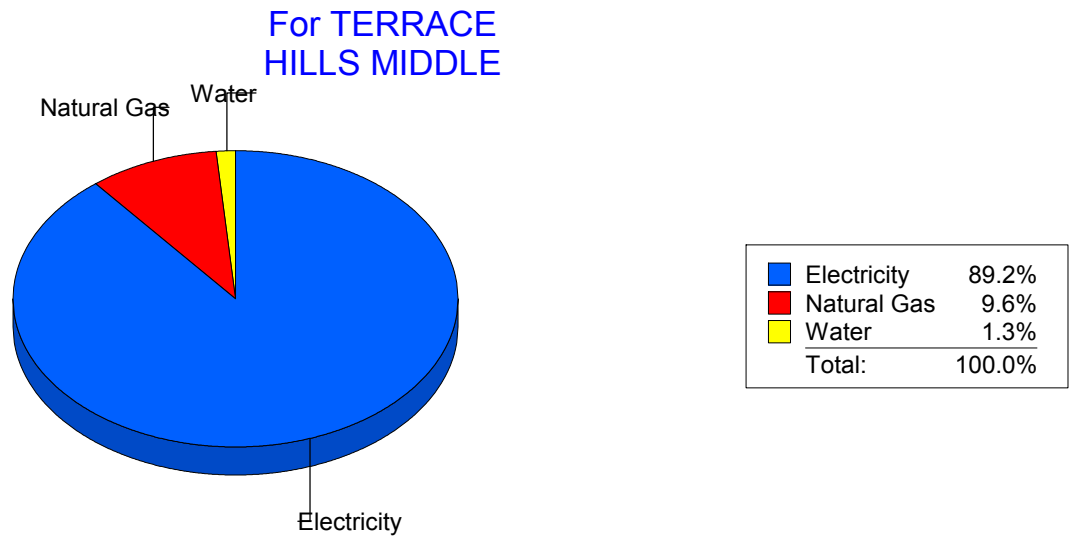
Energy CAP

Cost Avoidance Program

Cost Summary Graph

Grouped by Energy Type

Energy Type	Use	Units	Meter Cost	Special Charges	Total Cost	Avg Unit Cost	% of Total Cost
Site: TERRACE HILLS MIDDLE - TERRACE HILLS MIDDLE							
Electricity	3,000	KWH	\$2,660.54	\$0.00	\$2,660.54	0.8868	89.17%
Natural Gas	469	CCF	\$285.84	\$0.00	\$285.84	0.6095	9.58%
Water	0	CCF	\$37.45	\$0.00	\$37.45	0.0000	1.26%
Total Cost:			\$2,983.83	\$0.00	\$2,983.83		



Filters: Cost Center Name Not Equal To DoNotReport; Billing Period Equal To 201206All Meter CodesAll Group Names

elpaso

Energy CAP

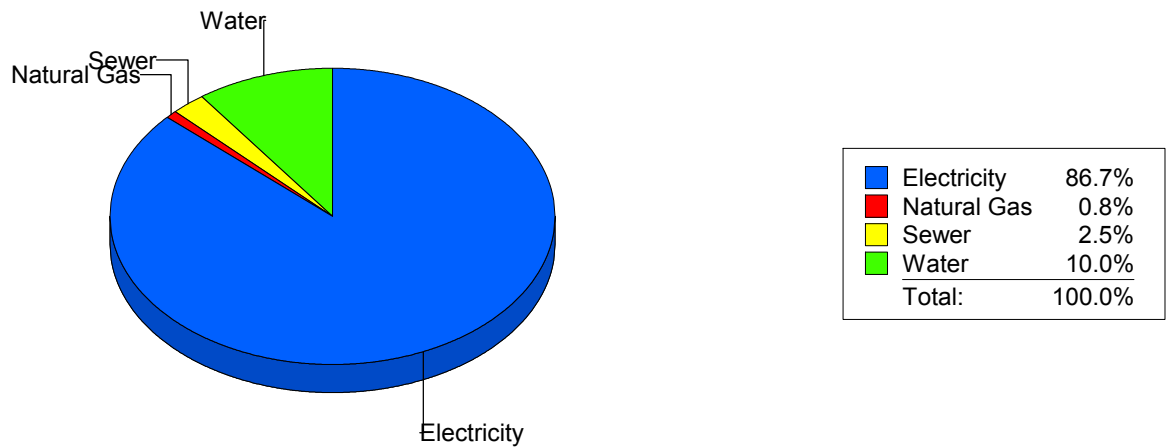
Cost Avoidance Program

Cost Summary Graph

Grouped by Energy Type

Energy Type	Use	Units	Meter Cost	Special Charges	Total Cost	Avg Unit Cost	% of Total Cost
Site: TIPPIN - TIPPIN ELEMENTARY							
Electricity	80,640	KWH	\$12,058.60	\$0.00	\$12,058.60	0.1495	86.67%
Natural Gas	176	CCF	\$113.55	\$0.00	\$113.55	0.6452	0.82%
Water	326	CCF	\$1,395.29	\$0.00	\$1,395.29	4.2800	10.03%
Sewer	156	CCF	\$346.10	\$0.00	\$346.10	2.2186	2.49%
Total Cost:			\$13,913.54	\$0.00	\$13,913.54		

For TIPPIN ELEMENTARY



Filters: Cost Center Name Not Equal To DoNotReport; Billing Period Equal To 201206All Meter CodesAll Group Names

elpaso

Energy CAP

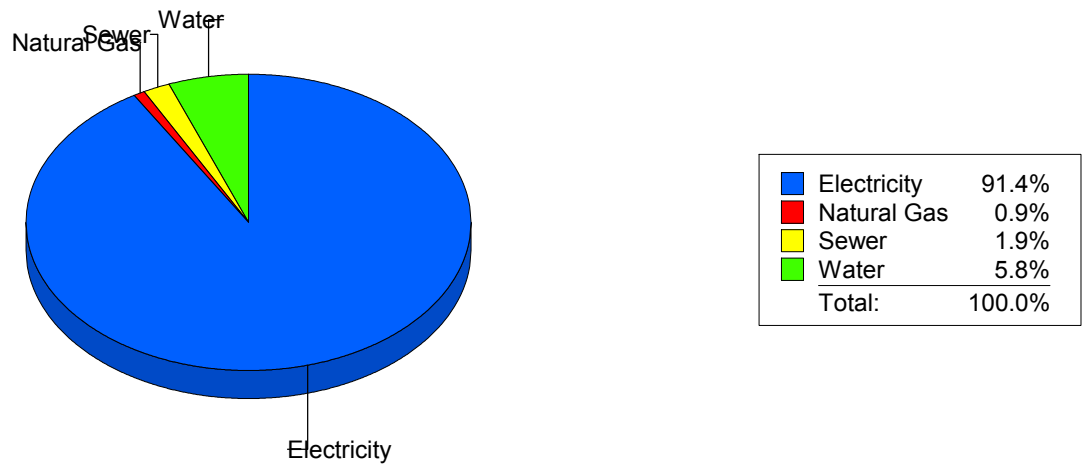
Cost Avoidance Program

Cost Summary Graph

Grouped by Energy Type

Energy Type	Use	Units	Meter Cost	Special Charges	Total Cost	Avg Unit Cost	% of Total Cost
Site: TOMLEA - TOM LEA							
Electricity	82,800	KWH	\$11,222.95	\$0.00	\$11,222.95	0.1355	91.45%
Natural Gas	171	CCF	\$111.06	\$0.00	\$111.06	0.6495	0.90%
Water	183	CCF	\$707.69	\$0.00	\$707.69	3.8672	5.77%
Sewer	68	CCF	\$230.82	\$0.00	\$230.82	3.3944	1.88%
Total Cost:			\$12,272.52	\$0.00	\$12,272.52		

For TOM LEA



Filters: Cost Center Name Not Equal To DoNotReport; Billing Period Equal To 201206All Meter CodesAll Group Names

elpaso

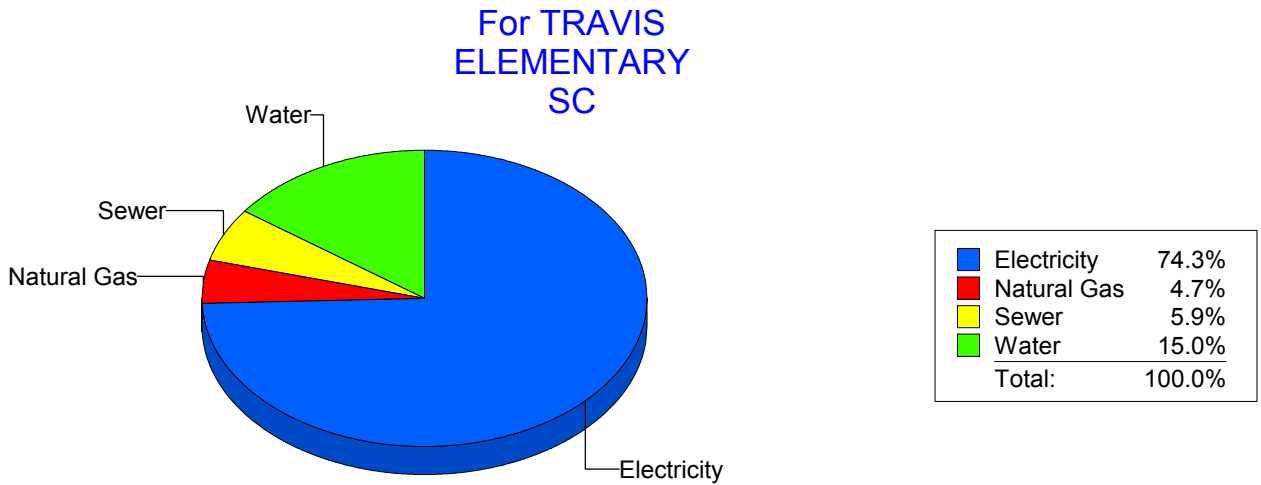
Energy CAP

Cost Avoidance Program

Cost Summary Graph

Grouped by Energy Type

Energy Type	Use	Units	Meter Cost	Special Charges	Total Cost	Avg Unit Cost	% of Total Cost
Site: TRAVIS ELEMENTARY SC - TRAVIS ELEMENTARY SC							
Electricity	14,404	KWH	\$2,941.40	\$0.00	\$2,941.40	0.2042	74.35%
Natural Gas	248	CCF	\$186.63	\$0.00	\$186.63	0.7525	4.72%
Water	246	CCF	\$595.36	\$0.00	\$595.36	2.4202	15.05%
Sewer	90	CCF	\$232.97	\$0.00	\$232.97	2.5886	5.89%
Total Cost:			\$3,956.36	\$0.00	\$3,956.36		



Filters: Cost Center Name Not Equal To DoNotReport; Billing Period Equal To 201206All Meter CodesAll Group Names

elpaso

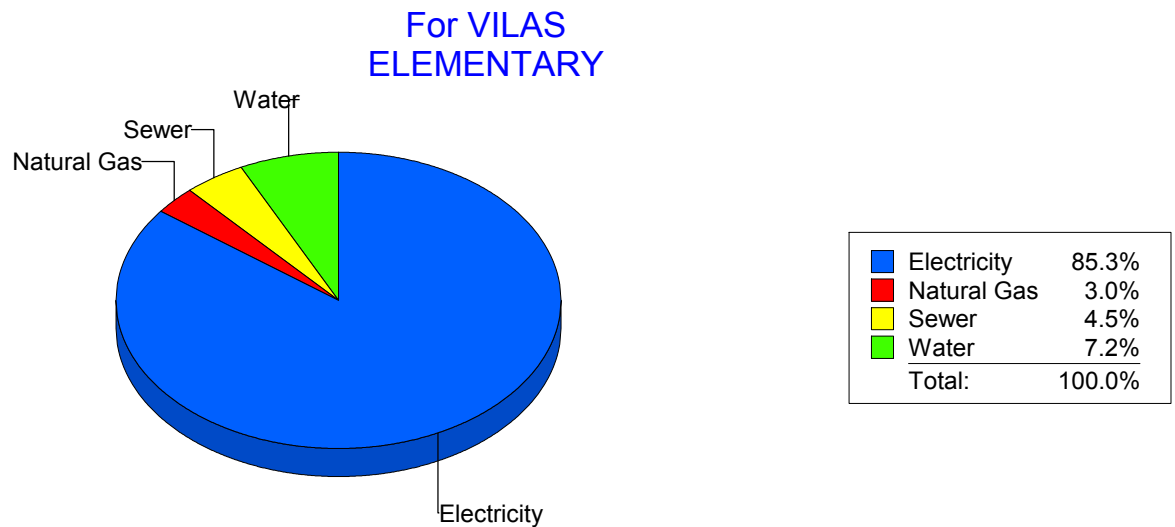
Energy CAP

Cost Avoidance Program

Cost Summary Graph

Grouped by Energy Type

Energy Type	Use	Units	Meter Cost	Special Charges	Total Cost	Avg Unit Cost	% of Total Cost
Site: VILAS ELEMENTARY - VILAS ELEMENTARY							
Electricity	36,103	KWH	\$6,568.00	\$0.00	\$6,568.00	0.1819	85.29%
Natural Gas	185	CCF	\$229.12	\$0.00	\$229.12	1.2385	2.98%
Water	121	CCF	\$555.64	\$0.00	\$555.64	4.5921	7.22%
Sewer	62	CCF	\$348.07	\$0.00	\$348.07	5.6140	4.52%
Total Cost:			\$7,700.83	\$0.00	\$7,700.83		



Filters: Cost Center Name Not Equal To DoNotReport; Billing Period Equal To 201206All Meter CodesAll Group Names

elpaso

Energy CAP

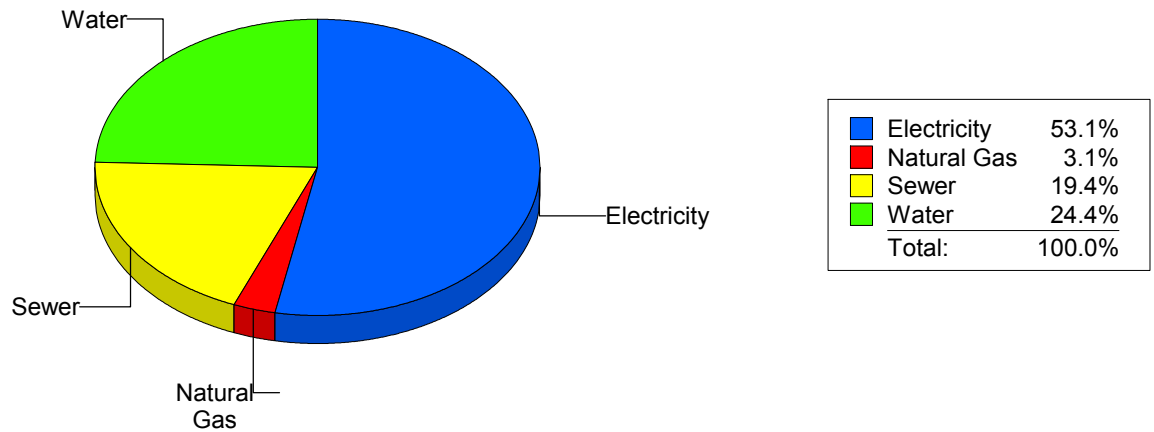
Cost Avoidance Program

Cost Summary Graph

Grouped by Energy Type

Energy Type	Use	Units	Meter Cost	Special Charges	Total Cost	Avg Unit Cost	% of Total Cost
Site: WAINWRIGHT ELEMENTAR - WAINWRIGHT ELEMENTAR							
Electricity	14,273	KWH	\$1,919.65	\$0.00	\$1,919.65	0.1345	53.15%
Natural Gas	0	CCF	\$111.06	\$0.00	\$111.06	0.0000	3.07%
Water	213	CCF	\$881.94	\$0.00	\$881.94	4.1406	24.42%
Sewer	428	CCF	\$699.31	\$0.00	\$699.31	1.6339	19.36%
Total Cost:			\$3,611.96	\$0.00	\$3,611.96		

For
WAINWRIGHT
ELEMENTAR



Filters: Cost Center Name Not Equal To DoNotReport; Billing Period Equal To 201206All Meter CodesAll Group Names

el paso

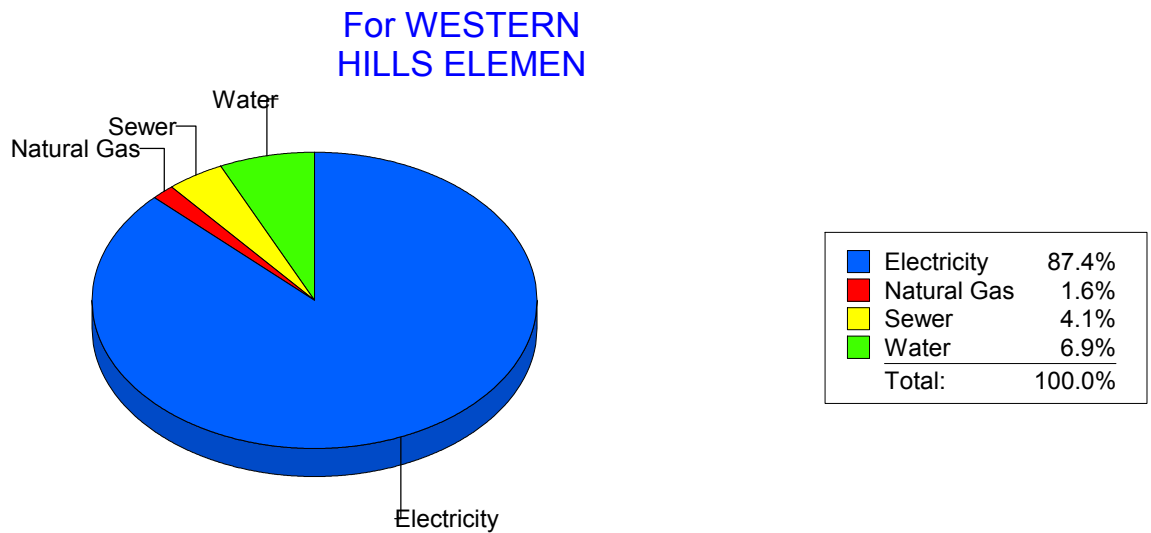
Energy CAP

Cost Avoidance Program

Cost Summary Graph

Grouped by Energy Type

Energy Type	Use	Units	Meter Cost	Special Charges	Total Cost	Avg Unit Cost	% of Total Cost
Site: WESTERN HILLS ELEMEN - WESTERN HILLS ELEMEN							
Electricity	48,960	KWH	\$8,471.03	\$0.00	\$8,471.03	0.1730	87.36%
Natural Gas	267	CCF	\$159.14	\$0.00	\$159.14	0.5960	1.64%
Water	335	CCF	\$670.50	\$0.00	\$670.50	2.0015	6.91%
Sewer	87	CCF	\$396.39	\$0.00	\$396.39	4.5562	4.09%
Total Cost:			\$9,697.06	\$0.00	\$9,697.06		



Filters: Cost Center Name Not Equal To DoNotReport; Billing Period Equal To 201206All Meter CodesAll Group Names

elpaso

Energy CAP

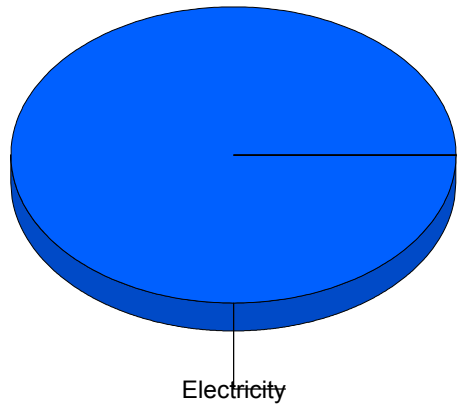
Cost Avoidance Program

Cost Summary Graph

Grouped by Energy Type

Energy Type	Use	Units	Meter Cost	Special Charges	Total Cost	Avg Unit Cost	% of Total Cost
Site: WESTSIDE TRANSPORTAT - WESTSIDE TRANSPORTAT							
Electricity	1,844	KWH	\$255.18	\$0.00	\$255.18	0.1384	100.00%
Total Cost:			\$255.18	\$0.00	\$255.18		

For WESTSIDE TRANSPORTAT



Electricity	100.0%
Total:	100.0%

Filters: Cost Center Name Not Equal To DoNotReport; Billing Period Equal To 201206All Meter CodesAll Group Names

elpaso

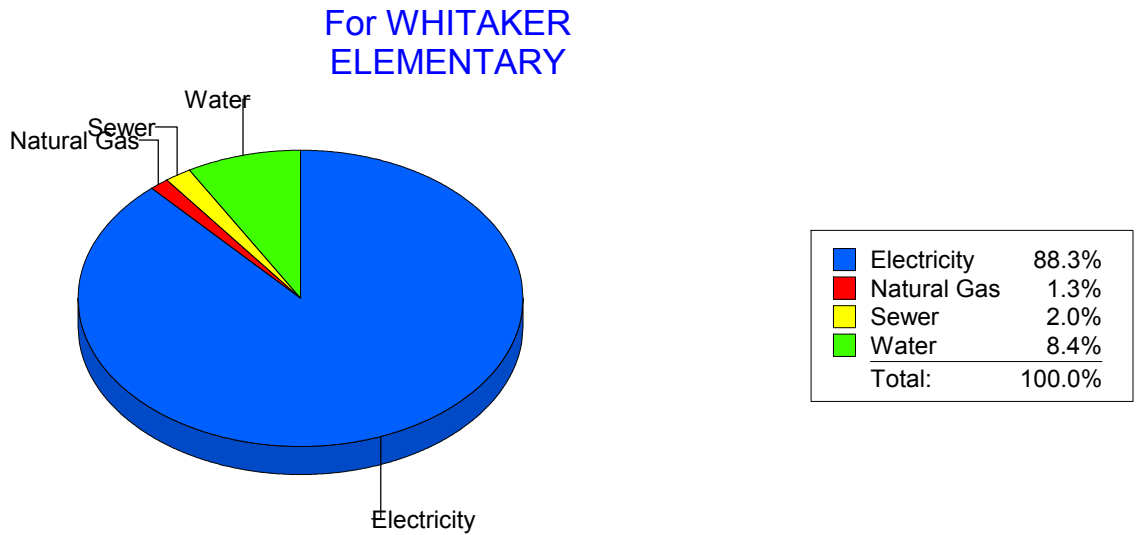
Energy CAP

Cost Avoidance Program

Cost Summary Graph

Grouped by Energy Type

Energy Type	Use	Units	Meter Cost	Special Charges	Total Cost	Avg Unit Cost	% of Total Cost
Site: WHITAKER ELEMENTARY - WHITAKER ELEMENTARY							
Electricity	62,640	KWH	\$11,376.92	\$0.00	\$11,376.92	0.1816	88.29%
Natural Gas	296	CCF	\$173.66	\$0.00	\$173.66	0.5867	1.35%
Water	422	CCF	\$1,076.10	\$0.00	\$1,076.10	2.5500	8.35%
Sewer	90	CCF	\$259.64	\$0.00	\$259.64	2.8849	2.01%
Total Cost:			\$12,886.32	\$0.00	\$12,886.32		



Filters: Cost Center Name Not Equal To DoNotReport; Billing Period Equal To 201206All Meter CodesAll Group Names

el paso

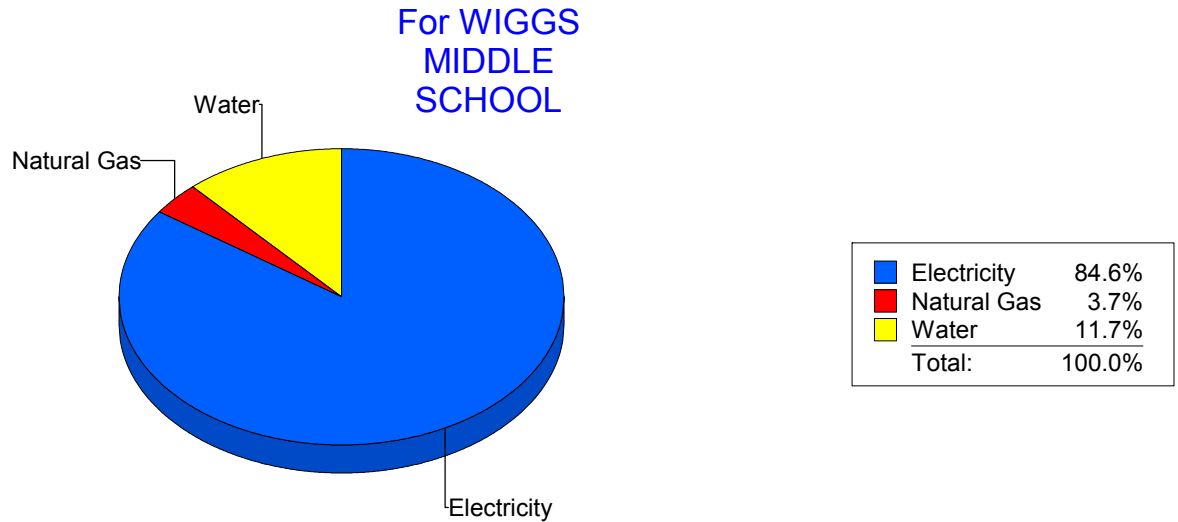
Energy CAP

Cost Avoidance Program

Cost Summary Graph

Grouped by Energy Type

Energy Type	Use	Units	Meter Cost	Special Charges	Total Cost	Avg Unit Cost	% of Total Cost
Site: WIGGS MIDDLE SCHOOL - WIGGS MIDDLE SCHOOL							
Electricity	32,220	KWH	\$5,970.29	\$0.00	\$5,970.29	0.1853	84.64%
Natural Gas	471	CCF	\$261.33	\$0.00	\$261.33	0.5548	3.70%
Water	326	CCF	\$821.95	\$0.00	\$821.95	2.5213	11.65%
Total Cost:			\$7,053.57	\$0.00	\$7,053.57		



Filters: Cost Center Name Not Equal To DoNotReport; Billing Period Equal To 201206All Meter CodesAll Group Names

elpaso

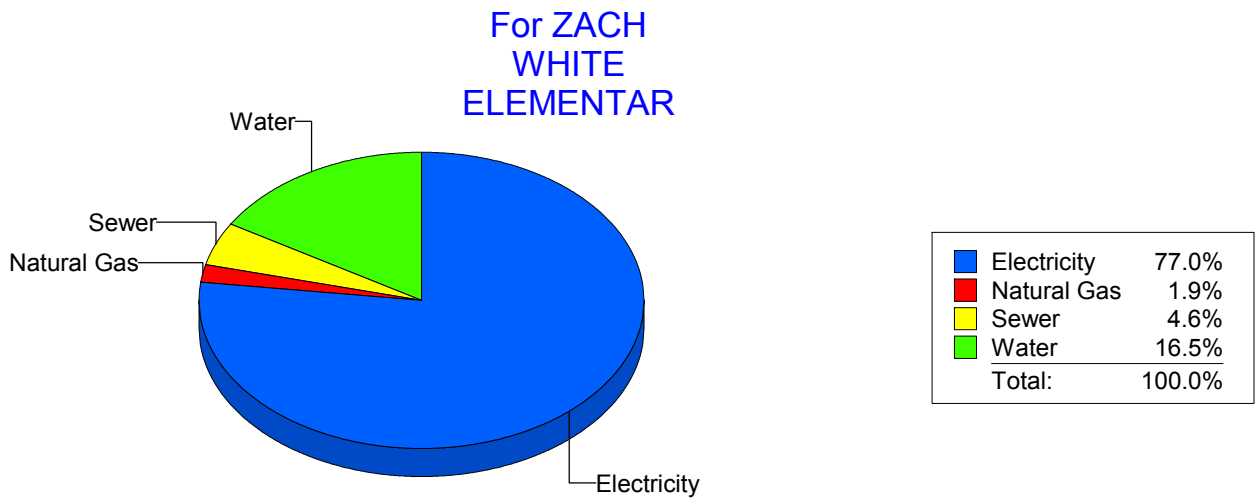
Energy CAP

Cost Avoidance Program

Cost Summary Graph

Grouped by Energy Type

Energy Type	Use	Units	Meter Cost	Special Charges	Total Cost	Avg Unit Cost	% of Total Cost
Site: ZACH WHITE ELEMENTAR - ZACH WHITE ELEMENTAR							
Electricity	29,700	KWH	\$6,190.36	\$0.00	\$6,190.36	0.2084	76.98%
Natural Gas	181	CCF	\$153.07	\$0.00	\$153.07	0.8457	1.90%
Water	526	CCF	\$1,324.71	\$0.00	\$1,324.71	2.5185	16.47%
Sewer	79	CCF	\$373.45	\$0.00	\$373.45	4.7272	4.64%
Total Cost:			\$8,041.59	\$0.00	\$8,041.59		



Filters: Cost Center Name Not Equal To DoNotReport; Billing Period Equal To 201206All Meter CodesAll Group Names

el Paso

Energy CAP

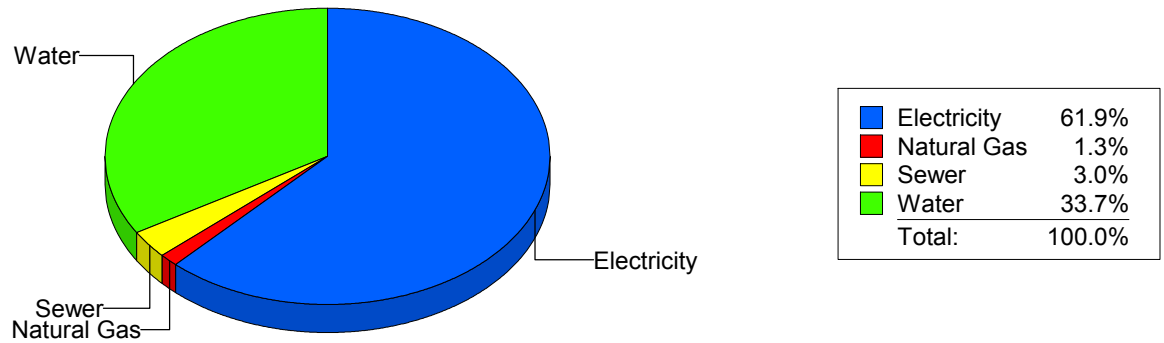
Cost Avoidance Program

Cost Summary Graph

Grouped by Energy Type

Energy Type	Use	Units	Meter Cost	Special Charges	Total Cost	Avg Unit Cost	% of Total Cost
Site: ZAVALA ELEMENTARY SC - ZAVALA ELEMENTARY SC							
Electricity	18,254	KWH	\$2,583.91	\$0.00	\$2,583.91	0.1416	61.93%
Natural Gas	43	CCF	\$53.55	\$0.00	\$53.55	1.2453	1.28%
Water	327	CCF	\$1,407.60	\$0.00	\$1,407.60	4.3046	33.74%
Sewer	48	CCF	\$126.99	\$0.00	\$126.99	2.6456	3.04%
Total Cost:			\$4,172.05	\$0.00	\$4,172.05		

For ZAVALA
ELEMENTARY
SC



Filters: Cost Center Name Not Equal To DoNotReport; Billing Period Equal To 201206All Meter CodesAll Group Names

elpaso

Energy CAP

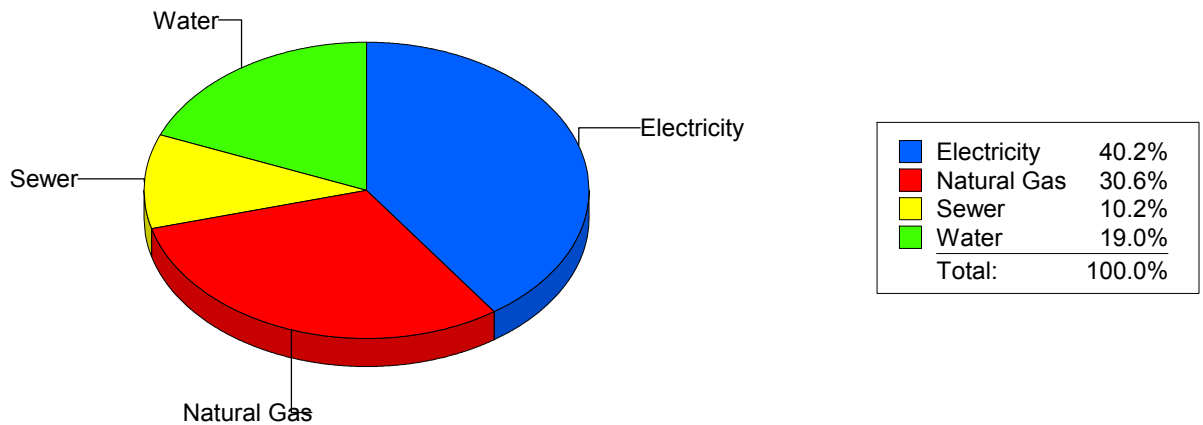
Cost Avoidance Program

Cost Summary Graph

Grouped by Energy Type

Energy Type	Use	Units	Meter Cost	Special Charges	Total Cost	Avg Unit Cost	% of Total Cost
Site: ZUNI COTTAGES - ZUNI COTTAGES							
Electricity		531 KWH	\$97.25	\$0.00	\$97.25	0.1831	40.19%
Natural Gas		0 CCF	\$74.04	\$0.00	\$74.04	0.0000	30.60%
Water		12 CCF	\$45.95	\$0.00	\$45.95	3.8292	18.99%
Sewer		3 CCF	\$24.75	\$0.00	\$24.75	8.2500	10.23%
Total Cost:			\$241.99	\$0.00	\$241.99		

For ZUNI COTTAGES



Filters: Cost Center Name Not Equal To DoNotReport; Billing Period Equal To 201206All Meter CodesAll Group Names

el Paso

Energy CAP

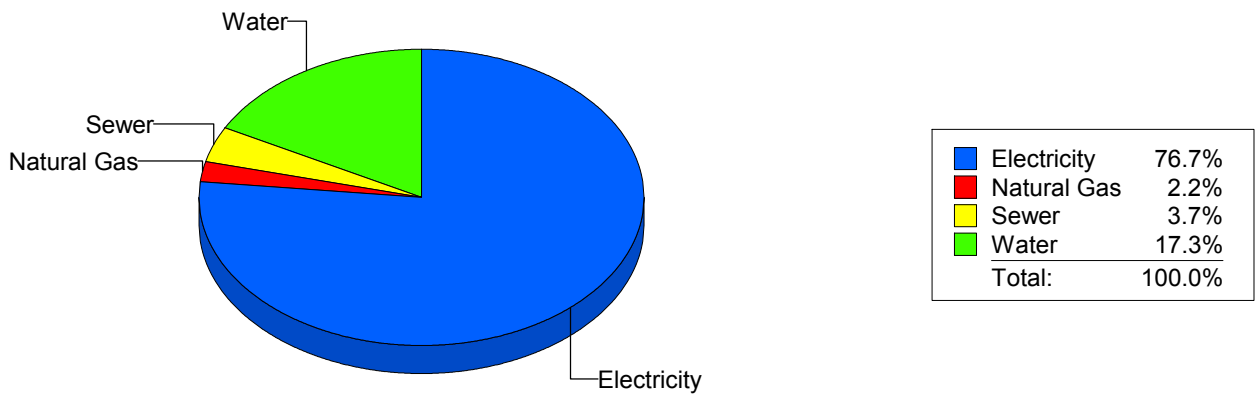
Cost Avoidance Program

Cost Summary Graph

Grouped by Energy Type

Energy Type	Use	Units	Meter Cost	Special Charges	Total Cost	Avg Unit Cost	% of Total Cost
All Sites							
Electricity	5,737,458	KWH	\$804,094.10	\$0.00	\$804,094.10	0.1401	76.71%
Natural Gas	34,966	CCF	\$23,493.88	\$0.00	\$23,493.88	0.6719	2.24%
Water	67,002	CCF	\$181,662.38	\$0.00	\$181,662.38	2.7113	17.33%
Sewer	16,500	CCF	\$39,037.87	\$0.00	\$39,037.87	2.3659	3.72%
Total Cost:			\$1,048,288.23	\$0.00	\$1,048,288.23		

For All Sites



Filters: Cost Center Name Not Equal To DoNotReport; Billing Period Equal To 201206All Meter CodesAll Group Names