

elpaso

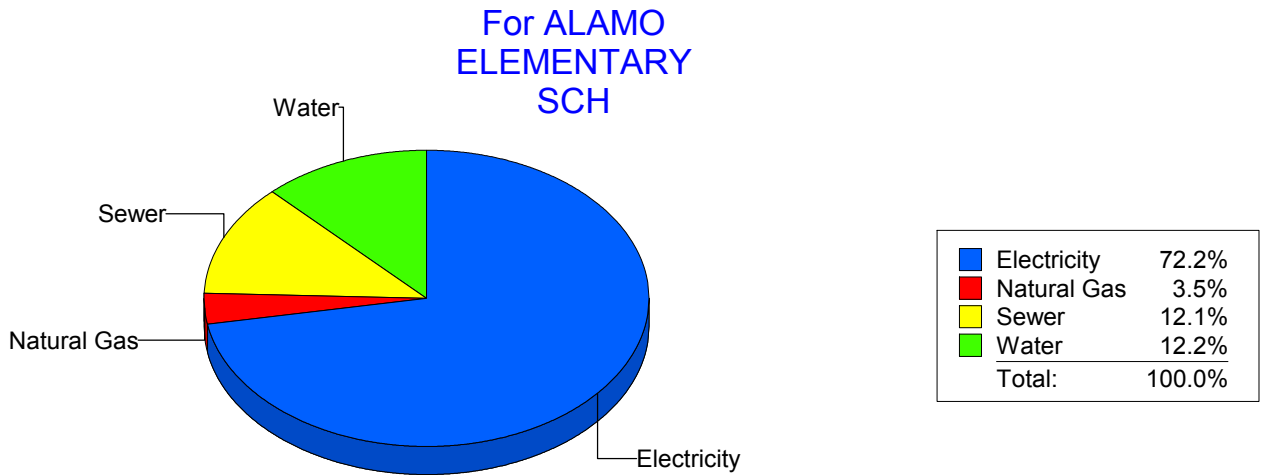
Energy CAP

Cost Avoidance Program

Cost Summary Graph

Grouped by Energy Type

Energy Type	Use	Units	Meter Cost	Special Charges	Total Cost	Avg Unit Cost	% of Total Cost
Site: ALAMO ELEMENTARY SCH - ALAMO ELEMENTARY SCH							
Electricity	2,500	KWH	\$763.34	\$0.00	\$763.34	0.3053	72.18%
Natural Gas	0	CCF	\$37.02	\$0.00	\$37.02	0.0000	3.50%
Water	0	CCF	\$129.02	\$0.00	\$129.02	0.0000	12.20%
Sewer	0	CCF	\$128.22	\$0.00	\$128.22	0.0000	12.12%
Total Cost:			\$1,057.60	\$0.00	\$1,057.60		



Filters: Cost Center Name Not Equal To DoNotReport; Billing Period Equal To 201207All Meter CodesAll Group Names

el paso

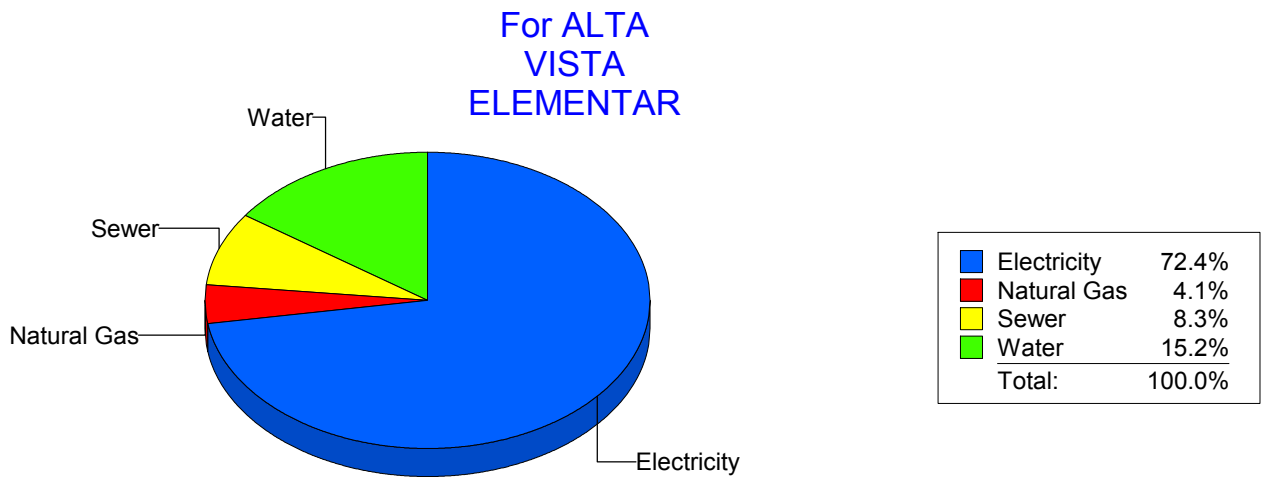
Energy CAP

Cost Avoidance Program

Cost Summary Graph

Grouped by Energy Type

Energy Type	Use	Units	Meter Cost	Special Charges	Total Cost	Avg Unit Cost	% of Total Cost
Site: ALTA VISTA ELEMENTAR - ALTA VISTA ELEMENTAR							
Electricity	11,170	KWH	\$1,443.39	\$0.00	\$1,443.39	0.1292	72.43%
Natural Gas	21	CCF	\$82.20	\$0.00	\$82.20	3.9143	4.12%
Water	142	CCF	\$302.22	\$0.00	\$302.22	2.1283	15.17%
Sewer	77	CCF	\$164.98	\$0.00	\$164.98	2.1426	8.28%
Total Cost:			\$1,992.79	\$0.00	\$1,992.79		



Filters: Cost Center Name Not Equal To DoNotReport; Billing Period Equal To 201207All Meter CodesAll Group Names

elpaso

Energy CAP

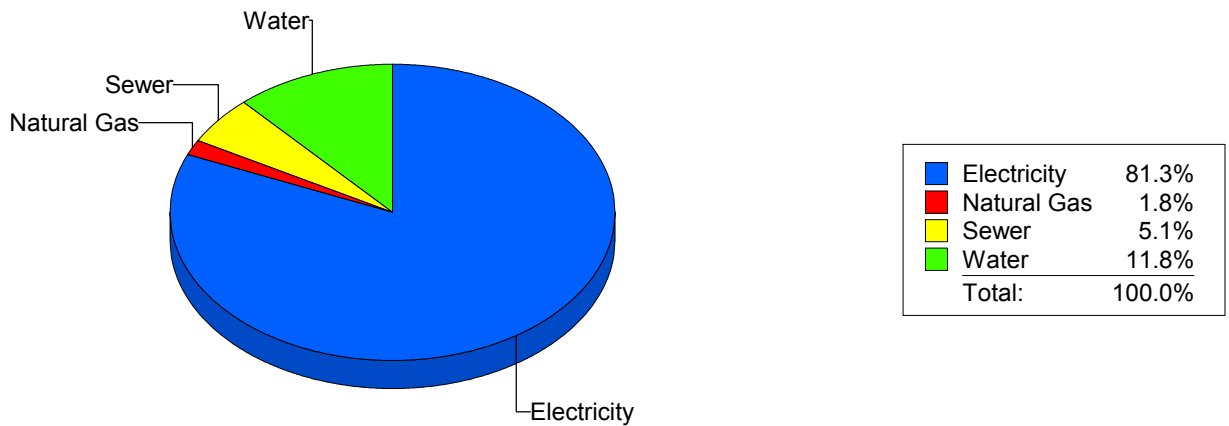
Cost Avoidance Program

Cost Summary Graph

Grouped by Energy Type

Energy Type	Use	Units	Meter Cost	Special Charges	Total Cost	Avg Unit Cost	% of Total Cost
Site: ANDRESS HIGH SCHOOL - ANDRESS HIGH SCHOOL							
Electricity	109,519	KWH	\$14,039.05	\$0.00	\$14,039.05	0.1282	81.28%
Natural Gas	421	CCF	\$311.03	\$0.00	\$311.03	0.7388	1.80%
Water	1,089	CCF	\$2,034.96	\$0.00	\$2,034.96	1.8687	11.78%
Sewer	569	CCF	\$887.13	\$0.00	\$887.13	1.5591	5.14%
Total Cost:			\$17,272.17	\$0.00	\$17,272.17		

For ANDRESS HIGH SCHOOL



Filters: Cost Center Name Not Equal To DoNotReport; Billing Period Equal To 201207All Meter CodesAll Group Names

el Paso

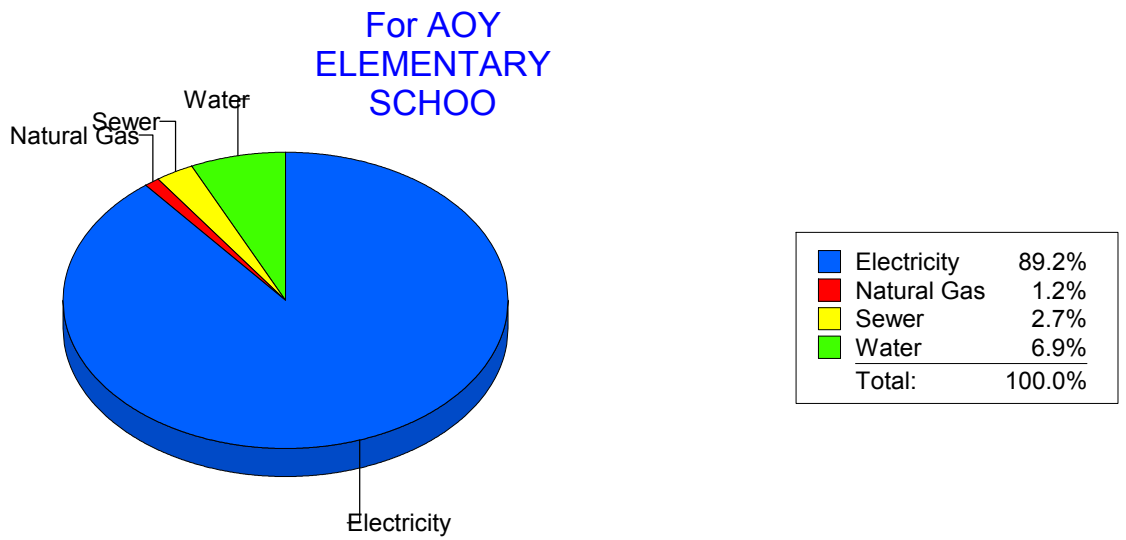
Energy CAP

Cost Avoidance Program

Cost Summary Graph

Grouped by Energy Type

Energy Type	Use	Units	Meter Cost	Special Charges	Total Cost	Avg Unit Cost	% of Total Cost
Site: AOY ELEMENTARY SCHOO - AOY ELEMENTARY SCHOO							
Electricity	71,731	KWH	\$12,053.32	\$0.00	\$12,053.32	0.1680	89.23%
Natural Gas	194	CCF	\$160.29	\$0.00	\$160.29	0.8262	1.19%
Water	256	CCF	\$929.60	\$0.00	\$929.60	3.6313	6.88%
Sewer	73	CCF	\$364.90	\$0.00	\$364.90	4.9986	2.70%
Total Cost:			\$13,508.11	\$0.00	\$13,508.11		



Filters: Cost Center Name Not Equal To DoNotReport; Billing Period Equal To 201207All Meter CodesAll Group Names

el Paso

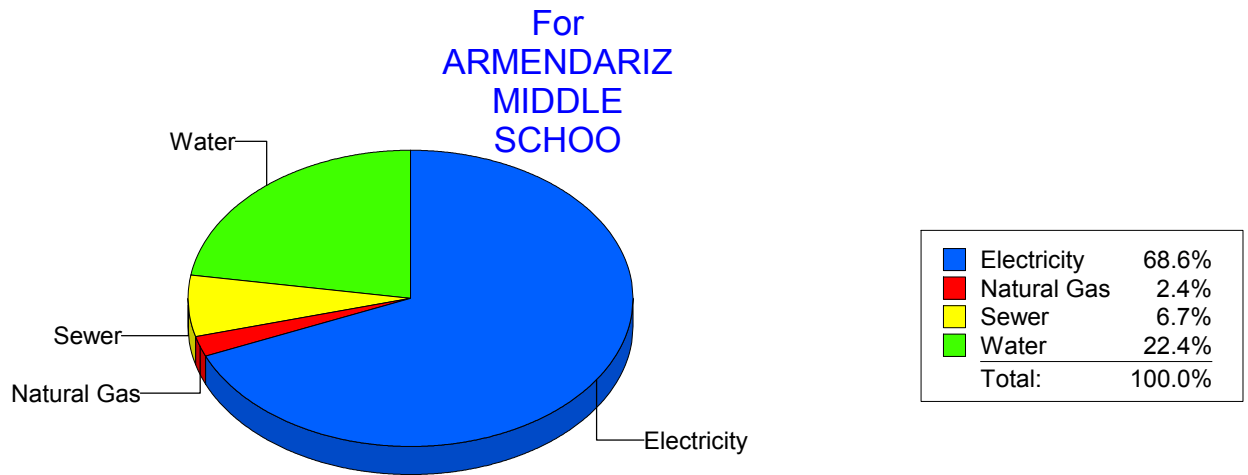
Energy CAP

Cost Avoidance Program

Cost Summary Graph

Grouped by Energy Type

Energy Type	Use	Units	Meter Cost	Special Charges	Total Cost	Avg Unit Cost	% of Total Cost
Site: ARMENDARIZ MIDDLE SCHOO - ARMENDARIZ MIDDLE SCHOO							
Electricity	38,000	KWH	\$5,185.97	\$0.00	\$5,185.97	0.1365	68.55%
Natural Gas	310	CCF	\$181.81	\$0.00	\$181.81	0.5865	2.40%
Water	806	CCF	\$1,693.22	\$0.00	\$1,693.22	2.1008	22.38%
Sewer	218	CCF	\$503.89	\$0.00	\$503.89	2.3114	6.66%
Total Cost:			\$7,564.89	\$0.00	\$7,564.89		



Filters: Cost Center Name Not Equal To DoNotReport; Billing Period Equal To 201207All Meter CodesAll Group Names

elpaso

Energy CAP

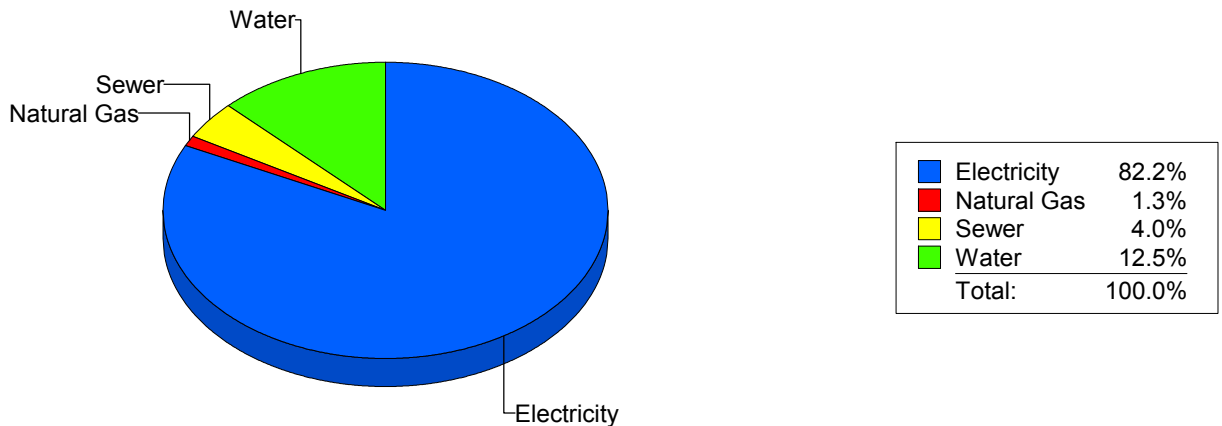
Cost Avoidance Program

Cost Summary Graph

Grouped by Energy Type

Energy Type	Use	Units	Meter Cost	Special Charges	Total Cost	Avg Unit Cost	% of Total Cost
Site: AUSTIN HIGH SCHOOL - AUSTIN HIGH SCHOOL							
Electricity	291,004	KWH	\$26,129.71	\$0.00	\$26,129.71	0.0898	82.19%
Natural Gas	619	CCF	\$405.33	\$0.00	\$405.33	0.6548	1.27%
Water	1,306	CCF	\$3,969.03	\$0.00	\$3,969.03	3.0391	12.48%
Sewer	551	CCF	\$1,286.65	\$0.00	\$1,286.65	2.3351	4.05%
Total Cost:			\$31,790.72	\$0.00	\$31,790.72		

For AUSTIN HIGH SCHOOL



Filters: Cost Center Name Not Equal To DoNotReport; Billing Period Equal To 201207All Meter CodesAll Group Names

elpaso

Energy CAP

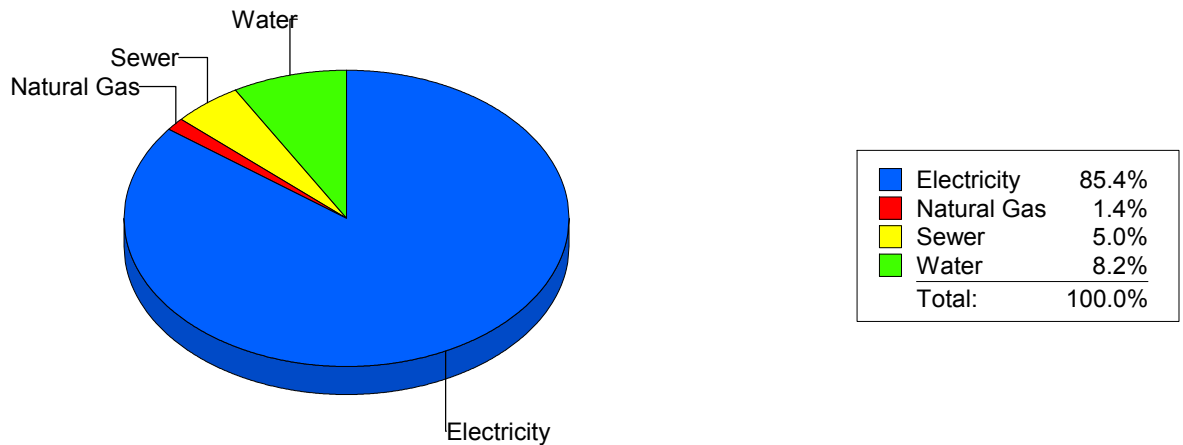
Cost Avoidance Program

Cost Summary Graph

Grouped by Energy Type

Energy Type	Use	Units	Meter Cost	Special Charges	Total Cost	Avg Unit Cost	% of Total Cost
Site: BARRON - BARRON							
Electricity	33,603	KWH	\$5,574.45	\$0.00	\$5,574.45	0.1659	85.36%
Natural Gas	40	CCF	\$89.55	\$0.00	\$89.55	2.2388	1.37%
Water	65	CCF	\$537.52	\$0.00	\$537.52	8.2695	8.23%
Sewer	66	CCF	\$328.71	\$0.00	\$328.71	4.9805	5.03%
Total Cost:			\$6,530.23	\$0.00	\$6,530.23		

For BARRON



Filters: Cost Center Name Not Equal To DoNotReport; Billing Period Equal To 201207All Meter CodesAll Group Names

elpaso

Energy CAP

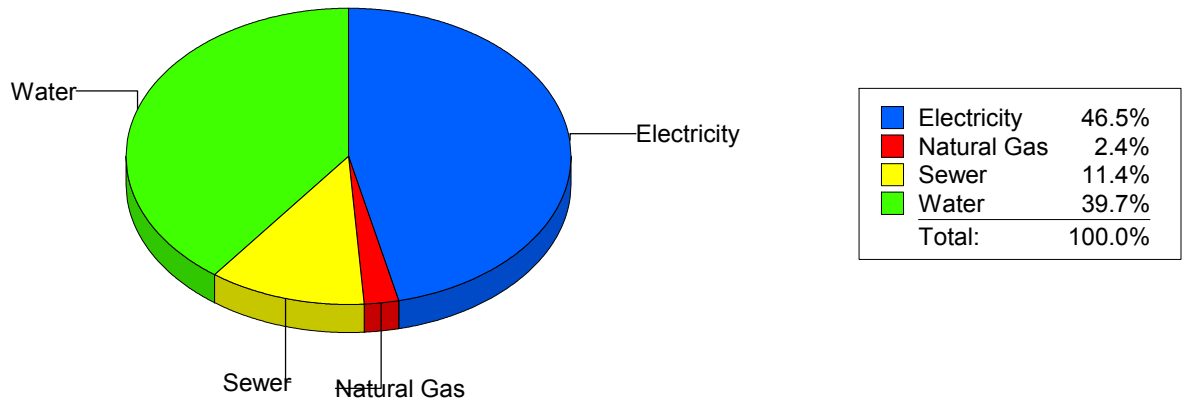
Cost Avoidance Program

Cost Summary Graph

Grouped by Energy Type

Energy Type	Use	Units	Meter Cost	Special Charges	Total Cost	Avg Unit Cost	% of Total Cost
Site: BASSET MIDDLE SCHOOL - BASSET MIDDLE SCHOOL							
Electricity	30,943	KWH	\$3,536.63	\$0.00	\$3,536.63	0.1143	46.48%
Natural Gas	91	CCF	\$183.41	\$0.00	\$183.41	2.0155	2.41%
Water	1,272	CCF	\$3,022.65	\$0.00	\$3,022.65	2.3763	39.73%
Sewer	553	CCF	\$866.17	\$0.00	\$866.17	1.5663	11.38%
Total Cost:			\$7,608.86	\$0.00	\$7,608.86		

For BASSET MIDDLE SCHOOL



Filters: Cost Center Name Not Equal To DoNotReport; Billing Period Equal To 201207All Meter CodesAll Group Names

el paso

Energy CAP

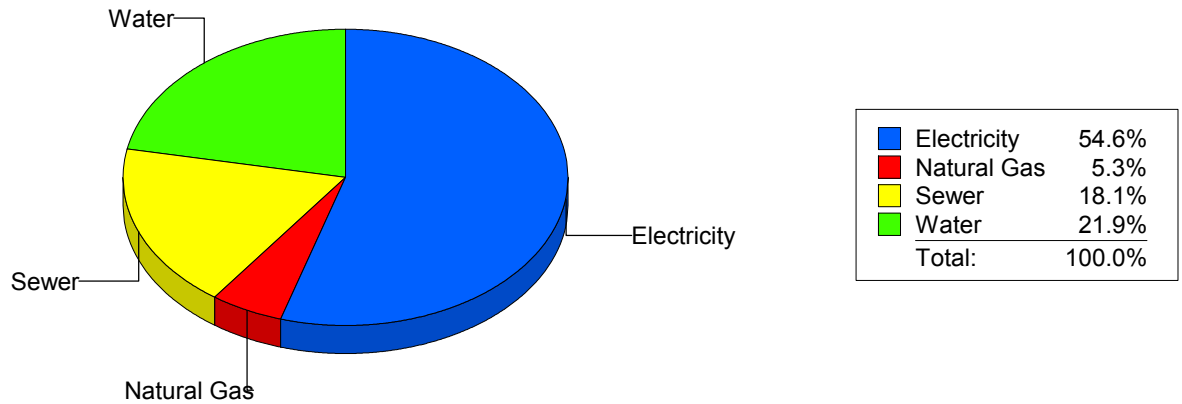
Cost Avoidance Program

Cost Summary Graph

Grouped by Energy Type

Energy Type	Use	Units	Meter Cost	Special Charges	Total Cost	Avg Unit Cost	% of Total Cost
Site: BEALL ELEMENTARY SCH - BEALL ELEMENTARY SCH							
Electricity	6,067	KWH	\$767.25	\$0.00	\$767.25	0.1265	54.64%
Natural Gas	2	CCF	\$74.82	\$0.00	\$74.82	37.4100	5.33%
Water	120	CCF	\$307.74	\$0.00	\$307.74	2.5645	21.92%
Sewer	86	CCF	\$254.40	\$0.00	\$254.40	2.9581	18.12%
Total Cost:			\$1,404.21	\$0.00	\$1,404.21		

For BEALL
ELEMENTARY
SCH



Filters: Cost Center Name Not Equal To DoNotReport; Billing Period Equal To 201207All Meter CodesAll Group Names

elpaso

Energy CAP

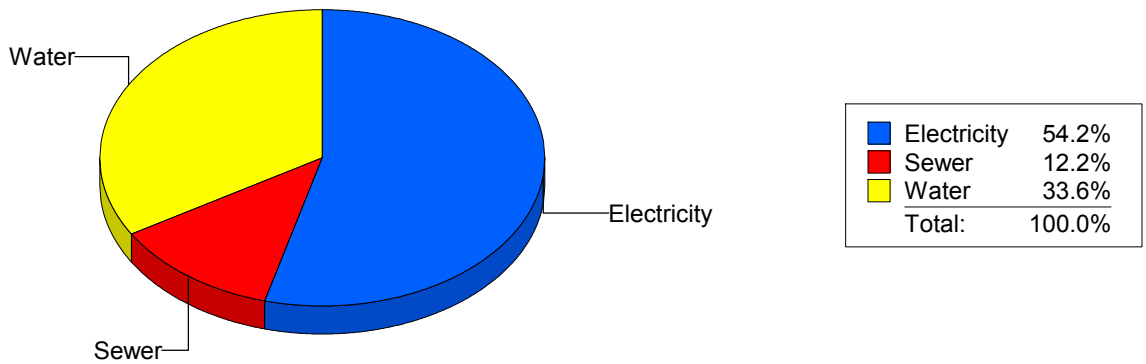
Cost Avoidance Program

Cost Summary Graph

Grouped by Energy Type

Energy Type	Use	Units	Meter Cost	Special Charges	Total Cost	Avg Unit Cost	% of Total Cost
Site: BLISS ELEMENTARY - BLISS ELEMENTARY							
Electricity	8,099	KWH	\$1,326.75	\$0.00	\$1,326.75	0.1638	54.21%
Water	312	CCF	\$822.96	\$0.00	\$822.96	2.6377	33.63%
Sewer	119	CCF	\$297.63	\$0.00	\$297.63	2.5011	12.16%
Total Cost:			\$2,447.34	\$0.00	\$2,447.34		

For BLISS ELEMENTARY



Filters: Cost Center Name Not Equal To DoNotReport; Billing Period Equal To 201207All Meter CodesAll Group Names

elpaso

Energy CAP

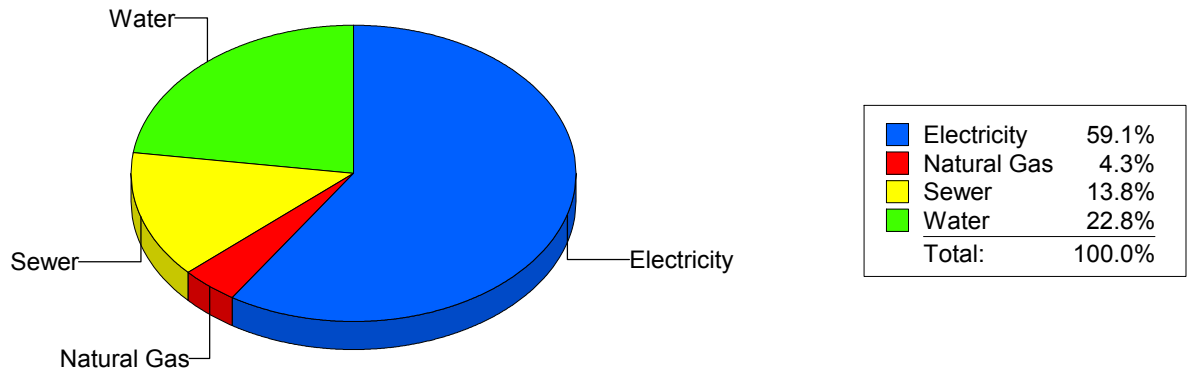
Cost Avoidance Program

Cost Summary Graph

Grouped by Energy Type

Energy Type	Use	Units	Meter Cost	Special Charges	Total Cost	Avg Unit Cost	% of Total Cost
Site: BOND - BOND ELEMENTARY							
Electricity	7,814	KWH	\$1,325.98	\$0.00	\$1,325.98	0.1697	59.08%
Natural Gas	56	CCF	\$95.62	\$0.00	\$95.62	1.7075	4.26%
Water	161	CCF	\$512.10	\$0.00	\$512.10	3.1807	22.82%
Sewer	80	CCF	\$310.65	\$0.00	\$310.65	3.8831	13.84%
Total Cost:			\$2,244.35	\$0.00	\$2,244.35		

For BOND ELEMENTARY



Filters: Cost Center Name Not Equal To DoNotReport; Billing Period Equal To 201207All Meter CodesAll Group Names

el paso

Energy CAP

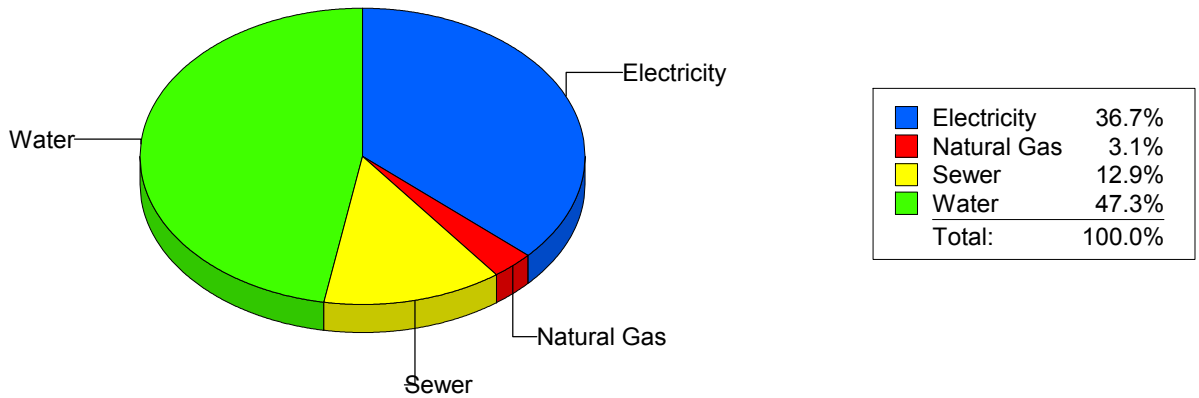
Cost Avoidance Program

Cost Summary Graph

Grouped by Energy Type

Energy Type	Use	Units	Meter Cost	Special Charges	Total Cost	Avg Unit Cost	% of Total Cost
Site: BONHAM ELEMENTARY SC - BONHAM ELEMENTARY SC							
Electricity	8,929	KWH	\$893.50	\$0.00	\$893.50	0.1001	36.65%
Natural Gas	6	CCF	\$76.37	\$0.00	\$76.37	12.7283	3.13%
Water	423	CCF	\$1,153.69	\$0.00	\$1,153.69	2.7274	47.33%
Sewer	144	CCF	\$314.12	\$0.00	\$314.12	2.1814	12.89%
Total Cost:			\$2,437.68	\$0.00	\$2,437.68		

For BONHAM
ELEMENTARY
SC



Filters: Cost Center Name Not Equal To DoNotReport; Billing Period Equal To 201207All Meter CodesAll Group Names

el paso

Energy CAP

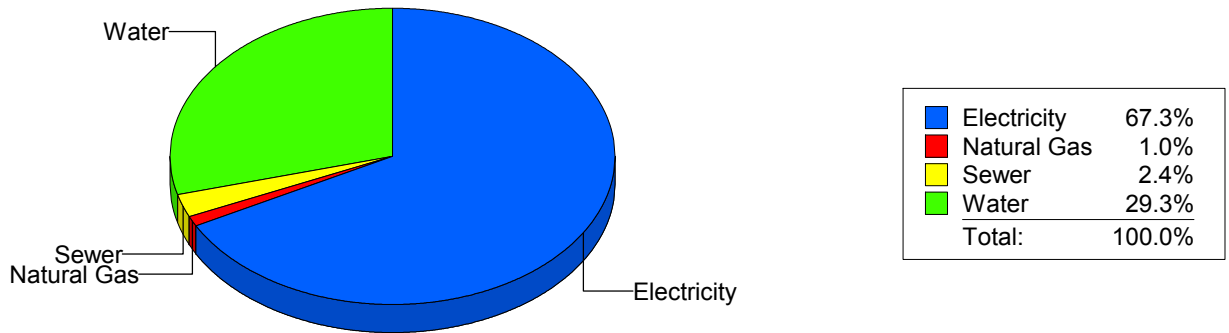
Cost Avoidance Program

Cost Summary Graph

Grouped by Energy Type

Energy Type	Use	Units	Meter Cost	Special Charges	Total Cost	Avg Unit Cost	% of Total Cost
Site: BOWIE HIGH SCHOOL - BOWIE HIGH SCHOOL							
Electricity	196,031	KWH	\$24,326.94	\$0.00	\$24,326.94	0.1241	67.30%
Natural Gas	635	CCF	\$375.58	\$0.00	\$375.58	0.5915	1.04%
Water	7,137	CCF	\$10,592.09	\$0.00	\$10,592.09	1.4841	29.30%
Sewer	325	CCF	\$849.91	\$0.00	\$849.91	2.6151	2.35%
Total Cost:			\$36,144.52	\$0.00	\$36,144.52		

For BOWIE HIGH SCHOOL



Filters: Cost Center Name Not Equal To DoNotReport; Billing Period Equal To 201207All Meter CodesAll Group Names

el paso

Energy CAP

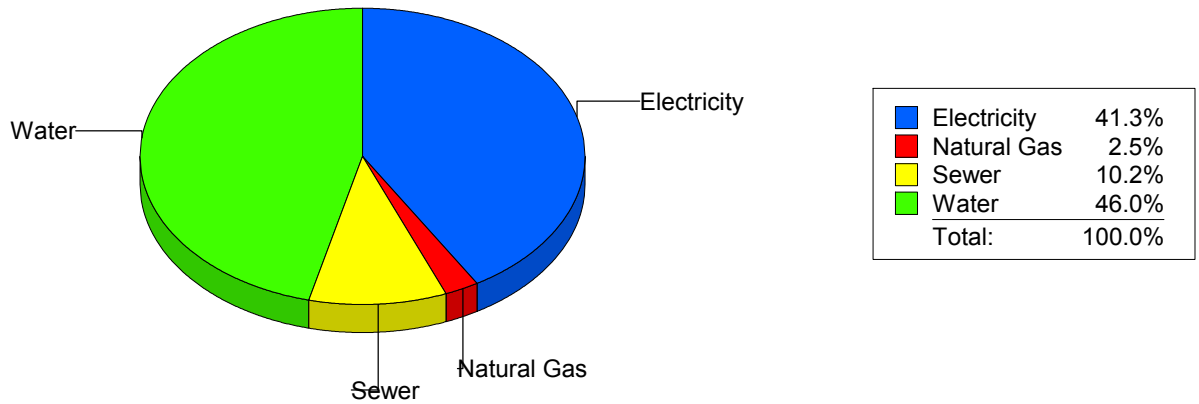
Cost Avoidance Program

Cost Summary Graph

Grouped by Energy Type

Energy Type	Use	Units	Meter Cost	Special Charges	Total Cost	Avg Unit Cost	% of Total Cost
Site: BRADLEY ELEMENTARY - BRADLEY ELEMENTARY							
Electricity	9,900	KWH	\$1,423.38	\$0.00	\$1,423.38	0.1438	41.34%
Natural Gas	117	CCF	\$84.41	\$0.00	\$84.41	0.7215	2.45%
Water	428	CCF	\$1,584.57	\$0.00	\$1,584.57	3.7023	46.02%
Sewer	101	CCF	\$350.62	\$0.00	\$350.62	3.4715	10.18%
Total Cost:			\$3,442.98	\$0.00	\$3,442.98		

For BRADLEY ELEMENTARY



Filters: Cost Center Name Not Equal To DoNotReport; Billing Period Equal To 201207All Meter CodesAll Group Names

elpaso

Energy CAP

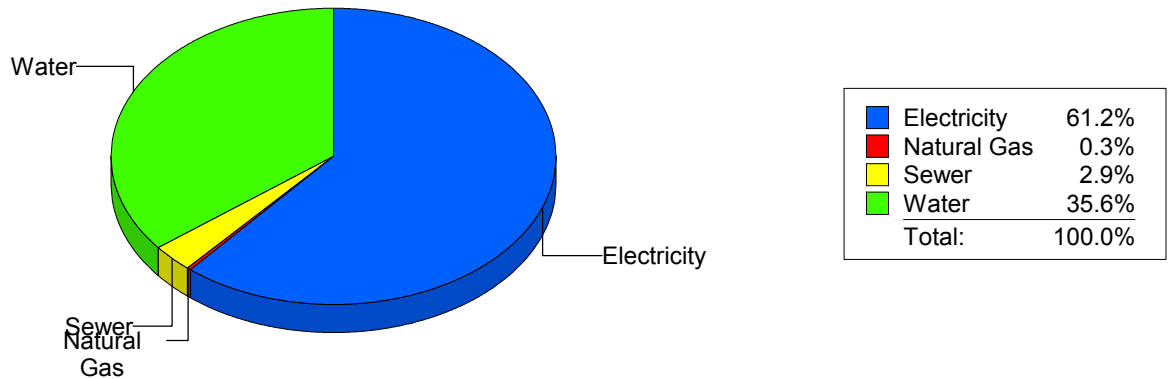
Cost Avoidance Program

Cost Summary Graph

Grouped by Energy Type

Energy Type	Use	Units	Meter Cost	Special Charges	Total Cost	Avg Unit Cost	% of Total Cost
Site: BROWN MIDDLE SCHOOL - BROWN MIDDLE SCHOOL							
Electricity	68,000	KWH	\$9,223.33	\$0.00	\$9,223.33	0.1356	61.21%
Natural Gas	13	CCF	\$42.06	\$0.00	\$42.06	3.2354	0.28%
Water	1,271	CCF	\$5,368.25	\$0.00	\$5,368.25	4.2236	35.63%
Sewer	165	CCF	\$434.46	\$0.00	\$434.46	2.6331	2.88%
Total Cost:			\$15,068.10	\$0.00	\$15,068.10		

For BROWN MIDDLE SCHOOL



Filters: Cost Center Name Not Equal To DoNotReport; Billing Period Equal To 201207All Meter CodesAll Group Names

el Paso

Energy CAP

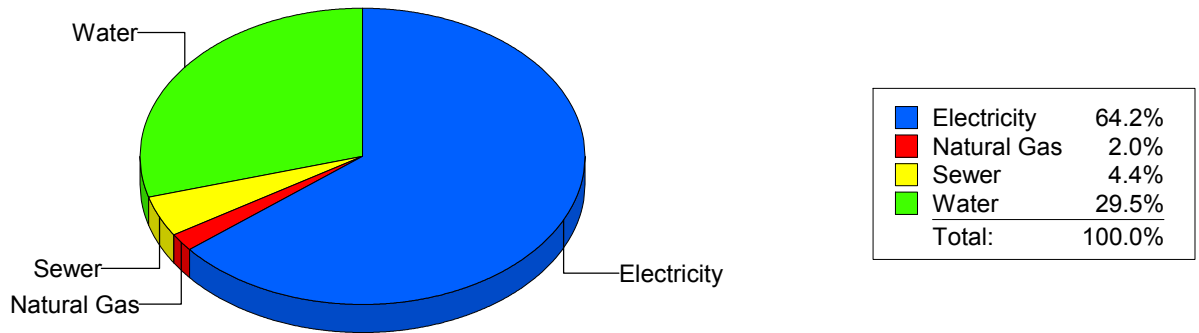
Cost Avoidance Program

Cost Summary Graph

Grouped by Energy Type

Energy Type	Use	Units	Meter Cost	Special Charges	Total Cost	Avg Unit Cost	% of Total Cost
Site: BURGESS HIGH SCHOOL - BURGESS HIGH SCHOOL							
Electricity	66,706	KWH	\$9,027.94	\$0.00	\$9,027.94	0.1353	64.17%
Natural Gas	351	CCF	\$275.95	\$0.00	\$275.95	0.7862	1.96%
Water	1,146	CCF	\$4,149.89	\$0.00	\$4,149.89	3.6212	29.50%
Sewer	194	CCF	\$614.19	\$0.00	\$614.19	3.1659	4.37%
Total Cost:			\$14,067.97	\$0.00	\$14,067.97		

For BURGESS HIGH SCHOOL



Filters: Cost Center Name Not Equal To DoNotReport; Billing Period Equal To 201207All Meter CodesAll Group Names

elpaso

Energy CAP

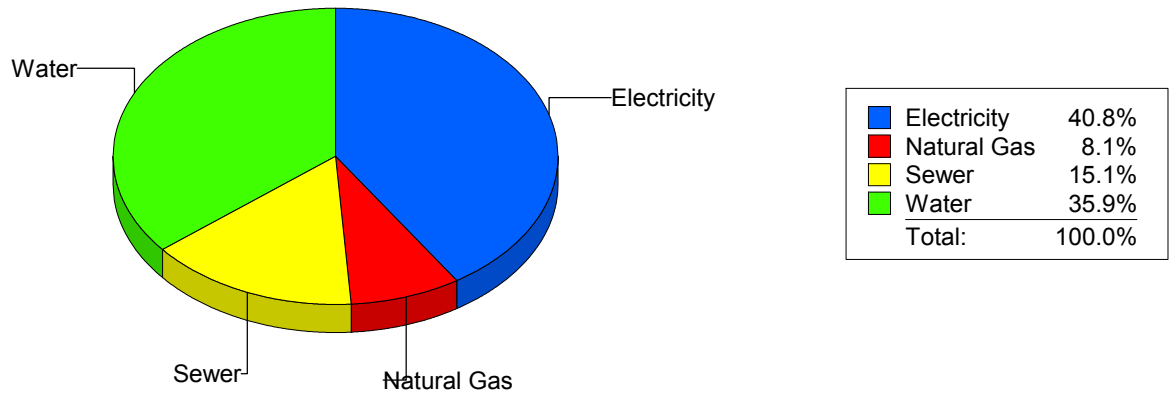
Cost Avoidance Program

Cost Summary Graph

Grouped by Energy Type

Energy Type	Use	Units	Meter Cost	Special Charges	Total Cost	Avg Unit Cost	% of Total Cost
Site: BURLESON ELEMENTARY - BURLESON ELEMENTARY							
Electricity	7,395	KWH	\$932.21	\$0.00	\$932.21	0.1261	40.81%
Natural Gas	97	CCF	\$185.73	\$0.00	\$185.73	1.9147	8.13%
Water	643	CCF	\$820.50	\$0.00	\$820.50	1.2760	35.92%
Sewer	166	CCF	\$345.68	\$0.00	\$345.68	2.0824	15.13%
Total Cost:			\$2,284.12	\$0.00	\$2,284.12		

For
BURLESON
ELEMENTARY



Filters: Cost Center Name Not Equal To DoNotReport; Billing Period Equal To 201207All Meter CodesAll Group Names

elpaso

Energy CAP

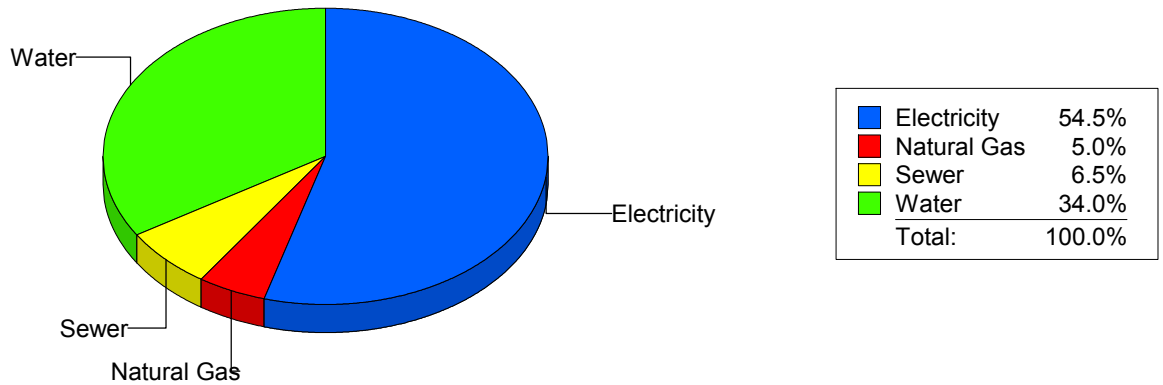
Cost Avoidance Program

Cost Summary Graph

Grouped by Energy Type

Energy Type	Use	Units	Meter Cost	Special Charges	Total Cost	Avg Unit Cost	% of Total Cost
Site: BURNET ELEMENTARY - BURNET ELEMENTARY							
Electricity	11,471	KWH	\$2,151.69	\$0.00	\$2,151.69	0.1876	54.51%
Natural Gas	194	CCF	\$195.42	\$0.00	\$195.42	1.0073	4.95%
Water	388	CCF	\$1,342.28	\$0.00	\$1,342.28	3.4595	34.01%
Sewer	99	CCF	\$257.91	\$0.00	\$257.91	2.6052	6.53%
Total Cost:			\$3,947.30	\$0.00	\$3,947.30		

For BURNET ELEMENTARY



Filters: Cost Center Name Not Equal To DoNotReport; Billing Period Equal To 201207All Meter CodesAll Group Names

elpaso

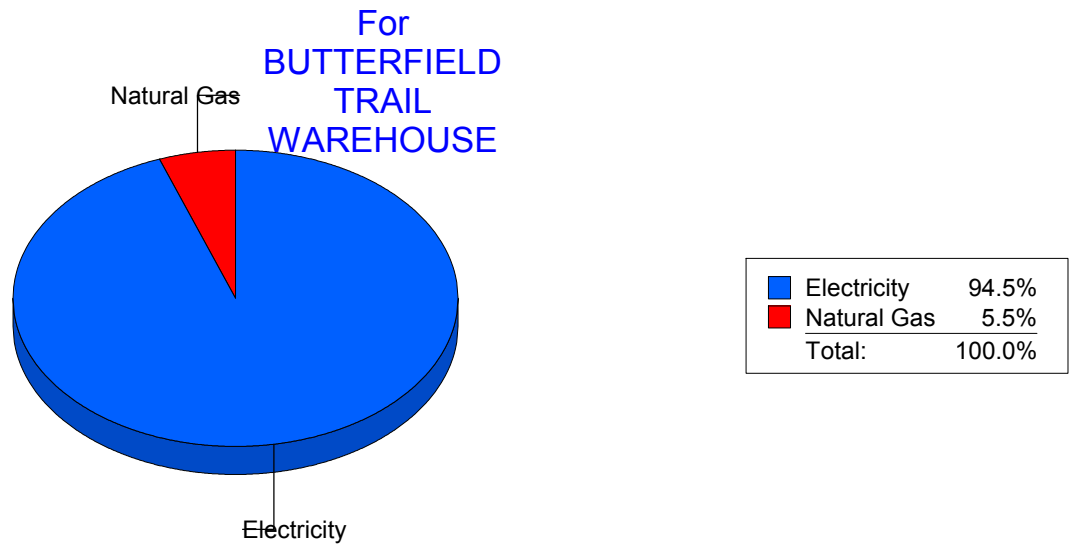
Energy CAP

Cost Avoidance Program

Cost Summary Graph

Grouped by Energy Type

Energy Type	Use	Units	Meter Cost	Special Charges	Total Cost	Avg Unit Cost	% of Total Cost
Site: BUTTERFIELDTRAILWAREHOUSE - BUTTERFIELD TRAIL WAREHOUSE							
Electricity	4,200	KWH	\$644.62	\$0.00	\$644.62	0.1535	94.51%
Natural Gas	1	CCF	\$37.41	\$0.00	\$37.41	37.4100	5.49%
Total Cost:			\$682.03	\$0.00	\$682.03		



Filters: Cost Center Name Not Equal To DoNotReport; Billing Period Equal To 201207All Meter CodesAll Group Names

elpaso

Energy CAP

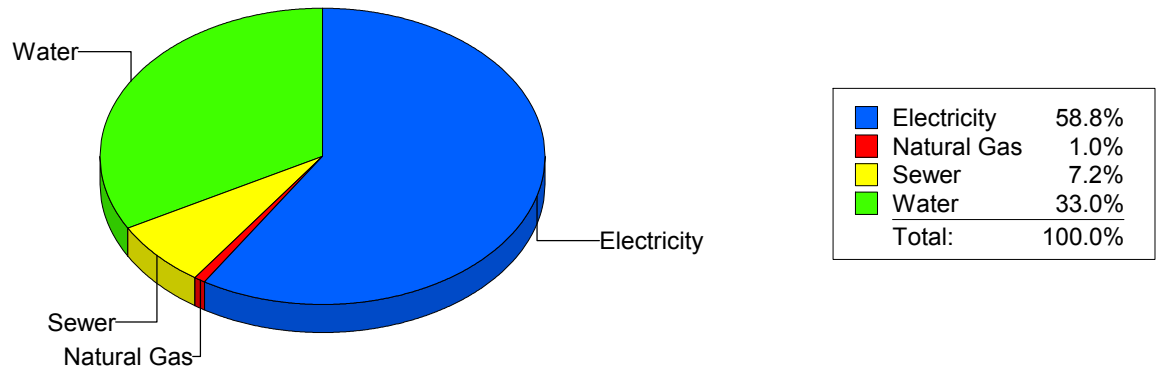
Cost Avoidance Program

Cost Summary Graph

Grouped by Energy Type

Energy Type	Use	Units	Meter Cost	Special Charges	Total Cost	Avg Unit Cost	% of Total Cost
Site: CANYON HILLS MIDDLE - CANYON HILLS MIDDLE							
Electricity	46,299	KWH	\$5,713.41	\$0.00	\$5,713.41	0.1234	58.76%
Natural Gas	64	CCF	\$98.89	\$0.00	\$98.89	1.5452	1.02%
Water	854	CCF	\$3,209.58	\$0.00	\$3,209.58	3.7583	33.01%
Sewer	202	CCF	\$701.24	\$0.00	\$701.24	3.4715	7.21%
Total Cost:			\$9,723.12	\$0.00	\$9,723.12		

For CANYON HILLS MIDDLE



Filters: Cost Center Name Not Equal To DoNotReport; Billing Period Equal To 201207All Meter CodesAll Group Names

el Paso

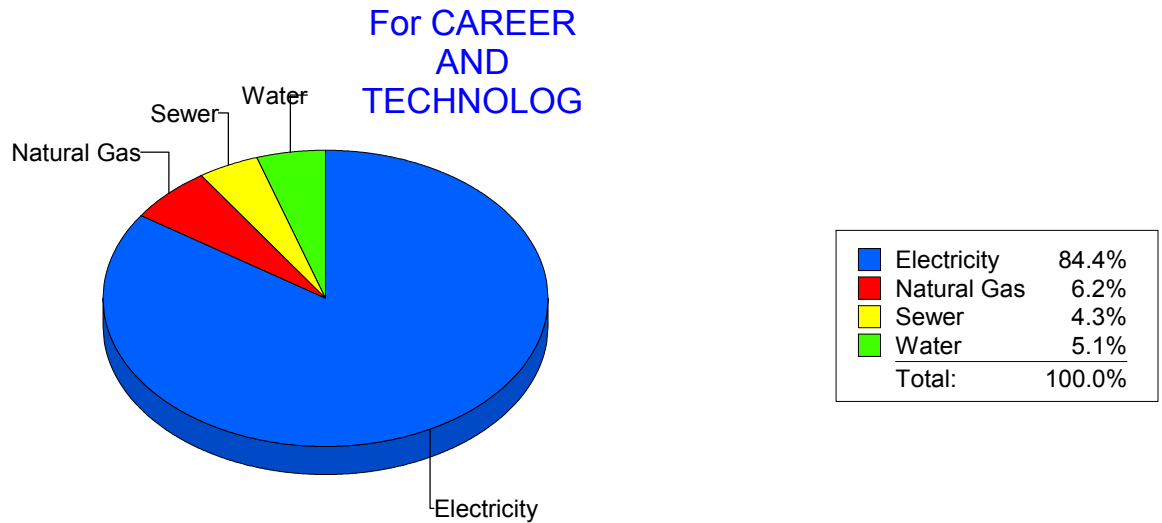
Energy CAP

Cost Avoidance Program

Cost Summary Graph

Grouped by Energy Type

Energy Type	Use	Units	Meter Cost	Special Charges	Total Cost	Avg Unit Cost	% of Total Cost
Site: CAREER AND TECHNOLOG - CAREER AND TECHNOLOG							
Electricity	69,710	KWH	\$8,776.67	\$0.00	\$8,776.67	0.1259	84.45%
Natural Gas	1,258	CCF	\$644.74	\$0.00	\$644.74	0.5125	6.20%
Water	223	CCF	\$527.27	\$0.00	\$527.27	2.3644	5.07%
Sewer	192	CCF	\$444.22	\$0.00	\$444.22	2.3136	4.27%
Total Cost:			\$10,392.90	\$0.00	\$10,392.90		



Filters: Cost Center Name Not Equal To DoNotReport; Billing Period Equal To 201207All Meter CodesAll Group Names

elpaso

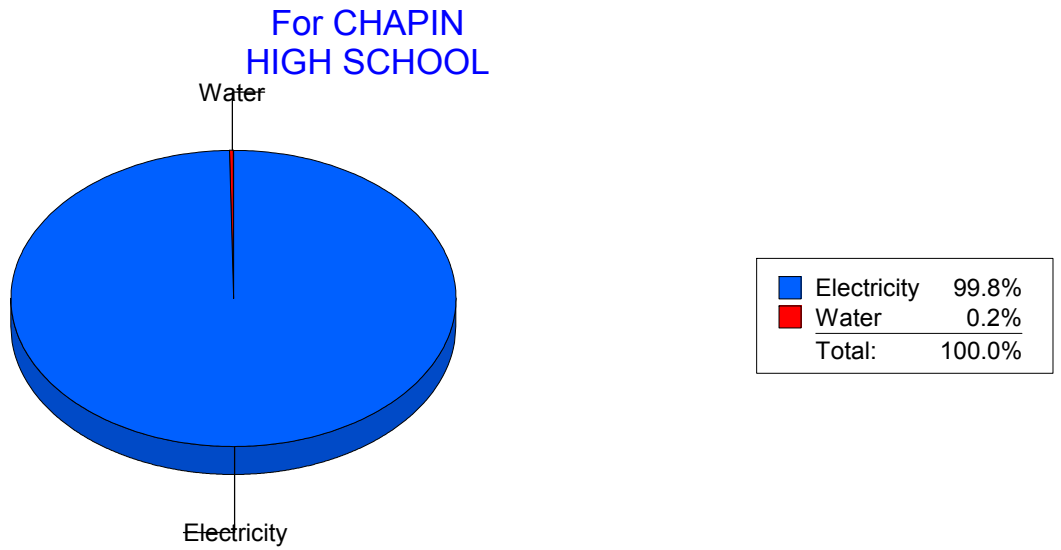
Energy CAP

Cost Avoidance Program

Cost Summary Graph

Grouped by Energy Type

Energy Type	Use	Units	Meter Cost	Special Charges	Total Cost	Avg Unit Cost	% of Total Cost
Site: CHAPIN HIGH SCHOOL - CHAPIN HIGH SCHOOL							
Electricity	246,771	KWH	\$29,179.13	\$0.00	\$29,179.13	0.1182	99.83%
Water	3	CCF	\$49.43	\$0.00	\$49.43	16.4767	0.17%
Total Cost:			\$29,228.56	\$0.00	\$29,228.56		



Filters: Cost Center Name Not Equal To DoNotReport; Billing Period Equal To 201207All Meter CodesAll Group Names

el paso

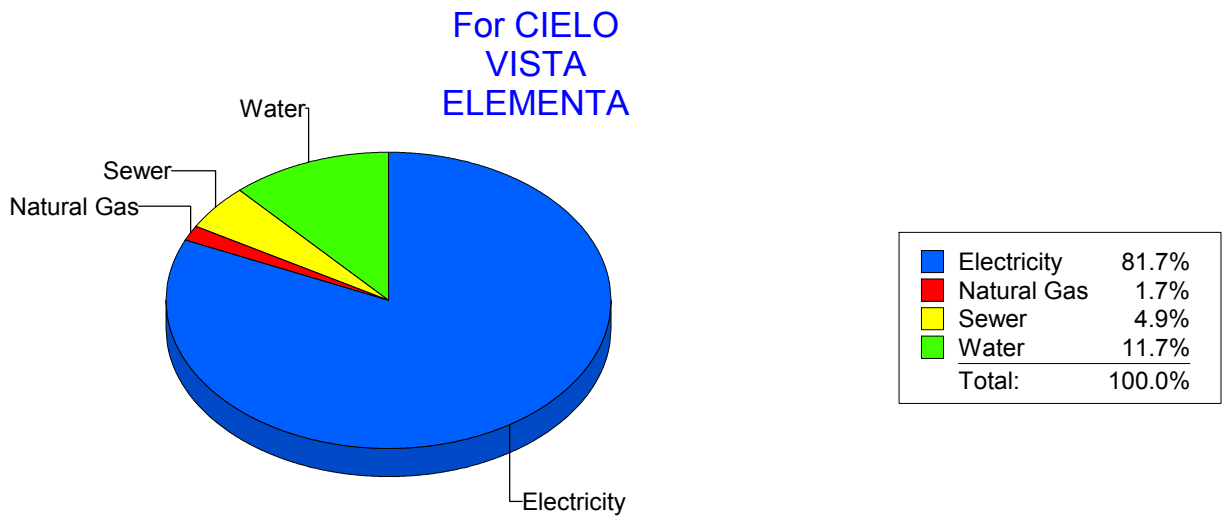
Energy CAP

Cost Avoidance Program

Cost Summary Graph

Grouped by Energy Type

Energy Type	Use	Units	Meter Cost	Special Charges	Total Cost	Avg Unit Cost	% of Total Cost
Site: CIELO VISTA ELEMENTA - CIELO VISTA ELEMENTA							
Electricity	25,760	KWH	\$4,274.29	\$0.00	\$4,274.29	0.1659	81.73%
Natural Gas	33	CCF	\$86.84	\$0.00	\$86.84	2.6315	1.66%
Water	251	CCF	\$613.22	\$0.00	\$613.22	2.4431	11.72%
Sewer	87	CCF	\$255.71	\$0.00	\$255.71	2.9392	4.89%
Total Cost:			\$5,230.06	\$0.00	\$5,230.06		



Filters: Cost Center Name Not Equal To DoNotReport; Billing Period Equal To 201207All Meter CodesAll Group Names

elpaso

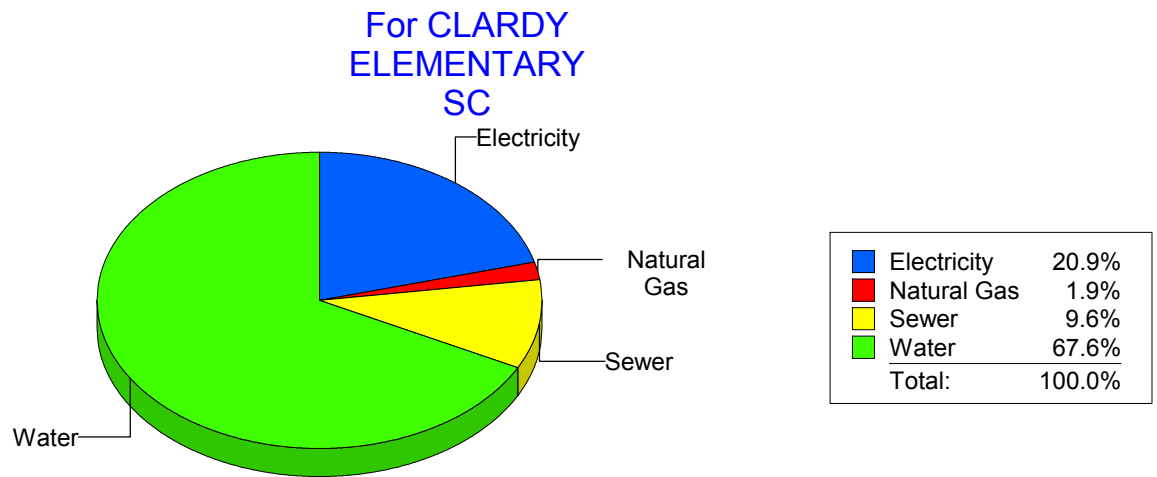
Energy CAP

Cost Avoidance Program

Cost Summary Graph

Grouped by Energy Type

Energy Type	Use	Units	Meter Cost	Special Charges	Total Cost	Avg Unit Cost	% of Total Cost
Site: CLARDY ELEMENTARY SC - CLARDY ELEMENTARY SC							
Electricity	8,746	KWH	\$1,156.48	\$0.00	\$1,156.48	0.1322	20.88%
Natural Gas	75	CCF	\$103.17	\$0.00	\$103.17	1.3756	1.86%
Water	1,082	CCF	\$3,745.67	\$0.00	\$3,745.67	3.4618	67.63%
Sewer	250	CCF	\$533.35	\$0.00	\$533.35	2.1334	9.63%
Total Cost:			\$5,538.67	\$0.00	\$5,538.67		



Filters: Cost Center Name Not Equal To DoNotReport; Billing Period Equal To 201207All Meter CodesAll Group Names

elpaso

Energy CAP

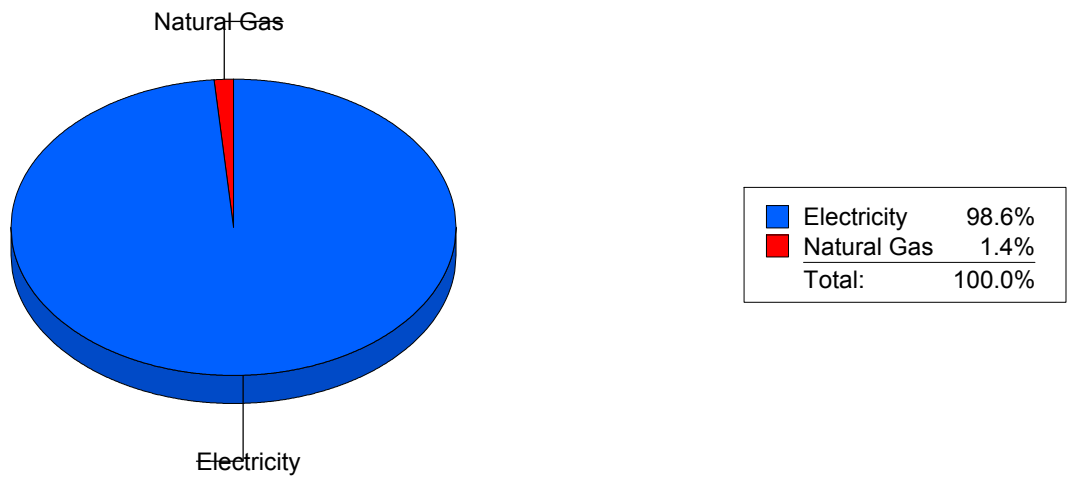
Cost Avoidance Program

Cost Summary Graph

Grouped by Energy Type

Energy Type	Use	Units	Meter Cost	Special Charges	Total Cost	Avg Unit Cost	% of Total Cost
Site: CLENDININ - CLENDININ							
Electricity	28,750	KWH	\$4,448.98	\$0.00	\$4,448.98	0.1547	98.64%
Natural Gas	63	CCF	\$61.48	\$0.00	\$61.48	0.9759	1.36%
Total Cost:			\$4,510.46	\$0.00	\$4,510.46		

For CLENDININ



Filters: Cost Center Name Not Equal To DoNotReport; Billing Period Equal To 201207All Meter CodesAll Group Names

el Paso

Energy CAP

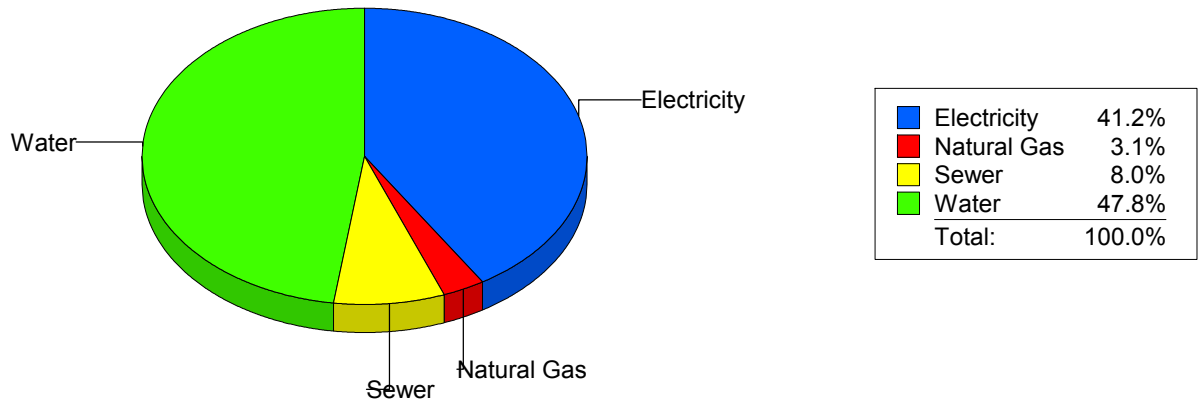
Cost Avoidance Program

Cost Summary Graph

Grouped by Energy Type

Energy Type	Use	Units	Meter Cost	Special Charges	Total Cost	Avg Unit Cost	% of Total Cost
Site: COLDWELL INTERMEDIAT - COLDWELL INTERMEDIAT							
Electricity	12,127	KWH	\$1,498.09	\$0.00	\$1,498.09	0.1235	41.17%
Natural Gas	0	CCF	\$111.06	\$0.00	\$111.06	0.0000	3.05%
Water	425	CCF	\$1,738.14	\$0.00	\$1,738.14	4.0897	47.76%
Sewer	86	CCF	\$291.84	\$0.00	\$291.84	3.3935	8.02%
Total Cost:			\$3,639.13	\$0.00	\$3,639.13		

For
COLDWELL
INTERMEDIAT



Filters: Cost Center Name Not Equal To DoNotReport; Billing Period Equal To 201207All Meter CodesAll Group Names

elpaso

Energy CAP

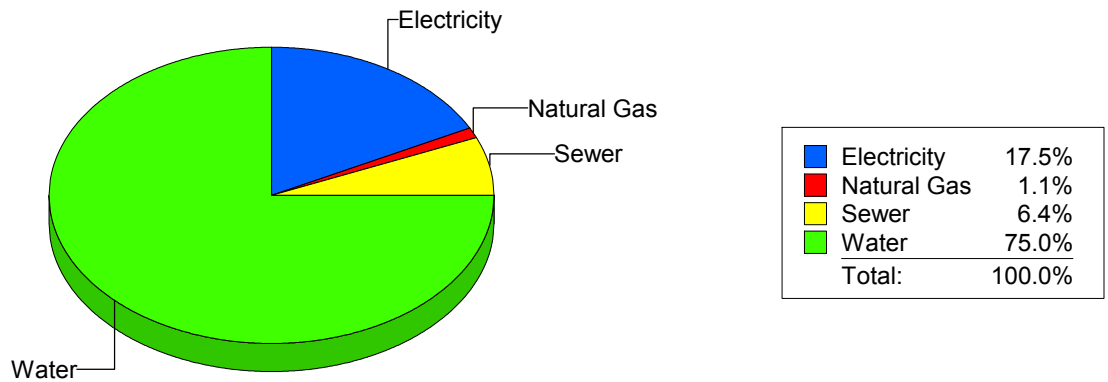
Cost Avoidance Program

Cost Summary Graph

Grouped by Energy Type

Energy Type	Use	Units	Meter Cost	Special Charges	Total Cost	Avg Unit Cost	% of Total Cost
Site: COLLINS ELEMENTARY - COLLINS ELEMENTARY							
Electricity	11,748	KWH	\$1,202.01	\$0.00	\$1,202.01	0.1023	17.49%
Natural Gas	0	CCF	\$74.04	\$0.00	\$74.04	0.0000	1.08%
Water	1,305	CCF	\$5,158.04	\$0.00	\$5,158.04	3.9525	75.03%
Sewer	228	CCF	\$440.42	\$0.00	\$440.42	1.9317	6.41%
Total Cost:			\$6,874.51	\$0.00	\$6,874.51		

For COLLINS ELEMENTARY



Filters: Cost Center Name Not Equal To DoNotReport; Billing Period Equal To 201207All Meter CodesAll Group Names

el paso

Energy CAP

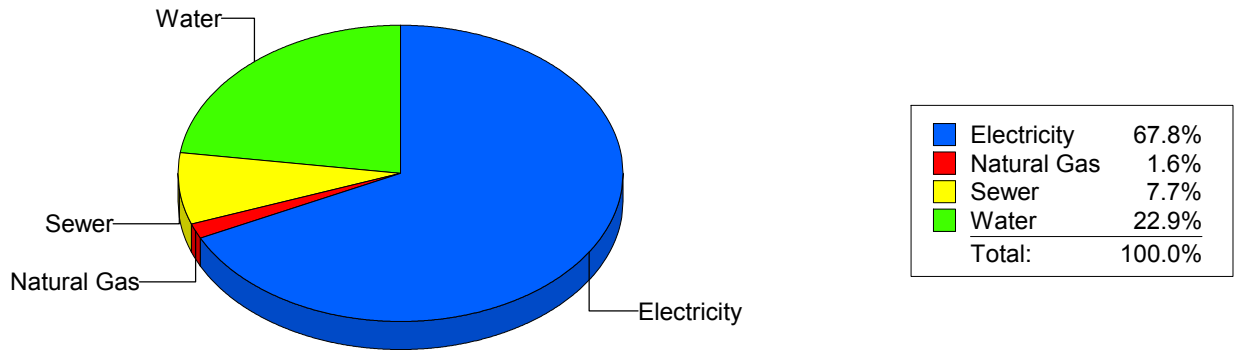
Cost Avoidance Program

Cost Summary Graph

Grouped by Energy Type

Energy Type	Use	Units	Meter Cost	Special Charges	Total Cost	Avg Unit Cost	% of Total Cost
Site: COOLEY ELEMENTARY SC - COOLEY ELEMENTARY SC							
Electricity	42,600	KWH	\$5,097.21	\$0.00	\$5,097.21	0.1197	67.84%
Natural Gas	110	CCF	\$117.90	\$0.00	\$117.90	1.0718	1.57%
Water	375	CCF	\$1,717.23	\$0.00	\$1,717.23	4.5793	22.85%
Sewer	150	CCF	\$581.53	\$0.00	\$581.53	3.8769	7.74%
Total Cost:			\$7,513.87	\$0.00	\$7,513.87		

For COOLEY
ELEMENTARY
SC



Filters: Cost Center Name Not Equal To DoNotReport; Billing Period Equal To 201207All Meter CodesAll Group Names

elpaso

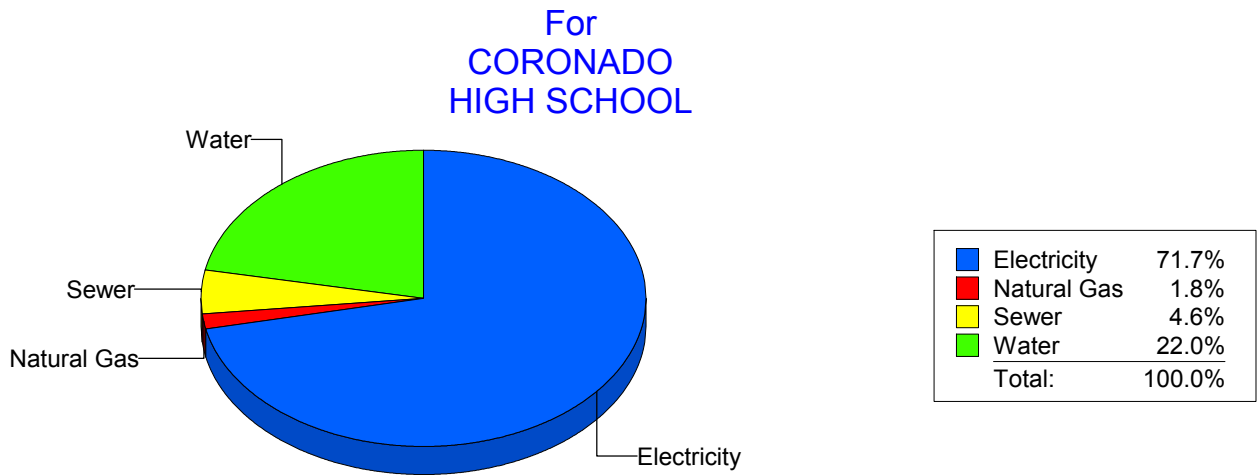
Energy CAP

Cost Avoidance Program

Cost Summary Graph

Grouped by Energy Type

Energy Type	Use	Units	Meter Cost	Special Charges	Total Cost	Avg Unit Cost	% of Total Cost
Site: CORONADO HIGH SCHOOL - CORONADO HIGH SCHOOL							
Electricity	176,649	KWH	\$23,202.83	\$0.00	\$23,202.83	0.1313	71.66%
Natural Gas	952	CCF	\$568.20	\$0.00	\$568.20	0.5968	1.75%
Water	5,041	CCF	\$7,115.39	\$0.00	\$7,115.39	1.4115	21.97%
Sewer	909	CCF	\$1,494.03	\$0.00	\$1,494.03	1.6436	4.61%
Total Cost:			\$32,380.45	\$0.00	\$32,380.45		



Filters: Cost Center Name Not Equal To DoNotReport; Billing Period Equal To 201207All Meter CodesAll Group Names

elpaso

Energy CAP

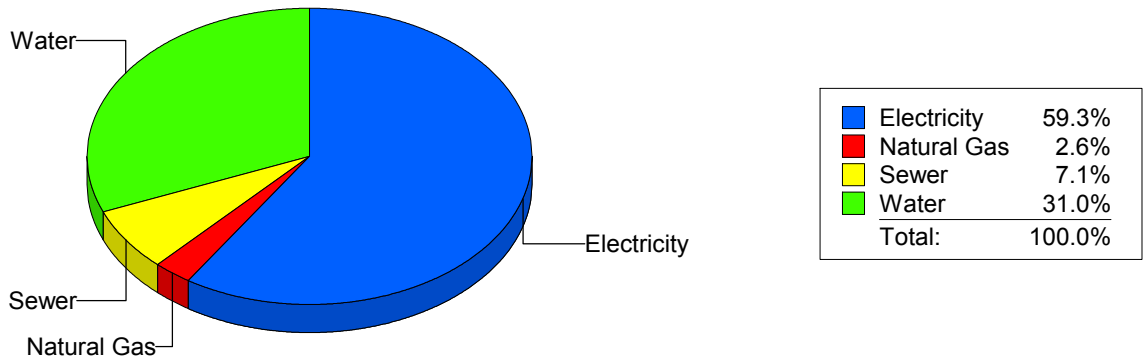
Cost Avoidance Program

Cost Summary Graph

Grouped by Energy Type

Energy Type	Use	Units	Meter Cost	Special Charges	Total Cost	Avg Unit Cost	% of Total Cost
Site: CROCKETT - CROCKETT ELEMENTARY							
Electricity	11,400	KWH	\$2,462.62	\$0.00	\$2,462.62	0.2160	59.28%
Natural Gas	165	CCF	\$108.65	\$0.00	\$108.65	0.6585	2.62%
Water	400	CCF	\$1,286.86	\$0.00	\$1,286.86	3.2172	30.98%
Sewer	128	CCF	\$295.90	\$0.00	\$295.90	2.3117	7.12%
Total Cost:			\$4,154.03	\$0.00	\$4,154.03		

For
CROCKETT
ELEMENTARY



Filters: Cost Center Name Not Equal To DoNotReport; Billing Period Equal To 201207All Meter CodesAll Group Names

elpaso

Energy CAP

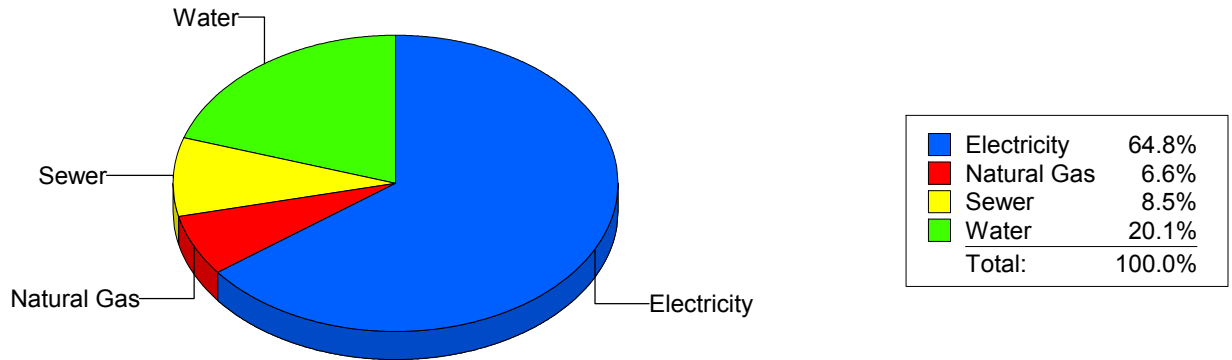
Cost Avoidance Program

Cost Summary Graph

Grouped by Energy Type

Energy Type	Use	Units	Meter Cost	Special Charges	Total Cost	Avg Unit Cost	% of Total Cost
Site: CROSBY ELEMENTARY - CROSBY ELEMENTARY							
Electricity	12,041	KWH	\$1,864.75	\$0.00	\$1,864.75	0.1549	64.76%
Natural Gas	253	CCF	\$190.07	\$0.00	\$190.07	0.7513	6.60%
Water	214	CCF	\$578.53	\$0.00	\$578.53	2.7034	20.09%
Sewer	90	CCF	\$246.12	\$0.00	\$246.12	2.7347	8.55%
Total Cost:			\$2,879.47	\$0.00	\$2,879.47		

For CROSBY ELEMENTARY



Filters: Cost Center Name Not Equal To DoNotReport; Billing Period Equal To 201207All Meter CodesAll Group Names

elpaso

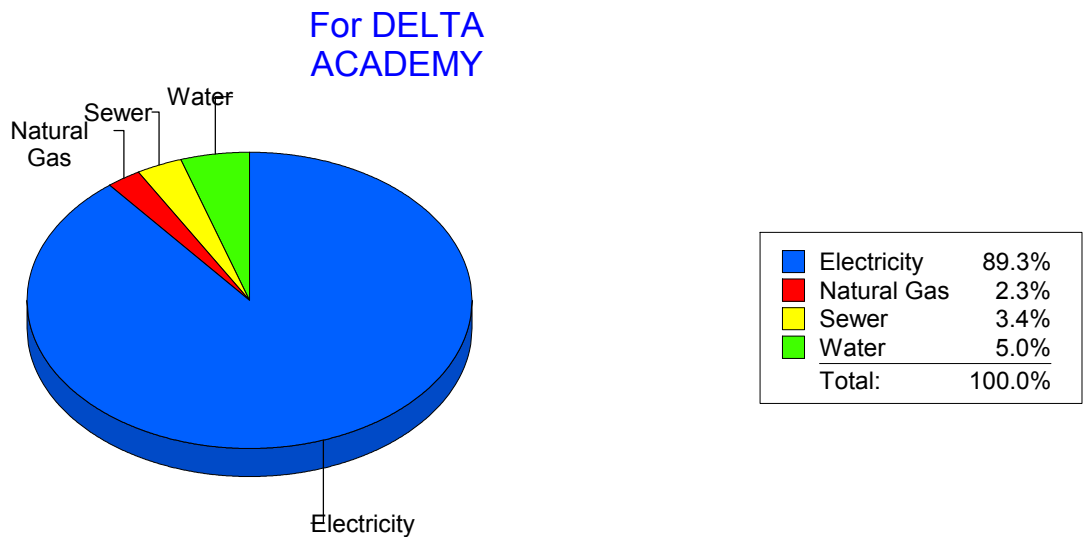
Energy CAP

Cost Avoidance Program

Cost Summary Graph

Grouped by Energy Type

Energy Type	Use	Units	Meter Cost	Special Charges	Total Cost	Avg Unit Cost	% of Total Cost
Site: DELTA ACADEMY - DELTA ACADEMY							
Electricity	8,984	KWH	\$800.56	\$0.00	\$800.56	0.0891	89.26%
Natural Gas	24	CCF	\$21.00	\$0.00	\$21.00	0.8750	2.34%
Water	17	CCF	\$44.47	\$0.00	\$44.47	2.6159	4.96%
Sewer	10	CCF	\$30.85	\$0.00	\$30.85	3.0850	3.44%
Total Cost:			\$896.88	\$0.00	\$896.88		



Filters: Cost Center Name Not Equal To DoNotReport; Billing Period Equal To 201207All Meter CodesAll Group Names

elpaso

Energy CAP

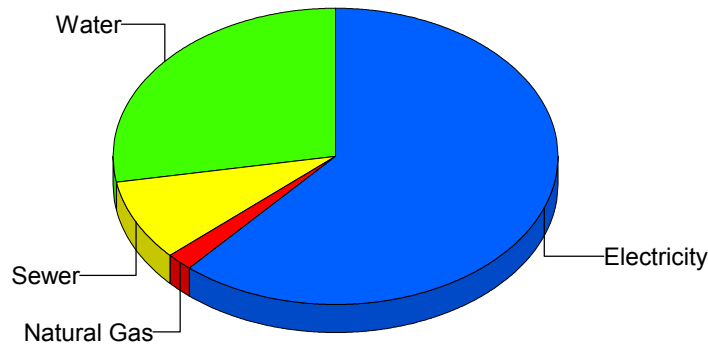
Cost Avoidance Program

Cost Summary Graph

Grouped by Energy Type

Energy Type	Use	Units	Meter Cost	Special Charges	Total Cost	Avg Unit Cost	% of Total Cost
Site: DOUGLASS ELEMENTARY - DOUGLASS ELEMENTARY							
Electricity	17,805	KWH	\$2,304.94	\$0.00	\$2,304.94	0.1295	61.32%
Natural Gas	2	CCF	\$74.10	\$0.00	\$74.10	37.0500	1.97%
Water	316	CCF	\$1,046.98	\$0.00	\$1,046.98	3.3132	27.85%
Sewer	119	CCF	\$332.71	\$0.00	\$332.71	2.7959	8.85%
Total Cost:			\$3,758.73	\$0.00	\$3,758.73		

For
DOUGLASS
ELEMENTARY



Electricity	61.3%
Natural Gas	2.0%
Sewer	8.9%
Water	27.9%
Total:	100.0%

Filters: Cost Center Name Not Equal To DoNotReport; Billing Period Equal To 201207All Meter CodesAll Group Names

elpaso

Energy CAP

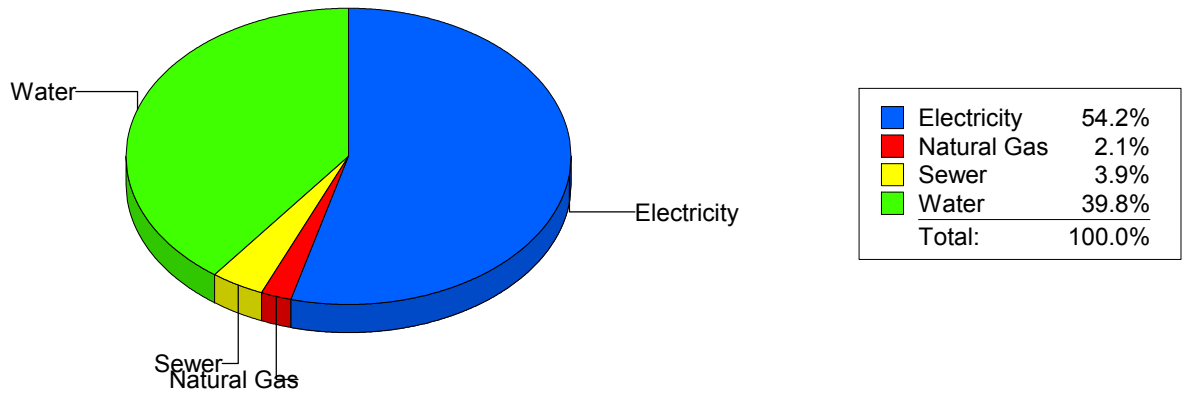
Cost Avoidance Program

Cost Summary Graph

Grouped by Energy Type

Energy Type	Use	Units	Meter Cost	Special Charges	Total Cost	Avg Unit Cost	% of Total Cost
Site: DOWELL ELEMENTARY - DOWELL ELEMENTARY							
Electricity	10,684	KWH	\$1,985.06	\$0.00	\$1,985.06	0.1858	54.24%
Natural Gas	101	CCF	\$76.30	\$0.00	\$76.30	0.7554	2.08%
Water	648	CCF	\$1,456.80	\$0.00	\$1,456.80	2.2481	39.81%
Sewer	69	CCF	\$141.35	\$0.00	\$141.35	2.0486	3.86%
Total Cost:			\$3,659.51	\$0.00	\$3,659.51		

For DOWELL ELEMENTARY



Filters: Cost Center Name Not Equal To DoNotReport; Billing Period Equal To 201207All Meter CodesAll Group Names

elpaso

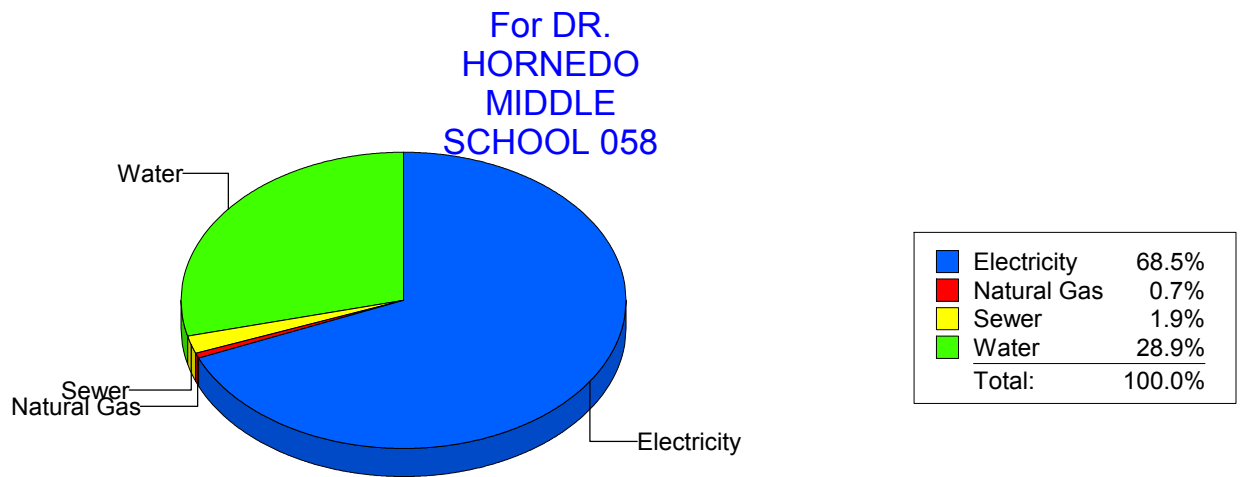
Energy CAP

Cost Avoidance Program

Cost Summary Graph

Grouped by Energy Type

Energy Type	Use	Units	Meter Cost	Special Charges	Total Cost	Avg Unit Cost	% of Total Cost
Site: DRHORNEDOMIDDLESCHOOL - DR. HORNEDO MIDDLE SCHOOL 058							
Electricity	71,200	KWH	\$11,513.08	\$0.00	\$11,513.08	0.1617	68.49%
Natural Gas	188	CCF	\$120.25	\$0.00	\$120.25	0.6396	0.72%
Water	1,375	CCF	\$4,852.45	\$0.00	\$4,852.45	3.5291	28.87%
Sewer	81	CCF	\$324.42	\$0.00	\$324.42	4.0052	1.93%
Total Cost:			\$16,810.20	\$0.00	\$16,810.20		



Filters: Cost Center Name Not Equal To DoNotReport; Billing Period Equal To 201207All Meter CodesAll Group Names

el Paso

Energy CAP

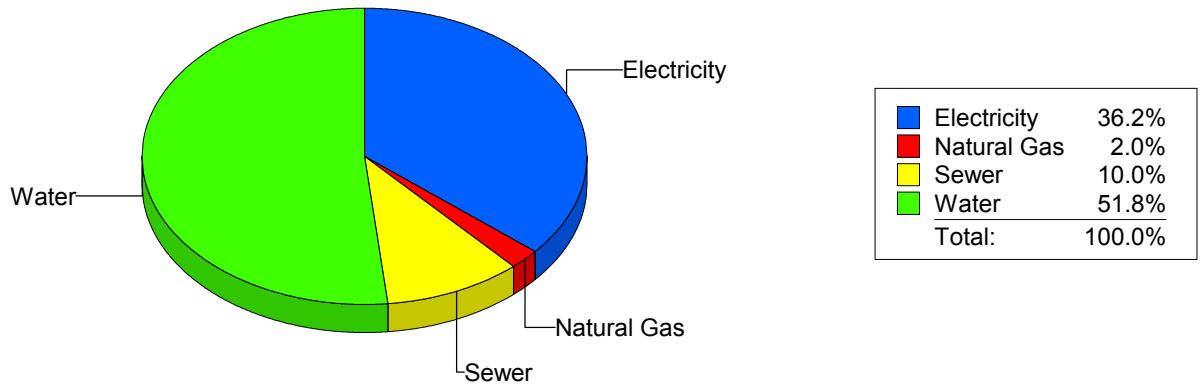
Cost Avoidance Program

Cost Summary Graph

Grouped by Energy Type

Energy Type	Use	Units	Meter Cost	Special Charges	Total Cost	Avg Unit Cost	% of Total Cost
Site: DR. L.A. NIXON ELEME - DR. L.A. NIXON ELEME							
Electricity	15,740	KWH	\$2,011.04	\$0.00	\$2,011.04	0.1278	36.19%
Natural Gas	99	CCF	\$112.48	\$0.00	\$112.48	1.1362	2.02%
Water	867	CCF	\$2,876.06	\$0.00	\$2,876.06	3.3173	51.76%
Sewer	229	CCF	\$556.80	\$0.00	\$556.80	2.4314	10.02%
Total Cost:			\$5,556.38	\$0.00	\$5,556.38		

For DR. L.A. NIXON ELEME



Filters: Cost Center Name Not Equal To DoNotReport; Billing Period Equal To 201207All Meter CodesAll Group Names

elpaso

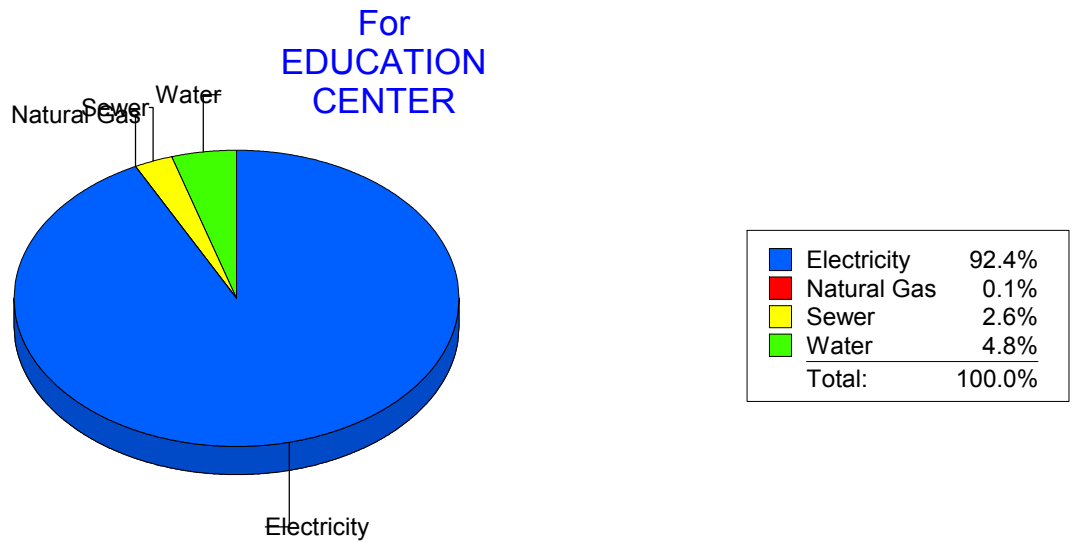
Energy CAP

Cost Avoidance Program

Cost Summary Graph

Grouped by Energy Type

Energy Type	Use	Units	Meter Cost	Special Charges	Total Cost	Avg Unit Cost	% of Total Cost
Site: EDUCATION CENTER - EDUCATION CENTER							
Electricity	299,539	KWH	\$33,060.57	\$0.00	\$33,060.57	0.1104	92.42%
Natural Gas	18	CCF	\$44.02	\$0.00	\$44.02	2.4456	0.12%
Water	737	CCF	\$1,724.26	\$0.00	\$1,724.26	2.3396	4.82%
Sewer	426	CCF	\$943.09	\$0.00	\$943.09	2.2138	2.64%
Total Cost:			\$35,771.94	\$0.00	\$35,771.94		



Filters: Cost Center Name Not Equal To DoNotReport; Billing Period Equal To 201207All Meter CodesAll Group Names

elpaso

Energy CAP

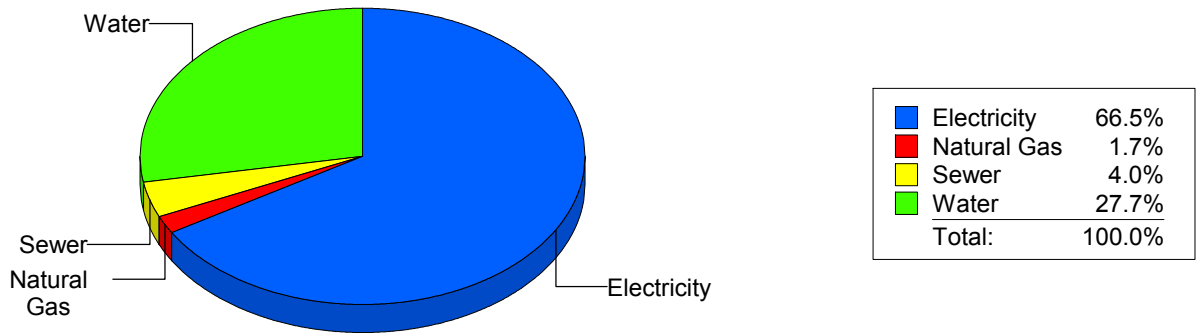
Cost Avoidance Program

Cost Summary Graph

Grouped by Energy Type

Energy Type	Use	Units	Meter Cost	Special Charges	Total Cost	Avg Unit Cost	% of Total Cost
Site: EL PASO HIGH SCHOOL - EL PASO HIGH SCHOOL							
Electricity	117,584	KWH	\$15,552.88	\$0.00	\$15,552.88	0.1323	66.53%
Natural Gas	451	CCF	\$408.64	\$0.00	\$408.64	0.9061	1.75%
Water	2,049	CCF	\$6,475.55	\$0.00	\$6,475.55	3.1603	27.70%
Sewer	395	CCF	\$941.61	\$0.00	\$941.61	2.3838	4.03%
Total Cost:			\$23,378.68	\$0.00	\$23,378.68		

For EL PASO HIGH SCHOOL



Filters: Cost Center Name Not Equal To DoNotReport; Billing Period Equal To 201207All Meter CodesAll Group Names

elpaso

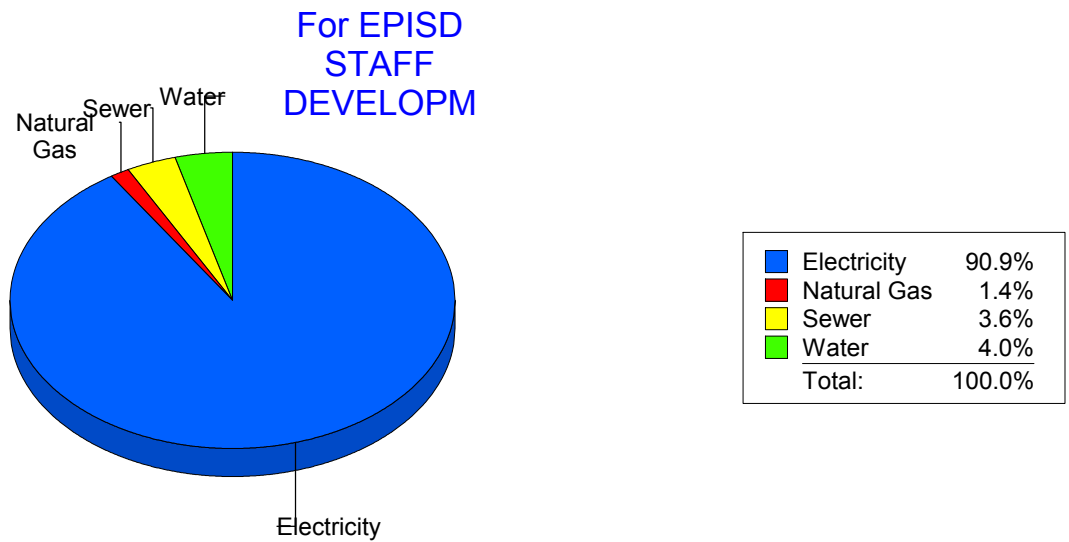
Energy CAP

Cost Avoidance Program

Cost Summary Graph

Grouped by Energy Type

Energy Type	Use	Units	Meter Cost	Special Charges	Total Cost	Avg Unit Cost	% of Total Cost
Site: EPISD STAFF DEVELOPM - EPISD STAFF DEVELOPM							
Electricity	19,880	KWH	\$2,661.14	\$0.00	\$2,661.14	0.1339	90.90%
Natural Gas	13	CCF	\$42.06	\$0.00	\$42.06	3.2354	1.44%
Water	35	CCF	\$118.21	\$0.00	\$118.21	3.3774	4.04%
Sewer	42	CCF	\$105.98	\$0.00	\$105.98	2.5233	3.62%
Total Cost:			\$2,927.39	\$0.00	\$2,927.39		



Filters: Cost Center Name Not Equal To DoNotReport; Billing Period Equal To 201207All Meter CodesAll Group Names

elpaso

Energy CAP

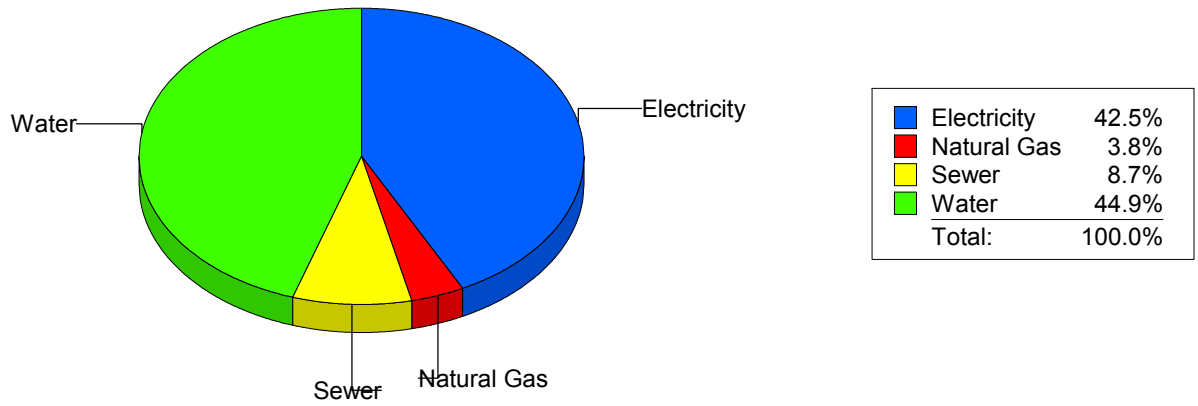
Cost Avoidance Program

Cost Summary Graph

Grouped by Energy Type

Energy Type	Use	Units	Meter Cost	Special Charges	Total Cost	Avg Unit Cost	% of Total Cost
Site: FANNIN ELEMENTARY - FANNIN ELEMENTARY							
Electricity	11,451	KWH	\$1,691.19	\$0.00	\$1,691.19	0.1477	42.51%
Natural Gas	106	CCF	\$152.20	\$0.00	\$152.20	1.4358	3.83%
Water	769	CCF	\$1,787.18	\$0.00	\$1,787.18	2.3240	44.93%
Sewer	108	CCF	\$347.33	\$0.00	\$347.33	3.2160	8.73%
Total Cost:			\$3,977.90	\$0.00	\$3,977.90		

For FANNIN ELEMENTARY



Filters: Cost Center Name Not Equal To DoNotReport; Billing Period Equal To 201207All Meter CodesAll Group Names

elpaso

Energy CAP

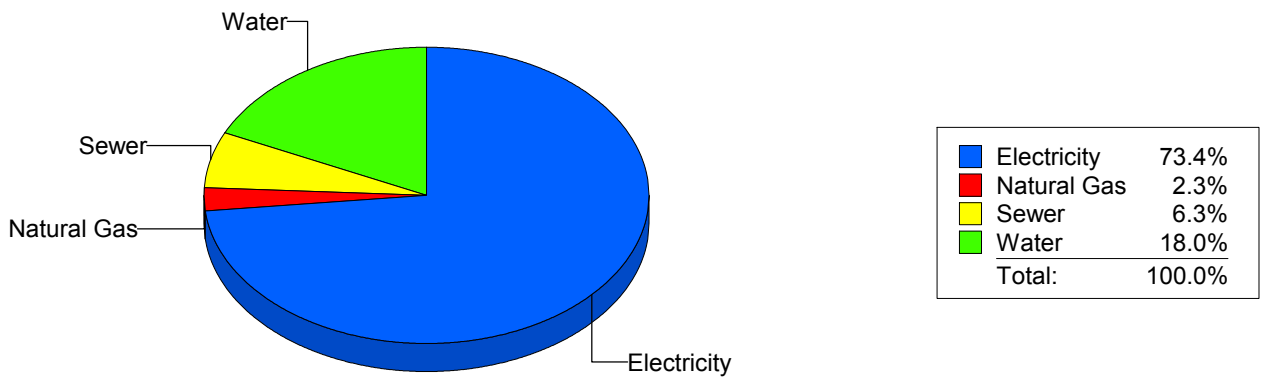
Cost Avoidance Program

Cost Summary Graph

Grouped by Energy Type

Energy Type	Use	Units	Meter Cost	Special Charges	Total Cost	Avg Unit Cost	% of Total Cost
Site: FINE ARTS/MULTIMEDIA - FINE ARTS/MULTIMEDIA							
Electricity	11,391	KWH	\$1,408.20	\$0.00	\$1,408.20	0.1236	73.44%
Natural Gas	18	CCF	\$44.02	\$0.00	\$44.02	2.4456	2.30%
Water	121	CCF	\$344.81	\$0.00	\$344.81	2.8497	17.98%
Sewer	43	CCF	\$120.44	\$0.00	\$120.44	2.8009	6.28%
Total Cost:			\$1,917.47	\$0.00	\$1,917.47		

For FINE ARTS/MULTIMEDIA



Filters: Cost Center Name Not Equal To DoNotReport; Billing Period Equal To 201207All Meter CodesAll Group Names

elpaso

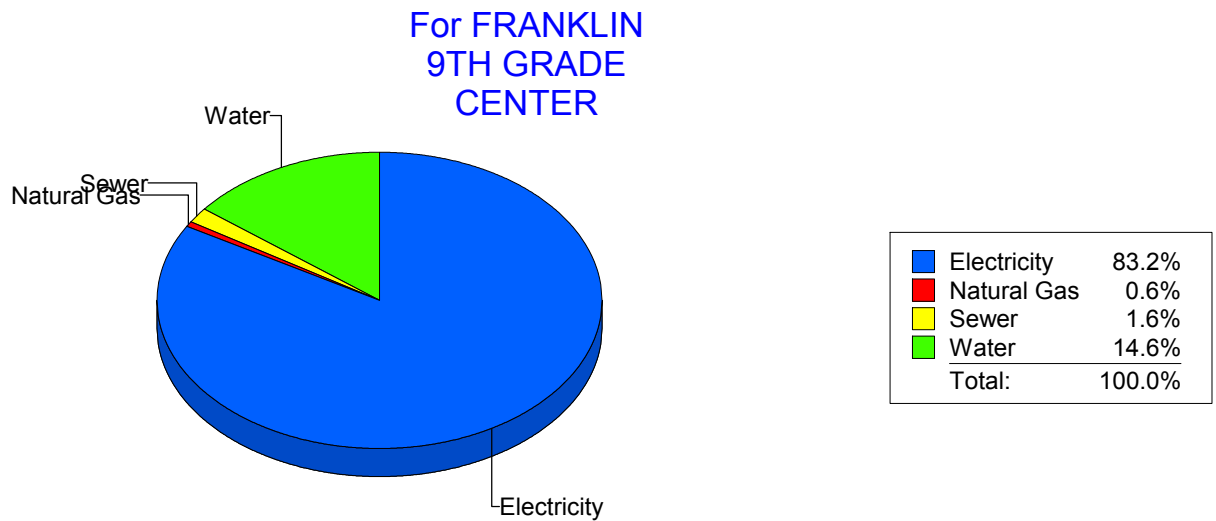
Energy CAP

Cost Avoidance Program

Cost Summary Graph

Grouped by Energy Type

Energy Type	Use	Units	Meter Cost	Special Charges	Total Cost	Avg Unit Cost	% of Total Cost
Site: FRANKLIN9THGRADECENTER - FRANKLIN 9TH GRADE CENTER							
Electricity	145,000	KWH	\$17,483.12	\$0.00	\$17,483.12	0.1206	83.23%
Natural Gas	211	CCF	\$131.85	\$0.00	\$131.85	0.6249	0.63%
Water	2,307	CCF	\$3,059.42	\$0.00	\$3,059.42	1.3261	14.56%
Sewer	87	CCF	\$332.28	\$0.00	\$332.28	3.8193	1.58%
Total Cost:			\$21,006.67	\$0.00	\$21,006.67		



Filters: Cost Center Name Not Equal To DoNotReport; Billing Period Equal To 201207All Meter CodesAll Group Names

elpaso

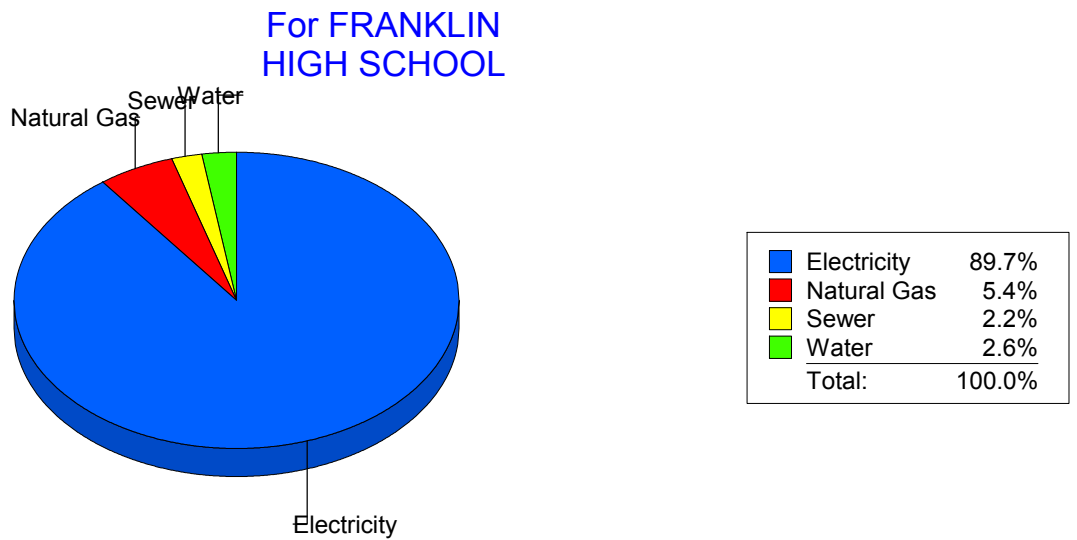
Energy CAP

Cost Avoidance Program

Cost Summary Graph

Grouped by Energy Type

Energy Type	Use	Units	Meter Cost	Special Charges	Total Cost	Avg Unit Cost	% of Total Cost
Site: FRANKLIN HIGH SCHOOL - FRANKLIN HIGH SCHOOL							
Electricity	266,231	KWH	\$25,990.98	\$0.00	\$25,990.98	0.0976	89.73%
Natural Gas	3,109	CCF	\$1,576.95	\$0.00	\$1,576.95	0.5072	5.44%
Water	353	CCF	\$762.71	\$0.00	\$762.71	2.1607	2.63%
Sewer	319	CCF	\$636.20	\$0.00	\$636.20	1.9944	2.20%
Total Cost:			\$28,966.84	\$0.00	\$28,966.84		



Filters: Cost Center Name Not Equal To DoNotReport; Billing Period Equal To 201207All Meter CodesAll Group Names

el Paso

Energy CAP

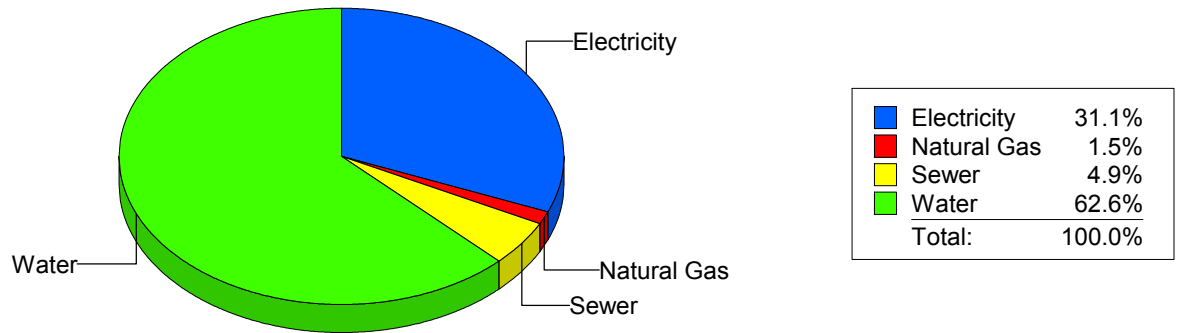
Cost Avoidance Program

Cost Summary Graph

Grouped by Energy Type

Energy Type	Use	Units	Meter Cost	Special Charges	Total Cost	Avg Unit Cost	% of Total Cost
Site: GREEN ELEMENTARY SCH - GREEN ELEMENTARY SCH							
Electricity	18,600	KWH	\$2,560.51	\$0.00	\$2,560.51	0.1377	31.08%
Natural Gas	116	CCF	\$120.94	\$0.00	\$120.94	1.0426	1.47%
Water	1,100	CCF	\$5,155.38	\$0.00	\$5,155.38	4.6867	62.59%
Sewer	90	CCF	\$400.32	\$0.00	\$400.32	4.4480	4.86%
Total Cost:			\$8,237.15	\$0.00	\$8,237.15		

For GREEN ELEMENTARY SCH



Filters: Cost Center Name Not Equal To DoNotReport; Billing Period Equal To 201207All Meter CodesAll Group Names

el Paso

Energy CAP

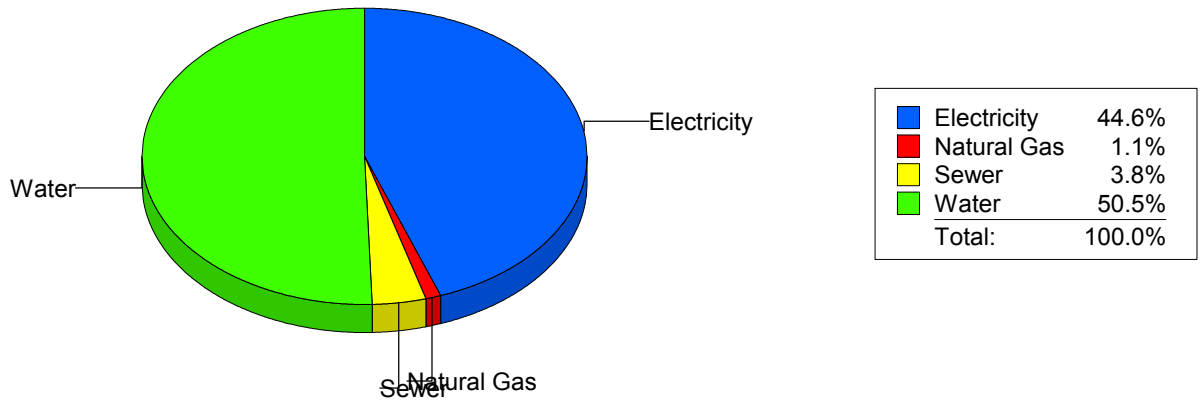
Cost Avoidance Program

Cost Summary Graph

Grouped by Energy Type

Energy Type	Use	Units	Meter Cost	Special Charges	Total Cost	Avg Unit Cost	% of Total Cost
Site: GUILLEN MIDDLE SCHOO - GUILLEN MIDDLE SCHOO							
Electricity	55,154	KWH	\$6,240.55	\$0.00	\$6,240.55	0.1131	44.55%
Natural Gas	186	CCF	\$156.26	\$0.00	\$156.26	0.8401	1.12%
Water	2,086	CCF	\$7,077.63	\$0.00	\$7,077.63	3.3929	50.53%
Sewer	249	CCF	\$532.04	\$0.00	\$532.04	2.1367	3.80%
Total Cost:			\$14,006.48	\$0.00	\$14,006.48		

For GUILLEN MIDDLE SCHOO



Filters: Cost Center Name Not Equal To DoNotReport; Billing Period Equal To 201207All Meter CodesAll Group Names

el paso

Energy CAP

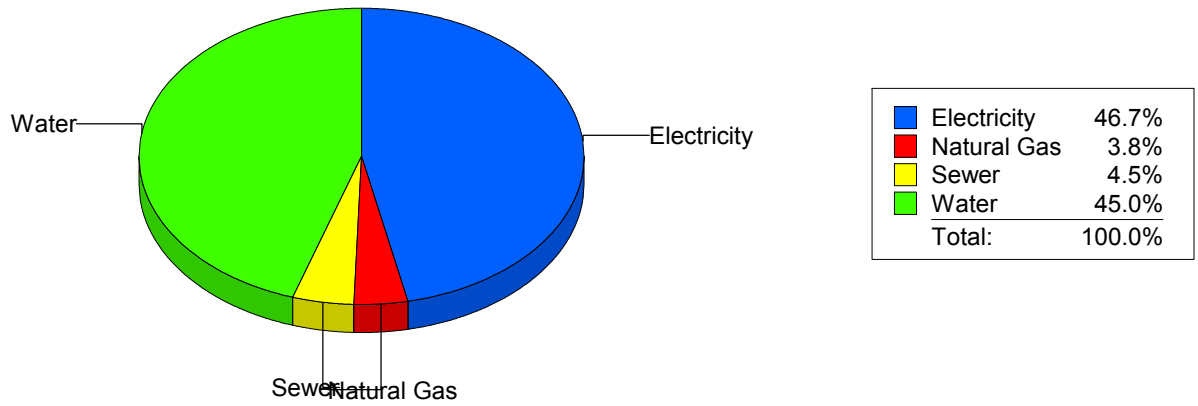
Cost Avoidance Program

Cost Summary Graph

Grouped by Energy Type

Energy Type	Use	Units	Meter Cost	Special Charges	Total Cost	Avg Unit Cost	% of Total Cost
Site: H.E. CHARLES MIDDLE - H.E. CHARLES MIDDLE							
Electricity	38,150	KWH	\$5,469.92	\$0.00	\$5,469.92	0.1434	46.72%
Natural Gas	774	CCF	\$447.40	\$0.00	\$447.40	0.5780	3.82%
Water	1,360	CCF	\$5,263.44	\$0.00	\$5,263.44	3.8702	44.96%
Sewer	236	CCF	\$527.47	\$0.00	\$527.47	2.2350	4.51%
Total Cost:			\$11,708.23	\$0.00	\$11,708.23		

For H.E.
CHARLES
MIDDLE



Filters: Cost Center Name Not Equal To DoNotReport; Billing Period Equal To 201207All Meter CodesAll Group Names

el paso

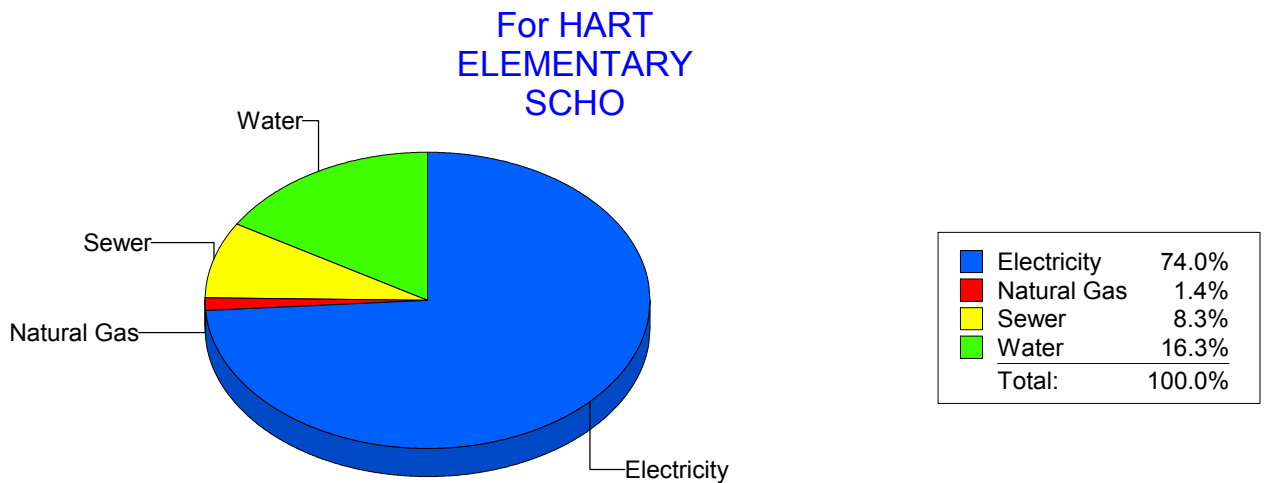
Energy CAP

Cost Avoidance Program

Cost Summary Graph

Grouped by Energy Type

Energy Type	Use	Units	Meter Cost	Special Charges	Total Cost	Avg Unit Cost	% of Total Cost
Site: HART ELEMENTARY SCHO - HART ELEMENTARY SCHO							
Electricity	20,489	KWH	\$3,086.03	\$0.00	\$3,086.03	0.1506	74.00%
Natural Gas	50	CCF	\$56.44	\$0.00	\$56.44	1.1288	1.35%
Water	294	CCF	\$680.53	\$0.00	\$680.53	2.3147	16.32%
Sewer	149	CCF	\$347.34	\$0.00	\$347.34	2.3311	8.33%
Total Cost:			\$4,170.34	\$0.00	\$4,170.34		



Filters: Cost Center Name Not Equal To DoNotReport; Billing Period Equal To 201207All Meter CodesAll Group Names

elpaso

Energy CAP

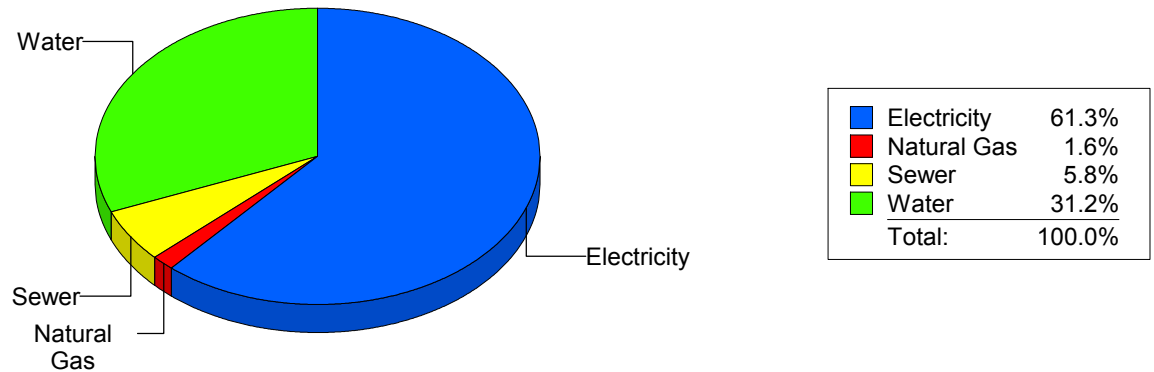
Cost Avoidance Program

Cost Summary Graph

Grouped by Energy Type

Energy Type	Use	Units	Meter Cost	Special Charges	Total Cost	Avg Unit Cost	% of Total Cost
Site: HAWKINS ELEMENTARY S - HAWKINS ELEMENTARY S							
Electricity	14,941	KWH	\$2,114.08	\$0.00	\$2,114.08	0.1415	61.35%
Natural Gas	47	CCF	\$55.27	\$0.00	\$55.27	1.1760	1.60%
Water	269	CCF	\$1,075.11	\$0.00	\$1,075.11	3.9967	31.20%
Sewer	56	CCF	\$201.58	\$0.00	\$201.58	3.5996	5.85%
Total Cost:			\$3,446.04	\$0.00	\$3,446.04		

For HAWKINS
ELEMENTARY
S



Filters: Cost Center Name Not Equal To DoNotReport; Billing Period Equal To 201207All Meter CodesAll Group Names

elpaso

Energy CAP

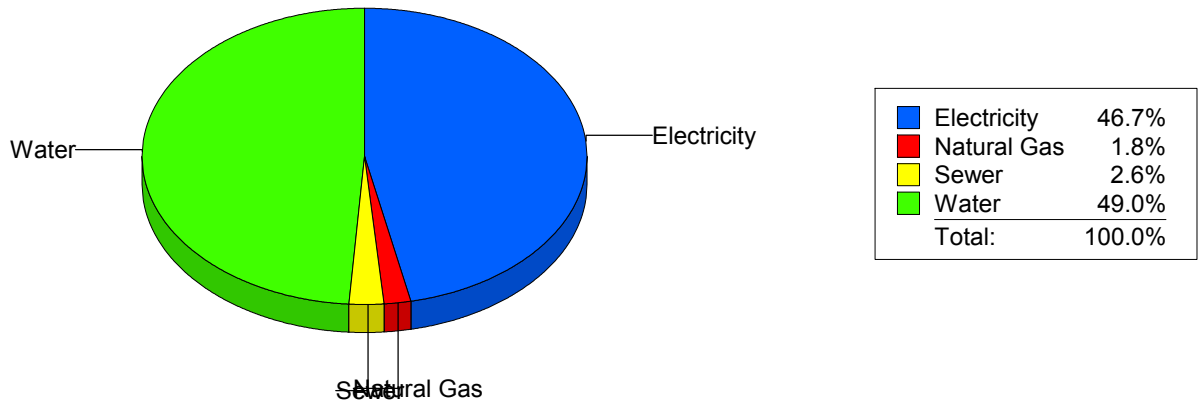
Cost Avoidance Program

Cost Summary Graph

Grouped by Energy Type

Energy Type	Use	Units	Meter Cost	Special Charges	Total Cost	Avg Unit Cost	% of Total Cost
Site: HENDERSON MIDDLE SCH - HENDERSON MIDDLE SCH							
Electricity	41,046	KWH	\$4,314.14	\$0.00	\$4,314.14	0.1051	46.71%
Natural Gas	273	CCF	\$163.15	\$0.00	\$163.15	0.5976	1.77%
Water	1,430	CCF	\$4,522.33	\$0.00	\$4,522.33	3.1625	48.97%
Sewer	131	CCF	\$235.72	\$0.00	\$235.72	1.7994	2.55%
Total Cost:			\$9,235.34	\$0.00	\$9,235.34		

For
HENDERSON
MIDDLE SCH



Filters: Cost Center Name Not Equal To DoNotReport; Billing Period Equal To 201207All Meter CodesAll Group Names

elpaso

Energy CAP

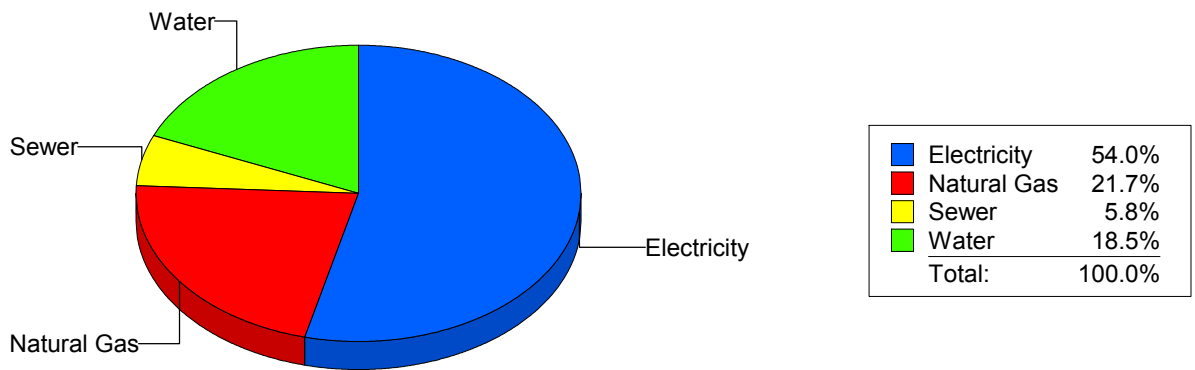
Cost Avoidance Program

Cost Summary Graph

Grouped by Energy Type

Energy Type	Use	Units	Meter Cost	Special Charges	Total Cost	Avg Unit Cost	% of Total Cost
Site: HERCULES COTTAGES - HERCULES COTTAGES							
Electricity		1,526 KWH	\$464.92	\$0.00	\$464.92	0.3047	54.02%
Natural Gas		5 CCF	\$187.04	\$0.00	\$187.04	37.4080	21.73%
Water		43 CCF	\$159.10	\$0.00	\$159.10	3.7000	18.49%
Sewer		14 CCF	\$49.57	\$0.00	\$49.57	3.5407	5.76%
Total Cost:			\$860.63	\$0.00	\$860.63		

For HERCULES COTTAGES



Filters: Cost Center Name Not Equal To DoNotReport; Billing Period Equal To 201207All Meter CodesAll Group Names

elpaso

Energy CAP

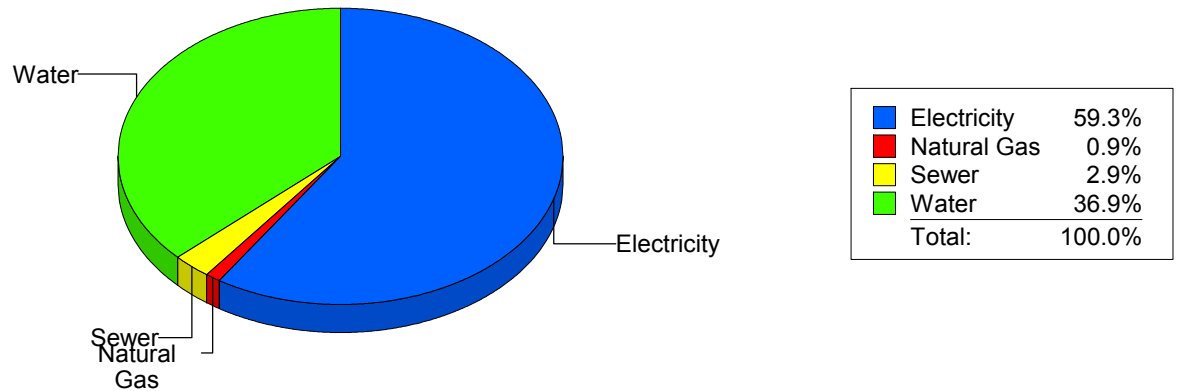
Cost Avoidance Program

Cost Summary Graph

Grouped by Energy Type

Energy Type	Use	Units	Meter Cost	Special Charges	Total Cost	Avg Unit Cost	% of Total Cost
Site: HERRERA - HERRERA ELEMENTARY							
Electricity	35,000	KWH	\$6,300.02	\$0.00	\$6,300.02	0.1800	59.30%
Natural Gas	145	CCF	\$98.54	\$0.00	\$98.54	0.6796	0.93%
Water	1,053	CCF	\$3,922.43	\$0.00	\$3,922.43	3.7250	36.92%
Sewer	65	CCF	\$303.46	\$0.00	\$303.46	4.6686	2.86%
Total Cost:			\$10,624.45	\$0.00	\$10,624.45		

For HERRERA ELEMENTARY



Filters: Cost Center Name Not Equal To DoNotReport; Billing Period Equal To 201207All Meter CodesAll Group Names

el paso

Energy CAP

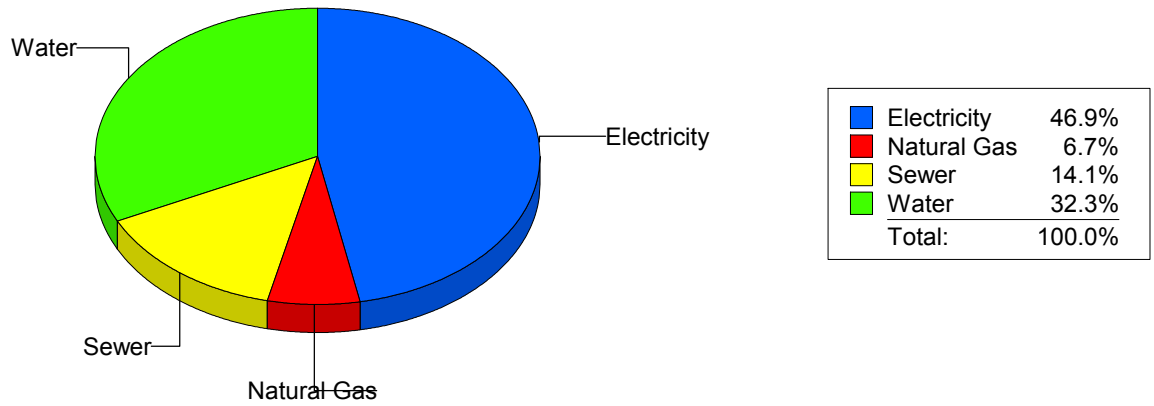
Cost Avoidance Program

Cost Summary Graph

Grouped by Energy Type

Energy Type	Use	Units	Meter Cost	Special Charges	Total Cost	Avg Unit Cost	% of Total Cost
Site: HILLSIDE ELEMENTARY - HILLSIDE ELEMENTARY							
Electricity	11,176	KWH	\$1,198.15	\$0.00	\$1,198.15	0.1072	46.90%
Natural Gas	60	CCF	\$171.38	\$0.00	\$171.38	2.8563	6.71%
Water	293	CCF	\$826.02	\$0.00	\$826.02	2.8192	32.33%
Sewer	117	CCF	\$359.12	\$0.00	\$359.12	3.0694	14.06%
Total Cost:			\$2,554.67	\$0.00	\$2,554.67		

For HILLSIDE ELEMENTARY



Filters: Cost Center Name Not Equal To DoNotReport; Billing Period Equal To 201207All Meter CodesAll Group Names

elpaso

Energy CAP

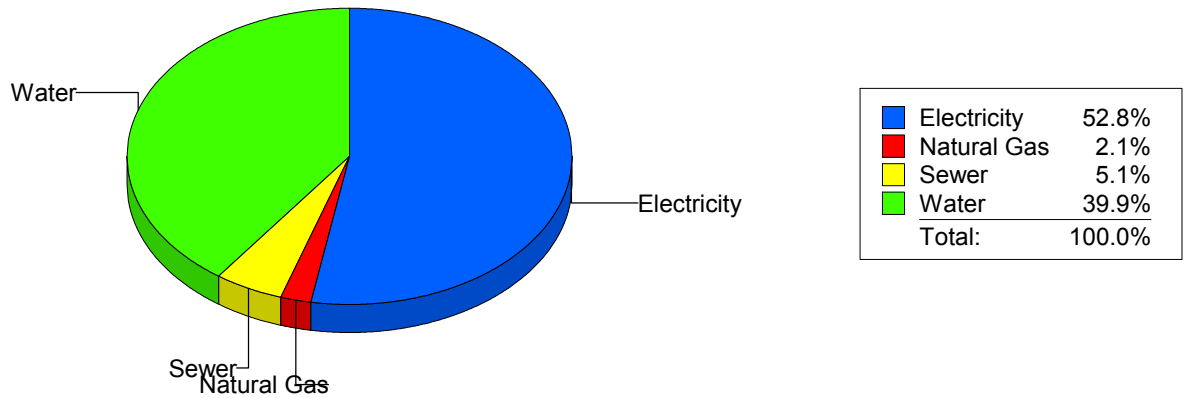
Cost Avoidance Program

Cost Summary Graph

Grouped by Energy Type

Energy Type	Use	Units	Meter Cost	Special Charges	Total Cost	Avg Unit Cost	% of Total Cost
Site: HOUSTON INTERMEDIATE - HOUSTON INTERMEDIATE							
Electricity	27,294	KWH	\$3,226.61	\$0.00	\$3,226.61	0.1182	52.84%
Natural Gas	49	CCF	\$130.07	\$0.00	\$130.07	2.6545	2.13%
Water	559	CCF	\$2,439.22	\$0.00	\$2,439.22	4.3635	39.94%
Sewer	72	CCF	\$310.58	\$0.00	\$310.58	4.3136	5.09%
Total Cost:			\$6,106.48	\$0.00	\$6,106.48		

For HOUSTON INTERMEDIATE



Filters: Cost Center Name Not Equal To DoNotReport; Billing Period Equal To 201207All Meter CodesAll Group Names

elpaso

Energy CAP

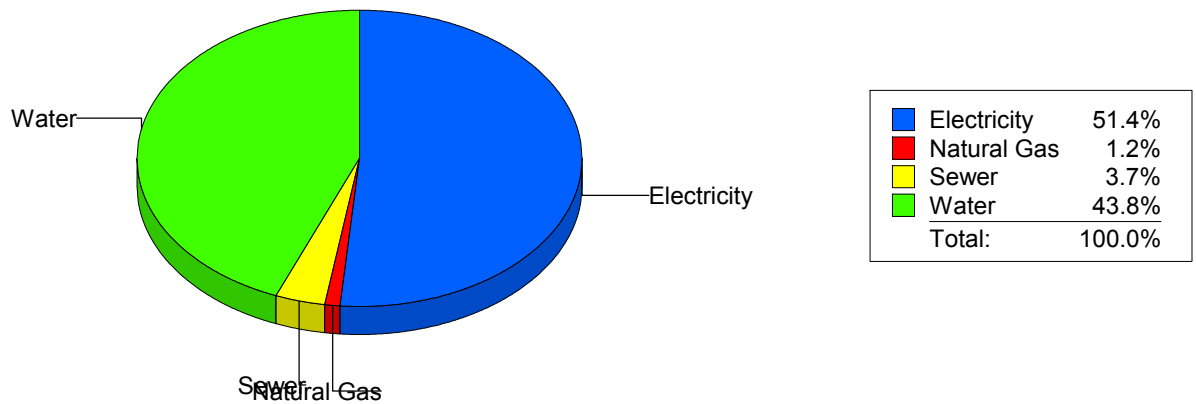
Cost Avoidance Program

Cost Summary Graph

Grouped by Energy Type

Energy Type	Use	Units	Meter Cost	Special Charges	Total Cost	Avg Unit Cost	% of Total Cost
Site: MOYE - HR MOYE							
Electricity	31,920	KWH	\$4,770.39	\$0.00	\$4,770.39	0.1494	51.36%
Natural Gas	167	CCF	\$109.66	\$0.00	\$109.66	0.6566	1.18%
Water	759	CCF	\$4,064.69	\$0.00	\$4,064.69	5.3553	43.76%
Sewer	96	CCF	\$344.07	\$0.00	\$344.07	3.5841	3.70%
Total Cost:			\$9,288.81	\$0.00	\$9,288.81		

For HR MOYE



Filters: Cost Center Name Not Equal To DoNotReport; Billing Period Equal To 201207All Meter CodesAll Group Names

elpaso

Energy CAP

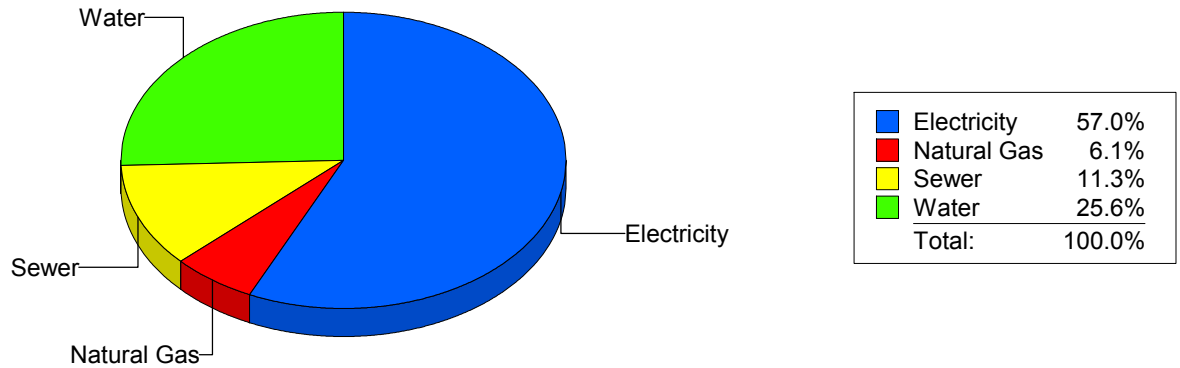
Cost Avoidance Program

Cost Summary Graph

Grouped by Energy Type

Energy Type	Use	Units	Meter Cost	Special Charges	Total Cost	Avg Unit Cost	% of Total Cost
Site: HUGHEY ELEMENTARY SC - HUGHEY ELEMENTARY SC							
Electricity	8,216	KWH	\$1,102.31	\$0.00	\$1,102.31	0.1342	56.99%
Natural Gas	111	CCF	\$118.41	\$0.00	\$118.41	1.0668	6.12%
Water	154	CCF	\$494.87	\$0.00	\$494.87	3.2134	25.59%
Sewer	69	CCF	\$218.61	\$0.00	\$218.61	3.1683	11.30%
Total Cost:			\$1,934.20	\$0.00	\$1,934.20		

For HUGHEY ELEMENTARY SC



Filters: Cost Center Name Not Equal To DoNotReport; Billing Period Equal To 201207All Meter CodesAll Group Names

elpaso

Energy CAP

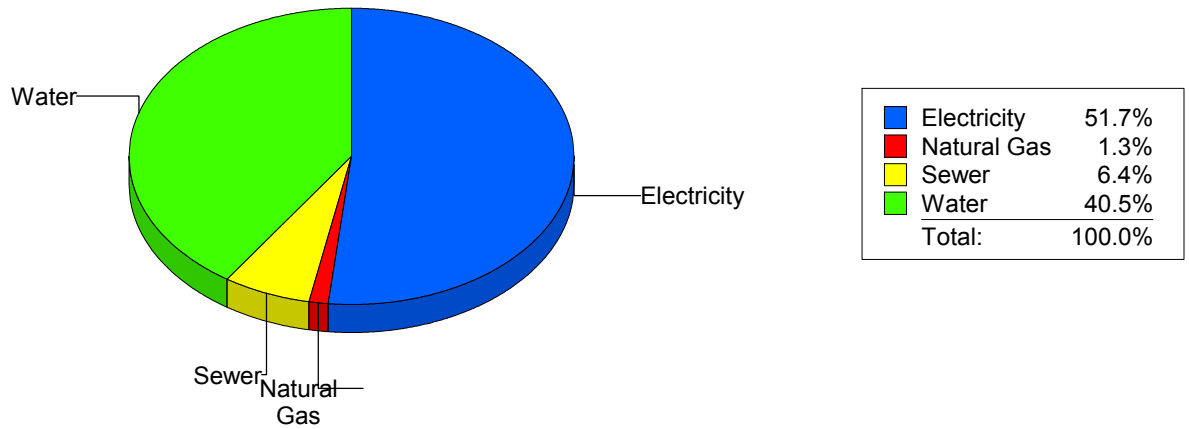
Cost Avoidance Program

Cost Summary Graph

Grouped by Energy Type

Energy Type	Use	Units	Meter Cost	Special Charges	Total Cost	Avg Unit Cost	% of Total Cost
Site: IRVIN HIGH SCHOOL - IRVIN HIGH SCHOOL							
Electricity	74,411	KWH	\$9,153.69	\$0.00	\$9,153.69	0.1230	51.74%
Natural Gas	335	CCF	\$231.46	\$0.00	\$231.46	0.6909	1.31%
Water	2,548	CCF	\$7,168.04	\$0.00	\$7,168.04	2.8132	40.52%
Sewer	760	CCF	\$1,137.34	\$0.00	\$1,137.34	1.4965	6.43%
Total Cost:			\$17,690.53	\$0.00	\$17,690.53		

For IRVIN HIGH SCHOOL



Filters: Cost Center Name Not Equal To DoNotReport; Billing Period Equal To 201207All Meter CodesAll Group Names

el Paso

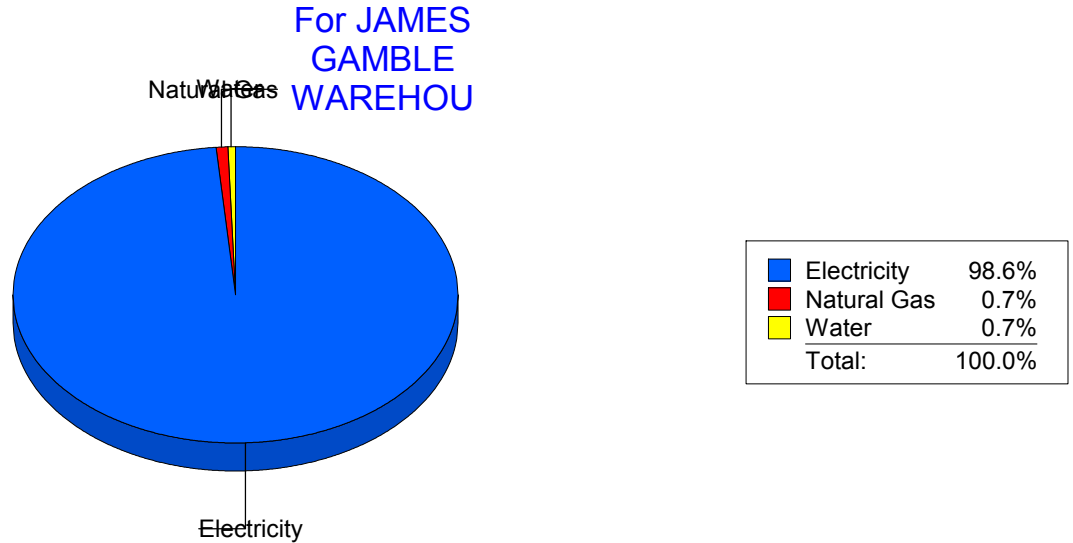
Energy CAP

Cost Avoidance Program

Cost Summary Graph

Grouped by Energy Type

Energy Type	Use	Units	Meter Cost	Special Charges	Total Cost	Avg Unit Cost	% of Total Cost
Site: JAMES GAMBLE WAREHOU - JAMES GAMBLE WAREHOU							
Electricity	44,400	KWH	\$5,520.67	\$0.00	\$5,520.67	0.1243	98.61%
Natural Gas	8	CCF	\$40.19	\$0.00	\$40.19	5.0238	0.72%
Water	0	CCF	\$37.45	\$0.00	\$37.45	0.0000	0.67%
Total Cost:			\$5,598.31	\$0.00	\$5,598.31		



Filters: Cost Center Name Not Equal To DoNotReport; Billing Period Equal To 201207All Meter CodesAll Group Names

elpaso

Energy CAP

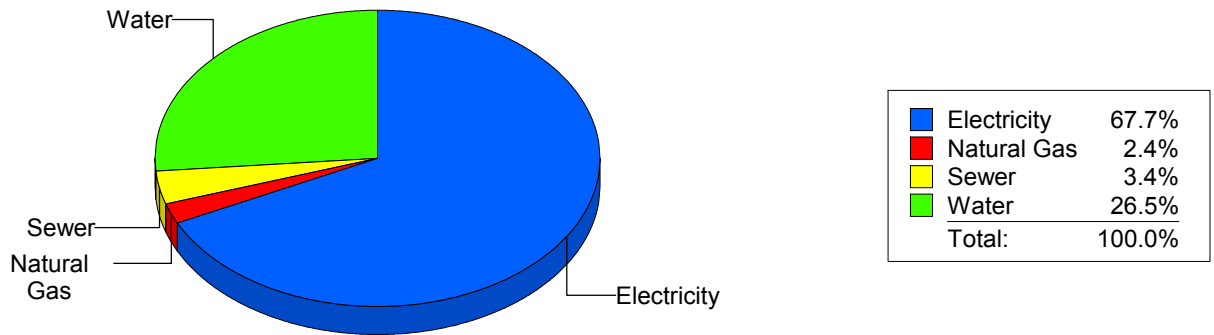
Cost Avoidance Program

Cost Summary Graph

Grouped by Energy Type

Energy Type	Use	Units	Meter Cost	Special Charges	Total Cost	Avg Unit Cost	% of Total Cost
Site: JEFFERSON HIGH SCHOOL - JEFFERSON HIGH SCHOOL							
Electricity	96,419	KWH	\$12,709.83	\$0.00	\$12,709.83	0.1318	67.72%
Natural Gas	357	CCF	\$448.50	\$0.00	\$448.50	1.2563	2.39%
Water	1,619	CCF	\$4,972.96	\$0.00	\$4,972.96	3.0716	26.50%
Sewer	215	CCF	\$636.55	\$0.00	\$636.55	2.9607	3.39%
Total Cost:			\$18,767.84	\$0.00	\$18,767.84		

For
JEFFERSON
HIGH SCHOOL



Filters: Cost Center Name Not Equal To DoNotReport; Billing Period Equal To 201207All Meter CodesAll Group Names

elpaso

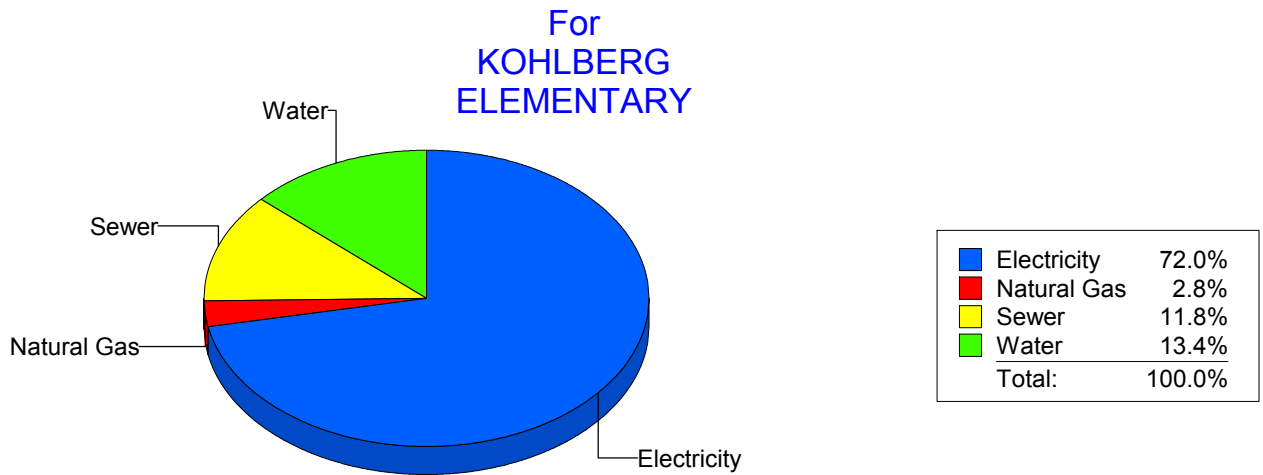
Energy CAP

Cost Avoidance Program

Cost Summary Graph

Grouped by Energy Type

Energy Type	Use	Units	Meter Cost	Special Charges	Total Cost	Avg Unit Cost	% of Total Cost
Site: KOHLBERG ELEMENTARY - KOHLBERG ELEMENTARY							
Electricity	20,140	KWH	\$2,153.02	\$0.00	\$2,153.02	0.1069	72.05%
Natural Gas	23	CCF	\$82.96	\$0.00	\$82.96	3.6070	2.78%
Water	125	CCF	\$399.88	\$0.00	\$399.88	3.1990	13.38%
Sewer	128	CCF	\$352.52	\$0.00	\$352.52	2.7541	11.80%
Total Cost:			\$2,988.38	\$0.00	\$2,988.38		



Filters: Cost Center Name Not Equal To DoNotReport; Billing Period Equal To 201207All Meter CodesAll Group Names

elpaso

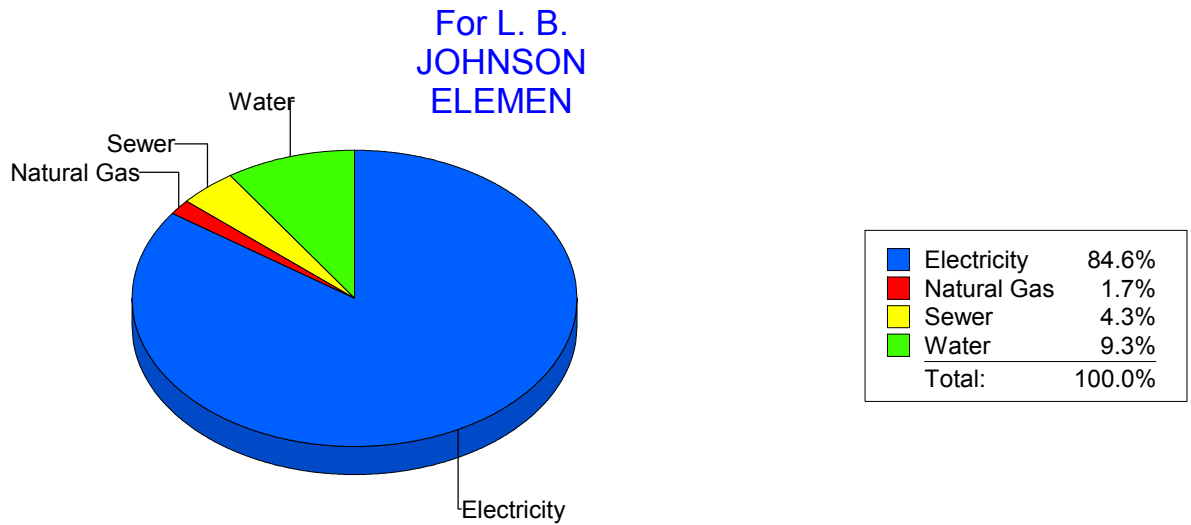
Energy CAP

Cost Avoidance Program

Cost Summary Graph

Grouped by Energy Type

Energy Type	Use	Units	Meter Cost	Special Charges	Total Cost	Avg Unit Cost	% of Total Cost
Site: L. B. JOHNSON ELEMEN - L. B. JOHNSON ELEMEN							
Electricity	35,200	KWH	\$4,834.65	\$0.00	\$4,834.65	0.1373	84.64%
Natural Gas	57	CCF	\$96.17	\$0.00	\$96.17	1.6872	1.68%
Water	419	CCF	\$533.30	\$0.00	\$533.30	1.2728	9.34%
Sewer	81	CCF	\$247.85	\$0.00	\$247.85	3.0599	4.34%
Total Cost:			\$5,711.97	\$0.00	\$5,711.97		



Filters: Cost Center Name Not Equal To DoNotReport; Billing Period Equal To 201207All Meter CodesAll Group Names

elpaso

Energy CAP

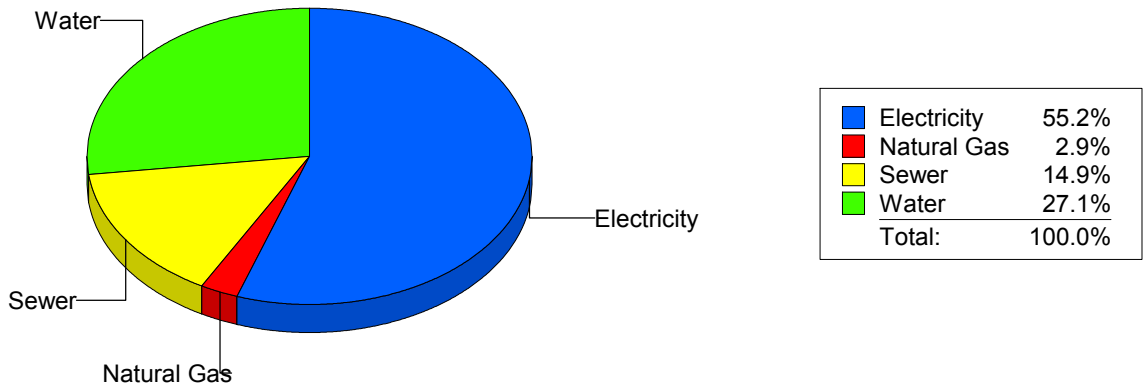
Cost Avoidance Program

Cost Summary Graph

Grouped by Energy Type

Energy Type	Use	Units	Meter Cost	Special Charges	Total Cost	Avg Unit Cost	% of Total Cost
Site: LAMAR ELEMENTARY SCH - LAMAR ELEMENTARY SCH							
Electricity	15,000	KWH	\$2,698.84	\$0.00	\$2,698.84	0.1799	55.18%
Natural Gas	74	CCF	\$139.80	\$0.00	\$139.80	1.8892	2.86%
Water	522	CCF	\$1,323.28	\$0.00	\$1,323.28	2.5350	27.06%
Sewer	291	CCF	\$728.80	\$0.00	\$728.80	2.5045	14.90%
Total Cost:			\$4,890.72	\$0.00	\$4,890.72		

For LAMAR
ELEMENTARY
SCH



Filters: Cost Center Name Not Equal To DoNotReport; Billing Period Equal To 201207All Meter CodesAll Group Names

el Paso

Energy CAP

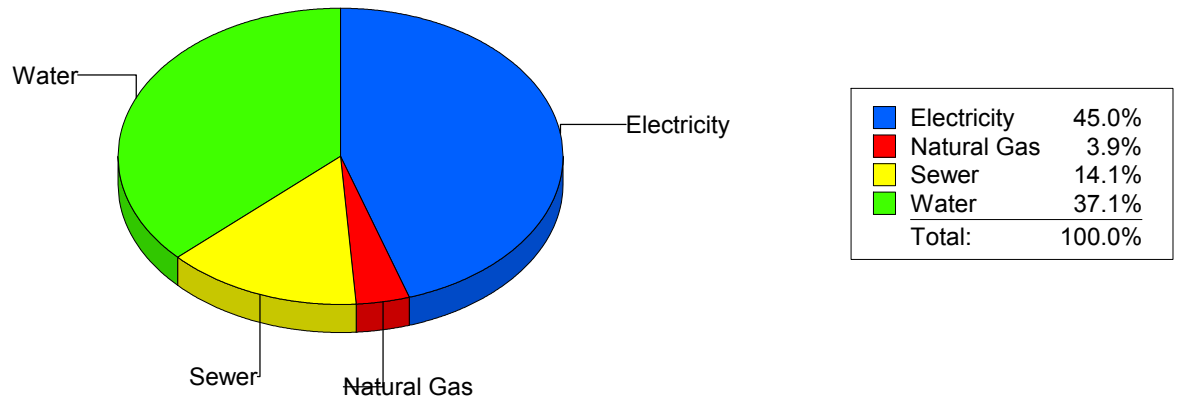
Cost Avoidance Program

Cost Summary Graph

Grouped by Energy Type

Energy Type	Use	Units	Meter Cost	Special Charges	Total Cost	Avg Unit Cost	% of Total Cost
Site: LEE ELEMENTARY - LEE ELEMENTARY							
Electricity	12,330	KWH	\$1,345.09	\$0.00	\$1,345.09	0.1091	45.02%
Natural Gas	11	CCF	\$115.32	\$0.00	\$115.32	10.4836	3.86%
Water	345	CCF	\$1,107.19	\$0.00	\$1,107.19	3.2092	37.06%
Sewer	89	CCF	\$419.83	\$0.00	\$419.83	4.7172	14.05%
Total Cost:			\$2,987.43	\$0.00	\$2,987.43		

For LEE ELEMENTARY



Filters: Cost Center Name Not Equal To DoNotReport; Billing Period Equal To 201207All Meter CodesAll Group Names

elpaso

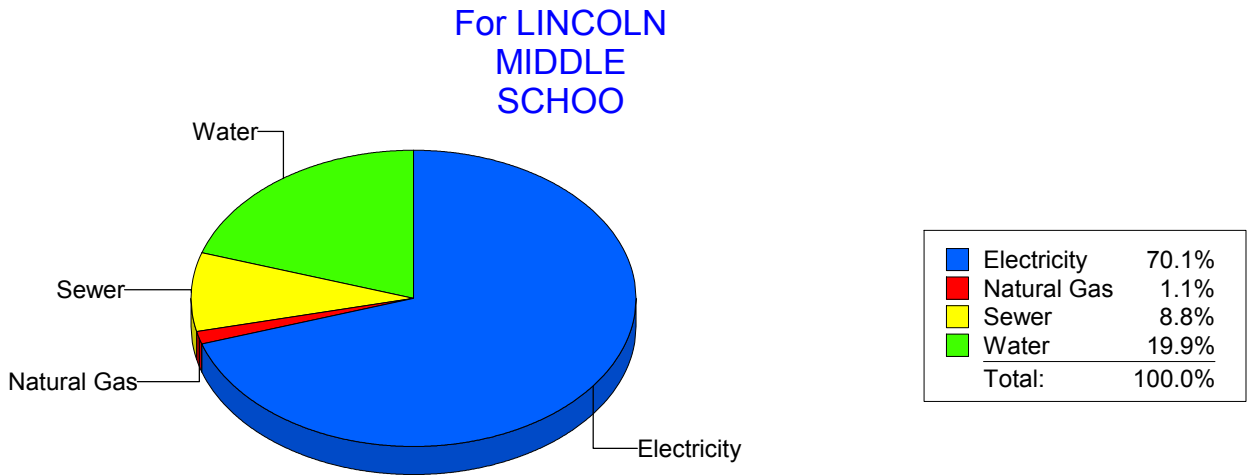
Energy CAP

Cost Avoidance Program

Cost Summary Graph

Grouped by Energy Type

Energy Type	Use	Units	Meter Cost	Special Charges	Total Cost	Avg Unit Cost	% of Total Cost
Site: LINCOLN MIDDLE SCHOO - LINCOLN MIDDLE SCHOO							
Electricity	87,250	KWH	\$11,125.46	\$0.00	\$11,125.46	0.1275	70.12%
Natural Gas	305	CCF	\$179.29	\$0.00	\$179.29	0.5878	1.13%
Water	1,787	CCF	\$3,159.40	\$0.00	\$3,159.40	1.7680	19.91%
Sewer	962	CCF	\$1,401.96	\$0.00	\$1,401.96	1.4573	8.84%
Total Cost:			\$15,866.11	\$0.00	\$15,866.11		



Filters: Cost Center Name Not Equal To DoNotReport; Billing Period Equal To 201207All Meter CodesAll Group Names

el paso

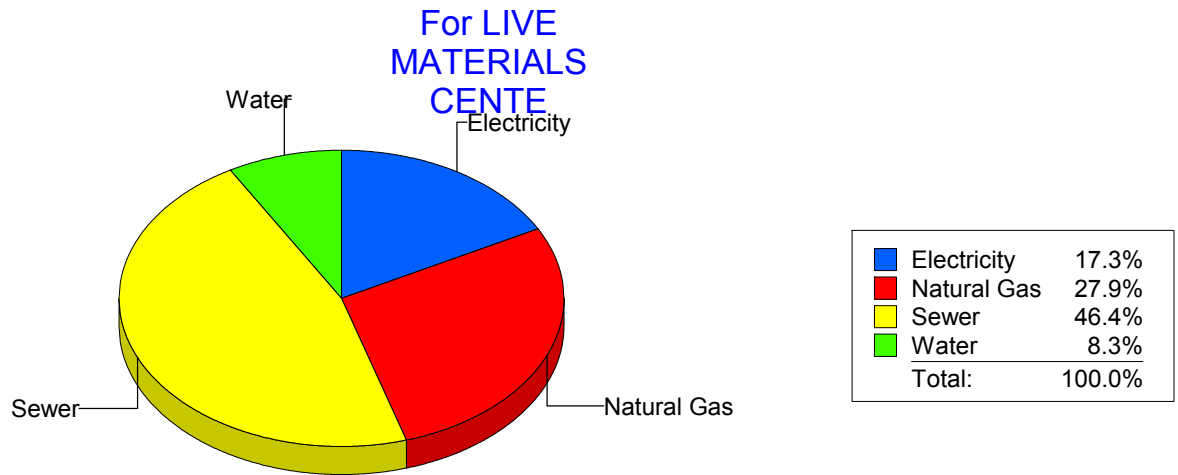
Energy CAP

Cost Avoidance Program

Cost Summary Graph

Grouped by Energy Type

Energy Type	Use	Units	Meter Cost	Special Charges	Total Cost	Avg Unit Cost	% of Total Cost
Site: LIVE MATERIALS CENTE - LIVE MATERIALS CENTE							
Electricity		105 KWH	\$45.96	\$0.00	\$45.96	0.4377	17.34%
Natural Gas		0 CCF	\$74.04	\$0.00	\$74.04	0.0000	27.94%
Water		0 CCF	\$22.04	\$0.00	\$22.04	0.0000	8.32%
Sewer		78 CCF	\$123.00	\$0.00	\$123.00	1.5769	46.41%
Total Cost:			\$265.04	\$0.00	\$265.04		



Filters: Cost Center Name Not Equal To DoNotReport; Billing Period Equal To 201207All Meter CodesAll Group Names

elpaso

Energy CAP

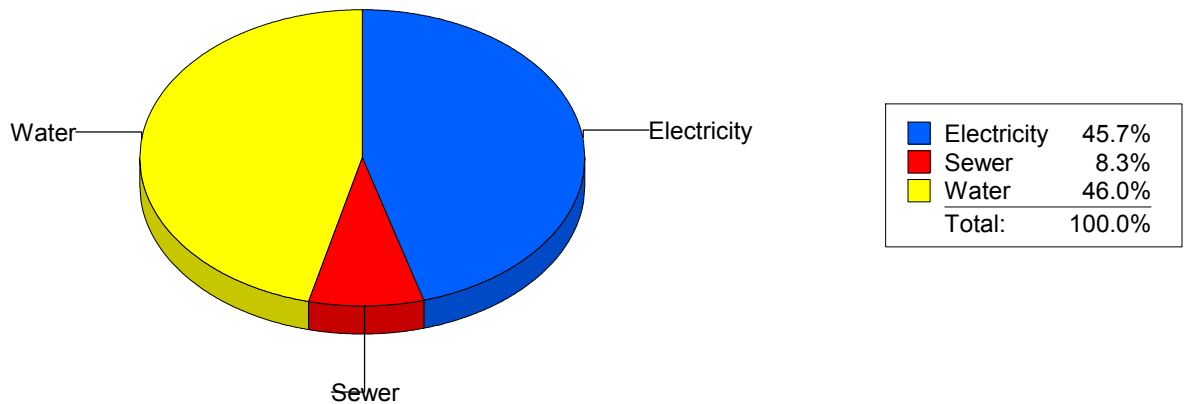
Cost Avoidance Program

Cost Summary Graph

Grouped by Energy Type

Energy Type	Use	Units	Meter Cost	Special Charges	Total Cost	Avg Unit Cost	% of Total Cost
Site: LOGAN ELEMENTARY - LOGAN ELEMENTARY							
Electricity		7,700 KWH	\$953.82	\$0.00	\$953.82	0.1239	45.68%
Water		305 CCF	\$960.05	\$0.00	\$960.05	3.1477	45.98%
Sewer		84 CCF	\$174.15	\$0.00	\$174.15	2.0732	8.34%
Total Cost:			\$2,088.02	\$0.00	\$2,088.02		

For LOGAN ELEMENTARY



Filters: Cost Center Name Not Equal To DoNotReport; Billing Period Equal To 201207All Meter CodesAll Group Names

elpaso

Energy CAP

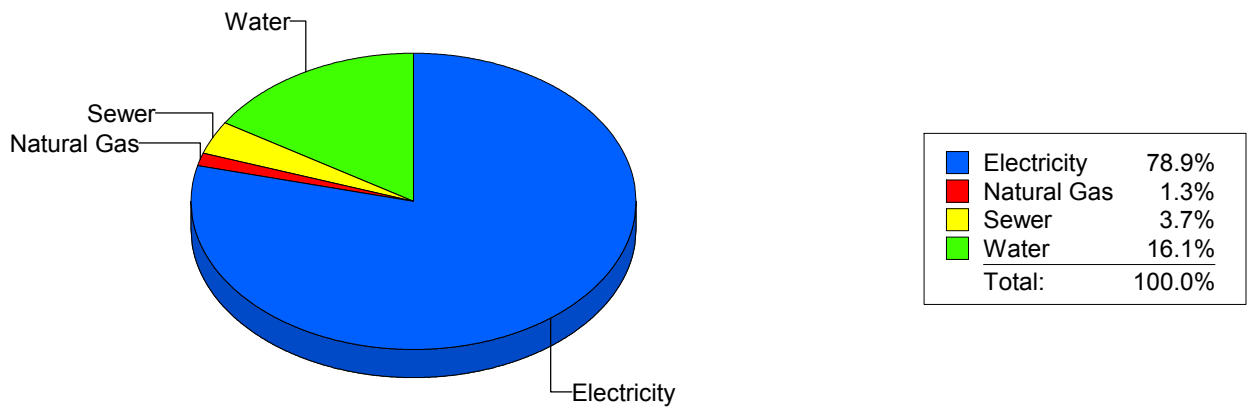
Cost Avoidance Program

Cost Summary Graph

Grouped by Energy Type

Energy Type	Use	Units	Meter Cost	Special Charges	Total Cost	Avg Unit Cost	% of Total Cost
Site: LUNDY - LUNDY							
Electricity	35,400	KWH	\$6,712.70	\$0.00	\$6,712.70	0.1896	78.92%
Natural Gas	93	CCF	\$110.14	\$0.00	\$110.14	1.1843	1.29%
Water	347	CCF	\$1,371.03	\$0.00	\$1,371.03	3.9511	16.12%
Sewer	71	CCF	\$311.32	\$0.00	\$311.32	4.3848	3.66%
Total Cost:			\$8,505.19	\$0.00	\$8,505.19		

For LUNDY



Filters: Cost Center Name Not Equal To DoNotReport; Billing Period Equal To 201207All Meter CodesAll Group Names

elpaso

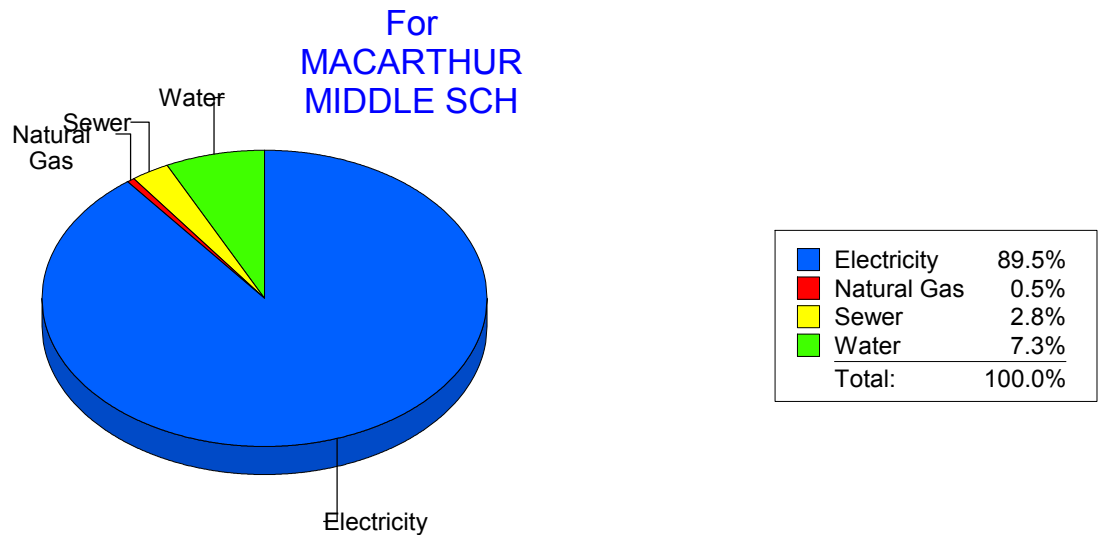
Energy CAP

Cost Avoidance Program

Cost Summary Graph

Grouped by Energy Type

Energy Type	Use	Units	Meter Cost	Special Charges	Total Cost	Avg Unit Cost	% of Total Cost
Site: MACARTHUR MIDDLE SCH - MACARTHUR MIDDLE SCH							
Electricity	61,280	KWH	\$9,324.70	\$0.00	\$9,324.70	0.1522	89.48%
Natural Gas	27	CCF	\$47.49	\$0.00	\$47.49	1.7589	0.46%
Water	221	CCF	\$761.93	\$0.00	\$761.93	3.4476	7.31%
Sewer	111	CCF	\$287.15	\$0.00	\$287.15	2.5869	2.76%
Total Cost:			\$10,421.27	\$0.00	\$10,421.27		



Filters: Cost Center Name Not Equal To DoNotReport; Billing Period Equal To 201207All Meter CodesAll Group Names

elpaso

Energy CAP

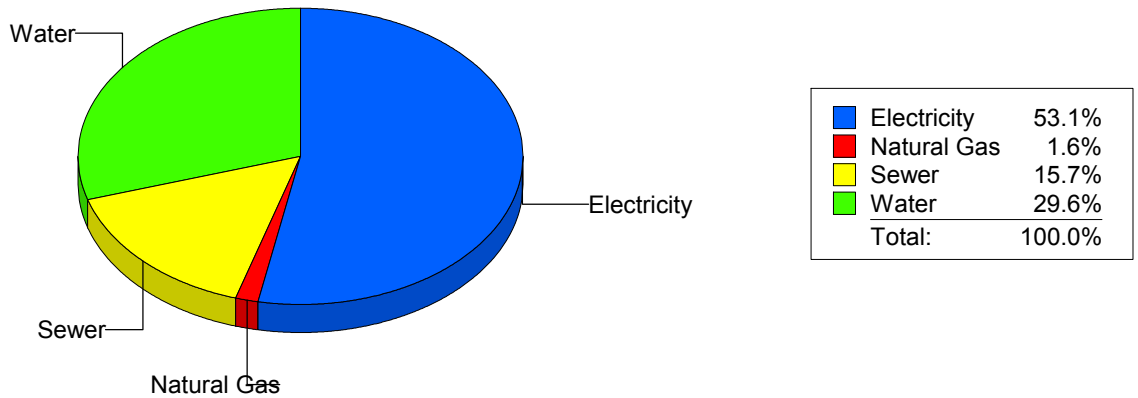
Cost Avoidance Program

Cost Summary Graph

Grouped by Energy Type

Energy Type	Use	Units	Meter Cost	Special Charges	Total Cost	Avg Unit Cost	% of Total Cost
Site: MAGOFFIN MIDDLE SCHO - MAGOFFIN MIDDLE SCHO							
Electricity	9,924	KWH	\$1,581.01	\$0.00	\$1,581.01	0.1593	53.09%
Natural Gas	27	CCF	\$47.53	\$0.00	\$47.53	1.7604	1.60%
Water	285	CCF	\$881.19	\$0.00	\$881.19	3.0919	29.59%
Sewer	191	CCF	\$468.52	\$0.00	\$468.52	2.4530	15.73%
Total Cost:			\$2,978.25	\$0.00	\$2,978.25		

For MAGOFFIN MIDDLE SCHO



Filters: Cost Center Name Not Equal To DoNotReport; Billing Period Equal To 201207All Meter CodesAll Group Names

elpaso

Energy CAP

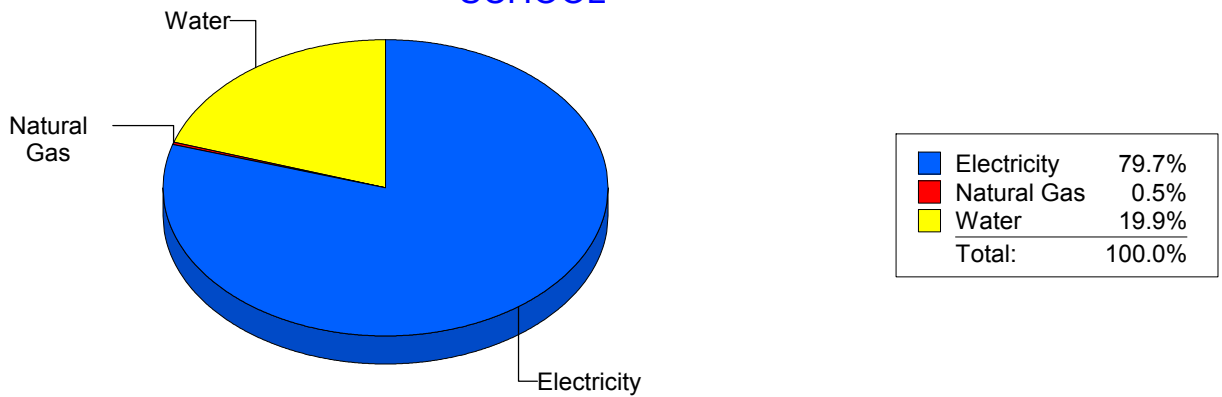
Cost Avoidance Program

Cost Summary Graph

Grouped by Energy Type

Energy Type	Use	Units	Meter Cost	Special Charges	Total Cost	Avg Unit Cost	% of Total Cost
Site: MAGOFFINMIDDLESCHOOLN047 - MAGOFFIN NEW MIDDLE SCHOOL							
Electricity	125,800	KWH	\$13,797.69	\$0.00	\$13,797.69	0.1097	79.65%
Natural Gas	114	CCF	\$82.90	\$0.00	\$82.90	0.7272	0.48%
Water	920	CCF	\$3,441.77	\$0.00	\$3,441.77	3.7411	19.87%
Total Cost:			\$17,322.36	\$0.00	\$17,322.36		

For MAGOFFIN
NEW MIDDLE
SCHOOL



Filters: Cost Center Name Not Equal To DoNotReport; Billing Period Equal To 201207All Meter CodesAll Group Names

elpaso

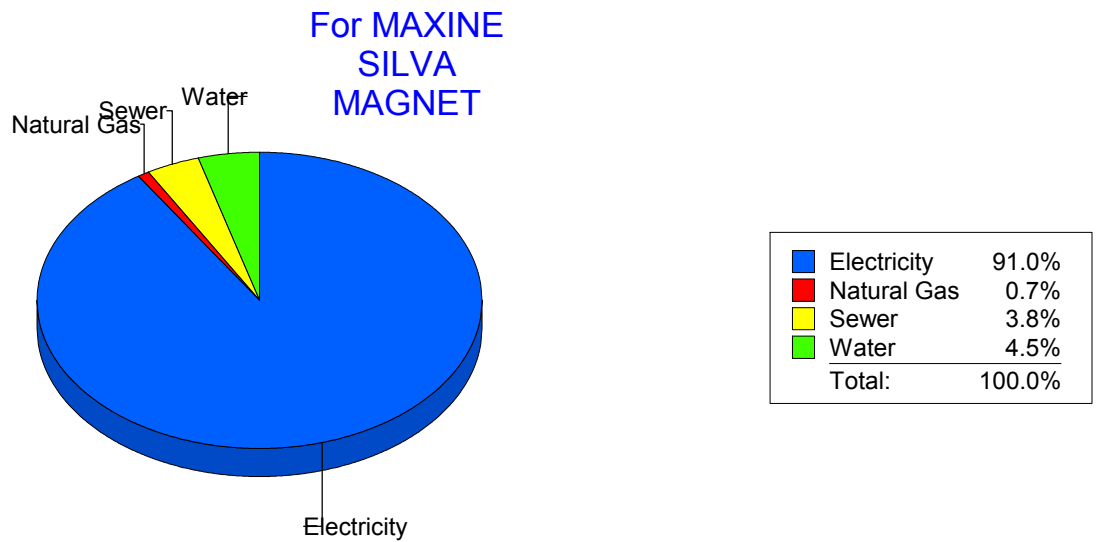
Energy CAP

Cost Avoidance Program

Cost Summary Graph

Grouped by Energy Type

Energy Type	Use	Units	Meter Cost	Special Charges	Total Cost	Avg Unit Cost	% of Total Cost
Site: MAXINE SILVA MAGNET - MAXINE SILVA MAGNET							
Electricity	72,900	KWH	\$9,168.82	\$0.00	\$9,168.82	0.1258	90.95%
Natural Gas	91	CCF	\$72.35	\$0.00	\$72.35	0.7951	0.72%
Water	204	CCF	\$455.38	\$0.00	\$455.38	2.2323	4.52%
Sewer	185	CCF	\$384.09	\$0.00	\$384.09	2.0762	3.81%
Total Cost:			\$10,080.64	\$0.00	\$10,080.64		



Filters: Cost Center Name Not Equal To DoNotReport; Billing Period Equal To 201207All Meter CodesAll Group Names

elpaso

Energy CAP

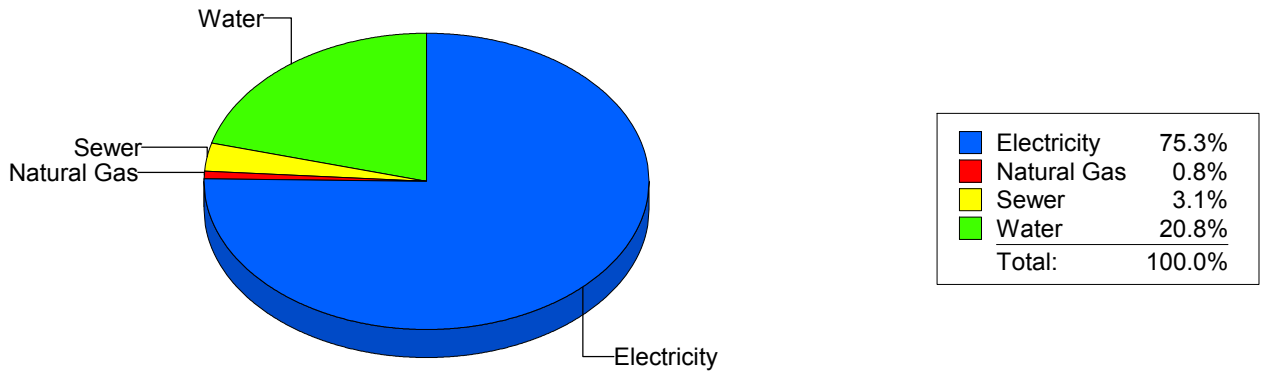
Cost Avoidance Program

Cost Summary Graph

Grouped by Energy Type

Energy Type	Use	Units	Meter Cost	Special Charges	Total Cost	Avg Unit Cost	% of Total Cost
Site: MESITA ELEMENTARY - MESITA ELEMENTARY							
Electricity	64,080	KWH	\$9,113.55	\$0.00	\$9,113.55	0.1422	75.29%
Natural Gas	65	CCF	\$99.26	\$0.00	\$99.26	1.5271	0.82%
Water	725	CCF	\$2,520.35	\$0.00	\$2,520.35	3.4763	20.82%
Sewer	117	CCF	\$371.58	\$0.00	\$371.58	3.1759	3.07%
Total Cost:			\$12,104.74	\$0.00	\$12,104.74		

For MESITA ELEMENTARY



Filters: Cost Center Name Not Equal To DoNotReport; Billing Period Equal To 201207All Meter CodesAll Group Names

elpaso

Energy CAP

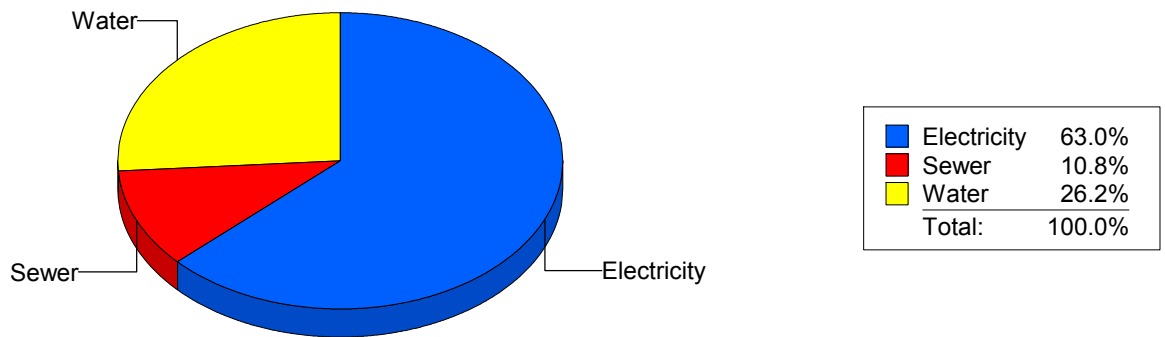
Cost Avoidance Program

Cost Summary Graph

Grouped by Energy Type

Energy Type	Use	Units	Meter Cost	Special Charges	Total Cost	Avg Unit Cost	% of Total Cost
Site: MILAM ELEMENTARY - MILAM ELEMENTARY							
Electricity	7,680	KWH	\$1,524.74	\$0.00	\$1,524.74	0.1985	63.00%
Water	232	CCF	\$633.41	\$0.00	\$633.41	2.7302	26.17%
Sewer	92	CCF	\$262.26	\$0.00	\$262.26	2.8507	10.84%
Total Cost:			\$2,420.41	\$0.00	\$2,420.41		

For MILAM ELEMENTARY



Filters: Cost Center Name Not Equal To DoNotReport; Billing Period Equal To 201207All Meter CodesAll Group Names

elpaso

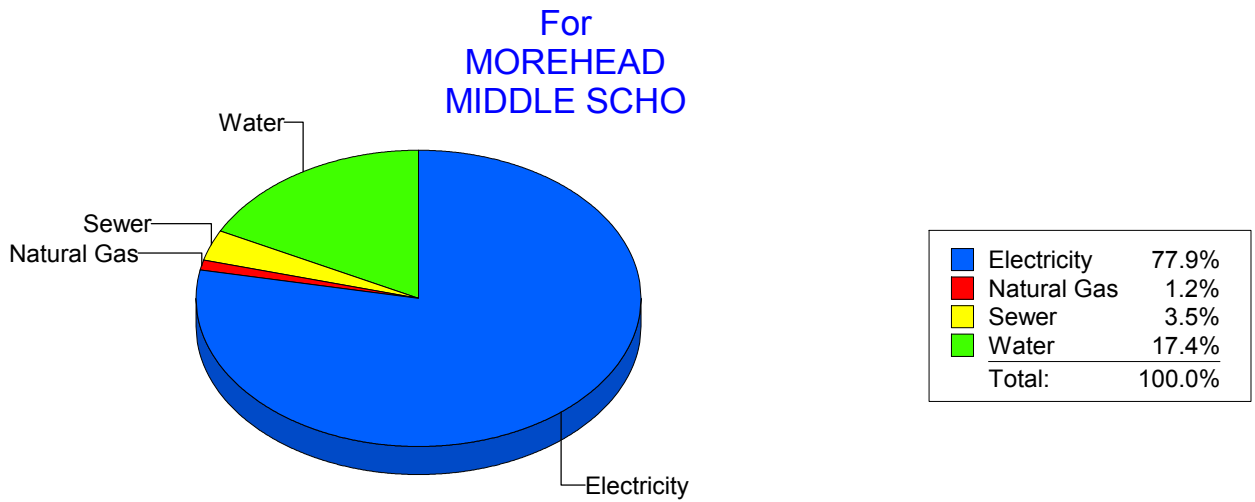
Energy CAP

Cost Avoidance Program

Cost Summary Graph

Grouped by Energy Type

Energy Type	Use	Units	Meter Cost	Special Charges	Total Cost	Avg Unit Cost	% of Total Cost
Site: MOREHEAD MIDDLE SCHO - MOREHEAD MIDDLE SCHO							
Electricity	134,444	KWH	\$10,116.09	\$0.00	\$10,116.09	0.0752	77.92%
Natural Gas	267	CCF	\$160.13	\$0.00	\$160.13	0.5997	1.23%
Water	1,957	CCF	\$2,254.19	\$0.00	\$2,254.19	1.1519	17.36%
Sewer	178	CCF	\$451.49	\$0.00	\$451.49	2.5365	3.48%
Total Cost:			\$12,981.90	\$0.00	\$12,981.90		



Filters: Cost Center Name Not Equal To DoNotReport; Billing Period Equal To 201207All Meter CodesAll Group Names

el paso

Energy CAP

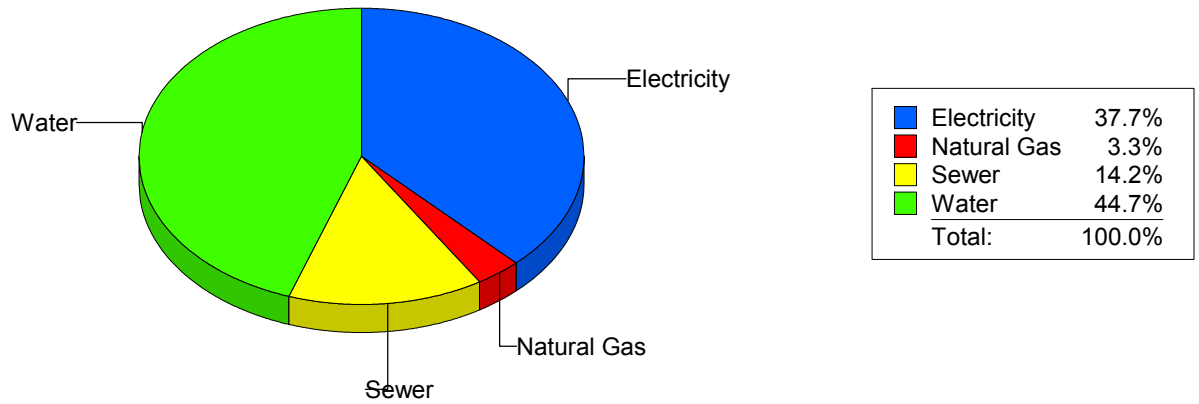
Cost Avoidance Program

Cost Summary Graph

Grouped by Energy Type

Energy Type	Use	Units	Meter Cost	Special Charges	Total Cost	Avg Unit Cost	% of Total Cost
Site: NEWMAN ELEMENTARY - NEWMAN ELEMENTARY							
Electricity	12,534	KWH	\$1,304.57	\$0.00	\$1,304.57	0.1041	37.69%
Natural Gas	11	CCF	\$115.32	\$0.00	\$115.32	10.4836	3.33%
Water	671	CCF	\$1,548.81	\$0.00	\$1,548.81	2.3082	44.75%
Sewer	288	CCF	\$492.35	\$0.00	\$492.35	1.7095	14.23%
Total Cost:			\$3,461.05	\$0.00	\$3,461.05		

For NEWMAN ELEMENTARY



Filters: Cost Center Name Not Equal To DoNotReport; Billing Period Equal To 201207All Meter CodesAll Group Names

el paso

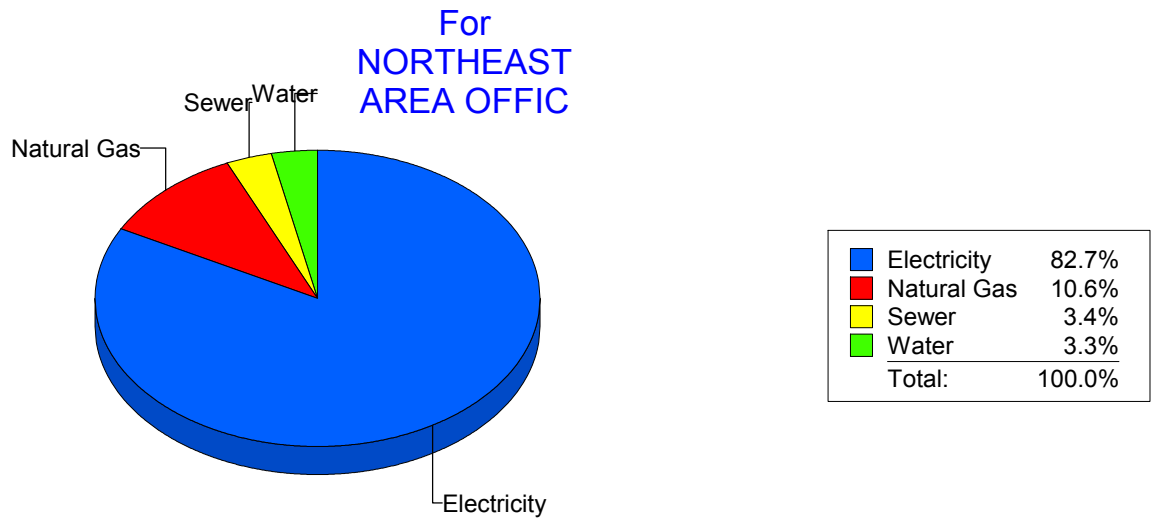
Energy CAP

Cost Avoidance Program

Cost Summary Graph

Grouped by Energy Type

Energy Type	Use	Units	Meter Cost	Special Charges	Total Cost	Avg Unit Cost	% of Total Cost
Site: NORTHEAST AREA OFFIC - NORTHEAST AREA OFFIC							
Electricity	9,640	KWH	\$1,178.33	\$0.00	\$1,178.33	0.1222	82.73%
Natural Gas	7	CCF	\$150.80	\$0.00	\$150.80	21.5429	10.59%
Water	2	CCF	\$47.06	\$0.00	\$47.06	23.5300	3.30%
Sewer	5	CCF	\$48.19	\$0.00	\$48.19	9.6380	3.38%
Total Cost:			\$1,424.38	\$0.00	\$1,424.38		



Filters: Cost Center Name Not Equal To DoNotReport; Billing Period Equal To 201207All Meter CodesAll Group Names

el paso

Energy CAP

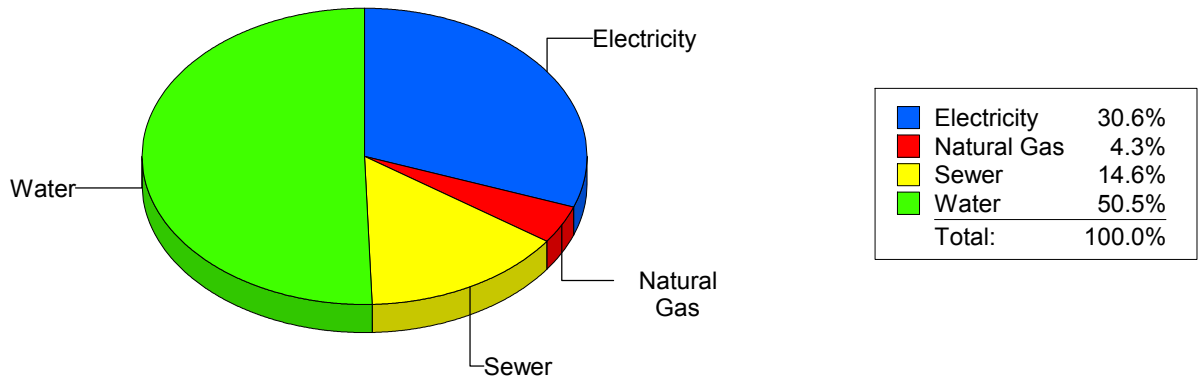
Cost Avoidance Program

Cost Summary Graph

Grouped by Energy Type

Energy Type	Use	Units	Meter Cost	Special Charges	Total Cost	Avg Unit Cost	% of Total Cost
Site: NORTHEAST AREA TRANS - NORTHEAST AREA TRANS							
Electricity	5,544	KWH	\$579.48	\$0.00	\$579.48	0.1045	30.57%
Natural Gas	18	CCF	\$81.03	\$0.00	\$81.03	4.5017	4.27%
Water	219	CCF	\$957.92	\$0.00	\$957.92	4.3741	50.53%
Sewer	45	CCF	\$277.26	\$0.00	\$277.26	6.1613	14.63%
Total Cost:			\$1,895.69	\$0.00	\$1,895.69		

For
NORTHEAST
AREA TRANS



Filters: Cost Center Name Not Equal To DoNotReport; Billing Period Equal To 201207All Meter CodesAll Group Names

elpaso

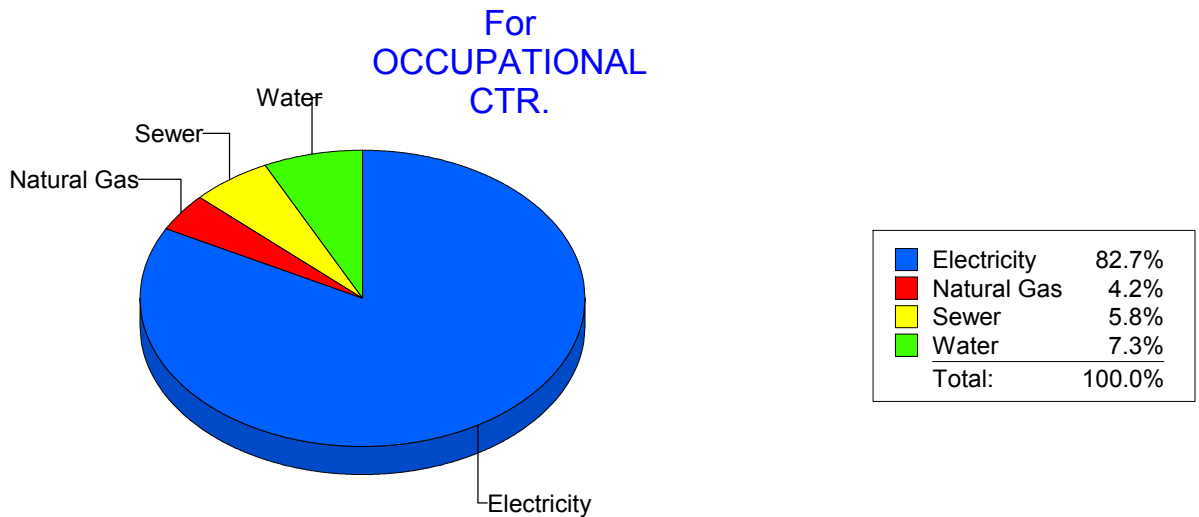
Energy CAP

Cost Avoidance Program

Cost Summary Graph

Grouped by Energy Type

Energy Type	Use	Units	Meter Cost	Special Charges	Total Cost	Avg Unit Cost	% of Total Cost
Site: OCCUPATIONAL CTR. - OCCUPATIONAL CTR.							
Electricity	4,400	KWH	\$823.20	\$0.00	\$823.20	0.1871	82.70%
Natural Gas	12	CCF	\$41.67	\$0.00	\$41.67	3.4725	4.19%
Water	2	CCF	\$72.98	\$0.00	\$72.98	36.4900	7.33%
Sewer	5	CCF	\$57.51	\$0.00	\$57.51	11.5020	5.78%
Total Cost:			\$995.36	\$0.00	\$995.36		



Filters: Cost Center Name Not Equal To DoNotReport; Billing Period Equal To 201207All Meter CodesAll Group Names

el Paso

Energy CAP

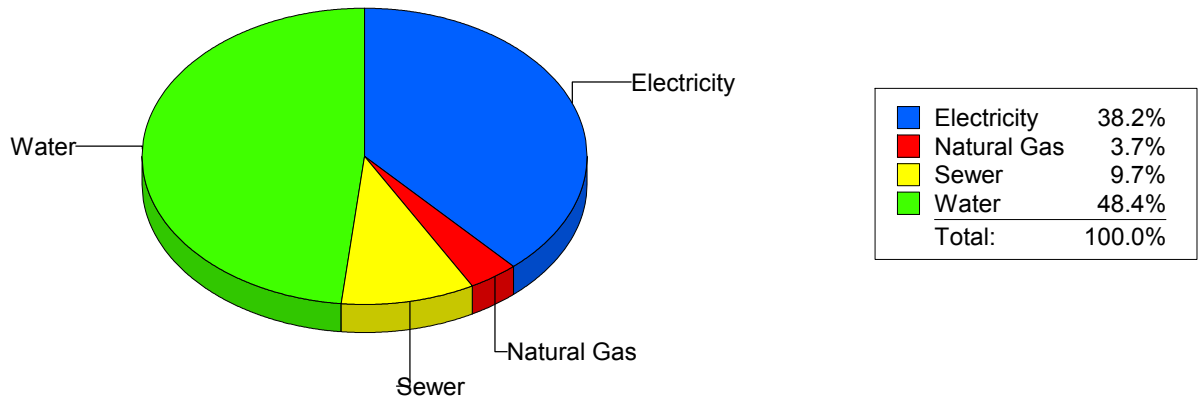
Cost Avoidance Program

Cost Summary Graph

Grouped by Energy Type

Energy Type	Use	Units	Meter Cost	Special Charges	Total Cost	Avg Unit Cost	% of Total Cost
Site: PARK ELEMENTARY - PARK ELEMENTARY							
Electricity	8,771	KWH	\$1,222.30	\$0.00	\$1,222.30	0.1394	38.23%
Natural Gas	17	CCF	\$117.66	\$0.00	\$117.66	6.9212	3.68%
Water	393	CCF	\$1,548.69	\$0.00	\$1,548.69	3.9407	48.43%
Sewer	99	CCF	\$308.87	\$0.00	\$308.87	3.1199	9.66%
Total Cost:			\$3,197.52	\$0.00	\$3,197.52		

For PARK ELEMENTARY



Filters: Cost Center Name Not Equal To DoNotReport; Billing Period Equal To 201207All Meter CodesAll Group Names

elpaso

Energy CAP

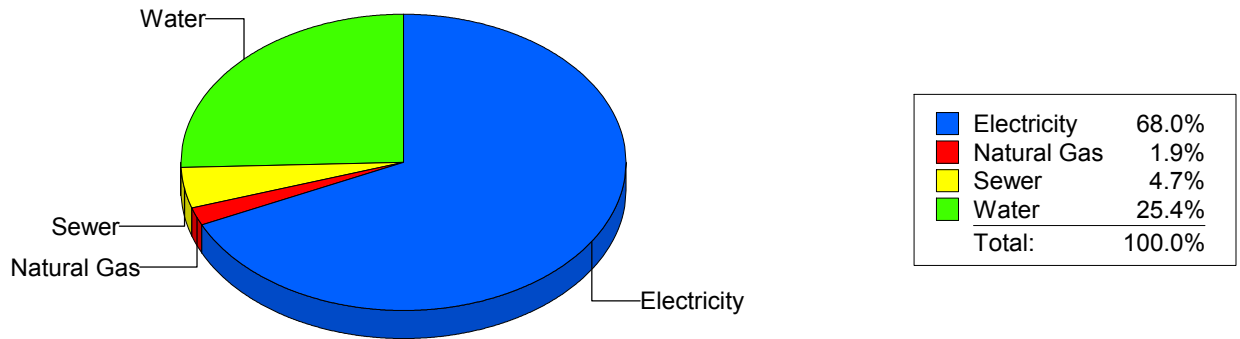
Cost Avoidance Program

Cost Summary Graph

Grouped by Energy Type

Energy Type	Use	Units	Meter Cost	Special Charges	Total Cost	Avg Unit Cost	% of Total Cost
Site: PAUL MORENO - PAUL MORENO							
Electricity	36,600	KWH	\$4,918.73	\$0.00	\$4,918.73	0.1344	68.00%
Natural Gas	146	CCF	\$136.07	\$0.00	\$136.07	0.9320	1.88%
Water	363	CCF	\$1,840.28	\$0.00	\$1,840.28	5.0696	25.44%
Sewer	111	CCF	\$338.11	\$0.00	\$338.11	3.0460	4.67%
Total Cost:			\$7,233.19	\$0.00	\$7,233.19		

For PAUL MORENO



Filters: Cost Center Name Not Equal To DoNotReport; Billing Period Equal To 201207All Meter CodesAll Group Names

elpaso

Energy CAP

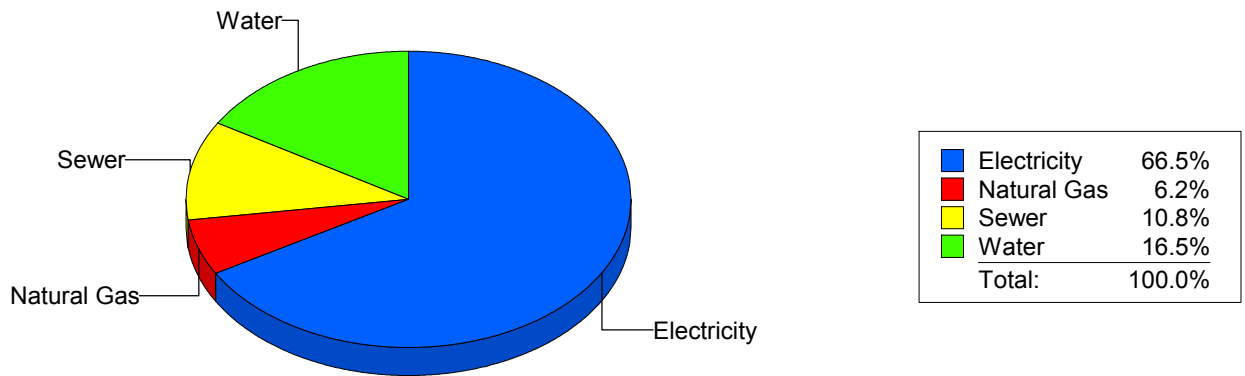
Cost Avoidance Program

Cost Summary Graph

Grouped by Energy Type

Energy Type	Use	Units	Meter Cost	Special Charges	Total Cost	Avg Unit Cost	% of Total Cost
Site: POLK ELEMENTARY - POLK ELEMENTARY							
Electricity	11,980	KWH	\$1,521.27	\$0.00	\$1,521.27	0.1270	66.54%
Natural Gas	77	CCF	\$140.96	\$0.00	\$140.96	1.8306	6.17%
Water	148	CCF	\$377.60	\$0.00	\$377.60	2.5514	16.52%
Sewer	80	CCF	\$246.54	\$0.00	\$246.54	3.0818	10.78%
Total Cost:			\$2,286.37	\$0.00	\$2,286.37		

For POLK ELEMENTARY



Filters: Cost Center Name Not Equal To DoNotReport; Billing Period Equal To 201207All Meter CodesAll Group Names

elpaso

Energy CAP

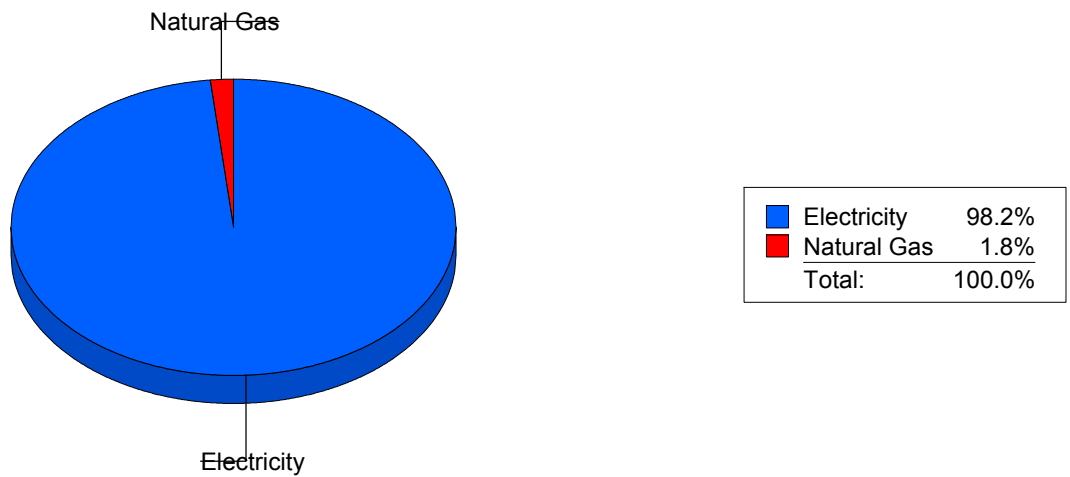
Cost Avoidance Program

Cost Summary Graph

Grouped by Energy Type

Energy Type	Use	Units	Meter Cost	Special Charges	Total Cost	Avg Unit Cost	% of Total Cost
Site: POWELL - POWELL							
Electricity	34,800	KWH	\$6,256.08	\$0.00	\$6,256.08	0.1798	98.25%
Natural Gas	171	CCF	\$111.68	\$0.00	\$111.68	0.6531	1.75%
Total Cost:			\$6,367.76	\$0.00	\$6,367.76		

For POWELL



Filters: Cost Center Name Not Equal To DoNotReport; Billing Period Equal To 201207All Meter CodesAll Group Names

elpaso

Energy CAP

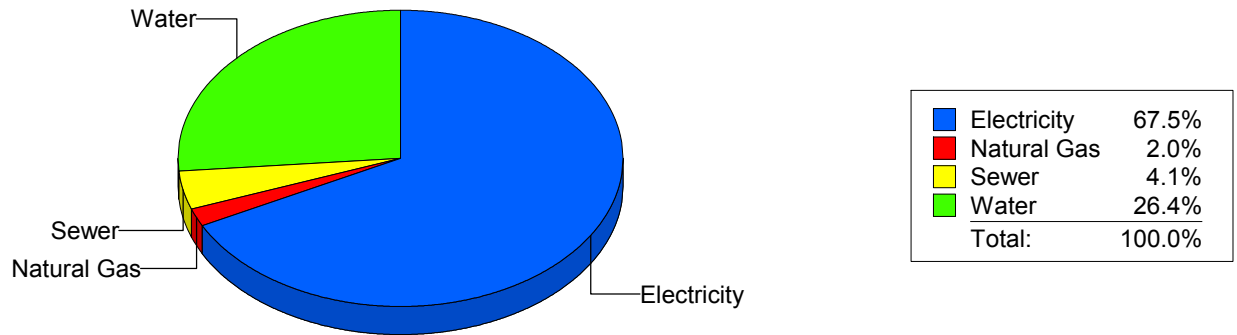
Cost Avoidance Program

Cost Summary Graph

Grouped by Energy Type

Energy Type	Use	Units	Meter Cost	Special Charges	Total Cost	Avg Unit Cost	% of Total Cost
Site: PUTNAM ELEMENTARY - PUTNAM ELEMENTARY							
Electricity	18,360	KWH	\$3,104.58	\$0.00	\$3,104.58	0.1691	67.46%
Natural Gas	52	CCF	\$94.24	\$0.00	\$94.24	1.8123	2.05%
Water	356	CCF	\$1,213.08	\$0.00	\$1,213.08	3.4075	26.36%
Sewer	88	CCF	\$190.18	\$0.00	\$190.18	2.1611	4.13%
Total Cost:			\$4,602.08	\$0.00	\$4,602.08		

For PUTNAM ELEMENTARY



Filters: Cost Center Name Not Equal To DoNotReport; Billing Period Equal To 201207All Meter CodesAll Group Names

elpaso

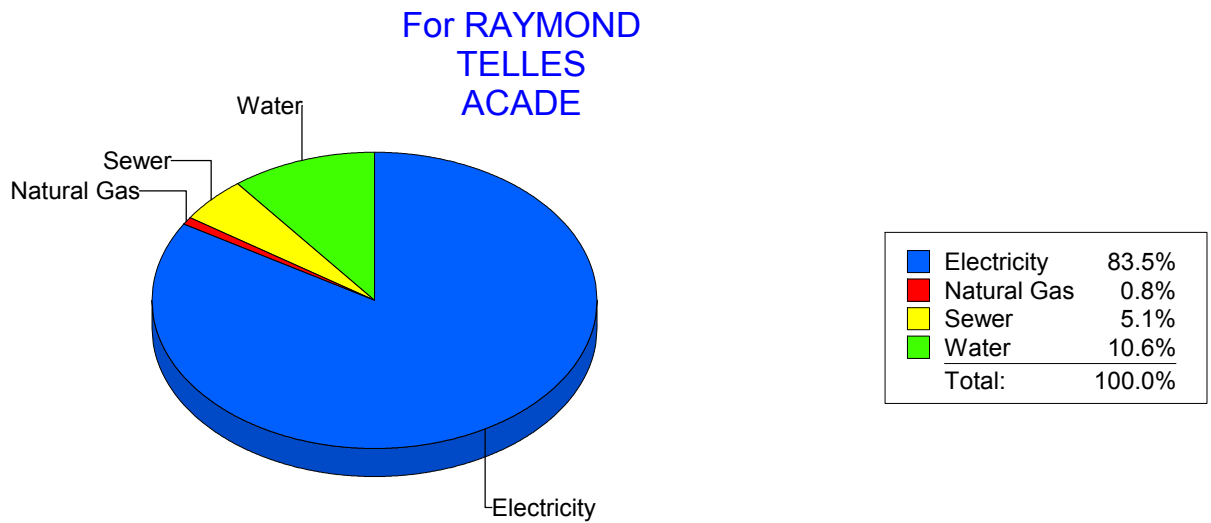
Energy CAP

Cost Avoidance Program

Cost Summary Graph

Grouped by Energy Type

Energy Type	Use	Units	Meter Cost	Special Charges	Total Cost	Avg Unit Cost	% of Total Cost
Site: RAYMOND TELLES ACADE - RAYMOND TELLES ACADE							
Electricity	38,600	KWH	\$4,699.19	\$0.00	\$4,699.19	0.1217	83.50%
Natural Gas	26	CCF	\$47.11	\$0.00	\$47.11	1.8119	0.84%
Water	232	CCF	\$595.59	\$0.00	\$595.59	2.5672	10.58%
Sewer	110	CCF	\$285.84	\$0.00	\$285.84	2.5985	5.08%
Total Cost:			\$5,627.73	\$0.00	\$5,627.73		



Filters: Cost Center Name Not Equal To DoNotReport; Billing Period Equal To 201207All Meter CodesAll Group Names

elpaso

Energy CAP

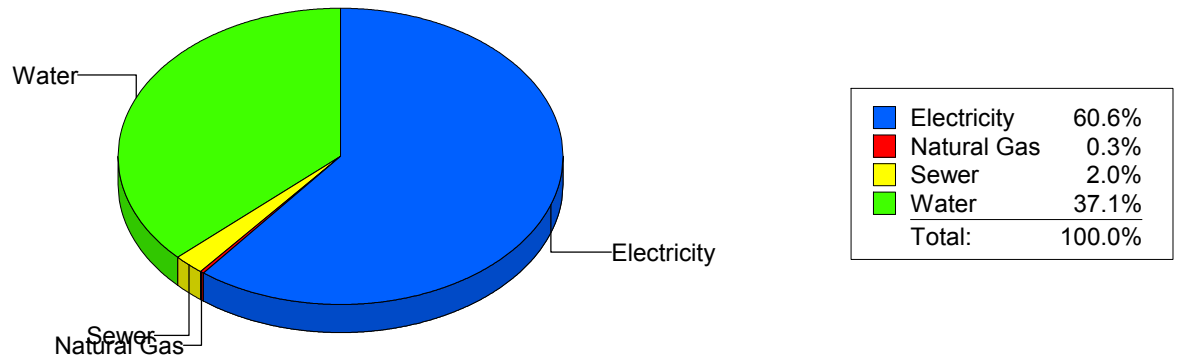
Cost Avoidance Program

Cost Summary Graph

Grouped by Energy Type

Energy Type	Use	Units	Meter Cost	Special Charges	Total Cost	Avg Unit Cost	% of Total Cost
Site: RICHARDSON MIDDLE - RICHARDSON MIDDLE							
Electricity	69,300	KWH	\$8,879.11	\$0.00	\$8,879.11	0.1281	60.63%
Natural Gas	11	CCF	\$41.28	\$0.00	\$41.28	3.7527	0.28%
Water	1,027	CCF	\$5,426.61	\$0.00	\$5,426.61	5.2839	37.06%
Sewer	119	CCF	\$297.63	\$0.00	\$297.63	2.5011	2.03%
Total Cost:			\$14,644.63	\$0.00	\$14,644.63		

For
RICHARDSON
MIDDLE



Filters: Cost Center Name Not Equal To DoNotReport; Billing Period Equal To 201207All Meter CodesAll Group Names

elpaso

Energy CAP

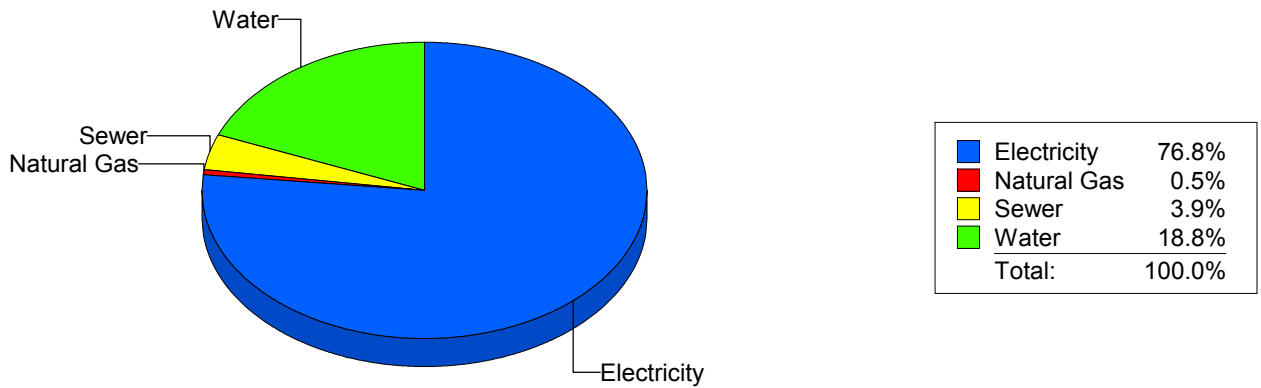
Cost Avoidance Program

Cost Summary Graph

Grouped by Energy Type

Energy Type	Use	Units	Meter Cost	Special Charges	Total Cost	Avg Unit Cost	% of Total Cost
Site: RIVERA ELEMENTARY - RIVERA ELEMENTARY							
Electricity	35,280	KWH	\$5,511.65	\$0.00	\$5,511.65	0.1562	76.78%
Natural Gas	4	CCF	\$38.57	\$0.00	\$38.57	9.6425	0.54%
Water	366	CCF	\$1,349.83	\$0.00	\$1,349.83	3.6881	18.81%
Sewer	104	CCF	\$277.98	\$0.00	\$277.98	2.6729	3.87%
Total Cost:			\$7,178.03	\$0.00	\$7,178.03		

For RIVERA ELEMENTARY



Filters: Cost Center Name Not Equal To DoNotReport; Billing Period Equal To 201207All Meter CodesAll Group Names

elpaso

Energy CAP

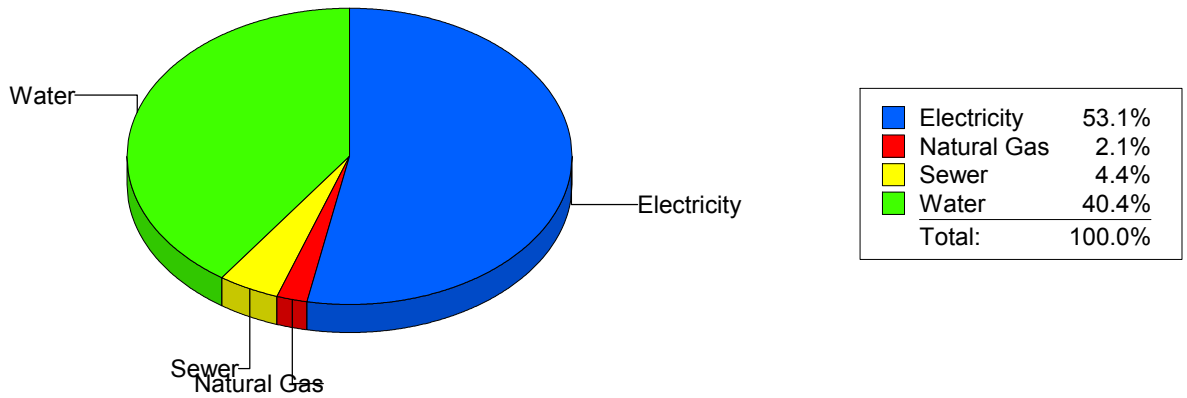
Cost Avoidance Program

Cost Summary Graph

Grouped by Energy Type

Energy Type	Use	Units	Meter Cost	Special Charges	Total Cost	Avg Unit Cost	% of Total Cost
Site: ROBERTS ELEMENTARY - ROBERTS ELEMENTARY							
Electricity	32,459	KWH	\$3,988.16	\$0.00	\$3,988.16	0.1229	53.09%
Natural Gas	193	CCF	\$158.40	\$0.00	\$158.40	0.8207	2.11%
Water	777	CCF	\$3,033.83	\$0.00	\$3,033.83	3.9045	40.39%
Sewer	137	CCF	\$331.62	\$0.00	\$331.62	2.4206	4.41%
Total Cost:			\$7,512.01	\$0.00	\$7,512.01		

For ROBERTS ELEMENTARY



Filters: Cost Center Name Not Equal To DoNotReport; Billing Period Equal To 201207All Meter CodesAll Group Names

elpaso

Energy CAP

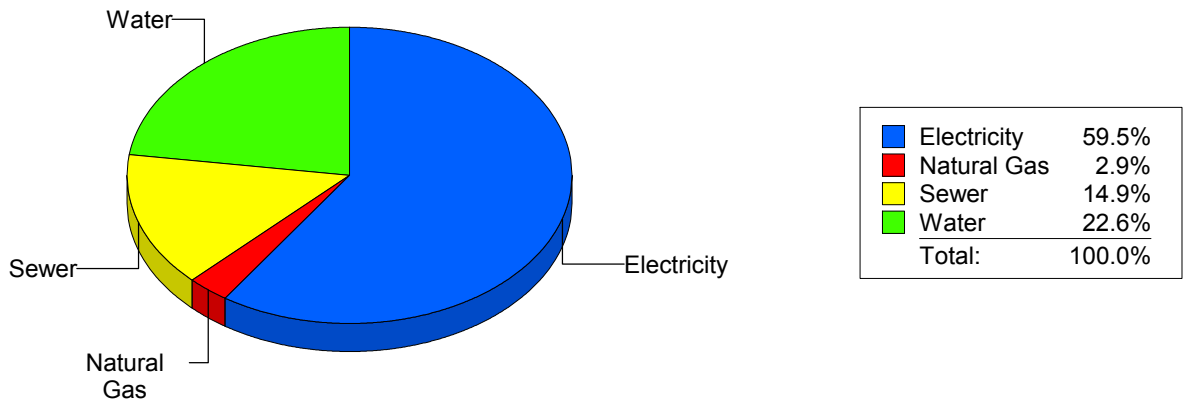
Cost Avoidance Program

Cost Summary Graph

Grouped by Energy Type

Energy Type	Use	Units	Meter Cost	Special Charges	Total Cost	Avg Unit Cost	% of Total Cost
Site: ROSA GUERRERO ELEMEN - ROSA GUERRERO ELEMEN							
Electricity	15,440	KWH	\$1,768.47	\$0.00	\$1,768.47	0.1145	59.50%
Natural Gas	32	CCF	\$86.45	\$0.00	\$86.45	2.7016	2.91%
Water	498	CCF	\$673.12	\$0.00	\$673.12	1.3516	22.65%
Sewer	182	CCF	\$444.27	\$0.00	\$444.27	2.4410	14.95%
Total Cost:			\$2,972.31	\$0.00	\$2,972.31		

For ROSA GUERRERO ELEMEN



Filters: Cost Center Name Not Equal To DoNotReport; Billing Period Equal To 201207All Meter CodesAll Group Names

el Paso

Energy CAP

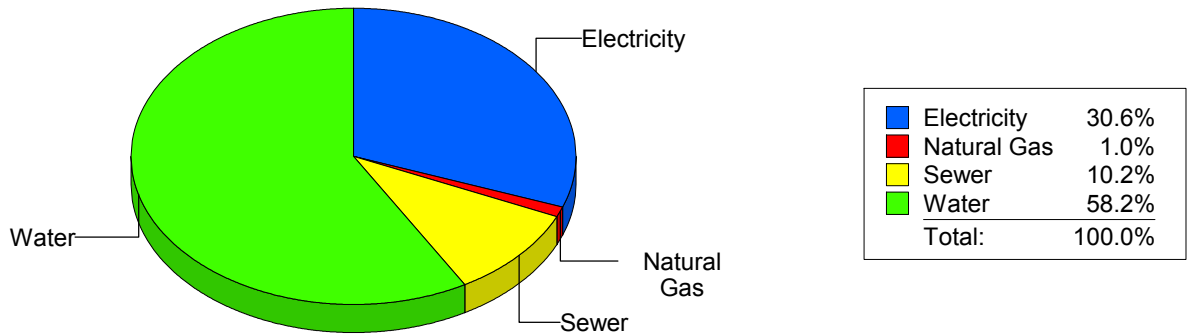
Cost Avoidance Program

Cost Summary Graph

Grouped by Energy Type

Energy Type	Use	Units	Meter Cost	Special Charges	Total Cost	Avg Unit Cost	% of Total Cost
Site: ROSS MIDDLE SCHOOL - ROSS MIDDLE SCHOOL							
Electricity	25,791	KWH	\$3,297.06	\$0.00	\$3,297.06	0.1278	30.56%
Natural Gas	163	CCF	\$107.64	\$0.00	\$107.64	0.6604	1.00%
Water	2,330	CCF	\$6,283.18	\$0.00	\$6,283.18	2.6966	58.24%
Sewer	732	CCF	\$1,100.66	\$0.00	\$1,100.66	1.5036	10.20%
Total Cost:			\$10,788.54	\$0.00	\$10,788.54		

For ROSS MIDDLE SCHOOL



Filters: Cost Center Name Not Equal To DoNotReport; Billing Period Equal To 201207All Meter CodesAll Group Names

elpaso

Energy CAP

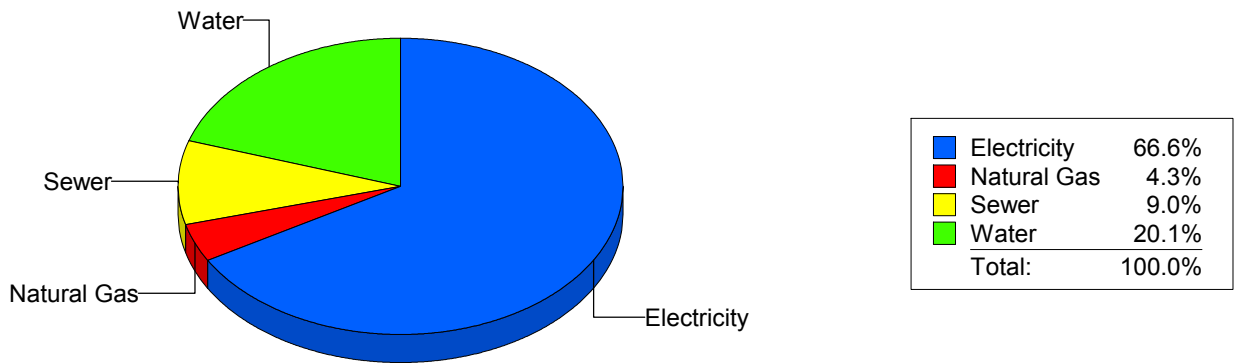
Cost Avoidance Program

Cost Summary Graph

Grouped by Energy Type

Energy Type	Use	Units	Meter Cost	Special Charges	Total Cost	Avg Unit Cost	% of Total Cost
Site: RUSK ELEMENTARY - RUSK ELEMENTARY							
Electricity	12,625	KWH	\$1,849.72	\$0.00	\$1,849.72	0.1465	66.59%
Natural Gas	24	CCF	\$120.39	\$0.00	\$120.39	5.0163	4.33%
Water	194	CCF	\$558.97	\$0.00	\$558.97	2.8813	20.12%
Sewer	84	CCF	\$248.67	\$0.00	\$248.67	2.9604	8.95%
Total Cost:			\$2,777.75	\$0.00	\$2,777.75		

For RUSK ELEMENTARY



Filters: Cost Center Name Not Equal To DoNotReport; Billing Period Equal To 201207All Meter CodesAll Group Names

el paso

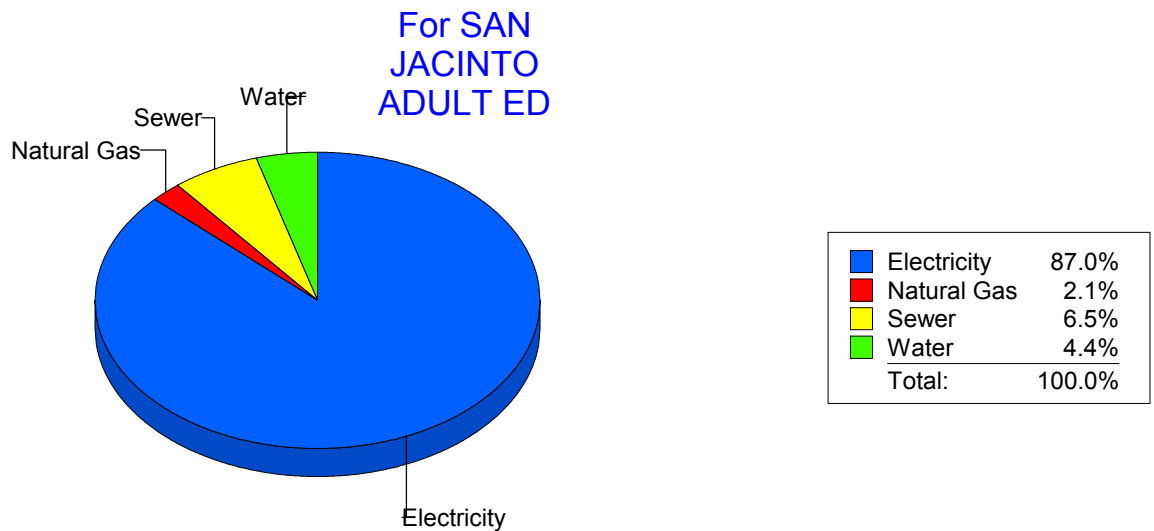
Energy CAP

Cost Avoidance Program

Cost Summary Graph

Grouped by Energy Type

Energy Type	Use	Units	Meter Cost	Special Charges	Total Cost	Avg Unit Cost	% of Total Cost
Site: SAN JACINTO ADULT ED - SAN JACINTO ADULT ED							
Electricity	8,200	KWH	\$1,497.62	\$0.00	\$1,497.62	0.1826	86.95%
Natural Gas	0	CCF	\$37.02	\$0.00	\$37.02	0.0000	2.15%
Water	8	CCF	\$76.43	\$0.00	\$76.43	9.5538	4.44%
Sewer	36	CCF	\$111.27	\$0.00	\$111.27	3.0908	6.46%
Total Cost:			\$1,722.34	\$0.00	\$1,722.34		



Filters: Cost Center Name Not Equal To DoNotReport; Billing Period Equal To 201207All Meter CodesAll Group Names

elpaso

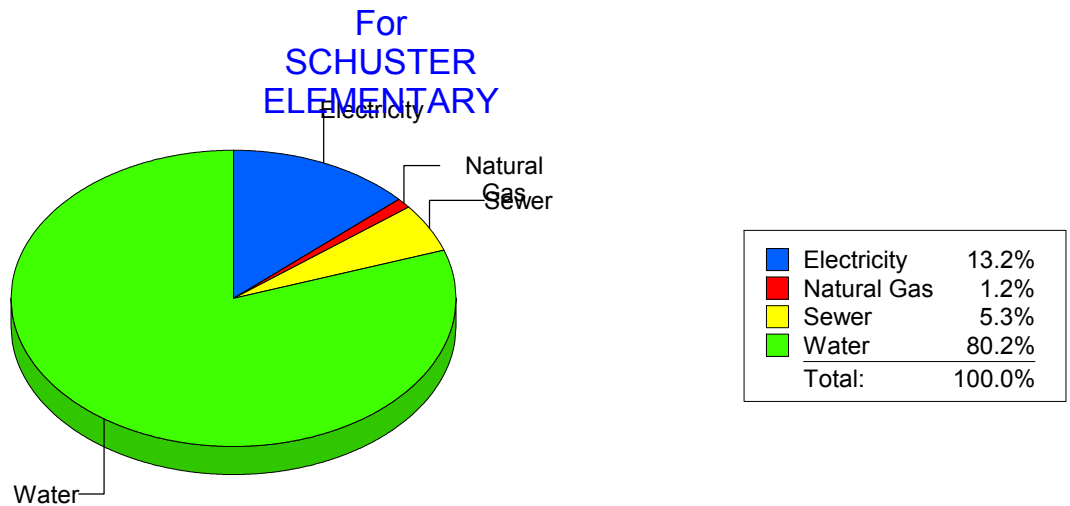
Energy CAP

Cost Avoidance Program

Cost Summary Graph

Grouped by Energy Type

Energy Type	Use	Units	Meter Cost	Special Charges	Total Cost	Avg Unit Cost	% of Total Cost
Site: SCHUSTER ELEMENTARY - SCHUSTER ELEMENTARY							
Electricity	5,440	KWH	\$554.95	\$0.00	\$554.95	0.1020	13.23%
Natural Gas	37	CCF	\$51.38	\$0.00	\$51.38	1.3886	1.22%
Water	841	CCF	\$3,364.54	\$0.00	\$3,364.54	4.0006	80.21%
Sewer	122	CCF	\$223.93	\$0.00	\$223.93	1.8355	5.34%
Total Cost:			\$4,194.80	\$0.00	\$4,194.80		



Filters: Cost Center Name Not Equal To DoNotReport; Billing Period Equal To 201207All Meter CodesAll Group Names

elpaso

Energy CAP

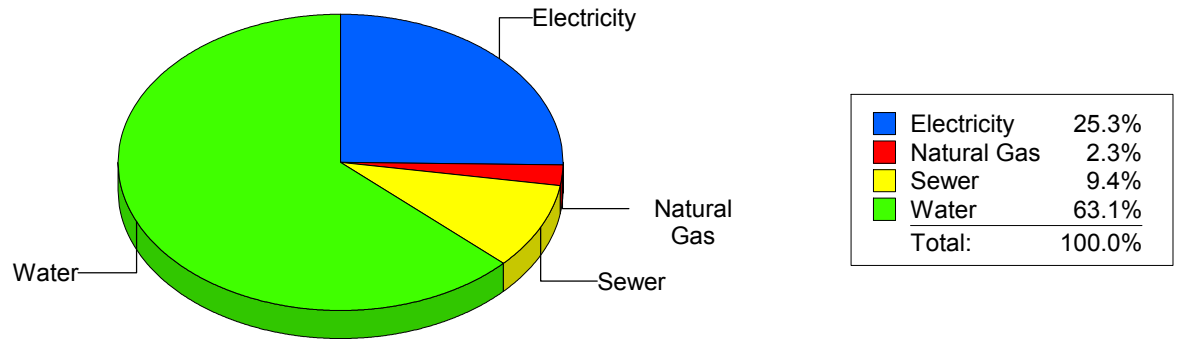
Cost Avoidance Program

Cost Summary Graph

Grouped by Energy Type

Energy Type	Use	Units	Meter Cost	Special Charges	Total Cost	Avg Unit Cost	% of Total Cost
Site: STANTON ELEMENTARY - STANTON ELEMENTARY							
Electricity	6,920	KWH	\$925.88	\$0.00	\$925.88	0.1338	25.27%
Natural Gas	23	CCF	\$83.04	\$0.00	\$83.04	3.6104	2.27%
Water	699	CCF	\$2,310.11	\$0.00	\$2,310.11	3.3049	63.06%
Sewer	175	CCF	\$344.32	\$0.00	\$344.32	1.9675	9.40%
Total Cost:			\$3,663.35	\$0.00	\$3,663.35		

For STANTON ELEMENTARY



Filters: Cost Center Name Not Equal To DoNotReport; Billing Period Equal To 201207All Meter CodesAll Group Names

elpaso

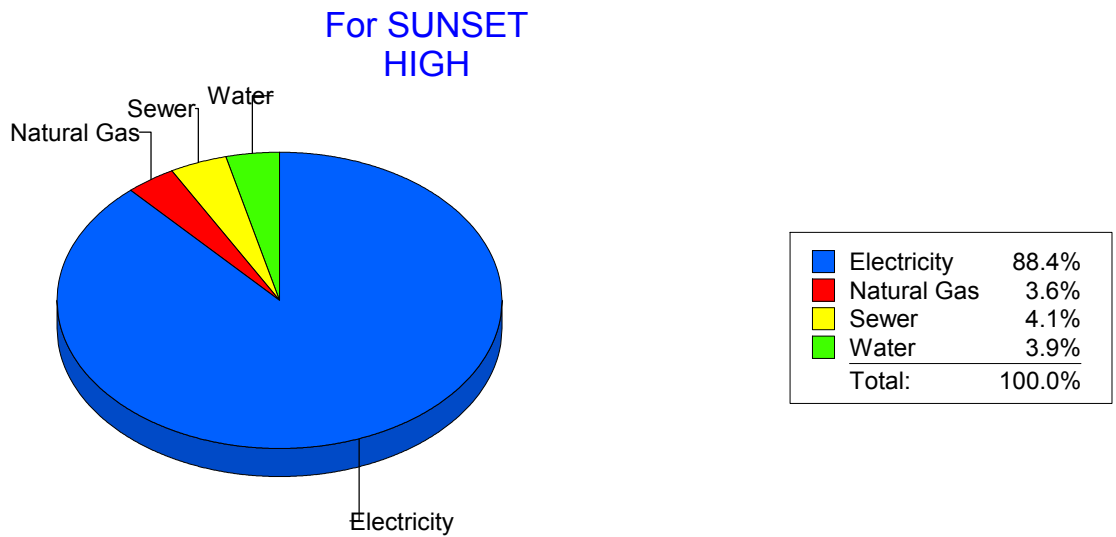
Energy CAP

Cost Avoidance Program

Cost Summary Graph

Grouped by Energy Type

Energy Type	Use	Units	Meter Cost	Special Charges	Total Cost	Avg Unit Cost	% of Total Cost
Site: SUNSET HIGH - SUNSET HIGH							
Electricity	20,120	KWH	\$2,631.14	\$0.00	\$2,631.14	0.1308	88.37%
Natural Gas	164	CCF	\$108.00	\$0.00	\$108.00	0.6585	3.63%
Water	35	CCF	\$116.66	\$0.00	\$116.66	3.3331	3.92%
Sewer	44	CCF	\$121.75	\$0.00	\$121.75	2.7670	4.09%
Total Cost:			\$2,977.55	\$0.00	\$2,977.55		



Filters: Cost Center Name Not Equal To DoNotReport; Billing Period Equal To 201207All Meter CodesAll Group Names

elpaso

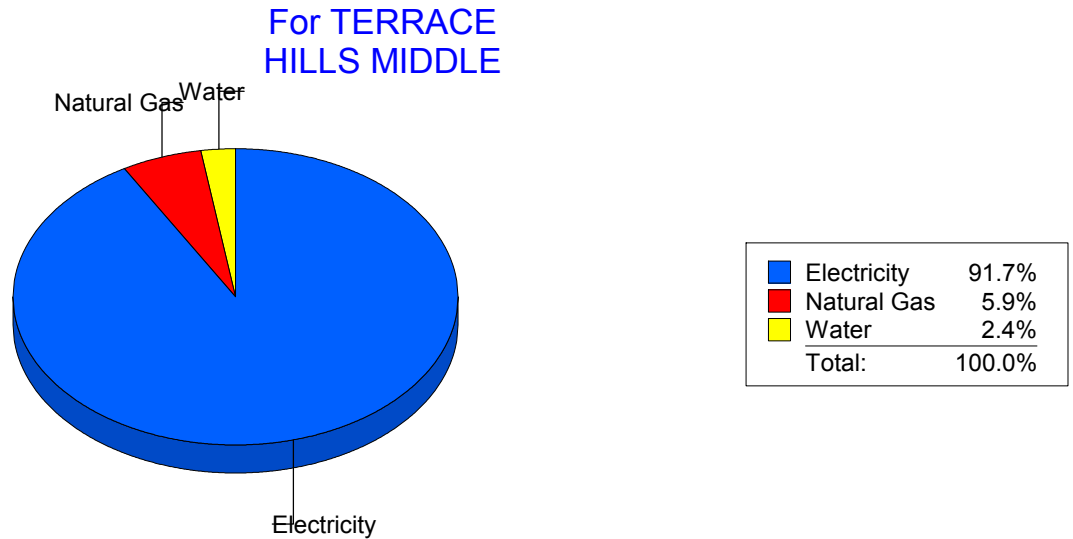
Energy CAP

Cost Avoidance Program

Cost Summary Graph

Grouped by Energy Type

Energy Type	Use	Units	Meter Cost	Special Charges	Total Cost	Avg Unit Cost	% of Total Cost
Site: TERRACE HILLS MIDDLE - TERRACE HILLS MIDDLE							
Electricity	16,050	KWH	\$1,414.48	\$0.00	\$1,414.48	0.0881	91.67%
Natural Gas	44	CCF	\$91.11	\$0.00	\$91.11	2.0707	5.90%
Water	0	CCF	\$37.45	\$0.00	\$37.45	0.0000	2.43%
Total Cost:			\$1,543.04	\$0.00	\$1,543.04		



Filters: Cost Center Name Not Equal To DoNotReport; Billing Period Equal To 201207All Meter CodesAll Group Names

elpaso

Energy CAP

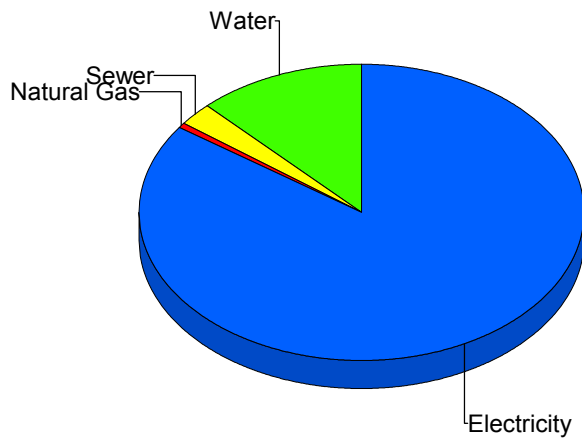
Cost Avoidance Program

Cost Summary Graph

Grouped by Energy Type

Energy Type	Use	Units	Meter Cost	Special Charges	Total Cost	Avg Unit Cost	% of Total Cost
Site: TIPPIN - TIPPIN ELEMENTARY							
Electricity	63,720	KWH	\$10,771.81	\$0.00	\$10,771.81	0.1690	84.71%
Natural Gas	64	CCF	\$61.87	\$0.00	\$61.87	0.9667	0.49%
Water	468	CCF	\$1,536.89	\$0.00	\$1,536.89	3.2840	12.09%
Sewer	156	CCF	\$346.10	\$0.00	\$346.10	2.2186	2.72%
Total Cost:			\$12,716.67	\$0.00	\$12,716.67		

For TIPPIN ELEMENTARY



Electricity	84.7%
Natural Gas	0.5%
Sewer	2.7%
Water	12.1%
Total:	100.0%

Filters: Cost Center Name Not Equal To DoNotReport; Billing Period Equal To 201207All Meter CodesAll Group Names

el paso

Energy CAP

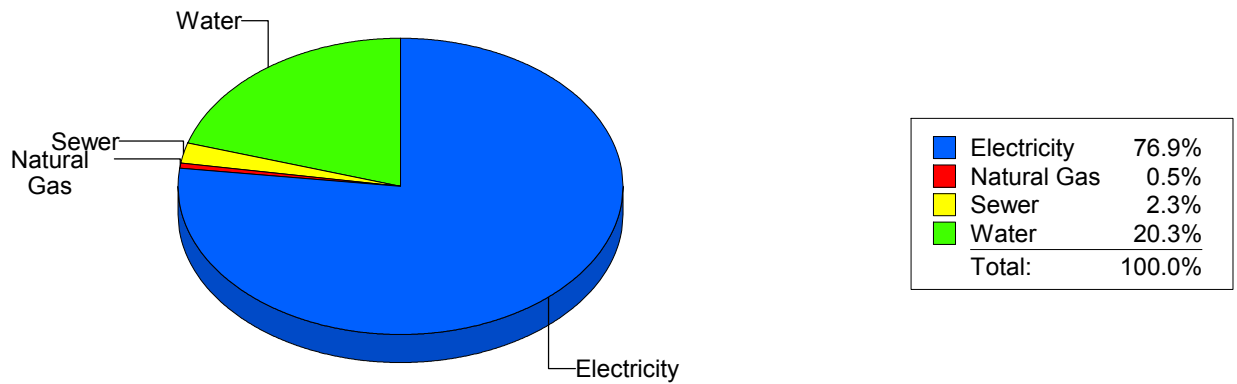
Cost Avoidance Program

Cost Summary Graph

Grouped by Energy Type

Energy Type	Use	Units	Meter Cost	Special Charges	Total Cost	Avg Unit Cost	% of Total Cost
Site: TOMLEA - TOM LEA							
Electricity	63,480	KWH	\$7,602.77	\$0.00	\$7,602.77	0.1198	76.90%
Natural Gas	23	CCF	\$45.94	\$0.00	\$45.94	1.9974	0.46%
Water	524	CCF	\$2,006.73	\$0.00	\$2,006.73	3.8296	20.30%
Sewer	68	CCF	\$230.82	\$0.00	\$230.82	3.3944	2.33%
Total Cost:			\$9,886.26	\$0.00	\$9,886.26		

For TOM LEA



Filters: Cost Center Name Not Equal To DoNotReport; Billing Period Equal To 201207All Meter CodesAll Group Names

el paso

Energy CAP

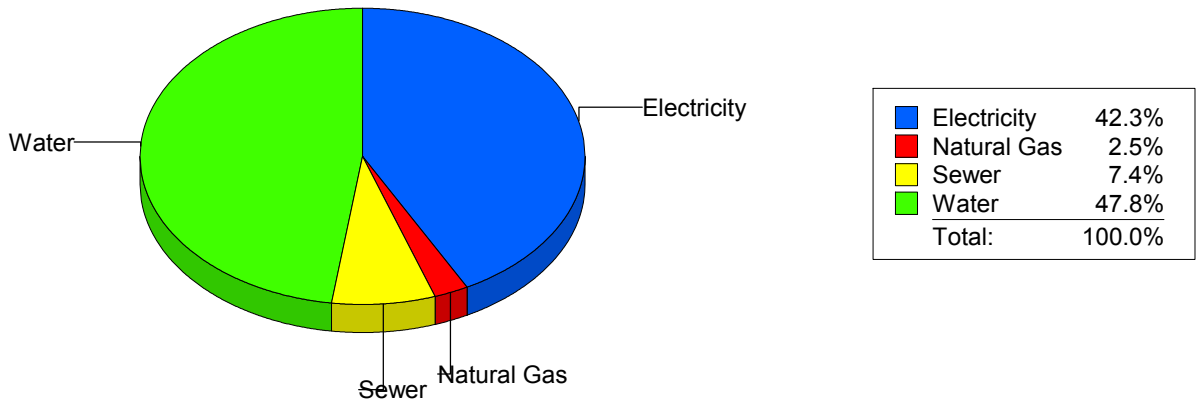
Cost Avoidance Program

Cost Summary Graph

Grouped by Energy Type

Energy Type	Use	Units	Meter Cost	Special Charges	Total Cost	Avg Unit Cost	% of Total Cost
Site: TRAVIS ELEMENTARY SC - TRAVIS ELEMENTARY SC							
Electricity	9,243	KWH	\$1,323.93	\$0.00	\$1,323.93	0.1432	42.31%
Natural Gas	10	CCF	\$77.92	\$0.00	\$77.92	7.7920	2.49%
Water	365	CCF	\$1,494.46	\$0.00	\$1,494.46	4.0944	47.76%
Sewer	90	CCF	\$232.97	\$0.00	\$232.97	2.5886	7.44%
Total Cost:			\$3,129.28	\$0.00	\$3,129.28		

For TRAVIS ELEMENTARY SC



Filters: Cost Center Name Not Equal To DoNotReport; Billing Period Equal To 201207All Meter CodesAll Group Names

elpaso

Energy CAP

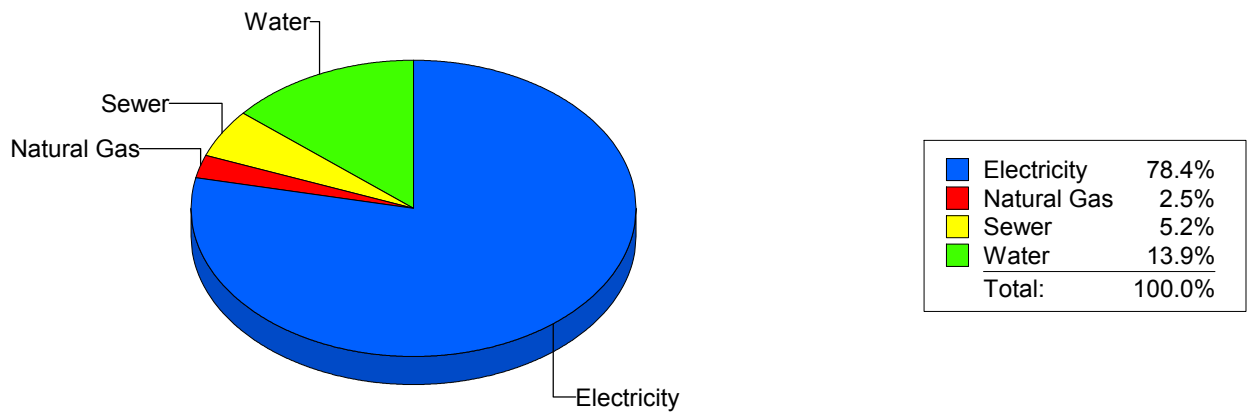
Cost Avoidance Program

Cost Summary Graph

Grouped by Energy Type

Energy Type	Use	Units	Meter Cost	Special Charges	Total Cost	Avg Unit Cost	% of Total Cost
Site: VILAS ELEMENTARY - VILAS ELEMENTARY							
Electricity	30,763	KWH	\$5,266.68	\$0.00	\$5,266.68	0.1712	78.45%
Natural Gas	26	CCF	\$165.62	\$0.00	\$165.62	6.3700	2.47%
Water	179	CCF	\$933.43	\$0.00	\$933.43	5.2147	13.90%
Sewer	62	CCF	\$348.07	\$0.00	\$348.07	5.6140	5.18%
Total Cost:			\$6,713.80	\$0.00	\$6,713.80		

For VILAS ELEMENTARY



Filters: Cost Center Name Not Equal To DoNotReport; Billing Period Equal To 201207All Meter CodesAll Group Names

el Paso

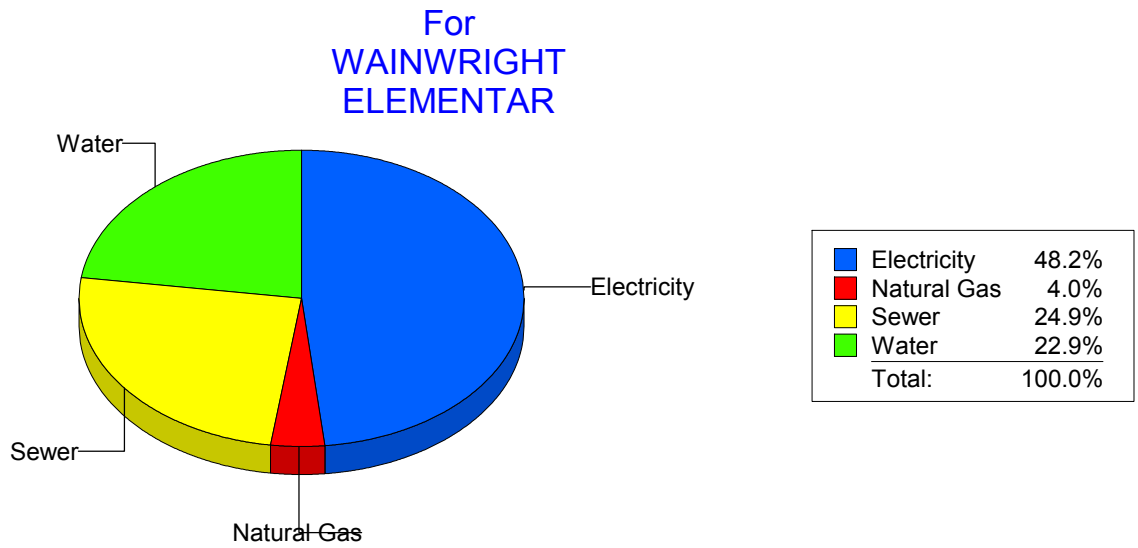
Energy CAP

Cost Avoidance Program

Cost Summary Graph

Grouped by Energy Type

Energy Type	Use	Units	Meter Cost	Special Charges	Total Cost	Avg Unit Cost	% of Total Cost
Site: WAINWRIGHT ELEMENTAR - WAINWRIGHT ELEMENTAR							
Electricity	11,204	KWH	\$1,352.44	\$0.00	\$1,352.44	0.1207	48.23%
Natural Gas	0	CCF	\$111.06	\$0.00	\$111.06	0.0000	3.96%
Water	151	CCF	\$641.30	\$0.00	\$641.30	4.2470	22.87%
Sewer	428	CCF	\$699.31	\$0.00	\$699.31	1.6339	24.94%
Total Cost:			\$2,804.11	\$0.00	\$2,804.11		



Filters: Cost Center Name Not Equal To DoNotReport; Billing Period Equal To 201207All Meter CodesAll Group Names

elpaso

Energy CAP

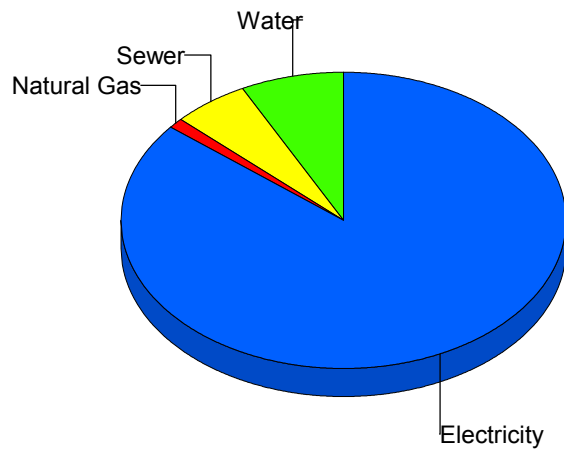
Cost Avoidance Program

Cost Summary Graph

Grouped by Energy Type

Energy Type	Use	Units	Meter Cost	Special Charges	Total Cost	Avg Unit Cost	% of Total Cost
Site: WESTERN HILLS ELEMEN - WESTERN HILLS ELEMEN							
Electricity	36,720	KWH	\$6,030.60	\$0.00	\$6,030.60	0.1642	85.74%
Natural Gas	125	CCF	\$88.45	\$0.00	\$88.45	0.7076	1.26%
Water	235	CCF	\$518.32	\$0.00	\$518.32	2.2056	7.37%
Sewer	87	CCF	\$396.39	\$0.00	\$396.39	4.5562	5.64%
Total Cost:			\$7,033.76	\$0.00	\$7,033.76		

For WESTERN HILLS ELEMEN



Electricity	85.7%
Natural Gas	1.3%
Sewer	5.6%
Water	7.4%
Total:	100.0%

Filters: Cost Center Name Not Equal To DoNotReport; Billing Period Equal To 201207All Meter CodesAll Group Names

elpaso

Energy CAP

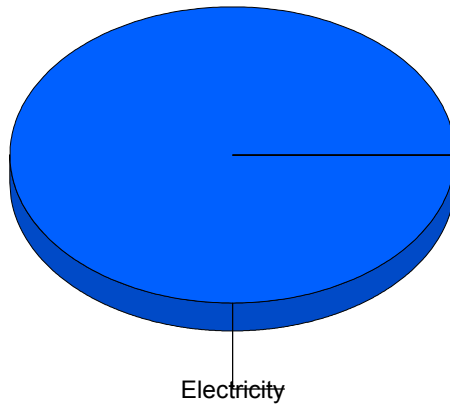
Cost Avoidance Program

Cost Summary Graph

Grouped by Energy Type

Energy Type	Use	Units	Meter Cost	Special Charges	Total Cost	Avg Unit Cost	% of Total Cost
Site: WESTSIDE TRANSPORTAT - WESTSIDE TRANSPORTAT							
Electricity		1,761 KWH	\$245.19	\$0.00	\$245.19	0.1392	100.00%
Total Cost:			\$245.19	\$0.00	\$245.19		

For WESTSIDE TRANSPORTAT



■ Electricity	100.0%
Total:	100.0%

Filters: Cost Center Name Not Equal To DoNotReport; Billing Period Equal To 201207All Meter CodesAll Group Names

el Paso

Energy CAP

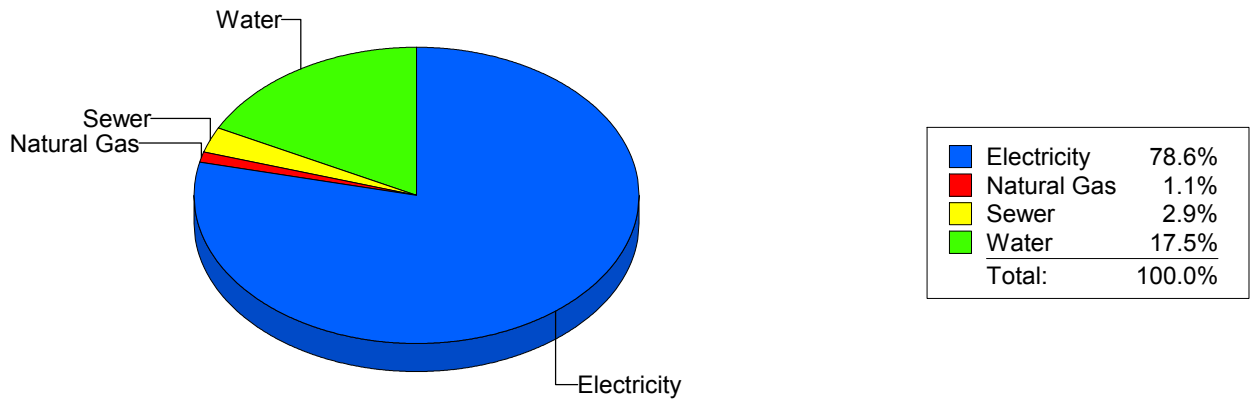
Cost Avoidance Program

Cost Summary Graph

Grouped by Energy Type

Energy Type	Use	Units	Meter Cost	Special Charges	Total Cost	Avg Unit Cost	% of Total Cost
Site: WHITAKER ELEMENTARY - WHITAKER ELEMENTARY							
Electricity	54,240	KWH	\$7,008.97	\$0.00	\$7,008.97	0.1292	78.56%
Natural Gas	139	CCF	\$95.53	\$0.00	\$95.53	0.6873	1.07%
Water	660	CCF	\$1,557.14	\$0.00	\$1,557.14	2.3593	17.45%
Sewer	90	CCF	\$259.64	\$0.00	\$259.64	2.8849	2.91%
Total Cost:			\$8,921.28	\$0.00	\$8,921.28		

For WHITAKER ELEMENTARY



Filters: Cost Center Name Not Equal To DoNotReport; Billing Period Equal To 201207All Meter CodesAll Group Names

el paso

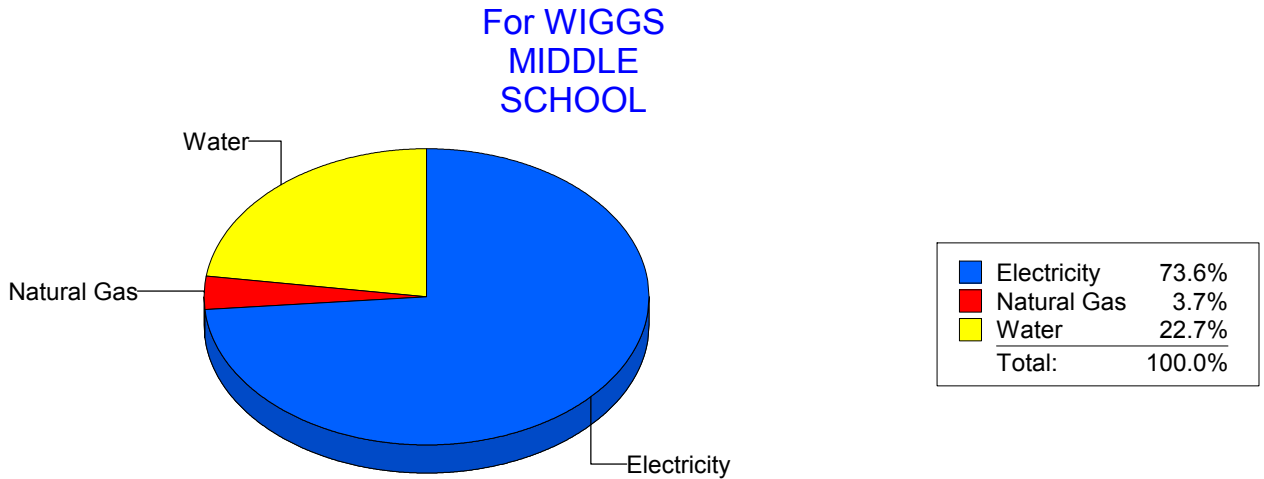
Energy CAP

Cost Avoidance Program

Cost Summary Graph

Grouped by Energy Type

Energy Type	Use	Units	Meter Cost	Special Charges	Total Cost	Avg Unit Cost	% of Total Cost
Site: WIGGS MIDDLE SCHOOL - WIGGS MIDDLE SCHOOL							
Electricity	20,820	KWH	\$2,591.16	\$0.00	\$2,591.16	0.1245	73.59%
Natural Gas	209	CCF	\$130.85	\$0.00	\$130.85	0.6261	3.72%
Water	314	CCF	\$799.03	\$0.00	\$799.03	2.5447	22.69%
Total Cost:			\$3,521.04	\$0.00	\$3,521.04		



Filters: Cost Center Name Not Equal To DoNotReport; Billing Period Equal To 201207All Meter CodesAll Group Names

elpaso

Energy CAP

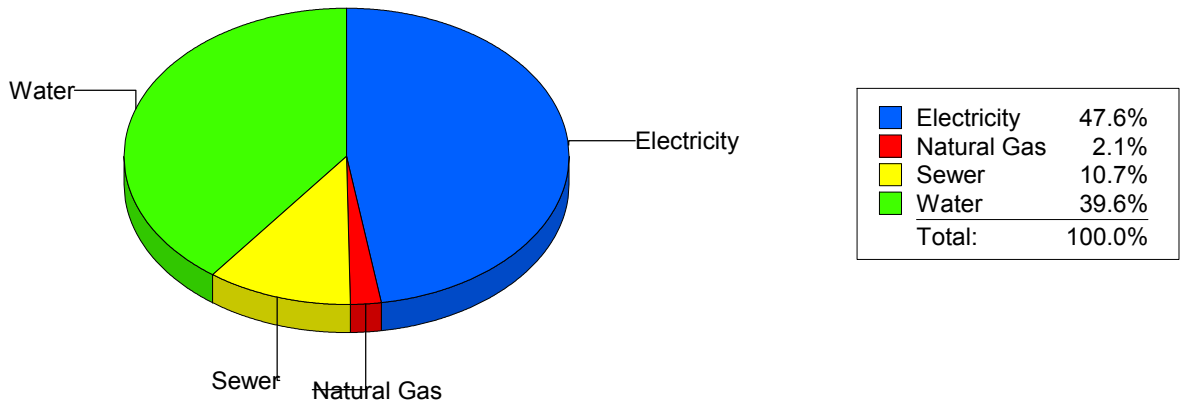
Cost Avoidance Program

Cost Summary Graph

Grouped by Energy Type

Energy Type	Use	Units	Meter Cost	Special Charges	Total Cost	Avg Unit Cost	% of Total Cost
Site: ZACH WHITE ELEMENTAR - ZACH WHITE ELEMENTAR							
Electricity	15,600	KWH	\$1,659.17	\$0.00	\$1,659.17	0.1064	47.58%
Natural Gas	0	CCF	\$74.04	\$0.00	\$74.04	0.0000	2.12%
Water	501	CCF	\$1,380.80	\$0.00	\$1,380.80	2.7561	39.59%
Sewer	79	CCF	\$373.45	\$0.00	\$373.45	4.7272	10.71%
Total Cost:			\$3,487.46	\$0.00	\$3,487.46		

For ZACH WHITE ELEMENTAR



Filters: Cost Center Name Not Equal To DoNotReport; Billing Period Equal To 201207All Meter CodesAll Group Names

el paso

Energy CAP

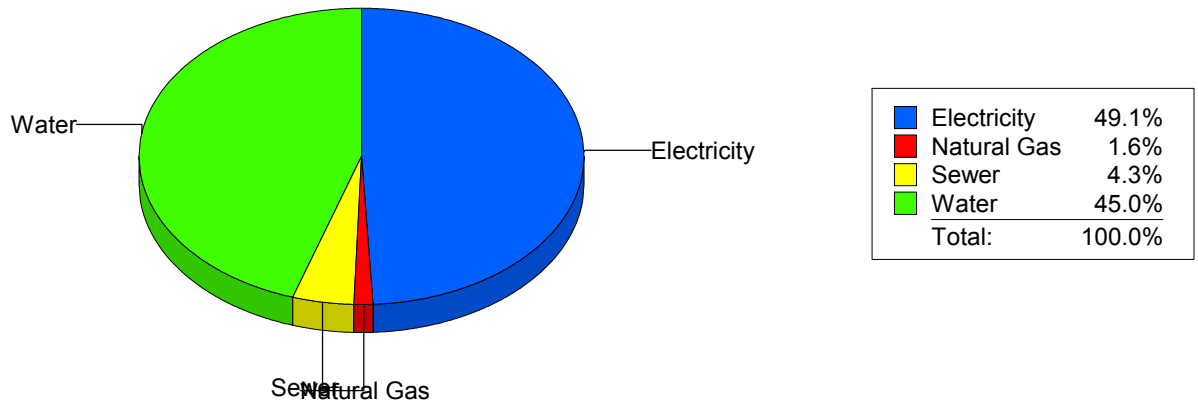
Cost Avoidance Program

Cost Summary Graph

Grouped by Energy Type

Energy Type	Use	Units	Meter Cost	Special Charges	Total Cost	Avg Unit Cost	% of Total Cost
Site: ZAVALA ELEMENTARY SC - ZAVALA ELEMENTARY SC							
Electricity	13,504	KWH	\$1,451.07	\$0.00	\$1,451.07	0.1075	49.05%
Natural Gas	28	CCF	\$47.88	\$0.00	\$47.88	1.7100	1.62%
Water	312	CCF	\$1,332.30	\$0.00	\$1,332.30	4.2702	45.04%
Sewer	48	CCF	\$126.99	\$0.00	\$126.99	2.6456	4.29%
Total Cost:			\$2,958.24	\$0.00	\$2,958.24		

For ZAVALA
ELEMENTARY
SC



Filters: Cost Center Name Not Equal To DoNotReport; Billing Period Equal To 201207All Meter CodesAll Group Names

elpaso

Energy CAP

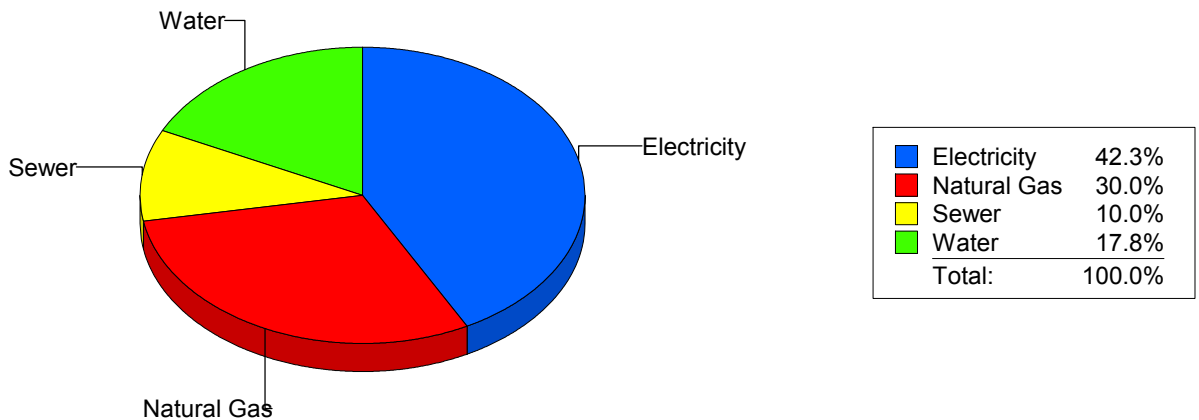
Cost Avoidance Program

Cost Summary Graph

Grouped by Energy Type

Energy Type	Use	Units	Meter Cost	Special Charges	Total Cost	Avg Unit Cost	% of Total Cost
Site: ZUNI COTTAGES - ZUNI COTTAGES							
Electricity		594 KWH	\$104.45	\$0.00	\$104.45	0.1758	42.26%
Natural Gas		0 CCF	\$74.04	\$0.00	\$74.04	0.0000	29.95%
Water		12 CCF	\$43.94	\$0.00	\$43.94	3.6617	17.78%
Sewer		3 CCF	\$24.75	\$0.00	\$24.75	8.2500	10.01%
Total Cost:			\$247.18	\$0.00	\$247.18		

For ZUNI COTTAGES



Filters: Cost Center Name Not Equal To DoNotReport; Billing Period Equal To 201207All Meter CodesAll Group Names

el Paso

Energy CAP

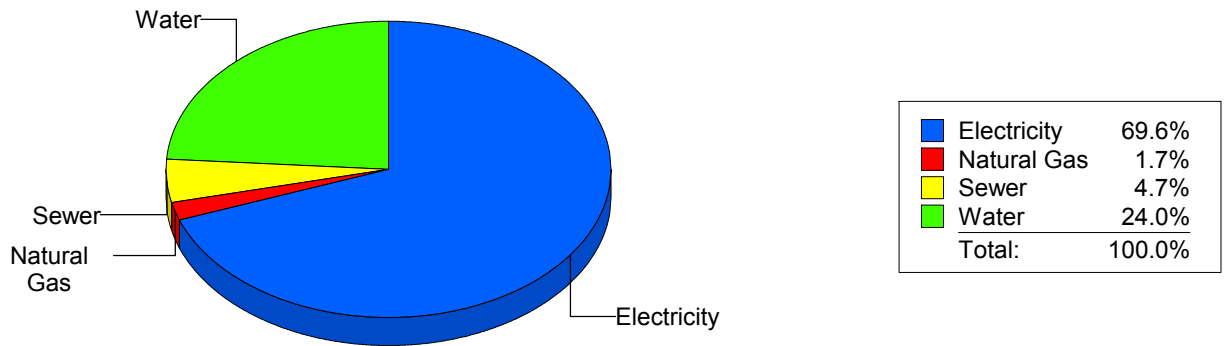
Cost Avoidance Program

Cost Summary Graph

Grouped by Energy Type

Energy Type	Use	Units	Meter Cost	Special Charges	Total Cost	Avg Unit Cost	% of Total Cost
All Sites							
Electricity	4,629,650	KWH	\$582,170.85	\$0.00	\$582,170.85	0.1257	69.57%
Natural Gas	16,174	CCF	\$14,638.03	\$0.00	\$14,638.03	0.9050	1.75%
Water	71,575	CCF	\$200,921.22	\$0.00	\$200,921.22	2.8071	24.01%
Sewer	16,490	CCF	\$39,031.37	\$0.00	\$39,031.37	2.3670	4.66%
Total Cost:			\$836,761.47	\$0.00	\$836,761.47		

For All Sites



Filters: Cost Center Name Not Equal To DoNotReport; Billing Period Equal To 201207All Meter CodesAll Group Names