

elpaso

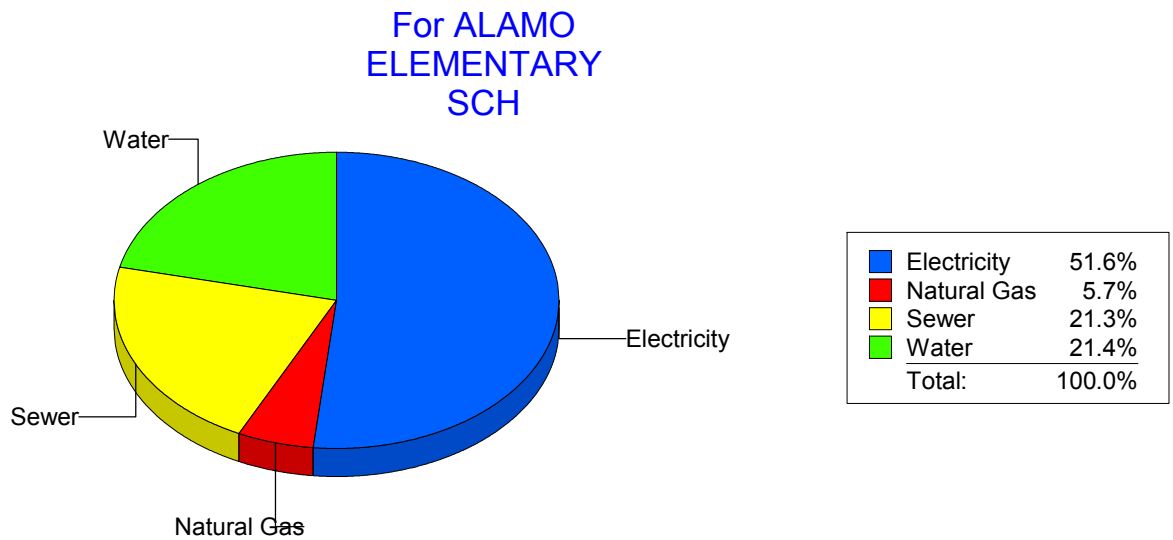
Energy CAP

Cost Avoidance Program

Cost Summary Graph

Grouped by Energy Type

Energy Type	Use	Units	Meter Cost	Special Charges	Total Cost	Avg Unit Cost	% of Total Cost
Site: ALAMO ELEMENTARY SCH - ALAMO ELEMENTARY SCH							
Electricity	2,500	KWH	\$301.61	\$0.00	\$301.61	0.1206	51.58%
Natural Gas	0	CCF	\$33.38	\$0.00	\$33.38	0.0000	5.71%
Water	0	CCF	\$125.26	\$0.00	\$125.26	0.0000	21.42%
Sewer	0	CCF	\$124.48	\$0.00	\$124.48	0.0000	21.29%
Total Cost:			\$584.73	\$0.00	\$584.73		



Filters: Cost Center Name Not Equal To DoNotReport; Billing Period Equal To 201007

elpaso

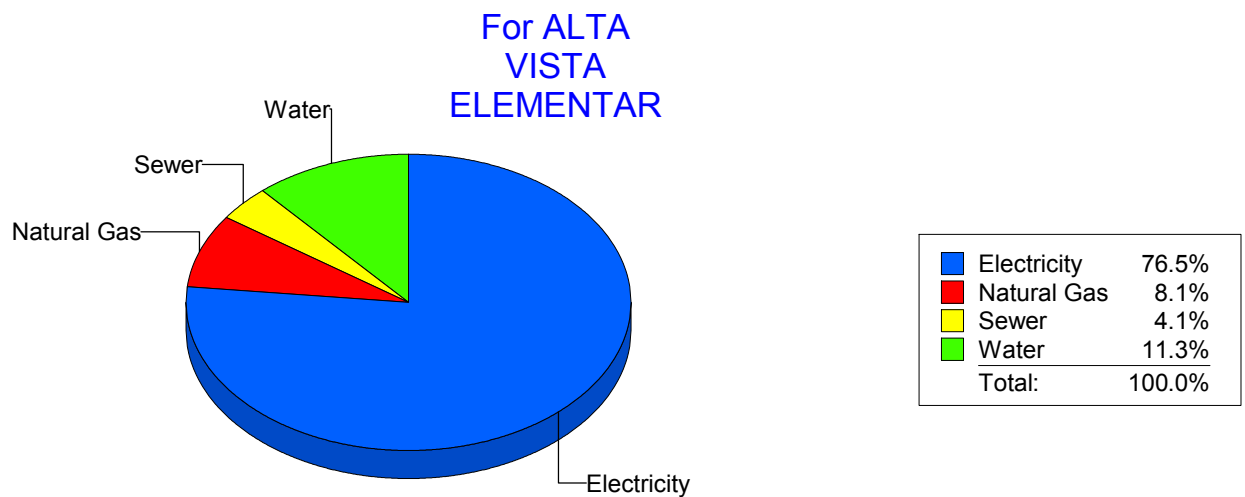
Energy CAP

Cost Avoidance Program

Cost Summary Graph

Grouped by Energy Type

Energy Type	Use	Units	Meter Cost	Special Charges	Total Cost	Avg Unit Cost	% of Total Cost
Site: ALTA VISTA ELEMENTAR - ALTA VISTA ELEMENTAR							
Electricity	12,000	KWH	\$3,316.22	\$0.00	\$3,316.22	0.2764	76.54%
Natural Gas	436	CCF	\$349.07	\$0.00	\$349.07	0.8006	8.06%
Water	213	CCF	\$488.48	\$0.00	\$488.48	2.2933	11.27%
Sewer	92	CCF	\$179.08	\$0.00	\$179.08	1.9465	4.13%
Total Cost:			\$4,332.85	\$0.00	\$4,332.85		



Filters: Cost Center Name Not Equal To DoNotReport; Billing Period Equal To 201007

el Paso

Energy CAP

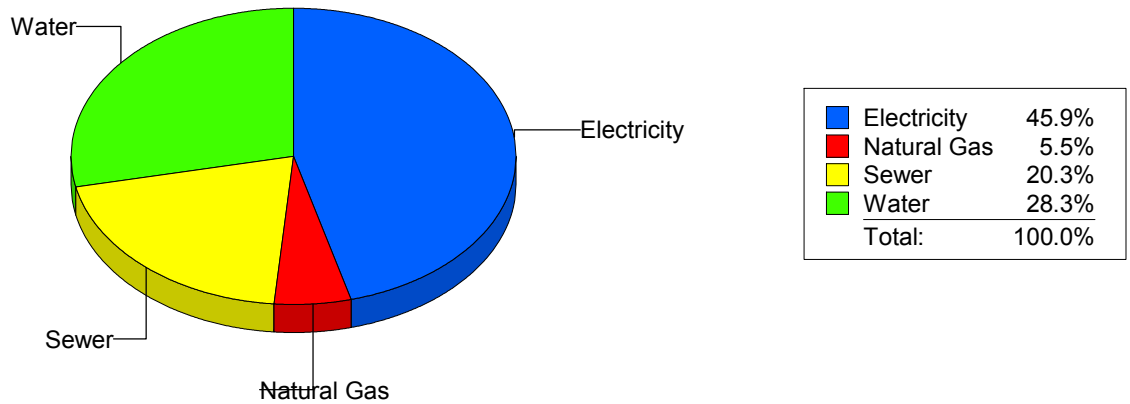
Cost Avoidance Program

Cost Summary Graph

Grouped by Energy Type

Energy Type	Use	Units	Meter Cost	Special Charges	Total Cost	Avg Unit Cost	% of Total Cost
Site: ANDRESS HIGH SCHOOL - ANDRESS HIGH SCHOOL							
Electricity	41,842	KWH	\$3,799.01	\$0.00	\$3,799.01	0.0908	45.88%
Natural Gas	530	CCF	\$454.82	\$0.00	\$454.82	0.8582	5.49%
Water	1,530	CCF	\$2,343.69	\$0.00	\$2,343.69	1.5318	28.30%
Sewer	1,217	CCF	\$1,683.20	\$0.00	\$1,683.20	1.3831	20.33%
Total Cost:			\$8,280.72	\$0.00	\$8,280.72		

For ANDRESS
HIGH SCHOOL



Filters: Cost Center Name Not Equal To DoNotReport; Billing Period Equal To 201007

elpaso

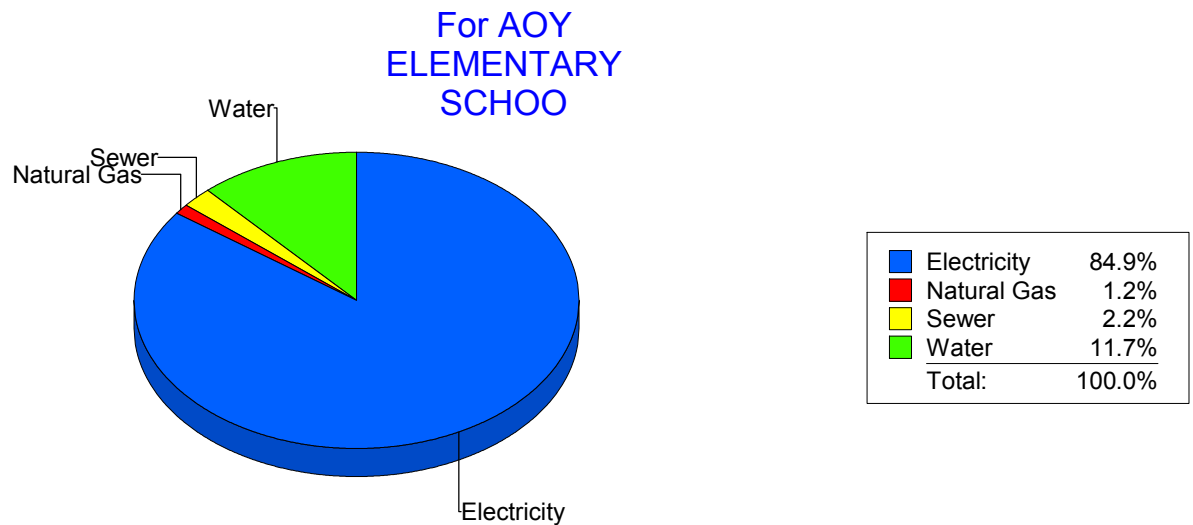
Energy CAP

Cost Avoidance Program

Cost Summary Graph

Grouped by Energy Type

Energy Type	Use	Units	Meter Cost	Special Charges	Total Cost	Avg Unit Cost	% of Total Cost
Site: AOY ELEMENTARY SCHOO - AOY ELEMENTARY SCHOO							
Electricity	90,127	KWH	\$13,568.52	\$0.00	\$13,568.52	0.1505	84.86%
Natural Gas	203	CCF	\$195.98	\$0.00	\$195.98	0.9654	1.23%
Water	416	CCF	\$1,866.76	\$0.00	\$1,866.76	4.4874	11.68%
Sewer	76	CCF	\$357.95	\$0.00	\$357.95	4.7099	2.24%
Total Cost:			\$15,989.21	\$0.00	\$15,989.21		



Filters: Cost Center Name Not Equal To DoNotReport; Billing Period Equal To 201007

elpaso

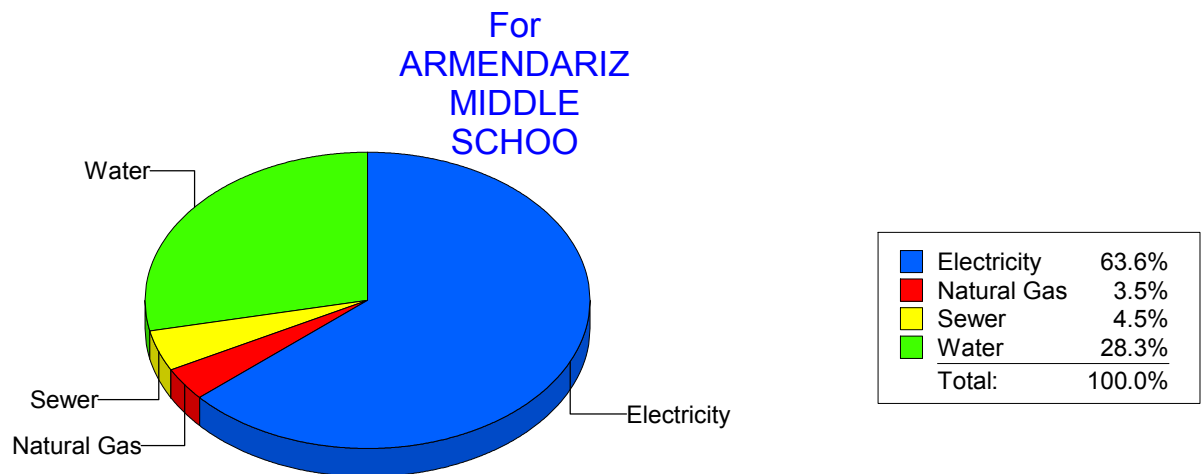
Energy CAP

Cost Avoidance Program

Cost Summary Graph

Grouped by Energy Type

Energy Type	Use	Units	Meter Cost	Special Charges	Total Cost	Avg Unit Cost	% of Total Cost
Site: ARMENDARIZ MIDDLE SCHOO - ARMENDARIZ MIDDLE SCHOO							
Electricity	48,000	KWH	\$6,821.83	\$0.00	\$6,821.83	0.1421	63.62%
Natural Gas	514	CCF	\$378.06	\$0.00	\$378.06	0.7355	3.53%
Water	1,341	CCF	\$3,039.30	\$0.00	\$3,039.30	2.2664	28.34%
Sewer	214	CCF	\$483.73	\$0.00	\$483.73	2.2604	4.51%
Total Cost:			\$10,722.92	\$0.00	\$10,722.92		



Filters: Cost Center Name Not Equal To DoNotReport; Billing Period Equal To 201007

elpaso

Energy CAP

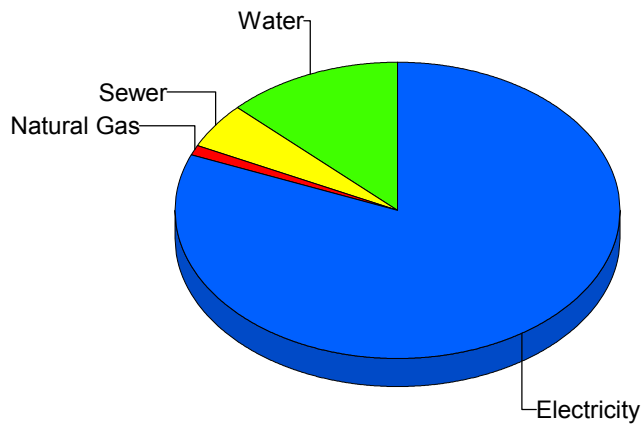
Cost Avoidance Program

Cost Summary Graph

Grouped by Energy Type

Energy Type	Use	Units	Meter Cost	Special Charges	Total Cost	Avg Unit Cost	% of Total Cost
Site: AUSTIN HIGH SCHOOL - AUSTIN HIGH SCHOOL							
Electricity	179,171	KWH	\$17,547.29	\$0.00	\$17,547.29	0.0979	81.15%
Natural Gas	245	CCF	\$253.01	\$0.00	\$253.01	1.0327	1.17%
Water	933	CCF	\$2,778.28	\$0.00	\$2,778.28	2.9778	12.85%
Sewer	391	CCF	\$1,044.95	\$0.00	\$1,044.95	2.6725	4.83%
Total Cost:			\$21,623.53	\$0.00	\$21,623.53		

For AUSTIN
HIGH SCHOOL



Electricity	81.1%
Natural Gas	1.2%
Sewer	4.8%
Water	12.8%
Total:	100.0%

Filters: Cost Center Name Not Equal To DoNotReport; Billing Period Equal To 201007

elpaso

Energy CAP

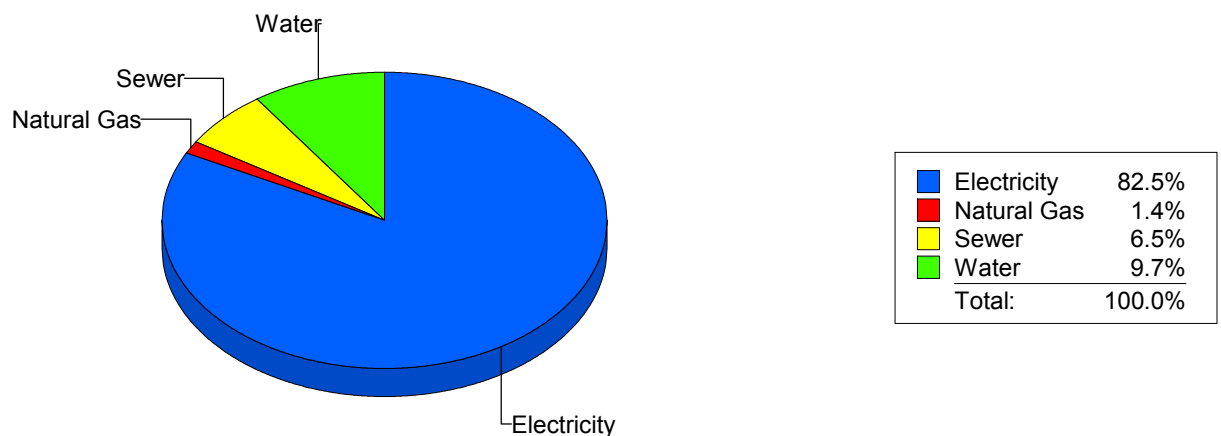
Cost Avoidance Program

Cost Summary Graph

Grouped by Energy Type

Energy Type	Use	Units	Meter Cost	Special Charges	Total Cost	Avg Unit Cost	% of Total Cost
Site: BARRON - BARRON							
Electricity	28,512 KWH		\$4,115.55	\$0.00	\$4,115.55	0.1443	82.47%
Natural Gas	6 CCF		\$70.24	\$0.00	\$70.24	11.7067	1.41%
Water	32 CCF		\$481.91	\$0.00	\$481.91	15.0597	9.66%
Sewer	69 CCF		\$322.82	\$0.00	\$322.82	4.6786	6.47%
Total Cost:			\$4,990.52	\$0.00	\$4,990.52		

For BARRON



Filters: Cost Center Name Not Equal To DoNotReport; Billing Period Equal To 201007

elpaso

Energy CAP

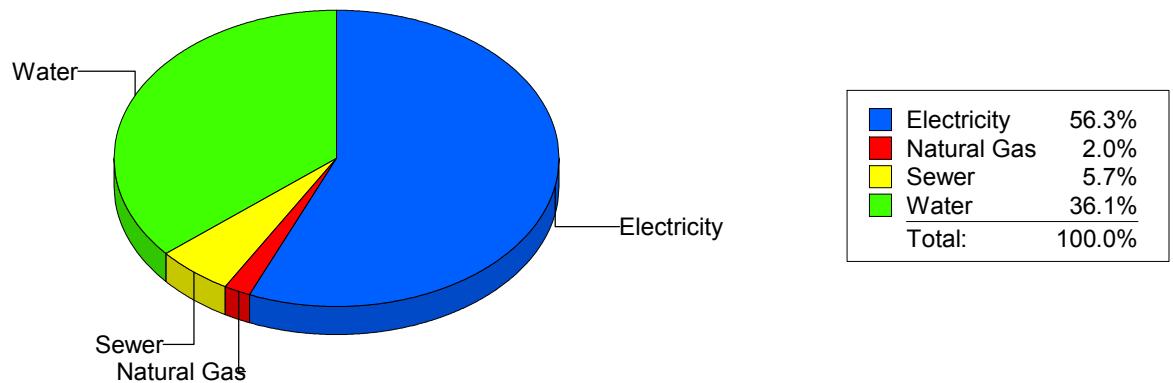
Cost Avoidance Program

Cost Summary Graph

Grouped by Energy Type

Energy Type	Use	Units	Meter Cost	Special Charges	Total Cost	Avg Unit Cost	% of Total Cost
Site: BASSET MIDDLE SCHOOL - BASSET MIDDLE SCHOOL							
Electricity	44,411	KWH	\$5,051.40	\$0.00	\$5,051.40	0.1137	56.27%
Natural Gas	134	CCF	\$179.59	\$0.00	\$179.59	1.3402	2.00%
Water	1,199	CCF	\$3,238.39	\$0.00	\$3,238.39	2.7009	36.07%
Sewer	292	CCF	\$508.45	\$0.00	\$508.45	1.7413	5.66%
Total Cost:			\$8,977.83	\$0.00	\$8,977.83		

For BASSET
MIDDLE
SCHOOL



Filters: Cost Center Name Not Equal To DoNotReport; Billing Period Equal To 201007

elpaso

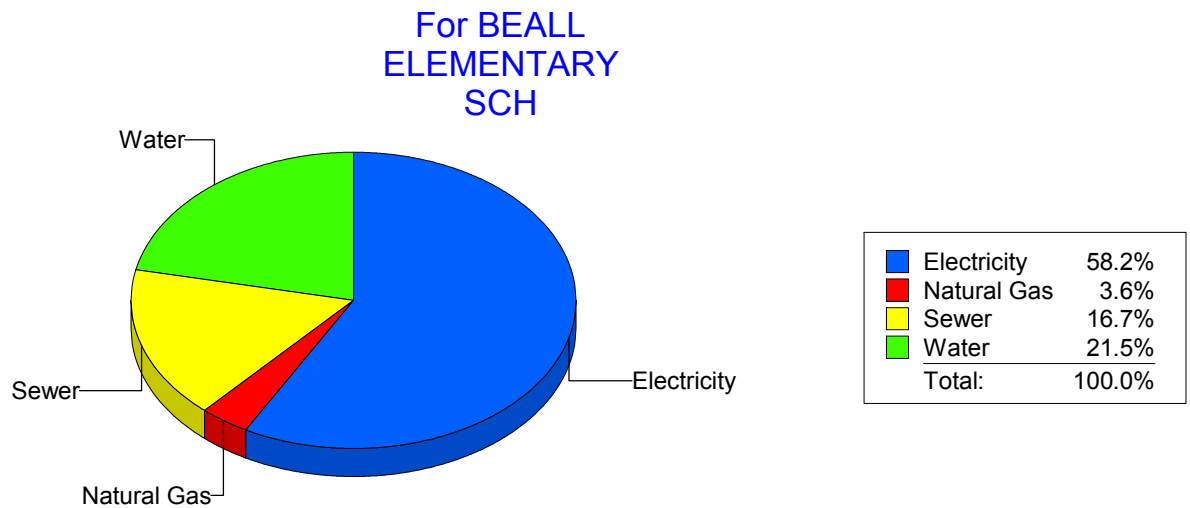
Energy CAP

Cost Avoidance Program

Cost Summary Graph

Grouped by Energy Type

Energy Type	Use	Units	Meter Cost	Special Charges	Total Cost	Avg Unit Cost	% of Total Cost
Site: BEALL ELEMENTARY SCH - BEALL ELEMENTARY SCH							
Electricity	6,560	KWH	\$855.23	\$0.00	\$855.23	0.1304	58.16%
Natural Gas	34	CCF	\$53.07	\$0.00	\$53.07	1.5609	3.61%
Water	132	CCF	\$316.59	\$0.00	\$316.59	2.3984	21.53%
Sewer	85	CCF	\$245.56	\$0.00	\$245.56	2.8889	16.70%
Total Cost:			\$1,470.45	\$0.00	\$1,470.45		



Filters: Cost Center Name Not Equal To DoNotReport; Billing Period Equal To 201007

elpaso

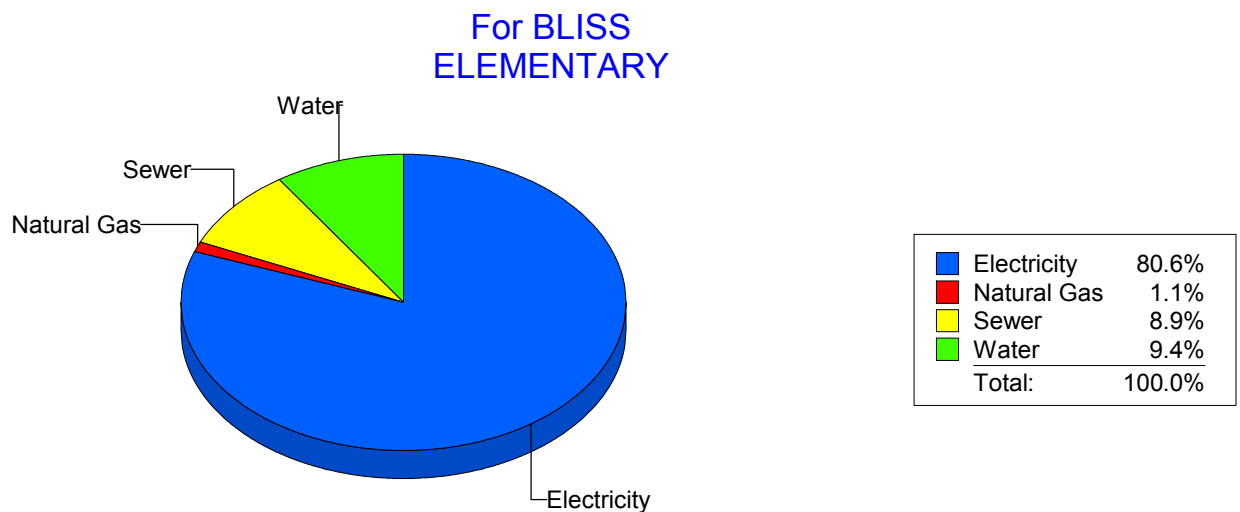
Energy CAP

Cost Avoidance Program

Cost Summary Graph

Grouped by Energy Type

Energy Type	Use	Units	Meter Cost	Special Charges	Total Cost	Avg Unit Cost	% of Total Cost
Site: BLISS ELEMENTARY - BLISS ELEMENTARY							
Electricity	6,400	KWH	\$2,159.38	\$0.00	\$2,159.38	0.3374	80.64%
Natural Gas	29	CCF	\$29.17	\$0.00	\$29.17	1.0059	1.09%
Water	87	CCF	\$251.34	\$0.00	\$251.34	2.8890	9.39%
Sewer	79	CCF	\$237.94	\$0.00	\$237.94	3.0119	8.89%
Total Cost:			\$2,677.83	\$0.00	\$2,677.83		



Filters: Cost Center Name Not Equal To DoNotReport; Billing Period Equal To 201007

elpaso

Energy CAP

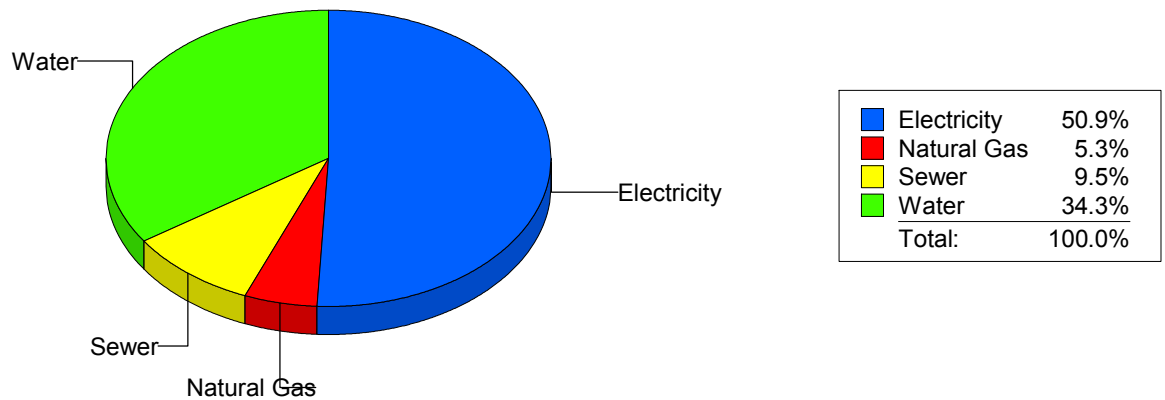
Cost Avoidance Program

Cost Summary Graph

Grouped by Energy Type

Energy Type	Use	Units	Meter Cost	Special Charges	Total Cost	Avg Unit Cost	% of Total Cost
Site: BOND - BOND ELEMENTARY							
Electricity	10,587	KWH	\$1,803.20	\$0.00	\$1,803.20	0.1703	50.88%
Natural Gas	190	CCF	\$186.79	\$0.00	\$186.79	0.9831	5.27%
Water	460	CCF	\$1,216.99	\$0.00	\$1,216.99	2.6456	34.34%
Sewer	157	CCF	\$337.00	\$0.00	\$337.00	2.1465	9.51%
Total Cost:			\$3,543.98	\$0.00	\$3,543.98		

For BOND
ELEMENTARY



Filters: Cost Center Name Not Equal To DoNotReport; Billing Period Equal To 201007

elpaso

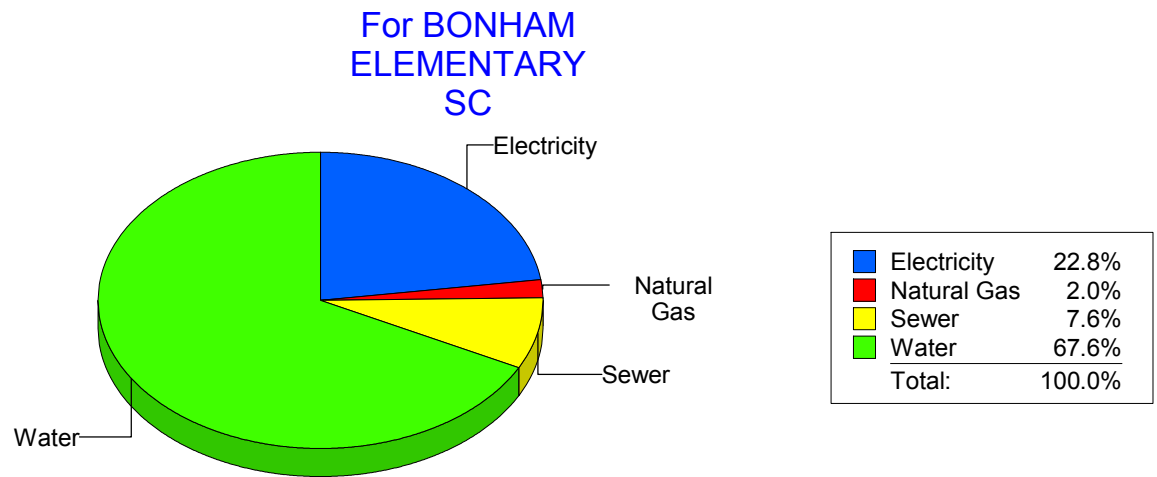
Energy CAP

Cost Avoidance Program

Cost Summary Graph

Grouped by Energy Type

Energy Type	Use	Units	Meter Cost	Special Charges	Total Cost	Avg Unit Cost	% of Total Cost
Site: BONHAM ELEMENTARY SC - BONHAM ELEMENTARY SC							
Electricity	5,750	KWH	\$839.27	\$0.00	\$839.27	0.1460	22.82%
Natural Gas	9	CCF	\$71.97	\$0.00	\$71.97	7.9967	1.96%
Water	673	CCF	\$2,487.24	\$0.00	\$2,487.24	3.6958	67.63%
Sewer	124	CCF	\$279.31	\$0.00	\$279.31	2.2525	7.59%
Total Cost:			\$3,677.79	\$0.00	\$3,677.79		



Filters: Cost Center Name Not Equal To DoNotReport; Billing Period Equal To 201007

elpaso

Energy CAP

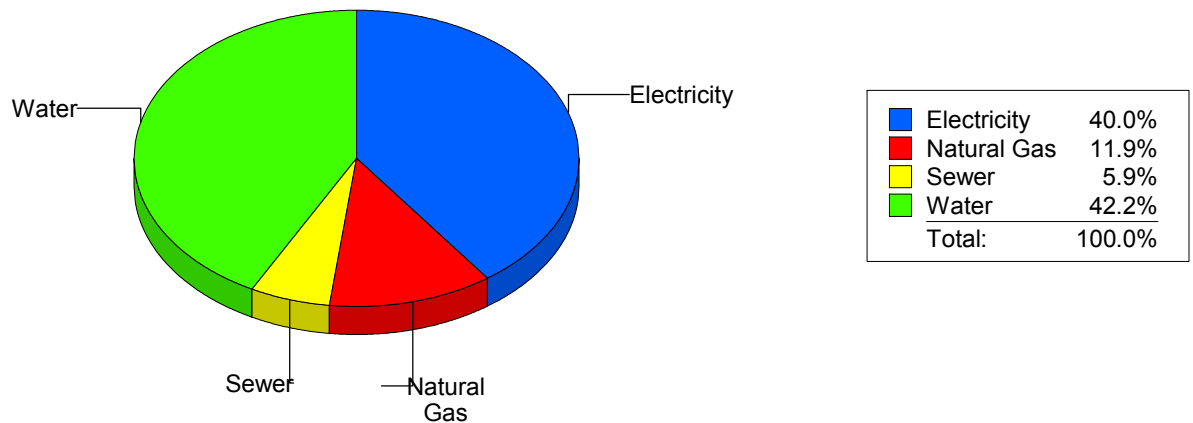
Cost Avoidance Program

Cost Summary Graph

Grouped by Energy Type

Energy Type	Use	Units	Meter Cost	Special Charges	Total Cost	Avg Unit Cost	% of Total Cost
Site: BOWIE HIGH SCHOOL - BOWIE HIGH SCHOOL							
Electricity	94,652	KWH	\$6,786.90	\$0.00	\$6,786.90	0.0717	39.97%
Natural Gas	2,916	CCF	\$2,027.80	\$0.00	\$2,027.80	0.6954	11.94%
Water	6,582	CCF	\$7,162.28	\$0.00	\$7,162.28	1.0882	42.19%
Sewer	464	CCF	\$1,001.08	\$0.00	\$1,001.08	2.1575	5.90%
Total Cost:			\$16,978.06	\$0.00	\$16,978.06		

For BOWIE
HIGH SCHOOL



Filters: Cost Center Name Not Equal To DoNotReport; Billing Period Equal To 201007

elpaso

Energy CAP

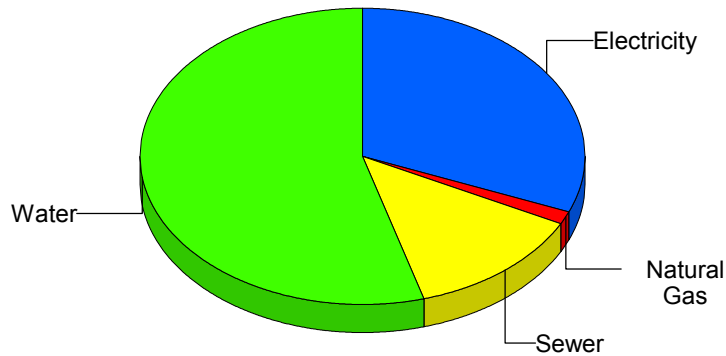
Cost Avoidance Program

Cost Summary Graph

Grouped by Energy Type

Energy Type	Use	Units	Meter Cost	Special Charges	Total Cost	Avg Unit Cost	% of Total Cost
Site: BRADLEY ELEMENTARY - BRADLEY ELEMENTARY							
Electricity	8,500	KWH	\$924.47	\$0.00	\$924.47	0.1088	30.99%
Natural Gas	18	CCF	\$43.81	\$0.00	\$43.81	2.4339	1.47%
Water	503	CCF	\$1,626.69	\$0.00	\$1,626.69	3.2340	54.52%
Sewer	139	CCF	\$388.48	\$0.00	\$388.48	2.7948	13.02%
Total Cost:			\$2,983.45	\$0.00	\$2,983.45		

For BRADLEY
ELEMENTARY



Electricity	31.0%
Natural Gas	1.5%
Sewer	13.0%
Water	54.5%
Total:	100.0%

Filters: Cost Center Name Not Equal To DoNotReport; Billing Period Equal To 201007

elpaso

Energy CAP

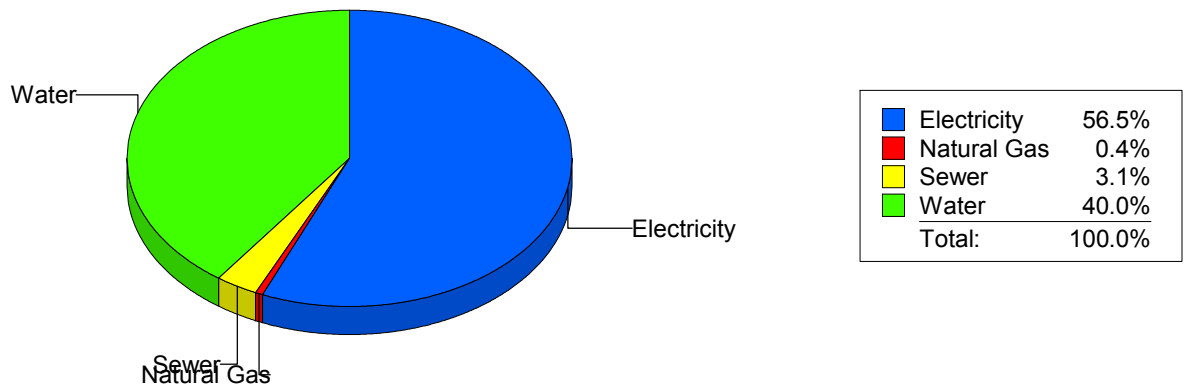
Cost Avoidance Program

Cost Summary Graph

Grouped by Energy Type

Energy Type	Use	Units	Meter Cost	Special Charges	Total Cost	Avg Unit Cost	% of Total Cost
Site: BROWN MIDDLE SCHOOL - BROWN MIDDLE SCHOOL							
Electricity	100,000	KWH	\$11,820.16	\$0.00	\$11,820.16	0.1182	56.50%
Natural Gas	73	CCF	\$75.66	\$0.00	\$75.66	1.0364	0.36%
Water	2,199	CCF	\$8,369.86	\$0.00	\$8,369.86	3.8062	40.00%
Sewer	350	CCF	\$656.45	\$0.00	\$656.45	1.8756	3.14%
Total Cost:			\$20,922.13	\$0.00	\$20,922.13		

For BROWN
MIDDLE
SCHOOL



Filters: Cost Center Name Not Equal To DoNotReport; Billing Period Equal To 201007

elpaso

Energy CAP

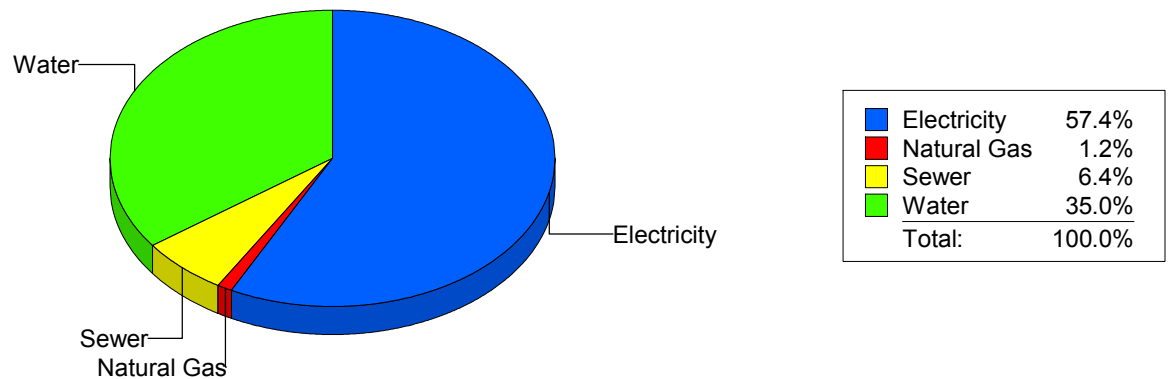
Cost Avoidance Program

Cost Summary Graph

Grouped by Energy Type

Energy Type	Use	Units	Meter Cost	Special Charges	Total Cost	Avg Unit Cost	% of Total Cost
Site: BURGESS HIGH SCHOOL - BURGESS HIGH SCHOOL							
Electricity	80,665	KWH	\$9,968.30	\$0.00	\$9,968.30	0.1236	57.43%
Natural Gas	217	CCF	\$205.81	\$0.00	\$205.81	0.9484	1.19%
Water	2,274	CCF	\$6,069.59	\$0.00	\$6,069.59	2.6691	34.97%
Sewer	711	CCF	\$1,114.92	\$0.00	\$1,114.92	1.5681	6.42%
Total Cost:			\$17,358.62	\$0.00	\$17,358.62		

For BURGESS
HIGH SCHOOL



Filters: Cost Center Name Not Equal To DoNotReport; Billing Period Equal To 201007

elpaso

Energy CAP

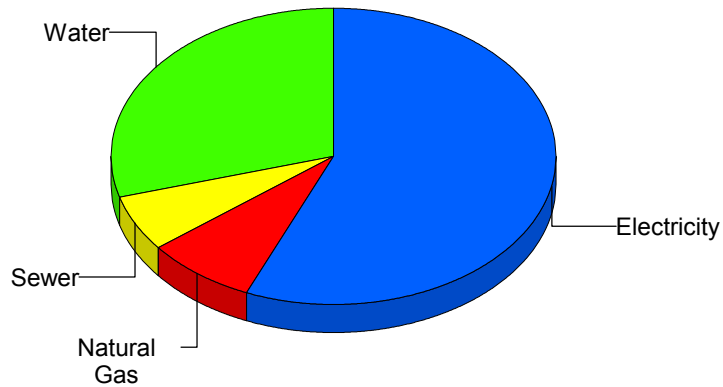
Cost Avoidance Program

Cost Summary Graph

Grouped by Energy Type

Energy Type	Use	Units	Meter Cost	Special Charges	Total Cost	Avg Unit Cost	% of Total Cost
Site: BURLESON ELEMENTARY - BURLESON ELEMENTARY							
Electricity	11,971	KWH	\$1,907.80	\$0.00	\$1,907.80	0.1594	56.48%
Natural Gas	220	CCF	\$272.47	\$0.00	\$272.47	1.2385	8.07%
Water	420	CCF	\$992.96	\$0.00	\$992.96	2.3642	29.40%
Sewer	63	CCF	\$204.49	\$0.00	\$204.49	3.2459	6.05%
Total Cost:			\$3,377.72	\$0.00	\$3,377.72		

For
BURLESON
ELEMENTARY



Electricity	56.5%
Natural Gas	8.1%
Sewer	6.1%
Water	29.4%
Total:	100.0%

Filters: Cost Center Name Not Equal To DoNotReport; Billing Period Equal To 201007

elpaso

Energy CAP

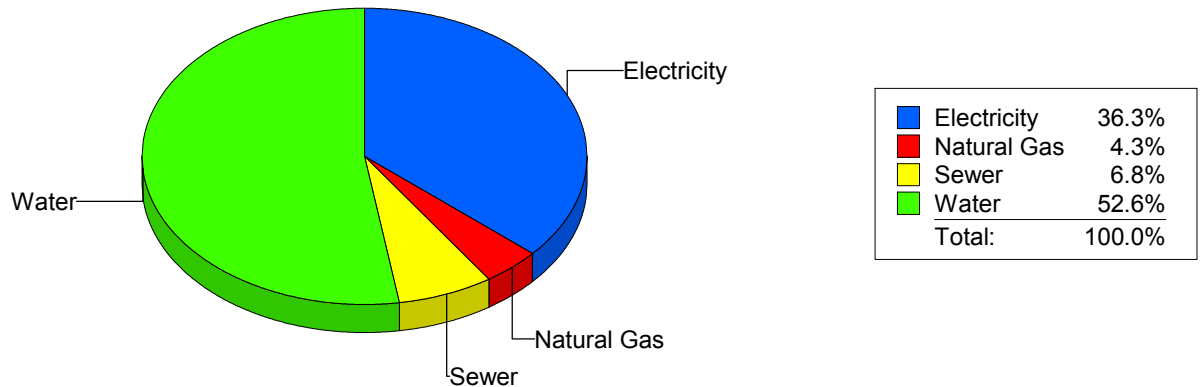
Cost Avoidance Program

Cost Summary Graph

Grouped by Energy Type

Energy Type	Use	Units	Meter Cost	Special Charges	Total Cost	Avg Unit Cost	% of Total Cost
Site: BURNET ELEMENTARY - BURNET ELEMENTARY							
Electricity	8,251	KWH	\$1,049.21	\$0.00	\$1,049.21	0.1272	36.33%
Natural Gas	98	CCF	\$123.63	\$0.00	\$123.63	1.2615	4.28%
Water	458	CCF	\$1,519.18	\$0.00	\$1,519.18	3.3170	52.61%
Sewer	105	CCF	\$195.59	\$0.00	\$195.59	1.8628	6.77%
Total Cost:			\$2,887.61	\$0.00	\$2,887.61		

For BURNET
ELEMENTARY



Filters: Cost Center Name Not Equal To DoNotReport; Billing Period Equal To 201007

elpaso

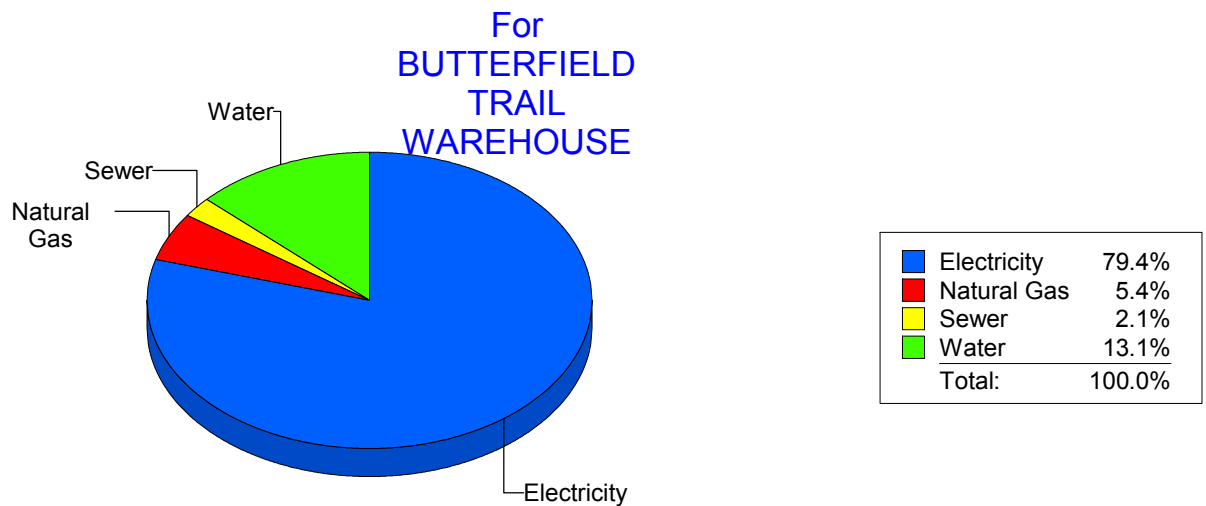
Energy CAP

Cost Avoidance Program

Cost Summary Graph

Grouped by Energy Type

Energy Type	Use	Units	Meter Cost	Special Charges	Total Cost	Avg Unit Cost	% of Total Cost
Site: BUTTERFIELDTRAILWAREHOUSE - BUTTERFIELD TRAIL WAREHOUSE							
Electricity	4,700	KWH	\$677.81	\$0.00	\$677.81	0.1442	79.41%
Natural Gas	22	CCF	\$46.12	\$0.00	\$46.12	2.0964	5.40%
Water	25	CCF	\$111.82	\$0.00	\$111.82	4.4728	13.10%
Sewer	4	CCF	\$17.78	\$0.00	\$17.78	4.4450	2.08%
Total Cost:			\$853.53	\$0.00	\$853.53		



Filters: Cost Center Name Not Equal To DoNotReport; Billing Period Equal To 201007

elpaso

Energy CAP

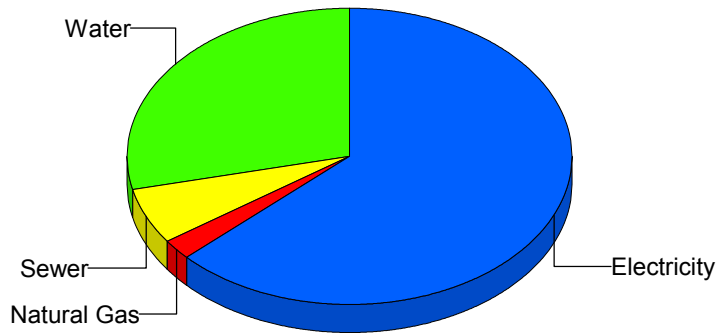
Cost Avoidance Program

Cost Summary Graph

Grouped by Energy Type

Energy Type	Use	Units	Meter Cost	Special Charges	Total Cost	Avg Unit Cost	% of Total Cost
Site: CANYON HILLS MIDDLE - CANYON HILLS MIDDLE							
Electricity	40,603	KWH	\$5,532.35	\$0.00	\$5,532.35	0.1363	63.01%
Natural Gas	215	CCF	\$204.41	\$0.00	\$204.41	0.9507	2.33%
Water	587	CCF	\$2,512.00	\$0.00	\$2,512.00	4.2794	28.61%
Sewer	85	CCF	\$531.85	\$0.00	\$531.85	6.2571	6.06%
Total Cost:			\$8,780.61	\$0.00	\$8,780.61		

For CANYON
HILLS MIDDLE



Filters: Cost Center Name Not Equal To DoNotReport; Billing Period Equal To 201007

elpaso

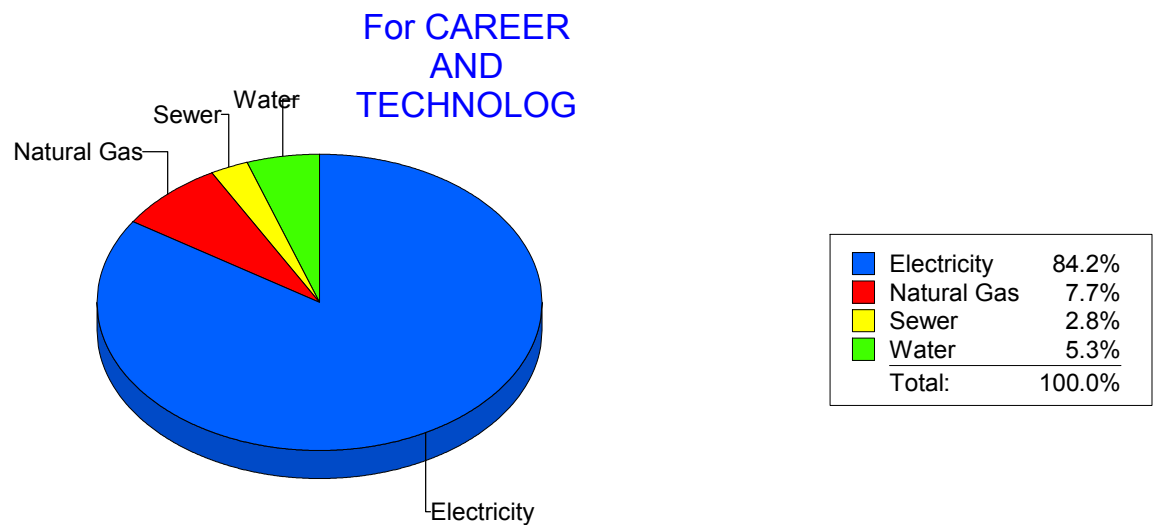
Energy CAP

Cost Avoidance Program

Cost Summary Graph

Grouped by Energy Type

Energy Type	Use	Units	Meter Cost	Special Charges	Total Cost	Avg Unit Cost	% of Total Cost
Site: CAREER AND TECHNOLOG - CAREER AND TECHNOLOG							
Electricity	99,970	KWH	\$11,238.59	\$0.00	\$11,238.59	0.1124	84.20%
Natural Gas	1,478	CCF	\$1,026.76	\$0.00	\$1,026.76	0.6947	7.69%
Water	289	CCF	\$707.83	\$0.00	\$707.83	2.4492	5.30%
Sewer	148	CCF	\$375.05	\$0.00	\$375.05	2.5341	2.81%
Total Cost:			\$13,348.23	\$0.00	\$13,348.23		



Filters: Cost Center Name Not Equal To DoNotReport; Billing Period Equal To 201007

el Paso

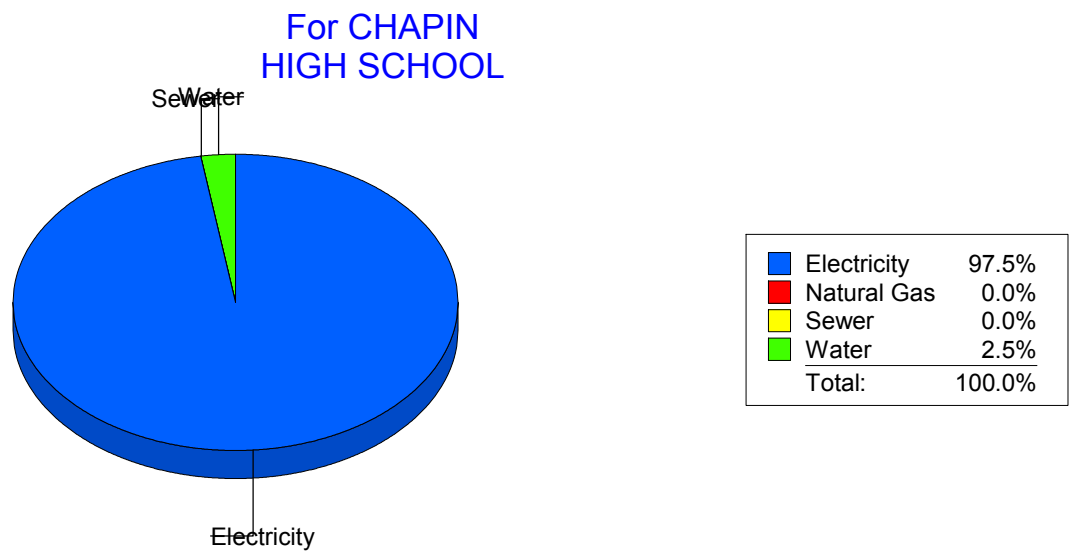
Energy CAP

Cost Avoidance Program

Cost Summary Graph

Grouped by Energy Type

Energy Type	Use	Units	Meter Cost	Special Charges	Total Cost	Avg Unit Cost	% of Total Cost
Site: CHAPIN HIGH SCHOOL - CHAPIN HIGH SCHOOL							
Electricity	197,431	KWH	\$22,063.22	\$0.00	\$22,063.22	0.1118	97.51%
Natural Gas	0	CCF	\$0.00	\$0.00	\$0.00	0.0000	0.00%
Water	409	CCF	\$558.97	\$0.00	\$558.97	1.3667	2.47%
Sewer	3	CCF	\$4.51	\$0.00	\$4.51	1.5033	0.02%
Total Cost:			\$22,626.70	\$0.00	\$22,626.70		



Filters: Cost Center Name Not Equal To DoNotReport; Billing Period Equal To 201007

elpaso

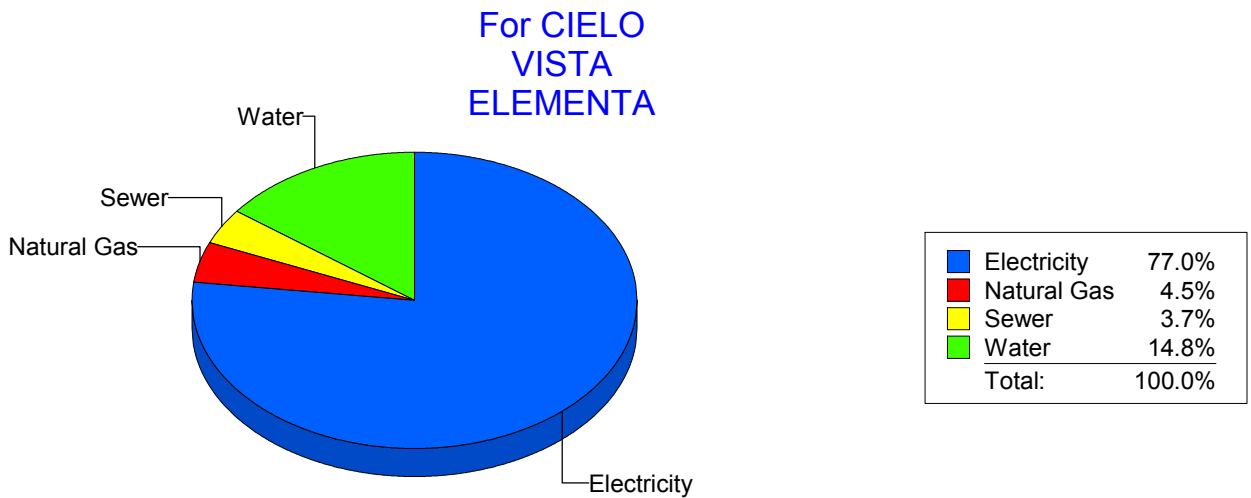
Energy CAP

Cost Avoidance Program

Cost Summary Graph

Grouped by Energy Type

Energy Type	Use	Units	Meter Cost	Special Charges	Total Cost	Avg Unit Cost	% of Total Cost
Site: CIELO VISTA ELEMENTA - CIELO VISTA ELEMENTA							
Electricity	30,440	KWH	\$5,119.85	\$0.00	\$5,119.85	0.1682	76.96%
Natural Gas	367	CCF	\$298.38	\$0.00	\$298.38	0.8130	4.49%
Water	449	CCF	\$986.42	\$0.00	\$986.42	2.1969	14.83%
Sewer	87	CCF	\$248.10	\$0.00	\$248.10	2.8517	3.73%
Total Cost:			\$6,652.75	\$0.00	\$6,652.75		



Filters: Cost Center Name Not Equal To DoNotReport; Billing Period Equal To 201007

elpaso

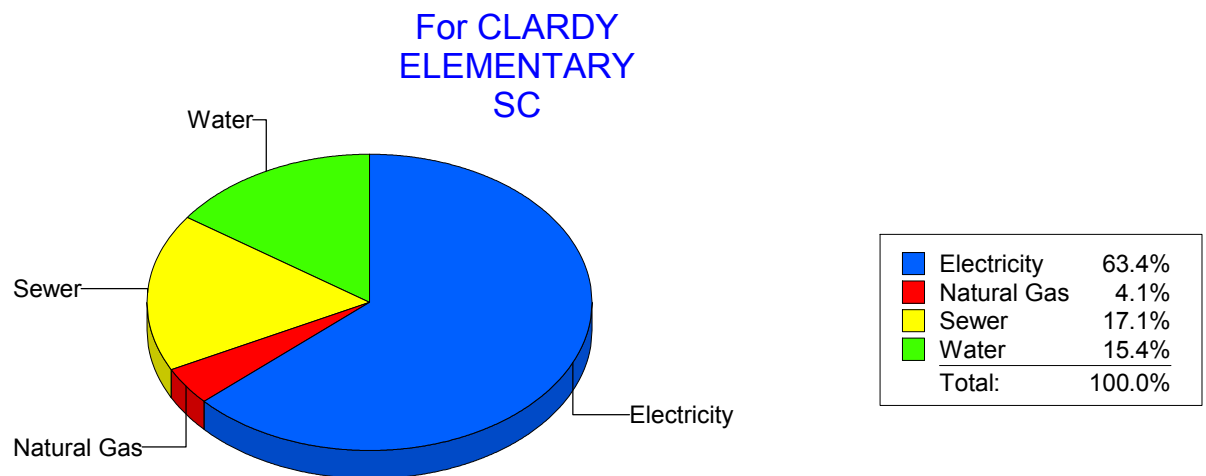
Energy CAP

Cost Avoidance Program

Cost Summary Graph

Grouped by Energy Type

Energy Type	Use	Units	Meter Cost	Special Charges	Total Cost	Avg Unit Cost	% of Total Cost
Site: CLARDY ELEMENTARY SC - CLARDY ELEMENTARY SC							
Electricity	11,085	KWH	\$1,676.45	\$0.00	\$1,676.45	0.1512	63.39%
Natural Gas	73	CCF	\$109.04	\$0.00	\$109.04	1.4937	4.12%
Water	151	CCF	\$406.77	\$0.00	\$406.77	2.6938	15.38%
Sewer	199	CCF	\$452.58	\$0.00	\$452.58	2.2743	17.11%
Total Cost:			\$2,644.84	\$0.00	\$2,644.84		



Filters: Cost Center Name Not Equal To DoNotReport; Billing Period Equal To 201007

elpaso

Energy CAP

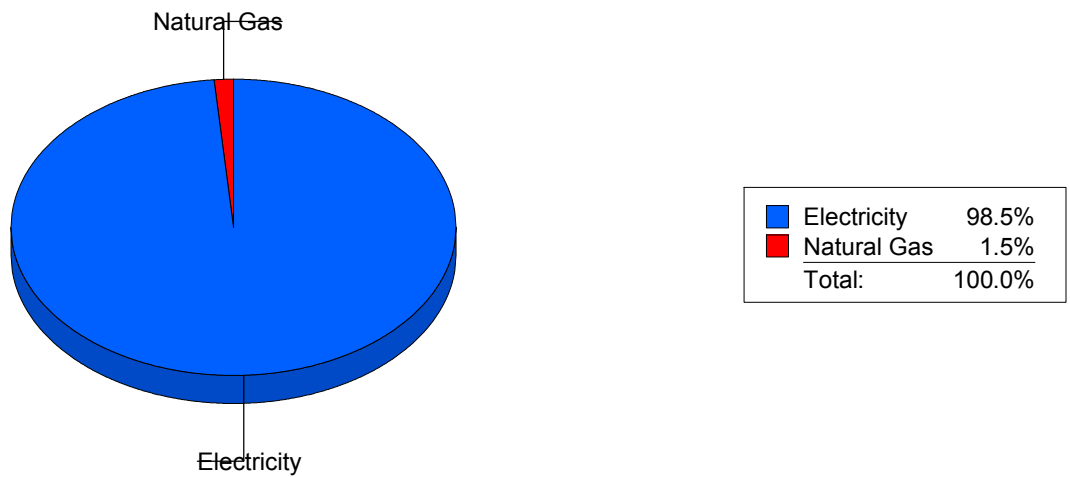
Cost Avoidance Program

Cost Summary Graph

Grouped by Energy Type

Energy Type	Use	Units	Meter Cost	Special Charges	Total Cost	Avg Unit Cost	% of Total Cost
Site: CLENDININ - CLENDININ							
Electricity	39,000	KWH	\$4,810.59	\$0.00	\$4,810.59	0.1233	98.54%
Natural Gas	65	CCF	\$71.03	\$0.00	\$71.03	1.0928	1.46%
Total Cost:			\$4,881.62	\$0.00	\$4,881.62		

For CLENDININ



Filters: Cost Center Name Not Equal To DoNotReport; Billing Period Equal To 201007

elpaso

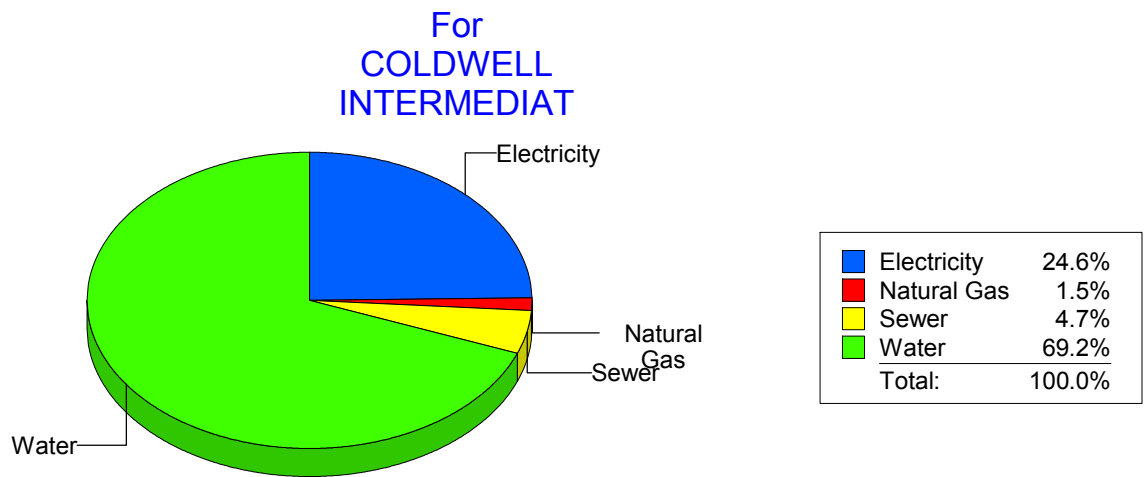
Energy CAP

Cost Avoidance Program

Cost Summary Graph

Grouped by Energy Type

Energy Type	Use	Units	Meter Cost	Special Charges	Total Cost	Avg Unit Cost	% of Total Cost
Site: COLDWELL INTERMEDIAT - COLDWELL INTERMEDIAT							
Electricity	9,503	KWH	\$1,159.67	\$0.00	\$1,159.67	0.1220	24.62%
Natural Gas	4	CCF	\$69.08	\$0.00	\$69.08	17.2700	1.47%
Water	745	CCF	\$3,257.70	\$0.00	\$3,257.70	4.3728	69.17%
Sewer	88	CCF	\$223.48	\$0.00	\$223.48	2.5395	4.74%
Total Cost:			\$4,709.93	\$0.00	\$4,709.93		



Filters: Cost Center Name Not Equal To DoNotReport; Billing Period Equal To 201007

elpaso

Energy CAP

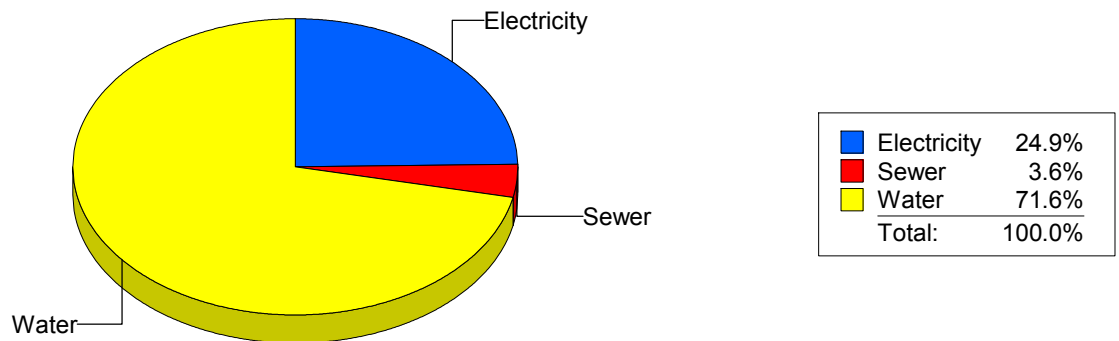
Cost Avoidance Program

Cost Summary Graph

Grouped by Energy Type

Energy Type	Use	Units	Meter Cost	Special Charges	Total Cost	Avg Unit Cost	% of Total Cost
Site: COLLINS ELEMENTARY - COLLINS ELEMENTARY							
Electricity	19,960	KWH	\$2,571.63	\$0.00	\$2,571.63	0.1288	24.85%
Water	1,754	CCF	\$7,403.68	\$0.00	\$7,403.68	4.2210	71.56%
Sewer	184	CCF	\$371.29	\$0.00	\$371.29	2.0179	3.59%
Total Cost:			\$10,346.60	\$0.00	\$10,346.60		

For COLLINS
ELEMENTARY



Filters: Cost Center Name Not Equal To DoNotReport; Billing Period Equal To 201007

elpaso

Energy CAP

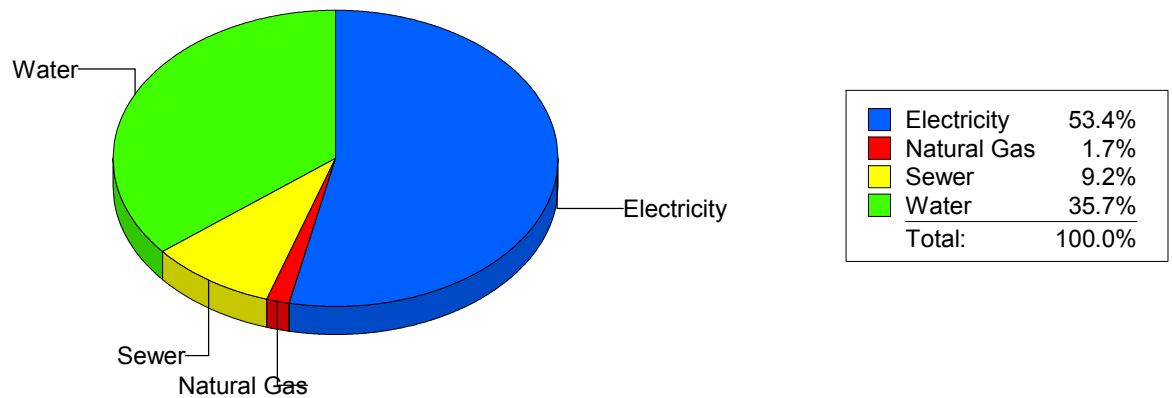
Cost Avoidance Program

Cost Summary Graph

Grouped by Energy Type

Energy Type	Use	Units	Meter Cost	Special Charges	Total Cost	Avg Unit Cost	% of Total Cost
Site: COOLEY ELEMENTARY SC - COOLEY ELEMENTARY SC							
Electricity	26,200	KWH	\$3,632.46	\$0.00	\$3,632.46	0.1386	53.40%
Natural Gas	131	CCF	\$112.80	\$0.00	\$112.80	0.8611	1.66%
Water	607	CCF	\$2,429.91	\$0.00	\$2,429.91	4.0031	35.72%
Sewer	249	CCF	\$627.80	\$0.00	\$627.80	2.5213	9.23%
Total Cost:			\$6,802.97	\$0.00	\$6,802.97		

For COOLEY
ELEMENTARY
SC



Filters: Cost Center Name Not Equal To DoNotReport; Billing Period Equal To 201007

elpaso

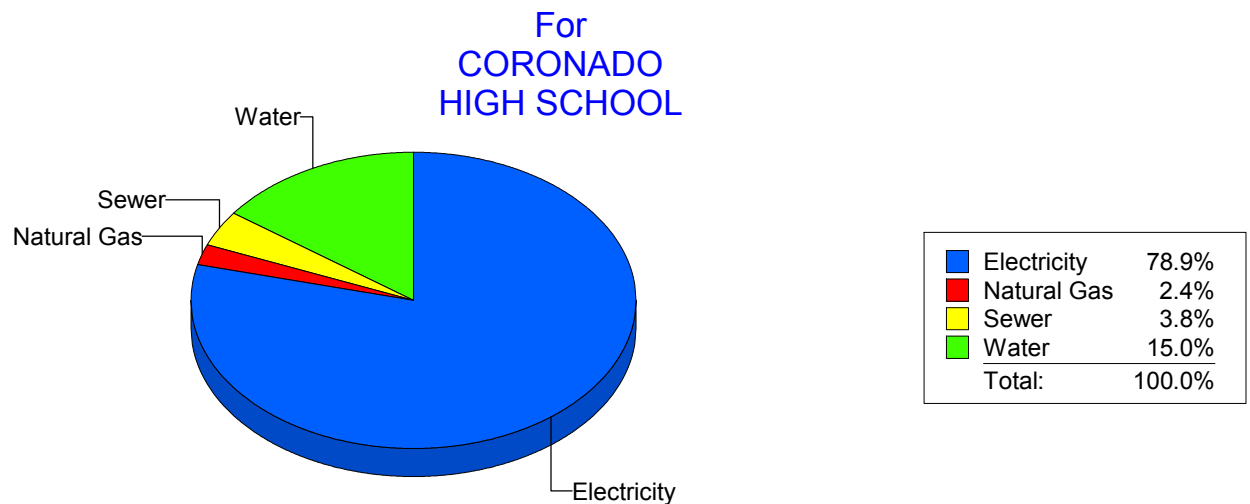
Energy CAP

Cost Avoidance Program

Cost Summary Graph

Grouped by Energy Type

Energy Type	Use	Units	Meter Cost	Special Charges	Total Cost	Avg Unit Cost	% of Total Cost
Site: CORONADO HIGH SCHOOL - CORONADO HIGH SCHOOL							
Electricity	202,301	KWH	\$26,000.19	\$0.00	\$26,000.19	0.1285	78.87%
Natural Gas	1,014	CCF	\$777.05	\$0.00	\$777.05	0.7663	2.36%
Water	3,092	CCF	\$4,937.48	\$0.00	\$4,937.48	1.5969	14.98%
Sewer	752	CCF	\$1,249.45	\$0.00	\$1,249.45	1.6615	3.79%
Total Cost:			\$32,964.17	\$0.00	\$32,964.17		



Filters: Cost Center Name Not Equal To DoNotReport; Billing Period Equal To 201007

elpaso

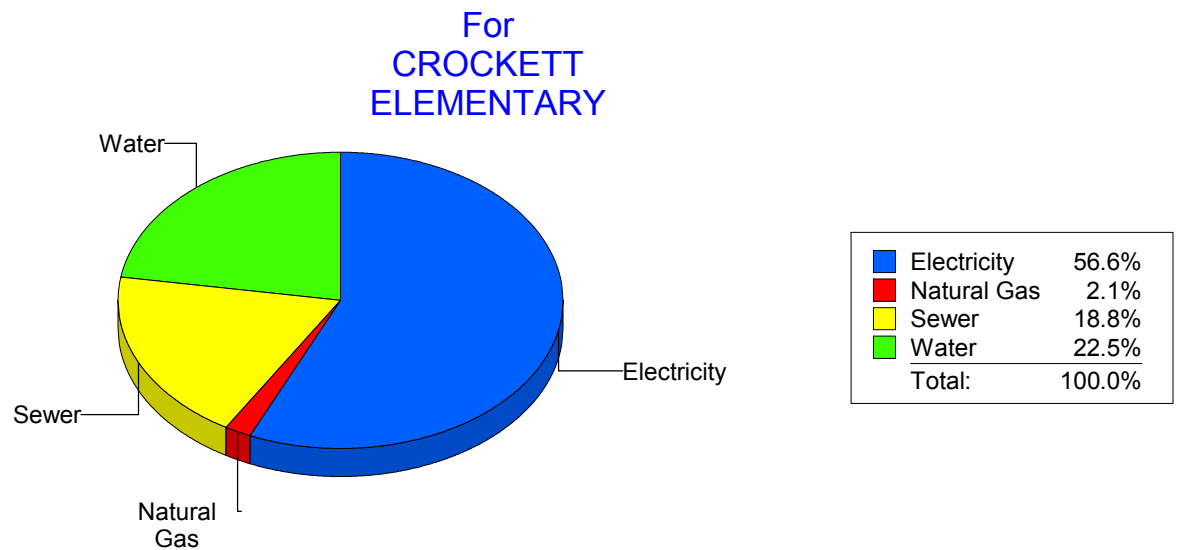
Energy CAP

Cost Avoidance Program

Cost Summary Graph

Grouped by Energy Type

Energy Type	Use	Units	Meter Cost	Special Charges	Total Cost	Avg Unit Cost	% of Total Cost
Site: CROCKETT - CROCKETT ELEMENTARY							
Electricity	10,400	KWH	\$1,240.24	\$0.00	\$1,240.24	0.1193	56.60%
Natural Gas	22	CCF	\$46.12	\$0.00	\$46.12	2.0964	2.10%
Water	217	CCF	\$491.97	\$0.00	\$491.97	2.2671	22.45%
Sewer	227	CCF	\$412.77	\$0.00	\$412.77	1.8184	18.84%
Total Cost:			\$2,191.10	\$0.00	\$2,191.10		



Filters: Cost Center Name Not Equal To DoNotReport; Billing Period Equal To 201007

elpaso

Energy CAP

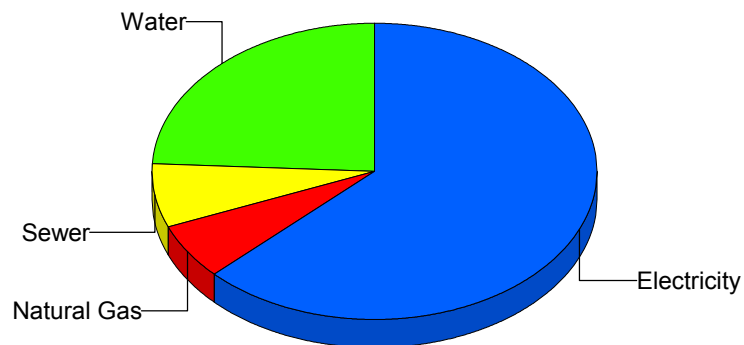
Cost Avoidance Program

Cost Summary Graph

Grouped by Energy Type

Energy Type	Use	Units	Meter Cost	Special Charges	Total Cost	Avg Unit Cost	% of Total Cost
Site: CROSBY ELEMENTARY - CROSBY ELEMENTARY							
Electricity	14,766	KWH	\$2,038.54	\$0.00	\$2,038.54	0.1381	62.85%
Natural Gas	207	CCF	\$198.86	\$0.00	\$198.86	0.9607	6.13%
Water	253	CCF	\$781.46	\$0.00	\$781.46	3.0888	24.09%
Sewer	79	CCF	\$224.81	\$0.00	\$224.81	2.8457	6.93%
Total Cost:			\$3,243.67	\$0.00	\$3,243.67		

For CROSBY
ELEMENTARY



Electricity	62.8%
Natural Gas	6.1%
Sewer	6.9%
Water	24.1%
Total:	100.0%

Filters: Cost Center Name Not Equal To DoNotReport; Billing Period Equal To 201007

elpaso

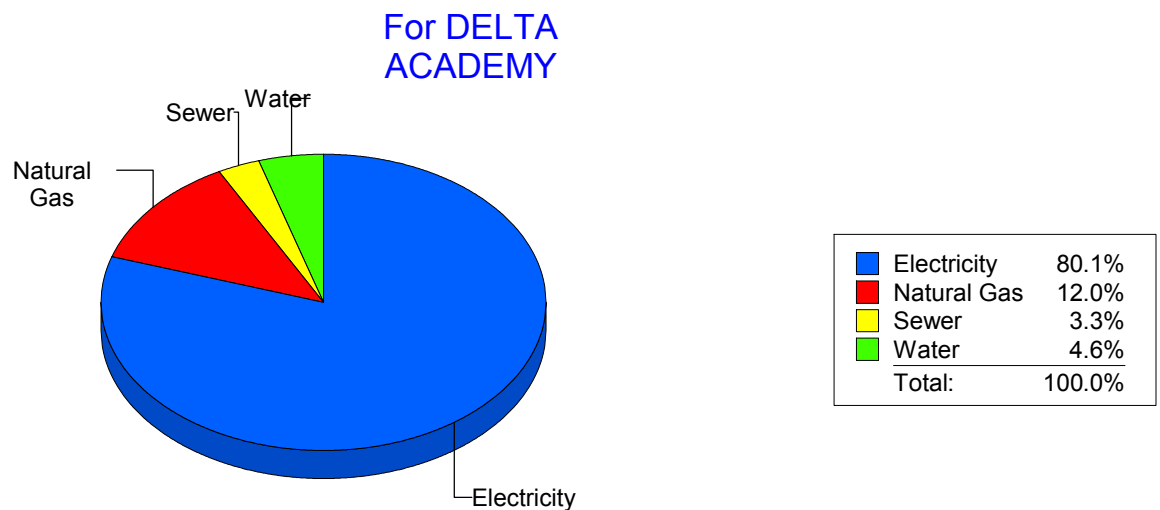
Energy CAP

Cost Avoidance Program

Cost Summary Graph

Grouped by Energy Type

Energy Type	Use	Units	Meter Cost	Special Charges	Total Cost	Avg Unit Cost	% of Total Cost
Site: DELTA ACADEMY - DELTA ACADEMY							
Electricity	19 KWH		\$740.14	\$0.00	\$740.14	38.9547	80.08%
Natural Gas	37 CCF		\$111.06	\$0.00	\$111.06	3.0016	12.02%
Water	16 CCF		\$42.62	\$0.00	\$42.62	2.6638	4.61%
Sewer	12 CCF		\$30.46	\$0.00	\$30.46	2.5383	3.30%
Total Cost:			\$924.28	\$0.00	\$924.28		



Filters: Cost Center Name Not Equal To DoNotReport; Billing Period Equal To 201007

elpaso

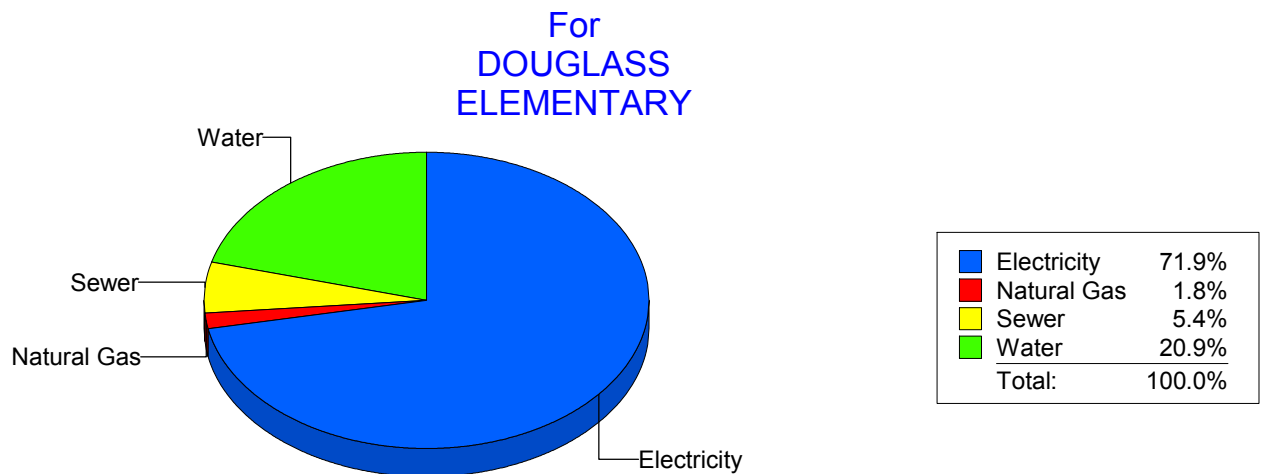
Energy CAP

Cost Avoidance Program

Cost Summary Graph

Grouped by Energy Type

Energy Type	Use	Units	Meter Cost	Special Charges	Total Cost	Avg Unit Cost	% of Total Cost
Site: DOUGLASS ELEMENTARY - DOUGLASS ELEMENTARY							
Electricity	19,091	KWH	\$4,131.63	\$0.00	\$4,131.63	0.2164	71.88%
Natural Gas	67	CCF	\$105.57	\$0.00	\$105.57	1.5757	1.84%
Water	364	CCF	\$1,201.90	\$0.00	\$1,201.90	3.3019	20.91%
Sewer	108	CCF	\$308.84	\$0.00	\$308.84	2.8596	5.37%
Total Cost:			\$5,747.94	\$0.00	\$5,747.94		



Filters: Cost Center Name Not Equal To DoNotReport; Billing Period Equal To 201007

elpaso

Energy CAP

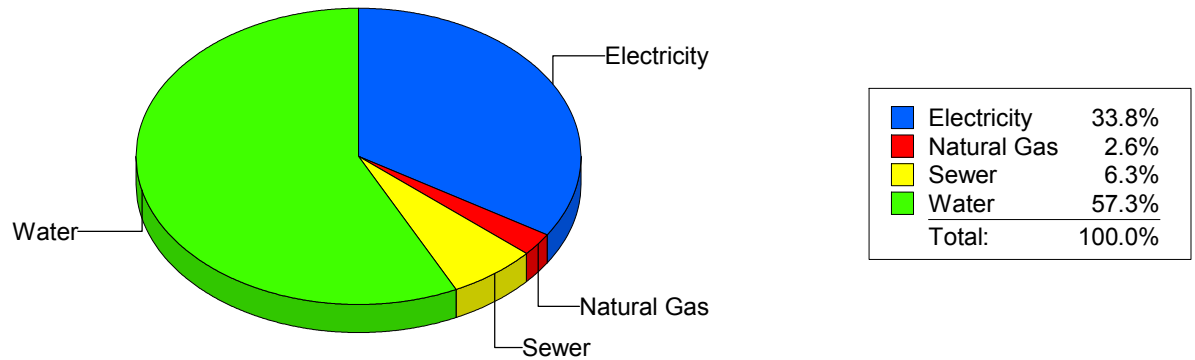
Cost Avoidance Program

Cost Summary Graph

Grouped by Energy Type

Energy Type	Use	Units	Meter Cost	Special Charges	Total Cost	Avg Unit Cost	% of Total Cost
Site: DOWELL ELEMENTARY - DOWELL ELEMENTARY							
Electricity	6,775	KWH	\$852.54	\$0.00	\$852.54	0.1258	33.76%
Natural Gas	57	CCF	\$66.56	\$0.00	\$66.56	1.1677	2.64%
Water	688	CCF	\$1,447.64	\$0.00	\$1,447.64	2.1041	57.32%
Sewer	86	CCF	\$158.70	\$0.00	\$158.70	1.8453	6.28%
Total Cost:			\$2,525.44	\$0.00	\$2,525.44		

For DOWELL
ELEMENTARY



Filters: Cost Center Name Not Equal To DoNotReport; Billing Period Equal To 201007

el Paso

Energy CAP

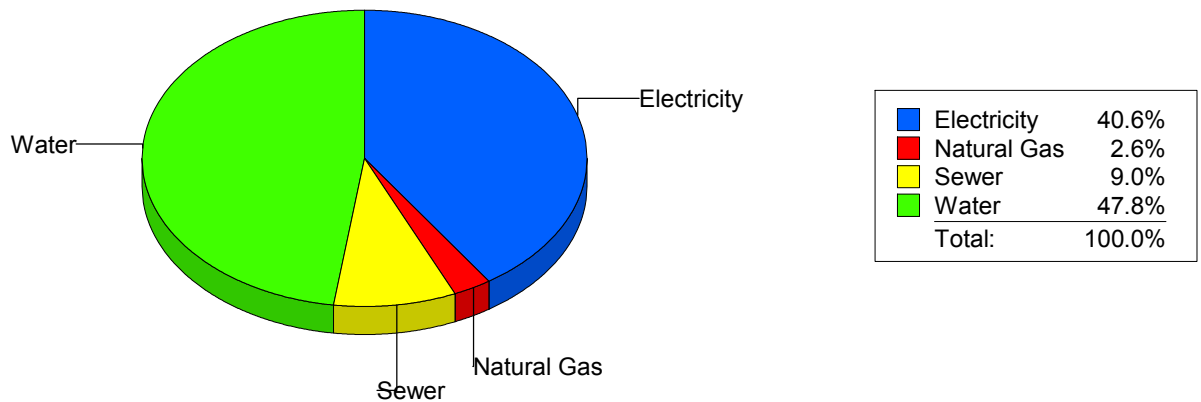
Cost Avoidance Program

Cost Summary Graph

Grouped by Energy Type

Energy Type	Use	Units	Meter Cost	Special Charges	Total Cost	Avg Unit Cost	% of Total Cost
Site: DR. L.A. NIXON ELEME - DR. L.A. NIXON ELEME							
Electricity	19,340	KWH	\$2,226.58	\$0.00	\$2,226.58	0.1151	40.56%
Natural Gas	129	CCF	\$144.78	\$0.00	\$144.78	1.1223	2.64%
Water	775	CCF	\$2,623.27	\$0.00	\$2,623.27	3.3849	47.79%
Sewer	193	CCF	\$494.44	\$0.00	\$494.44	2.5619	9.01%
Total Cost:			\$5,489.07	\$0.00	\$5,489.07		

For DR. L.A.
NIXON ELEME



Filters: Cost Center Name Not Equal To DoNotReport; Billing Period Equal To 201007

elpaso

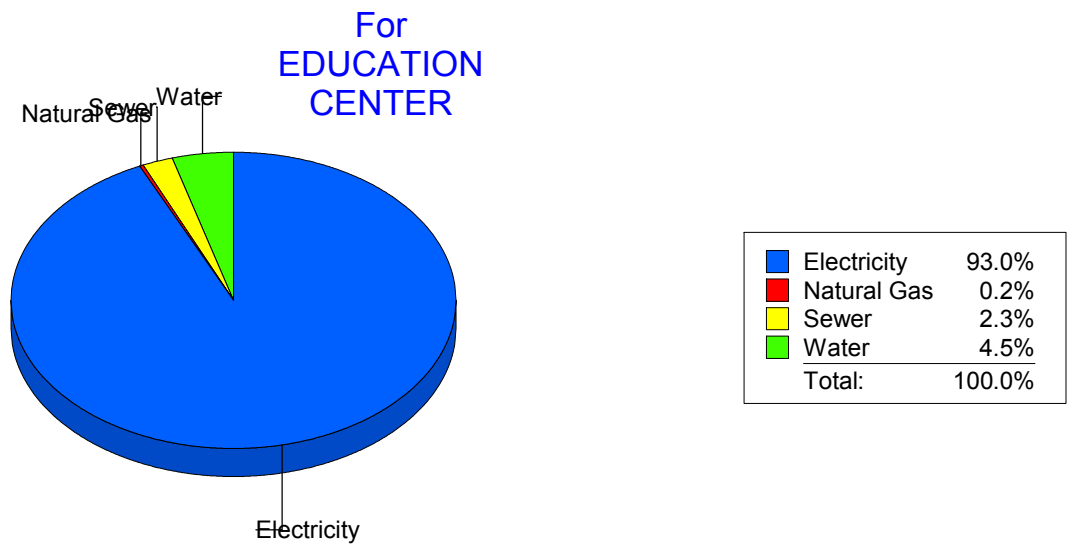
Energy CAP

Cost Avoidance Program

Cost Summary Graph

Grouped by Energy Type

Energy Type	Use	Units	Meter Cost	Special Charges	Total Cost	Avg Unit Cost	% of Total Cost
Site: EDUCATION CENTER - EDUCATION CENTER							
Electricity	337,485	KWH	\$34,704.70	\$0.00	\$34,704.70	0.1028	93.03%
Natural Gas	93	CCF	\$87.25	\$0.00	\$87.25	0.9382	0.23%
Water	687	CCF	\$1,664.71	\$0.00	\$1,664.71	2.4232	4.46%
Sewer	373	CCF	\$847.52	\$0.00	\$847.52	2.2722	2.27%
Total Cost:			\$37,304.18	\$0.00	\$37,304.18		



Filters: Cost Center Name Not Equal To DoNotReport; Billing Period Equal To 201007

elpaso

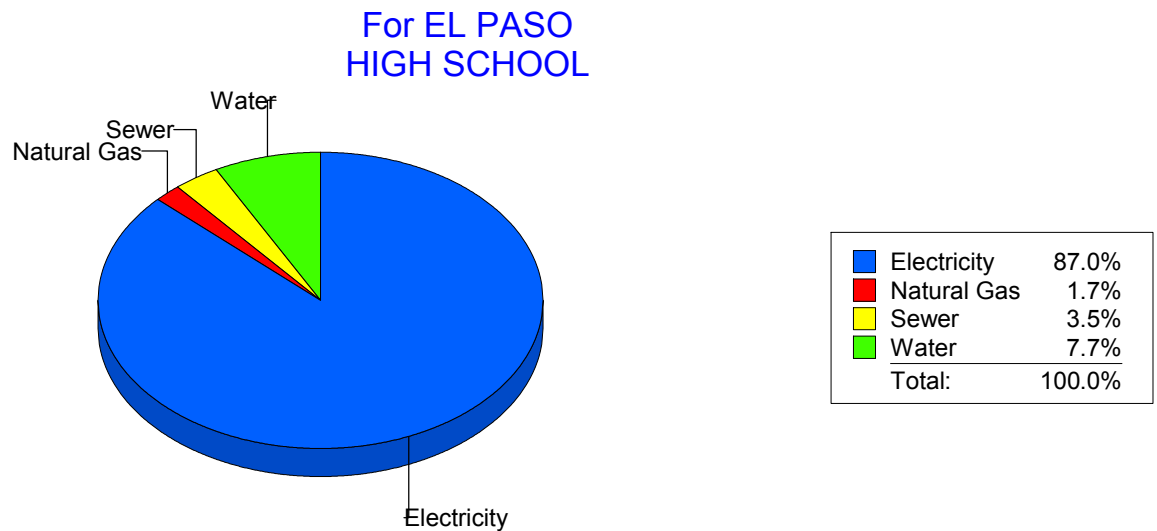
Energy CAP

Cost Avoidance Program

Cost Summary Graph

Grouped by Energy Type

Energy Type	Use	Units	Meter Cost	Special Charges	Total Cost	Avg Unit Cost	% of Total Cost
Site: EL PASO HIGH SCHOOL - EL PASO HIGH SCHOOL							
Electricity	120,561	KWH	\$16,876.73	\$0.00	\$16,876.73	0.1400	87.05%
Natural Gas	233	CCF	\$338.32	\$0.00	\$338.32	1.4520	1.74%
Water	642	CCF	\$1,495.73	\$0.00	\$1,495.73	2.3298	7.71%
Sewer	258	CCF	\$677.22	\$0.00	\$677.22	2.6249	3.49%
Total Cost:			\$19,388.00	\$0.00	\$19,388.00		



Filters: Cost Center Name Not Equal To DoNotReport; Billing Period Equal To 201007

elpaso

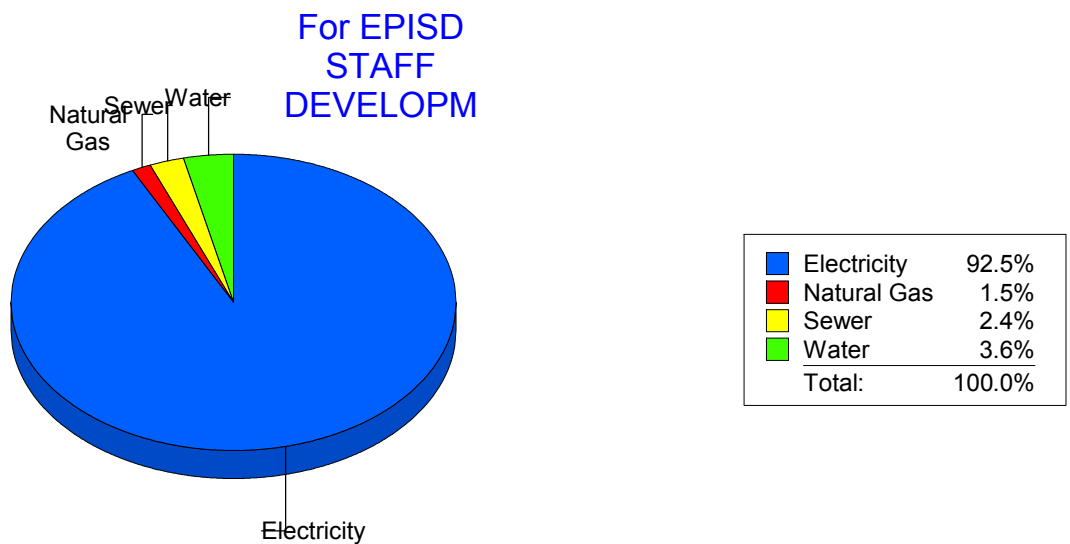
Energy CAP

Cost Avoidance Program

Cost Summary Graph

Grouped by Energy Type

Energy Type	Use	Units	Meter Cost	Special Charges	Total Cost	Avg Unit Cost	% of Total Cost
Site: EPISD STAFF DEVELOPM - EPISD STAFF DEVELOPM							
Electricity	24,840	KWH	\$2,739.04	\$0.00	\$2,739.04	0.1103	92.50%
Natural Gas	20	CCF	\$44.96	\$0.00	\$44.96	2.2480	1.52%
Water	29	CCF	\$106.19	\$0.00	\$106.19	3.6617	3.59%
Sewer	17	CCF	\$71.07	\$0.00	\$71.07	4.1806	2.40%
Total Cost:			\$2,961.26	\$0.00	\$2,961.26		



Filters: Cost Center Name Not Equal To DoNotReport; Billing Period Equal To 201007

elpaso

Energy CAP

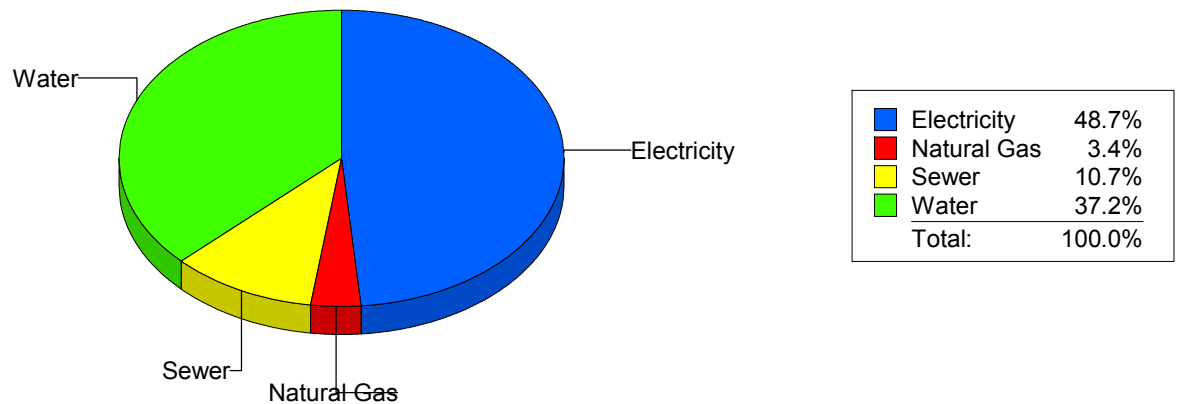
Cost Avoidance Program

Cost Summary Graph

Grouped by Energy Type

Energy Type	Use	Units	Meter Cost	Special Charges	Total Cost	Avg Unit Cost	% of Total Cost
Site: FANNIN ELEMENTARY - FANNIN ELEMENTARY							
Electricity	14,082	KWH	\$1,898.15	\$0.00	\$1,898.15	0.1348	48.69%
Natural Gas	57	CCF	\$133.16	\$0.00	\$133.16	2.3361	3.42%
Water	648	CCF	\$1,451.01	\$0.00	\$1,451.01	2.2392	37.22%
Sewer	170	CCF	\$415.75	\$0.00	\$415.75	2.4456	10.67%
Total Cost:			\$3,898.07	\$0.00	\$3,898.07		

For FANNIN
ELEMENTARY



Filters: Cost Center Name Not Equal To DoNotReport; Billing Period Equal To 201007

elpaso

Energy CAP

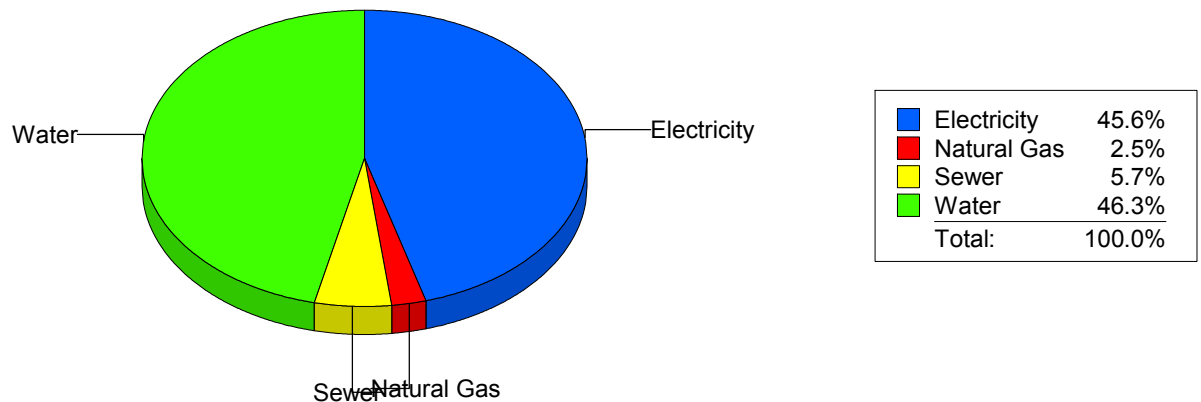
Cost Avoidance Program

Cost Summary Graph

Grouped by Energy Type

Energy Type	Use	Units	Meter Cost	Special Charges	Total Cost	Avg Unit Cost	% of Total Cost
Site: FINE ARTS/MULTIMEDIA - FINE ARTS/MULTIMEDIA							
Electricity	7,231	KWH	\$913.40	\$0.00	\$913.40	0.1263	45.55%
Natural Gas	28	CCF	\$49.59	\$0.00	\$49.59	1.7711	2.47%
Water	239	CCF	\$927.85	\$0.00	\$927.85	3.8822	46.27%
Sewer	41	CCF	\$114.31	\$0.00	\$114.31	2.7880	5.70%
Total Cost:			\$2,005.15	\$0.00	\$2,005.15		

For FINE
ARTS/MULTIMEDIA



Filters: Cost Center Name Not Equal To DoNotReport; Billing Period Equal To 201007

elpaso

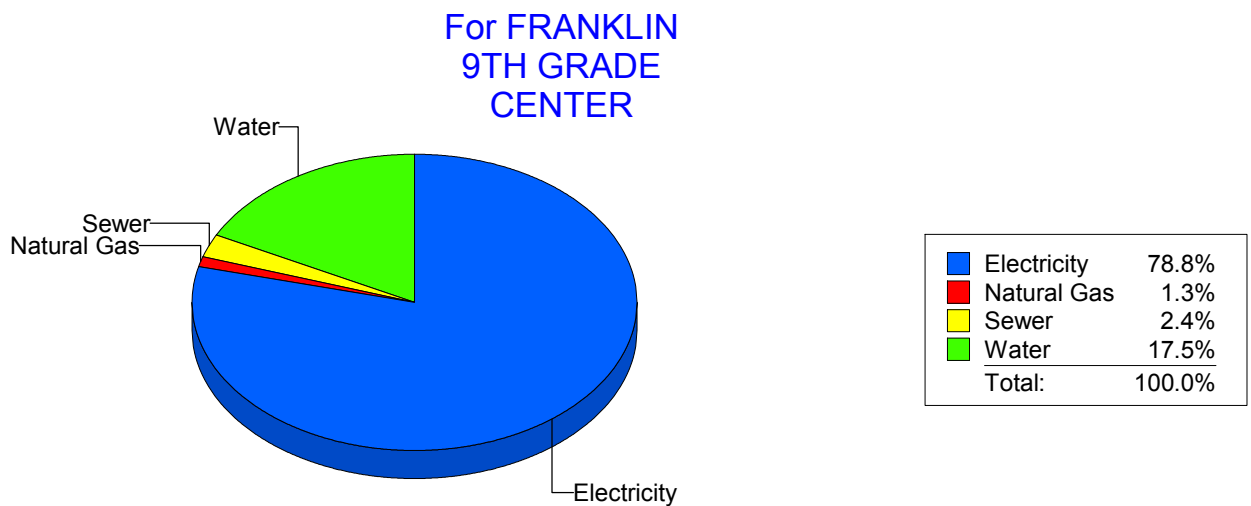
Energy CAP

Cost Avoidance Program

Cost Summary Graph

Grouped by Energy Type

Energy Type	Use	Units	Meter Cost	Special Charges	Total Cost	Avg Unit Cost	% of Total Cost
Site: FRANKLIN9THGRADECENTER - FRANKLIN 9TH GRADE CENTER							
Electricity	142,000	KWH	\$14,838.44	\$0.00	\$14,838.44	0.1045	78.83%
Natural Gas	308	CCF	\$235.50	\$0.00	\$235.50	0.7646	1.25%
Water	3,100	CCF	\$3,298.35	\$0.00	\$3,298.35	1.0640	17.52%
Sewer	188	CCF	\$450.71	\$0.00	\$450.71	2.3974	2.39%
Total Cost:			\$18,823.00	\$0.00	\$18,823.00		



Filters: Cost Center Name Not Equal To DoNotReport; Billing Period Equal To 201007

elpaso

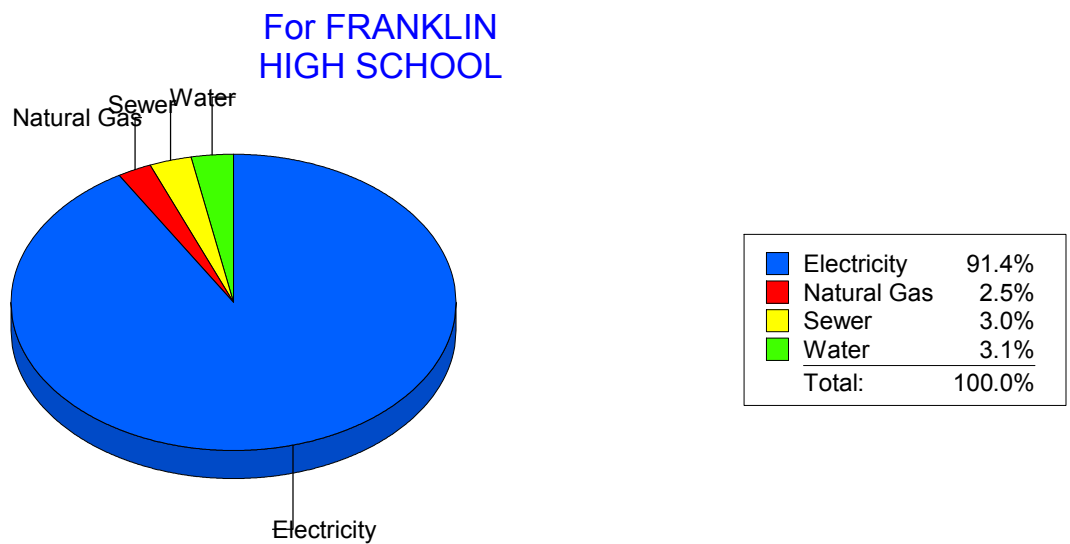
Energy CAP

Cost Avoidance Program

Cost Summary Graph

Grouped by Energy Type

Energy Type	Use	Units	Meter Cost	Special Charges	Total Cost	Avg Unit Cost	% of Total Cost
Site: FRANKLIN HIGH SCHOOL - FRANKLIN HIGH SCHOOL							
Electricity	232,528	KWH	\$22,272.39	\$0.00	\$22,272.39	0.0958	91.44%
Natural Gas	810	CCF	\$610.41	\$0.00	\$610.41	0.7536	2.51%
Water	361	CCF	\$753.29	\$0.00	\$753.29	2.0867	3.09%
Sewer	401	CCF	\$721.22	\$0.00	\$721.22	1.7986	2.96%
Total Cost:			\$24,357.31	\$0.00	\$24,357.31		



Filters: Cost Center Name Not Equal To DoNotReport; Billing Period Equal To 201007

elpaso

Energy CAP

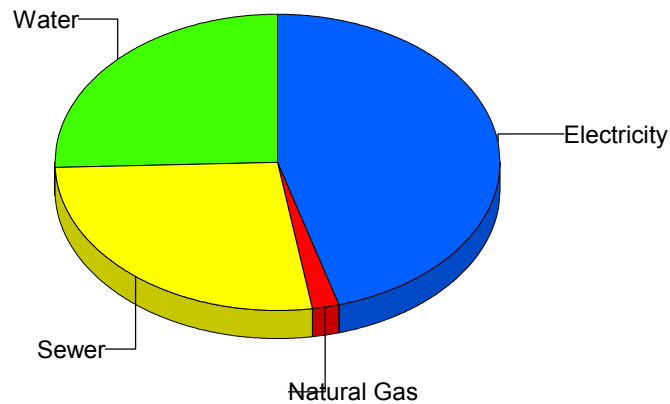
Cost Avoidance Program

Cost Summary Graph

Grouped by Energy Type

Energy Type	Use	Units	Meter Cost	Special Charges	Total Cost	Avg Unit Cost	% of Total Cost
Site: GREEN ELEMENTARY SCH - GREEN ELEMENTARY SCH							
Electricity	12,000	KWH	\$1,507.08	\$0.00	\$1,507.08	0.1256	45.58%
Natural Gas	0	CCF	\$66.76	\$0.00	\$66.76	0.0000	2.02%
Water	381	CCF	\$844.92	\$0.00	\$844.92	2.2176	25.55%
Sewer	483	CCF	\$887.60	\$0.00	\$887.60	1.8377	26.85%
Total Cost:			\$3,306.36	\$0.00	\$3,306.36		

For GREEN
ELEMENTARY
SCH



Electricity	45.6%
Natural Gas	2.0%
Sewer	26.8%
Water	25.6%
Total:	100.0%

Filters: Cost Center Name Not Equal To DoNotReport; Billing Period Equal To 201007

elpaso

Energy CAP

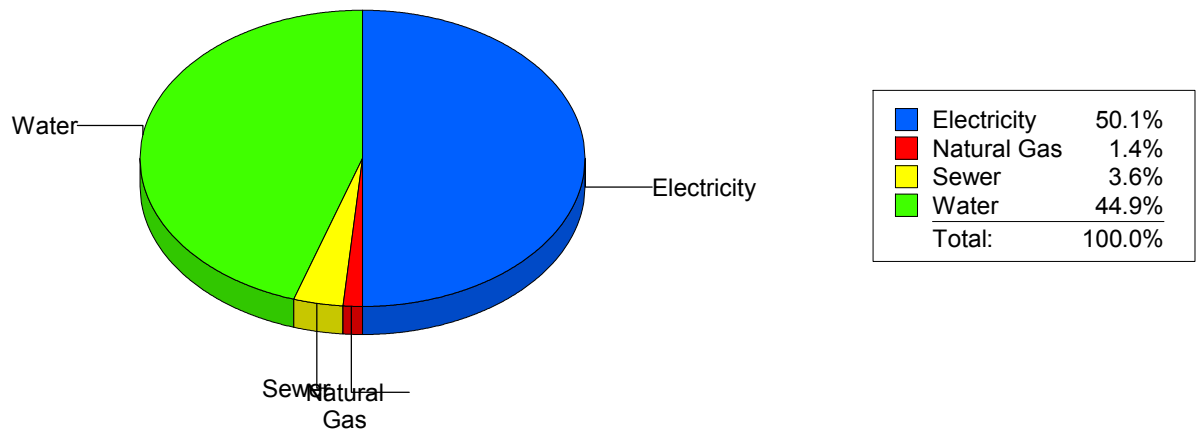
Cost Avoidance Program

Cost Summary Graph

Grouped by Energy Type

Energy Type	Use	Units	Meter Cost	Special Charges	Total Cost	Avg Unit Cost	% of Total Cost
Site: GUILLEN MIDDLE SCHOO - GUILLEN MIDDLE SCHOO							
Electricity	71,354	KWH	\$6,889.28	\$0.00	\$6,889.28	0.0966	50.11%
Natural Gas	200	CCF	\$194.02	\$0.00	\$194.02	0.9701	1.41%
Water	1,892	CCF	\$6,174.43	\$0.00	\$6,174.43	3.2634	44.91%
Sewer	230	CCF	\$491.95	\$0.00	\$491.95	2.1389	3.58%
Total Cost:			\$13,749.68	\$0.00	\$13,749.68		

For GUILLEN
MIDDLE
SCHOO



Filters: Cost Center Name Not Equal To DoNotReport; Billing Period Equal To 201007

elpaso

Energy CAP

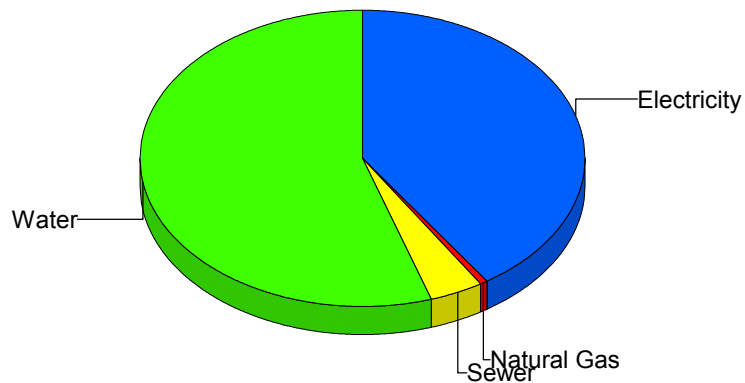
Cost Avoidance Program

Cost Summary Graph

Grouped by Energy Type

Energy Type	Use	Units	Meter Cost	Special Charges	Total Cost	Avg Unit Cost	% of Total Cost
Site: H.E. CHARLES MIDDLE - H.E. CHARLES MIDDLE							
Electricity	41,200	KWH	\$4,529.93	\$0.00	\$4,529.93	0.1099	40.67%
Natural Gas	19	CCF	\$44.38	\$0.00	\$44.38	2.3358	0.40%
Water	1,472	CCF	\$6,139.41	\$0.00	\$6,139.41	4.1708	55.12%
Sewer	167	CCF	\$424.04	\$0.00	\$424.04	2.5392	3.81%
Total Cost:			\$11,137.76	\$0.00	\$11,137.76		

For H.E.
CHARLES
MIDDLE



Electricity	40.7%
Natural Gas	0.4%
Sewer	3.8%
Water	55.1%
Total:	100.0%

Filters: Cost Center Name Not Equal To DoNotReport; Billing Period Equal To 201007

elpaso

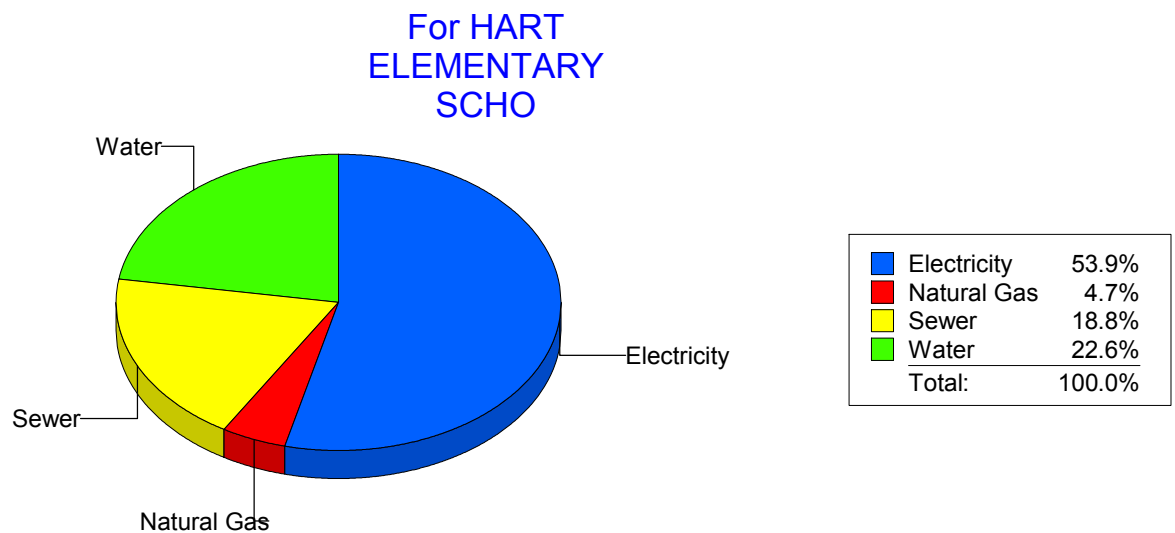
Energy CAP

Cost Avoidance Program

Cost Summary Graph

Grouped by Energy Type

Energy Type	Use	Units	Meter Cost	Special Charges	Total Cost	Avg Unit Cost	% of Total Cost
Site: HART ELEMENTARY SCHO - HART ELEMENTARY SCHO							
Electricity	7,253	KWH	\$851.59	\$0.00	\$851.59	0.1174	53.85%
Natural Gas	71	CCF	\$74.50	\$0.00	\$74.50	1.0493	4.71%
Water	153	CCF	\$357.74	\$0.00	\$357.74	2.3382	22.62%
Sewer	118	CCF	\$297.58	\$0.00	\$297.58	2.5219	18.82%
Total Cost:			\$1,581.41	\$0.00	\$1,581.41		



Filters: Cost Center Name Not Equal To DoNotReport; Billing Period Equal To 201007

elpaso

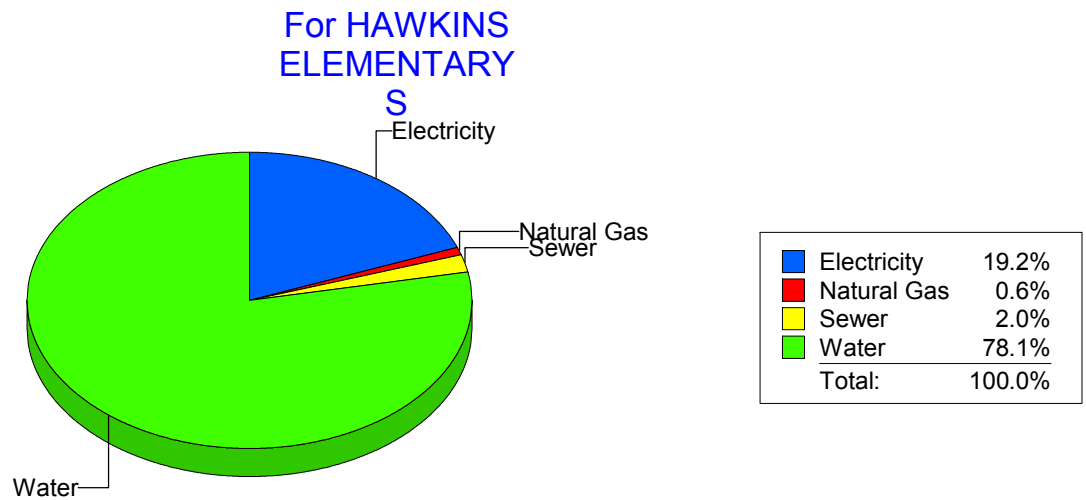
Energy CAP

Cost Avoidance Program

Cost Summary Graph

Grouped by Energy Type

Energy Type	Use	Units	Meter Cost	Special Charges	Total Cost	Avg Unit Cost	% of Total Cost
Site: HAWKINS ELEMENTARY S - HAWKINS ELEMENTARY S							
Electricity	12,705	KWH	\$1,751.28	\$0.00	\$1,751.28	0.1378	19.24%
Natural Gas	44	CCF	\$58.87	\$0.00	\$58.87	1.3380	0.65%
Water	1,475	CCF	\$7,112.54	\$0.00	\$7,112.54	4.8221	78.13%
Sewer	44	CCF	\$180.36	\$0.00	\$180.36	4.0991	1.98%
Total Cost:			\$9,103.05	\$0.00	\$9,103.05		



Filters: Cost Center Name Not Equal To DoNotReport; Billing Period Equal To 201007

elpaso

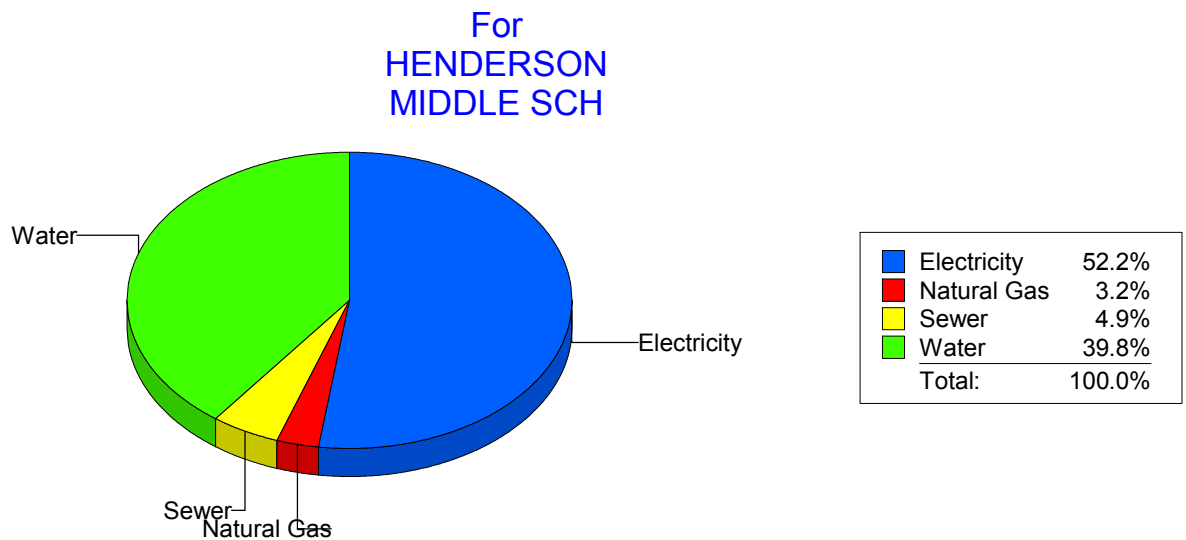
Energy CAP

Cost Avoidance Program

Cost Summary Graph

Grouped by Energy Type

Energy Type	Use	Units	Meter Cost	Special Charges	Total Cost	Avg Unit Cost	% of Total Cost
Site: HENDERSON MIDDLE SCH - HENDERSON MIDDLE SCH							
Electricity	28,707	KWH	\$3,298.68	\$0.00	\$3,298.68	0.1149	52.18%
Natural Gas	259	CCF	\$201.54	\$0.00	\$201.54	0.7781	3.19%
Water	1,146	CCF	\$2,513.12	\$0.00	\$2,513.12	2.1929	39.75%
Sewer	194	CCF	\$308.62	\$0.00	\$308.62	1.5908	4.88%
Total Cost:			\$6,321.96	\$0.00	\$6,321.96		



Filters: Cost Center Name Not Equal To DoNotReport; Billing Period Equal To 201007

elpaso

Energy CAP

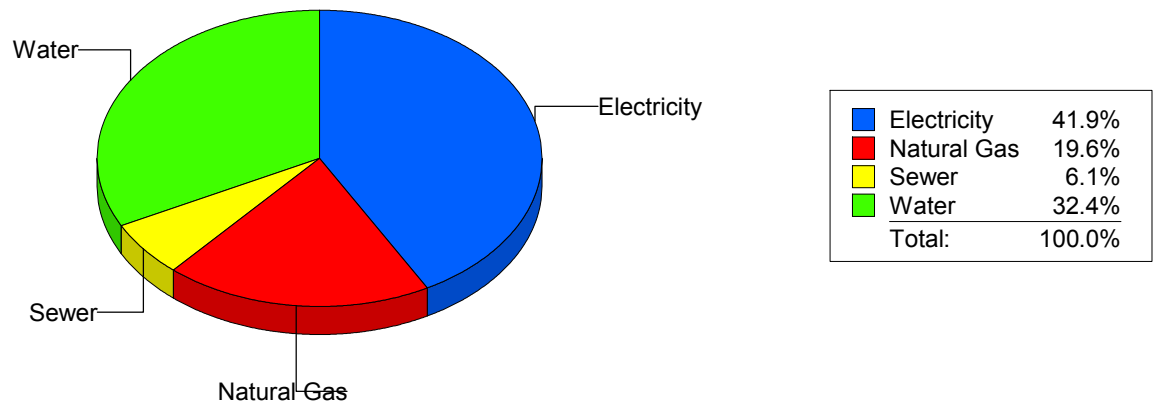
Cost Avoidance Program

Cost Summary Graph

Grouped by Energy Type

Energy Type	Use	Units	Meter Cost	Special Charges	Total Cost	Avg Unit Cost	% of Total Cost
Site: HERCULES COTTAGES - HERCULES COTTAGES							
Electricity	2,211	KWH	\$362.24	\$0.00	\$362.24	0.1638	41.87%
Natural Gas	5	CCF	\$169.80	\$0.00	\$169.80	33.9600	19.62%
Water	77	CCF	\$280.01	\$0.00	\$280.01	3.6365	32.36%
Sewer	18	CCF	\$53.19	\$0.00	\$53.19	2.9550	6.15%
Total Cost:			\$865.24	\$0.00	\$865.24		

For HERCULES COTTAGES



Filters: Cost Center Name Not Equal To DoNotReport; Billing Period Equal To 201007

elpaso

Energy CAP

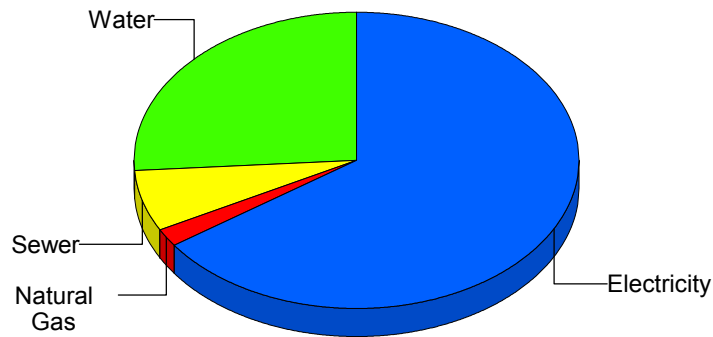
Cost Avoidance Program

Cost Summary Graph

Grouped by Energy Type

Energy Type	Use	Units	Meter Cost	Special Charges	Total Cost	Avg Unit Cost	% of Total Cost
Site: HERRERA - HERRERA ELEMENTARY							
Electricity	35,000	KWH	\$5,500.34	\$0.00	\$5,500.34	0.1572	65.34%
Natural Gas	211	CCF	\$168.26	\$0.00	\$168.26	0.7974	2.00%
Water	583	CCF	\$2,194.72	\$0.00	\$2,194.72	3.7645	26.07%
Sewer	270	CCF	\$554.85	\$0.00	\$554.85	2.0550	6.59%
Total Cost:			\$8,418.17	\$0.00	\$8,418.17		

For HERRERA
ELEMENTARY



Electricity	65.3%
Natural Gas	2.0%
Sewer	6.6%
Water	26.1%
Total:	100.0%

Filters: Cost Center Name Not Equal To DoNotReport; Billing Period Equal To 201007

elpaso

Energy CAP

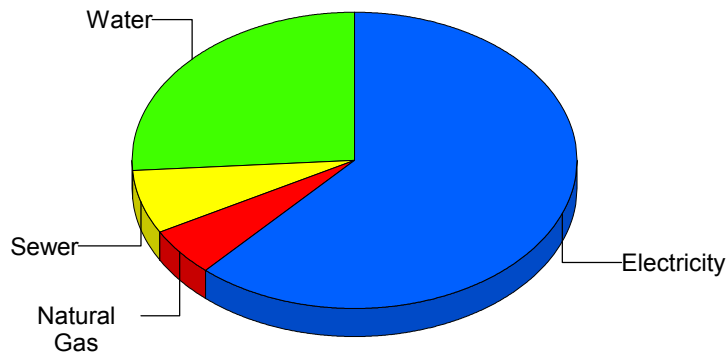
Cost Avoidance Program

Cost Summary Graph

Grouped by Energy Type

Energy Type	Use	Units	Meter Cost	Special Charges	Total Cost	Avg Unit Cost	% of Total Cost
Site: HILLSIDE ELEMENTARY - HILLSIDE ELEMENTARY							
Electricity	18,097	KWH	\$2,823.13	\$0.00	\$2,823.13	0.1560	61.71%
Natural Gas	180	CCF	\$245.54	\$0.00	\$245.54	1.3641	5.37%
Water	340	CCF	\$1,193.40	\$0.00	\$1,193.40	3.5100	26.09%
Sewer	89	CCF	\$312.88	\$0.00	\$312.88	3.5155	6.84%
Total Cost:			\$4,574.95	\$0.00	\$4,574.95		

For HILLSIDE
ELEMENTARY



Electricity	61.7%
Natural Gas	5.4%
Sewer	6.8%
Water	26.1%
Total:	100.0%

Filters: Cost Center Name Not Equal To DoNotReport; Billing Period Equal To 201007

elpaso

Energy CAP

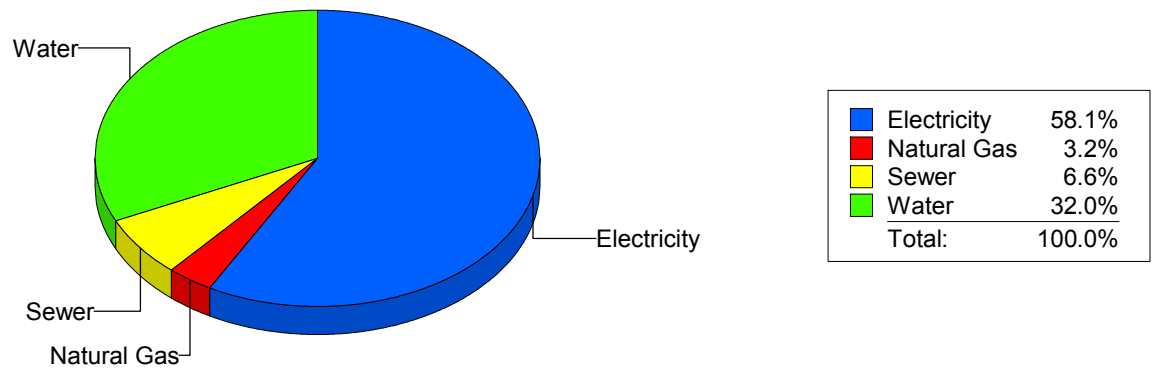
Cost Avoidance Program

Cost Summary Graph

Grouped by Energy Type

Energy Type	Use	Units	Meter Cost	Special Charges	Total Cost	Avg Unit Cost	% of Total Cost
Site: HOUSTON INTERMEDIATE - HOUSTON INTERMEDIATE							
Electricity	7,616	KWH	\$2,446.94	\$0.00	\$2,446.94	0.3213	58.14%
Natural Gas	62	CCF	\$134.89	\$0.00	\$134.89	2.1756	3.20%
Water	298	CCF	\$1,347.17	\$0.00	\$1,347.17	4.5207	32.01%
Sewer	55	CCF	\$279.81	\$0.00	\$279.81	5.0875	6.65%
Total Cost:			\$4,208.81	\$0.00	\$4,208.81		

For HOUSTON
INTERMEDIATE



Filters: Cost Center Name Not Equal To DoNotReport; Billing Period Equal To 201007

elpaso

Energy CAP

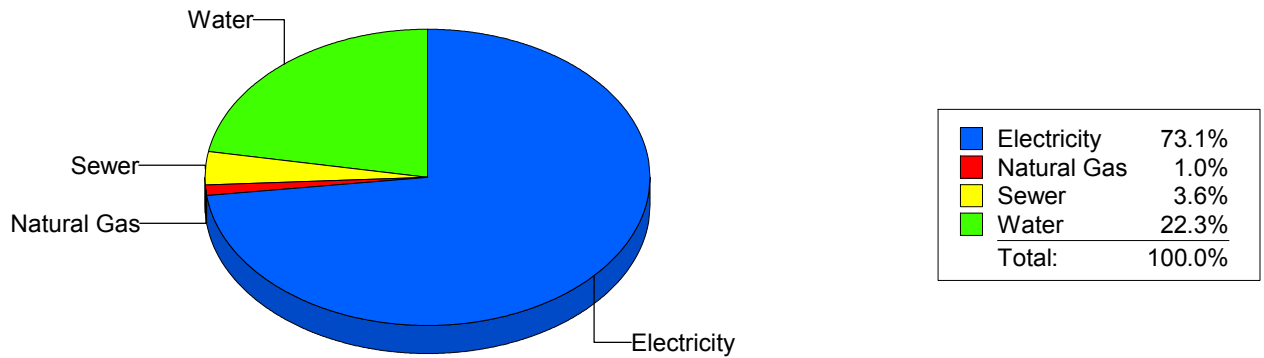
Cost Avoidance Program

Cost Summary Graph

Grouped by Energy Type

Energy Type	Use	Units	Meter Cost	Special Charges	Total Cost	Avg Unit Cost	% of Total Cost
Site: MOYE - HR MOYE							
Electricity	53,160	KWH	\$6,527.41	\$0.00	\$6,527.41	0.1228	73.10%
Natural Gas	100	CCF	\$91.30	\$0.00	\$91.30	0.9130	1.02%
Water	389	CCF	\$1,987.69	\$0.00	\$1,987.69	5.1097	22.26%
Sewer	87	CCF	\$322.44	\$0.00	\$322.44	3.7062	3.61%
Total Cost:			\$8,928.84	\$0.00	\$8,928.84		

For HR MOYE



Filters: Cost Center Name Not Equal To DoNotReport; Billing Period Equal To 201007

elpaso

Energy CAP

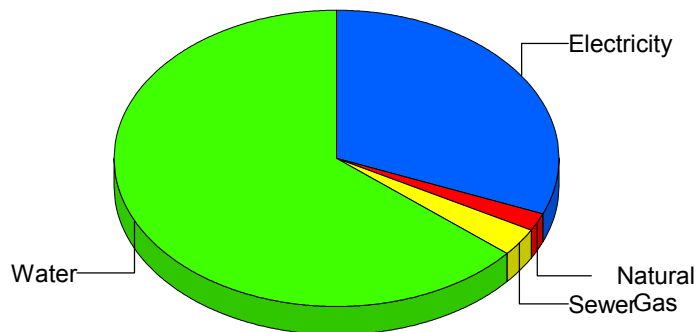
Cost Avoidance Program

Cost Summary Graph

Grouped by Energy Type

Energy Type	Use	Units	Meter Cost	Special Charges	Total Cost	Avg Unit Cost	% of Total Cost
Site: HUGHEY ELEMENTARY SC - HUGHEY ELEMENTARY SC							
Electricity	8,280	KWH	\$1,353.82	\$0.00	\$1,353.82	0.1635	31.18%
Natural Gas	85	CCF	\$82.61	\$0.00	\$82.61	0.9719	1.90%
Water	644	CCF	\$2,768.20	\$0.00	\$2,768.20	4.2984	63.76%
Sewer	58	CCF	\$137.17	\$0.00	\$137.17	2.3650	3.16%
Total Cost:			\$4,341.80	\$0.00	\$4,341.80		

For HUGHEY
ELEMENTARY
SC



Electricity	31.2%
Natural Gas	1.9%
Sewer	3.2%
Water	63.8%
Total:	100.0%

Filters: Cost Center Name Not Equal To DoNotReport; Billing Period Equal To 201007

elpaso

Energy CAP

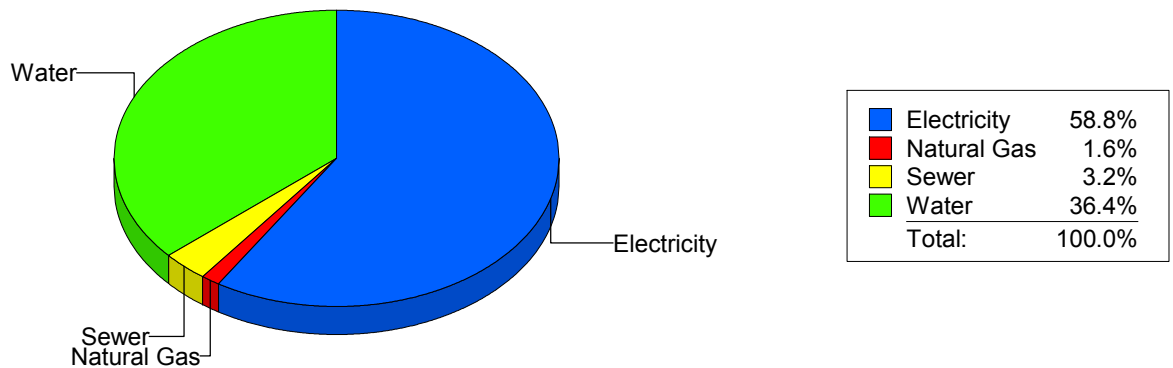
Cost Avoidance Program

Cost Summary Graph

Grouped by Energy Type

Energy Type	Use	Units	Meter Cost	Special Charges	Total Cost	Avg Unit Cost	% of Total Cost
Site: IRVIN HIGH SCHOOL - IRVIN HIGH SCHOOL							
Electricity	95,658	KWH	\$10,428.23	\$0.00	\$10,428.23	0.1090	58.85%
Natural Gas	318	CCF	\$275.83	\$0.00	\$275.83	0.8674	1.56%
Water	1,814	CCF	\$6,443.06	\$0.00	\$6,443.06	3.5519	36.36%
Sewer	343	CCF	\$573.22	\$0.00	\$573.22	1.6712	3.23%
Total Cost:			\$17,720.34	\$0.00	\$17,720.34		

For IRVIN HIGH SCHOOL



Filters: Cost Center Name Not Equal To DoNotReport; Billing Period Equal To 201007

elpaso

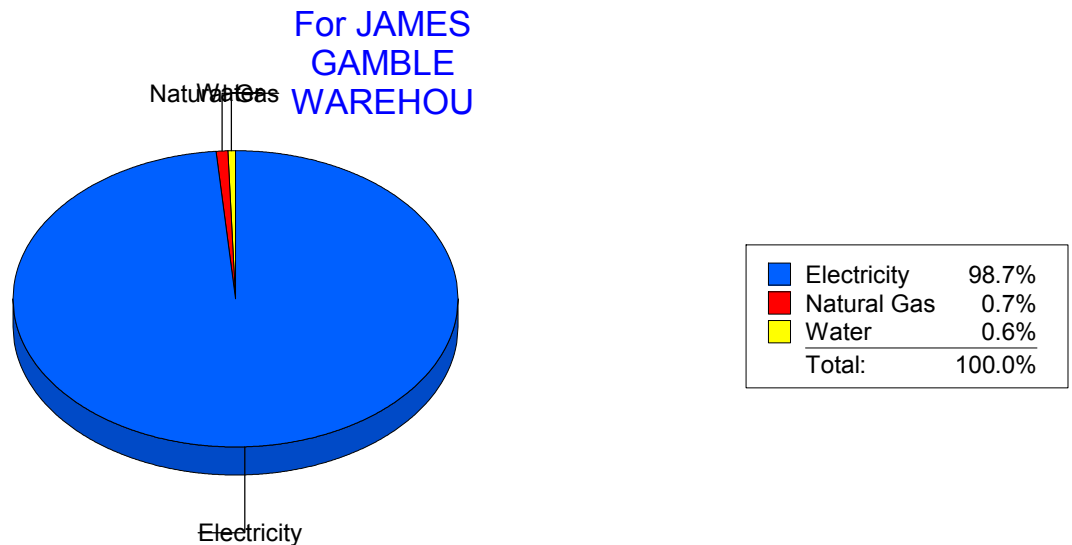
Energy CAP

Cost Avoidance Program

Cost Summary Graph

Grouped by Energy Type

Energy Type	Use	Units	Meter Cost	Special Charges	Total Cost	Avg Unit Cost	% of Total Cost
Site: JAMES GAMBLE WAREHOU - JAMES GAMBLE WAREHOU							
Electricity	40,700	KWH	\$5,550.05	\$0.00	\$5,550.05	0.1364	98.69%
Natural Gas	7	CCF	\$37.33	\$0.00	\$37.33	5.3329	0.66%
Water	0	CCF	\$36.36	\$0.00	\$36.36	0.0000	0.65%
Total Cost:			\$5,623.74	\$0.00	\$5,623.74		



Filters: Cost Center Name Not Equal To DoNotReport; Billing Period Equal To 201007

elpaso

Energy CAP

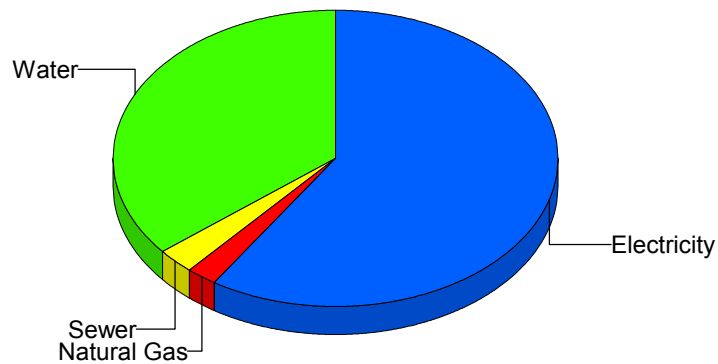
Cost Avoidance Program

Cost Summary Graph

Grouped by Energy Type

Energy Type	Use	Units	Meter Cost	Special Charges	Total Cost	Avg Unit Cost	% of Total Cost
Site: JEFFERSON HIGH SCHOO - JEFFERSON HIGH SCHOO							
Electricity	106,507	KWH	\$12,225.25	\$0.00	\$12,225.25	0.1148	59.11%
Natural Gas	339	CCF	\$478.90	\$0.00	\$478.90	1.4127	2.32%
Water	2,181	CCF	\$7,393.85	\$0.00	\$7,393.85	3.3901	35.75%
Sewer	188	CCF	\$583.31	\$0.00	\$583.31	3.1027	2.82%
Total Cost:			\$20,681.31	\$0.00	\$20,681.31		

For
JEFFERSON
HIGH SCHOO



Electricity	59.1%
Natural Gas	2.3%
Sewer	2.8%
Water	35.8%
Total:	100.0%

Filters: Cost Center Name Not Equal To DoNotReport; Billing Period Equal To 201007

elpaso

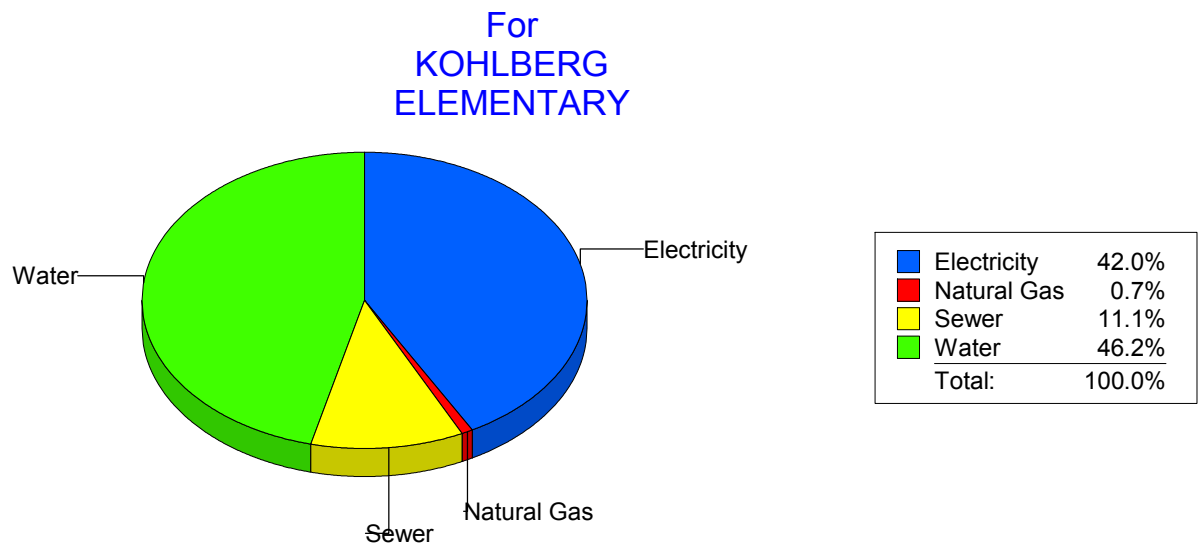
Energy CAP

Cost Avoidance Program

Cost Summary Graph

Grouped by Energy Type

Energy Type	Use	Units	Meter Cost	Special Charges	Total Cost	Avg Unit Cost	% of Total Cost
Site: KOHLBERG ELEMENTARY - KOHLBERG ELEMENTARY							
Electricity	16,000	KWH	\$1,890.67	\$0.00	\$1,890.67	0.1182	41.99%
Natural Gas	0	CCF	\$33.38	\$0.00	\$33.38	0.0000	0.74%
Water	754	CCF	\$2,079.31	\$0.00	\$2,079.31	2.7577	46.18%
Sewer	246	CCF	\$499.51	\$0.00	\$499.51	2.0305	11.09%
Total Cost:			\$4,502.87	\$0.00	\$4,502.87		



Filters: Cost Center Name Not Equal To DoNotReport; Billing Period Equal To 201007

elpaso

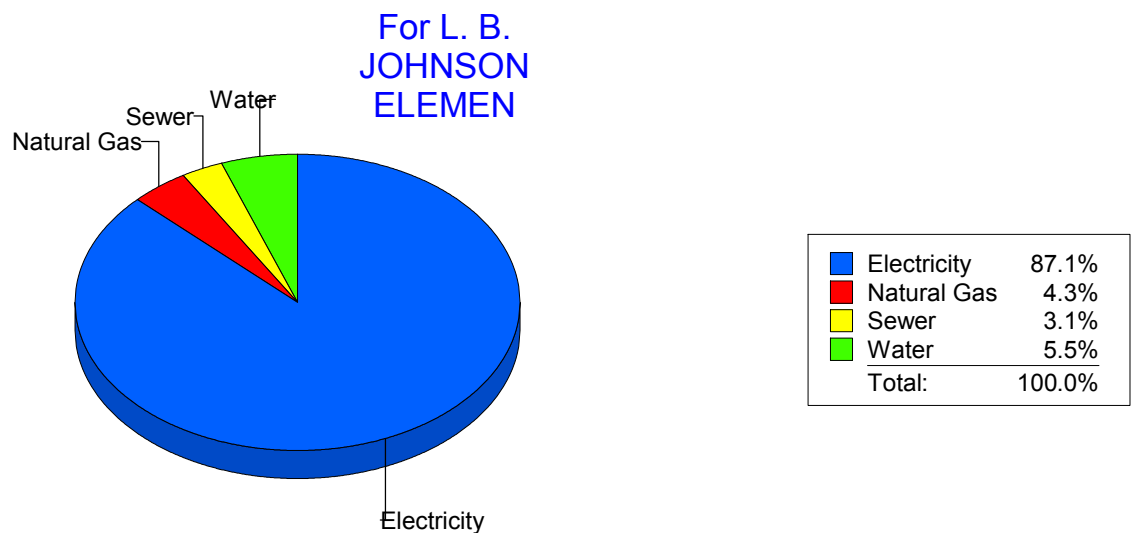
Energy CAP

Cost Avoidance Program

Cost Summary Graph

Grouped by Energy Type

Energy Type	Use	Units	Meter Cost	Special Charges	Total Cost	Avg Unit Cost	% of Total Cost
Site: L. B. JOHNSON ELEMEN - L. B. JOHNSON ELEMEN							
Electricity	73,650	KWH	\$8,656.99	\$0.00	\$8,656.99	0.1175	87.10%
Natural Gas	546	CCF	\$432.20	\$0.00	\$432.20	0.7916	4.35%
Water	346	CCF	\$543.17	\$0.00	\$543.17	1.5699	5.47%
Sewer	117	CCF	\$306.52	\$0.00	\$306.52	2.6198	3.08%
Total Cost:			\$9,938.88	\$0.00	\$9,938.88		



Filters: Cost Center Name Not Equal To DoNotReport; Billing Period Equal To 201007

elpaso

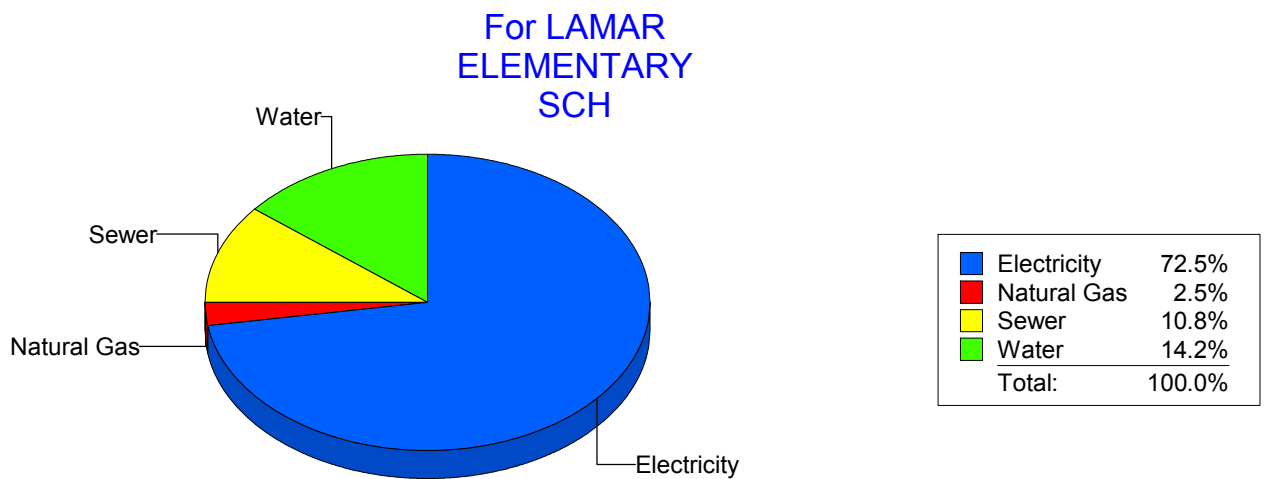
Energy CAP

Cost Avoidance Program

Cost Summary Graph

Grouped by Energy Type

Energy Type	Use	Units	Meter Cost	Special Charges	Total Cost	Avg Unit Cost	% of Total Cost
Site: LAMAR ELEMENTARY SCH - LAMAR ELEMENTARY SCH							
Electricity	19,200	KWH	\$4,011.51	\$0.00	\$4,011.51	0.2089	72.50%
Natural Gas	66	CCF	\$138.36	\$0.00	\$138.36	2.0964	2.50%
Water	244	CCF	\$787.71	\$0.00	\$787.71	3.2283	14.24%
Sewer	203	CCF	\$595.27	\$0.00	\$595.27	2.9324	10.76%
Total Cost:			\$5,532.85	\$0.00	\$5,532.85		



Filters: Cost Center Name Not Equal To DoNotReport; Billing Period Equal To 201007

elpaso

Energy CAP

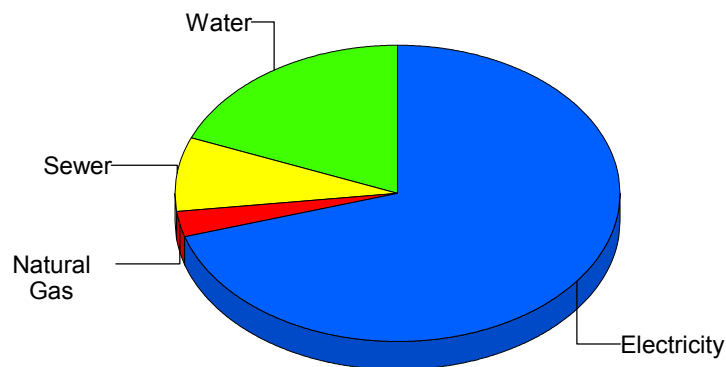
Cost Avoidance Program

Cost Summary Graph

Grouped by Energy Type

Energy Type	Use	Units	Meter Cost	Special Charges	Total Cost	Avg Unit Cost	% of Total Cost
Site: LEE ELEMENTARY - LEE ELEMENTARY							
Electricity	7,183	KWH	\$3,574.64	\$0.00	\$3,574.64	0.4977	70.27%
Natural Gas	102	CCF	\$144.73	\$0.00	\$144.73	1.4189	2.84%
Water	281	CCF	\$954.12	\$0.00	\$954.12	3.3954	18.76%
Sewer	104	CCF	\$413.73	\$0.00	\$413.73	3.9782	8.13%
Total Cost:			\$5,087.22	\$0.00	\$5,087.22		

For LEE
ELEMENTARY



Electricity	70.3%
Natural Gas	2.8%
Sewer	8.1%
Water	18.8%
Total:	100.0%

Filters: Cost Center Name Not Equal To DoNotReport; Billing Period Equal To 201007

elpaso

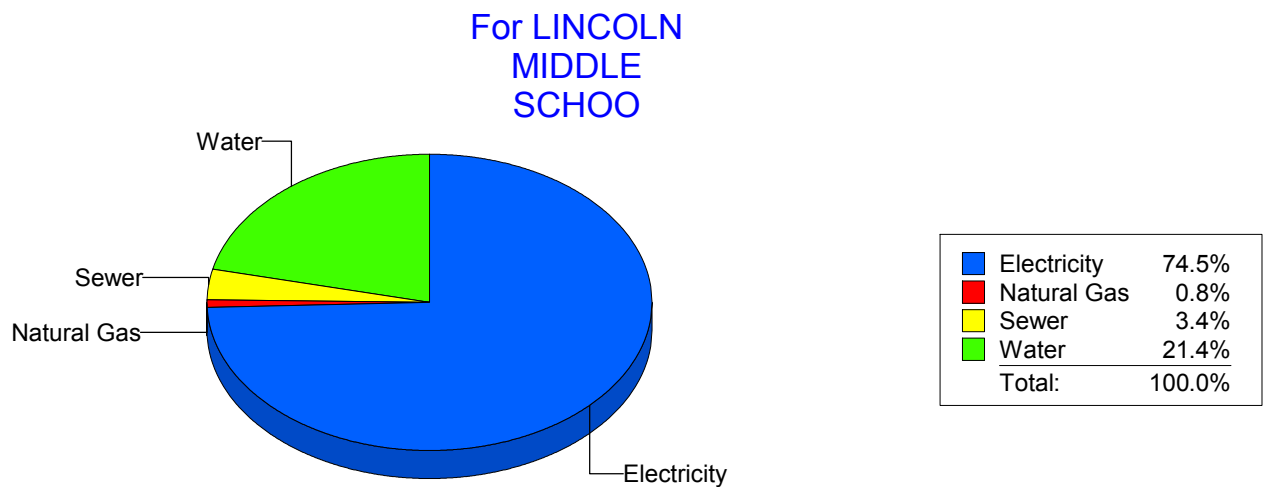
Energy CAP

Cost Avoidance Program

Cost Summary Graph

Grouped by Energy Type

Energy Type	Use	Units	Meter Cost	Special Charges	Total Cost	Avg Unit Cost	% of Total Cost
Site: LINCOLN MIDDLE SCHOO - LINCOLN MIDDLE SCHOO							
Electricity	49,650	KWH	\$7,607.97	\$0.00	\$7,607.97	0.1532	74.47%
Natural Gas	75	CCF	\$76.82	\$0.00	\$76.82	1.0243	0.75%
Water	672	CCF	\$2,183.43	\$0.00	\$2,183.43	3.2492	21.37%
Sewer	166	CCF	\$348.43	\$0.00	\$348.43	2.0990	3.41%
Total Cost:			\$10,216.65	\$0.00	\$10,216.65		



Filters: Cost Center Name Not Equal To DoNotReport; Billing Period Equal To 201007

elpaso

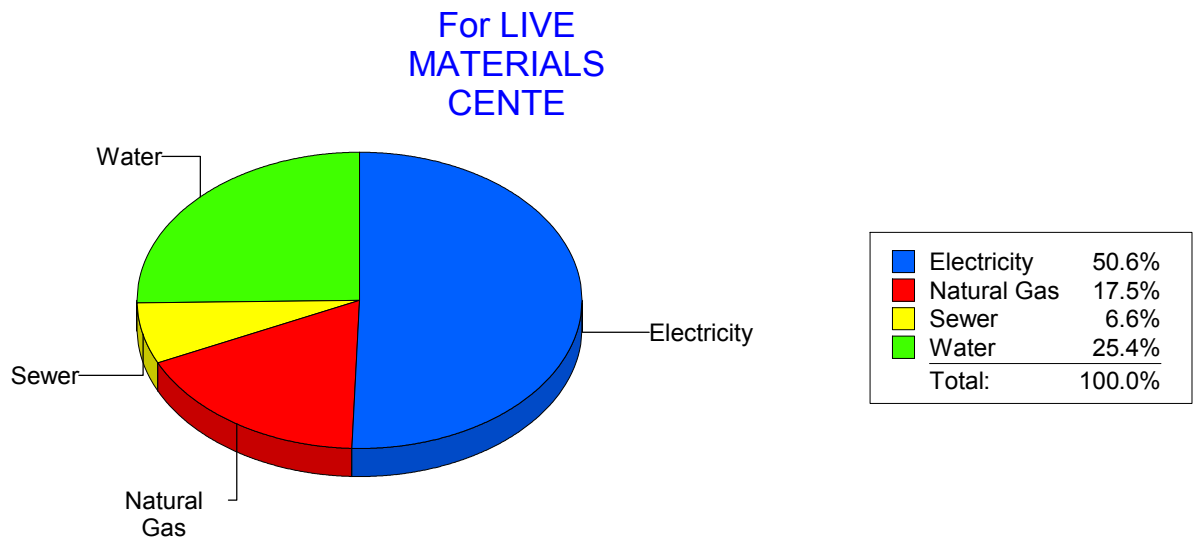
Energy CAP

Cost Avoidance Program

Cost Summary Graph

Grouped by Energy Type

Energy Type	Use	Units	Meter Cost	Special Charges	Total Cost	Avg Unit Cost	% of Total Cost
Site: LIVE MATERIALS CENTE - LIVE MATERIALS CENTE							
Electricity	1,595	KWH	\$214.98	\$0.00	\$214.98	0.1348	50.59%
Natural Gas	13	CCF	\$74.29	\$0.00	\$74.29	5.7146	17.48%
Water	30	CCF	\$107.86	\$0.00	\$107.86	3.5953	25.38%
Sewer	6	CCF	\$27.84	\$0.00	\$27.84	4.6400	6.55%
Total Cost:			\$424.97	\$0.00	\$424.97		



Filters: Cost Center Name Not Equal To DoNotReport; Billing Period Equal To 201007

elpaso

Energy CAP

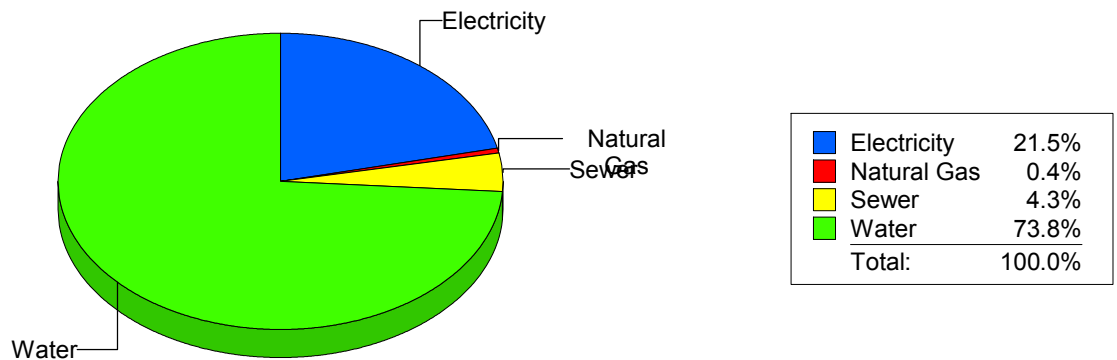
Cost Avoidance Program

Cost Summary Graph

Grouped by Energy Type

Energy Type	Use	Units	Meter Cost	Special Charges	Total Cost	Avg Unit Cost	% of Total Cost
Site: LOGAN ELEMENTARY - LOGAN ELEMENTARY							
Electricity	6,780	KWH	\$759.13	\$0.00	\$759.13	0.1120	21.48%
Natural Gas	13	CCF	\$13.08	\$0.00	\$13.08	1.0062	0.37%
Water	631	CCF	\$2,607.60	\$0.00	\$2,607.60	4.1325	73.80%
Sewer	72	CCF	\$153.68	\$0.00	\$153.68	2.1344	4.35%
Total Cost:			\$3,533.49	\$0.00	\$3,533.49		

For LOGAN
ELEMENTARY



Filters: Cost Center Name Not Equal To DoNotReport; Billing Period Equal To 201007

elpaso

Energy CAP

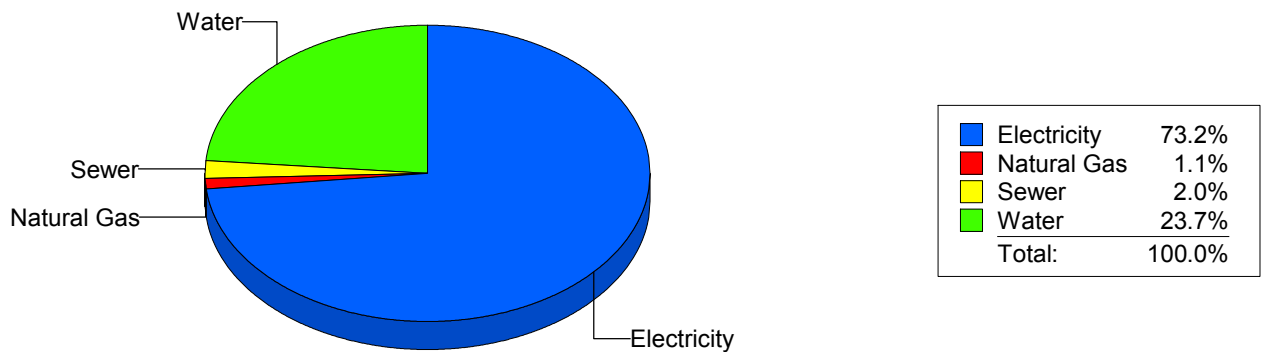
Cost Avoidance Program

Cost Summary Graph

Grouped by Energy Type

Energy Type	Use	Units	Meter Cost	Special Charges	Total Cost	Avg Unit Cost	% of Total Cost
Site: LUNDY - LUNDY							
Electricity	64,600	KWH	\$9,501.26	\$0.00	\$9,501.26	0.1471	73.22%
Natural Gas	137	CCF	\$146.11	\$0.00	\$146.11	1.0665	1.13%
Water	800	CCF	\$3,071.27	\$0.00	\$3,071.27	3.8391	23.67%
Sewer	36	CCF	\$257.67	\$0.00	\$257.67	7.1575	1.99%
Total Cost:			\$12,976.31	\$0.00	\$12,976.31		

For LUNDY



Filters: Cost Center Name Not Equal To DoNotReport; Billing Period Equal To 201007

elpaso

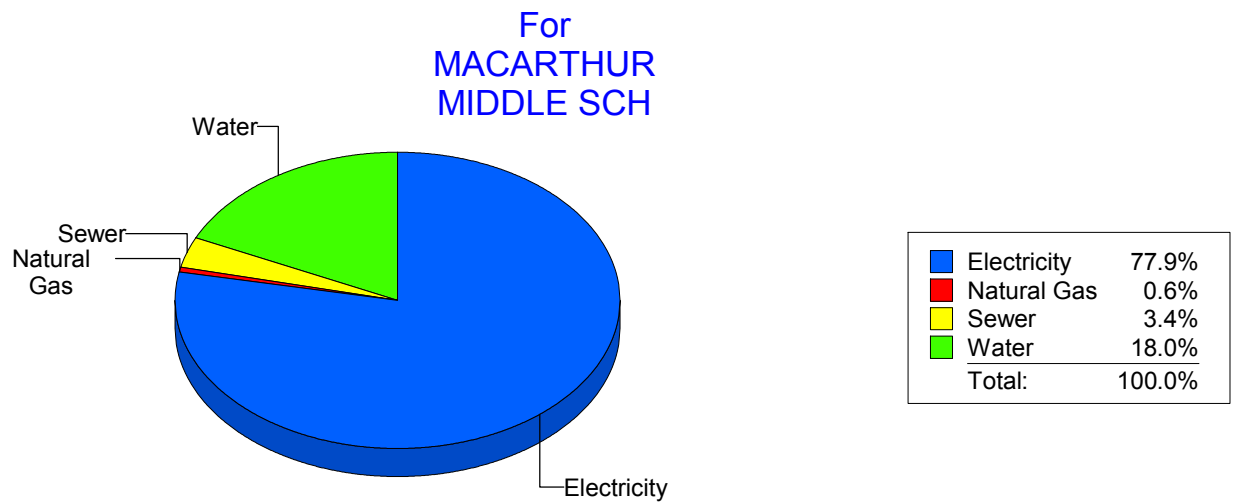
Energy CAP

Cost Avoidance Program

Cost Summary Graph

Grouped by Energy Type

Energy Type	Use	Units	Meter Cost	Special Charges	Total Cost	Avg Unit Cost	% of Total Cost
Site: MACARTHUR MIDDLE SCH - MACARTHUR MIDDLE SCH							
Electricity	39,240	KWH	\$6,149.29	\$0.00	\$6,149.29	0.1567	77.95%
Natural Gas	24	CCF	\$47.28	\$0.00	\$47.28	1.9700	0.60%
Water	463	CCF	\$1,422.72	\$0.00	\$1,422.72	3.0728	18.03%
Sewer	104	CCF	\$269.69	\$0.00	\$269.69	2.5932	3.42%
Total Cost:			\$7,888.98	\$0.00	\$7,888.98		



Filters: Cost Center Name Not Equal To DoNotReport; Billing Period Equal To 201007

elpaso

Energy CAP

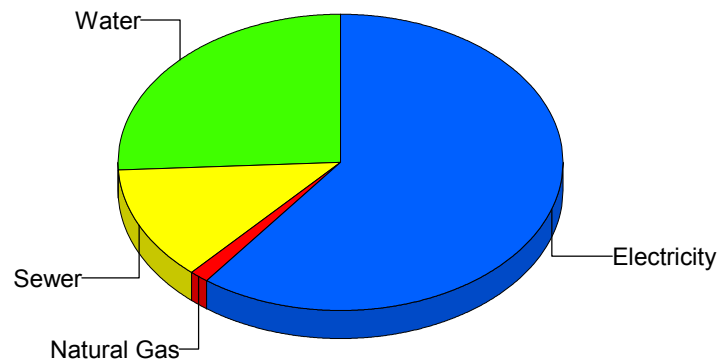
Cost Avoidance Program

Cost Summary Graph

Grouped by Energy Type

Energy Type	Use	Units	Meter Cost	Special Charges	Total Cost	Avg Unit Cost	% of Total Cost
Site: MAGOFFIN MIDDLE SCHO - MAGOFFIN MIDDLE SCHO							
Electricity	11,224	KWH	\$1,412.53	\$0.00	\$1,412.53	0.1258	60.30%
Natural Gas	0	CCF	\$33.38	\$0.00	\$33.38	0.0000	1.43%
Water	132	CCF	\$601.91	\$0.00	\$601.91	4.5599	25.70%
Sewer	65	CCF	\$294.50	\$0.00	\$294.50	4.5308	12.57%
Total Cost:			\$2,342.32	\$0.00	\$2,342.32		

For MAGOFFIN
MIDDLE SCHO



Electricity	60.3%
Natural Gas	1.4%
Sewer	12.6%
Water	25.7%
Total:	100.0%

Filters: Cost Center Name Not Equal To DoNotReport; Billing Period Equal To 201007

elpaso

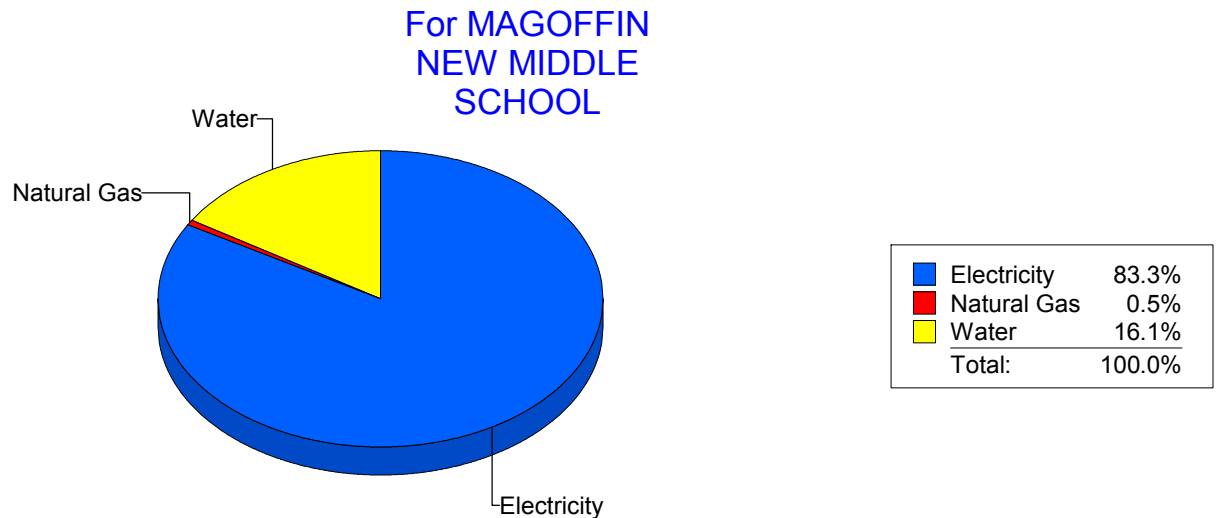
Energy CAP

Cost Avoidance Program

Cost Summary Graph

Grouped by Energy Type

Energy Type	Use	Units	Meter Cost	Special Charges	Total Cost	Avg Unit Cost	% of Total Cost
Site: MAGOFFINMIDDLESCHOOLN047 - MAGOFFIN NEW MIDDLE SCHOOL							
Electricity	96,800	KWH	\$12,918.25	\$0.00	\$12,918.25	0.1335	83.33%
Natural Gas	83	CCF	\$81.45	\$0.00	\$81.45	0.9813	0.53%
Water	673	CCF	\$2,503.51	\$0.00	\$2,503.51	3.7199	16.15%
Total Cost:			\$15,503.21	\$0.00	\$15,503.21		



Filters: Cost Center Name Not Equal To DoNotReport; Billing Period Equal To 201007

elpaso

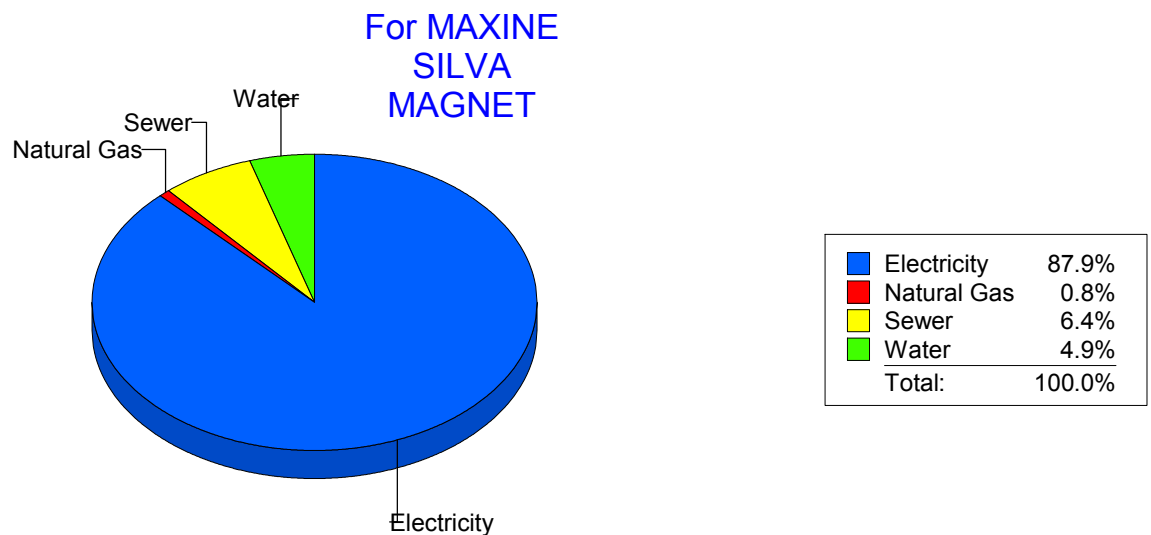
Energy CAP

Cost Avoidance Program

Cost Summary Graph

Grouped by Energy Type

Energy Type	Use	Units	Meter Cost	Special Charges	Total Cost	Avg Unit Cost	% of Total Cost
Site: MAXINE SILVA MAGNET - MAXINE SILVA MAGNET							
Electricity	35,100	KWH	\$3,660.22	\$0.00	\$3,660.22	0.1043	87.90%
Natural Gas	0	CCF	\$33.38	\$0.00	\$33.38	0.0000	0.80%
Water	38	CCF	\$202.12	\$0.00	\$202.12	5.3189	4.85%
Sewer	103	CCF	\$268.42	\$0.00	\$268.42	2.6060	6.45%
Total Cost:			\$4,164.14	\$0.00	\$4,164.14		



Filters: Cost Center Name Not Equal To DoNotReport; Billing Period Equal To 201007

el Paso

Energy CAP

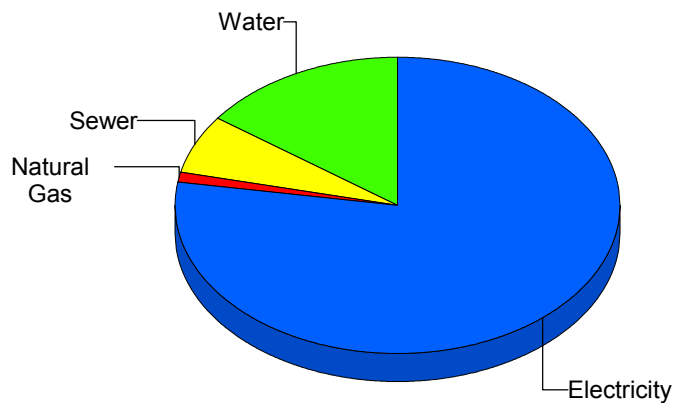
Cost Avoidance Program

Cost Summary Graph

Grouped by Energy Type

Energy Type	Use	Units	Meter Cost	Special Charges	Total Cost	Avg Unit Cost	% of Total Cost
Site: MESITA ELEMENTARY - MESITA ELEMENTARY							
Electricity	43,200	KWH	\$6,134.05	\$0.00	\$6,134.05	0.1420	77.44%
Natural Gas	42	CCF	\$91.09	\$0.00	\$91.09	2.1688	1.15%
Water	286	CCF	\$1,192.88	\$0.00	\$1,192.88	4.1709	15.06%
Sewer	229	CCF	\$502.78	\$0.00	\$502.78	2.1955	6.35%
Total Cost:			\$7,920.80	\$0.00	\$7,920.80		

For MESITA
ELEMENTARY



Electricity	77.4%
Natural Gas	1.2%
Sewer	6.3%
Water	15.1%
Total:	100.0%

Filters: Cost Center Name Not Equal To DoNotReport; Billing Period Equal To 201007

elpaso

Energy CAP

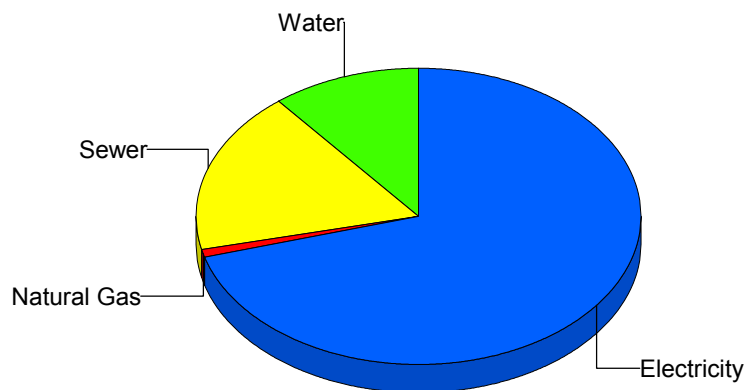
Cost Avoidance Program

Cost Summary Graph

Grouped by Energy Type

Energy Type	Use	Units	Meter Cost	Special Charges	Total Cost	Avg Unit Cost	% of Total Cost
Site: MILAM ELEMENTARY - MILAM ELEMENTARY							
Electricity	7,560	KWH	\$1,254.80	\$0.00	\$1,254.80	0.1660	70.51%
Natural Gas	16	CCF	\$16.10	\$0.00	\$16.10	1.0063	0.90%
Water	47	CCF	\$193.34	\$0.00	\$193.34	4.1136	10.86%
Sewer	140	CCF	\$315.41	\$0.00	\$315.41	2.2529	17.72%
Total Cost:			\$1,779.65	\$0.00	\$1,779.65		

For MILAM
ELEMENTARY



Electricity	70.5%
Natural Gas	0.9%
Sewer	17.7%
Water	10.9%
Total:	100.0%

Filters: Cost Center Name Not Equal To DoNotReport; Billing Period Equal To 201007

elpaso

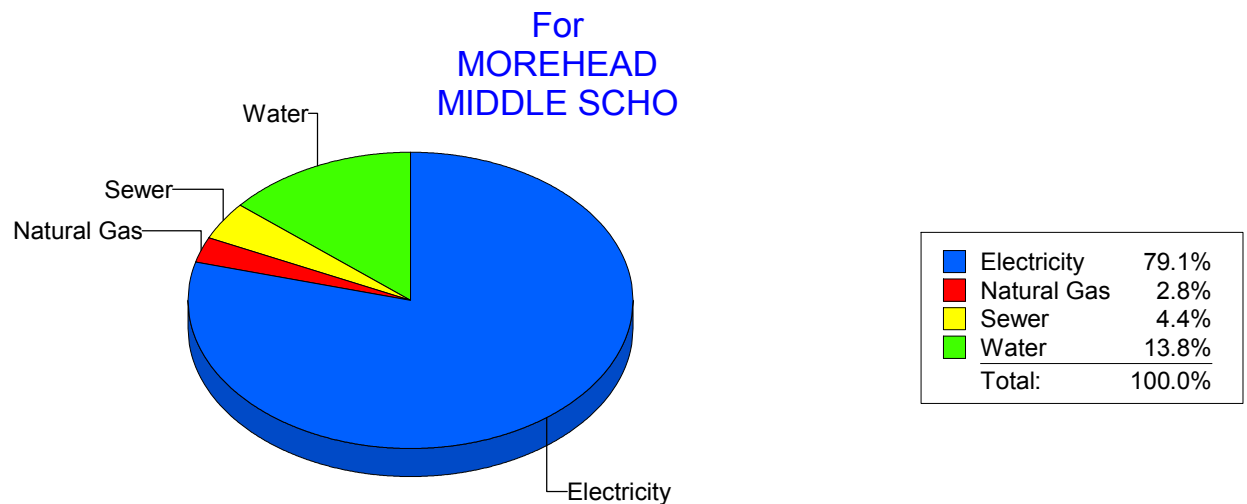
Energy CAP

Cost Avoidance Program

Cost Summary Graph

Grouped by Energy Type

Energy Type	Use	Units	Meter Cost	Special Charges	Total Cost	Avg Unit Cost	% of Total Cost
Site: MOREHEAD MIDDLE SCHO - MOREHEAD MIDDLE SCHO							
Electricity	70,857	KWH	\$7,777.06	\$0.00	\$7,777.06	0.1098	79.09%
Natural Gas	367	CCF	\$276.42	\$0.00	\$276.42	0.7532	2.81%
Water	1,082	CCF	\$1,352.36	\$0.00	\$1,352.36	1.2499	13.75%
Sewer	170	CCF	\$427.85	\$0.00	\$427.85	2.5168	4.35%
Total Cost:			\$9,833.69	\$0.00	\$9,833.69		



Filters: Cost Center Name Not Equal To DoNotReport; Billing Period Equal To 201007

elpaso

Energy CAP

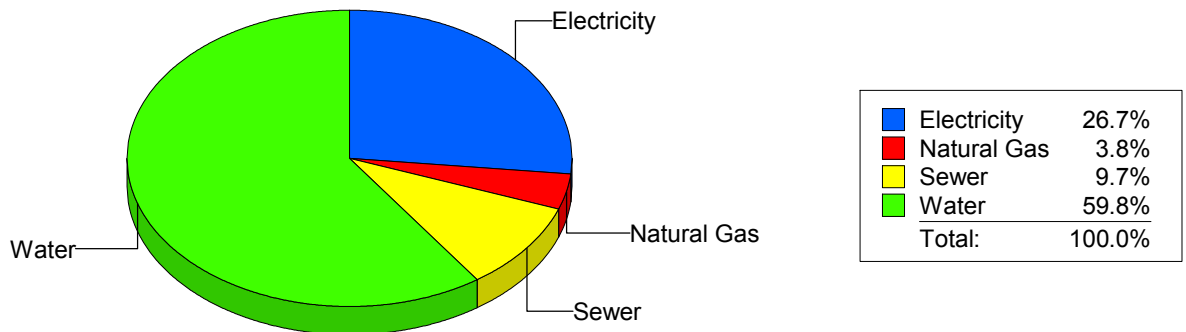
Cost Avoidance Program

Cost Summary Graph

Grouped by Energy Type

Energy Type	Use	Units	Meter Cost	Special Charges	Total Cost	Avg Unit Cost	% of Total Cost
Site: NEWMAN ELEMENTARY - NEWMAN ELEMENTARY							
Electricity	8,935	KWH	\$1,022.14	\$0.00	\$1,022.14	0.1144	26.73%
Natural Gas	77	CCF	\$144.74	\$0.00	\$144.74	1.8797	3.79%
Water	745	CCF	\$2,286.30	\$0.00	\$2,286.30	3.0689	59.79%
Sewer	204	CCF	\$370.80	\$0.00	\$370.80	1.8176	9.70%
Total Cost:			\$3,823.98	\$0.00	\$3,823.98		

For NEWMAN
ELEMENTARY



Filters: Cost Center Name Not Equal To DoNotReport; Billing Period Equal To 201007

elpaso

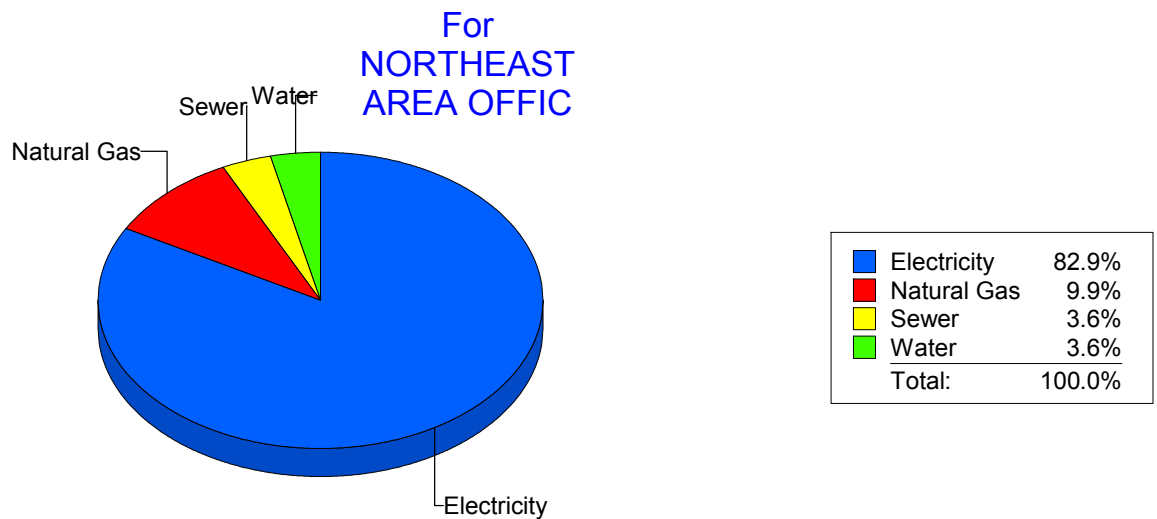
Energy CAP

Cost Avoidance Program

Cost Summary Graph

Grouped by Energy Type

Energy Type	Use	Units	Meter Cost	Special Charges	Total Cost	Avg Unit Cost	% of Total Cost
Site: NORTHEAST AREA OFFIC - NORTHEAST AREA OFFIC							
Electricity	9,000	KWH	\$1,177.47	\$0.00	\$1,177.47	0.1308	82.92%
Natural Gas	12	CCF	\$140.47	\$0.00	\$140.47	11.7058	9.89%
Water	6	CCF	\$51.50	\$0.00	\$51.50	8.5833	3.63%
Sewer	8	CCF	\$50.60	\$0.00	\$50.60	6.3250	3.56%
Total Cost:			\$1,420.04	\$0.00	\$1,420.04		



Filters: Cost Center Name Not Equal To DoNotReport; Billing Period Equal To 201007

elpaso

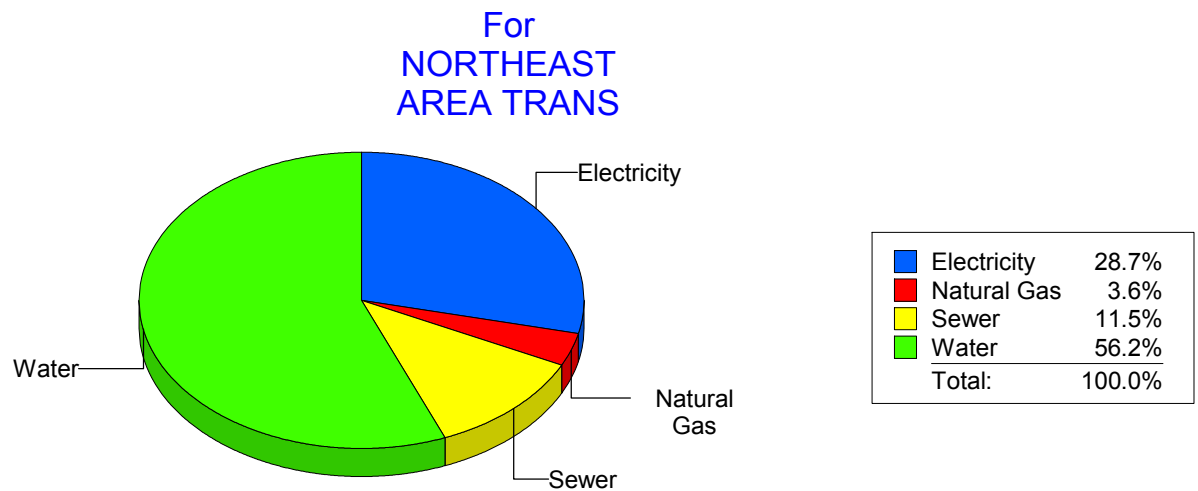
Energy CAP

Cost Avoidance Program

Cost Summary Graph

Grouped by Energy Type

Energy Type	Use	Units	Meter Cost	Special Charges	Total Cost	Avg Unit Cost	% of Total Cost
Site: NORTHEAST AREA TRANS - NORTHEAST AREA TRANS							
Electricity	7,398	KWH	\$644.49	\$0.00	\$644.49	0.0871	28.67%
Natural Gas	26	CCF	\$81.82	\$0.00	\$81.82	3.1469	3.64%
Water	274	CCF	\$1,263.86	\$0.00	\$1,263.86	4.6126	56.23%
Sewer	36	CCF	\$257.67	\$0.00	\$257.67	7.1575	11.46%
Total Cost:			\$2,247.84	\$0.00	\$2,247.84		



Filters: Cost Center Name Not Equal To DoNotReport; Billing Period Equal To 201007

elpaso

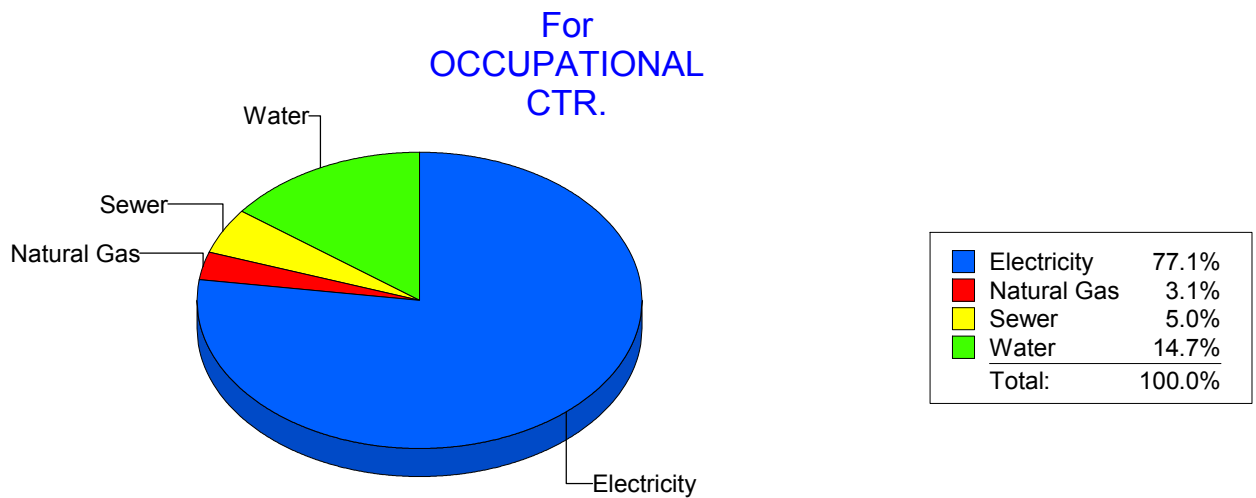
Energy CAP

Cost Avoidance Program

Cost Summary Graph

Grouped by Energy Type

Energy Type	Use	Units	Meter Cost	Special Charges	Total Cost	Avg Unit Cost	% of Total Cost
Site: OCCUPATIONAL CTR. - OCCUPATIONAL CTR.							
Electricity	7,100	KWH	\$1,145.49	\$0.00	\$1,145.49	0.1613	77.13%
Natural Gas	22	CCF	\$46.12	\$0.00	\$46.12	2.0964	3.11%
Water	45	CCF	\$218.71	\$0.00	\$218.71	4.8602	14.73%
Sewer	20	CCF	\$74.88	\$0.00	\$74.88	3.7440	5.04%
Total Cost:			\$1,485.20	\$0.00	\$1,485.20		



Filters: Cost Center Name Not Equal To DoNotReport; Billing Period Equal To 201007

elpaso

Energy CAP

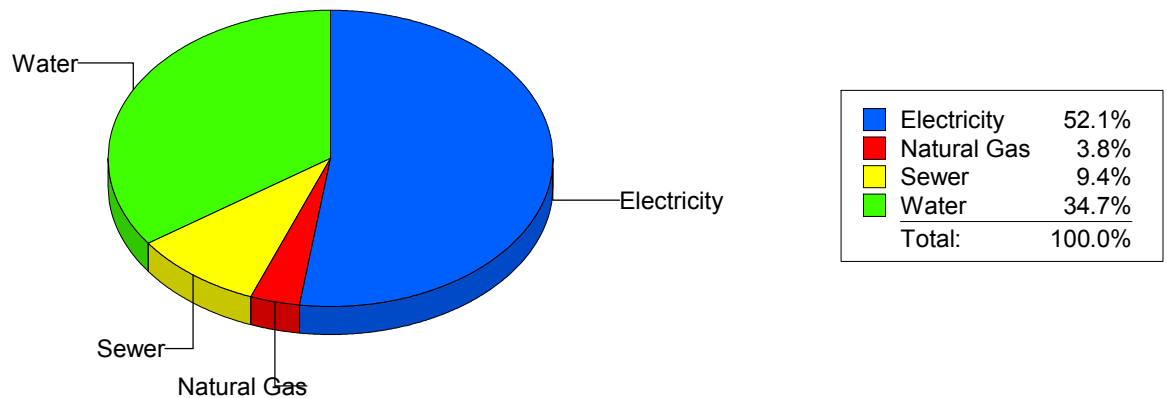
Cost Avoidance Program

Cost Summary Graph

Grouped by Energy Type

Energy Type	Use	Units	Meter Cost	Special Charges	Total Cost	Avg Unit Cost	% of Total Cost
Site: PARK ELEMENTARY - PARK ELEMENTARY							
Electricity	10,597	KWH	\$1,669.28	\$0.00	\$1,669.28	0.1575	52.15%
Natural Gas	35	CCF	\$120.47	\$0.00	\$120.47	3.4420	3.76%
Water	310	CCF	\$1,110.45	\$0.00	\$1,110.45	3.5821	34.69%
Sewer	100	CCF	\$300.96	\$0.00	\$300.96	3.0096	9.40%
Total Cost:			\$3,201.16	\$0.00	\$3,201.16		

For PARK
ELEMENTARY



Filters: Cost Center Name Not Equal To DoNotReport; Billing Period Equal To 201007

elpaso

Energy CAP

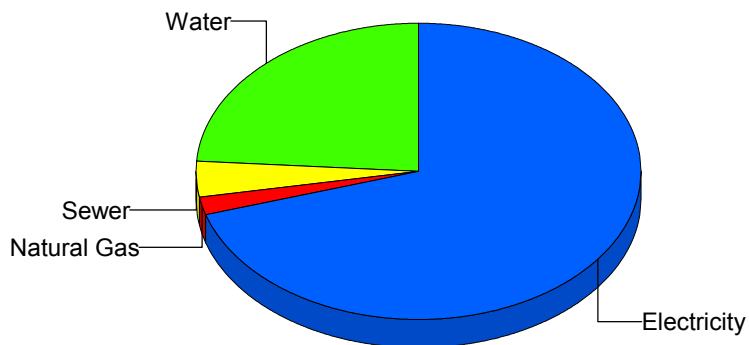
Cost Avoidance Program

Cost Summary Graph

Grouped by Energy Type

Energy Type	Use	Units	Meter Cost	Special Charges	Total Cost	Avg Unit Cost	% of Total Cost
Site: PAUL MORENO - PAUL MORENO							
Electricity	36,600	KWH	\$5,483.40	\$0.00	\$5,483.40	0.1498	70.20%
Natural Gas	163	CCF	\$168.36	\$0.00	\$168.36	1.0329	2.16%
Water	423	CCF	\$1,874.73	\$0.00	\$1,874.73	4.4320	24.00%
Sewer	77	CCF	\$284.88	\$0.00	\$284.88	3.6997	3.65%
Total Cost:			\$7,811.37	\$0.00	\$7,811.37		

For PAUL
MORENO



Electricity	70.2%
Natural Gas	2.2%
Sewer	3.6%
Water	24.0%
Total:	100.0%

Filters: Cost Center Name Not Equal To DoNotReport; Billing Period Equal To 201007

elpaso

Energy CAP

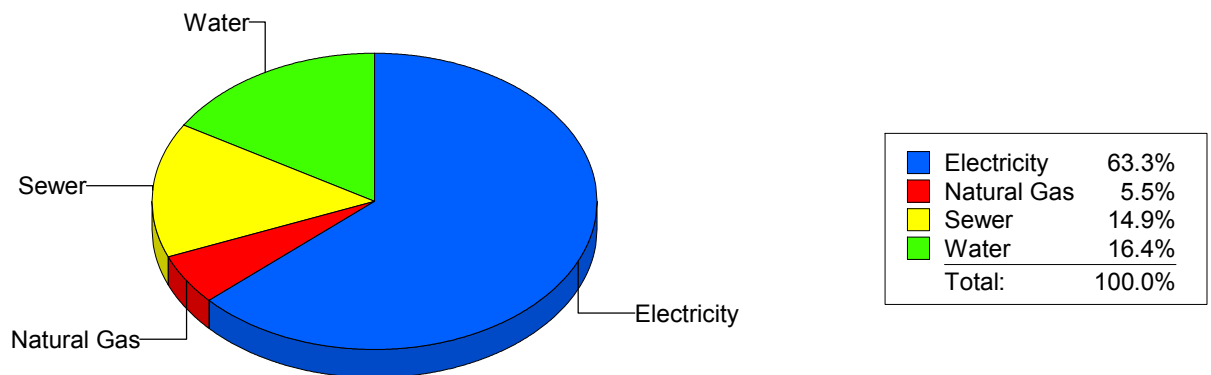
Cost Avoidance Program

Cost Summary Graph

Grouped by Energy Type

Energy Type	Use	Units	Meter Cost	Special Charges	Total Cost	Avg Unit Cost	% of Total Cost
Site: POLK ELEMENTARY - POLK ELEMENTARY							
Electricity	6,100	KWH	\$1,376.87	\$0.00	\$1,376.87	0.2257	63.32%
Natural Gas	90	CCF	\$118.89	\$0.00	\$118.89	1.3210	5.47%
Water	159	CCF	\$355.74	\$0.00	\$355.74	2.2374	16.36%
Sewer	146	CCF	\$323.03	\$0.00	\$323.03	2.2125	14.86%
Total Cost:			\$2,174.53	\$0.00	\$2,174.53		

For POLK
ELEMENTARY



Filters: Cost Center Name Not Equal To DoNotReport; Billing Period Equal To 201007

elpaso

Energy CAP

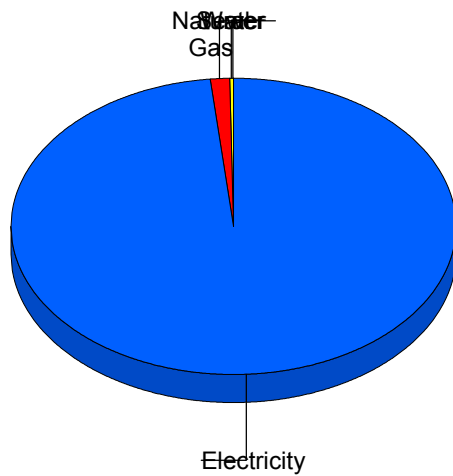
Cost Avoidance Program

Cost Summary Graph

Grouped by Energy Type

Energy Type	Use	Units	Meter Cost	Special Charges	Total Cost	Avg Unit Cost	% of Total Cost
Site: POWELL - POWELL							
Electricity	41,880	KWH	\$6,844.16	\$0.00	\$6,844.16	0.1634	98.20%
Natural Gas	123	CCF	\$107.24	\$0.00	\$107.24	0.8719	1.54%
Water	7	CCF	\$7.64	\$0.00	\$7.64	1.0914	0.11%
Sewer	5	CCF	\$10.23	\$0.00	\$10.23	2.0460	0.15%
Total Cost:			\$6,969.27	\$0.00	\$6,969.27		

For POWELL



Electricity	98.2%
Natural Gas	1.5%
Sewer	0.1%
Water	0.1%
Total:	100.0%

Filters: Cost Center Name Not Equal To DoNotReport; Billing Period Equal To 201007

elpaso

Energy CAP

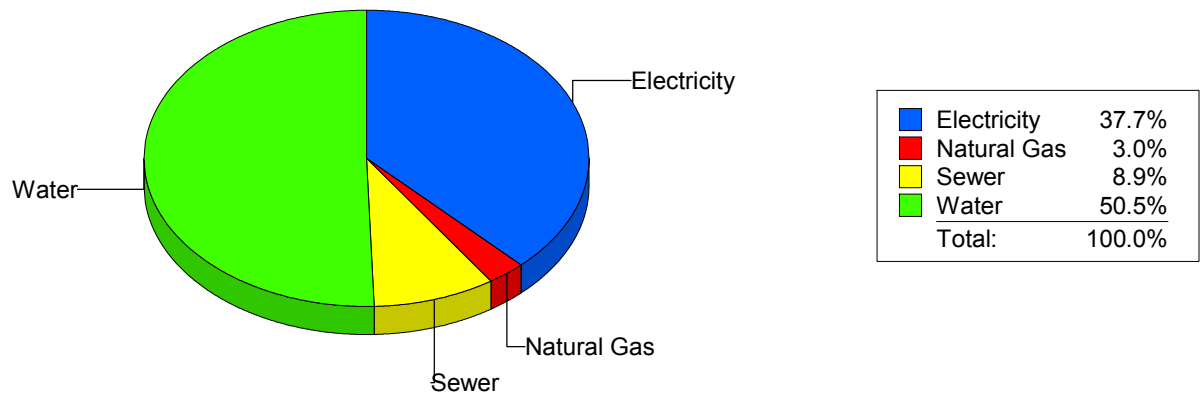
Cost Avoidance Program

Cost Summary Graph

Grouped by Energy Type

Energy Type	Use	Units	Meter Cost	Special Charges	Total Cost	Avg Unit Cost	% of Total Cost
Site: PUTNAM ELEMENTARY - PUTNAM ELEMENTARY							
Electricity	9,072	KWH	\$1,158.79	\$0.00	\$1,158.79	0.1277	37.65%
Natural Gas	44	CCF	\$92.37	\$0.00	\$92.37	2.0993	3.00%
Water	512	CCF	\$1,553.13	\$0.00	\$1,553.13	3.0335	50.46%
Sewer	158	CCF	\$273.38	\$0.00	\$273.38	1.7303	8.88%
Total Cost:			\$3,077.67	\$0.00	\$3,077.67		

For PUTNAM
ELEMENTARY



Filters: Cost Center Name Not Equal To DoNotReport; Billing Period Equal To 201007

elpaso

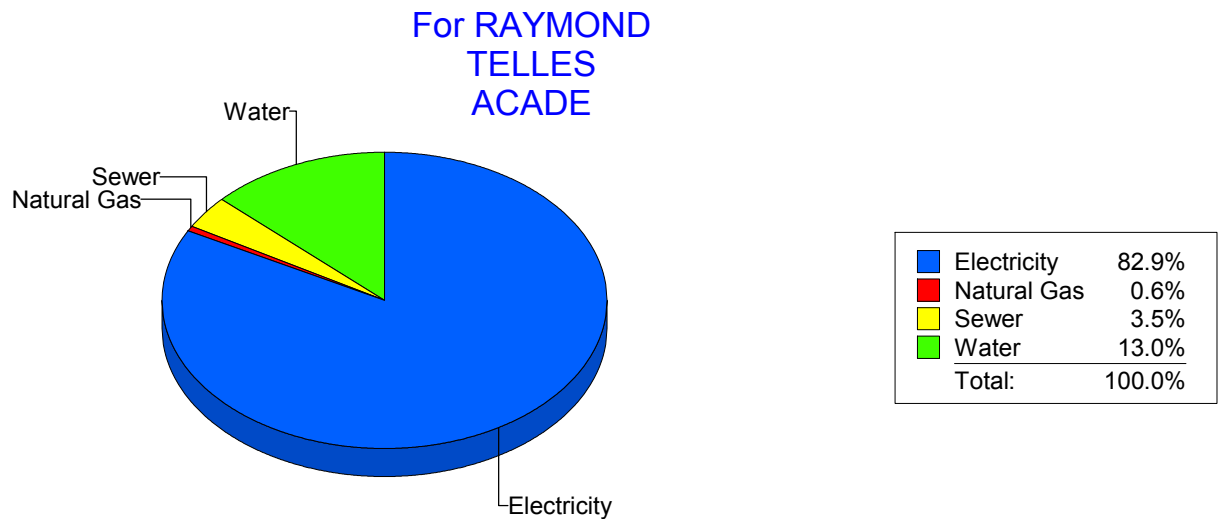
Energy CAP

Cost Avoidance Program

Cost Summary Graph

Grouped by Energy Type

Energy Type	Use	Units	Meter Cost	Special Charges	Total Cost	Avg Unit Cost	% of Total Cost
Site: RAYMOND TELLES ACADE - RAYMOND TELLES ACADE							
Electricity	43,200	KWH	\$5,477.79	\$0.00	\$5,477.79	0.1268	82.87%
Natural Gas	10	CCF	\$39.18	\$0.00	\$39.18	3.9180	0.59%
Water	260	CCF	\$858.82	\$0.00	\$858.82	3.3032	12.99%
Sewer	76	CCF	\$234.13	\$0.00	\$234.13	3.0807	3.54%
Total Cost:			\$6,609.92	\$0.00	\$6,609.92		



Filters: Cost Center Name Not Equal To DoNotReport; Billing Period Equal To 201007

elpaso

Energy CAP

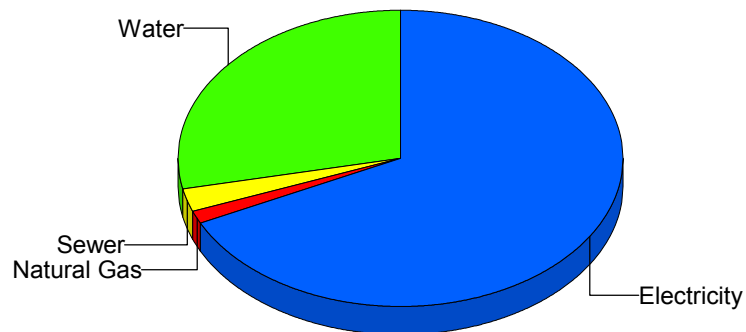
Cost Avoidance Program

Cost Summary Graph

Grouped by Energy Type

Energy Type	Use	Units	Meter Cost	Special Charges	Total Cost	Avg Unit Cost	% of Total Cost
Site: RICHARDSON MIDDLE - RICHARDSON MIDDLE							
Electricity	56,700	KWH	\$7,182.76	\$0.00	\$7,182.76	0.1267	67.69%
Natural Gas	183	CCF	\$148.85	\$0.00	\$148.85	0.8134	1.40%
Water	630	CCF	\$2,994.89	\$0.00	\$2,994.89	4.7538	28.22%
Sewer	116	CCF	\$284.93	\$0.00	\$284.93	2.4563	2.69%
Total Cost:			\$10,611.43	\$0.00	\$10,611.43		

For
RICHARDSON
MIDDLE



Electricity	67.7%
Natural Gas	1.4%
Sewer	2.7%
Water	28.2%
Total:	100.0%

Filters: Cost Center Name Not Equal To DoNotReport; Billing Period Equal To 201007

el Paso

Energy CAP

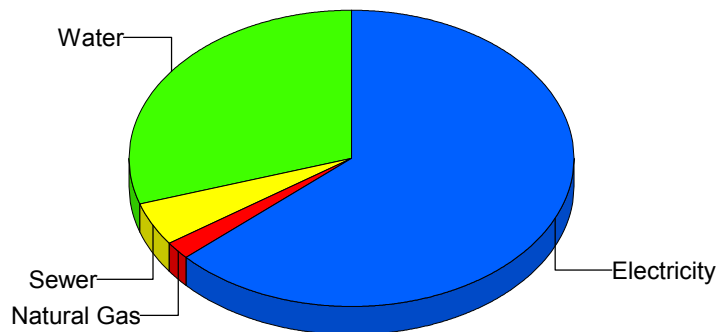
Cost Avoidance Program

Cost Summary Graph

Grouped by Energy Type

Energy Type	Use	Units	Meter Cost	Special Charges	Total Cost	Avg Unit Cost	% of Total Cost
Site: RIVERA ELEMENTARY - RIVERA ELEMENTARY							
Electricity	23,400	KWH	\$3,720.93	\$0.00	\$3,720.93	0.1590	63.32%
Natural Gas	71	CCF	\$107.88	\$0.00	\$107.88	1.5194	1.84%
Water	538	CCF	\$1,765.47	\$0.00	\$1,765.47	3.2815	30.04%
Sewer	114	CCF	\$282.39	\$0.00	\$282.39	2.4771	4.81%
Total Cost:			\$5,876.67	\$0.00	\$5,876.67		

For RIVERA
ELEMENTARY



Electricity	63.3%
Natural Gas	1.8%
Sewer	4.8%
Water	30.0%
Total:	100.0%

Filters: Cost Center Name Not Equal To DoNotReport; Billing Period Equal To 201007

elpaso

Energy CAP

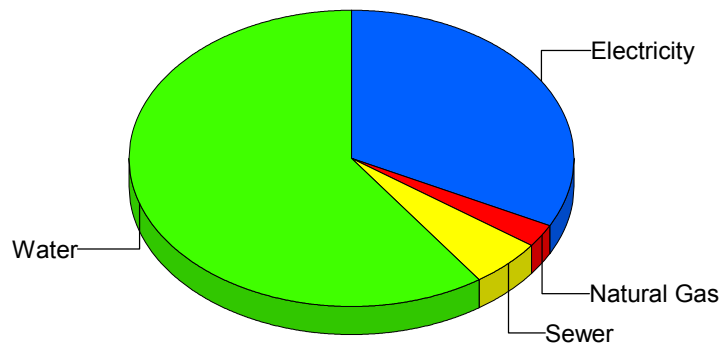
Cost Avoidance Program

Cost Summary Graph

Grouped by Energy Type

Energy Type	Use	Units	Meter Cost	Special Charges	Total Cost	Avg Unit Cost	% of Total Cost
Site: ROBERTS ELEMENTARY - ROBERTS ELEMENTARY							
Electricity	20,943	KWH	\$2,452.85	\$0.00	\$2,452.85	0.1171	32.44%
Natural Gas	200	CCF	\$190.23	\$0.00	\$190.23	0.9512	2.52%
Water	1,194	CCF	\$4,522.09	\$0.00	\$4,522.09	3.7873	59.81%
Sewer	195	CCF	\$395.37	\$0.00	\$395.37	2.0275	5.23%
Total Cost:			\$7,560.54	\$0.00	\$7,560.54		

For ROBERTS
ELEMENTARY



Electricity	32.4%
Natural Gas	2.5%
Sewer	5.2%
Water	59.8%
Total:	100.0%

Filters: Cost Center Name Not Equal To DoNotReport; Billing Period Equal To 201007

elpaso

Energy CAP

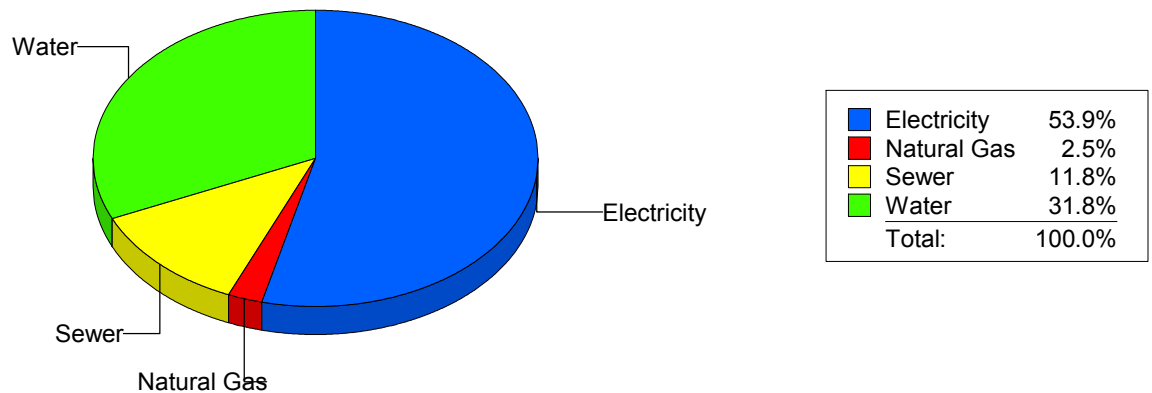
Cost Avoidance Program

Cost Summary Graph

Grouped by Energy Type

Energy Type	Use	Units	Meter Cost	Special Charges	Total Cost	Avg Unit Cost	% of Total Cost
Site: ROSA GUERRERO ELEMEN - ROSA GUERRERO ELEMEN							
Electricity	15,820	KWH	\$1,735.75	\$0.00	\$1,735.75	0.1097	53.95%
Natural Gas	24	CCF	\$80.66	\$0.00	\$80.66	3.3608	2.51%
Water	797	CCF	\$1,022.11	\$0.00	\$1,022.11	1.2824	31.77%
Sewer	141	CCF	\$378.92	\$0.00	\$378.92	2.6874	11.78%
Total Cost:			\$3,217.44	\$0.00	\$3,217.44		

For ROSA
GUERRERO
ELEMEN



Filters: Cost Center Name Not Equal To DoNotReport; Billing Period Equal To 201007

elpaso

Energy CAP

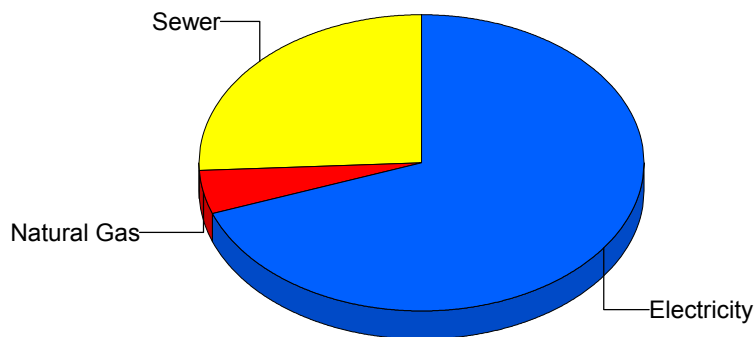
Cost Avoidance Program

Cost Summary Graph

Grouped by Energy Type

Energy Type	Use	Units	Meter Cost	Special Charges	Total Cost	Avg Unit Cost	% of Total Cost
Site: ROSS MIDDLE SCHOOL - ROSS MIDDLE SCHOOL							
Electricity	26,533	KWH	\$3,727.06	\$0.00	\$3,727.06	0.1405	69.51%
Natural Gas	320	CCF	\$243.83	\$0.00	\$243.83	0.7620	4.55%
Sewer	987	CCF	\$1,391.10	\$0.00	\$1,391.10	1.4094	25.94%
Total Cost:			\$5,361.99	\$0.00	\$5,361.99		

For ROSS
MIDDLE
SCHOOL



Electricity	69.5%
Natural Gas	4.5%
Sewer	25.9%
Total:	100.0%

Filters: Cost Center Name Not Equal To DoNotReport; Billing Period Equal To 201007

elpaso

Energy CAP

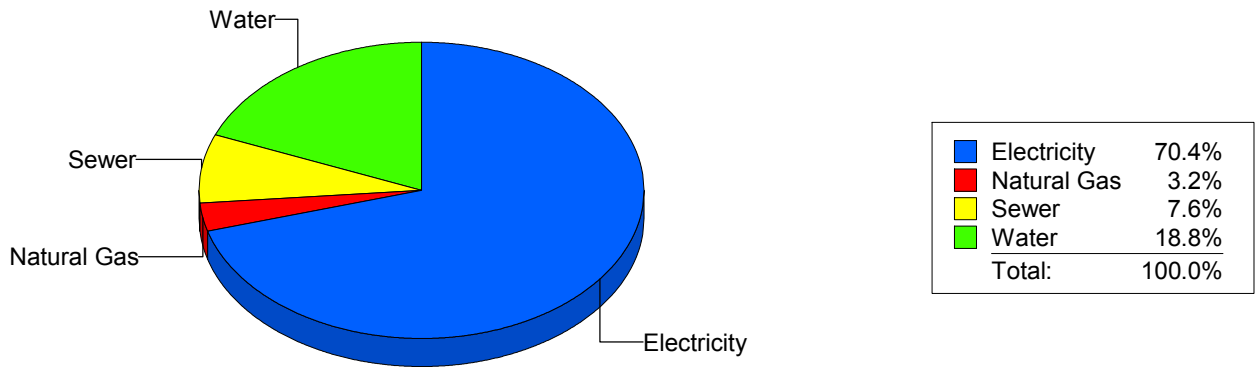
Cost Avoidance Program

Cost Summary Graph

Grouped by Energy Type

Energy Type	Use	Units	Meter Cost	Special Charges	Total Cost	Avg Unit Cost	% of Total Cost
Site: RUSK ELEMENTARY - RUSK ELEMENTARY							
Electricity	12,246	KWH	\$1,732.24	\$0.00	\$1,732.24	0.1415	70.45%
Natural Gas	19	CCF	\$77.76	\$0.00	\$77.76	4.0926	3.16%
Water	201	CCF	\$462.28	\$0.00	\$462.28	2.2999	18.80%
Sewer	90	CCF	\$186.65	\$0.00	\$186.65	2.0739	7.59%
Total Cost:			\$2,458.93	\$0.00	\$2,458.93		

For RUSK ELEMENTARY



Filters: Cost Center Name Not Equal To DoNotReport; Billing Period Equal To 201007

elpaso

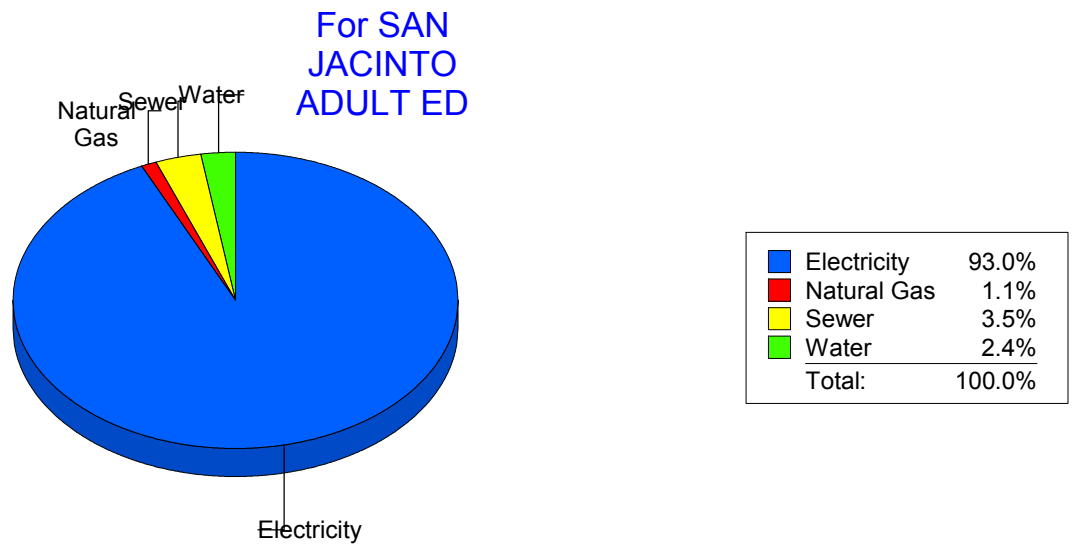
Energy CAP

Cost Avoidance Program

Cost Summary Graph

Grouped by Energy Type

Energy Type	Use	Units	Meter Cost	Special Charges	Total Cost	Avg Unit Cost	% of Total Cost
Site: SAN JACINTO ADULT ED - SAN JACINTO ADULT ED							
Electricity	18,200	KWH	\$2,937.95	\$0.00	\$2,937.95	0.1614	93.04%
Natural Gas	0	CCF	\$33.38	\$0.00	\$33.38	0.0000	1.06%
Water	10	CCF	\$77.13	\$0.00	\$77.13	7.7130	2.44%
Sewer	37	CCF	\$109.23	\$0.00	\$109.23	2.9522	3.46%
Total Cost:			\$3,157.69	\$0.00	\$3,157.69		



Filters: Cost Center Name Not Equal To DoNotReport; Billing Period Equal To 201007

elpaso

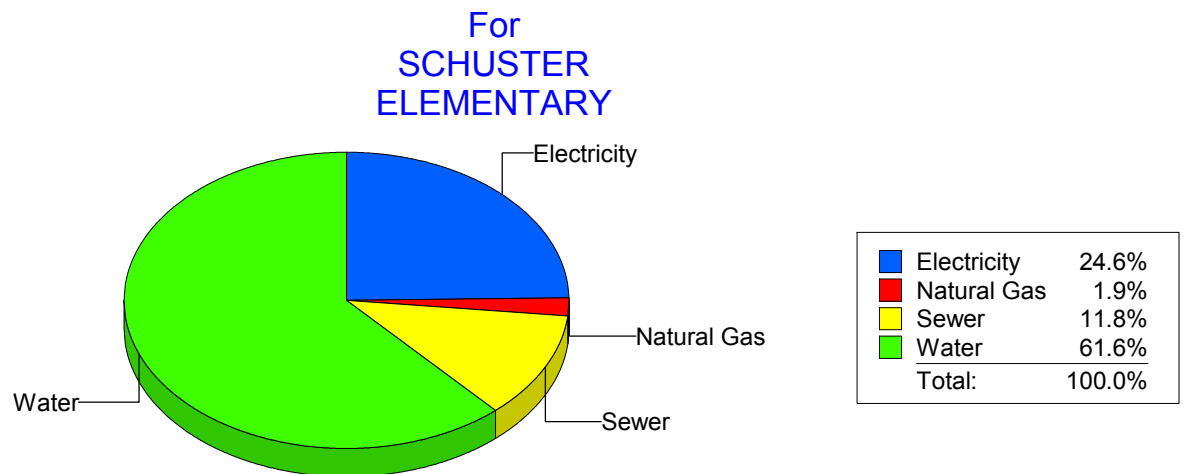
Energy CAP

Cost Avoidance Program

Cost Summary Graph

Grouped by Energy Type

Energy Type	Use	Units	Meter Cost	Special Charges	Total Cost	Avg Unit Cost	% of Total Cost
Site: SCHUSTER ELEMENTARY - SCHUSTER ELEMENTARY							
Electricity	6,160	KWH	\$588.98	\$0.00	\$588.98	0.0956	24.63%
Natural Gas	22	CCF	\$46.12	\$0.00	\$46.12	2.0964	1.93%
Water	550	CCF	\$1,473.93	\$0.00	\$1,473.93	2.6799	61.65%
Sewer	173	CCF	\$281.95	\$0.00	\$281.95	1.6298	11.79%
Total Cost:			\$2,390.98	\$0.00	\$2,390.98		



Filters: Cost Center Name Not Equal To DoNotReport; Billing Period Equal To 201007

elpaso

Energy CAP

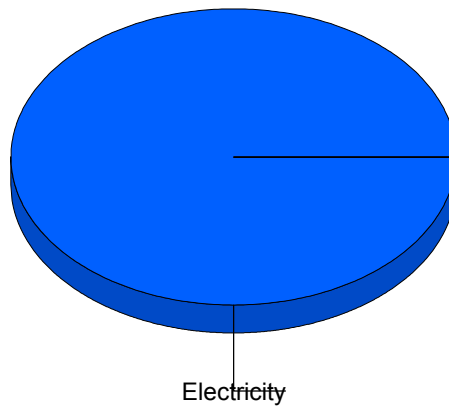
Cost Avoidance Program

Cost Summary Graph

Grouped by Energy Type

Energy Type	Use	Units	Meter Cost	Special Charges	Total Cost	Avg Unit Cost	% of Total Cost
Site: SKYPARK - SKY PARK							
Electricity	2,949	KWH	\$434.85	\$0.00	\$434.85	0.1475	100.00%
Total Cost:			\$434.85	\$0.00	\$434.85		

For SKY PARK



Filters: Cost Center Name Not Equal To DoNotReport; Billing Period Equal To 201007

elpaso

Energy CAP

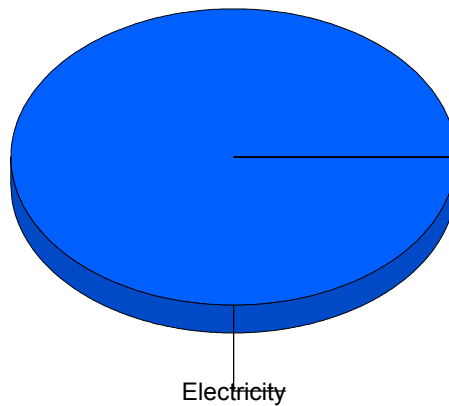
Cost Avoidance Program

Cost Summary Graph

Grouped by Energy Type

Energy Type	Use	Units	Meter Cost	Special Charges	Total Cost	Avg Unit Cost	% of Total Cost
Site: SKYPARKIB1 - SKY PARK I B1							
Electricity		157 KWH	\$30.09	\$0.00	\$30.09	0.1917	100.00%
Total Cost:			\$30.09	\$0.00	\$30.09		

For SKY PARK
I B1



■ Electricity	100.0%
Total:	100.0%

Filters: Cost Center Name Not Equal To DoNotReport; Billing Period Equal To 201007

elpaso

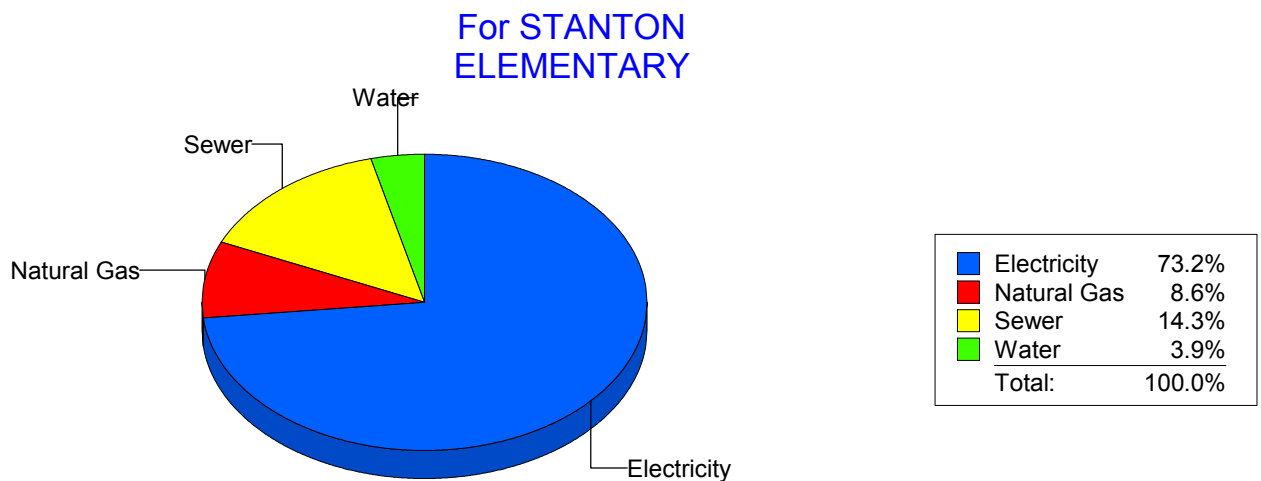
Energy CAP

Cost Avoidance Program

Cost Summary Graph

Grouped by Energy Type

Energy Type	Use	Units	Meter Cost	Special Charges	Total Cost	Avg Unit Cost	% of Total Cost
Site: STANTON ELEMENTARY - STANTON ELEMENTARY							
Electricity	9,684	KWH	\$1,202.18	\$0.00	\$1,202.18	0.1241	73.23%
Natural Gas	123	CCF	\$140.46	\$0.00	\$140.46	1.1420	8.56%
Water	1	CCF	\$64.08	\$0.00	\$64.08	64.0800	3.90%
Sewer	97	CCF	\$234.91	\$0.00	\$234.91	2.4218	14.31%
Total Cost:			\$1,641.63	\$0.00	\$1,641.63		



Filters: Cost Center Name Not Equal To DoNotReport; Billing Period Equal To 201007

elpaso

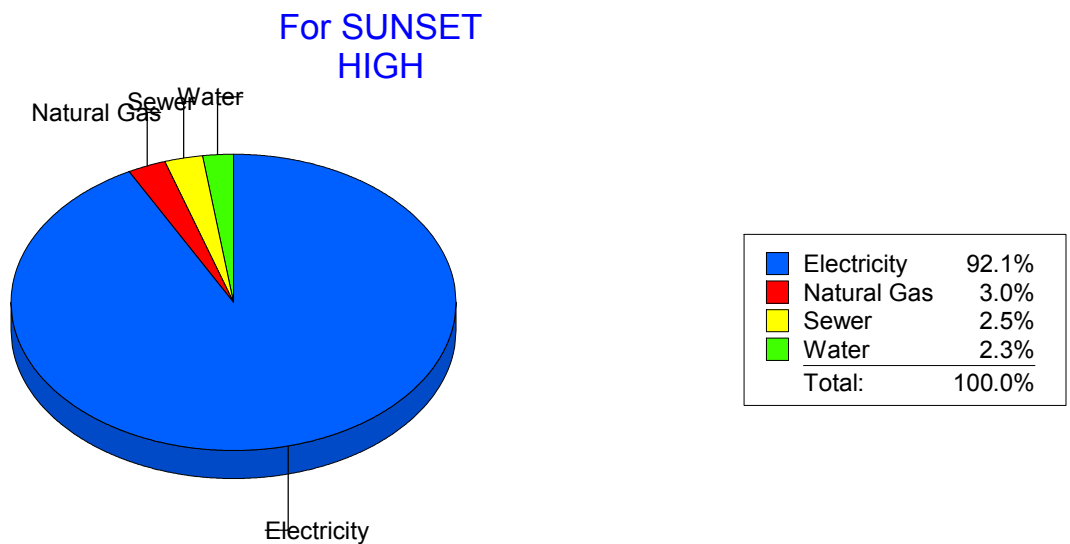
Energy CAP

Cost Avoidance Program

Cost Summary Graph

Grouped by Energy Type

Energy Type	Use	Units	Meter Cost	Special Charges	Total Cost	Avg Unit Cost	% of Total Cost
Site: SUNSET HIGH - SUNSET HIGH							
Electricity	21,120	KWH	\$3,151.08	\$0.00	\$3,151.08	0.1492	92.14%
Natural Gas	116	CCF	\$102.35	\$0.00	\$102.35	0.8823	2.99%
Water	12	CCF	\$80.03	\$0.00	\$80.03	6.6692	2.34%
Sewer	19	CCF	\$86.37	\$0.00	\$86.37	4.5458	2.53%
Total Cost:			\$3,419.83	\$0.00	\$3,419.83		



Filters: Cost Center Name Not Equal To DoNotReport; Billing Period Equal To 201007

elpaso

Energy CAP

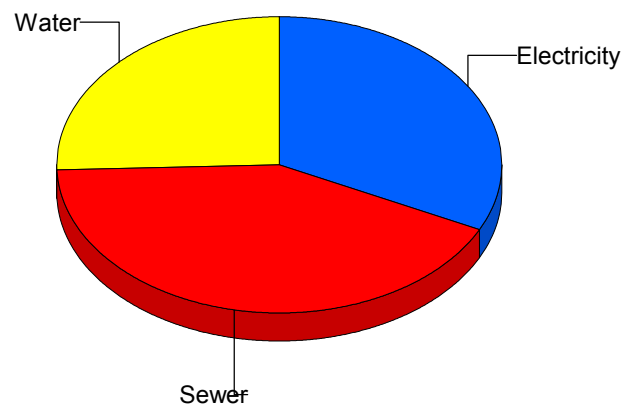
Cost Avoidance Program

Cost Summary Graph

Grouped by Energy Type

Energy Type	Use	Units	Meter Cost	Special Charges	Total Cost	Avg Unit Cost	% of Total Cost
Site: 000 - Tennis Center							
Electricity		34 KWH	\$105.48	\$0.00	\$105.48	3.1024	32.15%
Water		1 CCF	\$84.08	\$0.00	\$84.08	84.0800	25.63%
Sewer		1 CCF	\$138.51	\$0.00	\$138.51	138.5100	42.22%
Total Cost:			\$328.07	\$0.00	\$328.07		

For Tennis Center



Electricity	32.2%
Sewer	42.2%
Water	25.6%
Total:	100.0%

Filters: Cost Center Name Not Equal To DoNotReport; Billing Period Equal To 201007

elpaso

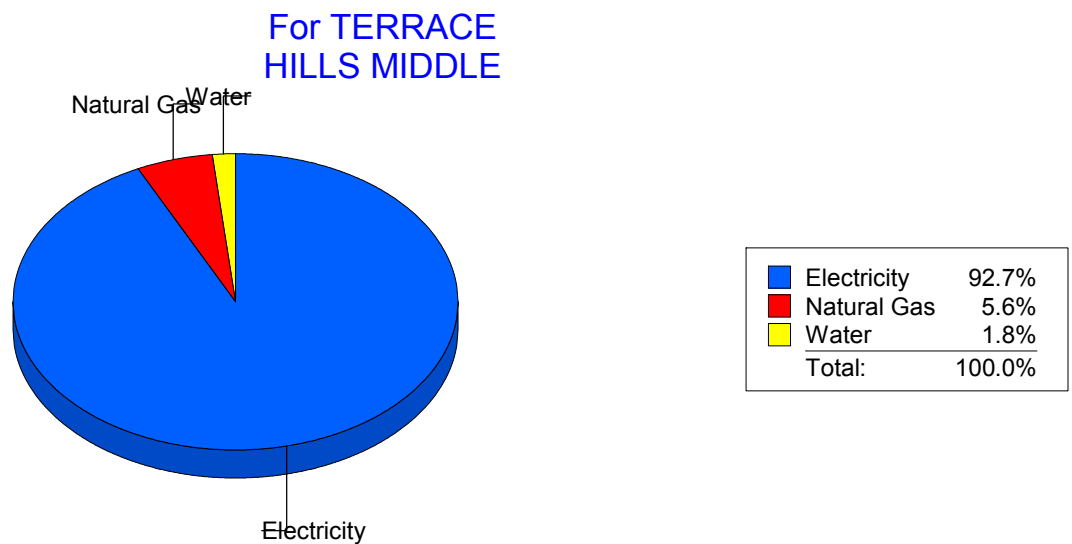
Energy CAP

Cost Avoidance Program

Cost Summary Graph

Grouped by Energy Type

Energy Type	Use	Units	Meter Cost	Special Charges	Total Cost	Avg Unit Cost	% of Total Cost
Site: TERRACE HILLS MIDDLE - TERRACE HILLS MIDDLE							
Electricity	19,350	KWH	\$1,925.30	\$0.00	\$1,925.30	0.0995	92.67%
Natural Gas	85	CCF	\$115.99	\$0.00	\$115.99	1.3646	5.58%
Water	0	CCF	\$36.36	\$0.00	\$36.36	0.0000	1.75%
Total Cost:			\$2,077.65	\$0.00	\$2,077.65		



Filters: Cost Center Name Not Equal To DoNotReport; Billing Period Equal To 201007

elpaso

Energy CAP

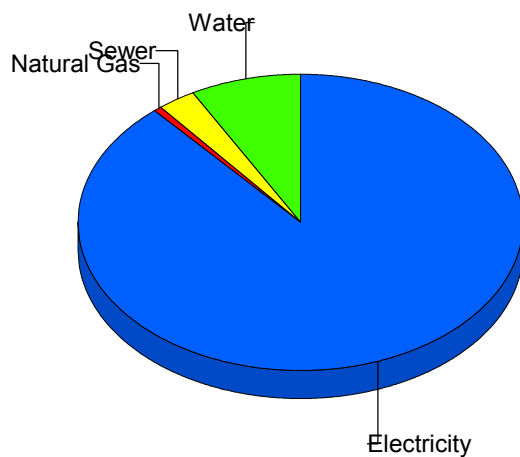
Cost Avoidance Program

Cost Summary Graph

Grouped by Energy Type

Energy Type	Use	Units	Meter Cost	Special Charges	Total Cost	Avg Unit Cost	% of Total Cost
Site: TIPPIN - TIPPIN ELEMENTARY							
Electricity	51,840	KWH	\$8,951.37	\$0.00	\$8,951.37	0.1727	88.73%
Natural Gas	42	CCF	\$57.71	\$0.00	\$57.71	1.3740	0.57%
Water	225	CCF	\$801.09	\$0.00	\$801.09	3.5604	7.94%
Sewer	111	CCF	\$278.58	\$0.00	\$278.58	2.5097	2.76%
Total Cost:			\$10,088.75	\$0.00	\$10,088.75		

For TIPPIN
ELEMENTARY



Electricity	88.7%
Natural Gas	0.6%
Sewer	2.8%
Water	7.9%
Total:	100.0%

Filters: Cost Center Name Not Equal To DoNotReport; Billing Period Equal To 201007

elpaso

Energy CAP

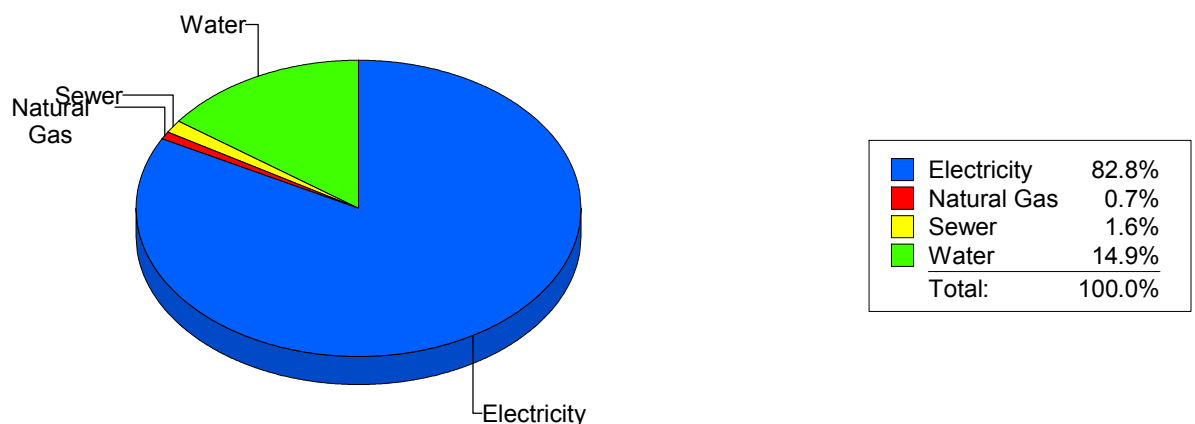
Cost Avoidance Program

Cost Summary Graph

Grouped by Energy Type

Energy Type	Use	Units	Meter Cost	Special Charges	Total Cost	Avg Unit Cost	% of Total Cost
Site: TOMLEA - TOM LEA							
Electricity	69,960	KWH	\$11,697.08	\$0.00	\$11,697.08	0.1672	82.85%
Natural Gas	103	CCF	\$93.39	\$0.00	\$93.39	0.9067	0.66%
Water	599	CCF	\$2,109.75	\$0.00	\$2,109.75	3.5221	14.94%
Sewer	64	CCF	\$218.89	\$0.00	\$218.89	3.4202	1.55%
Total Cost:			\$14,119.11	\$0.00	\$14,119.11		

For TOM LEA



Filters: Cost Center Name Not Equal To DoNotReport; Billing Period Equal To 201007

elpaso

Energy CAP

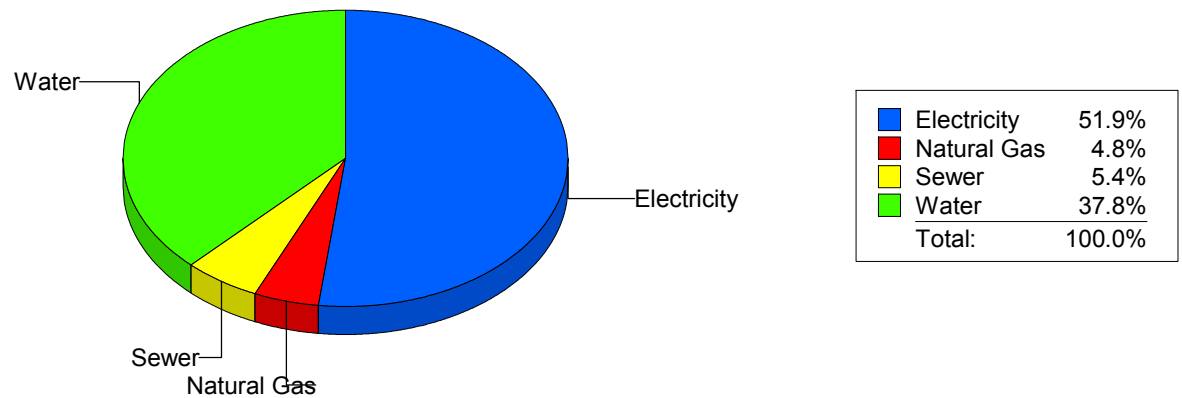
Cost Avoidance Program

Cost Summary Graph

Grouped by Energy Type

Energy Type	Use	Units	Meter Cost	Special Charges	Total Cost	Avg Unit Cost	% of Total Cost
Site: TRAVIS ELEMENTARY SC - TRAVIS ELEMENTARY SC							
Electricity	14,720	KWH	\$2,255.06	\$0.00	\$2,255.06	0.1532	51.88%
Natural Gas	226	CCF	\$210.45	\$0.00	\$210.45	0.9312	4.84%
Water	450	CCF	\$1,645.13	\$0.00	\$1,645.13	3.6558	37.85%
Sewer	98	CCF	\$236.18	\$0.00	\$236.18	2.4100	5.43%
Total Cost:			\$4,346.82	\$0.00	\$4,346.82		

For TRAVIS
ELEMENTARY
SC



Filters: Cost Center Name Not Equal To DoNotReport; Billing Period Equal To 201007

elpaso

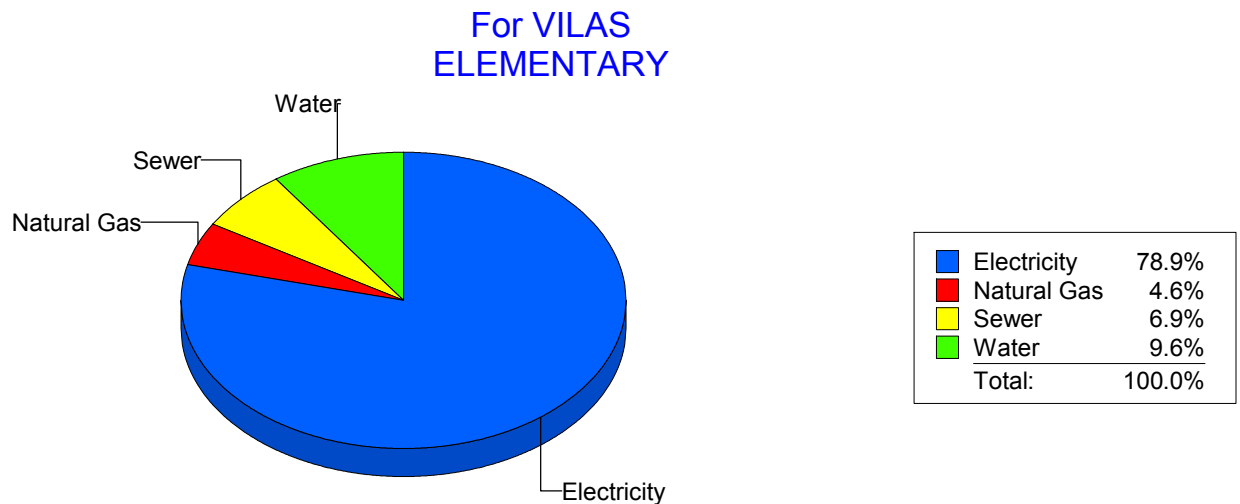
Energy CAP

Cost Avoidance Program

Cost Summary Graph

Grouped by Energy Type

Energy Type	Use	Units	Meter Cost	Special Charges	Total Cost	Avg Unit Cost	% of Total Cost
Site: VILAS ELEMENTARY - VILAS ELEMENTARY							
Electricity	39,522	KWH	\$5,024.38	\$0.00	\$5,024.38	0.1271	78.92%
Natural Gas	244	CCF	\$290.86	\$0.00	\$290.86	1.1920	4.57%
Water	145	CCF	\$612.65	\$0.00	\$612.65	4.2252	9.62%
Sewer	141	CCF	\$438.14	\$0.00	\$438.14	3.1074	6.88%
Total Cost:			\$6,366.03	\$0.00	\$6,366.03		



Filters: Cost Center Name Not Equal To DoNotReport; Billing Period Equal To 201007

elpaso

Energy CAP

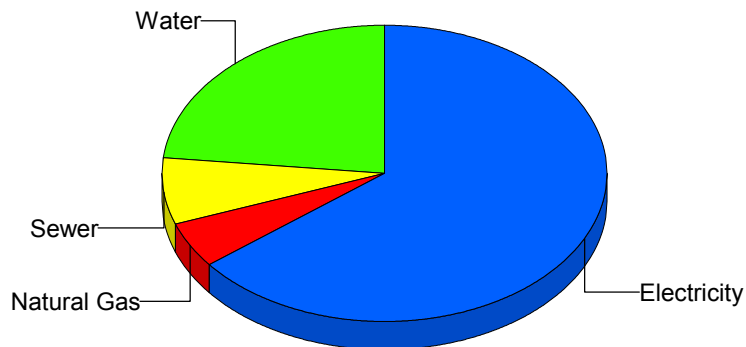
Cost Avoidance Program

Cost Summary Graph

Grouped by Energy Type

Energy Type	Use	Units	Meter Cost	Special Charges	Total Cost	Avg Unit Cost	% of Total Cost
Site: WAINWRIGHT ELEMENTAR - WAINWRIGHT ELEMENTAR							
Electricity	10,006	KWH	\$1,334.66	\$0.00	\$1,334.66	0.1334	64.52%
Natural Gas	0	CCF	\$100.14	\$0.00	\$100.14	0.0000	4.84%
Water	88	CCF	\$485.32	\$0.00	\$485.32	5.5150	23.46%
Sewer	11	CCF	\$148.56	\$0.00	\$148.56	13.5055	7.18%
Total Cost:			\$2,068.68	\$0.00	\$2,068.68		

For
WAINWRIGHT
ELEMENTAR



Electricity	64.5%
Natural Gas	4.8%
Sewer	7.2%
Water	23.5%
Total:	100.0%

Filters: Cost Center Name Not Equal To DoNotReport; Billing Period Equal To 201007

elpaso

Energy CAP

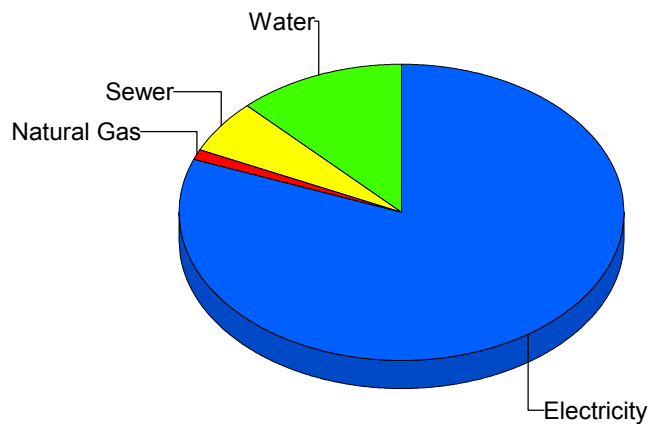
Cost Avoidance Program

Cost Summary Graph

Grouped by Energy Type

Energy Type	Use	Units	Meter Cost	Special Charges	Total Cost	Avg Unit Cost	% of Total Cost
Site: WESTERN HILLS ELEMEN - WESTERN HILLS ELEMEN							
Electricity	15,360	KWH	\$6,677.19	\$0.00	\$6,677.19	0.4347	80.78%
Natural Gas	118	CCF	\$103.78	\$0.00	\$103.78	0.8795	1.26%
Water	668	CCF	\$1,004.23	\$0.00	\$1,004.23	1.5033	12.15%
Sewer	120	CCF	\$481.18	\$0.00	\$481.18	4.0098	5.82%
Total Cost:			\$8,266.38	\$0.00	\$8,266.38		

For WESTERN
HILLS ELEMEN



Electricity	80.8%
Natural Gas	1.3%
Sewer	5.8%
Water	12.1%
Total:	100.0%

Filters: Cost Center Name Not Equal To DoNotReport; Billing Period Equal To 201007

el Paso

Energy CAP

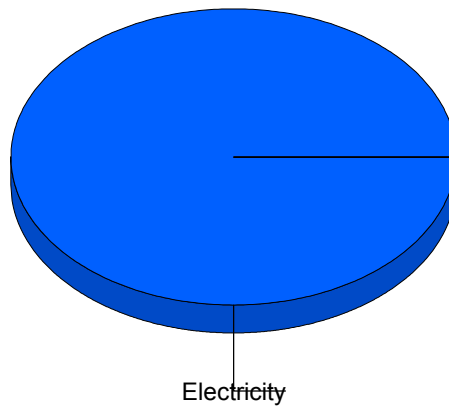
Cost Avoidance Program

Cost Summary Graph

Grouped by Energy Type

Energy Type	Use	Units	Meter Cost	Special Charges	Total Cost	Avg Unit Cost	% of Total Cost
Site: WESTSIDE TRANSPORTAT - WESTSIDE TRANSPORTAT							
Electricity		1,338 KWH	\$185.66	\$0.00	\$185.66	0.1388	100.00%
Total Cost:			\$185.66	\$0.00	\$185.66		

For WESTSIDE
TRANSPORTAT



■ Electricity	100.0%
Total:	100.0%

Filters: Cost Center Name Not Equal To DoNotReport; Billing Period Equal To 201007

elpaso

Energy CAP

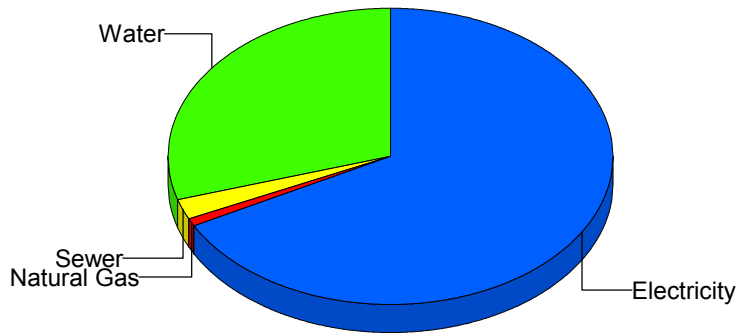
Cost Avoidance Program

Cost Summary Graph

Grouped by Energy Type

Energy Type	Use	Units	Meter Cost	Special Charges	Total Cost	Avg Unit Cost	% of Total Cost
Site: WHITAKER ELEMENTARY - WHITAKER ELEMENTARY							
Electricity	56,520	KWH	\$7,848.69	\$0.00	\$7,848.69	0.1389	67.12%
Natural Gas	128	CCF	\$110.71	\$0.00	\$110.71	0.8649	0.95%
Water	1,758	CCF	\$3,475.31	\$0.00	\$3,475.31	1.9769	29.72%
Sewer	95	CCF	\$258.26	\$0.00	\$258.26	2.7185	2.21%
Total Cost:			\$11,692.97	\$0.00	\$11,692.97		

For WHITAKER
ELEMENTARY



Electricity	67.1%
Natural Gas	0.9%
Sewer	2.2%
Water	29.7%
Total:	100.0%

Filters: Cost Center Name Not Equal To DoNotReport; Billing Period Equal To 201007

elpaso

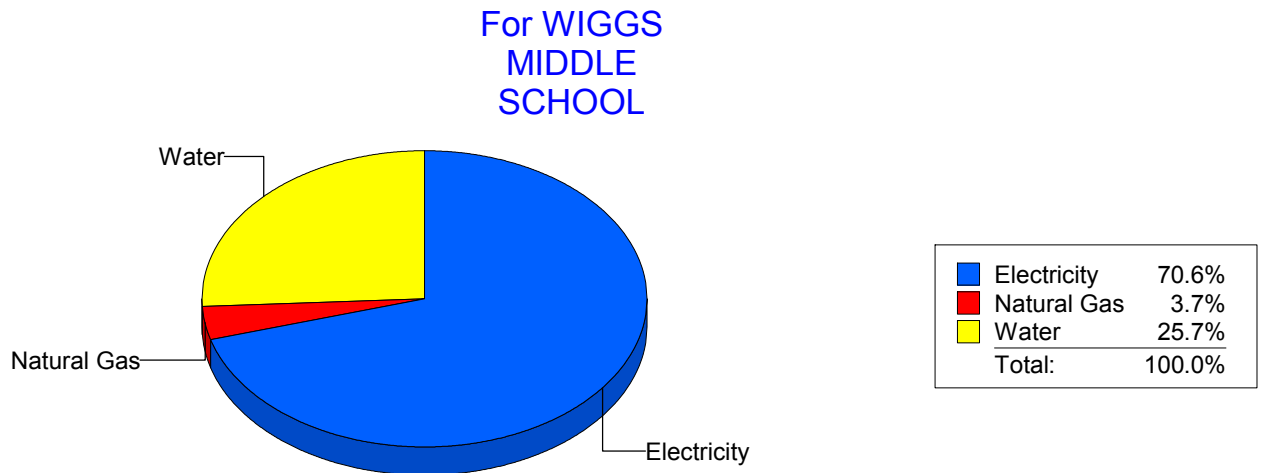
Energy CAP

Cost Avoidance Program

Cost Summary Graph

Grouped by Energy Type

Energy Type	Use	Units	Meter Cost	Special Charges	Total Cost	Avg Unit Cost	% of Total Cost
Site: WIGGS MIDDLE SCHOOL - WIGGS MIDDLE SCHOOL							
Electricity	25,780	KWH	\$3,071.82	\$0.00	\$3,071.82	0.1192	70.57%
Natural Gas	200	CCF	\$160.64	\$0.00	\$160.64	0.8032	3.69%
Water	501	CCF	\$1,120.33	\$0.00	\$1,120.33	2.2362	25.74%
Total Cost:			\$4,352.79	\$0.00	\$4,352.79		



Filters: Cost Center Name Not Equal To DoNotReport; Billing Period Equal To 201007

elpaso

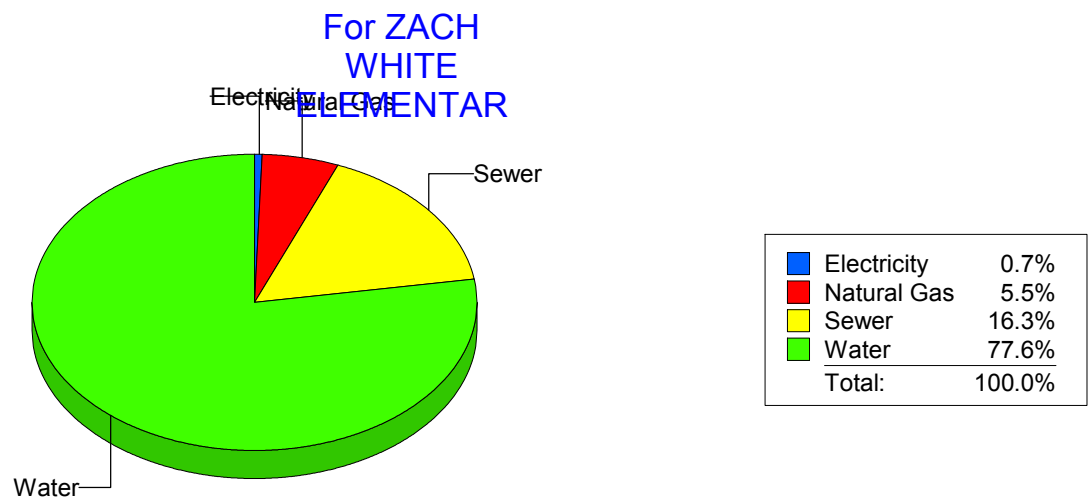
Energy CAP

Cost Avoidance Program

Cost Summary Graph

Grouped by Energy Type

Energy Type	Use	Units	Meter Cost	Special Charges	Total Cost	Avg Unit Cost	% of Total Cost
Site: ZACH WHITE ELEMENTAR - ZACH WHITE ELEMENTAR							
Electricity	0 KWH		\$16.56	\$0.00	\$16.56	0.0000	0.67%
Natural Gas	116 CCF		\$135.78	\$0.00	\$135.78	1.1705	5.48%
Water	642 CCF		\$1,922.87	\$0.00	\$1,922.87	2.9951	77.59%
Sewer	111 CCF		\$403.06	\$0.00	\$403.06	3.6312	16.26%
Total Cost:			\$2,478.27	\$0.00	\$2,478.27		



Filters: Cost Center Name Not Equal To DoNotReport; Billing Period Equal To 201007

elpaso

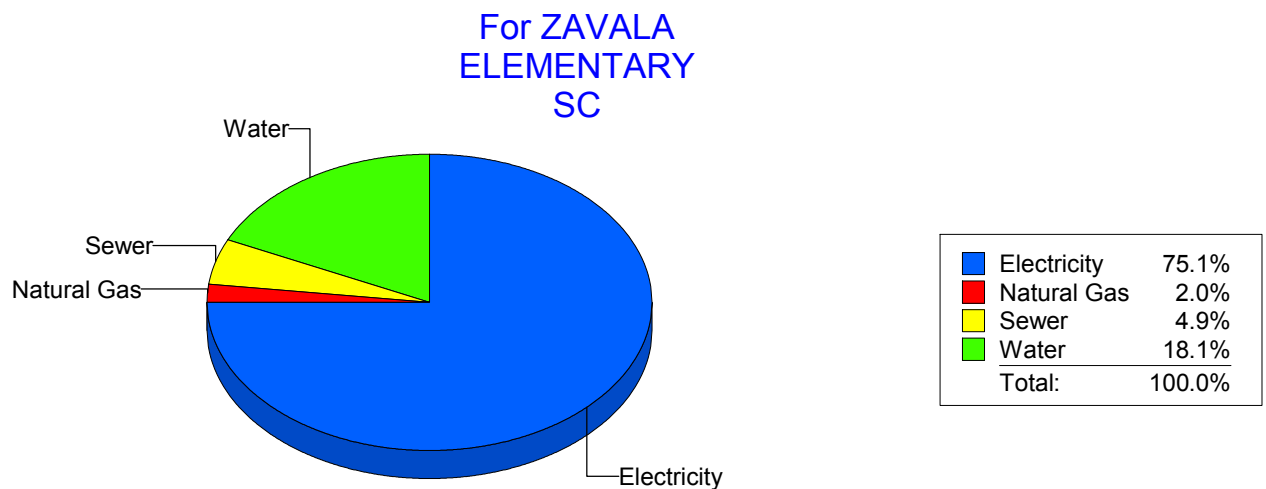
Energy CAP

Cost Avoidance Program

Cost Summary Graph

Grouped by Energy Type

Energy Type	Use	Units	Meter Cost	Special Charges	Total Cost	Avg Unit Cost	% of Total Cost
Site: ZAVALA ELEMENTARY SC - ZAVALA ELEMENTARY SC							
Electricity	17,001	KWH	\$1,878.28	\$0.00	\$1,878.28	0.1105	75.06%
Natural Gas	27	CCF	\$49.02	\$0.00	\$49.02	1.8156	1.96%
Water	133	CCF	\$453.29	\$0.00	\$453.29	3.4082	18.11%
Sewer	47	CCF	\$121.93	\$0.00	\$121.93	2.5943	4.87%
Total Cost:			\$2,502.52	\$0.00	\$2,502.52		



Filters: Cost Center Name Not Equal To DoNotReport; Billing Period Equal To 201007

elpaso

Energy CAP

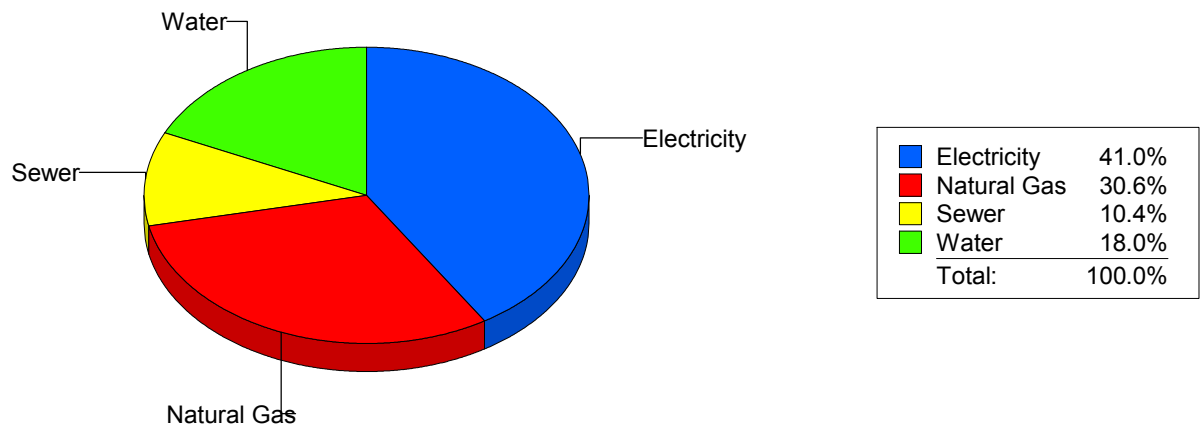
Cost Avoidance Program

Cost Summary Graph

Grouped by Energy Type

Energy Type	Use	Units	Meter Cost	Special Charges	Total Cost	Avg Unit Cost	% of Total Cost
Site: ZUNI COTTAGES - ZUNI COTTAGES							
Electricity	484 KWH		\$89.43	\$0.00	\$89.43	0.1848	40.98%
Natural Gas	0 CCF		\$66.76	\$0.00	\$66.76	0.0000	30.59%
Water	11 CCF		\$39.30	\$0.00	\$39.30	3.5727	18.01%
Sewer	2 CCF		\$22.76	\$0.00	\$22.76	11.3800	10.43%
Total Cost:			\$218.25	\$0.00	\$218.25		

For ZUNI COTTAGES



Filters: Cost Center Name Not Equal To DoNotReport; Billing Period Equal To 201007

elpaso

Energy CAP

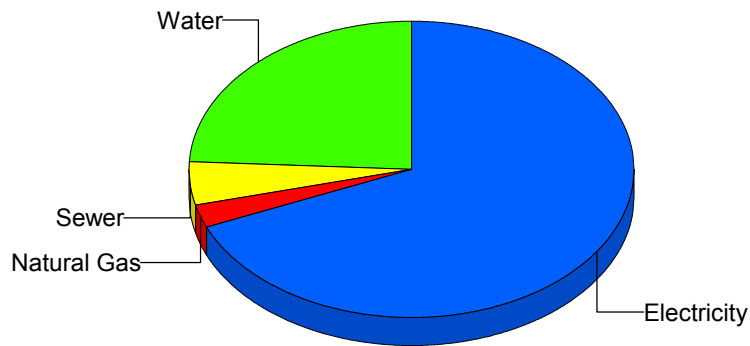
Cost Avoidance Program

Cost Summary Graph

Grouped by Energy Type

Energy Type	Use	Units	Meter Cost	Special Charges	Total Cost	Avg Unit Cost	% of Total Cost
All Sites							
Electricity	4,209,006	KWH	\$530,116.84	\$0.00	\$530,116.84	0.1259	68.75%
Natural Gas	17,662	CCF	\$17,580.15	\$0.00	\$17,580.15	0.9954	2.28%
Water	66,798	CCF	\$186,395.89	\$0.00	\$186,395.89	2.7904	24.17%
Sewer	16,285	CCF	\$37,041.94	\$0.00	\$37,041.94	2.2746	4.80%
Total Cost:			\$771,134.82	\$0.00	\$771,134.82		

For All Sites



Filters: Cost Center Name Not Equal To DoNotReport; Billing Period Equal To 201007