

elpaso

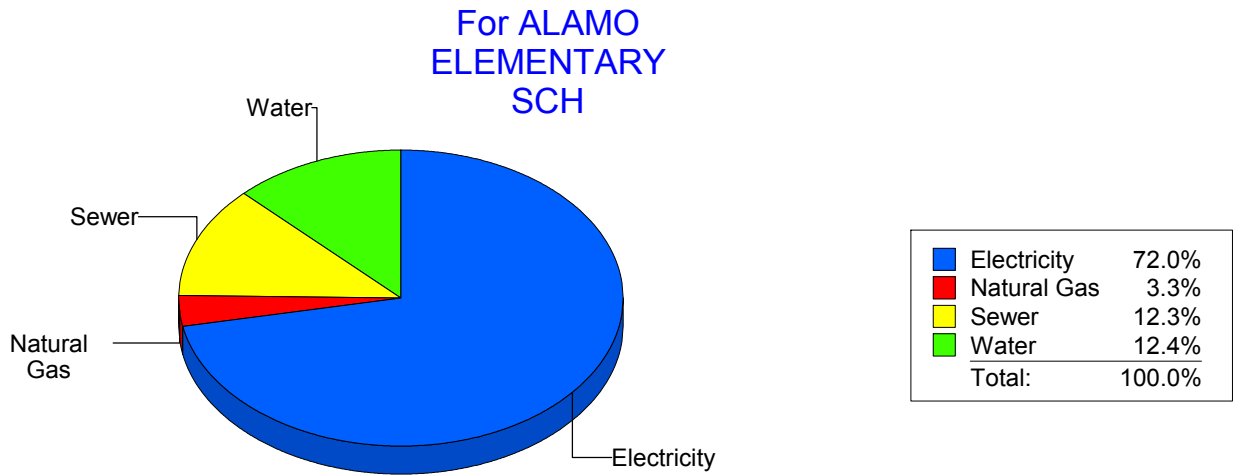
Energy CAP

Cost Avoidance Program

Cost Summary Graph

Grouped by Energy Type

Energy Type	Use	Units	Meter Cost	Special Charges	Total Cost	Avg Unit Cost	% of Total Cost
Site: ALAMO ELEMENTARY SCH - ALAMO ELEMENTARY SCH							
Electricity	2,500	KWH	\$729.24	\$0.00	\$729.24	0.2917	72.03%
Natural Gas	0	CCF	\$33.38	\$0.00	\$33.38	0.0000	3.30%
Water	0	CCF	\$125.26	\$0.00	\$125.26	0.0000	12.37%
Sewer	0	CCF	\$124.48	\$0.00	\$124.48	0.0000	12.30%
Total Cost:			\$1,012.36	\$0.00	\$1,012.36		



Filters: Cost Center Name Not Equal To DoNotReport; Billing Period Equal To 201107All Meter CodesAll Group Names

el paso

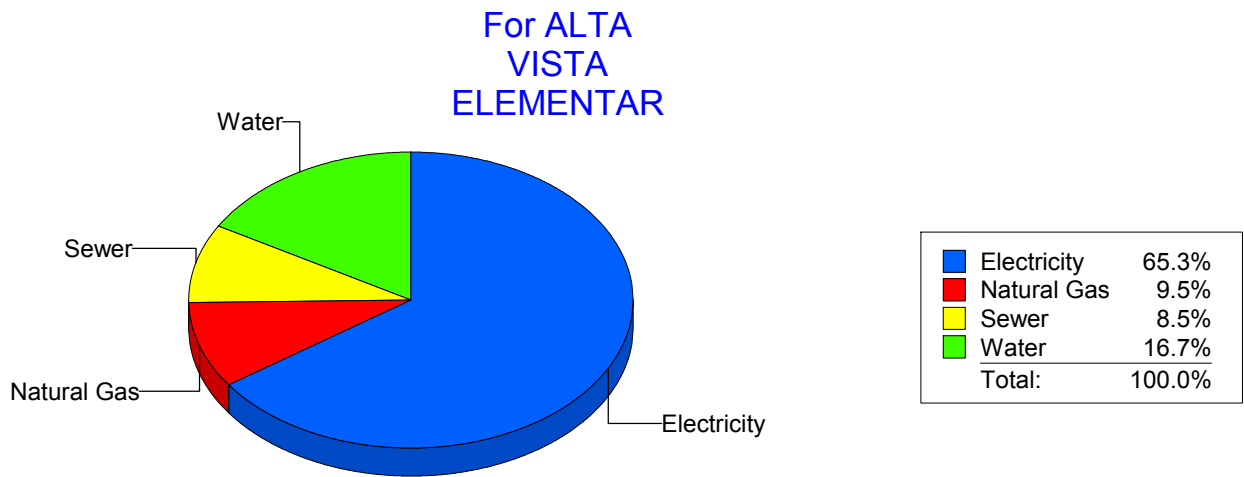
Energy CAP

Cost Avoidance Program

Cost Summary Graph

Grouped by Energy Type

Energy Type	Use	Units	Meter Cost	Special Charges	Total Cost	Avg Unit Cost	% of Total Cost
Site: ALTA VISTA ELEMENTAR - ALTA VISTA ELEMENTAR							
Electricity	12,150	KWH	\$1,325.70	\$0.00	\$1,325.70	0.1091	65.30%
Natural Gas	233	CCF	\$192.70	\$0.00	\$192.70	0.8270	9.49%
Water	165	CCF	\$338.93	\$0.00	\$338.93	2.0541	16.70%
Sewer	87	CCF	\$172.73	\$0.00	\$172.73	1.9854	8.51%
Total Cost:			\$2,030.06	\$0.00	\$2,030.06		



Filters: Cost Center Name Not Equal To DoNotReport; Billing Period Equal To 201107All Meter CodesAll Group Names

el Paso

Energy CAP

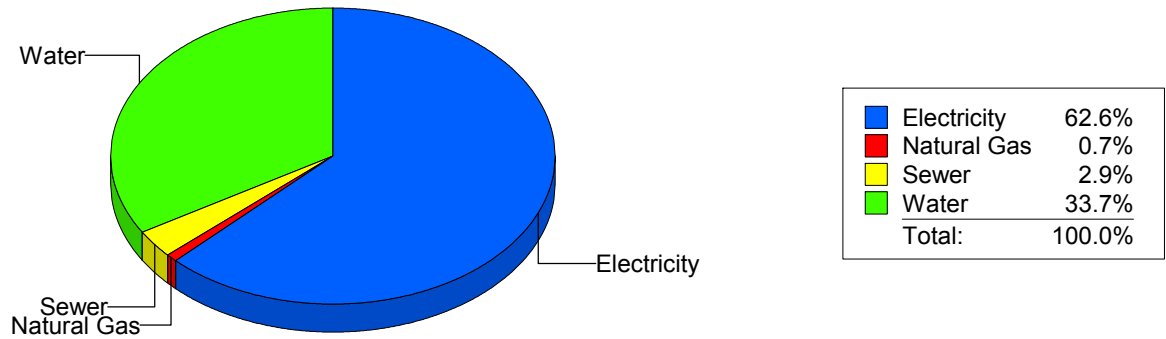
Cost Avoidance Program

Cost Summary Graph

Grouped by Energy Type

Energy Type	Use	Units	Meter Cost	Special Charges	Total Cost	Avg Unit Cost	% of Total Cost
Site: ANDRESS HIGH SCHOOL - ANDRESS HIGH SCHOOL							
Electricity	118,202	KWH	\$16,682.36	\$0.00	\$16,682.36	0.1411	62.62%
Natural Gas	187	CCF	\$199.28	\$0.00	\$199.28	1.0657	0.75%
Water	2,575	CCF	\$8,982.64	\$0.00	\$8,982.64	3.4884	33.72%
Sewer	502	CCF	\$775.15	\$0.00	\$775.15	1.5441	2.91%
Total Cost:			\$26,639.43	\$0.00	\$26,639.43		

For ANDRESS HIGH SCHOOL



Filters: Cost Center Name Not Equal To DoNotReport; Billing Period Equal To 201107All Meter CodesAll Group Names

elpaso

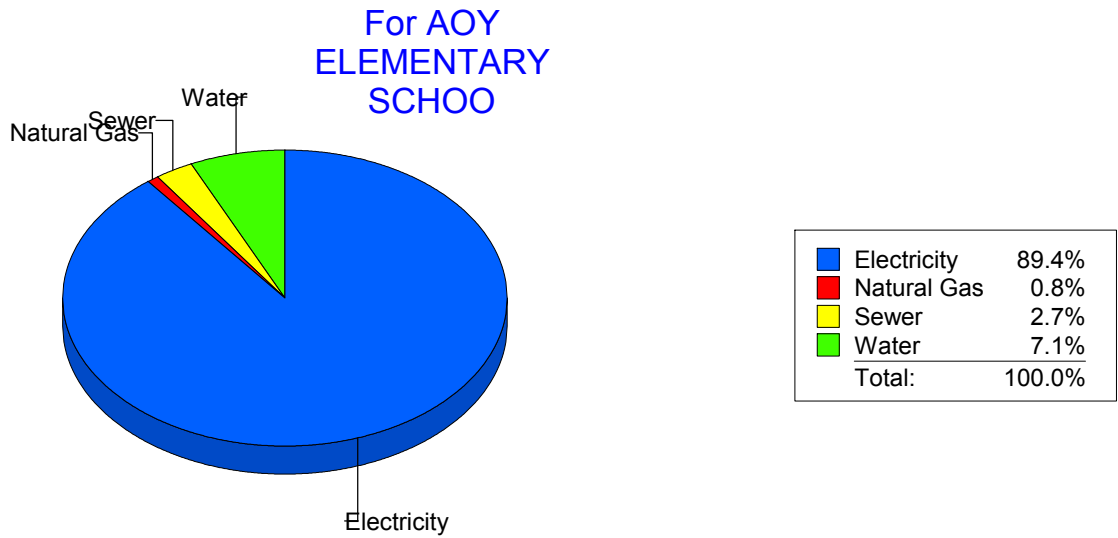
Energy CAP

Cost Avoidance Program

Cost Summary Graph

Grouped by Energy Type

Energy Type	Use	Units	Meter Cost	Special Charges	Total Cost	Avg Unit Cost	% of Total Cost
Site: AOY ELEMENTARY SCHOO - AOY ELEMENTARY SCHOO							
Electricity	56,471	KWH	\$11,558.51	\$0.00	\$11,558.51	0.2047	89.42%
Natural Gas	75	CCF	\$103.07	\$0.00	\$103.07	1.3743	0.80%
Water	253	CCF	\$913.53	\$0.00	\$913.53	3.6108	7.07%
Sewer	71	CCF	\$351.60	\$0.00	\$351.60	4.9521	2.72%
Total Cost:			\$12,926.71	\$0.00	\$12,926.71		



Filters: Cost Center Name Not Equal To DoNotReport; Billing Period Equal To 201107All Meter CodesAll Group Names

el paso

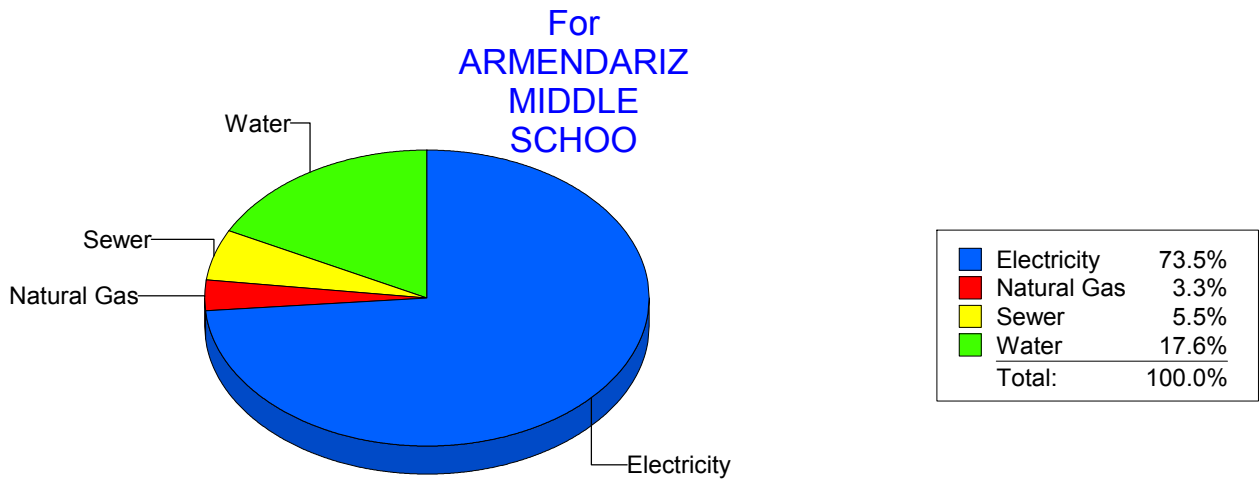
Energy CAP

Cost Avoidance Program

Cost Summary Graph

Grouped by Energy Type

Energy Type	Use	Units	Meter Cost	Special Charges	Total Cost	Avg Unit Cost	% of Total Cost
Site: ARMENDARIZ MIDDLE SCHOO - ARMENDARIZ MIDDLE SCHOO							
Electricity	37,500	KWH	\$5,304.70	\$0.00	\$5,304.70	0.1415	73.53%
Natural Gas	359	CCF	\$237.31	\$0.00	\$237.31	0.6610	3.29%
Water	584	CCF	\$1,272.21	\$0.00	\$1,272.21	2.1784	17.63%
Sewer	148	CCF	\$399.91	\$0.00	\$399.91	2.7021	5.54%
Total Cost:			\$7,214.13	\$0.00	\$7,214.13		



Filters: Cost Center Name Not Equal To DoNotReport; Billing Period Equal To 201107All Meter CodesAll Group Names

el Paso

Energy CAP

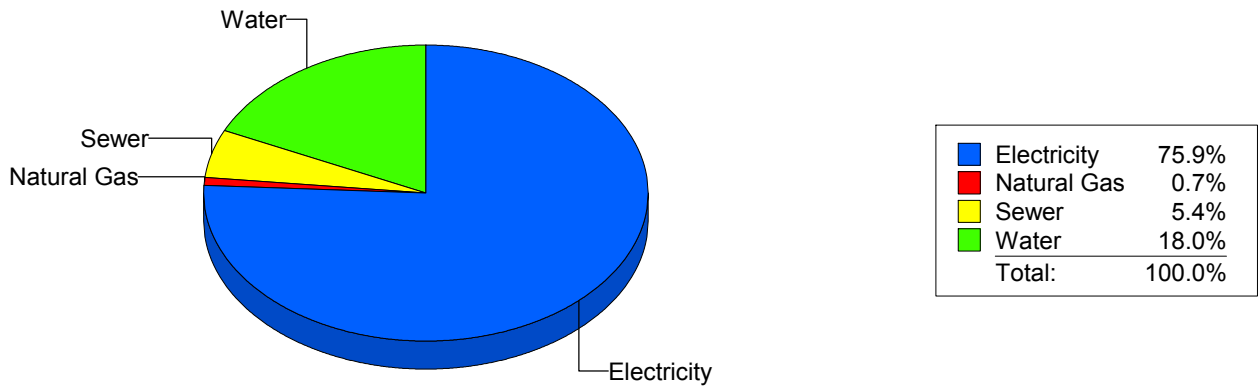
Cost Avoidance Program

Cost Summary Graph

Grouped by Energy Type

Energy Type	Use	Units	Meter Cost	Special Charges	Total Cost	Avg Unit Cost	% of Total Cost
Site: AUSTIN HIGH SCHOOL - AUSTIN HIGH SCHOOL							
Electricity	134,441	KWH	\$15,855.39	\$0.00	\$15,855.39	0.1179	75.91%
Natural Gas	92	CCF	\$144.68	\$0.00	\$144.68	1.5726	0.69%
Water	1,307	CCF	\$3,764.43	\$0.00	\$3,764.43	2.8802	18.02%
Sewer	452	CCF	\$1,122.42	\$0.00	\$1,122.42	2.4832	5.37%
Total Cost:			\$20,886.92	\$0.00	\$20,886.92		

For AUSTIN HIGH SCHOOL



Filters: Cost Center Name Not Equal To DoNotReport; Billing Period Equal To 201107All Meter CodesAll Group Names

elpaso

Energy CAP

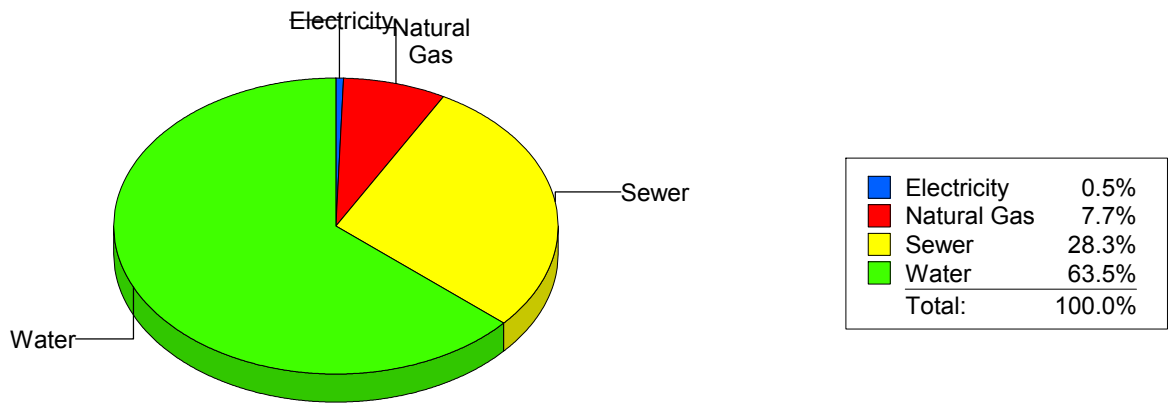
Cost Avoidance Program

Cost Summary Graph

Grouped by Energy Type

Energy Type	Use	Units	Meter Cost	Special Charges	Total Cost	Avg Unit Cost	% of Total Cost
Site: BARRON - BARRON							
Electricity		7 KWH	\$5.82	\$0.00	\$5.82	0.8314	0.48%
Natural Gas		56 CCF	\$93.87	\$0.00	\$93.87	1.6763	7.71%
Water		87 CCF	\$772.74	\$0.00	\$772.74	8.8821	63.50%
Sewer		86 CCF	\$344.41	\$0.00	\$344.41	4.0048	28.30%
Total Cost:			\$1,216.84	\$0.00	\$1,216.84		

For BARRON



Filters: Cost Center Name Not Equal To DoNotReport; Billing Period Equal To 201107All Meter CodesAll Group Names

el Paso

Energy CAP

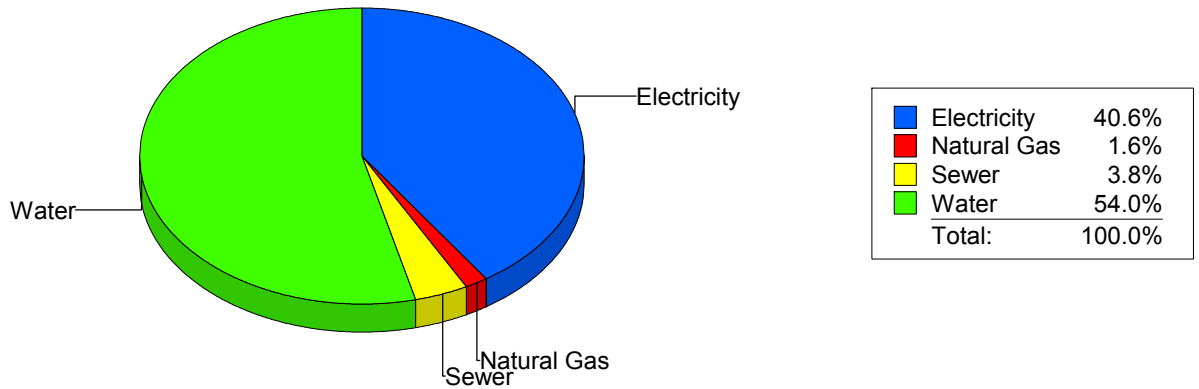
Cost Avoidance Program

Cost Summary Graph

Grouped by Energy Type

Energy Type	Use	Units	Meter Cost	Special Charges	Total Cost	Avg Unit Cost	% of Total Cost
Site: BASSET MIDDLE SCHOOL - BASSET MIDDLE SCHOOL							
Electricity	44,712	KWH	\$5,333.85	\$0.00	\$5,333.85	0.1193	40.57%
Natural Gas	206	CCF	\$212.20	\$0.00	\$212.20	1.0301	1.61%
Water	2,011	CCF	\$7,099.55	\$0.00	\$7,099.55	3.5304	54.00%
Sewer	286	CCF	\$500.83	\$0.00	\$500.83	1.7512	3.81%
Total Cost:			\$13,146.43	\$0.00	\$13,146.43		

For BASSET MIDDLE SCHOOL



Filters: Cost Center Name Not Equal To DoNotReport; Billing Period Equal To 201107All Meter CodesAll Group Names

elpaso

Energy CAP

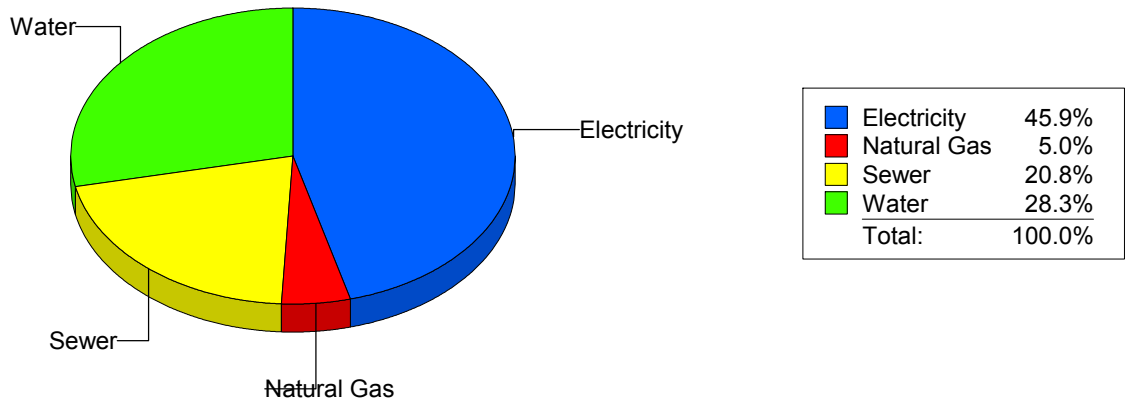
Cost Avoidance Program

Cost Summary Graph

Grouped by Energy Type

Energy Type	Use	Units	Meter Cost	Special Charges	Total Cost	Avg Unit Cost	% of Total Cost
Site: BEALL ELEMENTARY SCH - BEALL ELEMENTARY SCH							
Electricity	5,520	KWH	\$639.23	\$0.00	\$639.23	0.1158	45.86%
Natural Gas	6	CCF	\$69.67	\$0.00	\$69.67	11.6117	5.00%
Water	186	CCF	\$394.89	\$0.00	\$394.89	2.1231	28.33%
Sewer	120	CCF	\$290.01	\$0.00	\$290.01	2.4168	20.81%
Total Cost:			\$1,393.80	\$0.00	\$1,393.80		

For BEALL
ELEMENTARY
SCH



Filters: Cost Center Name Not Equal To DoNotReport; Billing Period Equal To 201107All Meter CodesAll Group Names

el Paso

Energy CAP

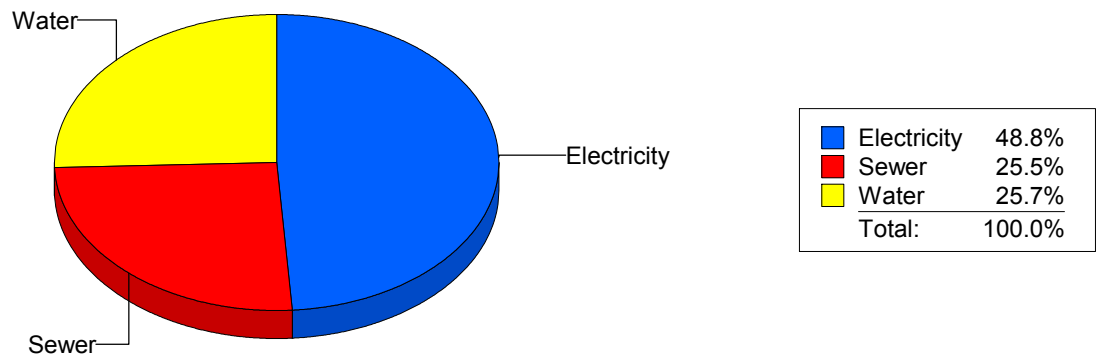
Cost Avoidance Program

Cost Summary Graph

Grouped by Energy Type

Energy Type	Use	Units	Meter Cost	Special Charges	Total Cost	Avg Unit Cost	% of Total Cost
Site: BLISS ELEMENTARY - BLISS ELEMENTARY							
Electricity		7,100 KWH	\$864.40	\$0.00	\$864.40	0.1217	48.84%
Water		227 CCF	\$454.34	\$0.00	\$454.34	2.0015	25.67%
Sewer		247 CCF	\$451.30	\$0.00	\$451.30	1.8271	25.50%
Total Cost:			\$1,770.04	\$0.00	\$1,770.04		

For BLISS ELEMENTARY



Filters: Cost Center Name Not Equal To DoNotReport; Billing Period Equal To 201107All Meter CodesAll Group Names

elpaso

Energy CAP

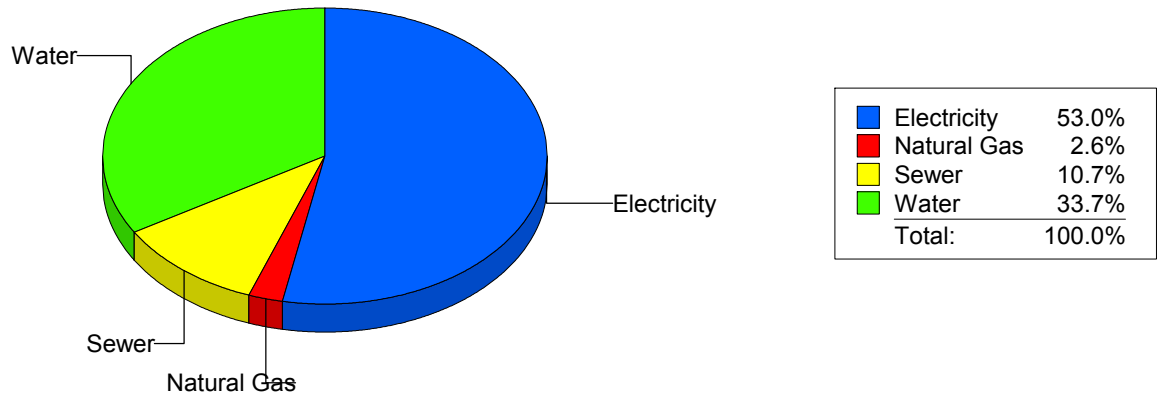
Cost Avoidance Program

Cost Summary Graph

Grouped by Energy Type

Energy Type	Use	Units	Meter Cost	Special Charges	Total Cost	Avg Unit Cost	% of Total Cost
Site: BOND - BOND ELEMENTARY							
Electricity	9,751	KWH	\$1,739.18	\$0.00	\$1,739.18	0.1784	52.98%
Natural Gas	40	CCF	\$85.91	\$0.00	\$85.91	2.1478	2.62%
Water	449	CCF	\$1,107.74	\$0.00	\$1,107.74	2.4671	33.75%
Sewer	167	CCF	\$349.70	\$0.00	\$349.70	2.0940	10.65%
Total Cost:			\$3,282.53	\$0.00	\$3,282.53		

For BOND ELEMENTARY



Filters: Cost Center Name Not Equal To DoNotReport; Billing Period Equal To 201107All Meter CodesAll Group Names

el paso

Energy CAP

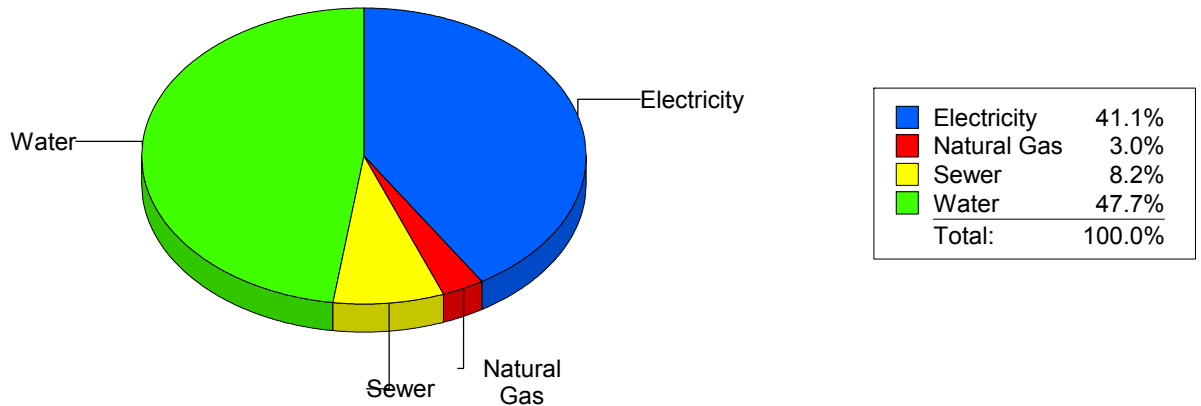
Cost Avoidance Program

Cost Summary Graph

Grouped by Energy Type

Energy Type	Use	Units	Meter Cost	Special Charges	Total Cost	Avg Unit Cost	% of Total Cost
Site: BONHAM ELEMENTARY SC - BONHAM ELEMENTARY SC							
Electricity	8,470	KWH	\$1,482.10	\$0.00	\$1,482.10	0.1750	41.13%
Natural Gas	85	CCF	\$107.91	\$0.00	\$107.91	1.2695	2.99%
Water	537	CCF	\$1,719.32	\$0.00	\$1,719.32	3.2017	47.71%
Sewer	136	CCF	\$294.55	\$0.00	\$294.55	2.1658	8.17%
Total Cost:			\$3,603.88	\$0.00	\$3,603.88		

For BONHAM ELEMENTARY SC



Filters: Cost Center Name Not Equal To DoNotReport; Billing Period Equal To 201107All Meter CodesAll Group Names

elpaso

Energy CAP

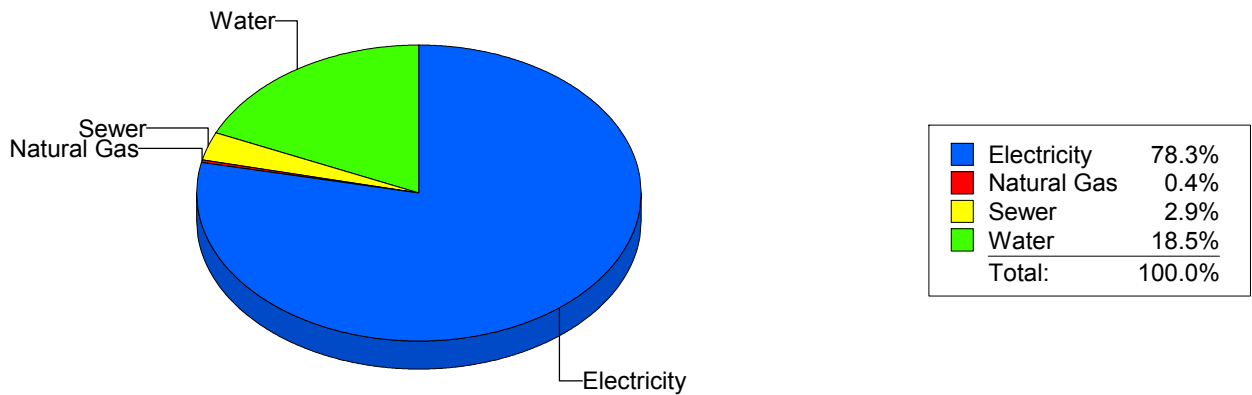
Cost Avoidance Program

Cost Summary Graph

Grouped by Energy Type

Energy Type	Use	Units	Meter Cost	Special Charges	Total Cost	Avg Unit Cost	% of Total Cost
Site: BOWIE HIGH SCHOOL - BOWIE HIGH SCHOOL							
Electricity	249,424	KWH	\$30,941.66	\$0.00	\$30,941.66	0.1241	78.28%
Natural Gas	180	CCF	\$163.21	\$0.00	\$163.21	0.9067	0.41%
Water	4,836	CCF	\$7,295.04	\$0.00	\$7,295.04	1.5085	18.46%
Sewer	564	CCF	\$1,128.08	\$0.00	\$1,128.08	2.0001	2.85%
Total Cost:			\$39,527.99	\$0.00	\$39,527.99		

For BOWIE HIGH SCHOOL



Filters: Cost Center Name Not Equal To DoNotReport; Billing Period Equal To 201107All Meter CodesAll Group Names

el Paso

Energy CAP

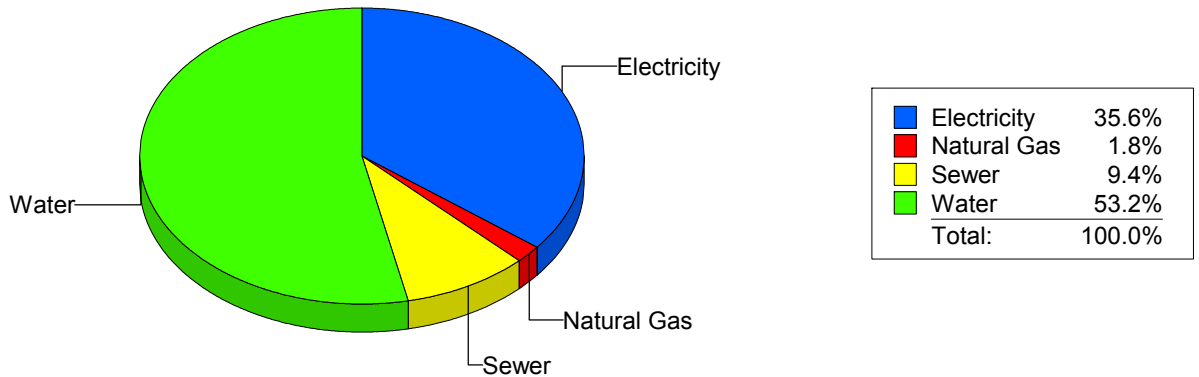
Cost Avoidance Program

Cost Summary Graph

Grouped by Energy Type

Energy Type	Use	Units	Meter Cost	Special Charges	Total Cost	Avg Unit Cost	% of Total Cost
Site: BRADLEY ELEMENTARY - BRADLEY ELEMENTARY							
Electricity		5,700 KWH	\$1,267.77	\$0.00	\$1,267.77	0.2224	35.59%
Natural Gas		62 CCF	\$63.39	\$0.00	\$63.39	1.0224	1.78%
Water		496 CCF	\$1,896.20	\$0.00	\$1,896.20	3.8230	53.23%
Sewer		97 CCF	\$335.14	\$0.00	\$335.14	3.4551	9.41%
Total Cost:			\$3,562.50	\$0.00	\$3,562.50		

For BRADLEY ELEMENTARY



Filters: Cost Center Name Not Equal To DoNotReport; Billing Period Equal To 201107All Meter CodesAll Group Names

el paso

Energy CAP

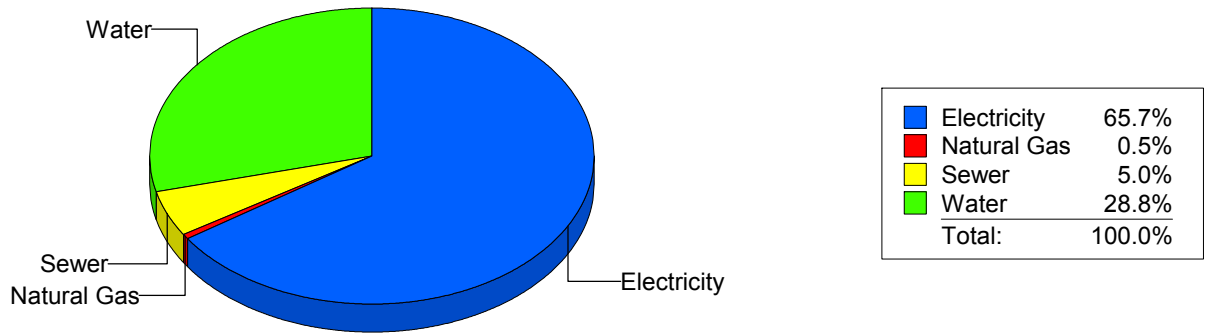
Cost Avoidance Program

Cost Summary Graph

Grouped by Energy Type

Energy Type	Use	Units	Meter Cost	Special Charges	Total Cost	Avg Unit Cost	% of Total Cost
Site: BROWN MIDDLE SCHOOL - BROWN MIDDLE SCHOOL							
Electricity	65,800	KWH	\$9,527.89	\$0.00	\$9,527.89	0.1448	65.67%
Natural Gas	85	CCF	\$74.52	\$0.00	\$74.52	0.8767	0.51%
Water	1,419	CCF	\$4,183.57	\$0.00	\$4,183.57	2.9483	28.83%
Sewer	403	CCF	\$723.76	\$0.00	\$723.76	1.7959	4.99%
Total Cost:			\$14,509.74	\$0.00	\$14,509.74		

For BROWN MIDDLE SCHOOL



Filters: Cost Center Name Not Equal To DoNotReport; Billing Period Equal To 201107All Meter CodesAll Group Names

elpaso

Energy CAP

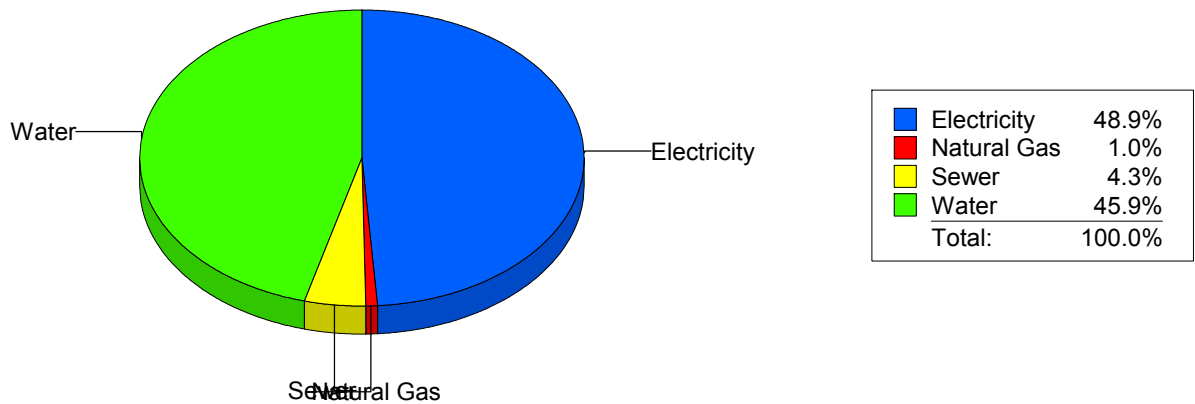
Cost Avoidance Program

Cost Summary Graph

Grouped by Energy Type

Energy Type	Use	Units	Meter Cost	Special Charges	Total Cost	Avg Unit Cost	% of Total Cost
Site: BURGESS HIGH SCHOOL - BURGESS HIGH SCHOOL							
Electricity	53,422	KWH	\$7,480.02	\$0.00	\$7,480.02	0.1400	48.89%
Natural Gas	96	CCF	\$146.62	\$0.00	\$146.62	1.5273	0.96%
Water	2,107	CCF	\$7,021.17	\$0.00	\$7,021.17	3.3323	45.89%
Sewer	237	CCF	\$650.55	\$0.00	\$650.55	2.7449	4.25%
Total Cost:			\$15,298.36	\$0.00	\$15,298.36		

For BURGESS HIGH SCHOOL



Filters: Cost Center Name Not Equal To DoNotReport; Billing Period Equal To 201107All Meter CodesAll Group Names

el Paso

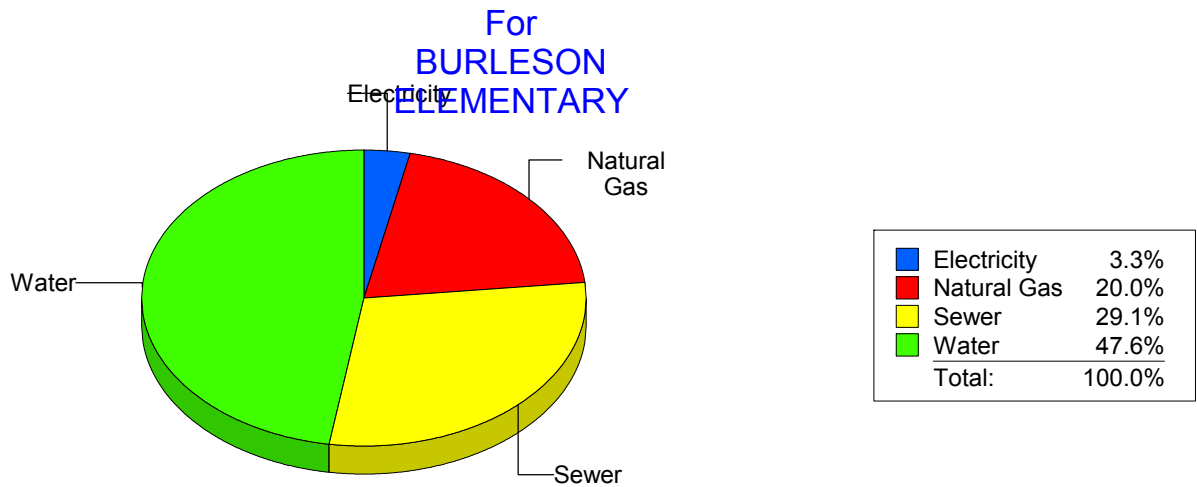
Energy CAP

Cost Avoidance Program

Cost Summary Graph

Grouped by Energy Type

Energy Type	Use	Units	Meter Cost	Special Charges	Total Cost	Avg Unit Cost	% of Total Cost
Site: BURLESON ELEMENTARY - BURLESON ELEMENTARY							
Electricity		111 KWH	\$27.81	\$0.00	\$27.81	0.2505	3.30%
Natural Gas		72 CCF	\$168.38	\$0.00	\$168.38	2.3386	19.98%
Water		213 CCF	\$401.22	\$0.00	\$401.22	1.8837	47.62%
Sewer		95 CCF	\$245.13	\$0.00	\$245.13	2.5803	29.09%
Total Cost:			\$842.54	\$0.00	\$842.54		



Filters: Cost Center Name Not Equal To DoNotReport; Billing Period Equal To 201107All Meter CodesAll Group Names

elpaso

Energy CAP

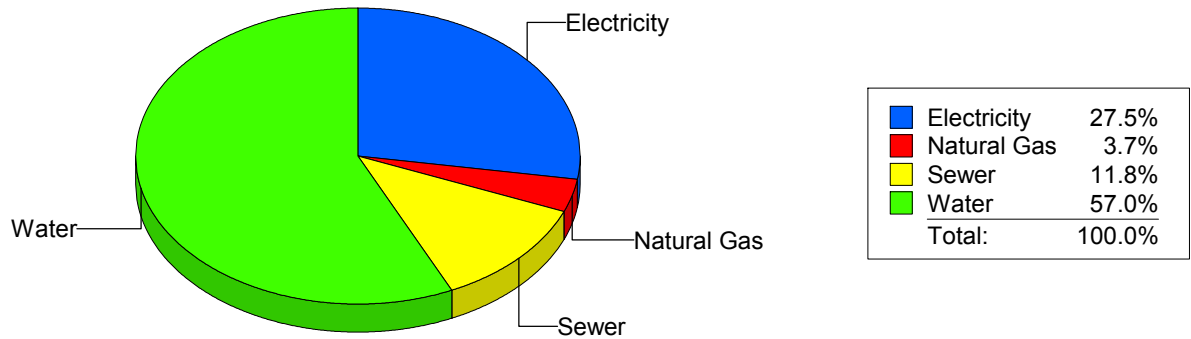
Cost Avoidance Program

Cost Summary Graph

Grouped by Energy Type

Energy Type	Use	Units	Meter Cost	Special Charges	Total Cost	Avg Unit Cost	% of Total Cost
Site: BURNET ELEMENTARY - BURNET ELEMENTARY							
Electricity	6,645	KWH	\$1,020.67	\$0.00	\$1,020.67	0.1536	27.50%
Natural Gas	80	CCF	\$138.80	\$0.00	\$138.80	1.7350	3.74%
Water	777	CCF	\$2,113.57	\$0.00	\$2,113.57	2.7202	56.95%
Sewer	247	CCF	\$438.19	\$0.00	\$438.19	1.7740	11.81%
Total Cost:			\$3,711.23	\$0.00	\$3,711.23		

For BURNET ELEMENTARY



Filters: Cost Center Name Not Equal To DoNotReport; Billing Period Equal To 201107All Meter CodesAll Group Names

elpaso

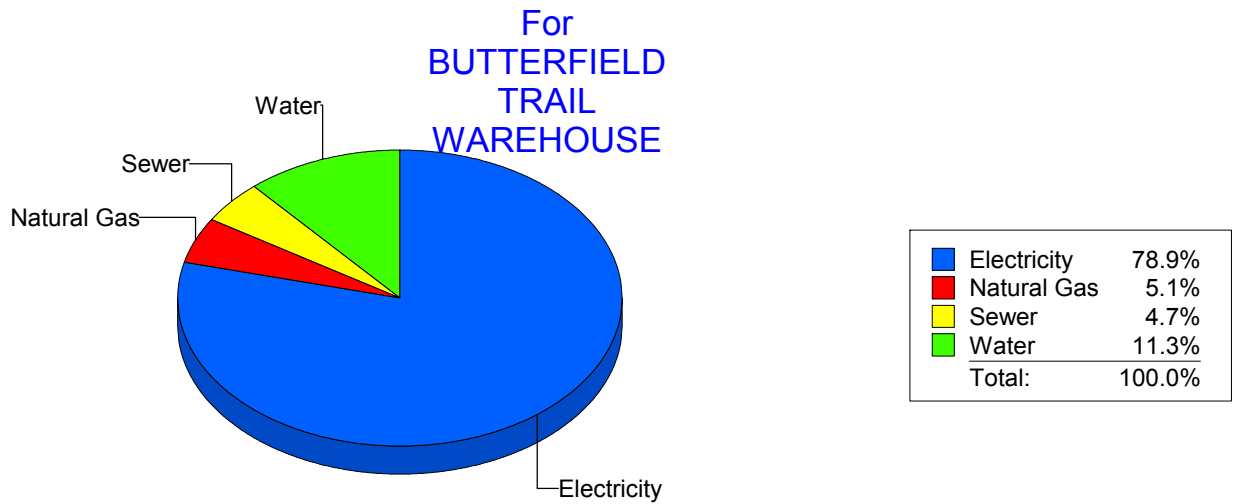
Energy CAP

Cost Avoidance Program

Cost Summary Graph

Grouped by Energy Type

Energy Type	Use	Units	Meter Cost	Special Charges	Total Cost	Avg Unit Cost	% of Total Cost
Site: BUTTERFIELDTRAILWAREHOUSE - BUTTERFIELD TRAIL WAREHOUSE							
Electricity	3,600	KWH	\$518.25	\$0.00	\$518.25	0.1440	78.88%
Natural Gas	0	CCF	\$33.38	\$0.00	\$33.38	0.0000	5.08%
Water	32	CCF	\$74.43	\$0.00	\$74.43	2.3259	11.33%
Sewer	15	CCF	\$30.99	\$0.00	\$30.99	2.0660	4.72%
Total Cost:			\$657.05	\$0.00	\$657.05		



Filters: Cost Center Name Not Equal To DoNotReport; Billing Period Equal To 201107All Meter CodesAll Group Names

el Paso

Energy CAP

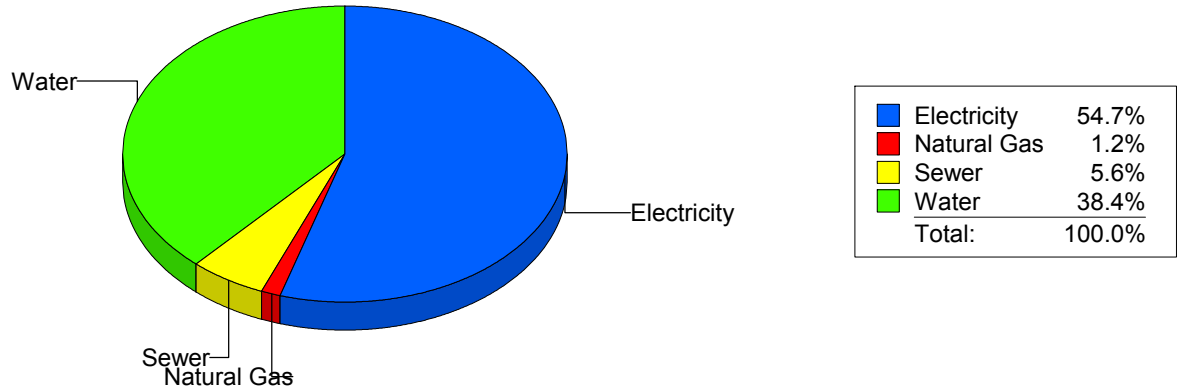
Cost Avoidance Program

Cost Summary Graph

Grouped by Energy Type

Energy Type	Use	Units	Meter Cost	Special Charges	Total Cost	Avg Unit Cost	% of Total Cost
Site: CANYON HILLS MIDDLE - CANYON HILLS MIDDLE							
Electricity	48,999	KWH	\$5,657.85	\$0.00	\$5,657.85	0.1155	54.74%
Natural Gas	58	CCF	\$128.22	\$0.00	\$128.22	2.2107	1.24%
Water	907	CCF	\$3,972.77	\$0.00	\$3,972.77	4.3801	38.44%
Sewer	120	CCF	\$576.30	\$0.00	\$576.30	4.8025	5.58%
Total Cost:			\$10,335.14	\$0.00	\$10,335.14		

For CANYON HILLS MIDDLE



Filters: Cost Center Name Not Equal To DoNotReport; Billing Period Equal To 201107All Meter CodesAll Group Names

elpaso

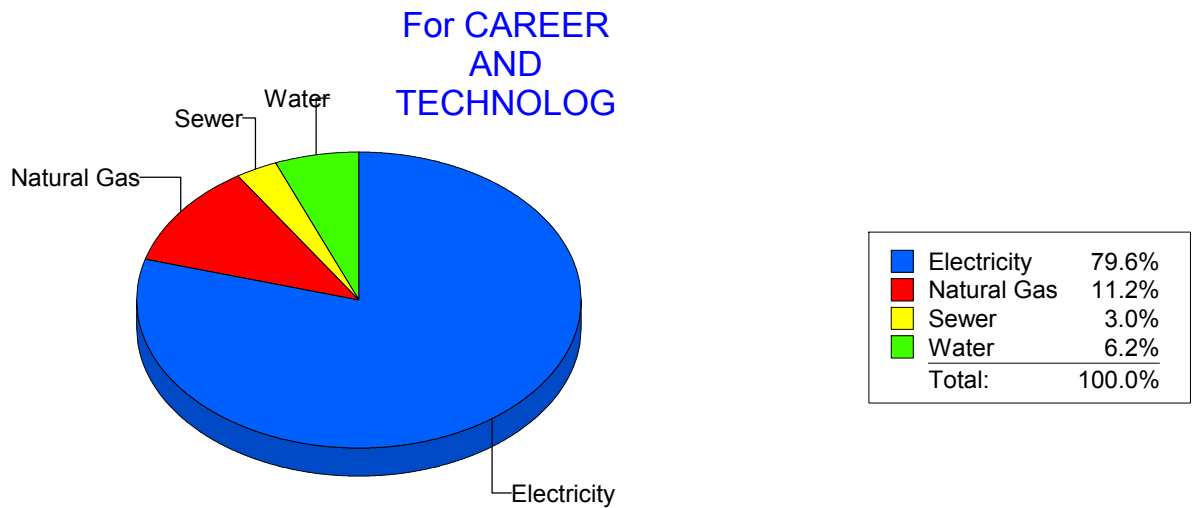
Energy CAP

Cost Avoidance Program

Cost Summary Graph

Grouped by Energy Type

Energy Type	Use	Units	Meter Cost	Special Charges	Total Cost	Avg Unit Cost	% of Total Cost
Site: CAREER AND TECHNOLOG - CAREER AND TECHNOLOG							
Electricity	89,578	KWH	\$10,304.34	\$0.00	\$10,304.34	0.1150	79.57%
Natural Gas	2,445	CCF	\$1,450.24	\$0.00	\$1,450.24	0.5931	11.20%
Water	323	CCF	\$803.93	\$0.00	\$803.93	2.4889	6.21%
Sewer	161	CCF	\$391.56	\$0.00	\$391.56	2.4320	3.02%
Total Cost:			\$12,950.07	\$0.00	\$12,950.07		



Filters: Cost Center Name Not Equal To DoNotReport; Billing Period Equal To 201107All Meter CodesAll Group Names

elpaso

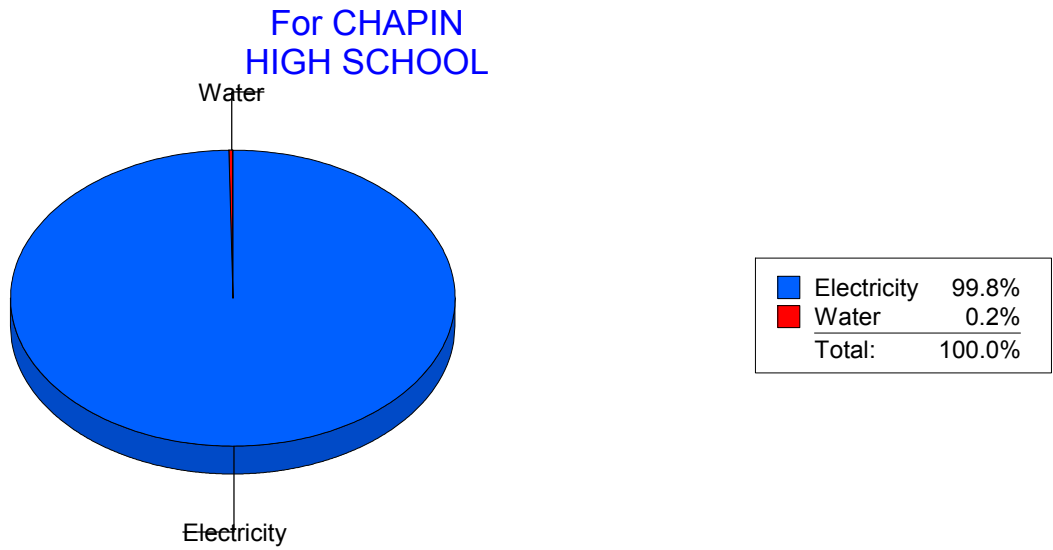
Energy CAP

Cost Avoidance Program

Cost Summary Graph

Grouped by Energy Type

Energy Type	Use	Units	Meter Cost	Special Charges	Total Cost	Avg Unit Cost	% of Total Cost
Site: CHAPIN HIGH SCHOOL - CHAPIN HIGH SCHOOL							
Electricity	195,730	KWH	\$27,644.66	\$0.00	\$27,644.66	0.1412	99.84%
Water	0	CCF	\$43.66	\$0.00	\$43.66	0.0000	0.16%
Total Cost:			\$27,688.32	\$0.00	\$27,688.32		



Filters: Cost Center Name Not Equal To DoNotReport; Billing Period Equal To 201107All Meter CodesAll Group Names

el Paso

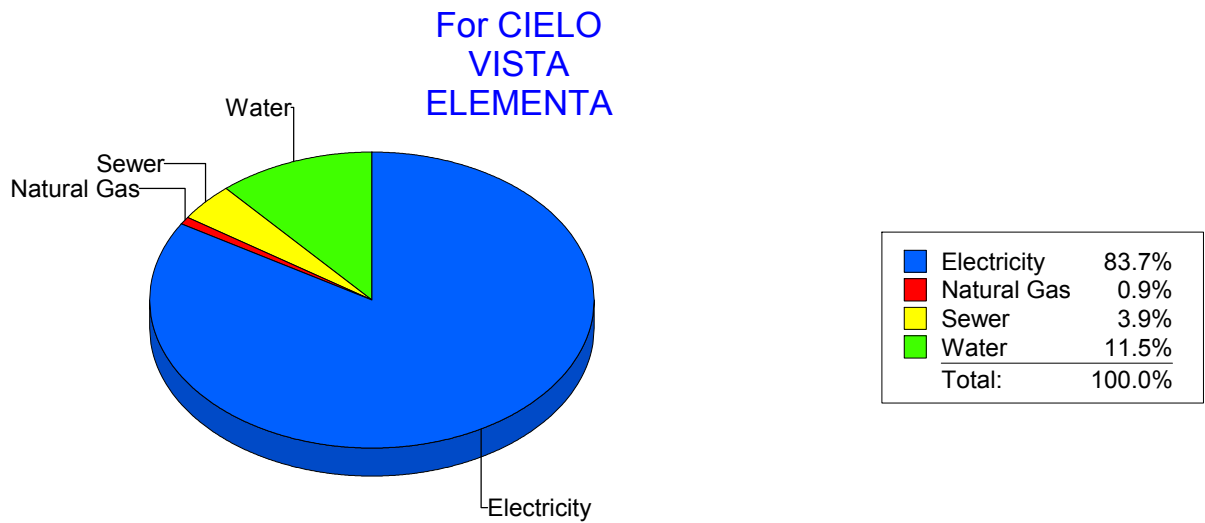
Energy CAP

Cost Avoidance Program

Cost Summary Graph

Grouped by Energy Type

Energy Type	Use	Units	Meter Cost	Special Charges	Total Cost	Avg Unit Cost	% of Total Cost
Site: CIELO VISTA ELEMENTA - CIELO VISTA ELEMENTA							
Electricity	33,680	KWH	\$6,499.84	\$0.00	\$6,499.84	0.1930	83.67%
Natural Gas	5	CCF	\$69.18	\$0.00	\$69.18	13.8360	0.89%
Water	401	CCF	\$892.87	\$0.00	\$892.87	2.2266	11.49%
Sewer	133	CCF	\$306.52	\$0.00	\$306.52	2.3047	3.95%
Total Cost:			\$7,768.41	\$0.00	\$7,768.41		



Filters: Cost Center Name Not Equal To DoNotReport; Billing Period Equal To 201107All Meter CodesAll Group Names

elpaso

Energy CAP

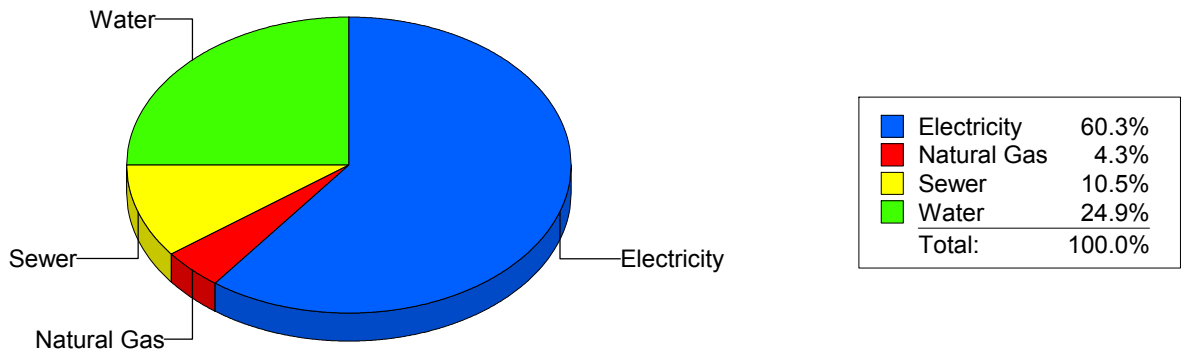
Cost Avoidance Program

Cost Summary Graph

Grouped by Energy Type

Energy Type	Use	Units	Meter Cost	Special Charges	Total Cost	Avg Unit Cost	% of Total Cost
Site: CLARDY ELEMENTARY SC - CLARDY ELEMENTARY SC							
Electricity	14,402	KWH	\$2,471.07	\$0.00	\$2,471.07	0.1716	60.31%
Natural Gas	202	CCF	\$176.42	\$0.00	\$176.42	0.8734	4.31%
Water	418	CCF	\$1,020.12	\$0.00	\$1,020.12	2.4405	24.90%
Sewer	181	CCF	\$429.72	\$0.00	\$429.72	2.3741	10.49%
Total Cost:			\$4,097.33	\$0.00	\$4,097.33		

For CLARDY
ELEMENTARY
SC



Filters: Cost Center Name Not Equal To DoNotReport; Billing Period Equal To 201107All Meter CodesAll Group Names

elpaso

Energy CAP

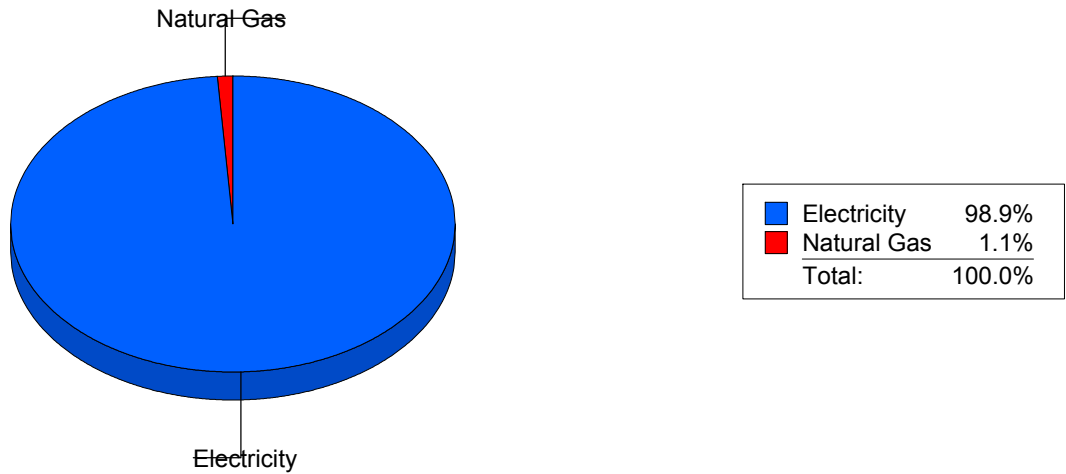
Cost Avoidance Program

Cost Summary Graph

Grouped by Energy Type

Energy Type	Use	Units	Meter Cost	Special Charges	Total Cost	Avg Unit Cost	% of Total Cost
Site: CLENDININ - CLENDININ							
Electricity	20,500	KWH	\$3,876.50	\$0.00	\$3,876.50	0.1891	98.89%
Natural Gas	21	CCF	\$43.54	\$0.00	\$43.54	2.0733	1.11%
Total Cost:			\$3,920.04	\$0.00	\$3,920.04		

For CLENDININ



Filters: Cost Center Name Not Equal To DoNotReport; Billing Period Equal To 201107All Meter CodesAll Group Names

el Paso

Energy CAP

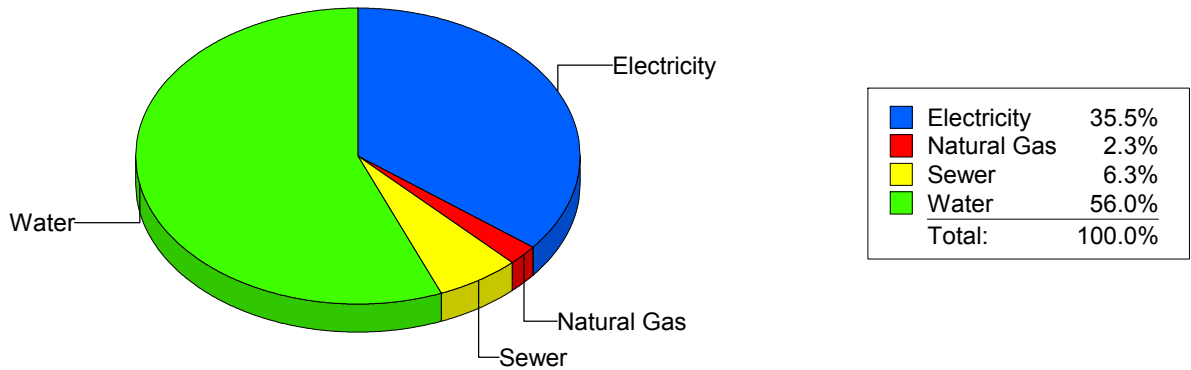
Cost Avoidance Program

Cost Summary Graph

Grouped by Energy Type

Energy Type	Use	Units	Meter Cost	Special Charges	Total Cost	Avg Unit Cost	% of Total Cost
Site: COLDWELL INTERMEDIAT - COLDWELL INTERMEDIAT							
Electricity	11,119	KWH	\$1,586.36	\$0.00	\$1,586.36	0.1427	35.47%
Natural Gas	4	CCF	\$102.07	\$0.00	\$102.07	25.5175	2.28%
Water	581	CCF	\$2,503.86	\$0.00	\$2,503.86	4.3096	55.98%
Sewer	84	CCF	\$280.64	\$0.00	\$280.64	3.3410	6.27%
Total Cost:			\$4,472.93	\$0.00	\$4,472.93		

For
COLDWELL
INTERMEDIAT



Filters: Cost Center Name Not Equal To DoNotReport; Billing Period Equal To 201107All Meter CodesAll Group Names

elpaso

Energy CAP

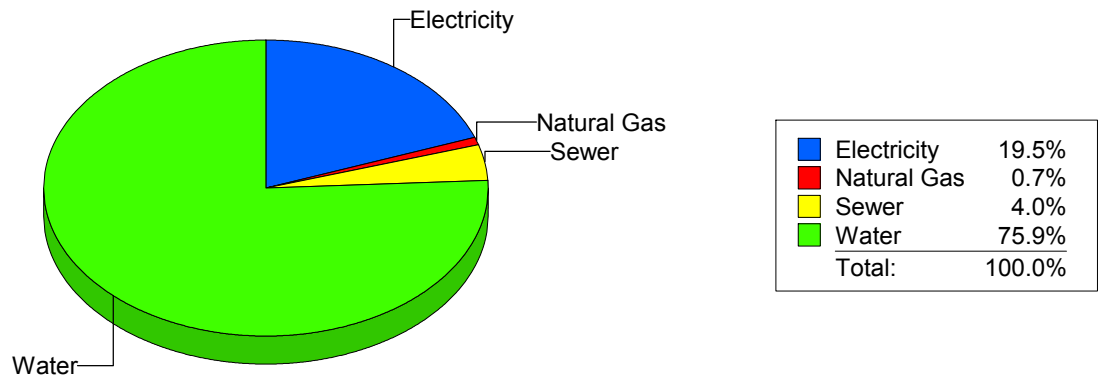
Cost Avoidance Program

Cost Summary Graph

Grouped by Energy Type

Energy Type	Use	Units	Meter Cost	Special Charges	Total Cost	Avg Unit Cost	% of Total Cost
Site: COLLINS ELEMENTARY - COLLINS ELEMENTARY							
Electricity	17,790	KWH	\$1,886.74	\$0.00	\$1,886.74	0.1061	19.46%
Natural Gas	0	CCF	\$66.76	\$0.00	\$66.76	0.0000	0.69%
Water	1,718	CCF	\$7,356.46	\$0.00	\$7,356.46	4.2820	75.87%
Sewer	196	CCF	\$386.53	\$0.00	\$386.53	1.9721	3.99%
Total Cost:			\$9,696.49	\$0.00	\$9,696.49		

For COLLINS ELEMENTARY



Filters: Cost Center Name Not Equal To DoNotReport; Billing Period Equal To 201107All Meter CodesAll Group Names

el Paso

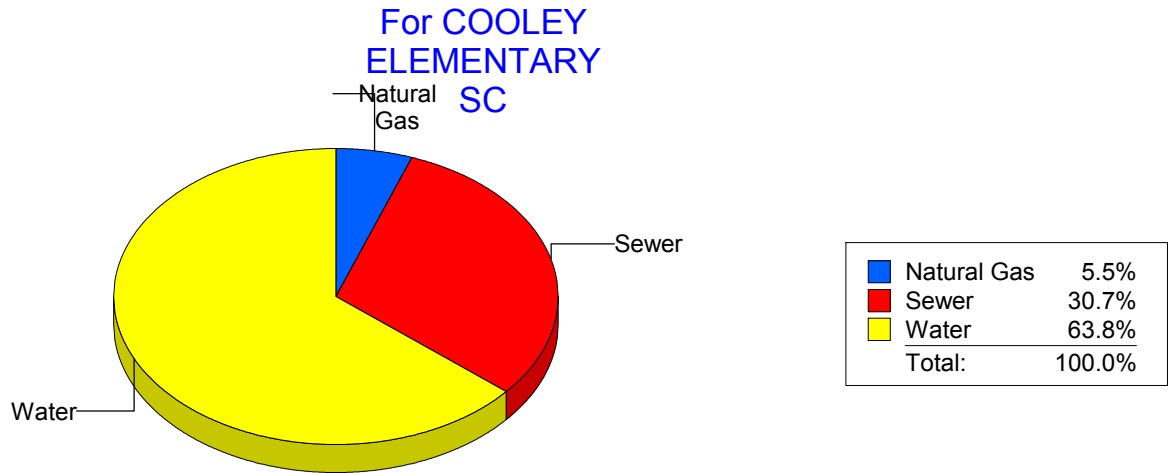
Energy CAP

Cost Avoidance Program

Cost Summary Graph

Grouped by Energy Type

Energy Type	Use	Units	Meter Cost	Special Charges	Total Cost	Avg Unit Cost	% of Total Cost
Site: COOLEY ELEMENTARY SC - COOLEY ELEMENTARY SC							
Natural Gas		103 CCF	\$116.97	\$0.00	\$116.97	1.1356	5.55%
Water		361 CCF	\$1,344.26	\$0.00	\$1,344.26	3.7237	63.77%
Sewer		215 CCF	\$646.86	\$0.00	\$646.86	3.0087	30.68%
Total Cost:			\$2,108.09	\$0.00	\$2,108.09		



Filters: Cost Center Name Not Equal To DoNotReport; Billing Period Equal To 201107All Meter CodesAll Group Names

elpaso

Energy CAP

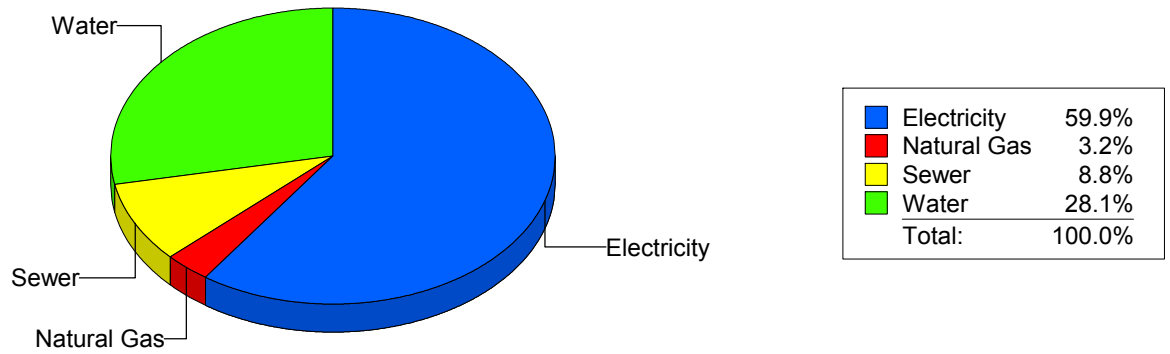
Cost Avoidance Program

Cost Summary Graph

Grouped by Energy Type

Energy Type	Use	Units	Meter Cost	Special Charges	Total Cost	Avg Unit Cost	% of Total Cost
Site: CORONADO HIGH SCHOOL - CORONADO HIGH SCHOOL							
Electricity	49,811	KWH	\$9,567.28	\$0.00	\$9,567.28	0.1921	59.85%
Natural Gas	729	CCF	\$518.52	\$0.00	\$518.52	0.7113	3.24%
Water	2,908	CCF	\$4,496.88	\$0.00	\$4,496.88	1.5464	28.13%
Sewer	872	CCF	\$1,401.85	\$0.00	\$1,401.85	1.6076	8.77%
Total Cost:			\$15,984.53	\$0.00	\$15,984.53		

For
CORONADO
HIGH SCHOOL



Filters: Cost Center Name Not Equal To DoNotReport; Billing Period Equal To 201107All Meter CodesAll Group Names

elpaso

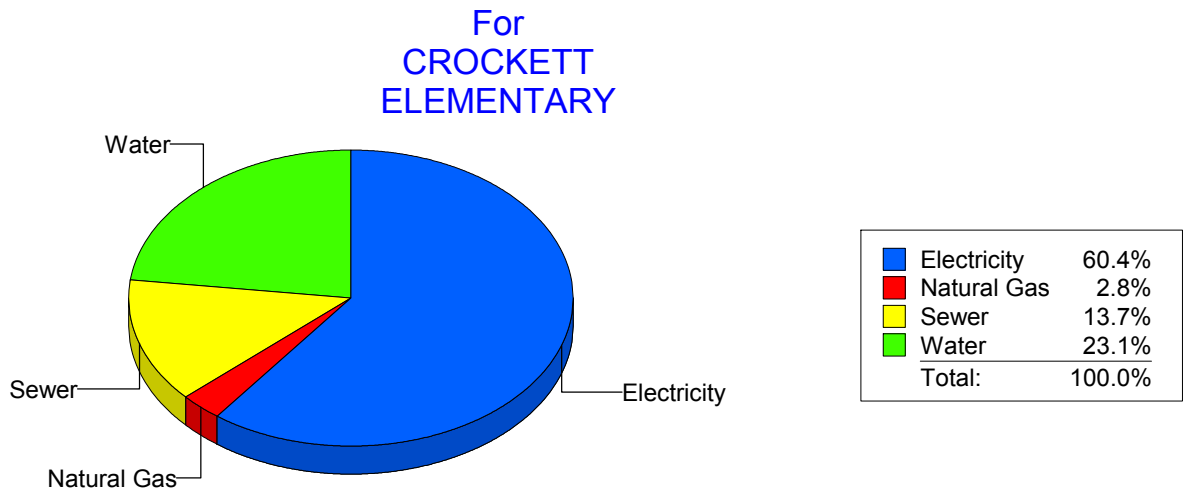
Energy CAP

Cost Avoidance Program

Cost Summary Graph

Grouped by Energy Type

Energy Type	Use	Units	Meter Cost	Special Charges	Total Cost	Avg Unit Cost	% of Total Cost
Site: CROCKETT - CROCKETT ELEMENTARY							
Electricity	10,000	KWH	\$1,336.53	\$0.00	\$1,336.53	0.1337	60.41%
Natural Gas	60	CCF	\$62.42	\$0.00	\$62.42	1.0403	2.82%
Water	190	CCF	\$511.32	\$0.00	\$511.32	2.6912	23.11%
Sewer	140	CCF	\$302.28	\$0.00	\$302.28	2.1591	13.66%
Total Cost:			\$2,212.55	\$0.00	\$2,212.55		



Filters: Cost Center Name Not Equal To DoNotReport; Billing Period Equal To 201107All Meter CodesAll Group Names

elpaso

Energy CAP

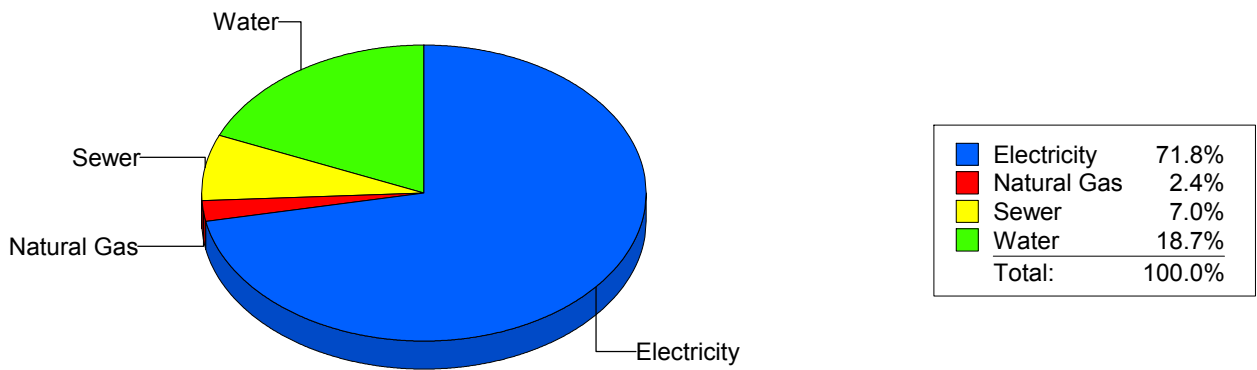
Cost Avoidance Program

Cost Summary Graph

Grouped by Energy Type

Energy Type	Use	Units	Meter Cost	Special Charges	Total Cost	Avg Unit Cost	% of Total Cost
Site: CROSBY ELEMENTARY - CROSBY ELEMENTARY							
Electricity	12,464	KWH	\$2,306.30	\$0.00	\$2,306.30	0.1850	71.85%
Natural Gas	22	CCF	\$77.41	\$0.00	\$77.41	3.5186	2.41%
Water	216	CCF	\$600.31	\$0.00	\$600.31	2.7792	18.70%
Sewer	80	CCF	\$226.08	\$0.00	\$226.08	2.8260	7.04%
Total Cost:			\$3,210.10	\$0.00	\$3,210.10		

For CROSBY ELEMENTARY



Filters: Cost Center Name Not Equal To DoNotReport; Billing Period Equal To 201107All Meter CodesAll Group Names

el paso

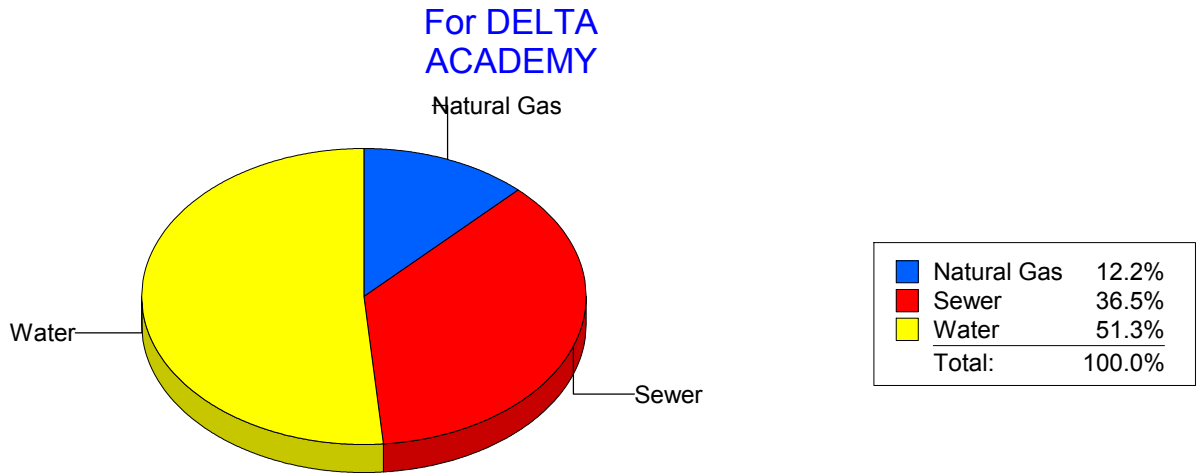
Energy CAP

Cost Avoidance Program

Cost Summary Graph

Grouped by Energy Type

Energy Type	Use	Units	Meter Cost	Special Charges	Total Cost	Avg Unit Cost	% of Total Cost
Site: DELTA ACADEMY - DELTA ACADEMY							
Natural Gas		16 CCF	\$10.32	\$0.00	\$10.32	0.6450	12.24%
Water		16 CCF	\$43.26	\$0.00	\$43.26	2.7038	51.29%
Sewer		12 CCF	\$30.76	\$0.00	\$30.76	2.5633	36.47%
Total Cost:			\$84.34	\$0.00	\$84.34		



Filters: Cost Center Name Not Equal To DoNotReport; Billing Period Equal To 201107All Meter CodesAll Group Names

el paso

Energy CAP

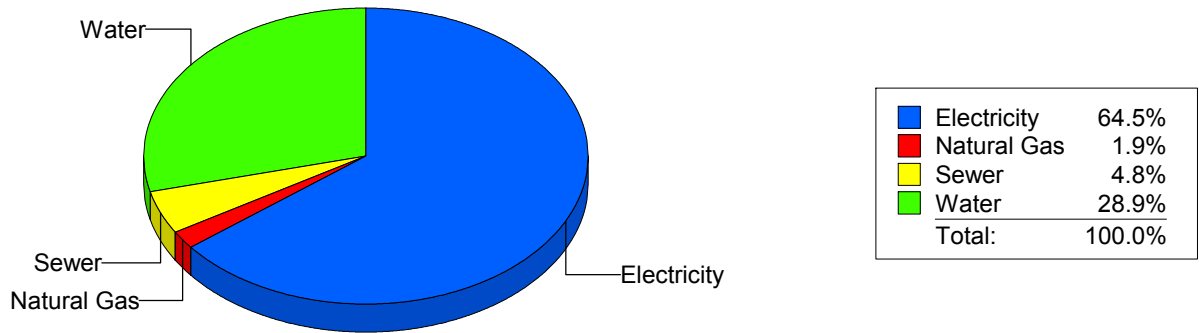
Cost Avoidance Program

Cost Summary Graph

Grouped by Energy Type

Energy Type	Use	Units	Meter Cost	Special Charges	Total Cost	Avg Unit Cost	% of Total Cost
Site: DOUGLASS ELEMENTARY - DOUGLASS ELEMENTARY							
Electricity	28,793	KWH	\$3,920.53	\$0.00	\$3,920.53	0.1362	64.50%
Natural Gas	96	CCF	\$113.23	\$0.00	\$113.23	1.1795	1.86%
Water	470	CCF	\$1,754.60	\$0.00	\$1,754.60	3.7332	28.87%
Sewer	93	CCF	\$289.79	\$0.00	\$289.79	3.1160	4.77%
Total Cost:			\$6,078.15	\$0.00	\$6,078.15		

For
DOUGLASS
ELEMENTARY



Filters: Cost Center Name Not Equal To DoNotReport; Billing Period Equal To 201107All Meter CodesAll Group Names

elpaso

Energy CAP

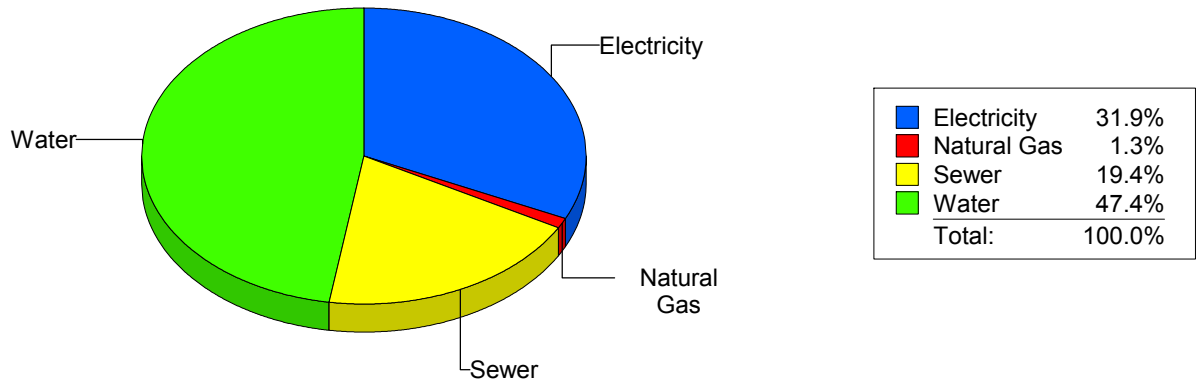
Cost Avoidance Program

Cost Summary Graph

Grouped by Energy Type

Energy Type	Use	Units	Meter Cost	Special Charges	Total Cost	Avg Unit Cost	% of Total Cost
Site: DOWELL ELEMENTARY - DOWELL ELEMENTARY							
Electricity	7,400	KWH	\$843.57	\$0.00	\$843.57	0.1140	31.86%
Natural Gas	3	CCF	\$34.70	\$0.00	\$34.70	11.5667	1.31%
Water	657	CCF	\$1,255.19	\$0.00	\$1,255.19	1.9105	47.41%
Sewer	366	CCF	\$514.30	\$0.00	\$514.30	1.4052	19.42%
Total Cost:			\$2,647.76	\$0.00	\$2,647.76		

For DOWELL ELEMENTARY



Filters: Cost Center Name Not Equal To DoNotReport; Billing Period Equal To 201107All Meter CodesAll Group Names

el Paso

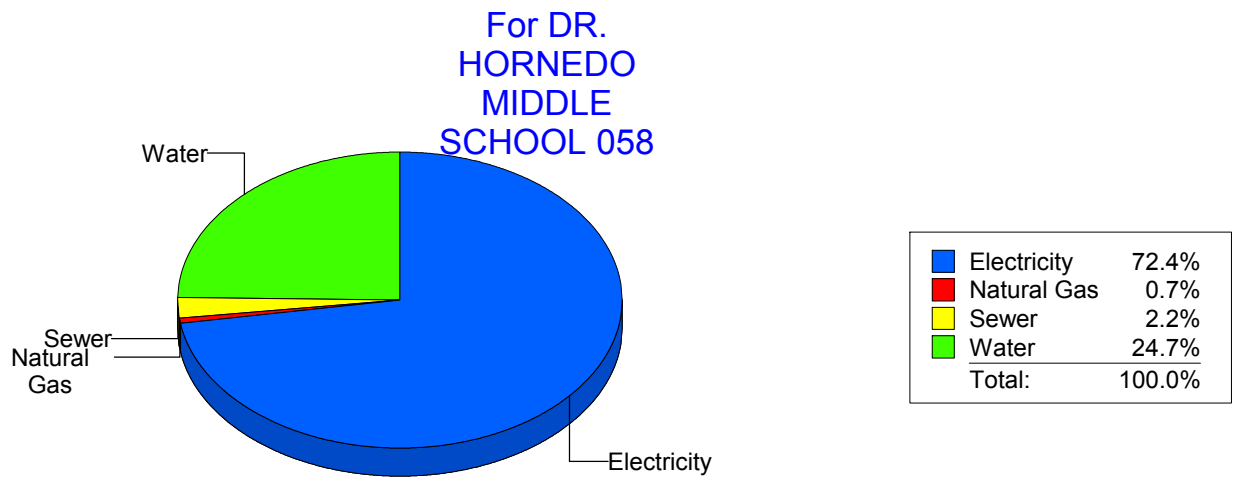
Energy CAP

Cost Avoidance Program

Cost Summary Graph

Grouped by Energy Type

Energy Type	Use	Units	Meter Cost	Special Charges	Total Cost	Avg Unit Cost	% of Total Cost
Site: DRHORNEDOMIDDLESCHOOL - DR. HORNEDO MIDDLE SCHOOL 058							
Electricity	67,400	KWH	\$11,484.92	\$0.00	\$11,484.92	0.1704	72.44%
Natural Gas	137	CCF	\$104.00	\$0.00	\$104.00	0.7591	0.66%
Water	1,104	CCF	\$3,917.37	\$0.00	\$3,917.37	3.5483	24.71%
Sewer	108	CCF	\$349.11	\$0.00	\$349.11	3.2325	2.20%
Total Cost:			\$15,855.40	\$0.00	\$15,855.40		



Filters: Cost Center Name Not Equal To DoNotReport; Billing Period Equal To 201107All Meter CodesAll Group Names

el paso

Energy CAP

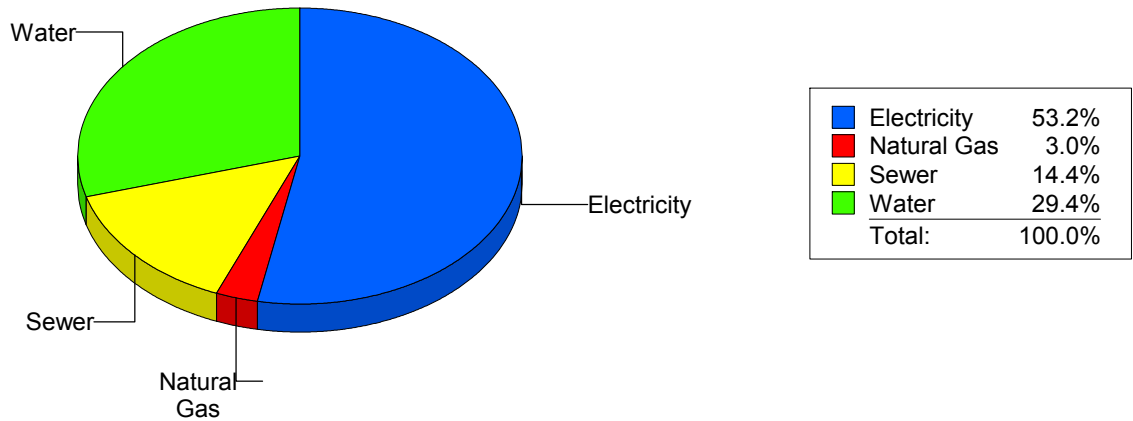
Cost Avoidance Program

Cost Summary Graph

Grouped by Energy Type

Energy Type	Use	Units	Meter Cost	Special Charges	Total Cost	Avg Unit Cost	% of Total Cost
Site: DR. L.A. NIXON ELEME - DR. L.A. NIXON ELEME							
Electricity	12,020	KWH	\$2,061.36	\$0.00	\$2,061.36	0.1715	53.17%
Natural Gas	100	CCF	\$115.17	\$0.00	\$115.17	1.1517	2.97%
Water	477	CCF	\$1,141.05	\$0.00	\$1,141.05	2.3921	29.43%
Sewer	244	CCF	\$559.21	\$0.00	\$559.21	2.2918	14.42%
Total Cost:			\$3,876.79	\$0.00	\$3,876.79		

For DR. L.A. NIXON ELEME



Filters: Cost Center Name Not Equal To DoNotReport; Billing Period Equal To 201107All Meter CodesAll Group Names

el Paso

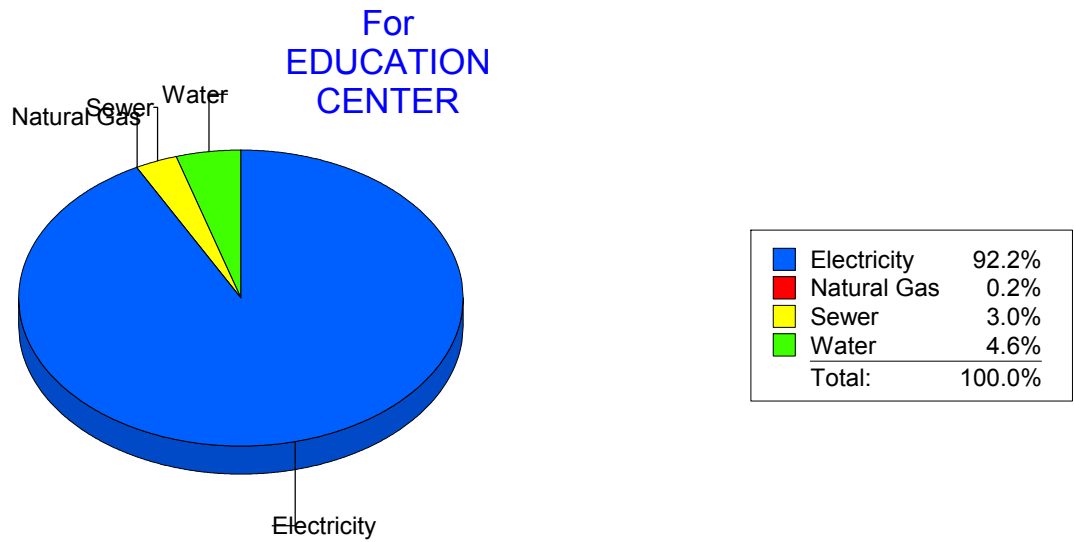
Energy CAP

Cost Avoidance Program

Cost Summary Graph

Grouped by Energy Type

Energy Type	Use	Units	Meter Cost	Special Charges	Total Cost	Avg Unit Cost	% of Total Cost
Site: EDUCATION CENTER - EDUCATION CENTER							
Electricity	340,239	KWH	\$36,784.10	\$0.00	\$36,784.10	0.1081	92.17%
Natural Gas	76	CCF	\$70.16	\$0.00	\$70.16	0.9232	0.18%
Water	766	CCF	\$1,844.06	\$0.00	\$1,844.06	2.4074	4.62%
Sewer	659	CCF	\$1,210.74	\$0.00	\$1,210.74	1.8372	3.03%
Total Cost:			\$39,909.06	\$0.00	\$39,909.06		



Filters: Cost Center Name Not Equal To DoNotReport; Billing Period Equal To 201107All Meter CodesAll Group Names

elpaso

Energy CAP

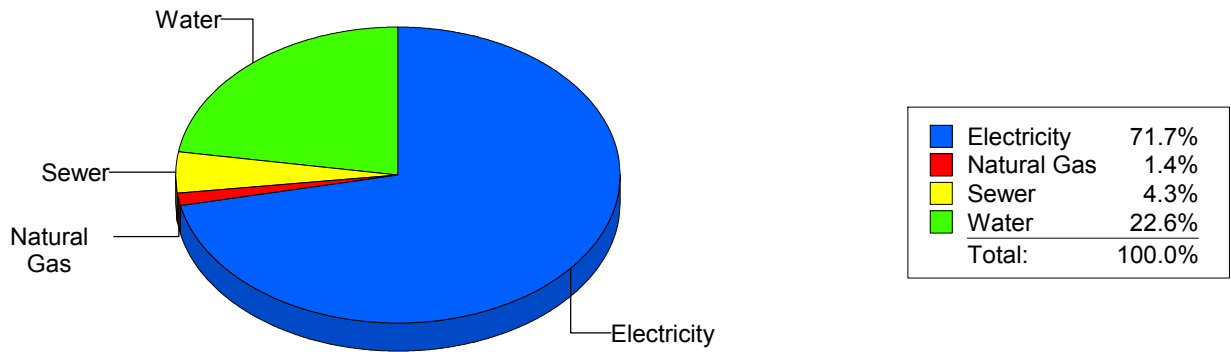
Cost Avoidance Program

Cost Summary Graph

Grouped by Energy Type

Energy Type	Use	Units	Meter Cost	Special Charges	Total Cost	Avg Unit Cost	% of Total Cost
Site: EL PASO HIGH SCHOOL - EL PASO HIGH SCHOOL							
Electricity	133,178	KWH	\$19,656.38	\$0.00	\$19,656.38	0.1476	71.71%
Natural Gas	346	CCF	\$373.83	\$0.00	\$373.83	1.0804	1.36%
Water	1,881	CCF	\$6,200.88	\$0.00	\$6,200.88	3.2966	22.62%
Sewer	604	CCF	\$1,178.88	\$0.00	\$1,178.88	1.9518	4.30%
Total Cost:			\$27,409.97	\$0.00	\$27,409.97		

For EL PASO HIGH SCHOOL



Filters: Cost Center Name Not Equal To DoNotReport; Billing Period Equal To 201107All Meter CodesAll Group Names

elpaso

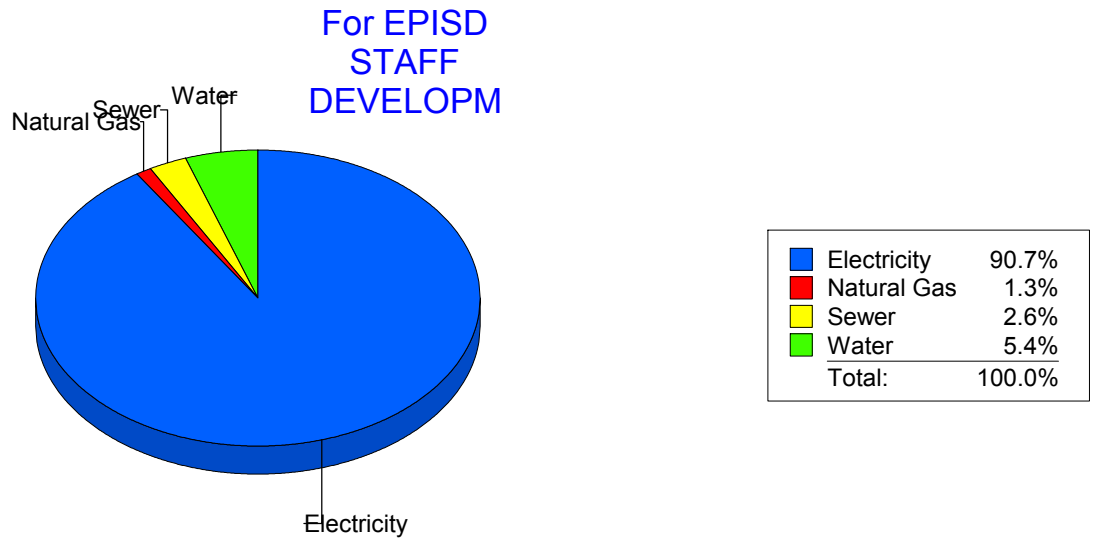
Energy CAP

Cost Avoidance Program

Cost Summary Graph

Grouped by Energy Type

Energy Type	Use	Units	Meter Cost	Special Charges	Total Cost	Avg Unit Cost	% of Total Cost
Site: EPISD STAFF DEVELOPM - EPISD STAFF DEVELOPM							
Electricity	22,680	KWH	\$2,927.22	\$0.00	\$2,927.22	0.1291	90.75%
Natural Gas	16	CCF	\$41.12	\$0.00	\$41.12	2.5700	1.27%
Water	58	CCF	\$173.59	\$0.00	\$173.59	2.9929	5.38%
Sewer	27	CCF	\$83.77	\$0.00	\$83.77	3.1026	2.60%
Total Cost:			\$3,225.70	\$0.00	\$3,225.70		



Filters: Cost Center Name Not Equal To DoNotReport; Billing Period Equal To 201107All Meter CodesAll Group Names

elpaso

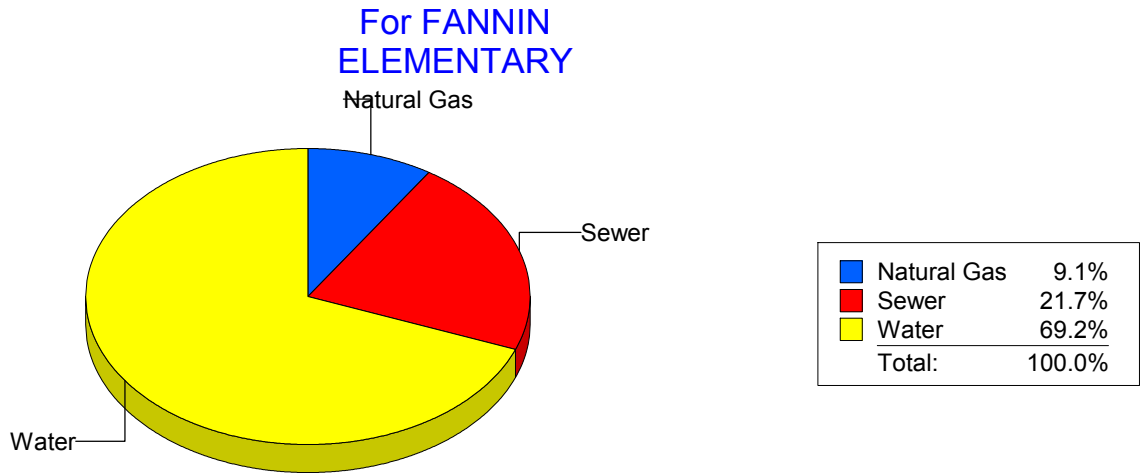
Energy CAP

Cost Avoidance Program

Cost Summary Graph

Grouped by Energy Type

Energy Type	Use	Units	Meter Cost	Special Charges	Total Cost	Avg Unit Cost	% of Total Cost
Site: FANNIN ELEMENTARY - FANNIN ELEMENTARY							
Natural Gas		72 CCF	\$172.15	\$0.00	\$172.15	2.3910	9.12%
Water		573 CCF	\$1,306.96	\$0.00	\$1,306.96	2.2809	69.21%
Sewer		165 CCF	\$409.40	\$0.00	\$409.40	2.4812	21.68%
Total Cost:			\$1,888.51	\$0.00	\$1,888.51		



Filters: Cost Center Name Not Equal To DoNotReport; Billing Period Equal To 201107All Meter CodesAll Group Names

el Paso

Energy CAP

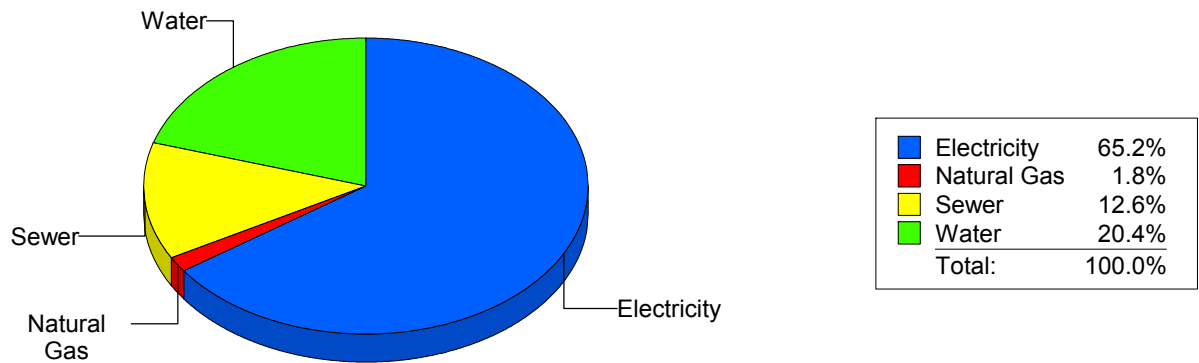
Cost Avoidance Program

Cost Summary Graph

Grouped by Energy Type

Energy Type	Use	Units	Meter Cost	Special Charges	Total Cost	Avg Unit Cost	% of Total Cost
Site: FINE ARTS/MULTIMEDIA - FINE ARTS/MULTIMEDIA							
Electricity	9,333	KWH	\$1,303.53	\$0.00	\$1,303.53	0.1397	65.15%
Natural Gas	7	CCF	\$36.77	\$0.00	\$36.77	5.2529	1.84%
Water	238	CCF	\$407.73	\$0.00	\$407.73	1.7132	20.38%
Sewer	150	CCF	\$252.74	\$0.00	\$252.74	1.6849	12.63%
Total Cost:			\$2,000.77	\$0.00	\$2,000.77		

For FINE ARTS/MULTIMEDIA



Filters: Cost Center Name Not Equal To DoNotReport; Billing Period Equal To 201107All Meter CodesAll Group Names

elpaso

Energy CAP

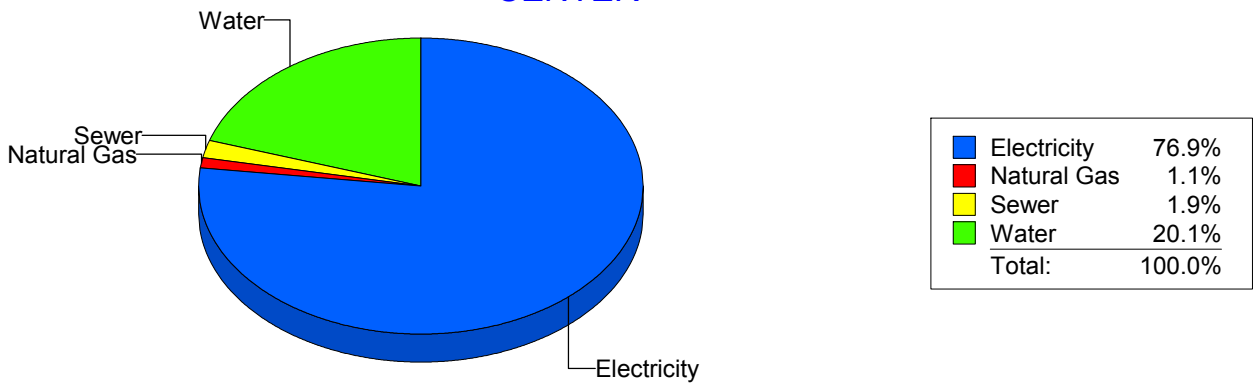
Cost Avoidance Program

Cost Summary Graph

Grouped by Energy Type

Energy Type	Use	Units	Meter Cost	Special Charges	Total Cost	Avg Unit Cost	% of Total Cost
Site: FRANKLIN9THGRADECENTER - FRANKLIN 9TH GRADE CENTER							
Electricity	136,000	KWH	\$13,689.39	\$0.00	\$13,689.39	0.1007	76.94%
Natural Gas	282	CCF	\$191.07	\$0.00	\$191.07	0.6776	1.07%
Water	2,896	CCF	\$3,571.75	\$0.00	\$3,571.75	1.2333	20.08%
Sewer	100	CCF	\$338.95	\$0.00	\$338.95	3.3895	1.91%
Total Cost:			\$17,791.16	\$0.00	\$17,791.16		

For FRANKLIN 9TH GRADE CENTER



Filters: Cost Center Name Not Equal To DoNotReport; Billing Period Equal To 201107All Meter CodesAll Group Names

elpaso

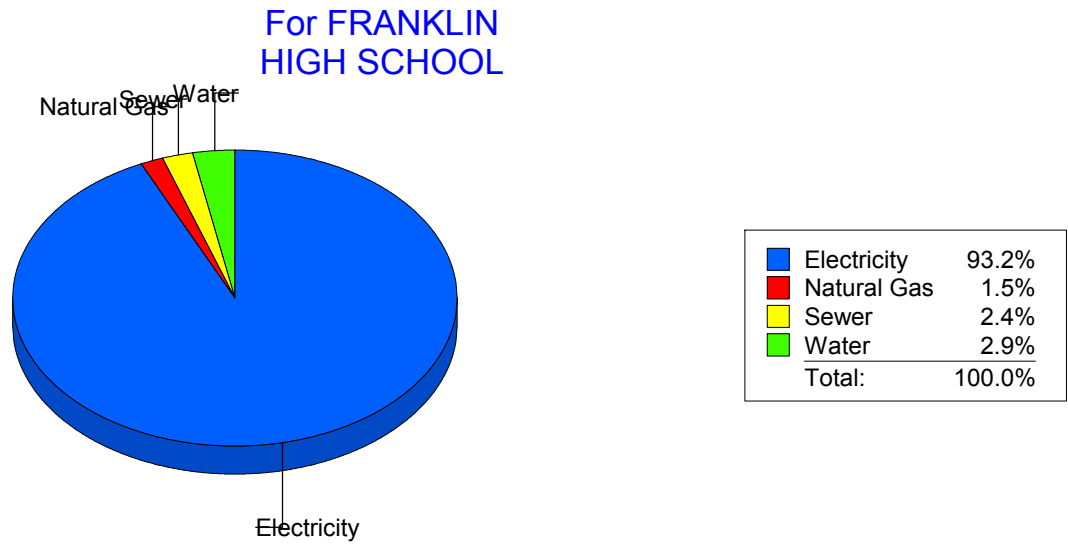
Energy CAP

Cost Avoidance Program

Cost Summary Graph

Grouped by Energy Type

Energy Type	Use	Units	Meter Cost	Special Charges	Total Cost	Avg Unit Cost	% of Total Cost
Site: FRANKLIN HIGH SCHOOL - FRANKLIN HIGH SCHOOL							
Electricity	211,741	KWH	\$23,846.43	\$0.00	\$23,846.43	0.1126	93.19%
Natural Gas	565	CCF	\$391.21	\$0.00	\$391.21	0.6924	1.53%
Water	359	CCF	\$750.39	\$0.00	\$750.39	2.0902	2.93%
Sewer	307	CCF	\$601.84	\$0.00	\$601.84	1.9604	2.35%
Total Cost:			\$25,589.87	\$0.00	\$25,589.87		



Filters: Cost Center Name Not Equal To DoNotReport; Billing Period Equal To 201107All Meter CodesAll Group Names

elpaso

Energy CAP

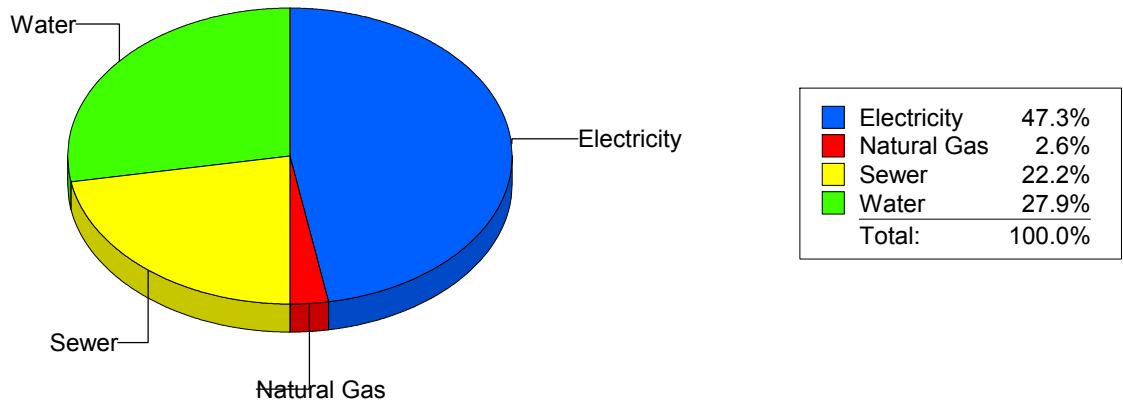
Cost Avoidance Program

Cost Summary Graph

Grouped by Energy Type

Energy Type	Use	Units	Meter Cost	Special Charges	Total Cost	Avg Unit Cost	% of Total Cost
Site: GREEN ELEMENTARY SCH - GREEN ELEMENTARY SCH							
Electricity	16,800	KWH	\$1,748.18	\$0.00	\$1,748.18	0.1041	47.33%
Natural Gas	58	CCF	\$94.83	\$0.00	\$94.83	1.6350	2.57%
Water	508	CCF	\$1,029.07	\$0.00	\$1,029.07	2.0257	27.86%
Sewer	431	CCF	\$821.56	\$0.00	\$821.56	1.9062	22.24%
Total Cost:			\$3,693.64	\$0.00	\$3,693.64		

For GREEN ELEMENTARY SCH



Filters: Cost Center Name Not Equal To DoNotReport; Billing Period Equal To 201107All Meter CodesAll Group Names

elpaso

Energy CAP

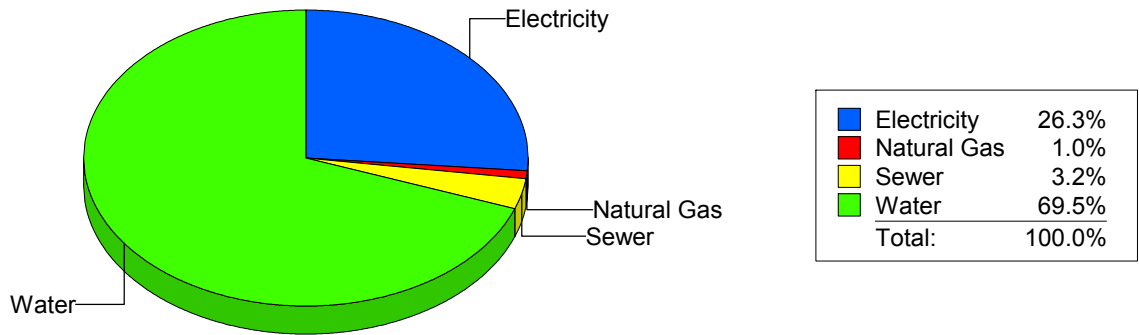
Cost Avoidance Program

Cost Summary Graph

Grouped by Energy Type

Energy Type	Use	Units	Meter Cost	Special Charges	Total Cost	Avg Unit Cost	% of Total Cost
Site: GUILLEN MIDDLE SCHOO - GUILLEN MIDDLE SCHOO							
Electricity	48,916	KWH	\$5,156.16	\$0.00	\$5,156.16	0.1054	26.34%
Natural Gas	228	CCF	\$192.02	\$0.00	\$192.02	0.8422	0.98%
Water	3,508	CCF	\$13,603.65	\$0.00	\$13,603.65	3.8779	69.51%
Sewer	331	CCF	\$620.22	\$0.00	\$620.22	1.8738	3.17%
Total Cost:			\$19,572.05	\$0.00	\$19,572.05		

For GUILLEN MIDDLE SCHOO



Filters: Cost Center Name Not Equal To DoNotReport; Billing Period Equal To 201107All Meter CodesAll Group Names

el Paso

Energy CAP

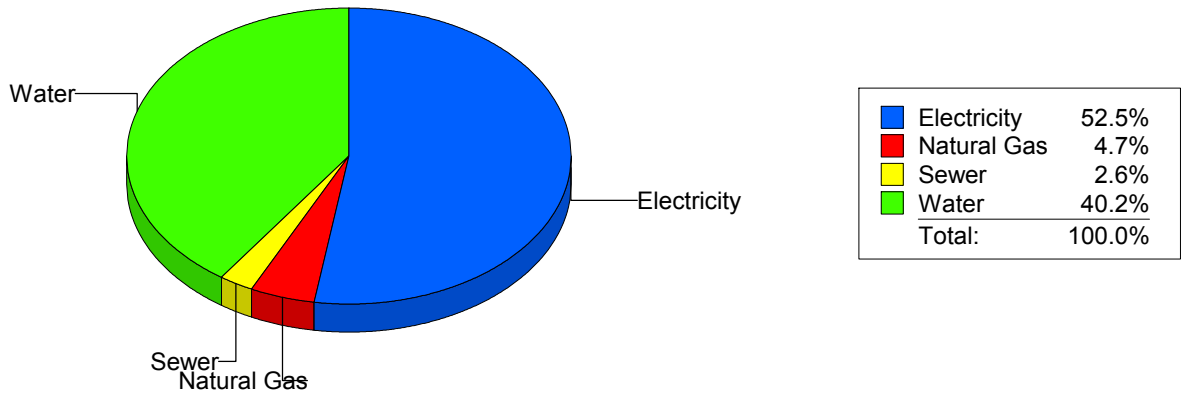
Cost Avoidance Program

Cost Summary Graph

Grouped by Energy Type

Energy Type	Use	Units	Meter Cost	Special Charges	Total Cost	Avg Unit Cost	% of Total Cost
Site: H.E. CHARLES MIDDLE - H.E. CHARLES MIDDLE							
Electricity	83,871	KWH	\$10,181.43	\$0.00	\$10,181.43	0.1214	52.52%
Natural Gas	1,449	CCF	\$905.86	\$0.00	\$905.86	0.6252	4.67%
Water	1,909	CCF	\$7,787.83	\$0.00	\$7,787.83	4.0795	40.17%
Sewer	235	CCF	\$510.40	\$0.00	\$510.40	2.1719	2.63%
Total Cost:			\$19,385.52	\$0.00	\$19,385.52		

For H.E.
CHARLES
MIDDLE



Filters: Cost Center Name Not Equal To DoNotReport; Billing Period Equal To 201107All Meter CodesAll Group Names

el Paso

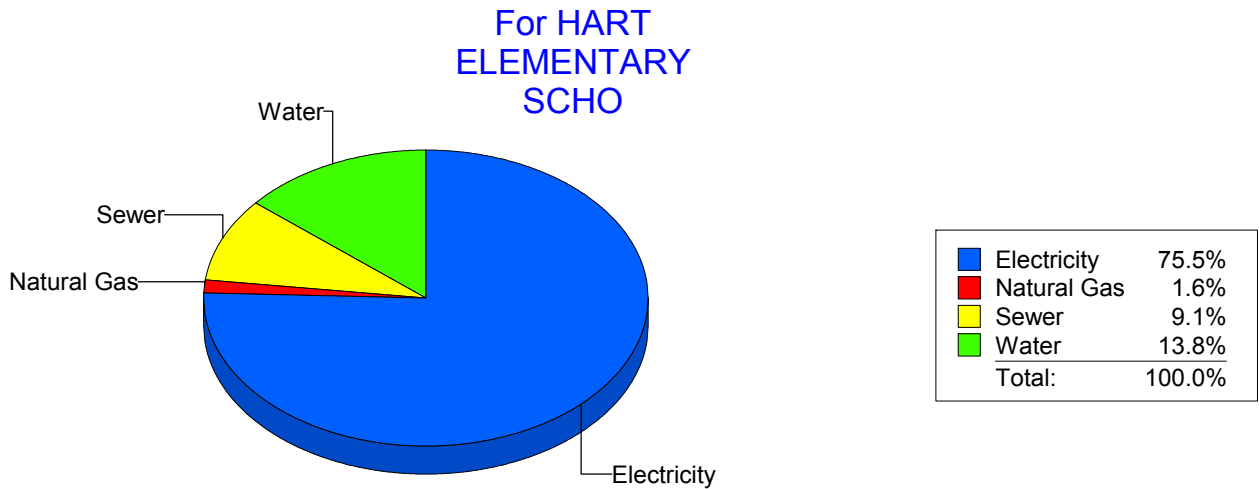
Energy CAP

Cost Avoidance Program

Cost Summary Graph

Grouped by Energy Type

Energy Type	Use	Units	Meter Cost	Special Charges	Total Cost	Avg Unit Cost	% of Total Cost
Site: HART ELEMENTARY SCHO - HART ELEMENTARY SCHO							
Electricity	16,764	KWH	\$2,562.34	\$0.00	\$2,562.34	0.1528	75.48%
Natural Gas	42	CCF	\$53.71	\$0.00	\$53.71	1.2788	1.58%
Water	220	CCF	\$468.54	\$0.00	\$468.54	2.1297	13.80%
Sewer	128	CCF	\$310.28	\$0.00	\$310.28	2.4241	9.14%
Total Cost:			\$3,394.87	\$0.00	\$3,394.87		



Filters: Cost Center Name Not Equal To DoNotReport; Billing Period Equal To 201107All Meter CodesAll Group Names

elpaso

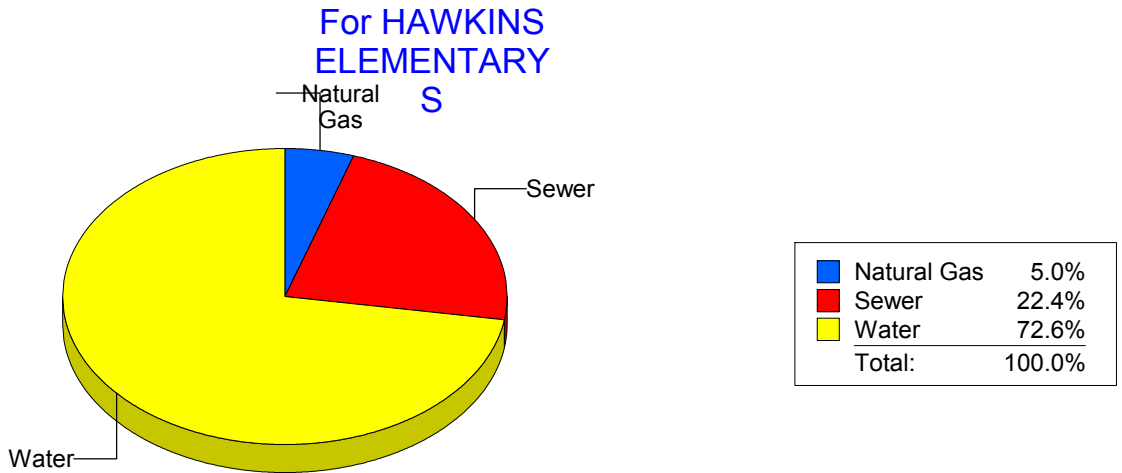
Energy CAP

Cost Avoidance Program

Cost Summary Graph

Grouped by Energy Type

Energy Type	Use	Units	Meter Cost	Special Charges	Total Cost	Avg Unit Cost	% of Total Cost
Site: HAWKINS ELEMENTARY S - HAWKINS ELEMENTARY S							
Natural Gas		30 CCF	\$47.90	\$0.00	\$47.90	1.5967	5.02%
Water		203 CCF	\$691.98	\$0.00	\$691.98	3.4088	72.59%
Sewer		70 CCF	\$213.38	\$0.00	\$213.38	3.0483	22.38%
Total Cost:			\$953.26	\$0.00	\$953.26		



Filters: Cost Center Name Not Equal To DoNotReport; Billing Period Equal To 201107All Meter CodesAll Group Names

elpaso

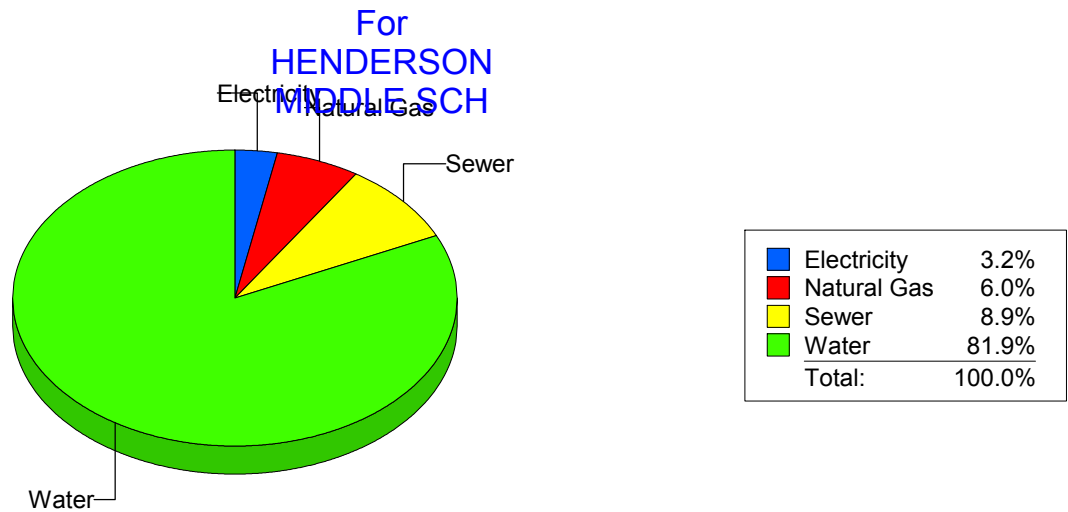
Energy CAP

Cost Avoidance Program

Cost Summary Graph

Grouped by Energy Type

Energy Type	Use	Units	Meter Cost	Special Charges	Total Cost	Avg Unit Cost	% of Total Cost
Site: HENDERSON MIDDLE SCH - HENDERSON MIDDLE SCH							
Electricity	727	KWH	\$113.91	\$0.00	\$113.91	0.1567	3.17%
Natural Gas	325	CCF	\$216.89	\$0.00	\$216.89	0.6674	6.04%
Water	1,376	CCF	\$2,941.12	\$0.00	\$2,941.12	2.1374	81.85%
Sewer	204	CCF	\$321.32	\$0.00	\$321.32	1.5751	8.94%
Total Cost:			\$3,593.24	\$0.00	\$3,593.24		



Filters: Cost Center Name Not Equal To DoNotReport; Billing Period Equal To 201107All Meter CodesAll Group Names

elpaso

Energy CAP

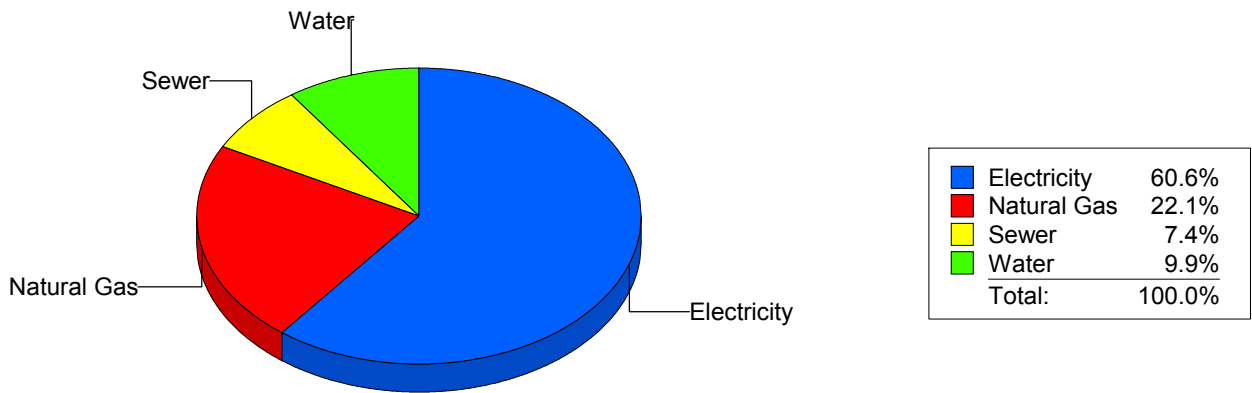
Cost Avoidance Program

Cost Summary Graph

Grouped by Energy Type

Energy Type	Use	Units	Meter Cost	Special Charges	Total Cost	Avg Unit Cost	% of Total Cost
Site: HERCULES COTTAGES - HERCULES COTTAGES							
Electricity	1,355	KWH	\$464.75	\$0.00	\$464.75	0.3430	60.62%
Natural Gas	5	CCF	\$169.32	\$0.00	\$169.32	33.8640	22.09%
Water	30	CCF	\$75.60	\$0.00	\$75.60	2.5200	9.86%
Sewer	21	CCF	\$57.00	\$0.00	\$57.00	2.7143	7.43%
Total Cost:			\$766.67	\$0.00	\$766.67		

For HERCULES COTTAGES



Filters: Cost Center Name Not Equal To DoNotReport; Billing Period Equal To 201107All Meter CodesAll Group Names

elpaso

Energy CAP

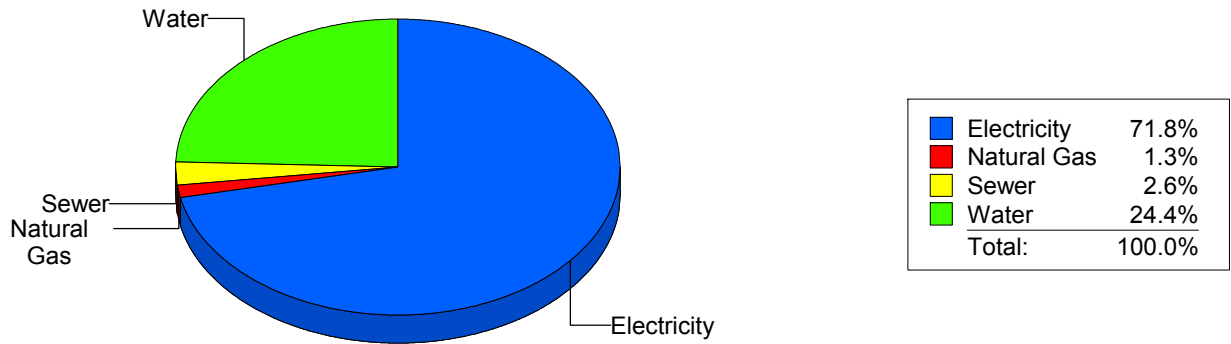
Cost Avoidance Program

Cost Summary Graph

Grouped by Energy Type

Energy Type	Use	Units	Meter Cost	Special Charges	Total Cost	Avg Unit Cost	% of Total Cost
Site: HERRERA - HERRERA ELEMENTARY							
Electricity	39,200	KWH	\$8,728.78	\$0.00	\$8,728.78	0.2227	71.76%
Natural Gas	220	CCF	\$153.85	\$0.00	\$153.85	0.6993	1.26%
Water	811	CCF	\$2,962.12	\$0.00	\$2,962.12	3.6524	24.35%
Sewer	84	CCF	\$318.63	\$0.00	\$318.63	3.7932	2.62%
Total Cost:			\$12,163.38	\$0.00	\$12,163.38		

For HERRERA ELEMENTARY



Filters: Cost Center Name Not Equal To DoNotReport; Billing Period Equal To 201107All Meter CodesAll Group Names

elpaso

Energy CAP

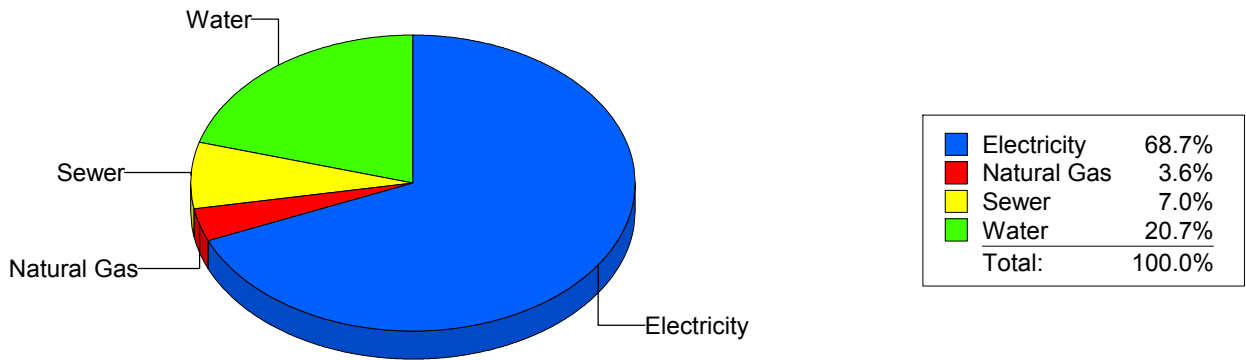
Cost Avoidance Program

Cost Summary Graph

Grouped by Energy Type

Energy Type	Use	Units	Meter Cost	Special Charges	Total Cost	Avg Unit Cost	% of Total Cost
Site: HILLSIDE ELEMENTARY - HILLSIDE ELEMENTARY							
Electricity	18,681	KWH	\$3,320.55	\$0.00	\$3,320.55	0.1778	68.71%
Natural Gas	85	CCF	\$174.72	\$0.00	\$174.72	2.0555	3.62%
Water	332	CCF	\$999.46	\$0.00	\$999.46	3.0104	20.68%
Sewer	109	CCF	\$338.28	\$0.00	\$338.28	3.1035	7.00%
Total Cost:			\$4,833.01	\$0.00	\$4,833.01		

For HILLSIDE ELEMENTARY



Filters: Cost Center Name Not Equal To DoNotReport; Billing Period Equal To 201107All Meter CodesAll Group Names

elpaso

Energy CAP

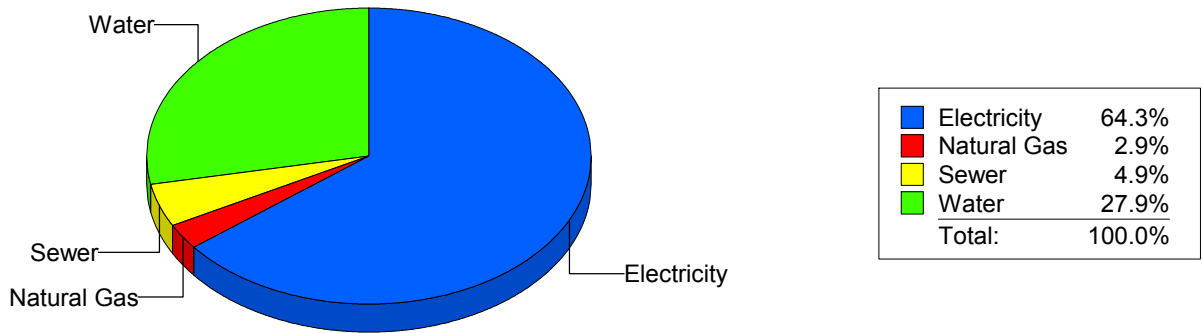
Cost Avoidance Program

Cost Summary Graph

Grouped by Energy Type

Energy Type	Use	Units	Meter Cost	Special Charges	Total Cost	Avg Unit Cost	% of Total Cost
Site: HOUSTON INTERMEDIATE - HOUSTON INTERMEDIATE							
Electricity	25,470	KWH	\$3,144.84	\$0.00	\$3,144.84	0.1235	64.34%
Natural Gas	81	CCF	\$139.35	\$0.00	\$139.35	1.7204	2.85%
Water	273	CCF	\$1,365.73	\$0.00	\$1,365.73	5.0027	27.94%
Sewer	22	CCF	\$237.90	\$0.00	\$237.90	10.8136	4.87%
Total Cost:			\$4,887.82	\$0.00	\$4,887.82		

For HOUSTON INTERMEDIATE



Filters: Cost Center Name Not Equal To DoNotReport; Billing Period Equal To 201107All Meter CodesAll Group Names

elpaso

Energy CAP

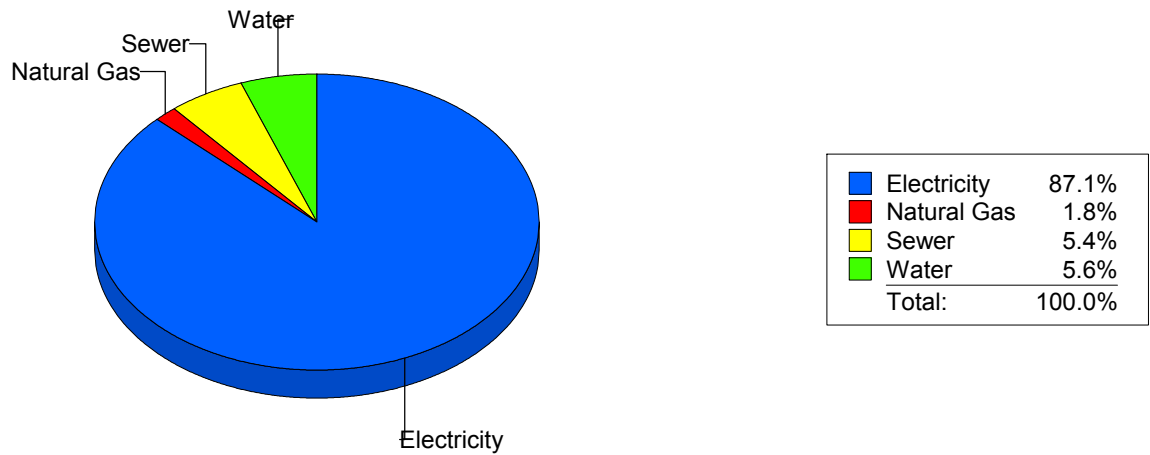
Cost Avoidance Program

Cost Summary Graph

Grouped by Energy Type

Energy Type	Use	Units	Meter Cost	Special Charges	Total Cost	Avg Unit Cost	% of Total Cost
Site: MOYE - HR MOYE							
Electricity	39,360	KWH	\$5,526.89	\$0.00	\$5,526.89	0.1404	87.12%
Natural Gas	158	CCF	\$116.62	\$0.00	\$116.62	0.7381	1.84%
Water	55	CCF	\$357.69	\$0.00	\$357.69	6.5035	5.64%
Sewer	103	CCF	\$342.76	\$0.00	\$342.76	3.3278	5.40%
Total Cost:			\$6,343.96	\$0.00	\$6,343.96		

For HR MOYE



Filters: Cost Center Name Not Equal To DoNotReport; Billing Period Equal To 201107All Meter CodesAll Group Names

el paso

Energy CAP

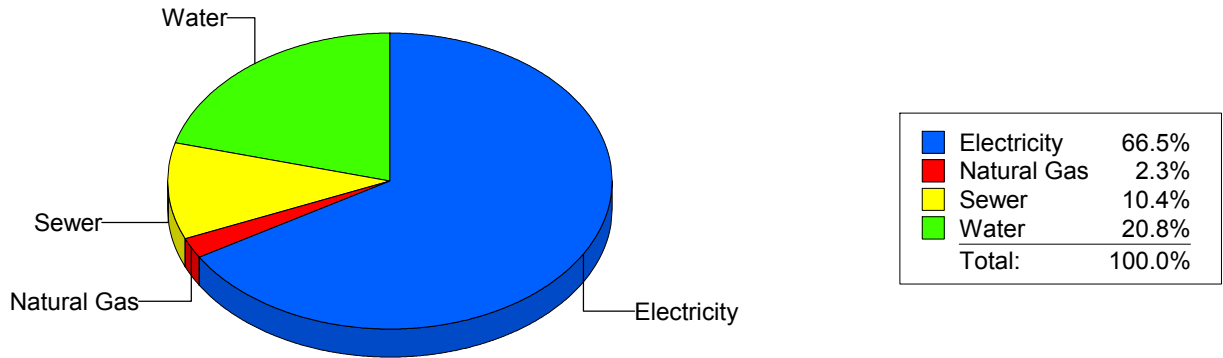
Cost Avoidance Program

Cost Summary Graph

Grouped by Energy Type

Energy Type	Use	Units	Meter Cost	Special Charges	Total Cost	Avg Unit Cost	% of Total Cost
Site: HUGHEY ELEMENTARY SC - HUGHEY ELEMENTARY SC							
Electricity	9,341	KWH	\$2,331.36	\$0.00	\$2,331.36	0.2496	66.47%
Natural Gas	26	CCF	\$79.34	\$0.00	\$79.34	3.0515	2.26%
Water	359	CCF	\$730.65	\$0.00	\$730.65	2.0352	20.83%
Sewer	190	CCF	\$365.78	\$0.00	\$365.78	1.9252	10.43%
Total Cost:			\$3,507.13	\$0.00	\$3,507.13		

For HUGHEY ELEMENTARY SC



Filters: Cost Center Name Not Equal To DoNotReport; Billing Period Equal To 201107All Meter CodesAll Group Names

elpaso

Energy CAP

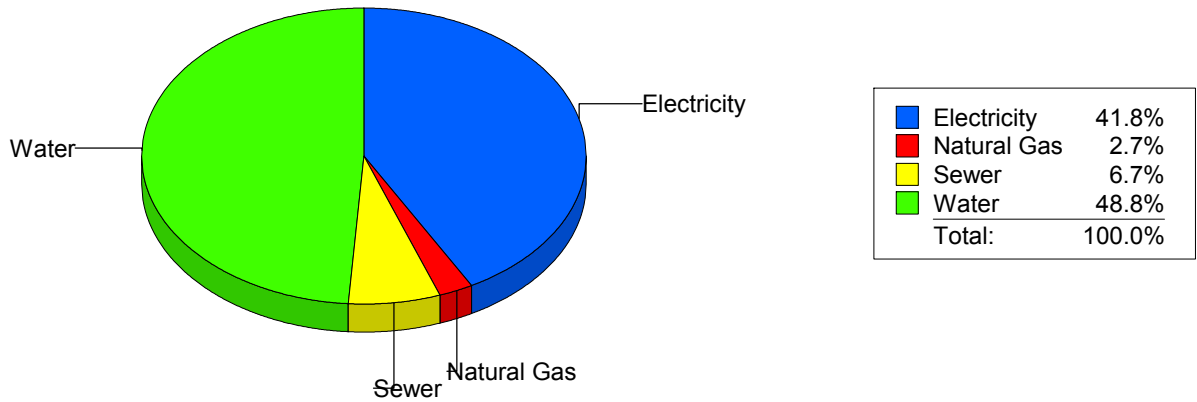
Cost Avoidance Program

Cost Summary Graph

Grouped by Energy Type

Energy Type	Use	Units	Meter Cost	Special Charges	Total Cost	Avg Unit Cost	% of Total Cost
Site: IRVIN HIGH SCHOOL - IRVIN HIGH SCHOOL							
Electricity	57,434	KWH	\$7,037.62	\$0.00	\$7,037.62	0.1225	41.82%
Natural Gas	662	CCF	\$449.33	\$0.00	\$449.33	0.6787	2.67%
Water	2,843	CCF	\$8,207.09	\$0.00	\$8,207.09	2.8868	48.77%
Sewer	786	CCF	\$1,135.83	\$0.00	\$1,135.83	1.4451	6.75%
Total Cost:			\$16,829.87	\$0.00	\$16,829.87		

For IRVIN HIGH SCHOOL



Filters: Cost Center Name Not Equal To DoNotReport; Billing Period Equal To 201107All Meter CodesAll Group Names

elpaso

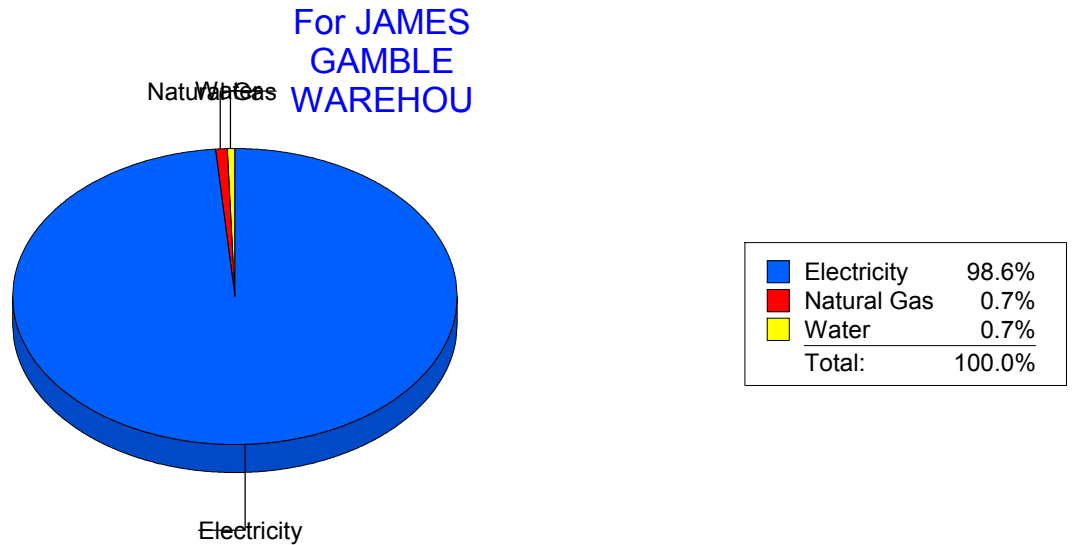
Energy CAP

Cost Avoidance Program

Cost Summary Graph

Grouped by Energy Type

Energy Type	Use	Units	Meter Cost	Special Charges	Total Cost	Avg Unit Cost	% of Total Cost
Site: JAMES GAMBLE WAREHOU - JAMES GAMBLE WAREHOU							
Electricity	38,000	KWH	\$5,184.12	\$0.00	\$5,184.12	0.1364	98.57%
Natural Gas	11	CCF	\$38.67	\$0.00	\$38.67	3.5155	0.74%
Water	0	CCF	\$36.36	\$0.00	\$36.36	0.0000	0.69%
Total Cost:			\$5,259.15	\$0.00	\$5,259.15		



Filters: Cost Center Name Not Equal To DoNotReport; Billing Period Equal To 201107All Meter CodesAll Group Names

elpaso

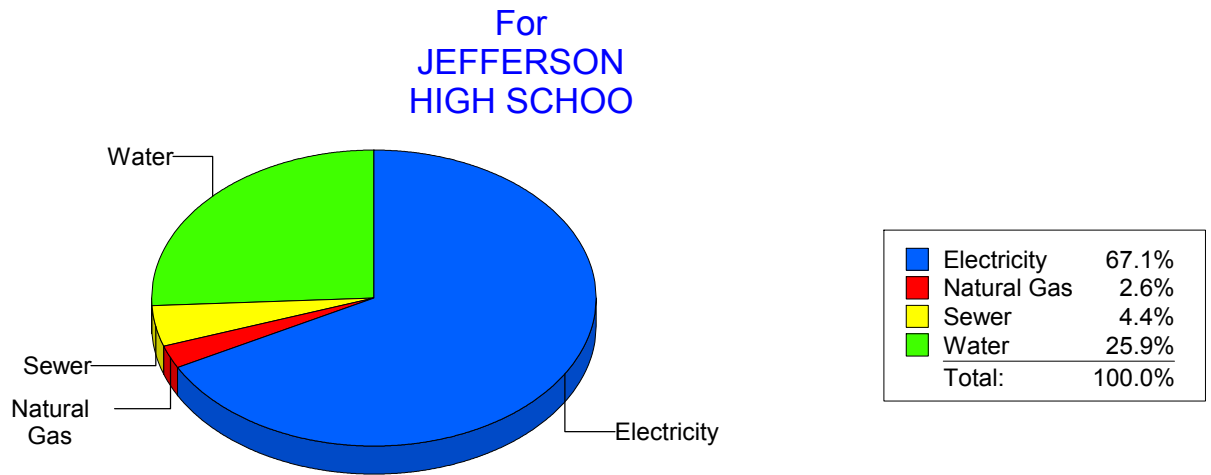
Energy CAP

Cost Avoidance Program

Cost Summary Graph

Grouped by Energy Type

Energy Type	Use	Units	Meter Cost	Special Charges	Total Cost	Avg Unit Cost	% of Total Cost
Site: JEFFERSON HIGH SCHOO - JEFFERSON HIGH SCHOO							
Electricity	90,454	KWH	\$12,358.14	\$0.00	\$12,358.14	0.1366	67.14%
Natural Gas	409	CCF	\$479.22	\$0.00	\$479.22	1.1717	2.60%
Water	1,740	CCF	\$4,763.62	\$0.00	\$4,763.62	2.7377	25.88%
Sewer	364	CCF	\$806.83	\$0.00	\$806.83	2.2166	4.38%
Total Cost:			\$18,407.81	\$0.00	\$18,407.81		



Filters: Cost Center Name Not Equal To DoNotReport; Billing Period Equal To 201107All Meter CodesAll Group Names

elpaso

Energy CAP

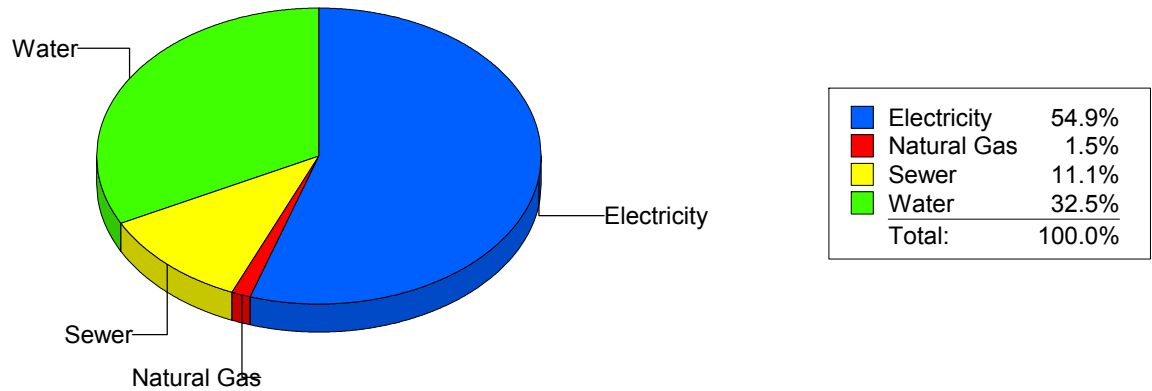
Cost Avoidance Program

Cost Summary Graph

Grouped by Energy Type

Energy Type	Use	Units	Meter Cost	Special Charges	Total Cost	Avg Unit Cost	% of Total Cost
Site: KOHLBERG ELEMENTARY - KOHLBERG ELEMENTARY							
Electricity	17,320	KWH	\$2,679.49	\$0.00	\$2,679.49	0.1547	54.90%
Natural Gas	13	CCF	\$73.06	\$0.00	\$73.06	5.6200	1.50%
Water	673	CCF	\$1,584.43	\$0.00	\$1,584.43	2.3543	32.46%
Sewer	281	CCF	\$543.96	\$0.00	\$543.96	1.9358	11.14%
Total Cost:			\$4,880.94	\$0.00	\$4,880.94		

For
KOHLBERG
ELEMENTARY



Filters: Cost Center Name Not Equal To DoNotReport; Billing Period Equal To 201107All Meter CodesAll Group Names

el Paso

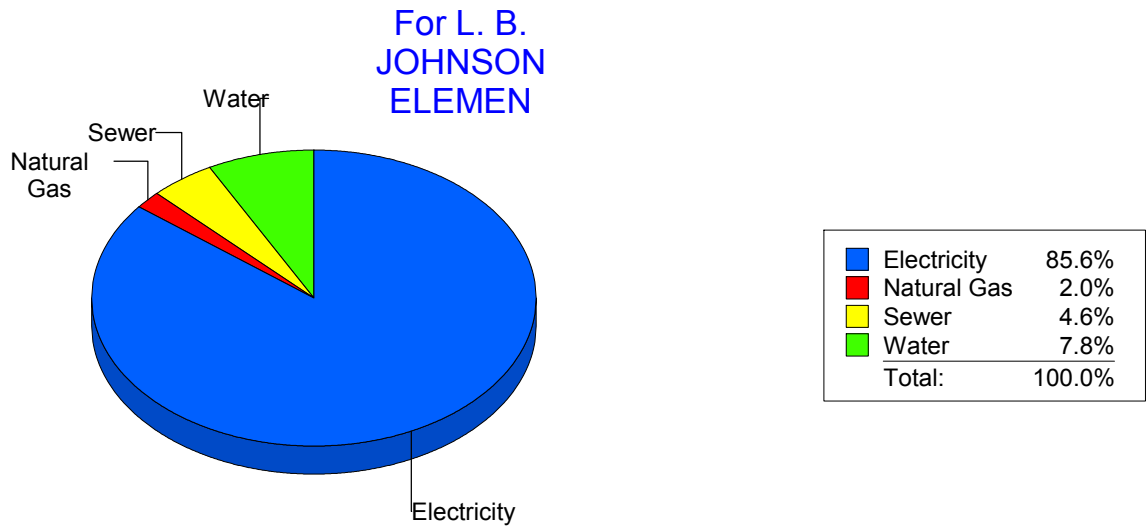
Energy CAP

Cost Avoidance Program

Cost Summary Graph

Grouped by Energy Type

Energy Type	Use	Units	Meter Cost	Special Charges	Total Cost	Avg Unit Cost	% of Total Cost
Site: L. B. JOHNSON ELEMEN - L. B. JOHNSON ELEMEN							
Electricity	33,600	KWH	\$5,760.15	\$0.00	\$5,760.15	0.1714	85.57%
Natural Gas	65	CCF	\$131.61	\$0.00	\$131.61	2.0248	1.96%
Water	325	CCF	\$527.80	\$0.00	\$527.80	1.6240	7.84%
Sewer	137	CCF	\$311.60	\$0.00	\$311.60	2.2745	4.63%
Total Cost:			\$6,731.16	\$0.00	\$6,731.16		



Filters: Cost Center Name Not Equal To DoNotReport; Billing Period Equal To 201107All Meter CodesAll Group Names

el paso

Energy CAP

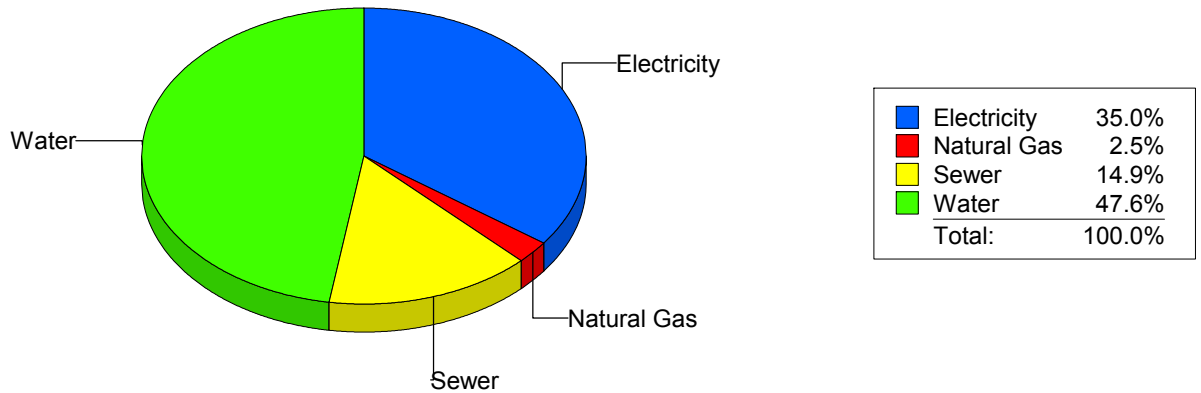
Cost Avoidance Program

Cost Summary Graph

Grouped by Energy Type

Energy Type	Use	Units	Meter Cost	Special Charges	Total Cost	Avg Unit Cost	% of Total Cost
Site: LAMAR ELEMENTARY SCH - LAMAR ELEMENTARY SCH							
Electricity	11,700	KWH	\$1,479.34	\$0.00	\$1,479.34	0.1264	35.03%
Natural Gas	10	CCF	\$104.98	\$0.00	\$104.98	10.4980	2.49%
Water	565	CCF	\$2,010.15	\$0.00	\$2,010.15	3.5578	47.60%
Sewer	229	CCF	\$628.29	\$0.00	\$628.29	2.7436	14.88%
Total Cost:			\$4,222.76	\$0.00	\$4,222.76		

For LAMAR ELEMENTARY SCH



Filters: Cost Center Name Not Equal To DoNotReport; Billing Period Equal To 201107All Meter CodesAll Group Names

elpaso

Energy CAP

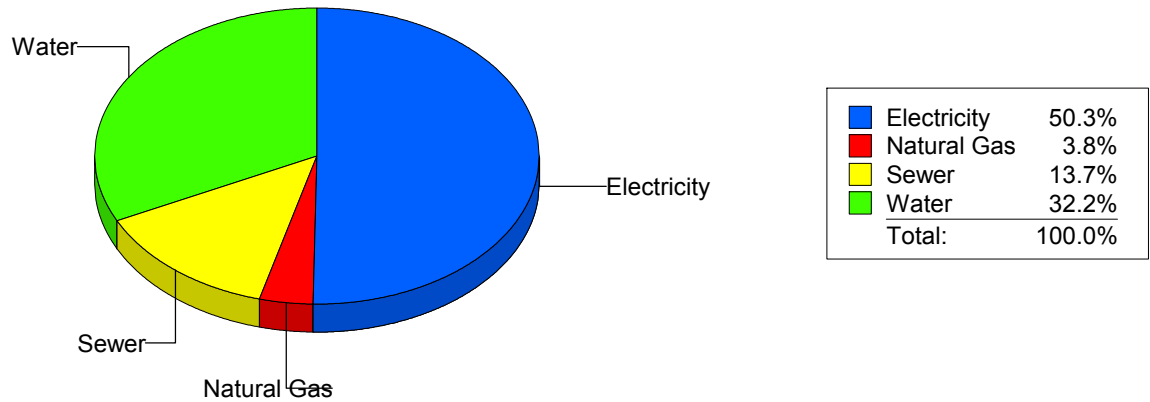
Cost Avoidance Program

Cost Summary Graph

Grouped by Energy Type

Energy Type	Use	Units	Meter Cost	Special Charges	Total Cost	Avg Unit Cost	% of Total Cost
Site: LEE ELEMENTARY - LEE ELEMENTARY							
Electricity	12,433	KWH	\$1,835.43	\$0.00	\$1,835.43	0.1476	50.32%
Natural Gas	109	CCF	\$139.24	\$0.00	\$139.24	1.2774	3.82%
Water	397	CCF	\$1,172.72	\$0.00	\$1,172.72	2.9540	32.15%
Sewer	172	CCF	\$500.09	\$0.00	\$500.09	2.9075	13.71%
Total Cost:			\$3,647.48	\$0.00	\$3,647.48		

For LEE ELEMENTARY



Filters: Cost Center Name Not Equal To DoNotReport; Billing Period Equal To 201107All Meter CodesAll Group Names

elpaso

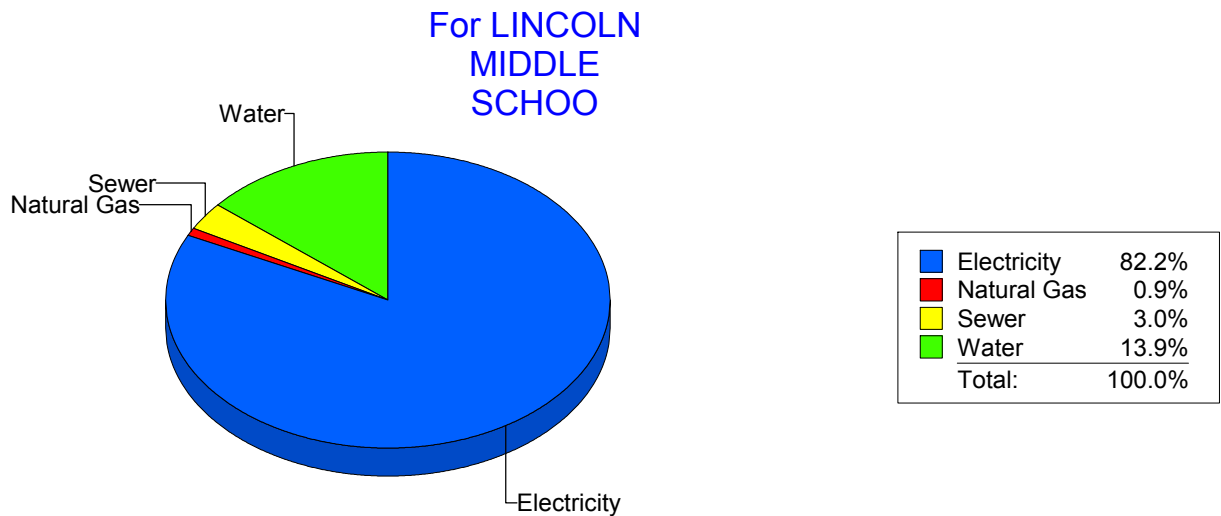
Energy CAP

Cost Avoidance Program

Cost Summary Graph

Grouped by Energy Type

Energy Type	Use	Units	Meter Cost	Special Charges	Total Cost	Avg Unit Cost	% of Total Cost
Site: LINCOLN MIDDLE SCHOOL - LINCOLN MIDDLE SCHOOL							
Electricity	93,500	KWH	\$13,901.01	\$0.00	\$13,901.01	0.1487	82.23%
Natural Gas	213	CCF	\$149.64	\$0.00	\$149.64	0.7025	0.89%
Water	892	CCF	\$2,348.92	\$0.00	\$2,348.92	2.6333	13.90%
Sewer	289	CCF	\$504.64	\$0.00	\$504.64	1.7462	2.99%
Total Cost:			\$16,904.21	\$0.00	\$16,904.21		



Filters: Cost Center Name Not Equal To DoNotReport; Billing Period Equal To 201107All Meter CodesAll Group Names

el paso

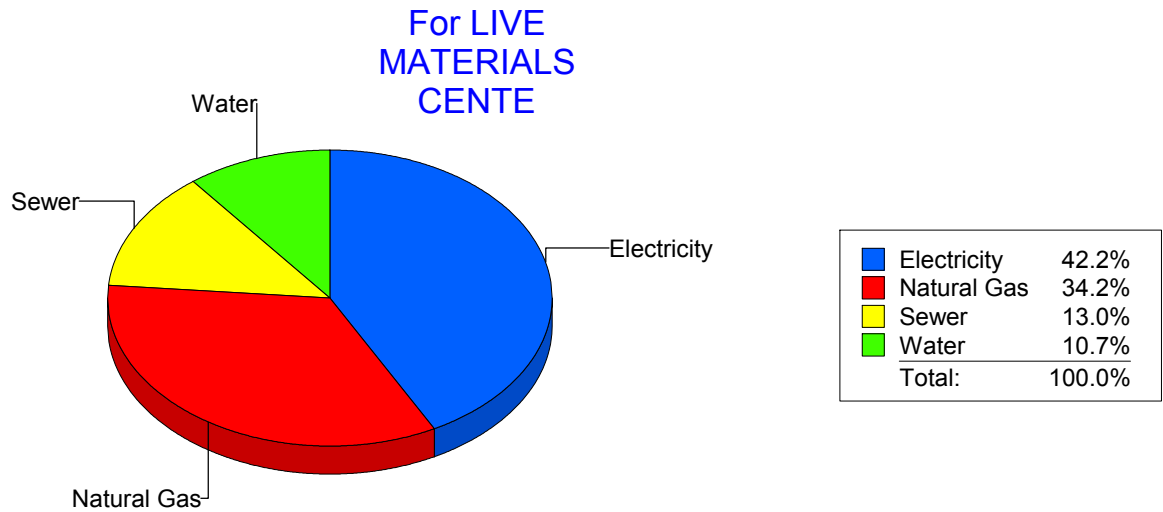
Energy CAP

Cost Avoidance Program

Cost Summary Graph

Grouped by Energy Type

Energy Type	Use	Units	Meter Cost	Special Charges	Total Cost	Avg Unit Cost	% of Total Cost
Site: LIVE MATERIALS CENTE - LIVE MATERIALS CENTE							
Electricity		468 KWH	\$90.17	\$0.00	\$90.17	0.1927	42.15%
Natural Gas		13 CCF	\$73.06	\$0.00	\$73.06	5.6200	34.15%
Water		1 CCF	\$22.85	\$0.00	\$22.85	22.8500	10.68%
Sewer		6 CCF	\$27.84	\$0.00	\$27.84	4.6400	13.01%
Total Cost:			\$213.92	\$0.00	\$213.92		



Filters: Cost Center Name Not Equal To DoNotReport; Billing Period Equal To 201107All Meter CodesAll Group Names

el paso

Energy CAP

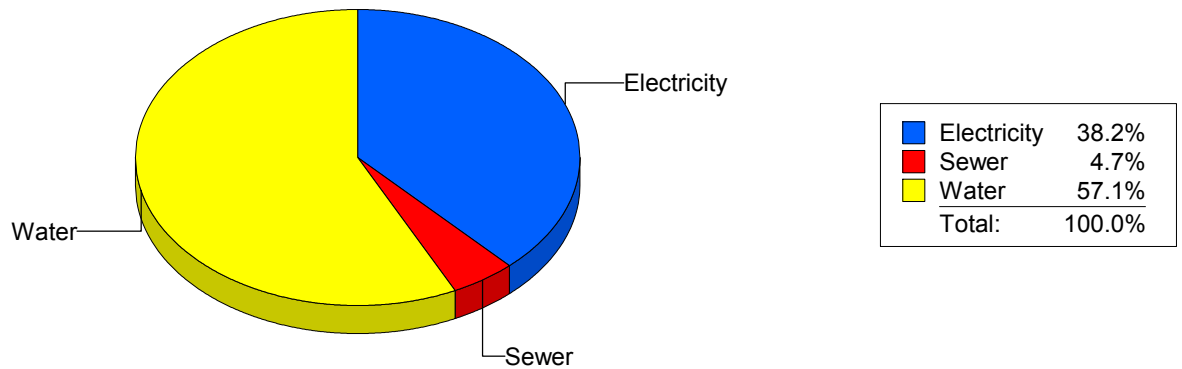
Cost Avoidance Program

Cost Summary Graph

Grouped by Energy Type

Energy Type	Use	Units	Meter Cost	Special Charges	Total Cost	Avg Unit Cost	% of Total Cost
Site: LOGAN ELEMENTARY - LOGAN ELEMENTARY							
Electricity	11,600	KWH	\$1,845.37	\$0.00	\$1,845.37	0.1591	38.19%
Water	749	CCF	\$2,759.86	\$0.00	\$2,759.86	3.6847	57.11%
Sewer	130	CCF	\$227.34	\$0.00	\$227.34	1.7488	4.70%
Total Cost:			\$4,832.57	\$0.00	\$4,832.57		

For LOGAN ELEMENTARY



Filters: Cost Center Name Not Equal To DoNotReport; Billing Period Equal To 201107All Meter CodesAll Group Names

elpaso

Energy CAP

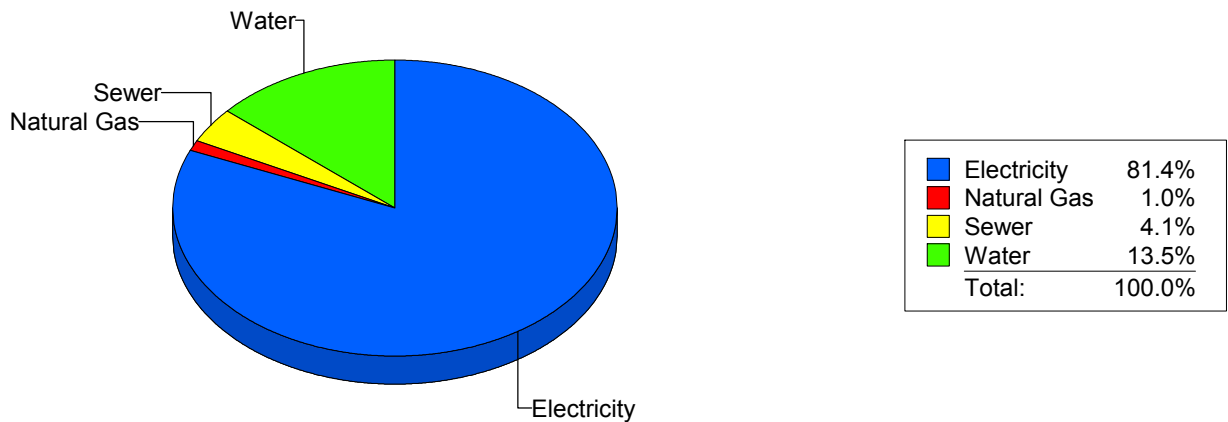
Cost Avoidance Program

Cost Summary Graph

Grouped by Energy Type

Energy Type	Use	Units	Meter Cost	Special Charges	Total Cost	Avg Unit Cost	% of Total Cost
Site: LUNDY - LUNDY							
Electricity	32,800	KWH	\$6,412.19	\$0.00	\$6,412.19	0.1955	81.38%
Natural Gas	30	CCF	\$81.28	\$0.00	\$81.28	2.7093	1.03%
Water	251	CCF	\$1,062.02	\$0.00	\$1,062.02	4.2312	13.48%
Sewer	88	CCF	\$323.71	\$0.00	\$323.71	3.6785	4.11%
Total Cost:			\$7,879.20	\$0.00	\$7,879.20		

For LUNDY



Filters: Cost Center Name Not Equal To DoNotReport; Billing Period Equal To 201107All Meter CodesAll Group Names

el Paso

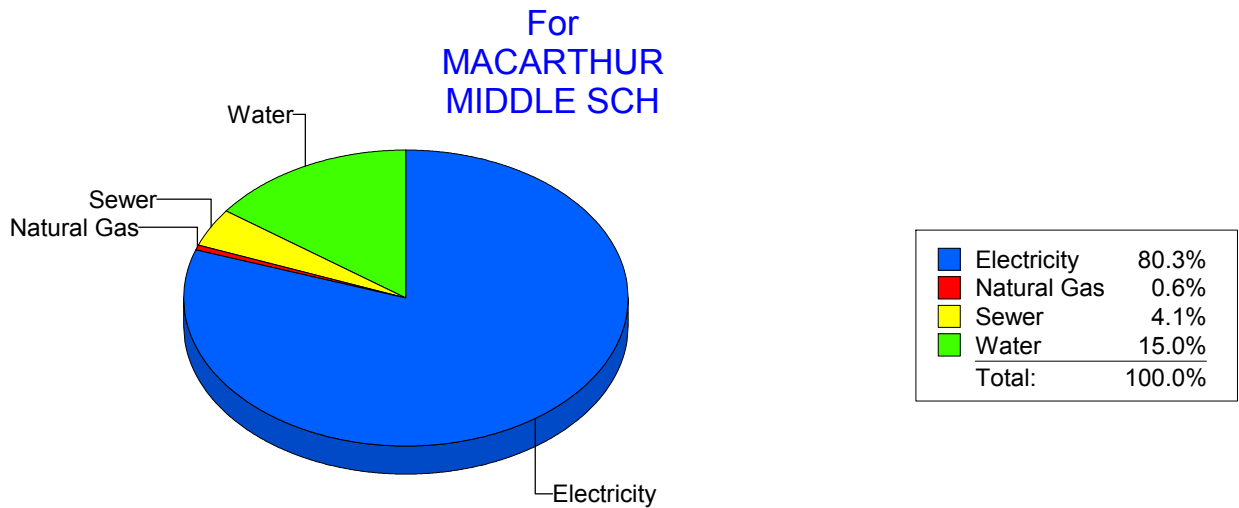
Energy CAP

Cost Avoidance Program

Cost Summary Graph

Grouped by Energy Type

Energy Type	Use	Units	Meter Cost	Special Charges	Total Cost	Avg Unit Cost	% of Total Cost
Site: MACARTHUR MIDDLE SCH - MACARTHUR MIDDLE SCH							
Electricity	41,320	KWH	\$5,629.55	\$0.00	\$5,629.55	0.1362	80.27%
Natural Gas	24	CCF	\$45.00	\$0.00	\$45.00	1.8750	0.64%
Water	368	CCF	\$1,049.02	\$0.00	\$1,049.02	2.8506	14.96%
Sewer	120	CCF	\$290.01	\$0.00	\$290.01	2.4168	4.13%
Total Cost:			\$7,013.58	\$0.00	\$7,013.58		



Filters: Cost Center Name Not Equal To DoNotReport; Billing Period Equal To 201107All Meter CodesAll Group Names

elpaso

Energy CAP

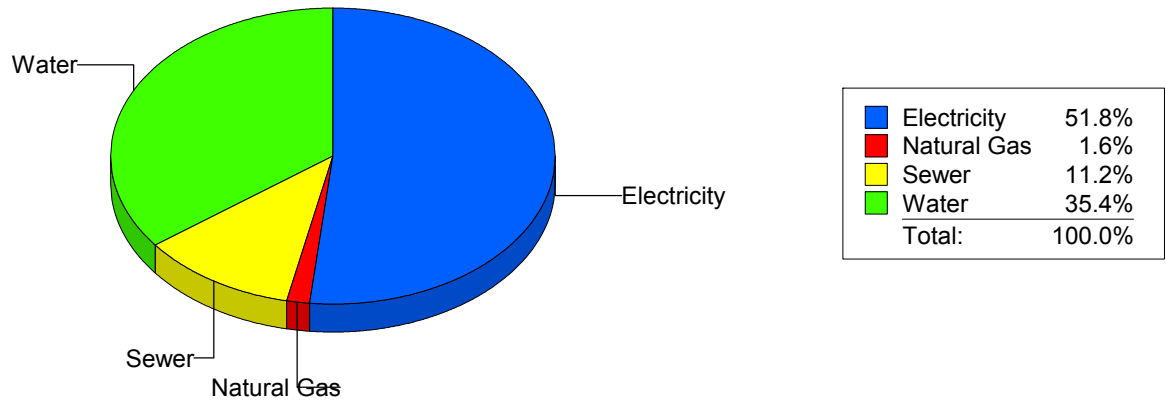
Cost Avoidance Program

Cost Summary Graph

Grouped by Energy Type

Energy Type	Use	Units	Meter Cost	Special Charges	Total Cost	Avg Unit Cost	% of Total Cost
Site: MAGOFFIN MIDDLE SCHO - MAGOFFIN MIDDLE SCHO							
Electricity	8,370	KWH	\$1,352.26	\$0.00	\$1,352.26	0.1616	51.78%
Natural Gas	19	CCF	\$42.63	\$0.00	\$42.63	2.2437	1.63%
Water	279	CCF	\$924.66	\$0.00	\$924.66	3.3142	35.41%
Sewer	63	CCF	\$291.96	\$0.00	\$291.96	4.6343	11.18%
Total Cost:			\$2,611.51	\$0.00	\$2,611.51		

For MAGOFFIN MIDDLE SCHO



Filters: Cost Center Name Not Equal To DoNotReport; Billing Period Equal To 201107All Meter CodesAll Group Names

elpaso

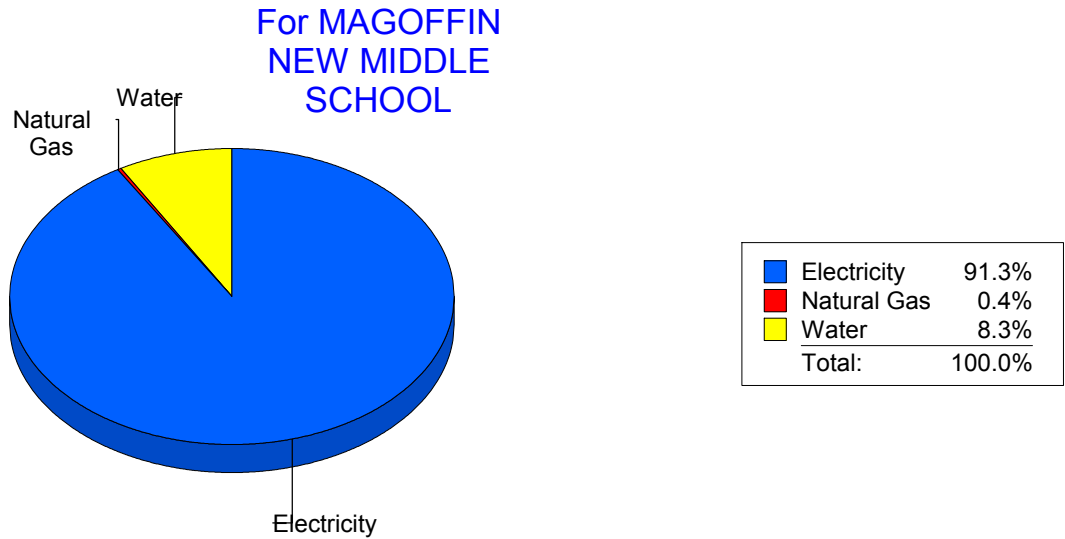
Energy CAP

Cost Avoidance Program

Cost Summary Graph

Grouped by Energy Type

Energy Type	Use	Units	Meter Cost	Special Charges	Total Cost	Avg Unit Cost	% of Total Cost
Site: MAGOFFINMIDDLESCHOOLN047 - MAGOFFIN NEW MIDDLE SCHOOL							
Electricity	123,800	KWH	\$13,223.68	\$0.00	\$13,223.68	0.1068	91.26%
Natural Gas	58	CCF	\$61.46	\$0.00	\$61.46	1.0597	0.42%
Water	291	CCF	\$1,204.71	\$0.00	\$1,204.71	4.1399	8.31%
Total Cost:			\$14,489.85	\$0.00	\$14,489.85		



Filters: Cost Center Name Not Equal To DoNotReport; Billing Period Equal To 201107All Meter CodesAll Group Names

elpaso

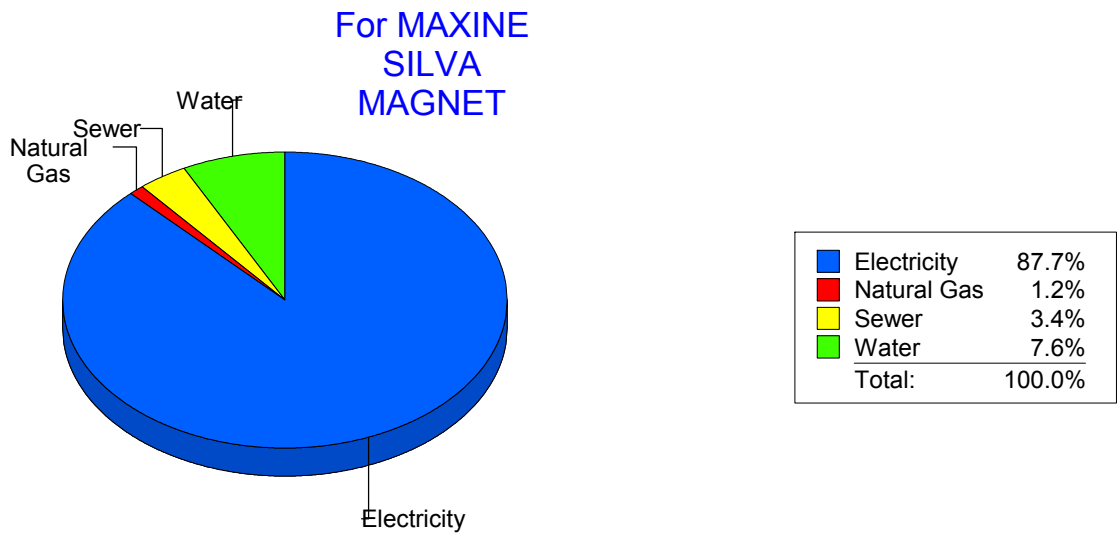
Energy CAP

Cost Avoidance Program

Cost Summary Graph

Grouped by Energy Type

Energy Type	Use	Units	Meter Cost	Special Charges	Total Cost	Avg Unit Cost	% of Total Cost
Site: MAXINE SILVA MAGNET - MAXINE SILVA MAGNET							
Electricity	73,800	KWH	\$8,637.07	\$0.00	\$8,637.07	0.1170	87.73%
Natural Gas	164	CCF	\$120.22	\$0.00	\$120.22	0.7330	1.22%
Water	328	CCF	\$749.37	\$0.00	\$749.37	2.2847	7.61%
Sewer	158	CCF	\$338.27	\$0.00	\$338.27	2.1409	3.44%
Total Cost:			\$9,844.93	\$0.00	\$9,844.93		



Filters: Cost Center Name Not Equal To DoNotReport; Billing Period Equal To 201107All Meter CodesAll Group Names

elpaso

Energy CAP

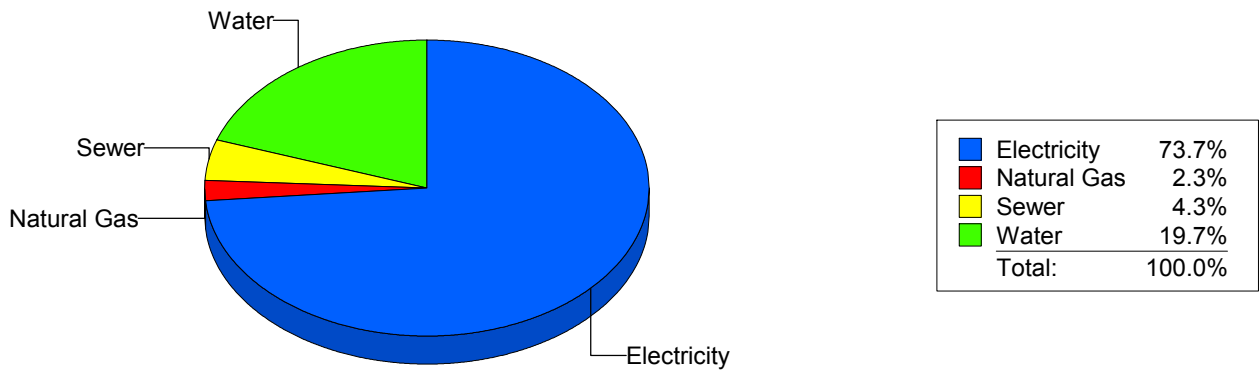
Cost Avoidance Program

Cost Summary Graph

Grouped by Energy Type

Energy Type	Use	Units	Meter Cost	Special Charges	Total Cost	Avg Unit Cost	% of Total Cost
Site: MESITA ELEMENTARY - MESITA ELEMENTARY							
Electricity	42,360	KWH	\$5,685.04	\$0.00	\$5,685.04	0.1342	73.67%
Natural Gas	212	CCF	\$177.65	\$0.00	\$177.65	0.8380	2.30%
Water	355	CCF	\$1,519.13	\$0.00	\$1,519.13	4.2792	19.69%
Sewer	97	CCF	\$335.14	\$0.00	\$335.14	3.4551	4.34%
Total Cost:			\$7,716.96	\$0.00	\$7,716.96		

For MESITA ELEMENTARY



Filters: Cost Center Name Not Equal To DoNotReport; Billing Period Equal To 201107All Meter CodesAll Group Names

elpaso

Energy CAP

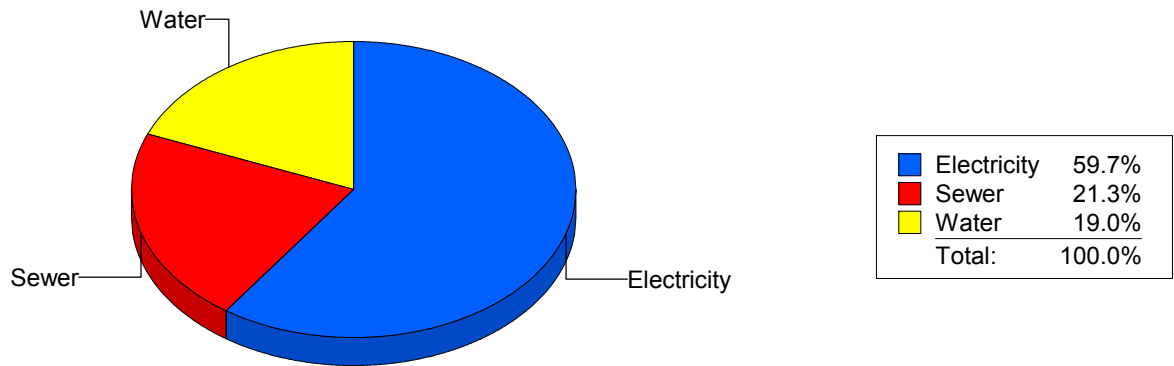
Cost Avoidance Program

Cost Summary Graph

Grouped by Energy Type

Energy Type	Use	Units	Meter Cost	Special Charges	Total Cost	Avg Unit Cost	% of Total Cost
Site: MILAM ELEMENTARY - MILAM ELEMENTARY							
Electricity	4,800	KWH	\$1,097.91	\$0.00	\$1,097.91	0.2287	59.69%
Water	155	CCF	\$349.94	\$0.00	\$349.94	2.2577	19.02%
Sewer	200	CCF	\$391.61	\$0.00	\$391.61	1.9581	21.29%
Total Cost:			\$1,839.46	\$0.00	\$1,839.46		

For MILAM ELEMENTARY



Filters: Cost Center Name Not Equal To DoNotReport; Billing Period Equal To 201107All Meter CodesAll Group Names

elpaso

Energy CAP

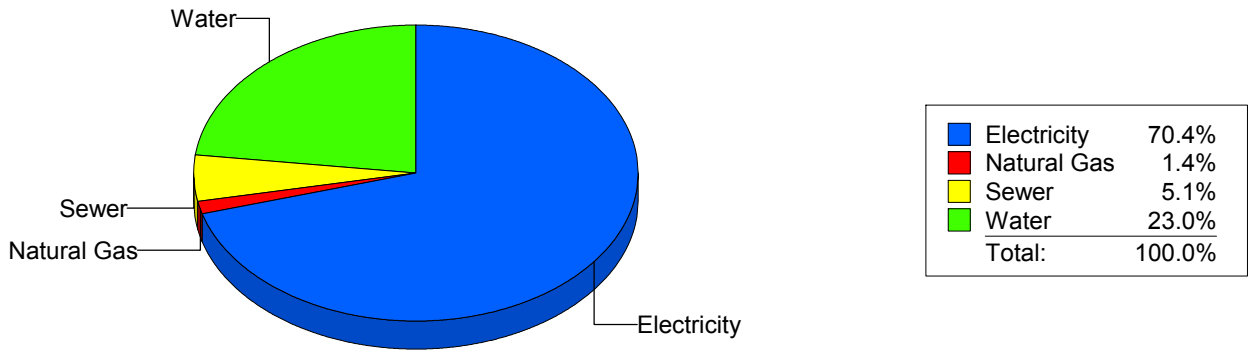
Cost Avoidance Program

Cost Summary Graph

Grouped by Energy Type

Energy Type	Use	Units	Meter Cost	Special Charges	Total Cost	Avg Unit Cost	% of Total Cost
Site: MOREHEAD MIDDLE SCHO - MOREHEAD MIDDLE SCHO							
Electricity	52,313	KWH	\$6,607.85	\$0.00	\$6,607.85	0.1263	70.44%
Natural Gas	189	CCF	\$135.23	\$0.00	\$135.23	0.7155	1.44%
Water	1,953	CCF	\$2,155.37	\$0.00	\$2,155.37	1.1036	22.98%
Sewer	213	CCF	\$482.46	\$0.00	\$482.46	2.2651	5.14%
Total Cost:			\$9,380.91	\$0.00	\$9,380.91		

For
MOREHEAD
MIDDLE SCHO



Filters: Cost Center Name Not Equal To DoNotReport; Billing Period Equal To 201107All Meter CodesAll Group Names

el Paso

Energy CAP

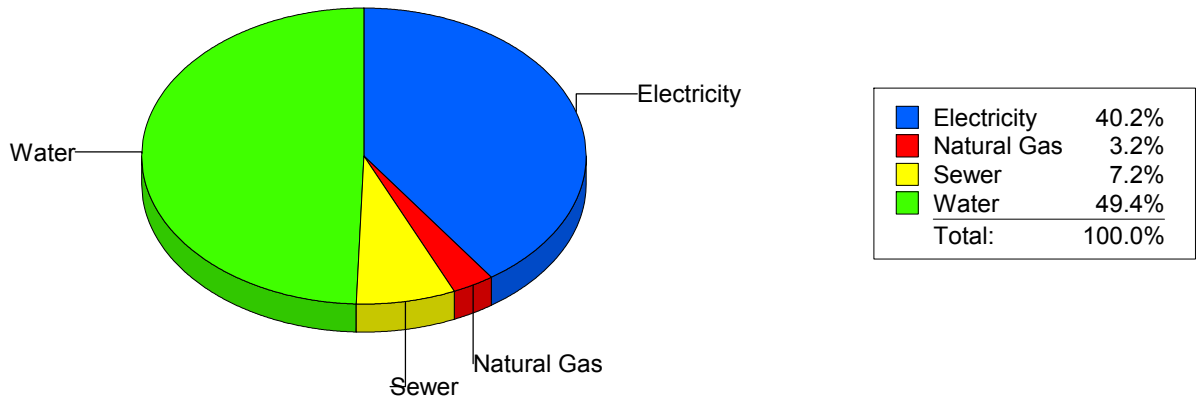
Cost Avoidance Program

Cost Summary Graph

Grouped by Energy Type

Energy Type	Use	Units	Meter Cost	Special Charges	Total Cost	Avg Unit Cost	% of Total Cost
Site: NEWMAN ELEMENTARY - NEWMAN ELEMENTARY							
Electricity	14,360	KWH	\$2,099.24	\$0.00	\$2,099.24	0.1462	40.25%
Natural Gas	131	CCF	\$166.00	\$0.00	\$166.00	1.2672	3.18%
Water	811	CCF	\$2,574.80	\$0.00	\$2,574.80	3.1748	49.36%
Sewer	208	CCF	\$375.88	\$0.00	\$375.88	1.8071	7.21%
Total Cost:			\$5,215.92	\$0.00	\$5,215.92		

For NEWMAN ELEMENTARY



Filters: Cost Center Name Not Equal To DoNotReport; Billing Period Equal To 201107All Meter CodesAll Group Names

elpaso

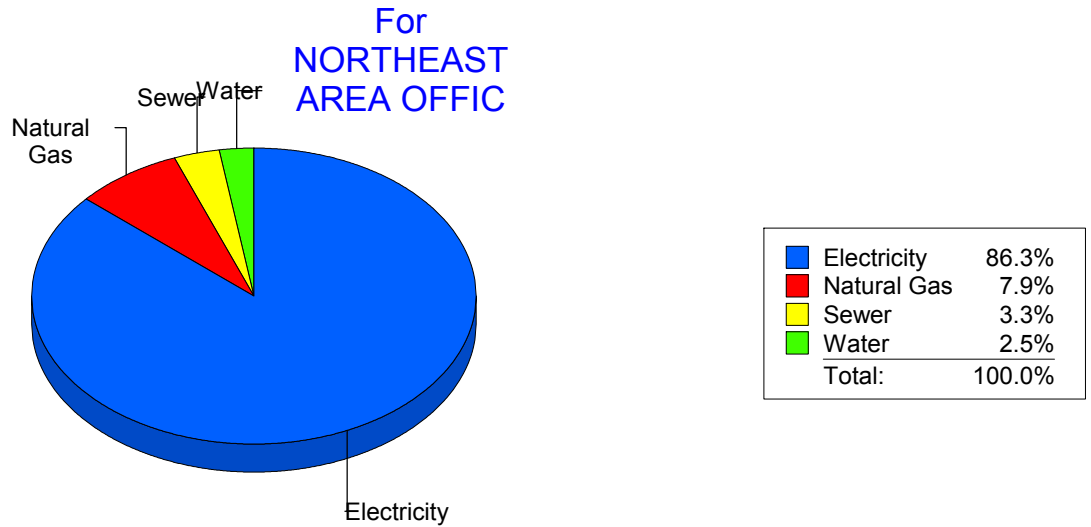
Energy CAP

Cost Avoidance Program

Cost Summary Graph

Grouped by Energy Type

Energy Type	Use	Units	Meter Cost	Special Charges	Total Cost	Avg Unit Cost	% of Total Cost
Site: NORTHEAST AREA OFFIC - NORTHEAST AREA OFFIC							
Electricity	15,160	KWH	\$1,484.37	\$0.00	\$1,484.37	0.0979	86.27%
Natural Gas	6	CCF	\$136.42	\$0.00	\$136.42	22.7367	7.93%
Water	0	CCF	\$42.80	\$0.00	\$42.80	0.0000	2.49%
Sewer	13	CCF	\$56.95	\$0.00	\$56.95	4.3808	3.31%
Total Cost:			\$1,720.54	\$0.00	\$1,720.54		



Filters: Cost Center Name Not Equal To DoNotReport; Billing Period Equal To 201107All Meter CodesAll Group Names

el paso

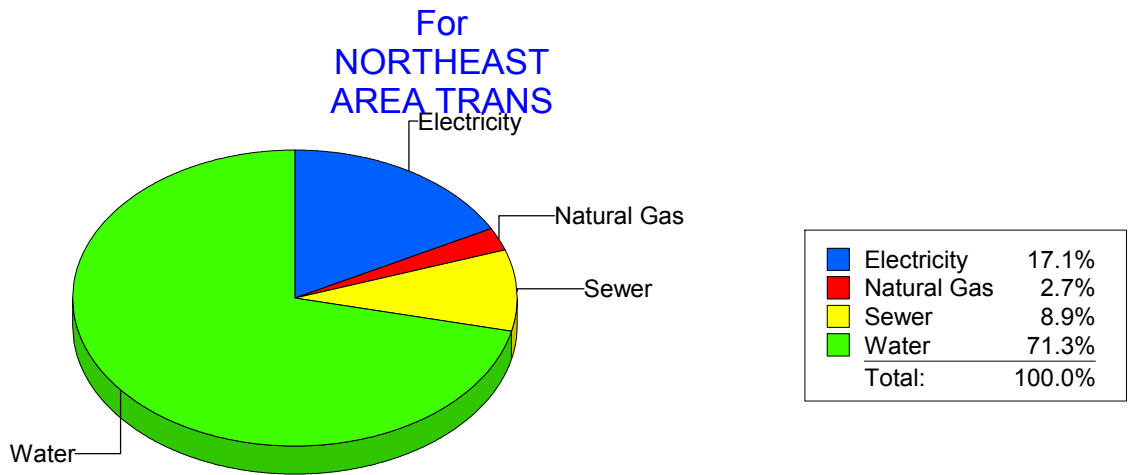
Energy CAP

Cost Avoidance Program

Cost Summary Graph

Grouped by Energy Type

Energy Type	Use	Units	Meter Cost	Special Charges	Total Cost	Avg Unit Cost	% of Total Cost
Site: NORTHEAST AREA TRANS - NORTHEAST AREA TRANS							
Electricity	5,139	KWH	\$494.98	\$0.00	\$494.98	0.0963	17.09%
Natural Gas	24	CCF	\$78.38	\$0.00	\$78.38	3.2658	2.71%
Water	440	CCF	\$2,063.97	\$0.00	\$2,063.97	4.6908	71.26%
Sewer	37	CCF	\$258.94	\$0.00	\$258.94	6.9984	8.94%
Total Cost:			\$2,896.27	\$0.00	\$2,896.27		



Filters: Cost Center Name Not Equal To DoNotReport; Billing Period Equal To 201107All Meter CodesAll Group Names

elpaso

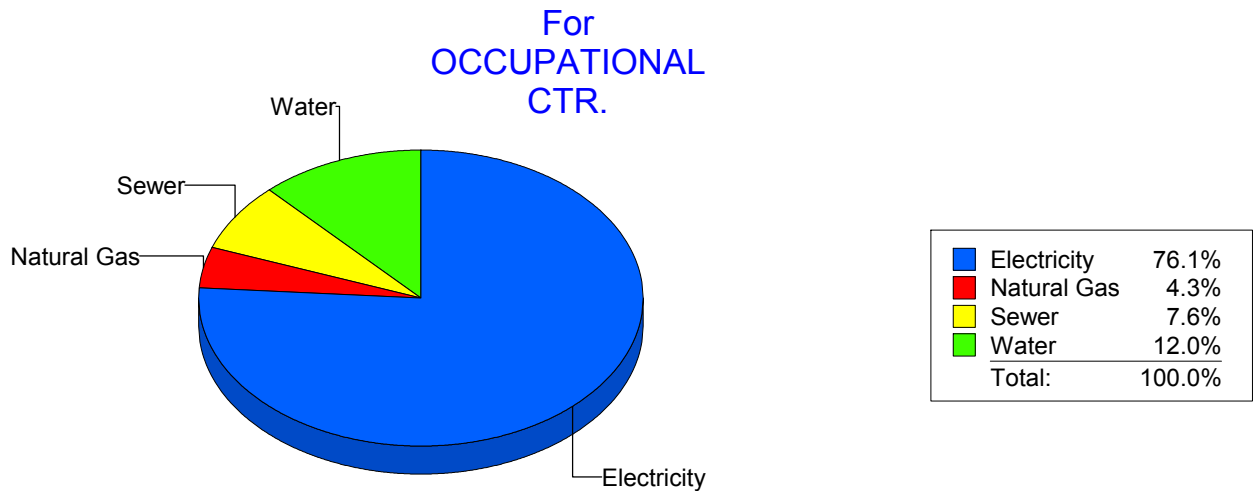
Energy CAP

Cost Avoidance Program

Cost Summary Graph

Grouped by Energy Type

Energy Type	Use	Units	Meter Cost	Special Charges	Total Cost	Avg Unit Cost	% of Total Cost
Site: OCCUPATIONAL CTR. - OCCUPATIONAL CTR.							
Electricity		2,700 KWH	\$735.87	\$0.00	\$735.87	0.2725	76.12%
Natural Gas		17 CCF	\$41.60	\$0.00	\$41.60	2.4471	4.30%
Water		14 CCF	\$115.62	\$0.00	\$115.62	8.2586	11.96%
Sewer		19 CCF	\$73.61	\$0.00	\$73.61	3.8742	7.61%
Total Cost:			\$966.70	\$0.00	\$966.70		



Filters: Cost Center Name Not Equal To DoNotReport; Billing Period Equal To 201107All Meter CodesAll Group Names

elpaso

Energy CAP

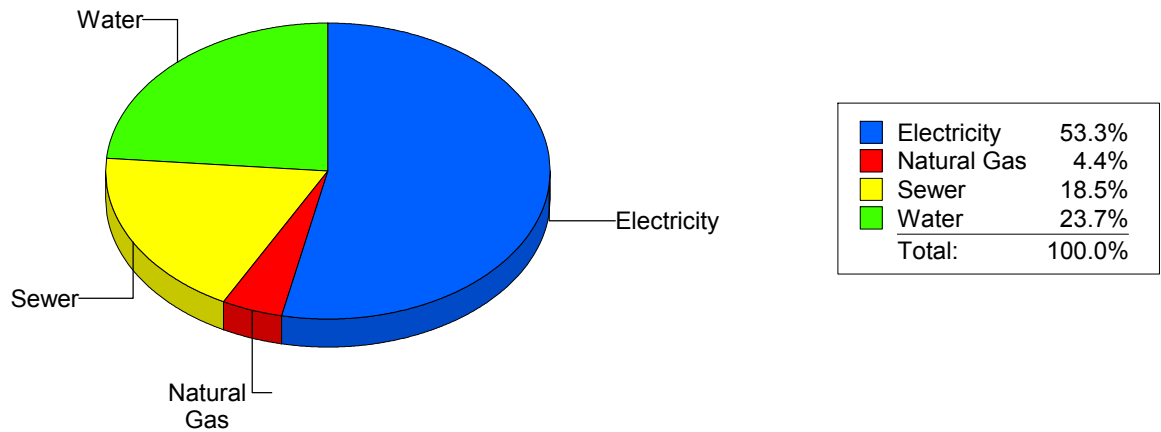
Cost Avoidance Program

Cost Summary Graph

Grouped by Energy Type

Energy Type	Use	Units	Meter Cost	Special Charges	Total Cost	Avg Unit Cost	% of Total Cost
Site: PARK ELEMENTARY - PARK ELEMENTARY							
Electricity	9,324	KWH	\$1,231.64	\$0.00	\$1,231.64	0.1321	53.35%
Natural Gas	3	CCF	\$101.59	\$0.00	\$101.59	33.8633	4.40%
Water	262	CCF	\$547.47	\$0.00	\$547.47	2.0896	23.71%
Sewer	200	CCF	\$427.96	\$0.00	\$427.96	2.1398	18.54%
Total Cost:			\$2,308.66	\$0.00	\$2,308.66		

For PARK ELEMENTARY



Filters: Cost Center Name Not Equal To DoNotReport; Billing Period Equal To 201107All Meter CodesAll Group Names

elpaso

Energy CAP

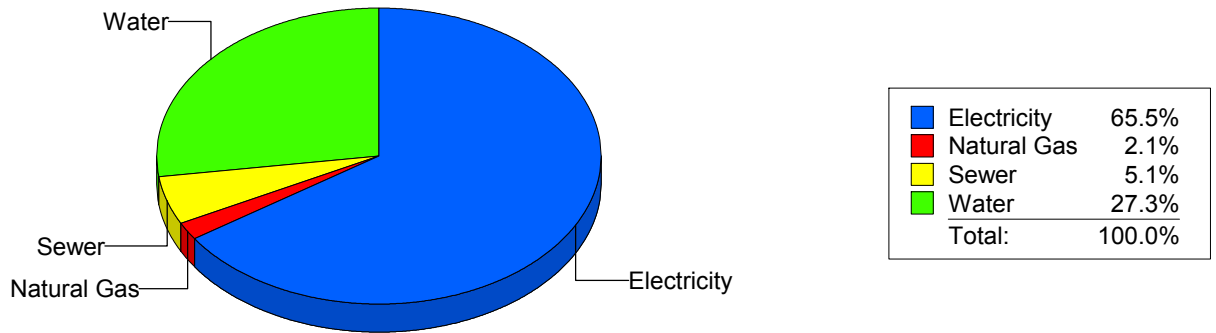
Cost Avoidance Program

Cost Summary Graph

Grouped by Energy Type

Energy Type	Use	Units	Meter Cost	Special Charges	Total Cost	Avg Unit Cost	% of Total Cost
Site: PAUL MORENO - PAUL MORENO							
Electricity	39,300	KWH	\$5,594.69	\$0.00	\$5,594.69	0.1424	65.46%
Natural Gas	208	CCF	\$180.02	\$0.00	\$180.02	0.8655	2.11%
Water	573	CCF	\$2,333.16	\$0.00	\$2,333.16	4.0718	27.30%
Sewer	198	CCF	\$438.55	\$0.00	\$438.55	2.2149	5.13%
Total Cost:			\$8,546.42	\$0.00	\$8,546.42		

For PAUL MORENO



Filters: Cost Center Name Not Equal To DoNotReport; Billing Period Equal To 201107All Meter CodesAll Group Names

elpaso

Energy CAP

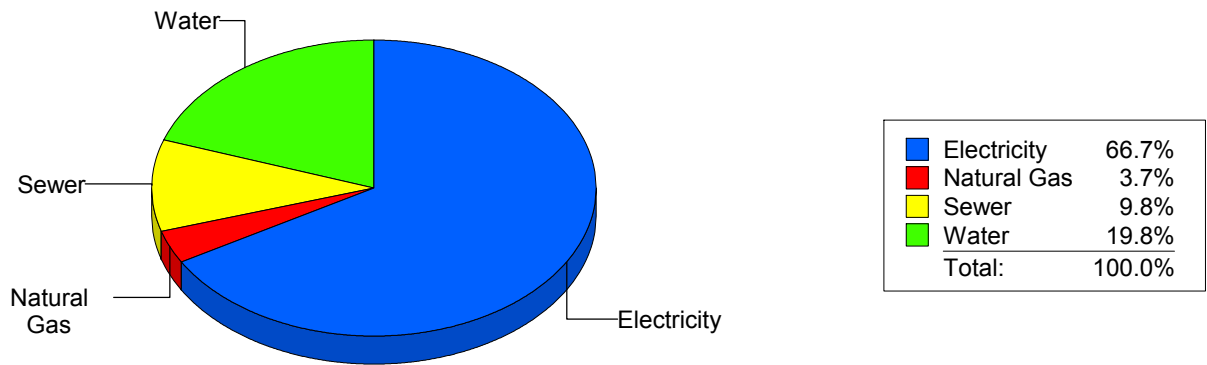
Cost Avoidance Program

Cost Summary Graph

Grouped by Energy Type

Energy Type	Use	Units	Meter Cost	Special Charges	Total Cost	Avg Unit Cost	% of Total Cost
Site: POLK ELEMENTARY - POLK ELEMENTARY							
Electricity	12,680	KWH	\$1,923.36	\$0.00	\$1,923.36	0.1517	66.68%
Natural Gas	84	CCF	\$107.42	\$0.00	\$107.42	1.2788	3.72%
Water	241	CCF	\$570.19	\$0.00	\$570.19	2.3659	19.77%
Sewer	115	CCF	\$283.66	\$0.00	\$283.66	2.4666	9.83%
Total Cost:			\$2,884.63	\$0.00	\$2,884.63		

For POLK ELEMENTARY



Filters: Cost Center Name Not Equal To DoNotReport; Billing Period Equal To 201107All Meter CodesAll Group Names

elpaso

Energy CAP

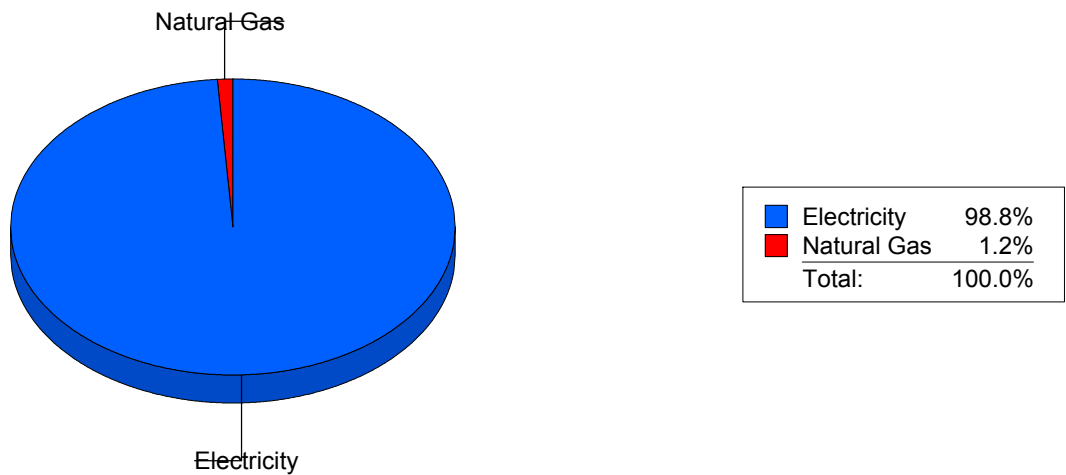
Cost Avoidance Program

Cost Summary Graph

Grouped by Energy Type

Energy Type	Use	Units	Meter Cost	Special Charges	Total Cost	Avg Unit Cost	% of Total Cost
Site: POWELL - POWELL							
Electricity	40,320	KWH	\$8,016.99	\$0.00	\$8,016.99	0.1988	98.77%
Natural Gas	130	CCF	\$99.80	\$0.00	\$99.80	0.7677	1.23%
Total Cost:			\$8,116.79	\$0.00	\$8,116.79		

For POWELL



Filters: Cost Center Name Not Equal To DoNotReport; Billing Period Equal To 201107All Meter CodesAll Group Names

el Paso

Energy CAP

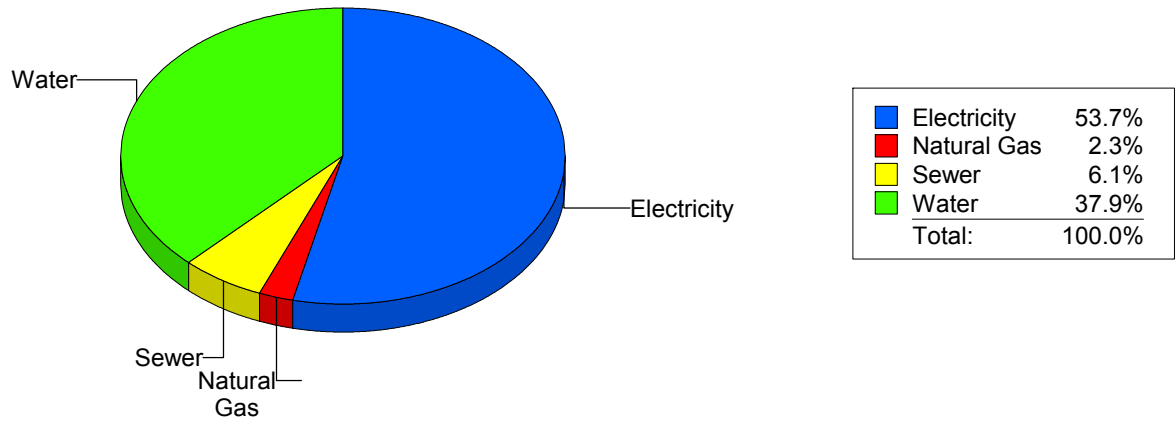
Cost Avoidance Program

Cost Summary Graph

Grouped by Energy Type

Energy Type	Use	Units	Meter Cost	Special Charges	Total Cost	Avg Unit Cost	% of Total Cost
Site: PUTNAM ELEMENTARY - PUTNAM ELEMENTARY							
Electricity	10,216	KWH	\$2,055.53	\$0.00	\$2,055.53	0.2012	53.69%
Natural Gas	46	CCF	\$89.14	\$0.00	\$89.14	1.9378	2.33%
Water	387	CCF	\$1,451.23	\$0.00	\$1,451.23	3.7499	37.90%
Sewer	126	CCF	\$232.74	\$0.00	\$232.74	1.8471	6.08%
Total Cost:			\$3,828.64	\$0.00	\$3,828.64		

For PUTNAM ELEMENTARY



Filters: Cost Center Name Not Equal To DoNotReport; Billing Period Equal To 201107All Meter CodesAll Group Names

elpaso

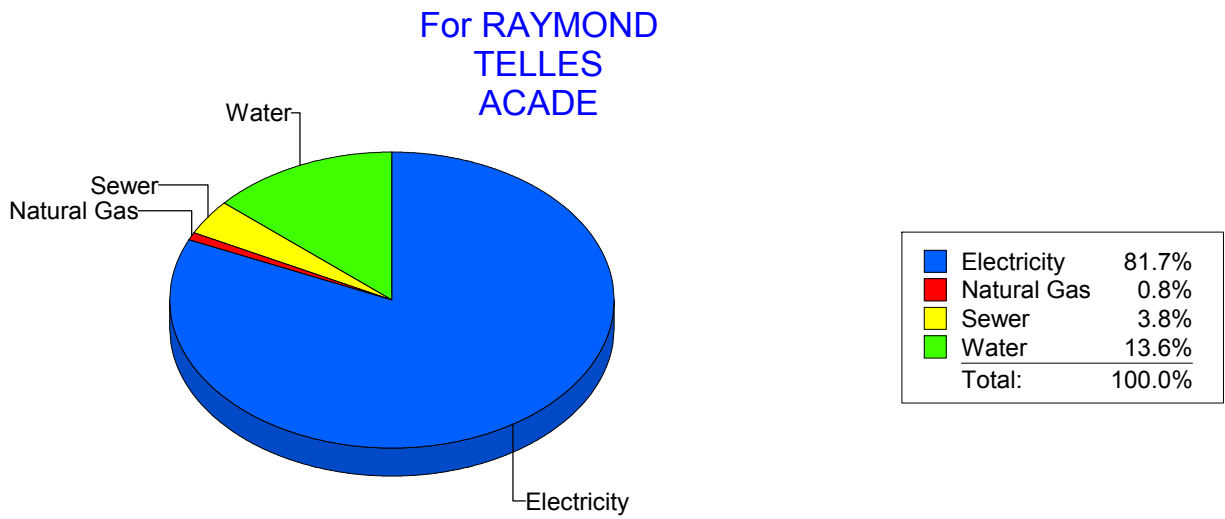
Energy CAP

Cost Avoidance Program

Cost Summary Graph

Grouped by Energy Type

Energy Type	Use	Units	Meter Cost	Special Charges	Total Cost	Avg Unit Cost	% of Total Cost
Site: RAYMOND TELLES ACADE - RAYMOND TELLES ACADE							
Electricity	41,600	KWH	\$5,024.19	\$0.00	\$5,024.19	0.1208	81.73%
Natural Gas	33	CCF	\$49.36	\$0.00	\$49.36	1.4958	0.80%
Water	260	CCF	\$837.31	\$0.00	\$837.31	3.2204	13.62%
Sewer	78	CCF	\$236.67	\$0.00	\$236.67	3.0342	3.85%
Total Cost:			\$6,147.53	\$0.00	\$6,147.53		



Filters: Cost Center Name Not Equal To DoNotReport; Billing Period Equal To 201107All Meter CodesAll Group Names

elpaso

Energy CAP

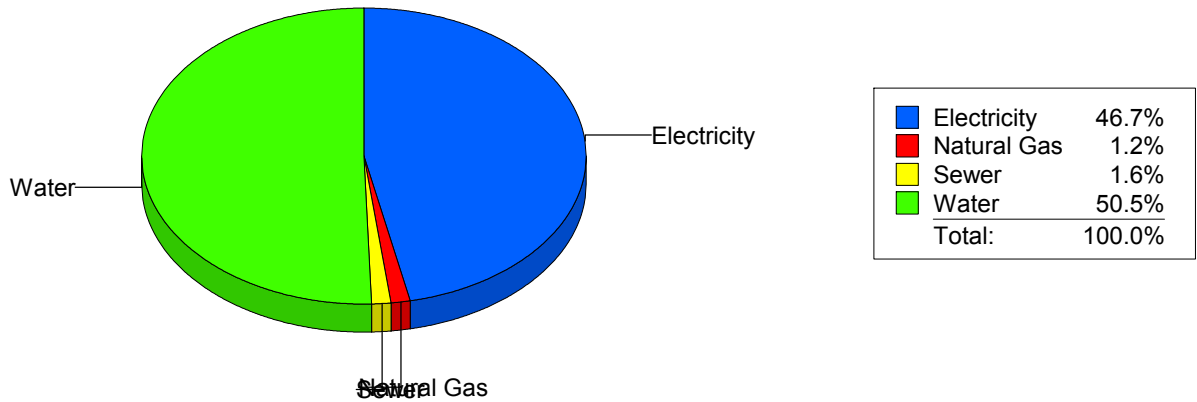
Cost Avoidance Program

Cost Summary Graph

Grouped by Energy Type

Energy Type	Use	Units	Meter Cost	Special Charges	Total Cost	Avg Unit Cost	% of Total Cost
Site: RICHARDSON MIDDLE - RICHARDSON MIDDLE							
Electricity	70,800	KWH	\$8,227.25	\$0.00	\$8,227.25	0.1162	46.75%
Natural Gas	311	CCF	\$208.49	\$0.00	\$208.49	0.6704	1.18%
Water	1,861	CCF	\$8,888.57	\$0.00	\$8,888.57	4.7762	50.51%
Sewer	108	CCF	\$274.77	\$0.00	\$274.77	2.5442	1.56%
Total Cost:			\$17,599.08	\$0.00	\$17,599.08		

For
RICHARDSON
MIDDLE



Filters: Cost Center Name Not Equal To DoNotReport; Billing Period Equal To 201107All Meter CodesAll Group Names

elpaso

Energy CAP

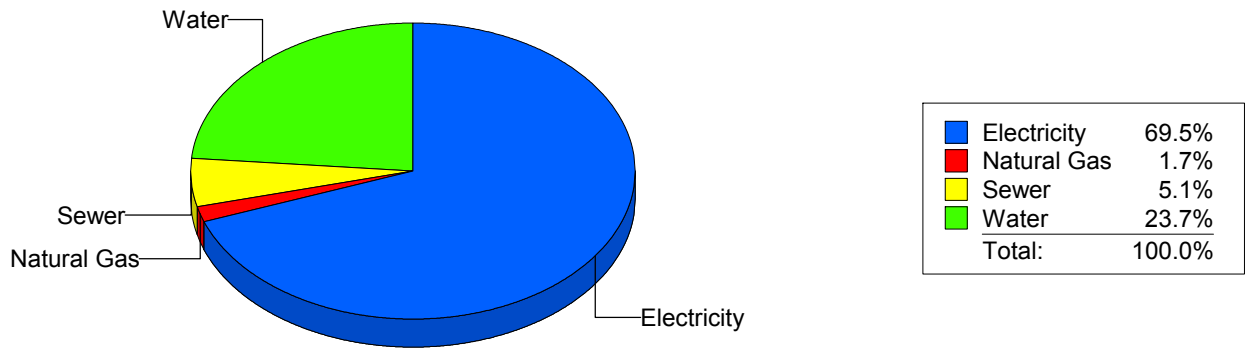
Cost Avoidance Program

Cost Summary Graph

Grouped by Energy Type

Energy Type	Use	Units	Meter Cost	Special Charges	Total Cost	Avg Unit Cost	% of Total Cost
Site: RIVERA ELEMENTARY - RIVERA ELEMENTARY							
Electricity	10,500	KWH	\$4,129.80	\$0.00	\$4,129.80	0.3933	69.46%
Natural Gas	77	CCF	\$104.03	\$0.00	\$104.03	1.3510	1.75%
Water	413	CCF	\$1,406.77	\$0.00	\$1,406.77	3.4062	23.66%
Sewer	132	CCF	\$305.25	\$0.00	\$305.25	2.3125	5.13%
Total Cost:			\$5,945.85	\$0.00	\$5,945.85		

For RIVERA ELEMENTARY



Filters: Cost Center Name Not Equal To DoNotReport; Billing Period Equal To 201107All Meter CodesAll Group Names

elpaso

Energy CAP

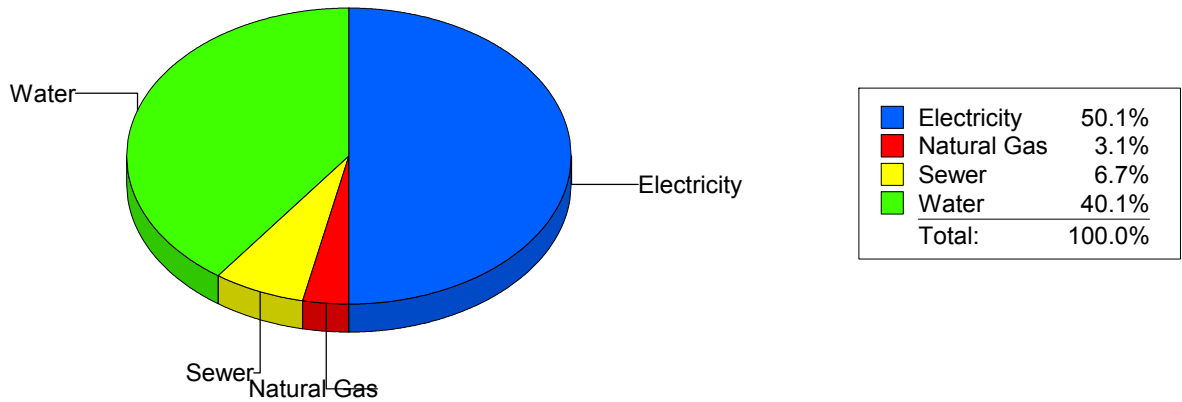
Cost Avoidance Program

Cost Summary Graph

Grouped by Energy Type

Energy Type	Use	Units	Meter Cost	Special Charges	Total Cost	Avg Unit Cost	% of Total Cost
Site: ROBERTS ELEMENTARY - ROBERTS ELEMENTARY							
Electricity	24,187	KWH	\$2,906.04	\$0.00	\$2,906.04	0.1201	50.07%
Natural Gas	215	CCF	\$182.13	\$0.00	\$182.13	0.8471	3.14%
Water	732	CCF	\$2,327.89	\$0.00	\$2,327.89	3.1802	40.11%
Sewer	189	CCF	\$387.75	\$0.00	\$387.75	2.0516	6.68%
Total Cost:			\$5,803.81	\$0.00	\$5,803.81		

For ROBERTS ELEMENTARY



Filters: Cost Center Name Not Equal To DoNotReport; Billing Period Equal To 201107All Meter CodesAll Group Names

elpaso

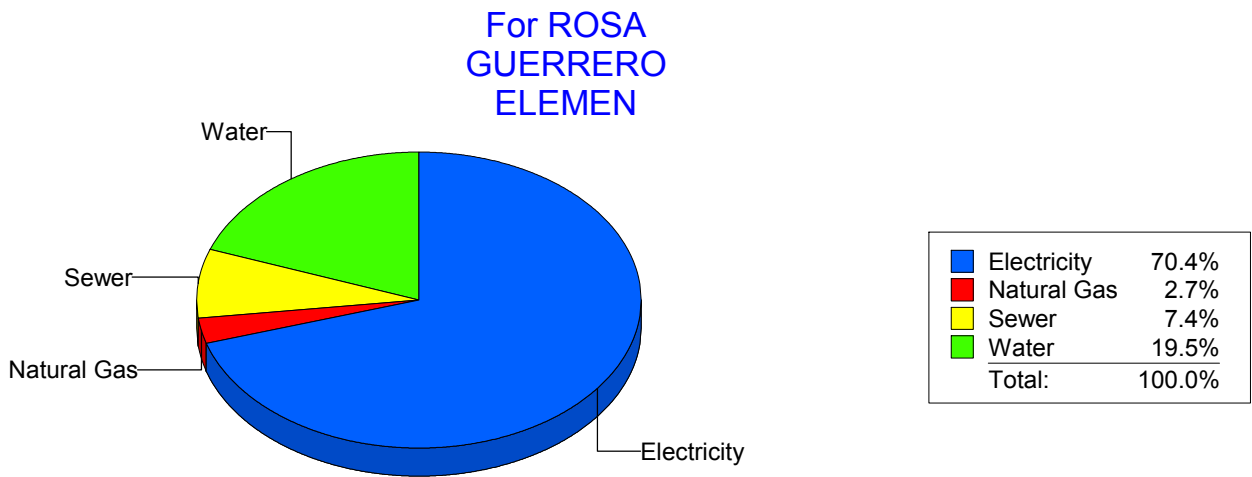
Energy CAP

Cost Avoidance Program

Cost Summary Graph

Grouped by Energy Type

Energy Type	Use	Units	Meter Cost	Special Charges	Total Cost	Avg Unit Cost	% of Total Cost
Site: ROSA GUERRERO ELEMEN - ROSA GUERRERO ELEMEN							
Electricity	24,280	KWH	\$3,159.14	\$0.00	\$3,159.14	0.1301	70.41%
Natural Gas	108	CCF	\$119.97	\$0.00	\$119.97	1.1108	2.67%
Water	698	CCF	\$875.96	\$0.00	\$875.96	1.2550	19.52%
Sewer	104	CCF	\$331.93	\$0.00	\$331.93	3.1916	7.40%
Total Cost:			\$4,487.00	\$0.00	\$4,487.00		



Filters: Cost Center Name Not Equal To DoNotReport; Billing Period Equal To 201107All Meter CodesAll Group Names

elpaso

Energy CAP

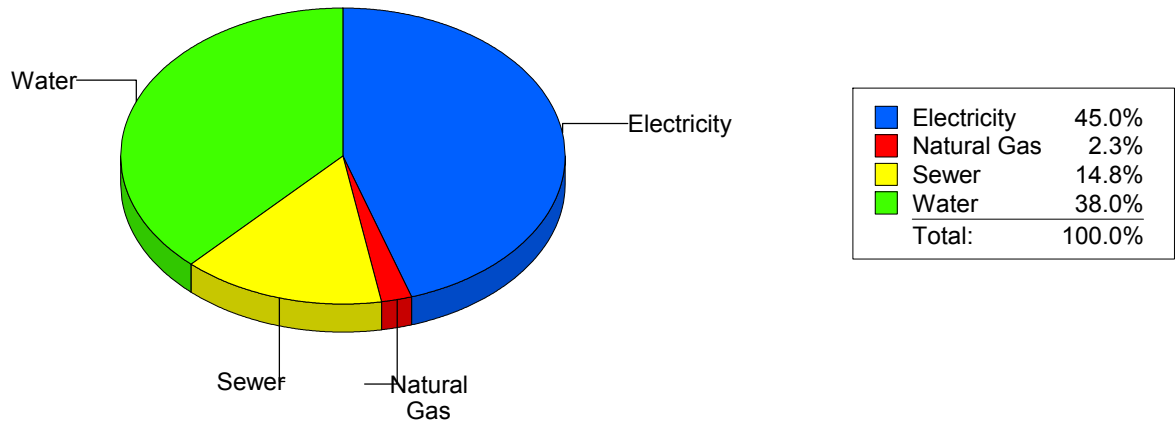
Cost Avoidance Program

Cost Summary Graph

Grouped by Energy Type

Energy Type	Use	Units	Meter Cost	Special Charges	Total Cost	Avg Unit Cost	% of Total Cost
Site: ROSS MIDDLE SCHOOL - ROSS MIDDLE SCHOOL							
Electricity	29,866	KWH	\$4,005.45	\$0.00	\$4,005.45	0.1341	44.96%
Natural Gas	301	CCF	\$202.48	\$0.00	\$202.48	0.6727	2.27%
Water	1,846	CCF	\$3,384.94	\$0.00	\$3,384.94	1.8337	37.99%
Sewer	928	CCF	\$1,316.17	\$0.00	\$1,316.17	1.4183	14.77%
Total Cost:			\$8,909.04	\$0.00	\$8,909.04		

For ROSS
MIDDLE
SCHOOL



Filters: Cost Center Name Not Equal To DoNotReport; Billing Period Equal To 201107All Meter CodesAll Group Names

elpaso

Energy CAP

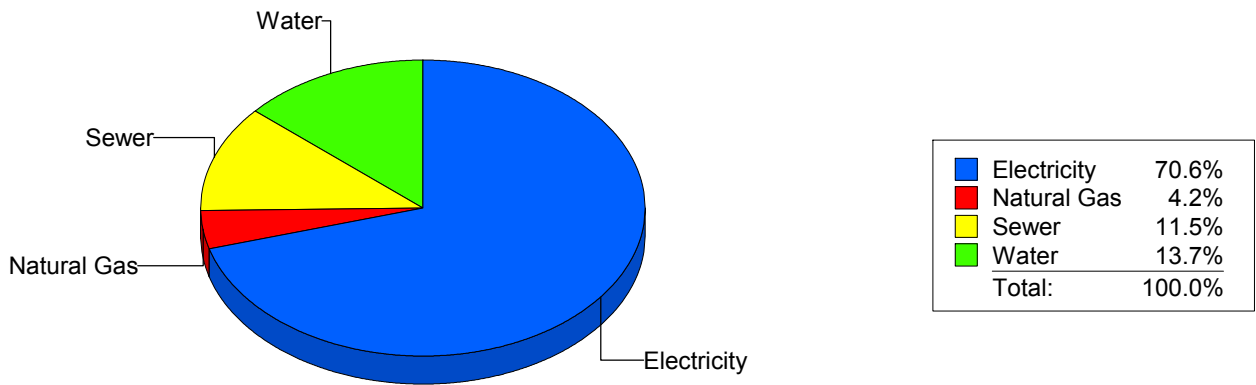
Cost Avoidance Program

Cost Summary Graph

Grouped by Energy Type

Energy Type	Use	Units	Meter Cost	Special Charges	Total Cost	Avg Unit Cost	% of Total Cost
Site: RUSK ELEMENTARY - RUSK ELEMENTARY							
Electricity	11,775	KWH	\$1,791.78	\$0.00	\$1,791.78	0.1522	70.57%
Natural Gas	16	CCF	\$107.88	\$0.00	\$107.88	6.7425	4.25%
Water	143	CCF	\$347.21	\$0.00	\$347.21	2.4280	13.68%
Sewer	124	CCF	\$292.07	\$0.00	\$292.07	2.3554	11.50%
Total Cost:			\$2,538.94	\$0.00	\$2,538.94		

For RUSK ELEMENTARY



Filters: Cost Center Name Not Equal To DoNotReport; Billing Period Equal To 201107All Meter CodesAll Group Names

el paso

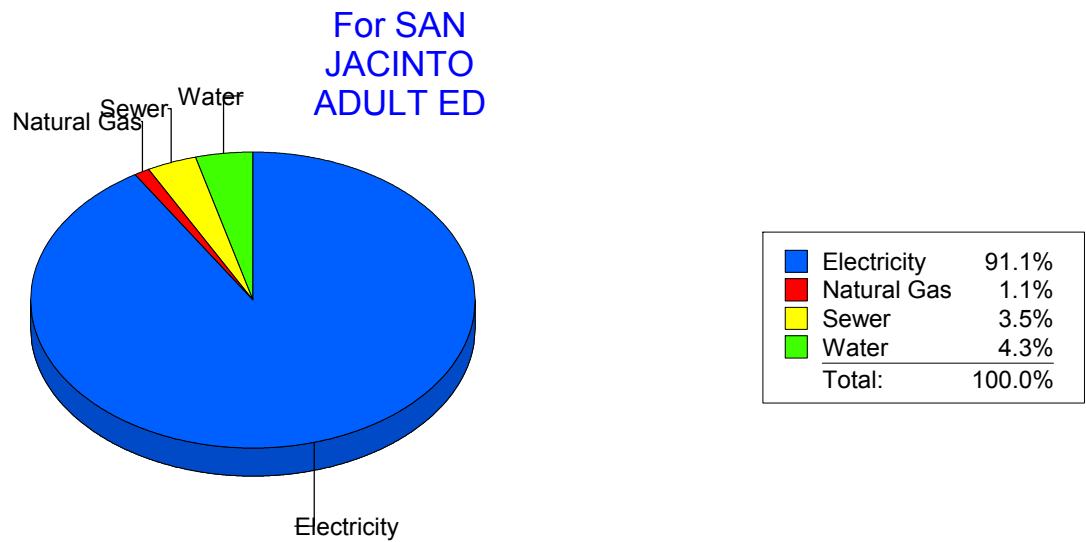
Energy CAP

Cost Avoidance Program

Cost Summary Graph

Grouped by Energy Type

Energy Type	Use	Units	Meter Cost	Special Charges	Total Cost	Avg Unit Cost	% of Total Cost
Site: SAN JACINTO ADULT ED - SAN JACINTO ADULT ED							
Electricity	15,600	KWH	\$2,802.32	\$0.00	\$2,802.32	0.1796	91.15%
Natural Gas	0	CCF	\$33.38	\$0.00	\$33.38	0.0000	1.09%
Water	47	CCF	\$130.78	\$0.00	\$130.78	2.7826	4.25%
Sewer	36	CCF	\$107.96	\$0.00	\$107.96	2.9989	3.51%
Total Cost:			\$3,074.44	\$0.00	\$3,074.44		



Filters: Cost Center Name Not Equal To DoNotReport; Billing Period Equal To 201107All Meter CodesAll Group Names

elpaso

Energy CAP

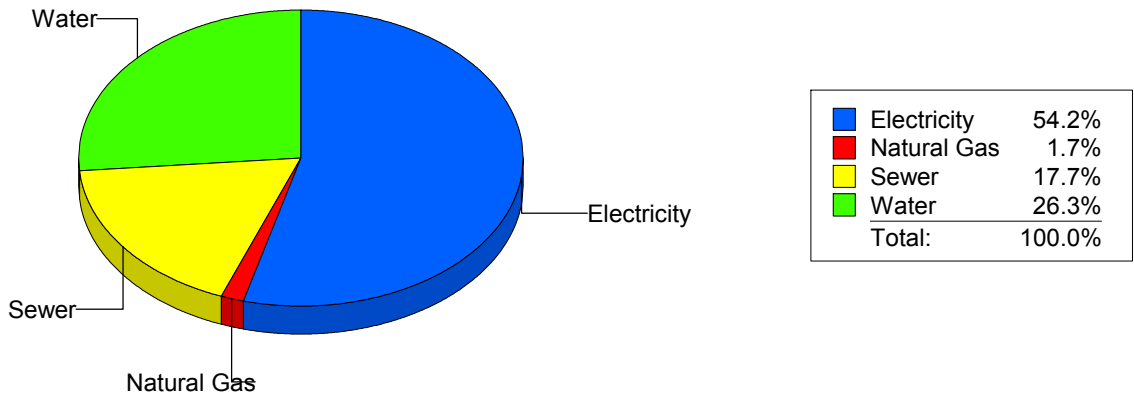
Cost Avoidance Program

Cost Summary Graph

Grouped by Energy Type

Energy Type	Use	Units	Meter Cost	Special Charges	Total Cost	Avg Unit Cost	% of Total Cost
Site: SCHUSTER ELEMENTARY - SCHUSTER ELEMENTARY							
Electricity	5,840	KWH	\$1,205.92	\$0.00	\$1,205.92	0.2065	54.18%
Natural Gas	11	CCF	\$38.71	\$0.00	\$38.71	3.5191	1.74%
Water	361	CCF	\$586.08	\$0.00	\$586.08	1.6235	26.33%
Sewer	262	CCF	\$394.98	\$0.00	\$394.98	1.5076	17.75%
Total Cost:			\$2,225.69	\$0.00	\$2,225.69		

For
SCHUSTER
ELEMENTARY



Filters: Cost Center Name Not Equal To DoNotReport; Billing Period Equal To 201107All Meter CodesAll Group Names

el paso

Energy CAP

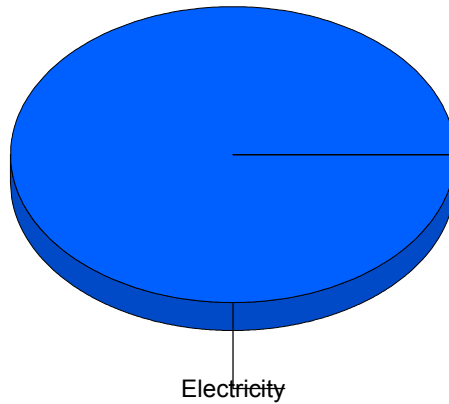
Cost Avoidance Program

Cost Summary Graph

Grouped by Energy Type

Energy Type	Use	Units	Meter Cost	Special Charges	Total Cost	Avg Unit Cost	% of Total Cost
Site: SKYPARK - SKY PARK							
Electricity	2,698	KWH	\$506.85	\$0.00	\$506.85	0.1879	100.00%
Total Cost:			\$506.85	\$0.00	\$506.85		

For SKY PARK



■ Electricity	100.0%
Total:	100.0%

Filters: Cost Center Name Not Equal To DoNotReport; Billing Period Equal To 201107All Meter CodesAll Group Names

el Paso

Energy CAP

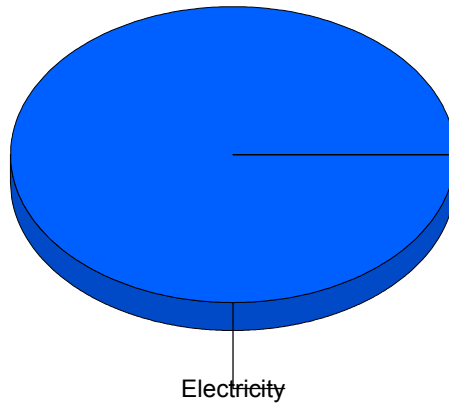
Cost Avoidance Program

Cost Summary Graph

Grouped by Energy Type

Energy Type	Use	Units	Meter Cost	Special Charges	Total Cost	Avg Unit Cost	% of Total Cost
Site: SKYPARKIB1 - SKY PARK I B1							
Electricity		1,953 KWH	\$292.87	\$0.00	\$292.87	0.1500	100.00%
Total Cost:			\$292.87	\$0.00	\$292.87		

For SKY PARK
I B1



■ Electricity	100.0%
Total:	100.0%

Filters: Cost Center Name Not Equal To DoNotReport; Billing Period Equal To 201107All Meter CodesAll Group Names

elpaso

Energy CAP

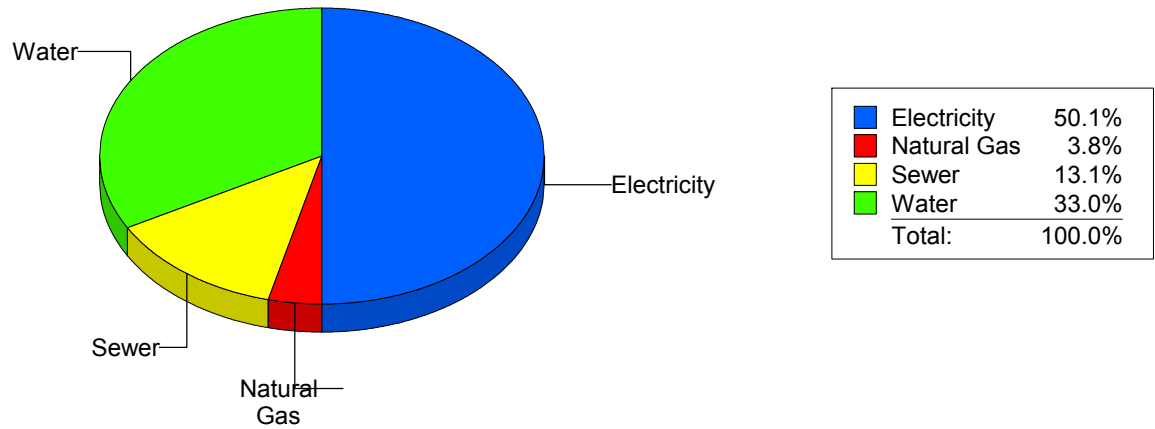
Cost Avoidance Program

Cost Summary Graph

Grouped by Energy Type

Energy Type	Use	Units	Meter Cost	Special Charges	Total Cost	Avg Unit Cost	% of Total Cost
Site: STANTON ELEMENTARY - STANTON ELEMENTARY							
Electricity	7,226	KWH	\$1,462.30	\$0.00	\$1,462.30	0.2024	50.07%
Natural Gas	90	CCF	\$110.34	\$0.00	\$110.34	1.2260	3.78%
Water	454	CCF	\$964.09	\$0.00	\$964.09	2.1235	33.01%
Sewer	214	CCF	\$383.50	\$0.00	\$383.50	1.7921	13.13%
Total Cost:			\$2,920.23	\$0.00	\$2,920.23		

For STANTON ELEMENTARY



Filters: Cost Center Name Not Equal To DoNotReport; Billing Period Equal To 201107All Meter CodesAll Group Names

elpaso

Energy CAP

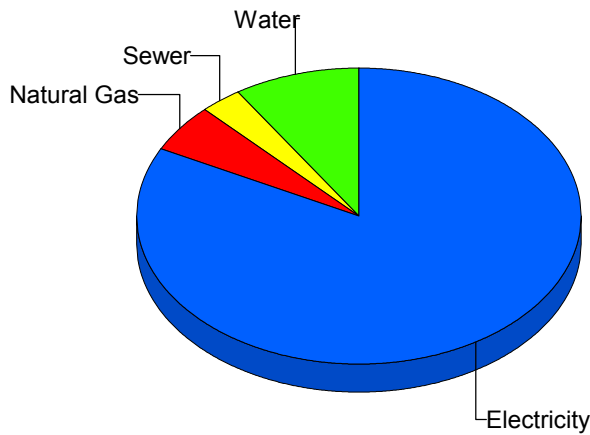
Cost Avoidance Program

Cost Summary Graph

Grouped by Energy Type

Energy Type	Use	Units	Meter Cost	Special Charges	Total Cost	Avg Unit Cost	% of Total Cost
Site: SUNSET HIGH - SUNSET HIGH							
Electricity	10,480	KWH	\$1,851.97	\$0.00	\$1,851.97	0.1767	82.42%
Natural Gas	161	CCF	\$118.39	\$0.00	\$118.39	0.7353	5.27%
Water	38	CCF	\$208.09	\$0.00	\$208.09	5.4761	9.26%
Sewer	5	CCF	\$68.59	\$0.00	\$68.59	13.7180	3.05%
Total Cost:			\$2,247.04	\$0.00	\$2,247.04		

For SUNSET HIGH



Electricity	82.4%
Natural Gas	5.3%
Sewer	3.1%
Water	9.3%
Total:	100.0%

Filters: Cost Center Name Not Equal To DoNotReport; Billing Period Equal To 201107All Meter CodesAll Group Names

elpaso

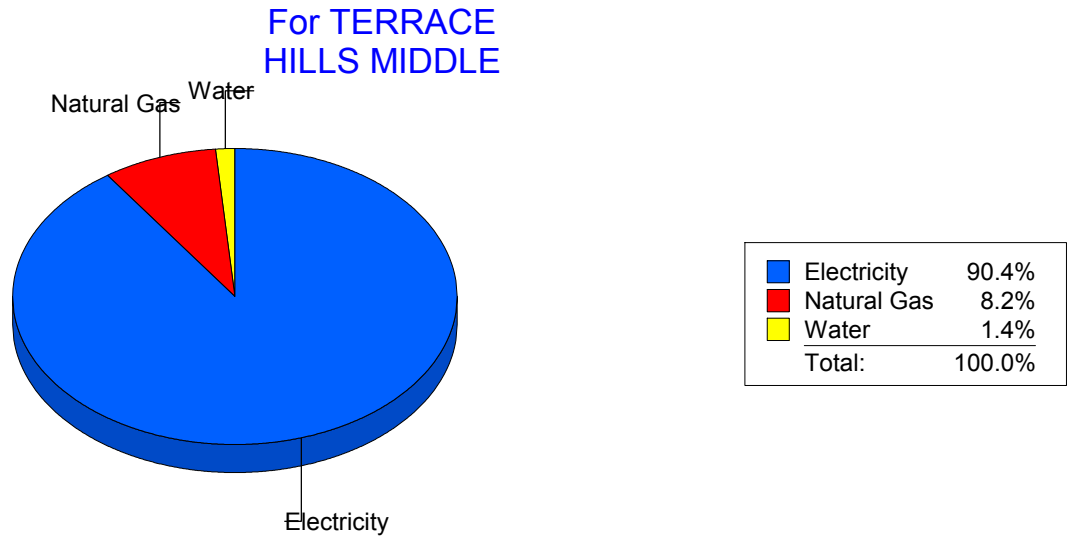
Energy CAP

Cost Avoidance Program

Cost Summary Graph

Grouped by Energy Type

Energy Type	Use	Units	Meter Cost	Special Charges	Total Cost	Avg Unit Cost	% of Total Cost
Site: TERRACE HILLS MIDDLE - TERRACE HILLS MIDDLE							
Electricity	16,350	KWH	\$2,362.98	\$0.00	\$2,362.98	0.1445	90.39%
Natural Gas	294	CCF	\$214.97	\$0.00	\$214.97	0.7312	8.22%
Water	0	CCF	\$36.36	\$0.00	\$36.36	0.0000	1.39%
Total Cost:			\$2,614.31	\$0.00	\$2,614.31		



Filters: Cost Center Name Not Equal To DoNotReport; Billing Period Equal To 201107All Meter CodesAll Group Names

elpaso

Energy CAP

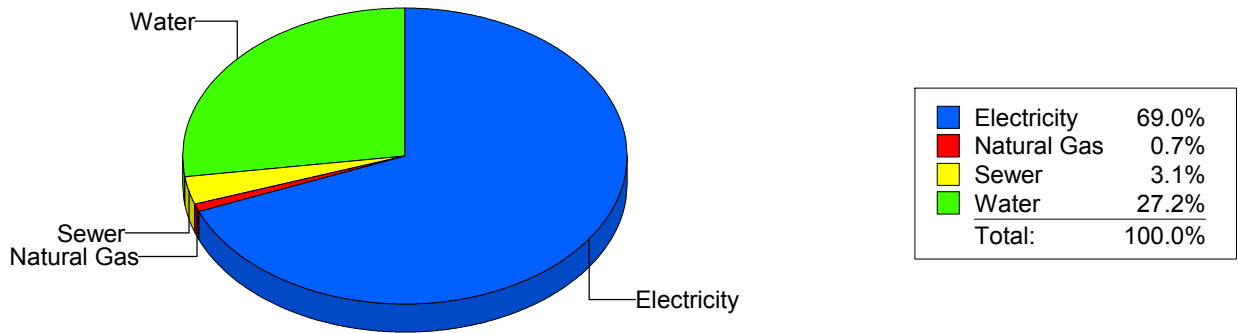
Cost Avoidance Program

Cost Summary Graph

Grouped by Energy Type

Energy Type	Use	Units	Meter Cost	Special Charges	Total Cost	Avg Unit Cost	% of Total Cost
Site: TIPPIN - TIPPIN ELEMENTARY							
Electricity	33,720	KWH	\$5,318.28	\$0.00	\$5,318.28	0.1577	68.95%
Natural Gas	40	CCF	\$52.75	\$0.00	\$52.75	1.3188	0.68%
Water	496	CCF	\$2,099.95	\$0.00	\$2,099.95	4.2338	27.23%
Sewer	82	CCF	\$241.75	\$0.00	\$241.75	2.9482	3.13%
Total Cost:			\$7,712.73	\$0.00	\$7,712.73		

For TIPPIN ELEMENTARY



Filters: Cost Center Name Not Equal To DoNotReport; Billing Period Equal To 201107All Meter CodesAll Group Names

elpaso

Energy CAP

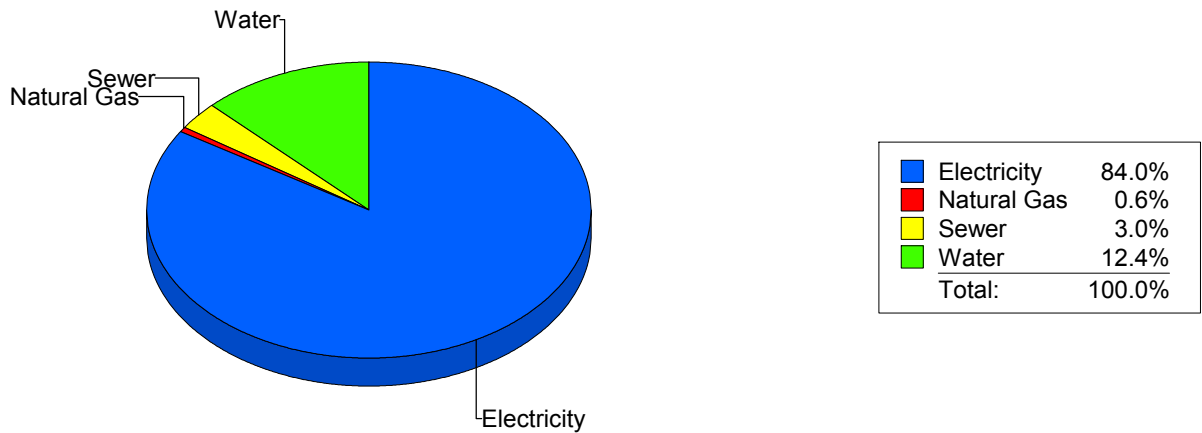
Cost Avoidance Program

Cost Summary Graph

Grouped by Energy Type

Energy Type	Use	Units	Meter Cost	Special Charges	Total Cost	Avg Unit Cost	% of Total Cost
Site: TOMLEA - TOM LEA							
Electricity	51,000	KWH	\$6,016.30	\$0.00	\$6,016.30	0.1180	84.00%
Natural Gas	17	CCF	\$41.60	\$0.00	\$41.60	2.4471	0.58%
Water	211	CCF	\$888.05	\$0.00	\$888.05	4.2088	12.40%
Sewer	62	CCF	\$216.35	\$0.00	\$216.35	3.4895	3.02%
Total Cost:			\$7,162.30	\$0.00	\$7,162.30		

For TOM LEA



Filters: Cost Center Name Not Equal To DoNotReport; Billing Period Equal To 201107All Meter CodesAll Group Names

elpaso

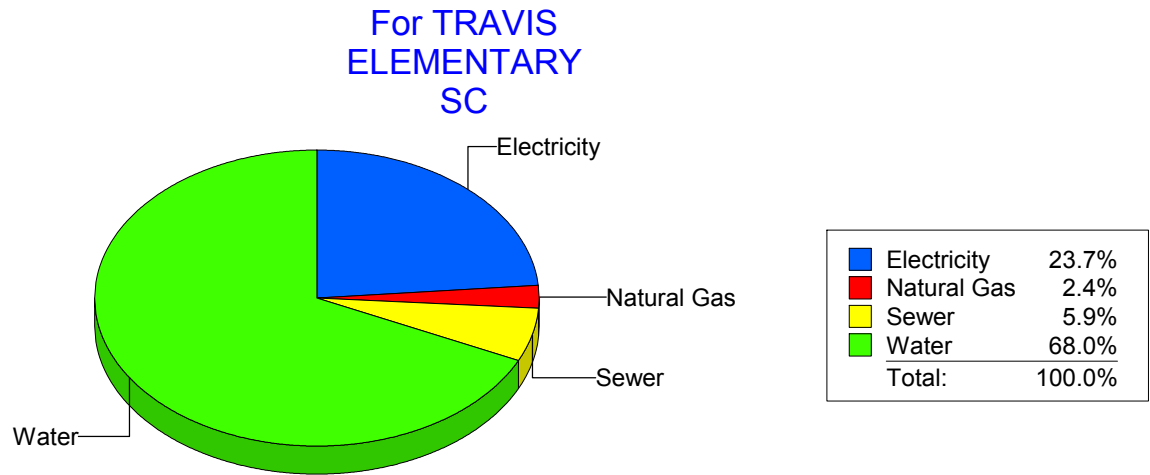
Energy CAP

Cost Avoidance Program

Cost Summary Graph

Grouped by Energy Type

Energy Type	Use	Units	Meter Cost	Special Charges	Total Cost	Avg Unit Cost	% of Total Cost
Site: TRAVIS ELEMENTARY SC - TRAVIS ELEMENTARY SC							
Electricity	9,135	KWH	\$959.89	\$0.00	\$959.89	0.1051	23.71%
Natural Gas	63	CCF	\$97.26	\$0.00	\$97.26	1.5438	2.40%
Water	628	CCF	\$2,753.82	\$0.00	\$2,753.82	4.3851	68.02%
Sewer	99	CCF	\$237.45	\$0.00	\$237.45	2.3985	5.87%
Total Cost:			\$4,048.42	\$0.00	\$4,048.42		



Filters: Cost Center Name Not Equal To DoNotReport; Billing Period Equal To 201107All Meter CodesAll Group Names

elpaso

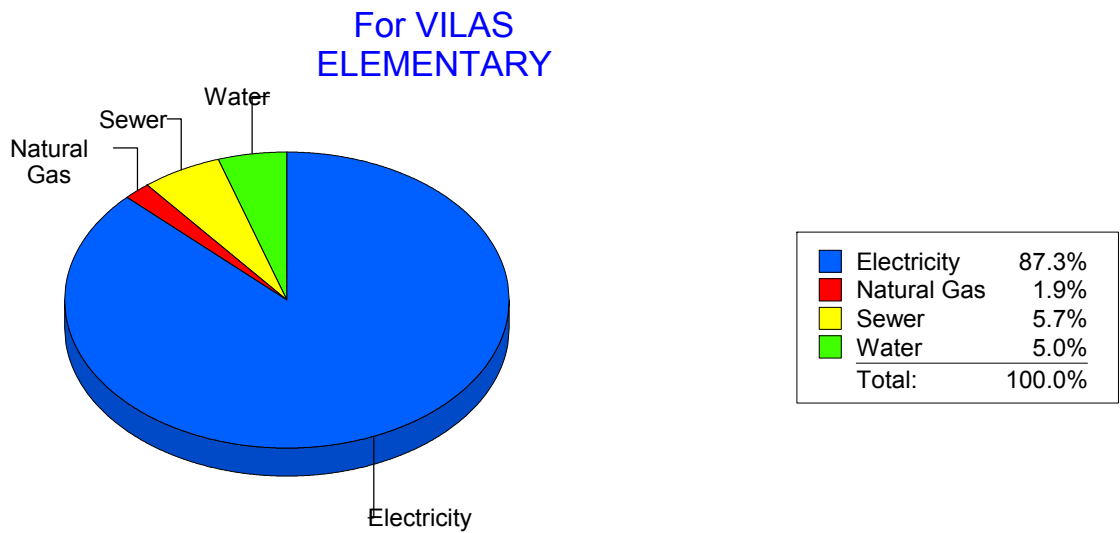
Energy CAP

Cost Avoidance Program

Cost Summary Graph

Grouped by Energy Type

Energy Type	Use	Units	Meter Cost	Special Charges	Total Cost	Avg Unit Cost	% of Total Cost
Site: VILAS ELEMENTARY - VILAS ELEMENTARY							
Electricity	45,640	KWH	\$6,791.13	\$0.00	\$6,791.13	0.1488	87.28%
Natural Gas	64	CCF	\$150.94	\$0.00	\$150.94	2.3584	1.94%
Water	73	CCF	\$391.97	\$0.00	\$391.97	5.3695	5.04%
Sewer	148	CCF	\$447.03	\$0.00	\$447.03	3.0205	5.75%
Total Cost:			\$7,781.07	\$0.00	\$7,781.07		



Filters: Cost Center Name Not Equal To DoNotReport; Billing Period Equal To 201107All Meter CodesAll Group Names

elpaso

Energy CAP

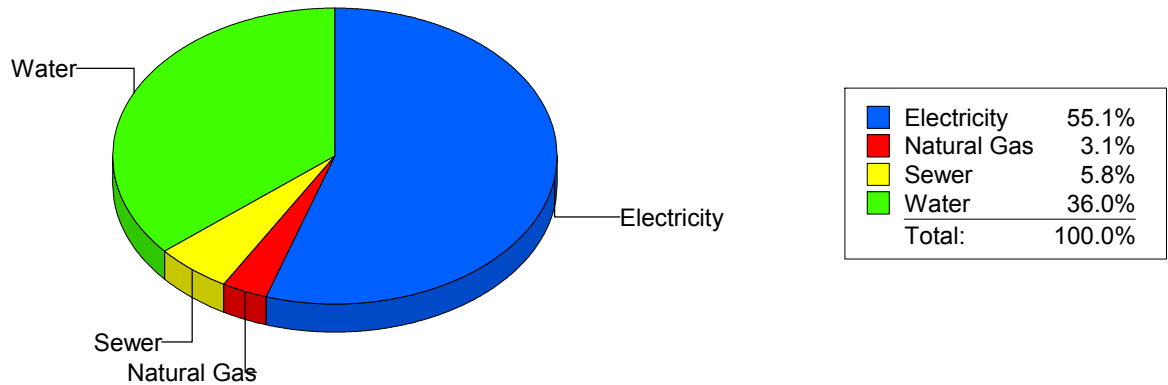
Cost Avoidance Program

Cost Summary Graph

Grouped by Energy Type

Energy Type	Use	Units	Meter Cost	Special Charges	Total Cost	Avg Unit Cost	% of Total Cost
Site: WAINWRIGHT ELEMENTAR - WAINWRIGHT ELEMENTAR							
Electricity	13,885	KWH	\$1,771.72	\$0.00	\$1,771.72	0.1276	55.08%
Natural Gas	0	CCF	\$100.14	\$0.00	\$100.14	0.0000	3.11%
Water	277	CCF	\$1,157.89	\$0.00	\$1,157.89	4.1801	36.00%
Sewer	41	CCF	\$186.66	\$0.00	\$186.66	4.5527	5.80%
Total Cost:			\$3,216.41	\$0.00	\$3,216.41		

For
WAINWRIGHT
ELEMENTAR



Filters: Cost Center Name Not Equal To DoNotReport; Billing Period Equal To 201107All Meter CodesAll Group Names

elpaso

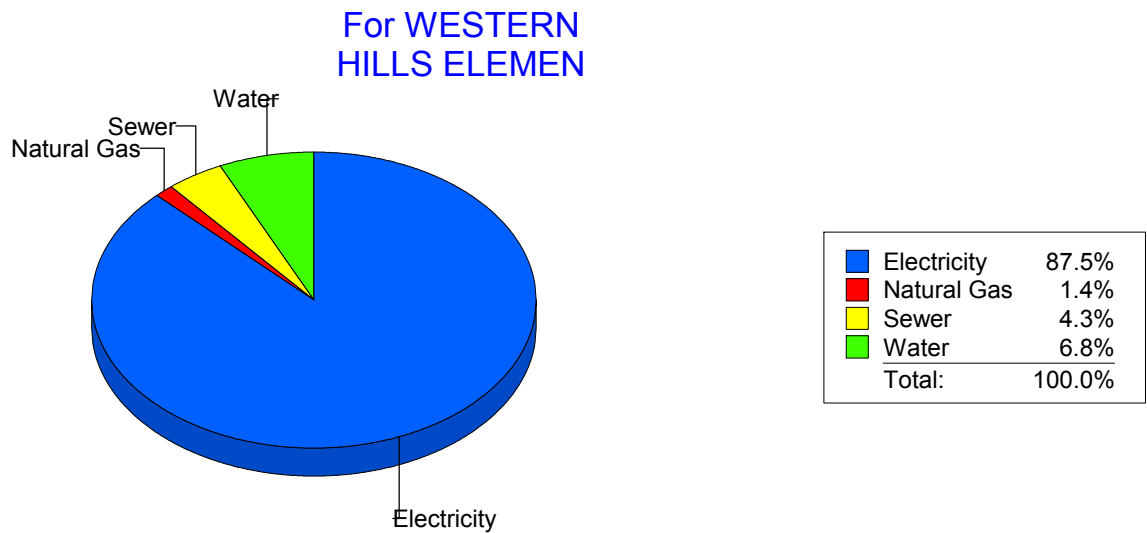
Energy CAP

Cost Avoidance Program

Cost Summary Graph

Grouped by Energy Type

Energy Type	Use	Units	Meter Cost	Special Charges	Total Cost	Avg Unit Cost	% of Total Cost
Site: WESTERN HILLS ELEMEN - WESTERN HILLS ELEMEN							
Electricity	40,800	KWH	\$7,447.42	\$0.00	\$7,447.42	0.1825	87.50%
Natural Gas	165	CCF	\$120.83	\$0.00	\$120.83	0.7323	1.42%
Water	283	CCF	\$579.75	\$0.00	\$579.75	2.0486	6.81%
Sewer	70	CCF	\$363.09	\$0.00	\$363.09	5.1870	4.27%
Total Cost:			\$8,511.09	\$0.00	\$8,511.09		



Filters: Cost Center Name Not Equal To DoNotReport; Billing Period Equal To 201107All Meter CodesAll Group Names

el Paso

Energy CAP

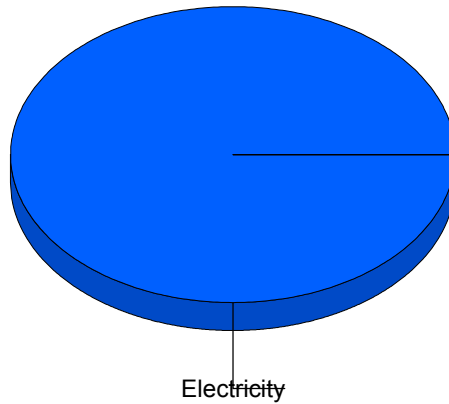
Cost Avoidance Program

Cost Summary Graph

Grouped by Energy Type

Energy Type	Use	Units	Meter Cost	Special Charges	Total Cost	Avg Unit Cost	% of Total Cost
Site: WESTSIDE TRANSPORTAT - WESTSIDE TRANSPORTAT							
Electricity		1,592 KWH	\$227.17	\$0.00	\$227.17	0.1427	100.00%
Total Cost:			\$227.17	\$0.00	\$227.17		

For WESTSIDE TRANSPORTAT



■ Electricity	100.0%
Total:	100.0%

Filters: Cost Center Name Not Equal To DoNotReport; Billing Period Equal To 201107All Meter CodesAll Group Names

elpaso

Energy CAP

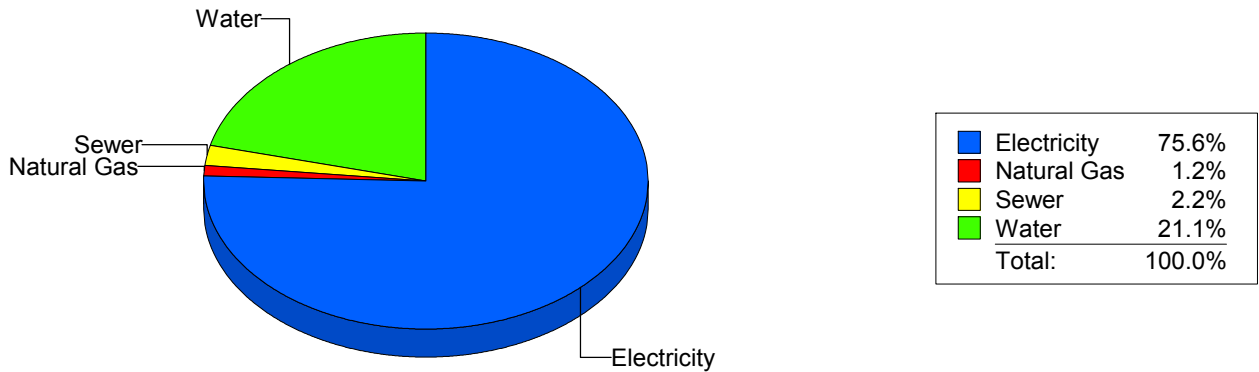
Cost Avoidance Program

Cost Summary Graph

Grouped by Energy Type

Energy Type	Use	Units	Meter Cost	Special Charges	Total Cost	Avg Unit Cost	% of Total Cost
Site: WHITAKER ELEMENTARY - WHITAKER ELEMENTARY							
Electricity	57,840	KWH	\$9,356.60	\$0.00	\$9,356.60	0.1618	75.55%
Natural Gas	202	CCF	\$143.04	\$0.00	\$143.04	0.7081	1.16%
Water	1,255	CCF	\$2,608.19	\$0.00	\$2,608.19	2.0782	21.06%
Sewer	109	CCF	\$276.04	\$0.00	\$276.04	2.5325	2.23%
Total Cost:			\$12,383.87	\$0.00	\$12,383.87		

For WHITAKER ELEMENTARY



Filters: Cost Center Name Not Equal To DoNotReport; Billing Period Equal To 201107All Meter CodesAll Group Names

elpaso

Energy CAP

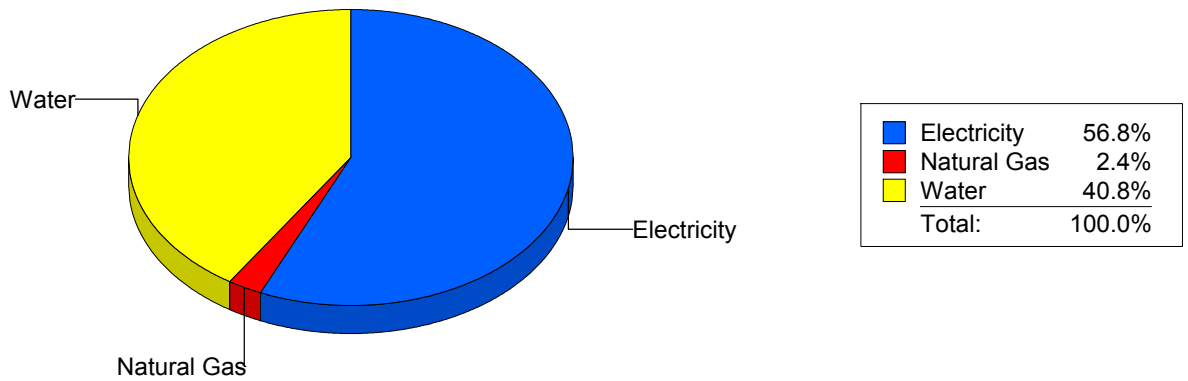
Cost Avoidance Program

Cost Summary Graph

Grouped by Energy Type

Energy Type	Use	Units	Meter Cost	Special Charges	Total Cost	Avg Unit Cost	% of Total Cost
Site: WIGGS MIDDLE SCHOOL - WIGGS MIDDLE SCHOOL							
Electricity	31,940	KWH	\$4,668.78	\$0.00	\$4,668.78	0.1462	56.79%
Natural Gas	287	CCF	\$194.06	\$0.00	\$194.06	0.6762	2.36%
Water	997	CCF	\$3,357.67	\$0.00	\$3,357.67	3.3678	40.85%
Total Cost:			\$8,220.51	\$0.00	\$8,220.51		

For WIGGS MIDDLE SCHOOL



Filters: Cost Center Name Not Equal To DoNotReport; Billing Period Equal To 201107All Meter CodesAll Group Names

el paso

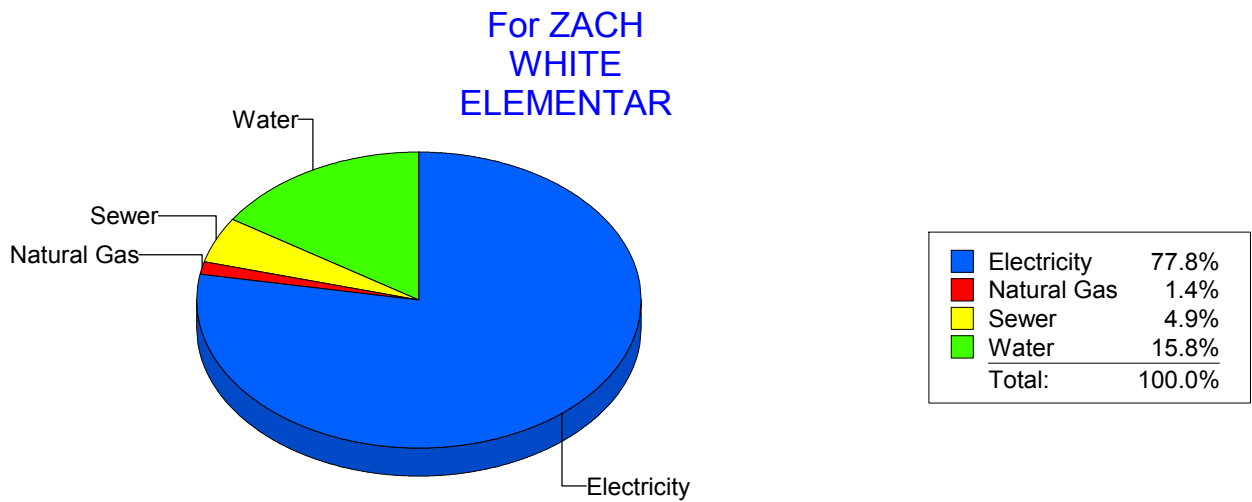
Energy CAP

Cost Avoidance Program

Cost Summary Graph

Grouped by Energy Type

Energy Type	Use	Units	Meter Cost	Special Charges	Total Cost	Avg Unit Cost	% of Total Cost
Site: ZACH WHITE ELEMENTAR - ZACH WHITE ELEMENTAR							
Electricity	30,300	KWH	\$6,254.25	\$0.00	\$6,254.25	0.2064	77.81%
Natural Gas	101	CCF	\$115.76	\$0.00	\$115.76	1.1461	1.44%
Water	501	CCF	\$1,273.82	\$0.00	\$1,273.82	2.5426	15.85%
Sewer	104	CCF	\$394.17	\$0.00	\$394.17	3.7901	4.90%
Total Cost:			\$8,038.00	\$0.00	\$8,038.00		



Filters: Cost Center Name Not Equal To DoNotReport; Billing Period Equal To 201107All Meter CodesAll Group Names

elpaso

Energy CAP

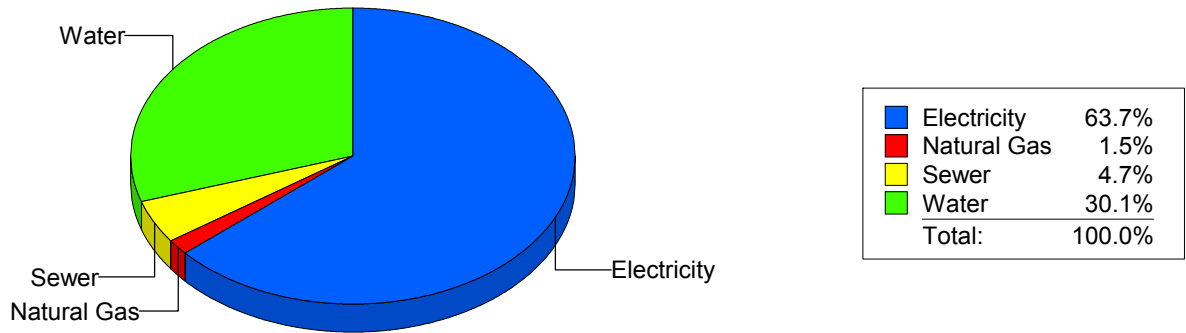
Cost Avoidance Program

Cost Summary Graph

Grouped by Energy Type

Energy Type	Use	Units	Meter Cost	Special Charges	Total Cost	Avg Unit Cost	% of Total Cost
Site: ZAVALA ELEMENTARY SC - ZAVALA ELEMENTARY SC							
Electricity	16,004	KWH	\$1,693.75	\$0.00	\$1,693.75	0.1058	63.66%
Natural Gas	15	CCF	\$40.65	\$0.00	\$40.65	2.7100	1.53%
Water	178	CCF	\$800.60	\$0.00	\$800.60	4.4978	30.09%
Sewer	50	CCF	\$125.74	\$0.00	\$125.74	2.5148	4.73%
Total Cost:			\$2,660.74	\$0.00	\$2,660.74		

For ZAVALA
ELEMENTARY
SC



Filters: Cost Center Name Not Equal To DoNotReport; Billing Period Equal To 201107All Meter CodesAll Group Names

elpaso

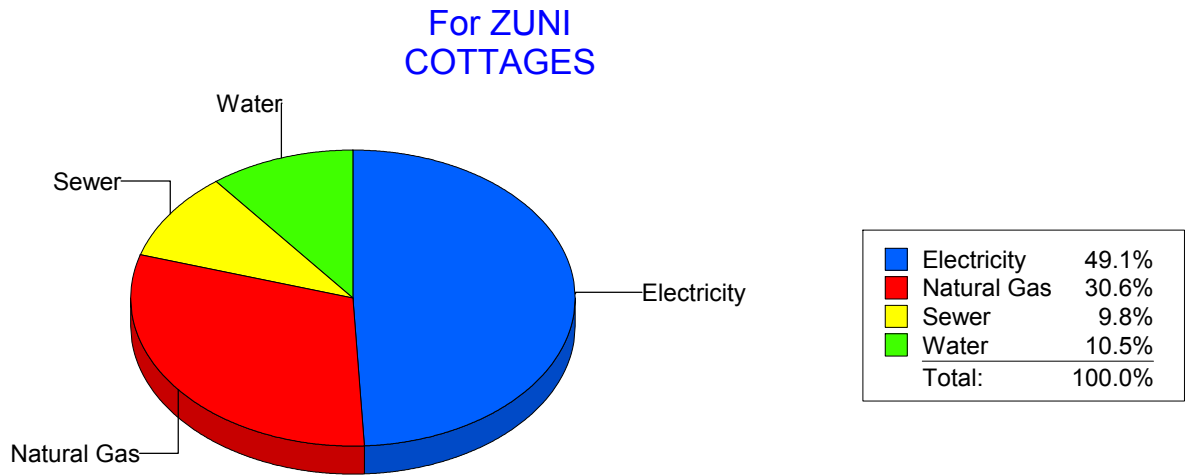
Energy CAP

Cost Avoidance Program

Cost Summary Graph

Grouped by Energy Type

Energy Type	Use	Units	Meter Cost	Special Charges	Total Cost	Avg Unit Cost	% of Total Cost
Site: ZUNI COTTAGES - ZUNI COTTAGES							
Electricity		579 KWH	\$107.22	\$0.00	\$107.22	0.1852	49.11%
Natural Gas		0 CCF	\$66.76	\$0.00	\$66.76	0.0000	30.58%
Water		1 CCF	\$22.85	\$0.00	\$22.85	22.8500	10.47%
Sewer		1 CCF	\$21.49	\$0.00	\$21.49	21.4900	9.84%
Total Cost:			\$218.32	\$0.00	\$218.32		



Filters: Cost Center Name Not Equal To DoNotReport; Billing Period Equal To 201107All Meter CodesAll Group Names

el Paso

Energy CAP

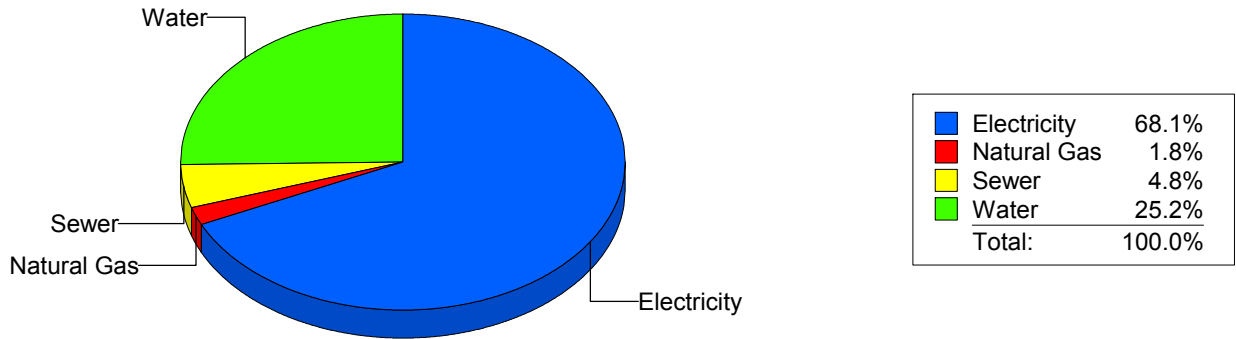
Cost Avoidance Program

Cost Summary Graph

Grouped by Energy Type

Energy Type	Use	Units	Meter Cost	Special Charges	Total Cost	Avg Unit Cost	% of Total Cost
All Sites							
Electricity	4,095,729	KWH	\$560,033.07	\$0.00	\$560,033.07	0.1367	68.15%
Natural Gas	15,407	CCF	\$14,994.74	\$0.00	\$14,994.74	0.9732	1.82%
Water	72,009	CCF	\$206,933.36	\$0.00	\$206,933.36	2.8737	25.18%
Sewer	18,100	CCF	\$39,851.55	\$0.00	\$39,851.55	2.2017	4.85%
Total Cost:			\$821,812.72	\$0.00	\$821,812.72		

For All Sites



Filters: Cost Center Name Not Equal To DoNotReport; Billing Period Equal To 201107All Meter CodesAll Group Names