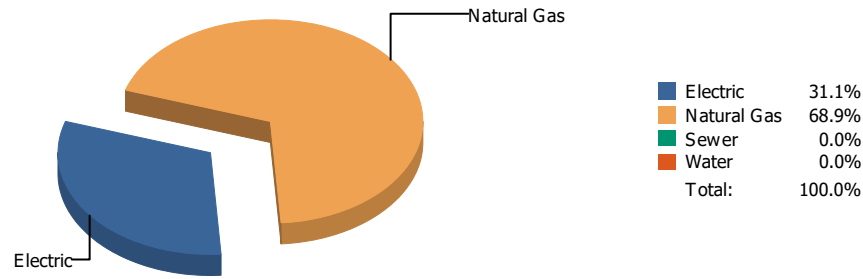
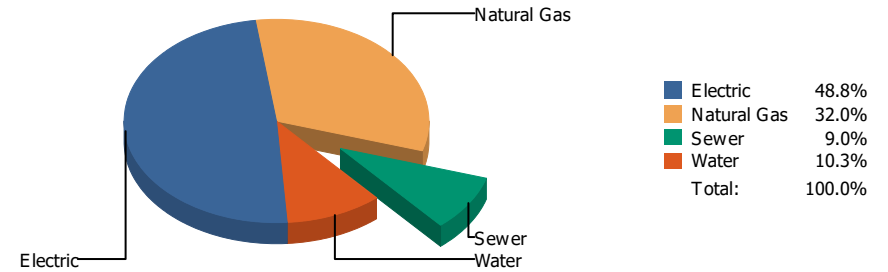


**Energy**



**Cost**

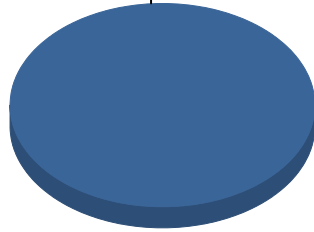


Commodity	Common Use	Energy Use	Energy Use / Area	Total Cost	Cost / Unit	Cost / Area
<b>Place Summary Report</b>						
<b>Area: 10,194,175 SqFt</b>						
<b>Billing Period: Mar 2023</b>						
ELECTRIC	4,292,280.94 kWh	14,645,263 KBtu	1.362 KBtu/SqFt	\$497,058.01	\$0.116 /kWh	\$0.046 /SqFt
NATURALGAS	315,302.00 CCF	32,476,106 KBtu	3.076 KBtu/SqFt	\$325,651.58	\$1.033 /CCF	\$0.031 /SqFt
SEWER	11,245.00 CCF			\$91,262.49	\$8.116 /CCF	\$0.009 /SqFt
WATER	16,152.00 CCF			\$104,808.05	\$6.489 /CCF	\$0.010 /SqFt
<b>Totals:</b>		<b>47,121,369 KBtu</b>	<b>4.439 KBtu/SqFt</b>	<b>\$1,018,780.13</b>		

\* Please note per area calculations only include buildings with a floor area greater than 0.

Energy

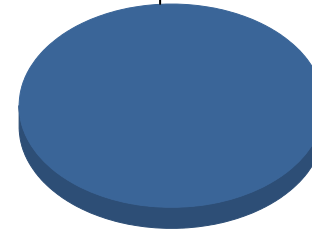
Electric



■ Electric 100.0%  
Total: 100.0%

Cost

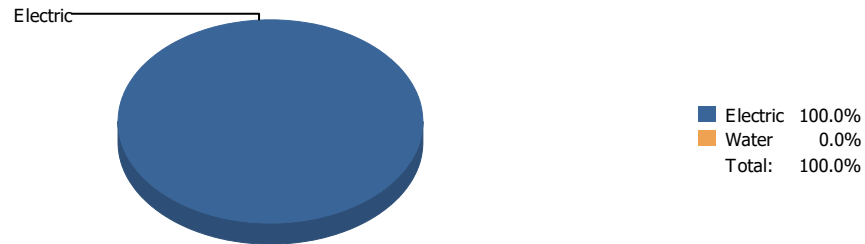
Electric



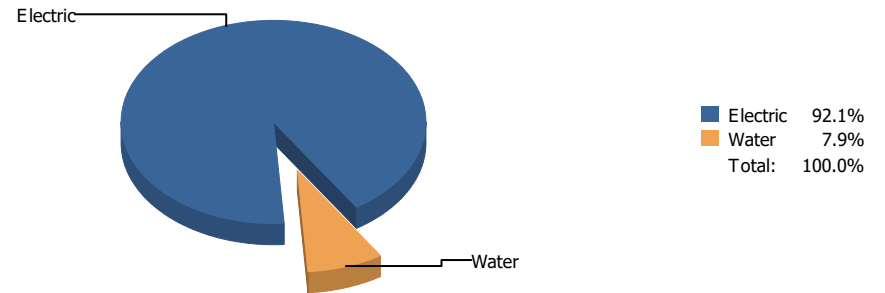
■ Electric 100.0%  
Total: 100.0%

Commodity	Common Use	Energy Use	Energy Use / Area	Total Cost	Cost / Unit	Cost / Area
<b>Place: [ALAMO] ALAMO 101 [BUILDING]</b>						
<b>Area: 58,978 SqFt</b>						
<b>Billing Period: Mar 2023</b>						
ELECTRIC	3,300.00 kWh	11,260 KBtu	0.191 KBtu/SqFt	\$333.82	\$0.101 /kWh	\$0.006 /SqFt
<b>Totals:</b>		<b>11,260 KBtu</b>	<b>0.191 KBtu/SqFt</b>	<b>\$333.82</b>		

**Energy**

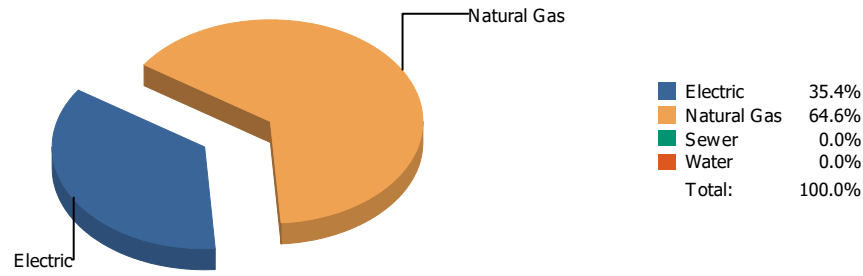


**Cost**

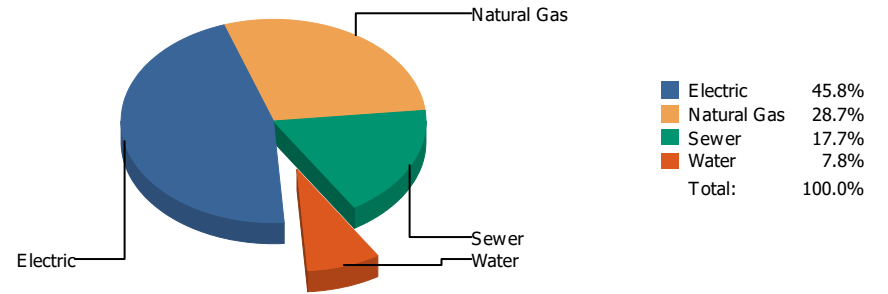


Commodity	Common Use	Energy Use	Energy Use / Area	Total Cost	Cost / Unit	Cost / Area
<b>Place: [ALTA] ALTA VISTA 102 [BUILDING]</b>						
<b>Area: 68,463 SqFt</b>						
<b>Billing Period: Mar 2023</b>						
ELECTRIC	4,200.00 kWh	14,330 KBtu	0.209 KBtu/SqFt	\$361.88	\$0.086 /kWh	\$0.005 /SqFt
WATER	0.00 CCF			\$31.18	\$0.000 /CCF	\$0.000 /SqFt
<b>Totals:</b>		<b>14,330 KBtu</b>	<b>0.209 KBtu/SqFt</b>	<b>\$393.06</b>		

**Energy**

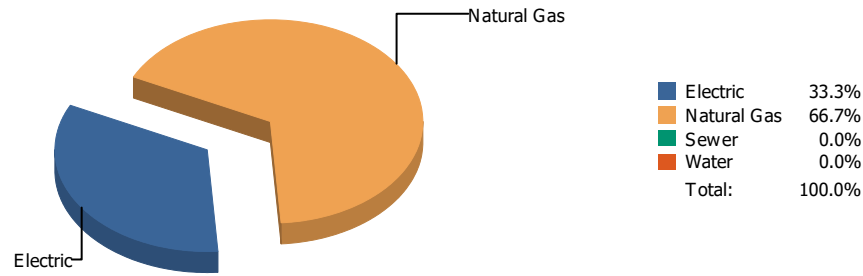


**Cost**

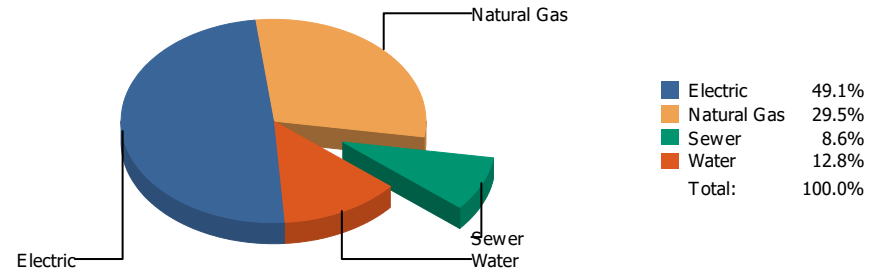


Commodity	Common Use	Energy Use	Energy Use / Area	Total Cost	Cost / Unit	Cost / Area
<b>Place: [ADDRESS] ADDRESS      001 [BUILDING]</b>						
<b>Area: 266,968 SqFt</b>						
<b>Billing Period: Mar 2023</b>						
ELECTRIC	153,177.00 kWh	522,640 KBtu	1.958 KBtu/SqFt	\$17,168.41	\$0.112 /kWh	\$0.064 /SqFt
NATURALGAS	9,243.00 CCF	952,029 KBtu	3.566 KBtu/SqFt	\$10,739.02	\$1.162 /CCF	\$0.040 /SqFt
SEWER	1,346.00 CCF			\$6,627.31	\$4.924 /CCF	\$0.025 /SqFt
WATER	553.00 CCF			\$2,910.99	\$5.264 /CCF	\$0.011 /SqFt
<b>Totals:</b>		<b>1,474,669 KBtu</b>	<b>5.524 KBtu/SqFt</b>	<b>\$37,445.73</b>		

**Energy**

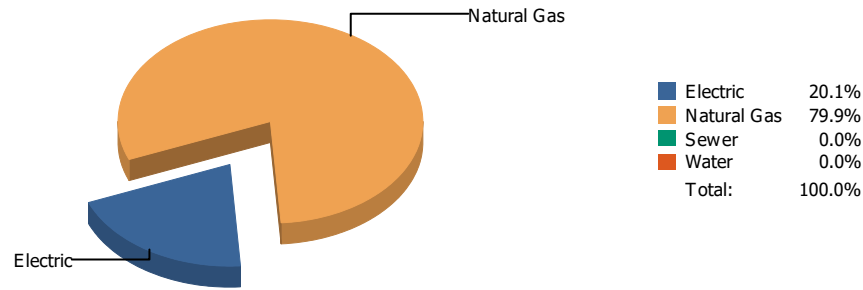


**Cost**

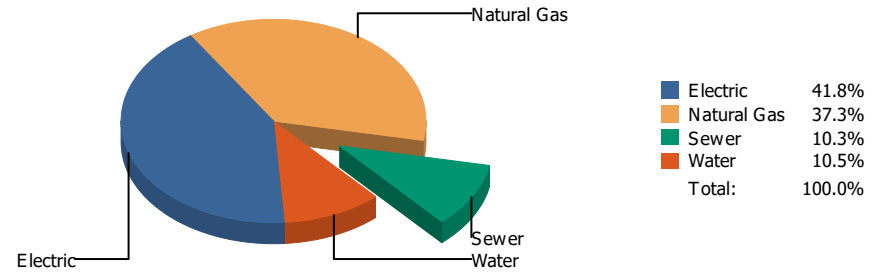


Commodity	Common Use	Energy Use	Energy Use / Area	Total Cost	Cost / Unit	Cost / Area
<b>Place: [AOY] AOY      103 [BUILDING]</b>						
<b>Area: 105,486 SqFt</b>						
<b>Billing Period: Mar 2023</b>						
ELECTRIC	41,729.00 kWh	142,379 KBtu	1.350 KBtu/SqFt	\$4,881.65	\$0.117 /kWh	\$0.046 /SqFt
NATURALGAS	2,765.00 CCF	284,795 KBtu	2.700 KBtu/SqFt	\$2,934.88	\$1.061 /CCF	\$0.028 /SqFt
SEWER	36.00 CCF			\$856.59	\$23.794 /CCF	\$0.008 /SqFt
WATER	87.00 CCF			\$1,272.75	\$14.629 /CCF	\$0.012 /SqFt
<b>Totals:</b>		<b>427,174 KBtu</b>	<b>4.050 KBtu/SqFt</b>	<b>\$9,945.87</b>		

**Energy**

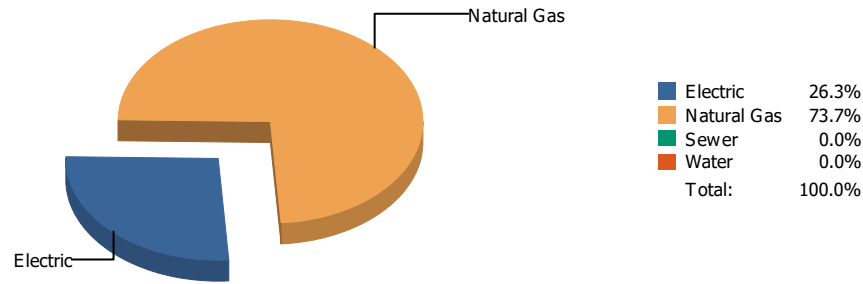


**Cost**

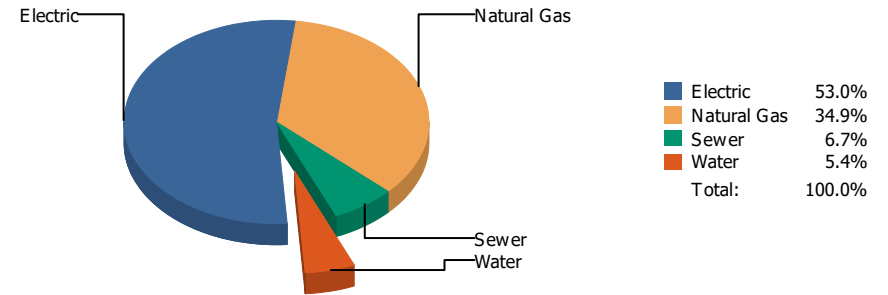


Commodity	Common Use	Energy Use	Energy Use / Area	Total Cost	Cost / Unit	Cost / Area
<b>Place: [AUSTIN] AUSTIN      002 [BUILDING]</b>						
<b>Area: 269,216 SqFt</b>						
<b>Billing Period: Mar 2023</b>						
ELECTRIC	97,072.00 kWh	331,210 KBtu	1.230 KBtu/SqFt	\$13,689.99	\$0.141 /kWh	\$0.050 /SqFt
NATURALGAS	12,779.00 CCF	1,316,237 KBtu	4.889 KBtu/SqFt	\$12,217.06	\$0.956 /CCF	\$0.045 /SqFt
SEWER	438.00 CCF			\$3,363.89	\$7.680 /CCF	\$0.012 /SqFt
WATER	559.00 CCF			\$3,446.85	\$6.166 /CCF	\$0.013 /SqFt
<b>Totals:</b>		<b>1,647,447 KBtu</b>	<b>6.119 KBtu/SqFt</b>	<b>\$32,717.79</b>		

**Energy**

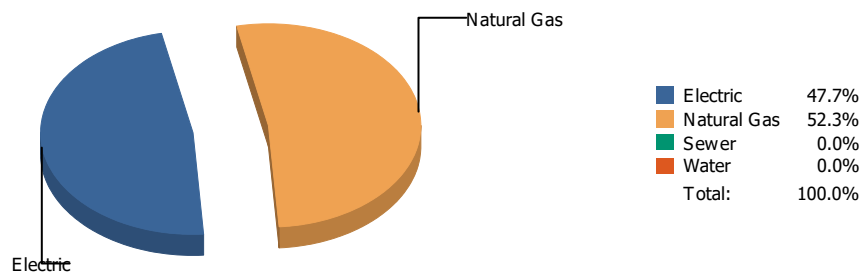


**Cost**

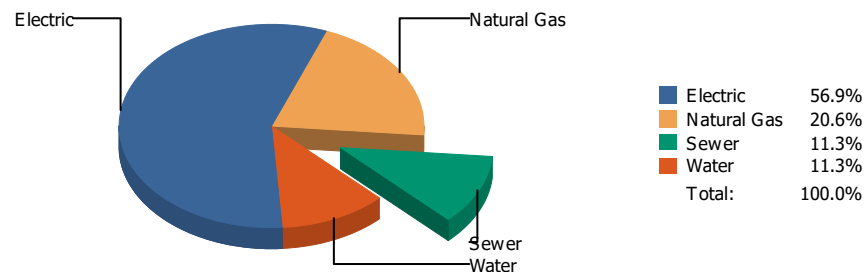


Commodity	Common Use	Energy Use	Energy Use / Area	Total Cost	Cost / Unit	Cost / Area
<b>Place: [BARRONELEMENTARY] BARRON ELEMENTARY 165 [BUILDING]</b>						
<b>Area: 87,818 SqFt</b>						
<b>Billing Period: Mar 2023</b>						
ELECTRIC	47,235.00 kWh	161,166 KBtu	1.835 KBtu/SqFt	\$6,363.97	\$0.135 /kWh	\$0.072 /SqFt
NATURALGAS	4,393.00 CCF	452,479 KBtu	5.152 KBtu/SqFt	\$4,194.64	\$0.955 /CCF	\$0.048 /SqFt
SEWER	41.00 CCF			\$799.80	\$19.507 /CCF	\$0.009 /SqFt
WATER	15.00 CCF			\$650.42	\$43.361 /CCF	\$0.007 /SqFt
<b>Totals:</b>		<b>613,645 KBtu</b>	<b>6.988 KBtu/SqFt</b>	<b>\$12,008.83</b>		

### Energy



### Cost

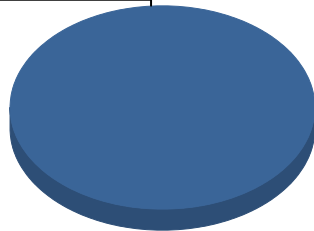


Commodity	Common Use	Energy Use	Energy Use / Area	Total Cost	Cost / Unit	Cost / Area
<b>Place: [BASSETT] BASSETT                      049 [BUILDING]</b>						
<b>Area: 174,250 SqFt</b>						
<b>Billing Period: Mar 2023</b>						
ELECTRIC	120,200.00 kWh	410,122 KBtu	2.354 KBtu/SqFt	\$12,670.27	\$0.105 /kWh	\$0.073 /SqFt
NATURALGAS	4,373.00 CCF	450,419 KBtu	2.585 KBtu/SqFt	\$4,586.77	\$1.049 /CCF	\$0.026 /SqFt
SEWER	563.00 CCF			\$2,505.41	\$4.450 /CCF	\$0.014 /SqFt
WATER	704.00 CCF			\$2,507.86	\$3.562 /CCF	\$0.014 /SqFt
<b>Totals:</b>		<b>860,541 KBtu</b>	<b>4.939 KBtu/SqFt</b>	<b>\$22,270.31</b>		



**Energy**

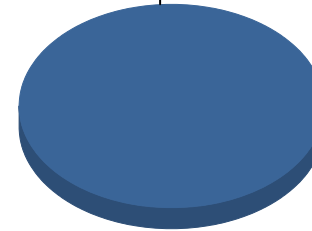
Electric



■ Electric 100.0%  
Total: 100.0%

**Cost**

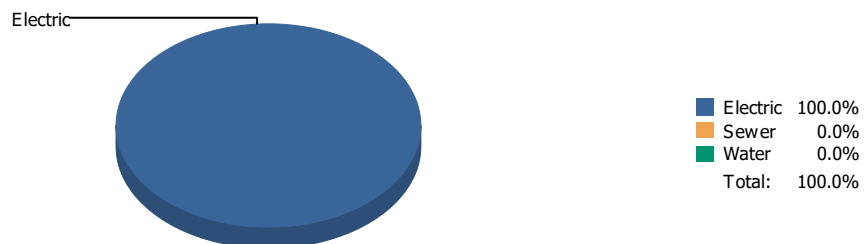
Electric



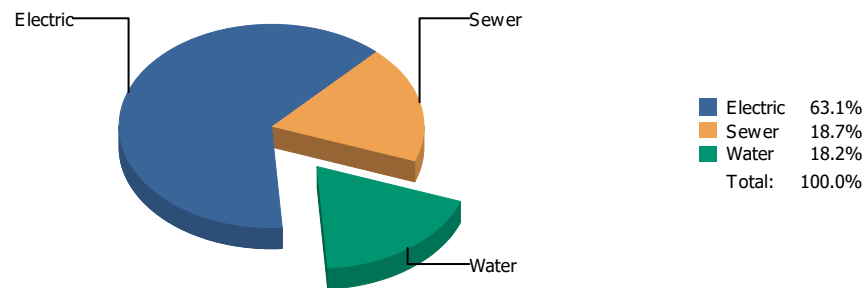
■ Electric 100.0%  
Total: 100.0%

Commodity	Common Use	Energy Use	Energy Use / Area	Total Cost	Cost / Unit	Cost / Area
<b>Place: [BEALL] BEALL      104 [BUILDING]</b>						
<b>Area: 74,454 SqFt</b>						
<b>Billing Period: Mar 2023</b>						
ELECTRIC	1,218.00 kWh	4,156 KBtu	0.056 KBtu/SqFt	\$178.75	\$0.147 /kWh	\$0.002 /SqFt
<b>Totals:</b>		<b>4,156 KBtu</b>	<b>0.056 KBtu/SqFt</b>	<b>\$178.75</b>		

### Energy

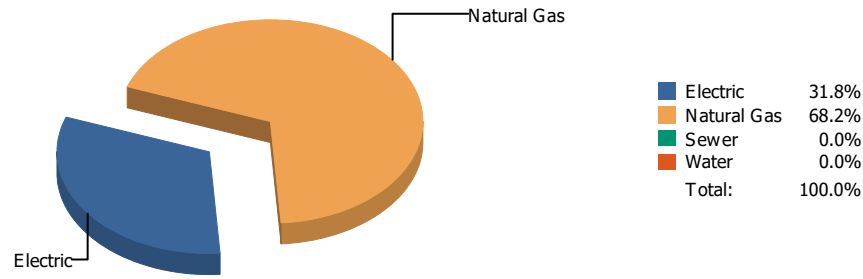


### Cost

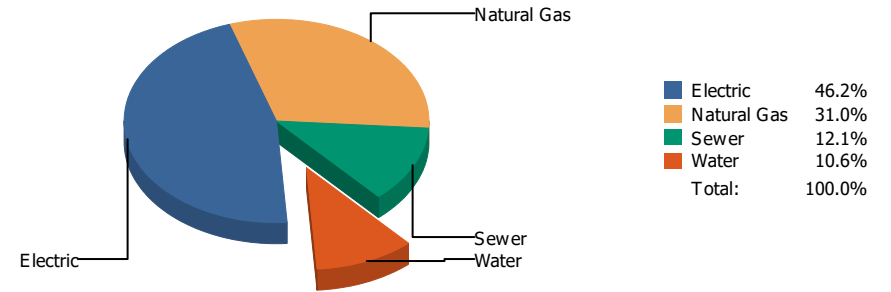


Commodity	Common Use	Energy Use	Energy Use / Area	Total Cost	Cost / Unit	Cost / Area
<b>Place: [BLISS] BLISS      105 [BUILDING]</b>						
<b>Area: 78,820 SqFt</b>						
<b>Billing Period: Mar 2023</b>						
ELECTRIC	17,384.00 kWh	59,314 KBtu	0.753 KBtu/SqFt	\$2,345.56	\$0.135 /kWh	\$0.030 /SqFt
SEWER	84.00 CCF			\$694.79	\$8.271 /CCF	\$0.009 /SqFt
WATER	128.00 CCF			\$678.64	\$5.302 /CCF	\$0.009 /SqFt
<b>Totals:</b>		<b>59,314 KBtu</b>	<b>0.753 KBtu/SqFt</b>	<b>\$3,718.99</b>		

**Energy**

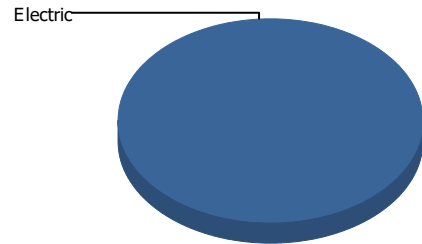


**Cost**



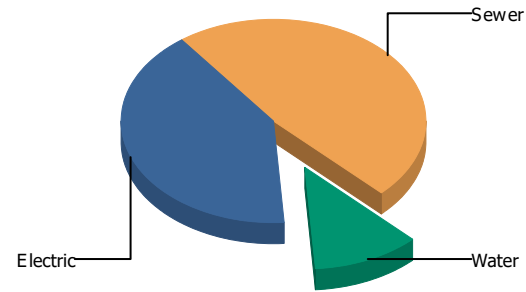
Commodity	Common Use	Energy Use	Energy Use / Area	Total Cost	Cost / Unit	Cost / Area
<b>Place: [BOBBY_JOE_HILL] BOBBY JOE HILL 059 [BUILDING]</b>						
<b>Area: 0 SqFt</b>						
<b>Billing Period: Mar 2023</b>						
ELECTRIC	44,882.00 kWh	153,137 KBtu		\$5,377.75	\$0.120 /kWh	
NATURALGAS	3,189.00 CCF	328,467 KBtu		\$3,606.32	\$1.131 /CCF	
SEWER	119.00 CCF			\$1,408.17	\$11.833 /CCF	
WATER	182.00 CCF			\$1,238.06	\$6.803 /CCF	
<b>Totals:</b>		<b>481,604 KBtu</b>		<b>\$11,630.30</b>		

**Energy**



■ Electric 100.0%  
 ■ Sewer 0.0%  
 ■ Water 0.0%  
 Total: 100.0%

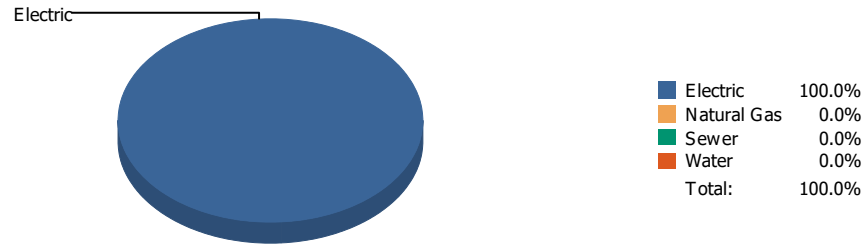
**Cost**



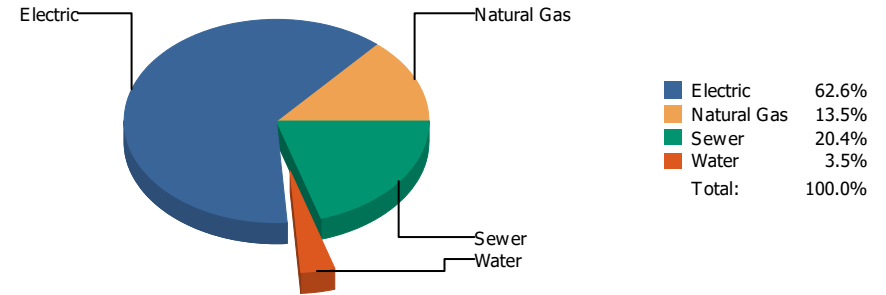
■ Electric 40.7%  
 ■ Sewer 48.0%  
 ■ Water 11.3%  
 Total: 100.0%

Commodity	Common Use	Energy Use	Energy Use / Area	Total Cost	Cost / Unit	Cost / Area
<b>Place: [BOND_2] BOND      160 [BUILDING]</b>						
<b>Area: 89,988 SqFt</b>						
<b>Billing Period: Mar 2023</b>						
ELECTRIC	3,698.00 kWh	12,618 KBtu	0.140 KBtu/SqFt	\$486.65	\$0.132 /kWh	\$0.005 /SqFt
SEWER	1.00 CCF			\$574.42	\$574.420 /CCF	\$0.006 /SqFt
WATER	0.00 CCF			\$134.66	\$0.000 /CCF	\$0.001 /SqFt
<b>Totals:</b>		<b>12,618 KBtu</b>	<b>0.140 KBtu/SqFt</b>	<b>\$1,195.73</b>		

**Energy**

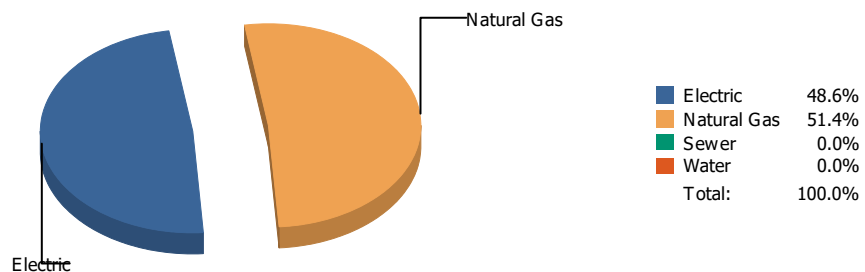


**Cost**

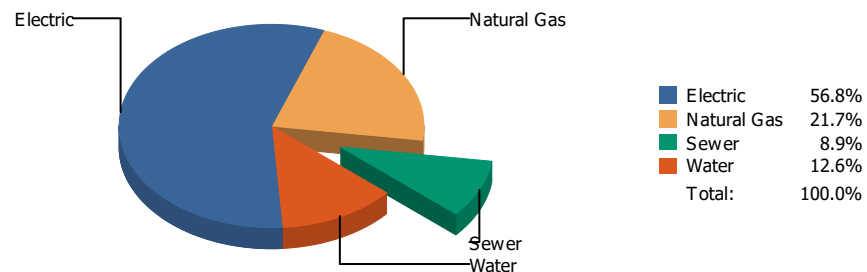


Commodity	Common Use	Energy Use	Energy Use / Area	Total Cost	Cost / Unit	Cost / Area
<b>Place: [BONHAM] BONHAM      106 [BUILDING]</b>						
<b>Area: 53,522 SqFt</b>						
<b>Billing Period: Mar 2023</b>						
ELECTRIC	5,751.00 kWh	19,622 KBtu	0.367 KBtu/SqFt	\$997.32	\$0.173 /kWh	\$0.019 /SqFt
NATURALGAS	0.00 CCF	0 KBtu	0.000 KBtu/SqFt	\$215.04	\$0.000 /CCF	\$0.004 /SqFt
SEWER	5.00 CCF			\$325.24	\$65.048 /CCF	\$0.006 /SqFt
WATER	0.00 CCF			\$55.85	\$0.000 /CCF	\$0.001 /SqFt
<b>Totals:</b>		<b>19,622 KBtu</b>	<b>0.367 KBtu/SqFt</b>	<b>\$1,593.45</b>		

### Energy

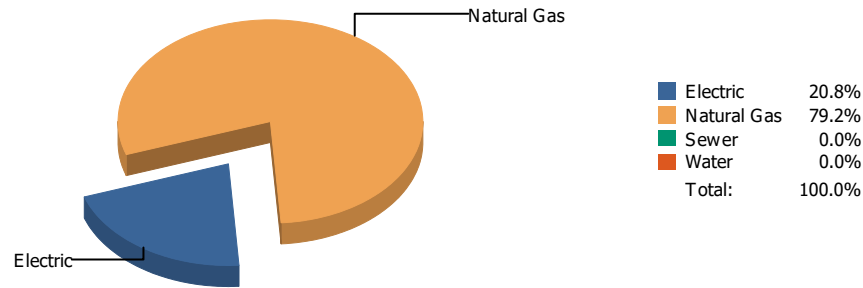


### Cost

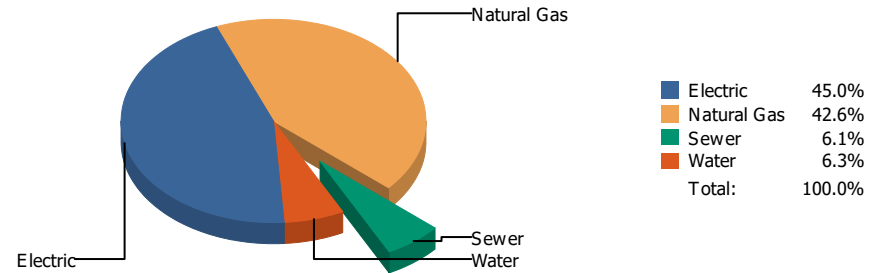


Commodity	Common Use	Energy Use	Energy Use / Area	Total Cost	Cost / Unit	Cost / Area
<b>Place: [BOWIE] BOWIE 003 [BUILDING]</b>						
<b>Area: 282,931 SqFt</b>						
<b>Billing Period: Mar 2023</b>						
ELECTRIC	190,307.00 kWh	649,327 KBtu	2.295 KBtu/SqFt	\$16,910.16	\$0.089 /kWh	\$0.060 /SqFt
NATURALGAS	6,665.00 CCF	686,495 KBtu	2.426 KBtu/SqFt	\$6,467.88	\$0.970 /CCF	\$0.023 /SqFt
SEWER	405.00 CCF			\$2,663.72	\$6.577 /CCF	\$0.009 /SqFt
WATER	801.00 CCF			\$3,753.13	\$4.686 /CCF	\$0.013 /SqFt
<b>Totals:</b>		<b>1,335,822 KBtu</b>	<b>4.721 KBtu/SqFt</b>	<b>\$29,794.89</b>		

**Energy**

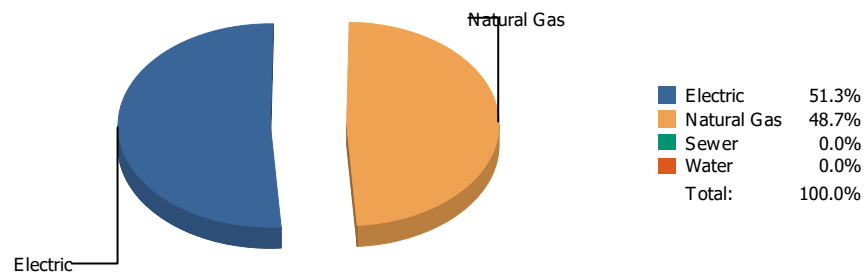


**Cost**

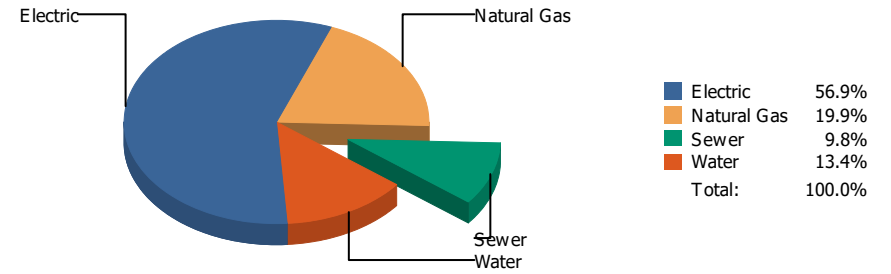


Commodity	Common Use	Energy Use	Energy Use / Area	Total Cost	Cost / Unit	Cost / Area
<b>Place: [BROWN] BROWN MIDDLE SCHOOL 056 [BUILDING]</b>						
<b>Area: 173,263 SqFt</b>						
<b>Billing Period: Mar 2023</b>						
ELECTRIC	66,600.00 kWh	227,239 KBtu	1.312 KBtu/SqFt	\$8,255.89	\$0.124 /kWh	\$0.048 /SqFt
NATURALGAS	8,391.00 CCF	864,273 KBtu	4.988 KBtu/SqFt	\$7,811.17	\$0.931 /CCF	\$0.045 /SqFt
SEWER	143.00 CCF			\$1,121.62	\$7.843 /CCF	\$0.006 /SqFt
WATER	208.00 CCF			\$1,152.82	\$5.542 /CCF	\$0.007 /SqFt
<b>Totals:</b>		<b>1,091,512 KBtu</b>	<b>6.300 KBtu/SqFt</b>	<b>\$18,341.50</b>		

**Energy**



**Cost**

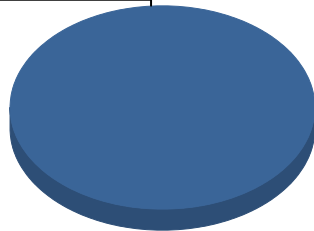


Commodity	Common Use	Energy Use	Energy Use / Area	Total Cost	Cost / Unit	Cost / Area
<b>Place: [BURGES] BURGESS 004 [BUILDING]</b>						
<b>Area: 241,219 SqFt</b>						
<b>Billing Period: Mar 2023</b>						
ELECTRIC	99,791.00 kWh	340,487 KBtu	1.412 KBtu/SqFt	\$12,522.42	\$0.125 /kWh	\$0.051 /SqFt
NATURALGAS	3,140.00 CCF	323,420 KBtu	1.341 KBtu/SqFt	\$4,387.23	\$1.397 /CCF	\$0.018 /SqFt
SEWER	195.00 CCF			\$2,153.82	\$11.045 /CCF	\$0.009 /SqFt
WATER	305.00 CCF			\$2,960.67	\$9.707 /CCF	\$0.012 /SqFt
<b>Totals:</b>		<b>663,907 KBtu</b>	<b>2.752 KBtu/SqFt</b>	<b>\$22,024.14</b>		



**Energy**

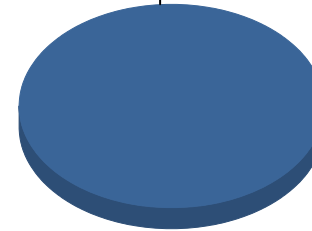
Electric



■ Electric 100.0%  
Total: 100.0%

**Cost**

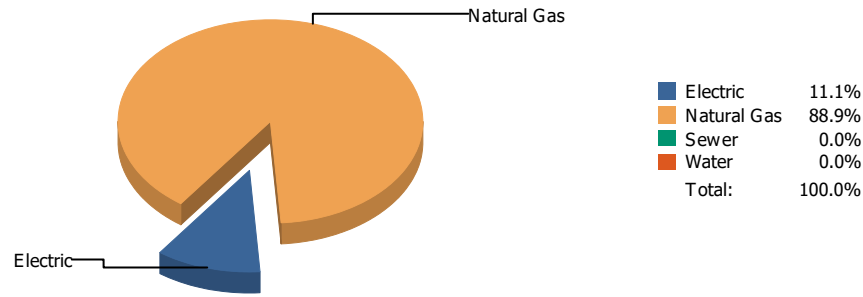
Electric



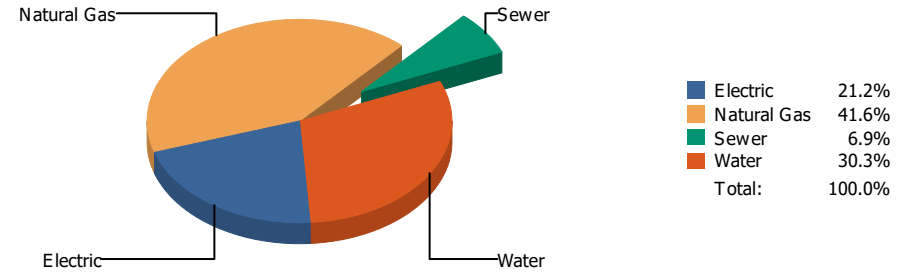
■ Electric 100.0%  
Total: 100.0%

Commodity	Common Use	Energy Use	Energy Use / Area	Total Cost	Cost / Unit	Cost / Area
<b>Place: [BURLESON] BURLESON 107 [BUILDING]</b>						
<b>Area: 73,772 SqFt</b>						
<b>Billing Period: Mar 2023</b>						
ELECTRIC	1,309.00 kWh	4,466 KBtu	0.061 KBtu/SqFt	\$203.62	\$0.156 /kWh	\$0.003 /SqFt
<b>Totals:</b>		<b>4,466 KBtu</b>	<b>0.061 KBtu/SqFt</b>	<b>\$203.62</b>		

**Energy**

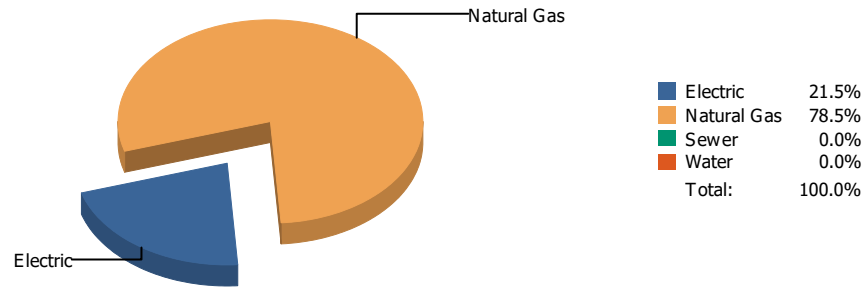


**Cost**

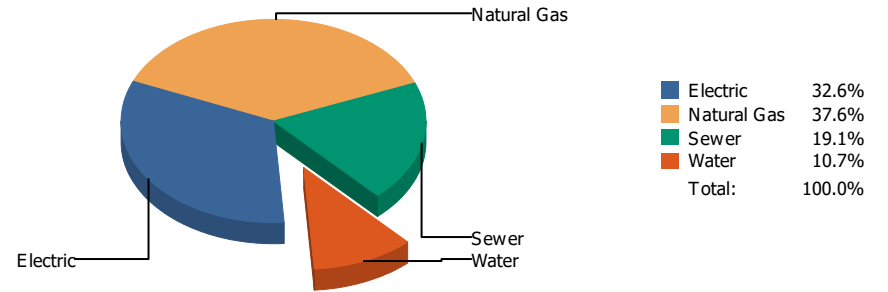


Commodity	Common Use	Energy Use	Energy Use / Area	Total Cost	Cost / Unit	Cost / Area
<b>Place: [BURNET] BURNET      108 [BUILDING]</b>						
<b>Area: 50,520 SqFt</b>						
<b>Billing Period: Mar 2023</b>						
ELECTRIC	9,609.00 kWh	32,786 KBtu	0.649 KBtu/SqFt	\$1,397.41	\$0.145 /kWh	\$0.028 /SqFt
NATURALGAS	2,549.00 CCF	262,547 KBtu	5.197 KBtu/SqFt	\$2,738.77	\$1.074 /CCF	\$0.054 /SqFt
SEWER	29.00 CCF			\$451.00	\$15.552 /CCF	\$0.009 /SqFt
WATER	268.00 CCF			\$1,995.72	\$7.447 /CCF	\$0.039 /SqFt
<b>Totals:</b>		<b>295,333 KBtu</b>	<b>5.846 KBtu/SqFt</b>	<b>\$6,582.90</b>		

**Energy**

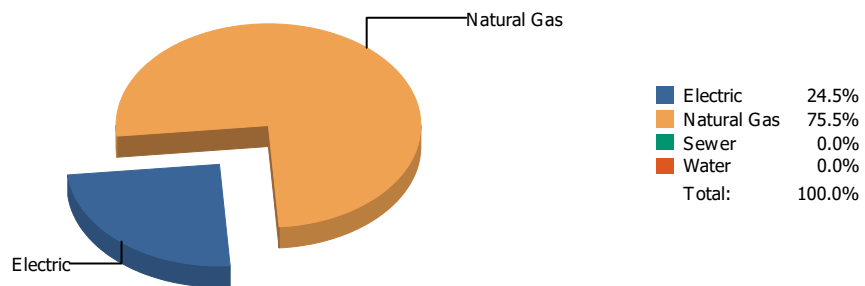


**Cost**

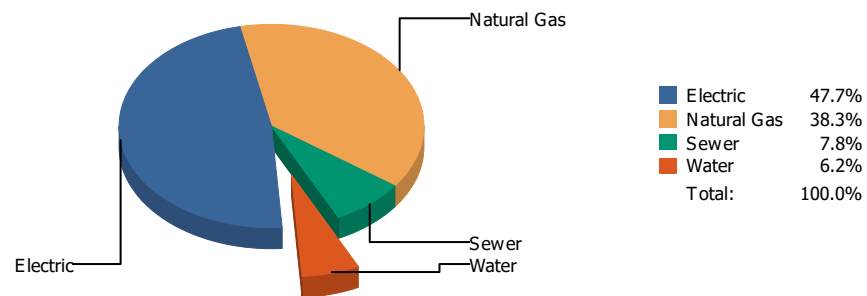


Commodity	Common Use	Energy Use	Energy Use / Area	Total Cost	Cost / Unit	Cost / Area
<b>Place: [CANYON-HILLS] CANYON HILLS 043 [BUILDING]</b>						
<b>Area: 133,149 SqFt</b>						
<b>Billing Period: Mar 2023</b>						
ELECTRIC	30,360.00 kWh	103,588 KBtu	0.778 KBtu/SqFt	\$3,263.62	\$0.107 /kWh	\$0.024 /SqFt
NATURALGAS	3,681.00 CCF	379,143 KBtu	2.848 KBtu/SqFt	\$3,764.98	\$1.023 /CCF	\$0.028 /SqFt
SEWER	200.00 CCF			\$1,918.16	\$9.591 /CCF	\$0.014 /SqFt
WATER	44.00 CCF			\$1,077.46	\$24.488 /CCF	\$0.008 /SqFt
<b>Totals:</b>		<b>482,731 KBtu</b>	<b>3.625 KBtu/SqFt</b>	<b>\$10,024.22</b>		

### Energy

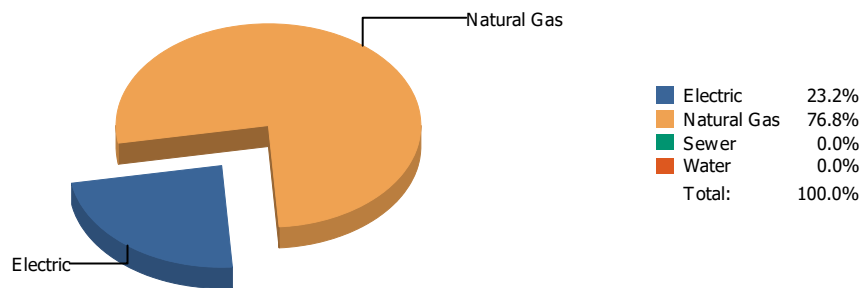


### Cost

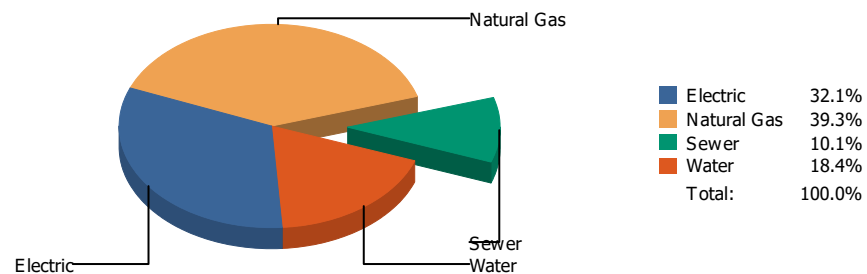


Commodity	Common Use	Energy Use	Energy Use / Area	Total Cost	Cost / Unit	Cost / Area
<b>Place: [CAREER] CAREER AND TECHNOLOGY [BUILDING]</b>						
<b>Area: 146,485 SqFt</b>						
<b>Billing Period: Mar 2023</b>						
ELECTRIC	45,769.00 kWh	156,164 KBtu	1.066 KBtu/SqFt	\$5,552.48	\$0.121 /kWh	\$0.038 /SqFt
NATURALGAS	4,683.00 CCF	482,349 KBtu	3.293 KBtu/SqFt	\$4,457.00	\$0.952 /CCF	\$0.030 /SqFt
SEWER	103.00 CCF			\$902.26	\$8.760 /CCF	\$0.006 /SqFt
WATER	98.00 CCF			\$725.42	\$7.402 /CCF	\$0.005 /SqFt
<b>Totals:</b>		<b>638,513 KBtu</b>	<b>4.359 KBtu/SqFt</b>	<b>\$11,637.16</b>		

### Energy

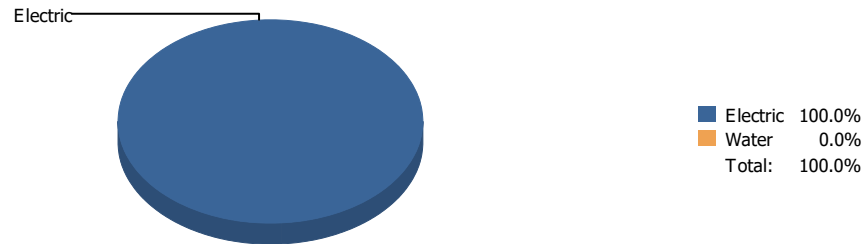


### Cost

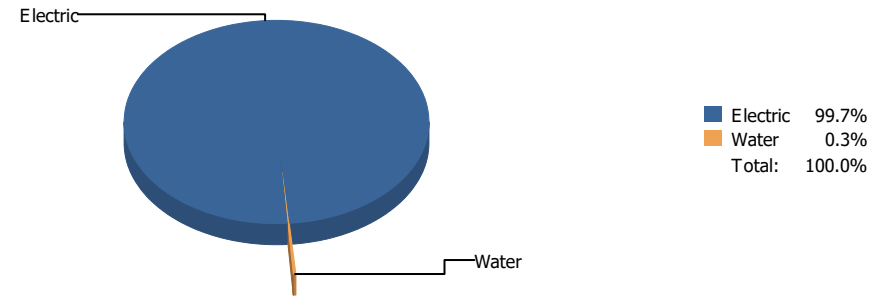


Commodity	Common Use	Energy Use	Energy Use / Area	Total Cost	Cost / Unit	Cost / Area
<b>Place: [CENTRAL_OFFICE_STANTON] CENTRAL OFFICE STANTON [BUILDING]</b>						
<b>Area: 131,287 SqFt</b>						
<b>Billing Period: Mar 2023</b>						
ELECTRIC	24,277.00 kWh	82,833 KBtu	0.631 KBtu/SqFt	\$2,263.08	\$0.093 /kWh	\$0.017 /SqFt
NATURALGAS	2,658.00 CCF	273,774 KBtu	2.085 KBtu/SqFt	\$2,773.27	\$1.043 /CCF	\$0.021 /SqFt
SEWER	35.00 CCF			\$713.38	\$20.382 /CCF	\$0.005 /SqFt
WATER	65.00 CCF			\$1,300.49	\$20.008 /CCF	\$0.010 /SqFt
<b>Totals:</b>		<b>356,607 KBtu</b>	<b>2.716 KBtu/SqFt</b>	<b>\$7,050.22</b>		

**Energy**

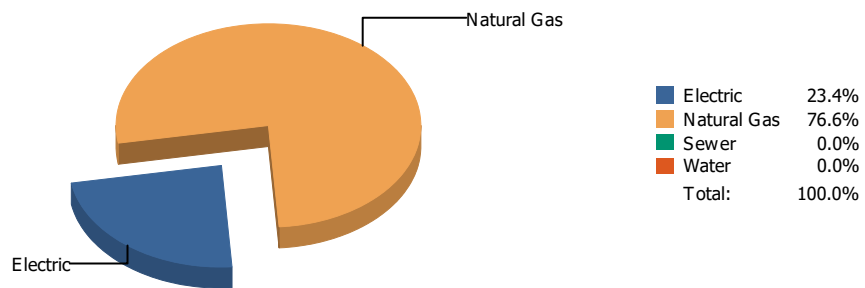


**Cost**

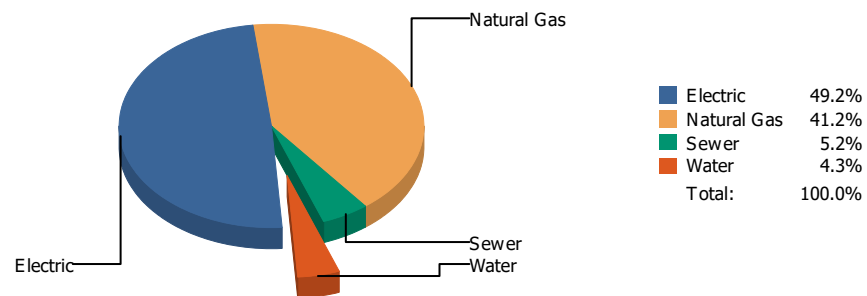


Commodity	Common Use	Energy Use	Energy Use / Area	Total Cost	Cost / Unit	Cost / Area
<b>Place: [CHAPIN] CHAPIN 012 [BUILDING]</b>						
<b>Area: 273,727 SqFt</b>						
<b>Billing Period: Mar 2023</b>						
ELECTRIC	229,145.00 kWh	781,843 KBtu	2.856 KBtu/SqFt	\$25,090.91	\$0.109 /kWh	\$0.092 /SqFt
WATER	0.00 CCF			\$86.52	\$0.000 /CCF	\$0.000 /SqFt
<b>Totals:</b>		<b>781,843 KBtu</b>	<b>2.856 KBtu/SqFt</b>	<b>\$25,177.43</b>		

### Energy

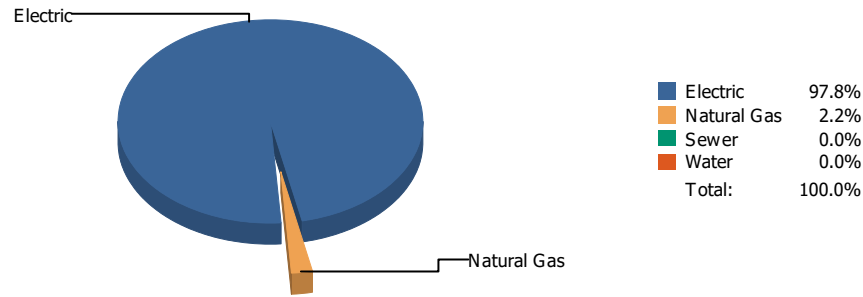


### Cost

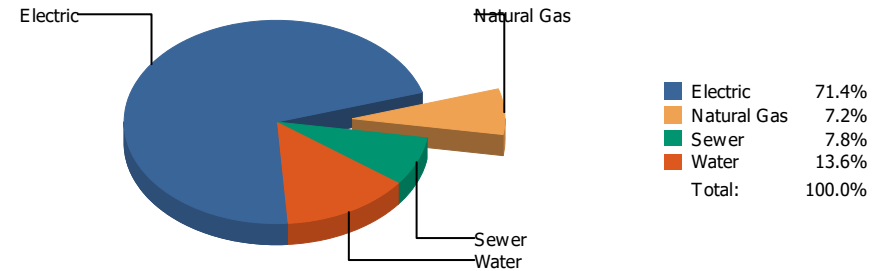


Commodity	Common Use	Energy Use	Energy Use / Area	Total Cost	Cost / Unit	Cost / Area
<b>Place: [CHARLES] H.E. CHARLES 045 [BUILDING]</b>						
<b>Area: 107,867 SqFt</b>						
<b>Billing Period: Mar 2023</b>						
ELECTRIC	43,687.00 kWh	149,060 KBtu	1.382 KBtu/SqFt	\$5,646.83	\$0.129 /kWh	\$0.052 /SqFt
NATURALGAS	4,739.00 CCF	488,117 KBtu	4.525 KBtu/SqFt	\$4,723.14	\$0.997 /CCF	\$0.044 /SqFt
SEWER	5.00 CCF			\$599.98	\$119.996 /CCF	\$0.006 /SqFt
WATER	4.00 CCF			\$497.71	\$124.428 /CCF	\$0.005 /SqFt
<b>Totals:</b>		<b>637,177 KBtu</b>	<b>5.907 KBtu/SqFt</b>	<b>\$11,467.66</b>		

**Energy**



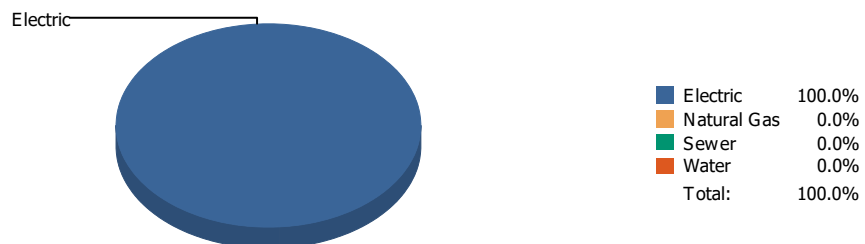
**Cost**



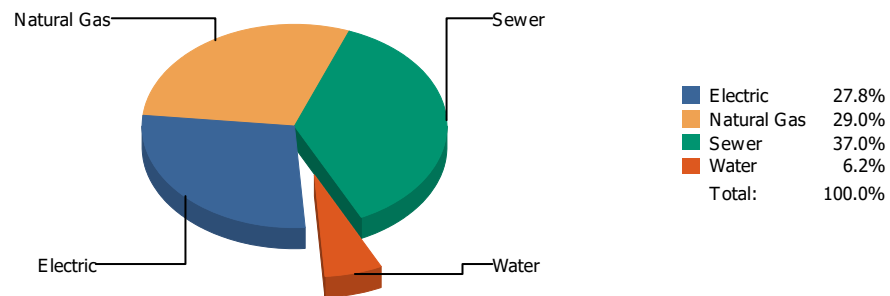
Commodity	Common Use	Energy Use	Energy Use / Area	Total Cost	Cost / Unit	Cost / Area
<b>Place: [CIELO-VISTA] CIELO VISTA 151 [BUILDING]</b>						
<b>Area: 66,034 SqFt</b>						
<b>Billing Period: Mar 2023</b>						
ELECTRIC	26,020.00 kWh	88,780 KBtu	1.344 KBtu/SqFt	\$4,438.70	\$0.171 /kWh	\$0.067 /SqFt
NATURALGAS	19.00 CCF	1,957 KBtu	0.030 KBtu/SqFt	\$447.28	\$23.541 /CCF	\$0.007 /SqFt
SEWER	28.00 CCF			\$483.11	\$17.254 /CCF	\$0.007 /SqFt
WATER	108.00 CCF			\$843.72	\$7.812 /CCF	\$0.013 /SqFt
<b>Totals:</b>		<b>90,737 KBtu</b>	<b>1.374 KBtu/SqFt</b>	<b>\$6,212.81</b>		



### Energy

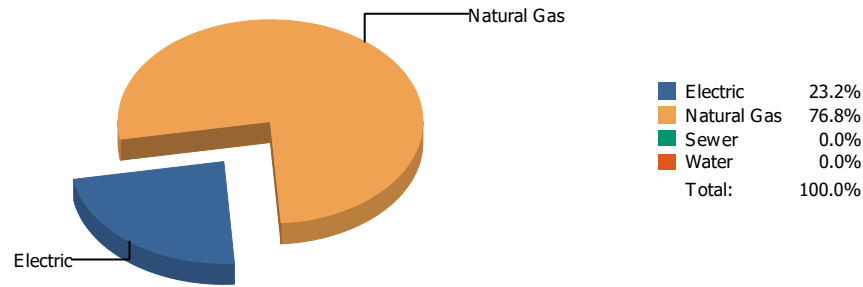


### Cost

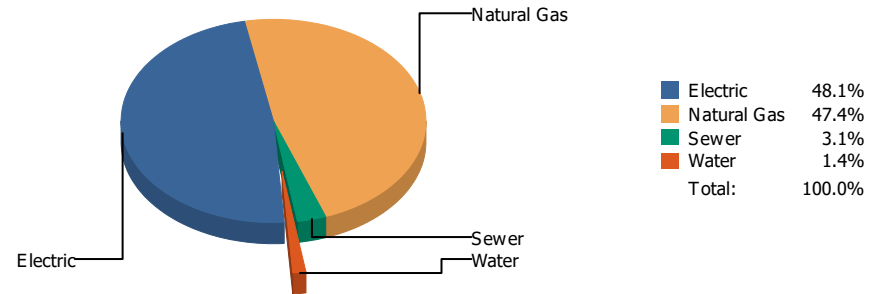


Commodity	Common Use	Energy Use	Energy Use / Area	Total Cost	Cost / Unit	Cost / Area
<b>Place: [CLARDY] CLARDY 109 [BUILDING]</b>						
<b>Area: 70,700 SqFt</b>						
<b>Billing Period: Mar 2023</b>						
ELECTRIC	3,245.00 kWh	11,072 KBtu	0.157 KBtu/SqFt	\$412.60	\$0.127 /kWh	\$0.006 /SqFt
NATURALGAS	0.00 CCF	0 KBtu	0.000 KBtu/SqFt	\$430.08	\$0.000 /CCF	\$0.006 /SqFt
SEWER	0.00 CCF			\$547.96	\$0.000 /CCF	\$0.008 /SqFt
WATER	0.00 CCF			\$91.40	\$0.000 /CCF	\$0.001 /SqFt
<b>Totals:</b>		<b>11,072 KBtu</b>	<b>0.157 KBtu/SqFt</b>	<b>\$1,482.04</b>		

**Energy**

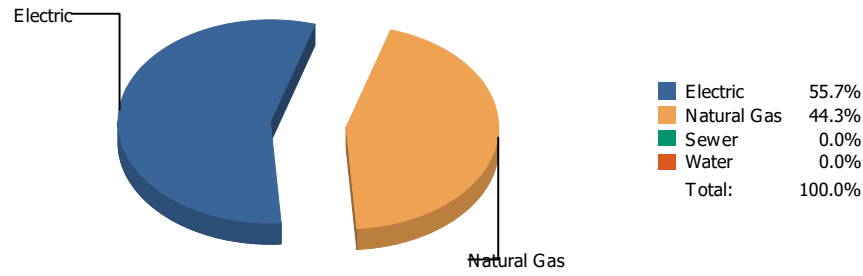


**Cost**

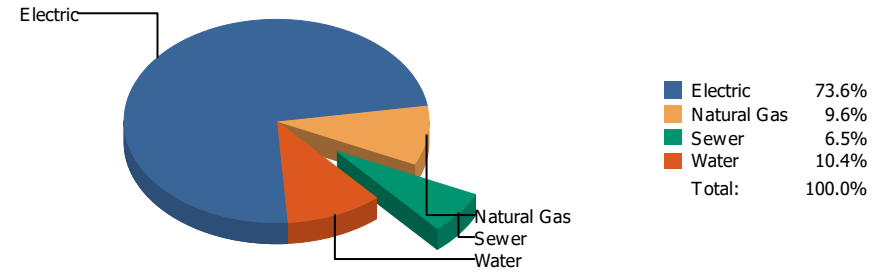


Commodity	Common Use	Energy Use	Energy Use / Area	Total Cost	Cost / Unit	Cost / Area
<b>Place: [CLENDENIN] CLENDENIN 149 [BUILDING]</b>						
<b>Area: 62,721 SqFt</b>						
<b>Billing Period: Mar 2023</b>						
ELECTRIC	25,697.00 kWh	87,678 KBtu	1.398 KBtu/SqFt	\$2,804.32	\$0.109 /kWh	\$0.045 /SqFt
NATURALGAS	2,815.00 CCF	289,945 KBtu	4.623 KBtu/SqFt	\$2,763.37	\$0.982 /CCF	\$0.044 /SqFt
SEWER	3.00 CCF			\$182.03	\$60.677 /CCF	\$0.003 /SqFt
WATER	2.00 CCF			\$79.90	\$39.950 /CCF	\$0.001 /SqFt
<b>Totals:</b>		<b>377,623 KBtu</b>	<b>6.021 KBtu/SqFt</b>	<b>\$5,829.62</b>		

**Energy**

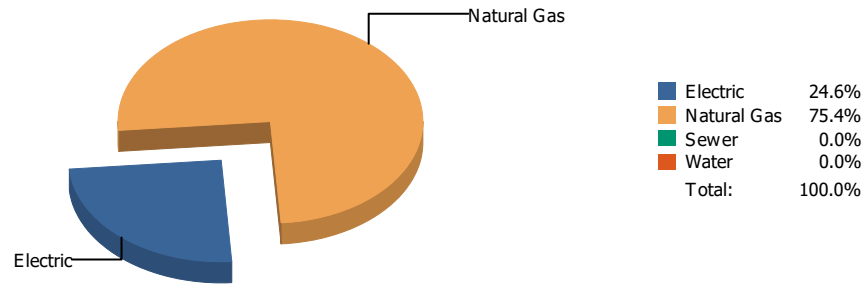


**Cost**

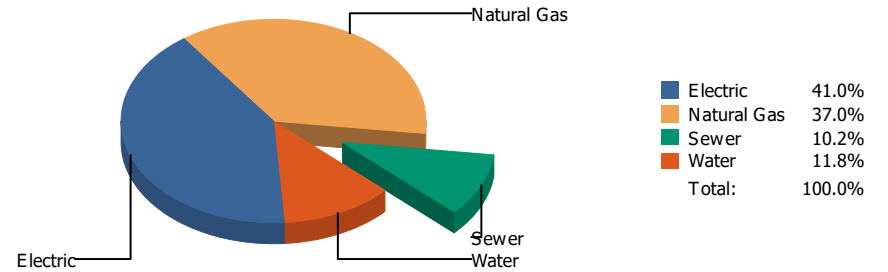


Commodity	Common Use	Energy Use	Energy Use / Area	Total Cost	Cost / Unit	Cost / Area
<b>Place: [COACH_ARCHIE_DURAN] COACH ARCHIE DURAN [BUILDING]</b>						
<b>Area: 0 SqFt</b>						
<b>Billing Period: Mar 2023</b>						
ELECTRIC	47,000.00 kWh	160,364 KBtu		\$8,733.22	\$0.186 /kWh	
NATURALGAS	1,236.00 CCF	127,308 KBtu		\$1,142.69	\$0.925 /CCF	
SEWER	49.00 CCF			\$766.30	\$15.639 /CCF	
WATER	113.00 CCF			\$1,230.26	\$10.887 /CCF	
<b>Totals:</b>		<b>287,672 KBtu</b>		<b>\$11,872.47</b>		

**Energy**

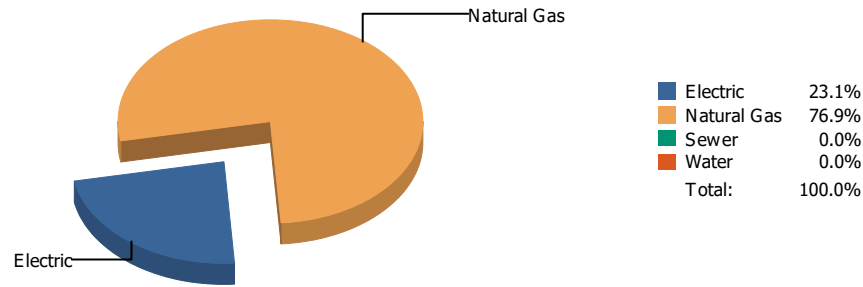


**Cost**

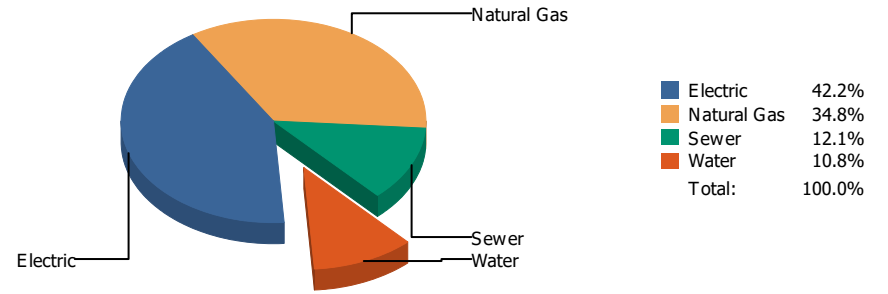


Commodity	Common Use	Energy Use	Energy Use / Area	Total Cost	Cost / Unit	Cost / Area
<b>Place: [COLDWELL] COLDWELL 110 [BUILDING]</b>						
<b>Area: 67,310 SqFt</b>						
<b>Billing Period: Mar 2023</b>						
ELECTRIC	21,641.00 kWh	73,839 KBtu	1.097 KBtu/SqFt	\$2,677.39	\$0.124 /kWh	\$0.040 /SqFt
NATURALGAS	2,193.00 CCF	225,879 KBtu	3.356 KBtu/SqFt	\$2,416.98	\$1.102 /CCF	\$0.036 /SqFt
SEWER	50.00 CCF			\$666.03	\$13.321 /CCF	\$0.010 /SqFt
WATER	77.00 CCF			\$773.75	\$10.049 /CCF	\$0.011 /SqFt
<b>Totals:</b>		<b>299,718 KBtu</b>	<b>4.453 KBtu/SqFt</b>	<b>\$6,534.15</b>		

**Energy**

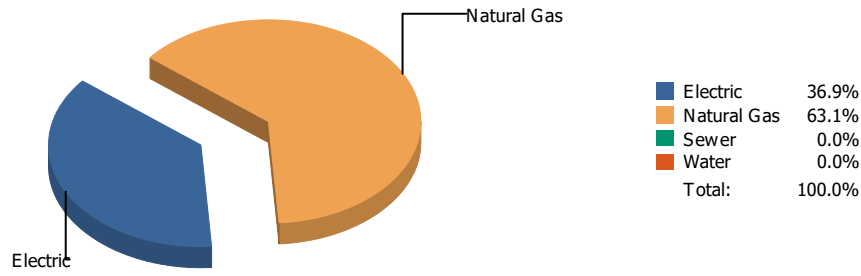


**Cost**

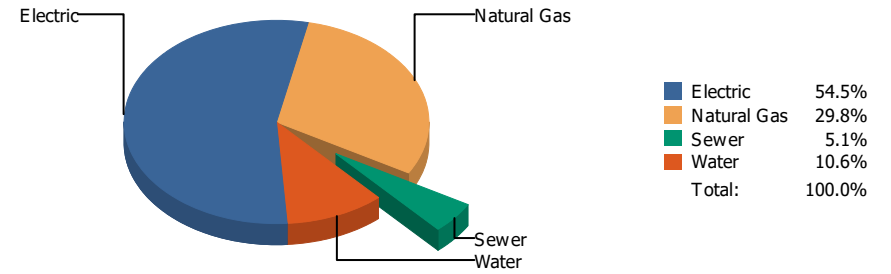


Commodity	Common Use	Energy Use	Energy Use / Area	Total Cost	Cost / Unit	Cost / Area
<b>Place: [COOLEY] COOLEY      111 [BUILDING]</b>						
<b>Area: 95,590 SqFt</b>						
<b>Billing Period: Mar 2023</b>						
ELECTRIC	39,000.00 kWh	133,068 KBtu	1.392 KBtu/SqFt	\$5,237.71	\$0.134 /kWh	\$0.055 /SqFt
NATURALGAS	4,295.00 CCF	442,385 KBtu	4.628 KBtu/SqFt	\$4,320.70	\$1.006 /CCF	\$0.045 /SqFt
SEWER	126.00 CCF			\$1,501.27	\$11.915 /CCF	\$0.016 /SqFt
WATER	201.00 CCF			\$1,339.83	\$6.666 /CCF	\$0.014 /SqFt
<b>Totals:</b>		<b>575,453 KBtu</b>	<b>6.020 KBtu/SqFt</b>	<b>\$12,399.51</b>		

**Energy**

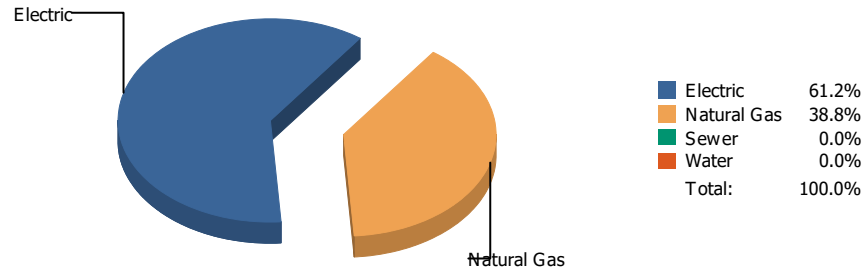


**Cost**

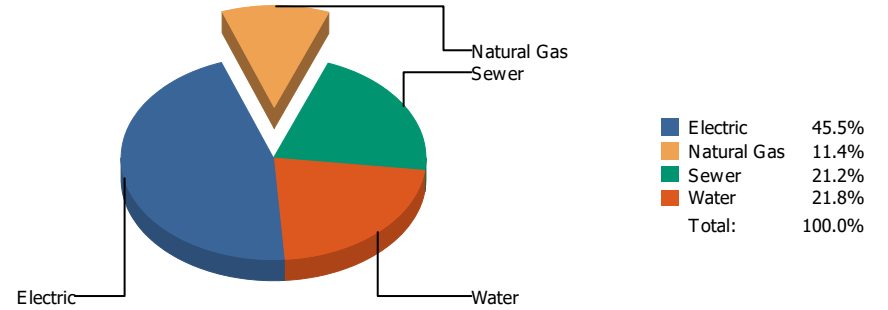


Commodity	Common Use	Energy Use	Energy Use / Area	Total Cost	Cost / Unit	Cost / Area
<b>Place: [CORONADO] CORONADO 005 [BUILDING]</b>						
<b>Area: 406,757 SqFt</b>						
<b>Billing Period: Mar 2023</b>						
ELECTRIC	224,428.00 kWh	765,748 KBtu	1.883 KBtu/SqFt	\$26,779.64	\$0.119 /kWh	\$0.065 /SqFt
NATURALGAS	12,722.00 CCF	1,310,366 KBtu	3.221 KBtu/SqFt	\$14,639.33	\$1.151 /CCF	\$0.035 /SqFt
SEWER	441.00 CCF			\$2,501.88	\$5.673 /CCF	\$0.006 /SqFt
WATER	1,462.00 CCF			\$5,206.01	\$3.561 /CCF	\$0.012 /SqFt
<b>Totals:</b>		<b>2,076,114 KBtu</b>	<b>5.104 KBtu/SqFt</b>	<b>\$49,126.86</b>		

**Energy**

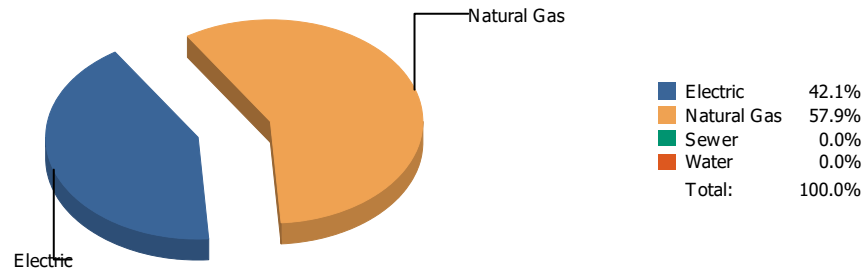


**Cost**

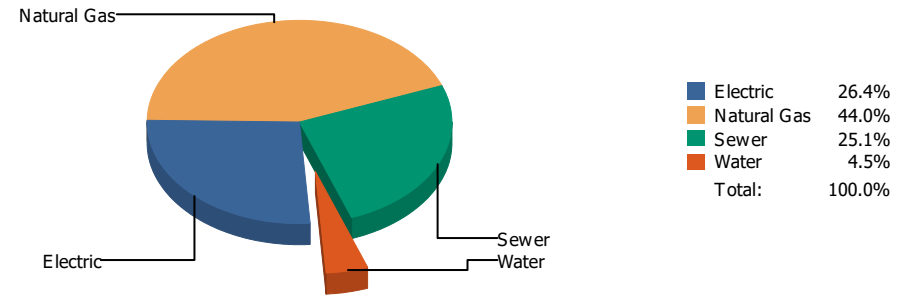


Commodity	Common Use	Energy Use	Energy Use / Area	Total Cost	Cost / Unit	Cost / Area
<b>Place: [CROCKETT_1] CROCKETT 112 [BUILDING]</b>						
<b>Area: 92,585 SqFt</b>						
<b>Billing Period: Mar 2023</b>						
ELECTRIC	15,310.00 kWh	52,238 KBtu	0.564 KBtu/SqFt	\$2,016.08	\$0.132 /kWh	\$0.022 /SqFt
NATURALGAS	322.00 CCF	33,166 KBtu	0.358 KBtu/SqFt	\$506.63	\$1.573 /CCF	\$0.005 /SqFt
SEWER	113.00 CCF			\$939.21	\$8.312 /CCF	\$0.010 /SqFt
WATER	101.00 CCF			\$965.55	\$9.560 /CCF	\$0.010 /SqFt
<b>Totals:</b>		<b>85,404 KBtu</b>	<b>0.922 KBtu/SqFt</b>	<b>\$4,427.47</b>		

**Energy**



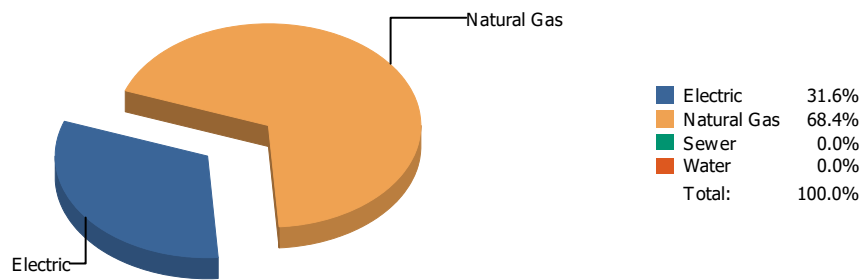
**Cost**



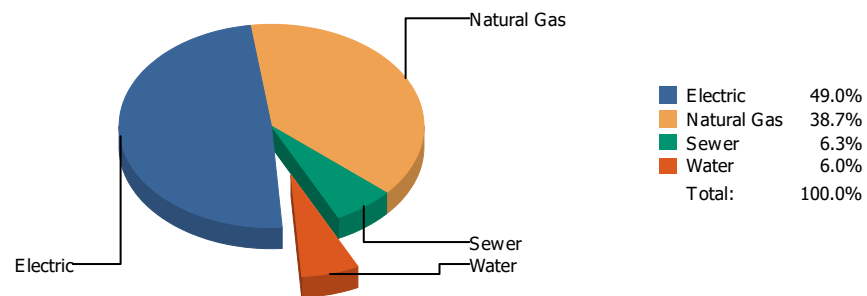
Commodity	Common Use	Energy Use	Energy Use / Area	Total Cost	Cost / Unit	Cost / Area
<b>Place: [CROSBY] CROSBY      113 [BUILDING]</b>						
<b>Area: 83,100 SqFt</b>						
<b>Billing Period: Mar 2023</b>						
ELECTRIC	4,080.00 kWh	13,921 KBtu	0.168 KBtu/SqFt	\$358.15	\$0.088 /kWh	\$0.004 /SqFt
NATURALGAS	186.00 CCF	19,158 KBtu	0.231 KBtu/SqFt	\$598.58	\$3.218 /CCF	\$0.007 /SqFt
SEWER	0.00 CCF			\$341.38	\$0.000 /CCF	\$0.004 /SqFt
WATER	0.00 CCF			\$61.00	\$0.000 /CCF	\$0.001 /SqFt
<b>Totals:</b>		<b>33,079 KBtu</b>	<b>0.398 KBtu/SqFt</b>	<b>\$1,359.11</b>		



### Energy

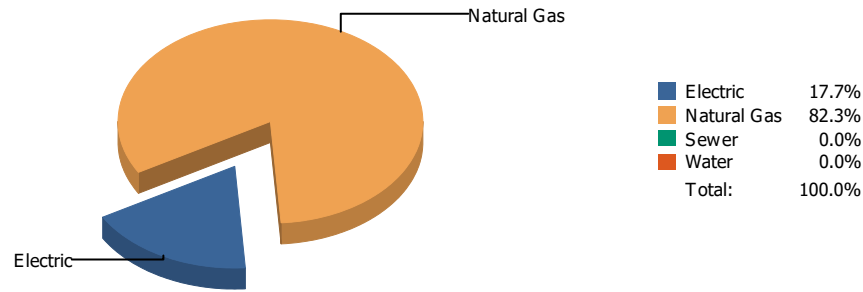


### Cost

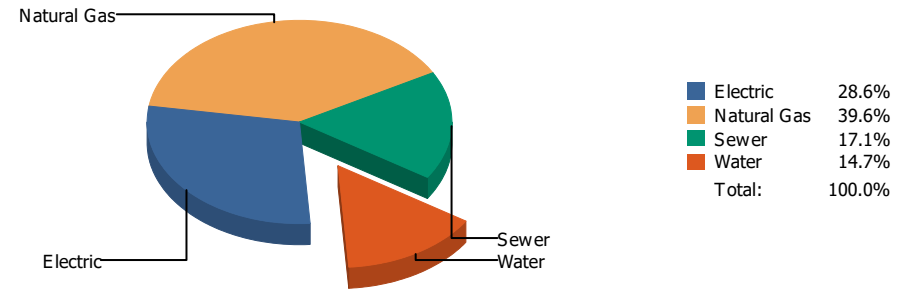


Commodity	Common Use	Energy Use	Energy Use / Area	Total Cost	Cost / Unit	Cost / Area
<b>Place: [DELTA_OPERATIONS_CENTER_] DELTA OPERATIONS CENTER [BUILDING]</b>						
<b>Area: 0 SqFt</b>						
<b>Billing Period: Mar 2023</b>						
ELECTRIC	52,800.00 kWh	180,154 KBtu		\$4,216.55	\$0.080 /kWh	
NATURALGAS	3,778.00 CCF	389,134 KBtu		\$3,327.20	\$0.881 /CCF	
SEWER	44.00 CCF			\$543.59	\$12.354 /CCF	
WATER	53.00 CCF			\$520.48	\$9.820 /CCF	
<b>Totals:</b>		<b>569,288 KBtu</b>		<b>\$8,607.82</b>		

**Energy**

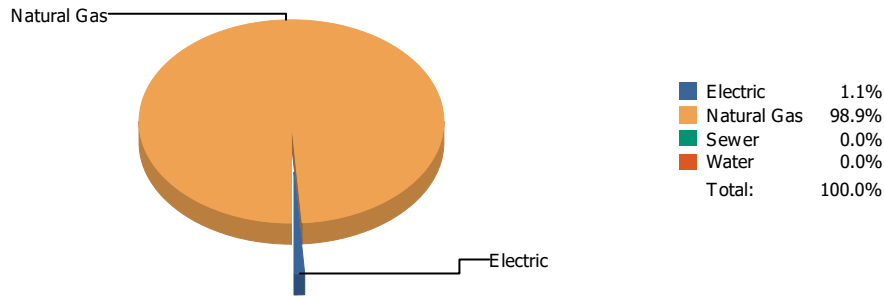


**Cost**

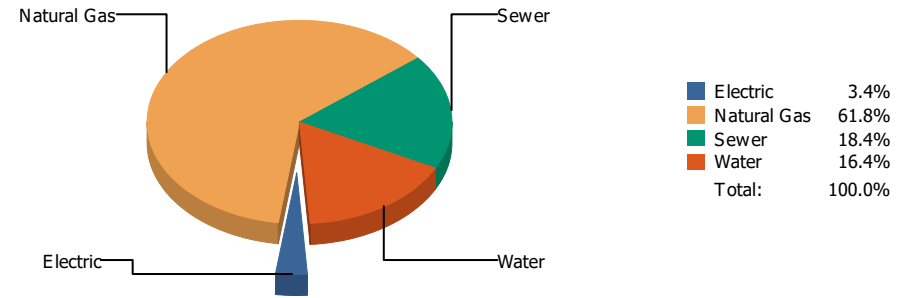


Commodity	Common Use	Energy Use	Energy Use / Area	Total Cost	Cost / Unit	Cost / Area
<b>Place: [DONHASKINSPK8] DON HASKINS PK-8 051 [BUILDING]</b>						
<b>Area: 163,678 SqFt</b>						
<b>Billing Period: Mar 2023</b>						
ELECTRIC	50,454.00 kWh	172,149 KBtu	1.052 KBtu/SqFt	\$5,222.91	\$0.104 /kWh	\$0.032 /SqFt
NATURALGAS	7,755.00 CCF	798,765 KBtu	4.880 KBtu/SqFt	\$7,235.41	\$0.933 /CCF	\$0.044 /SqFt
SEWER	490.00 CCF			\$3,129.49	\$6.387 /CCF	\$0.019 /SqFt
WATER	486.00 CCF			\$2,686.39	\$5.528 /CCF	\$0.016 /SqFt
<b>Totals:</b>		<b>970,914 KBtu</b>	<b>5.932 KBtu/SqFt</b>	<b>\$18,274.20</b>		

**Energy**

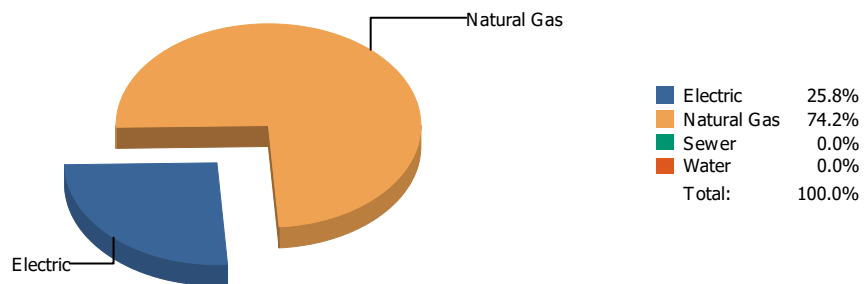


**Cost**

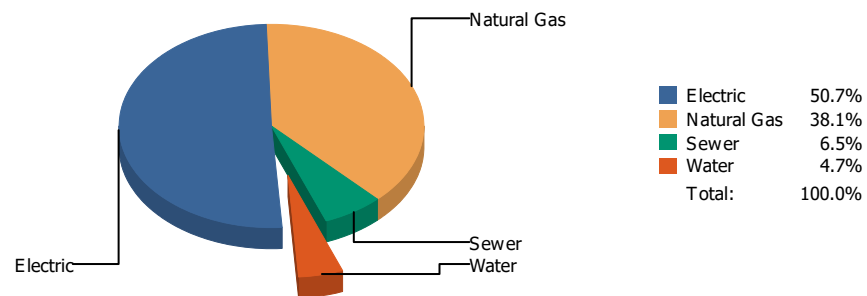


Commodity	Common Use	Energy Use	Energy Use / Area	Total Cost	Cost / Unit	Cost / Area
<b>Place: [DOUGLASS] DOUGLASS      114 [BUILDING]</b>						
<b>Area: 86,903 SqFt</b>						
<b>Billing Period: Mar 2023</b>						
ELECTRIC	1,057.00 kWh	3,606 KBtu	0.042 KBtu/SqFt	\$176.38	\$0.167 /kWh	\$0.002 /SqFt
NATURALGAS	3,085.00 CCF	317,755 KBtu	3.656 KBtu/SqFt	\$3,224.77	\$1.045 /CCF	\$0.037 /SqFt
SEWER	129.00 CCF			\$958.31	\$7.429 /CCF	\$0.011 /SqFt
WATER	177.00 CCF			\$857.57	\$4.845 /CCF	\$0.010 /SqFt
<b>Totals:</b>		<b>321,361 KBtu</b>	<b>3.698 KBtu/SqFt</b>	<b>\$5,217.03</b>		

### Energy

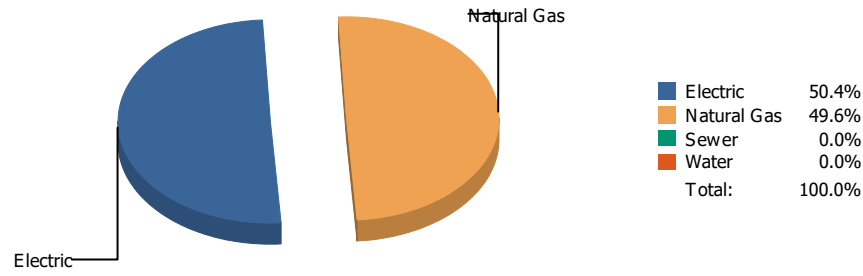


### Cost

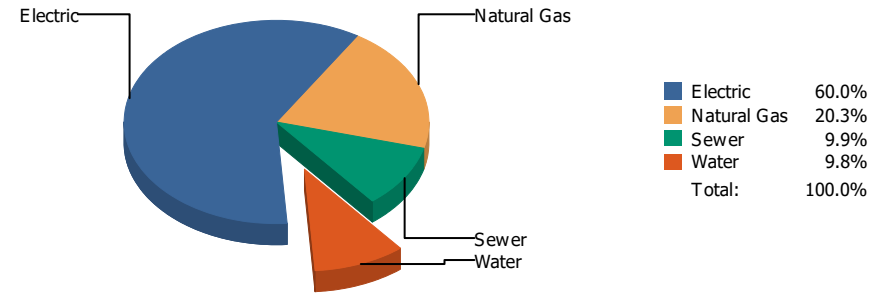


Commodity	Common Use	Energy Use	Energy Use / Area	Total Cost	Cost / Unit	Cost / Area
<b>Place: [DRHORNEDOMIDDLESCHOOL_1] DR. HORNEDO MIDDLE SCHOOL 058 [BUILDING]</b>						
<b>Area: 184,871 SqFt</b>						
<b>Billing Period: Mar 2023</b>						
ELECTRIC	83,000.00 kWh	283,196 KBtu	1.532 KBtu/SqFt	\$9,773.35	\$0.118 /kWh	\$0.053 /SqFt
NATURALGAS	7,887.00 CCF	812,361 KBtu	4.394 KBtu/SqFt	\$7,354.92	\$0.933 /CCF	\$0.040 /SqFt
SEWER	178.00 CCF			\$1,253.92	\$7.044 /CCF	\$0.007 /SqFt
WATER	120.00 CCF			\$913.16	\$7.610 /CCF	\$0.005 /SqFt
<b>Totals:</b>		<b>1,095,557 KBtu</b>	<b>5.926 KBtu/SqFt</b>	<b>\$19,295.35</b>		

**Energy**



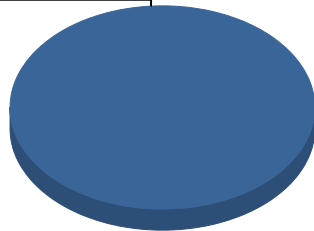
**Cost**



Commodity	Common Use	Energy Use	Energy Use / Area	Total Cost	Cost / Unit	Cost / Area
<b>Place: [EL-PASO-HIGH] EL PASO HIGH 006 [BUILDING]</b>						
<b>Area: 236,062 SqFt</b>						
<b>Billing Period: Mar 2023</b>						
ELECTRIC	144,046.94 kWh	491,488 KBtu	2.082 KBtu/SqFt	\$17,665.16	\$0.123 /kWh	\$0.074 /SqFt
NATURALGAS	4,703.00 CCF	484,409 KBtu	2.052 KBtu/SqFt	\$5,982.06	\$1.272 /CCF	\$0.025 /SqFt
SEWER	417.00 CCF			\$2,909.41	\$6.977 /CCF	\$0.012 /SqFt
WATER	432.00 CCF			\$2,871.97	\$6.648 /CCF	\$0.012 /SqFt
<b>Totals:</b>		<b>975,897 KBtu</b>	<b>4.134 KBtu/SqFt</b>	<b>\$29,428.60</b>		

**Energy**

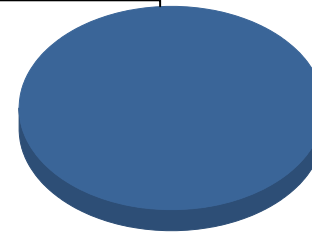
Electric



■ Electric 100.0%  
Total: 100.0%

**Cost**

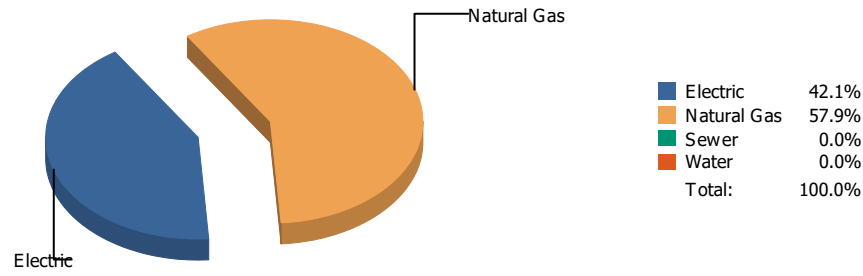
Electric



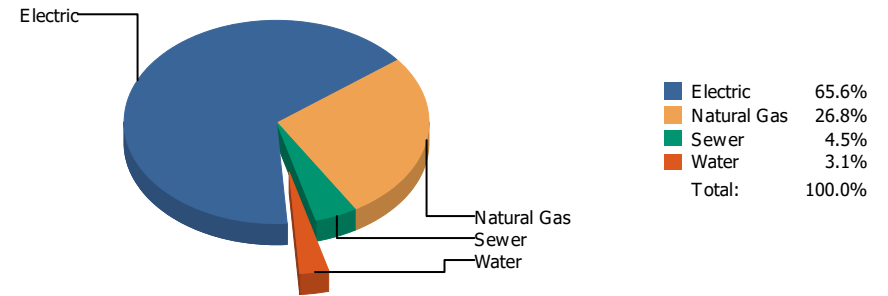
■ Electric 100.0%  
Total: 100.0%

Commodity	Common Use	Energy Use	Energy Use / Area	Total Cost	Cost / Unit	Cost / Area
<b>Place: [FANNIN] FANNIN      116 [BUILDING]</b>						
<b>Area: 73,291 SqFt</b>						
<b>Billing Period: Mar 2023</b>						
ELECTRIC	4,560.00 kWh	15,559 KBtu	0.212 KBtu/SqFt	\$547.65	\$0.120 /kWh	\$0.007 /SqFt
<b>Totals:</b>		<b>15,559 KBtu</b>	<b>0.212 KBtu/SqFt</b>	<b>\$547.65</b>		

**Energy**

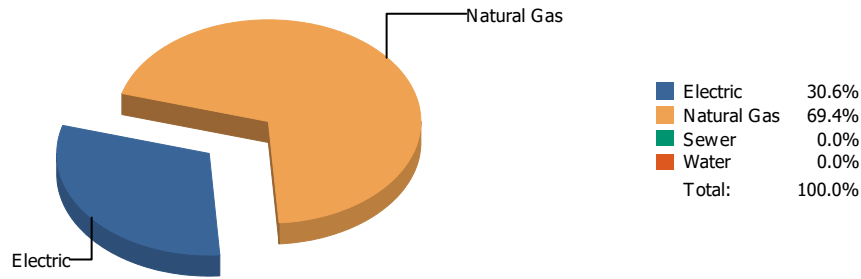


**Cost**

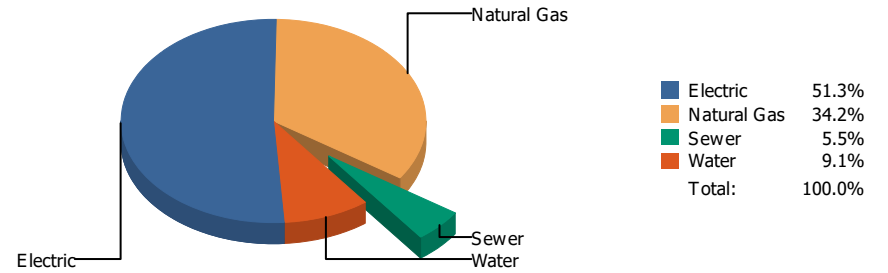


Commodity	Common Use	Energy Use	Energy Use / Area	Total Cost	Cost / Unit	Cost / Area
<b>Place: [FRANKLIN] FRANKLIN HIGH SCHOOL 010 [BUILDING]</b>						
<b>Area: 329,377 SqFt</b>						
<b>Billing Period: Mar 2023</b>						
ELECTRIC	181,280.00 kWh	618,527 KBtu	1.878 KBtu/SqFt	\$19,356.06	\$0.107 /kWh	\$0.059 /SqFt
NATURALGAS	8,268.00 CCF	851,604 KBtu	2.585 KBtu/SqFt	\$7,915.33	\$0.957 /CCF	\$0.024 /SqFt
SEWER	196.00 CCF			\$1,321.96	\$6.745 /CCF	\$0.004 /SqFt
WATER	129.00 CCF			\$910.29	\$7.057 /CCF	\$0.003 /SqFt
<b>Totals:</b>		<b>1,470,131 KBtu</b>	<b>4.463 KBtu/SqFt</b>	<b>\$29,503.64</b>		

**Energy**



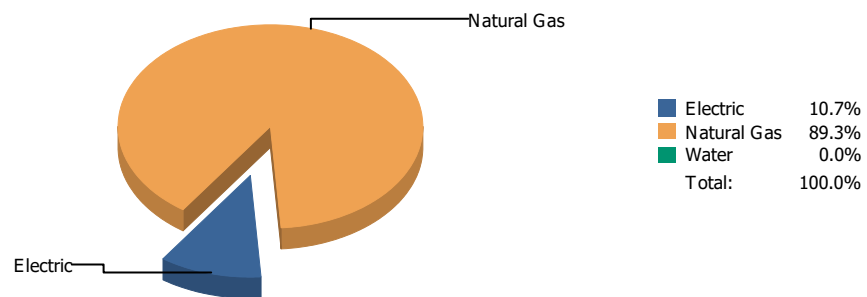
**Cost**



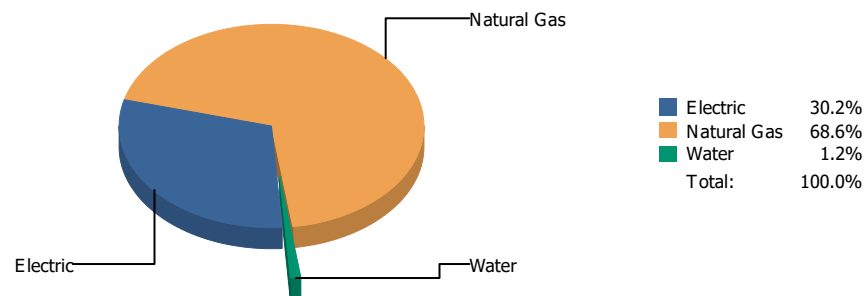
Commodity	Common Use	Energy Use	Energy Use / Area	Total Cost	Cost / Unit	Cost / Area
<b>Place: [FRANKLIN9THGRADECENTER_2] FRANKLIN 9TH GRADE CENTER 053 [BUILDING]</b>						
<b>Area: 193,158 SqFt</b>						
<b>Billing Period: Mar 2023</b>						
ELECTRIC	88,151.00 kWh	300,771 KBtu	1.557 KBtu/SqFt	\$9,331.86	\$0.106 /kWh	\$0.048 /SqFt
NATURALGAS	6,630.00 CCF	682,890 KBtu	3.535 KBtu/SqFt	\$6,216.99	\$0.938 /CCF	\$0.032 /SqFt
SEWER	112.00 CCF			\$1,004.44	\$8.968 /CCF	\$0.005 /SqFt
WATER	390.00 CCF			\$1,648.16	\$4.226 /CCF	\$0.008 /SqFt
<b>Totals:</b>		<b>983,661 KBtu</b>	<b>5.093 KBtu/SqFt</b>	<b>\$18,201.45</b>		



### Energy

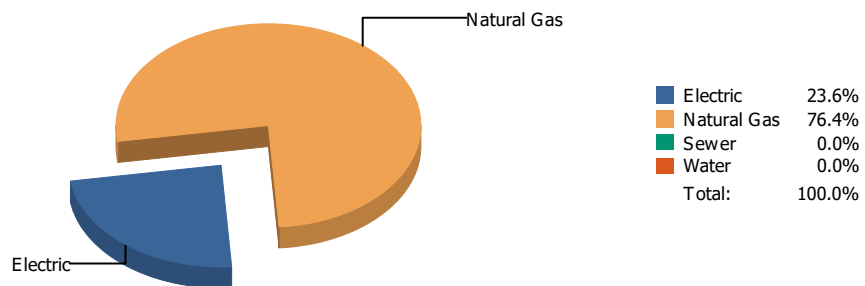


### Cost

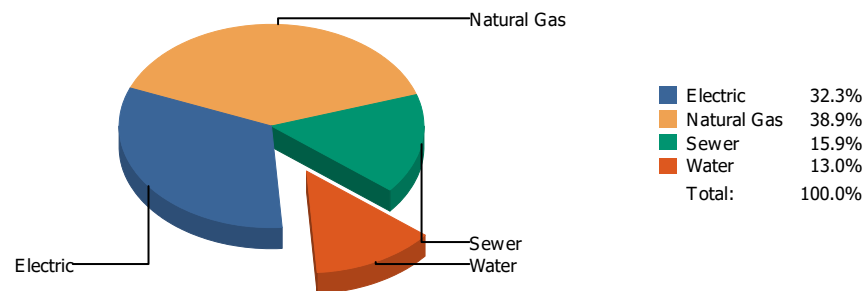


Commodity	Common Use	Energy Use	Energy Use / Area	Total Cost	Cost / Unit	Cost / Area
<b>Place: [GAMBLE] JAMES GAMBLE WAREHOUSE [BUILDING]</b>						
<b>Area: 53,241 SqFt</b>						
<b>Billing Period: Mar 2023</b>						
ELECTRIC	15,600.00 kWh	53,227 KBtu	1.000 KBtu/SqFt	\$1,817.28	\$0.116 /kWh	\$0.034 /SqFt
NATURALGAS	4,313.00 CCF	444,239 KBtu	8.344 KBtu/SqFt	\$4,122.16	\$0.956 /CCF	\$0.077 /SqFt
WATER	0.00 CCF			\$72.09	\$0.000 /CCF	\$0.001 /SqFt
<b>Totals:</b>		<b>497,466 KBtu</b>	<b>9.344 KBtu/SqFt</b>	<b>\$6,011.53</b>		

### Energy

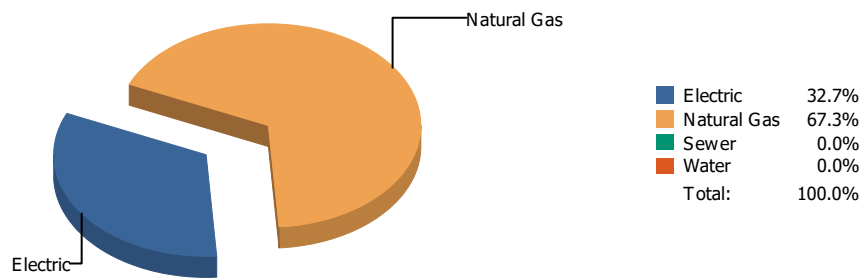


### Cost

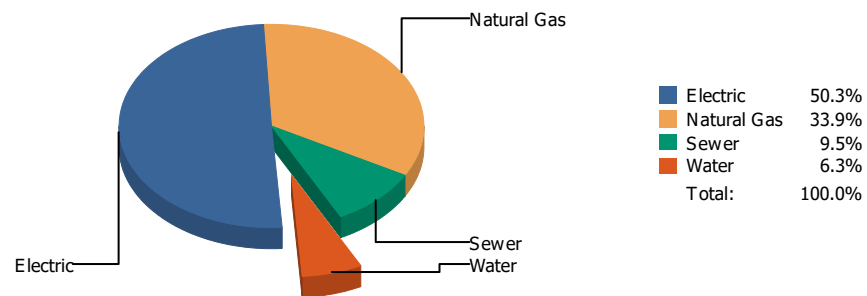


Commodity	Common Use	Energy Use	Energy Use / Area	Total Cost	Cost / Unit	Cost / Area
<b>Place: [GREEN] GREEN ELEMENTARY SCHOOL 162 [BUILDING]</b>						
<b>Area: 88,156 SqFt</b>						
<b>Billing Period: Mar 2023</b>						
ELECTRIC	24,000.00 kWh	81,888 KBtu	0.929 KBtu/SqFt	\$2,289.98	\$0.095 /kWh	\$0.026 /SqFt
NATURALGAS	2,571.00 CCF	264,813 KBtu	3.004 KBtu/SqFt	\$2,757.85	\$1.073 /CCF	\$0.031 /SqFt
SEWER	99.00 CCF			\$1,125.99	\$11.374 /CCF	\$0.013 /SqFt
WATER	123.00 CCF			\$922.37	\$7.499 /CCF	\$0.010 /SqFt
<b>Totals:</b>		<b>346,701 KBtu</b>	<b>3.933 KBtu/SqFt</b>	<b>\$7,096.19</b>		

### Energy

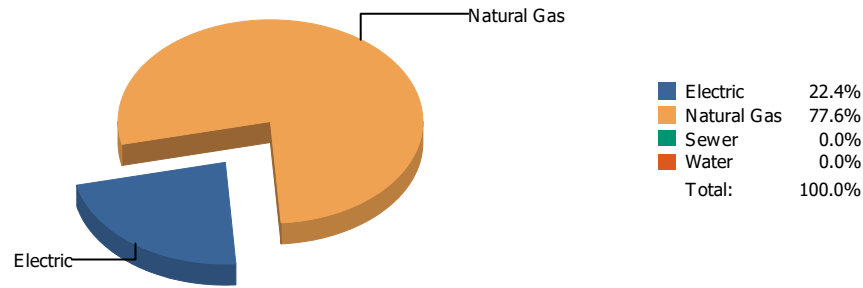


### Cost

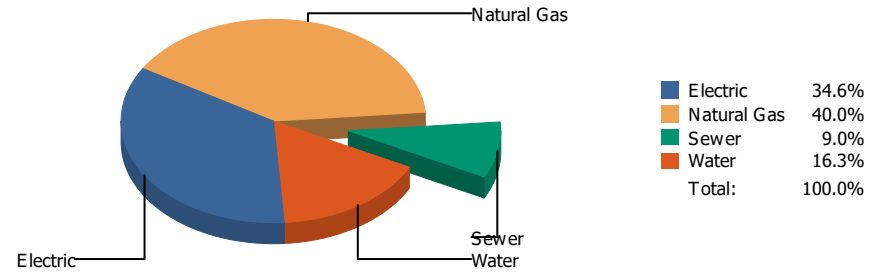


Commodity	Common Use	Energy Use	Energy Use / Area	Total Cost	Cost / Unit	Cost / Area
<b>Place: [GUERRERO] ROSA GUERRERO ELEMENTARY 163 [BUILDING]</b>						
<b>Area: 88,641 SqFt</b>						
<b>Billing Period: Mar 2023</b>						
ELECTRIC	35,080.00 kWh	119,693 KBtu	1.350 KBtu/SqFt	\$3,855.75	\$0.110 /kWh	\$0.043 /SqFt
NATURALGAS	2,391.00 CCF	246,273 KBtu	2.778 KBtu/SqFt	\$2,594.64	\$1.085 /CCF	\$0.029 /SqFt
SEWER	49.00 CCF			\$729.40	\$14.886 /CCF	\$0.008 /SqFt
WATER	53.00 CCF			\$478.89	\$9.036 /CCF	\$0.005 /SqFt
<b>Totals:</b>		<b>365,966 KBtu</b>	<b>4.129 KBtu/SqFt</b>	<b>\$7,658.68</b>		

**Energy**

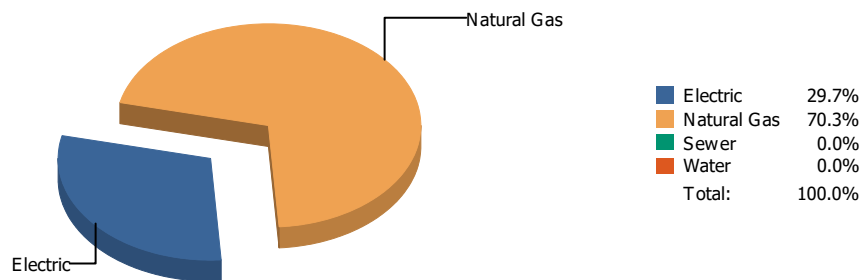


**Cost**

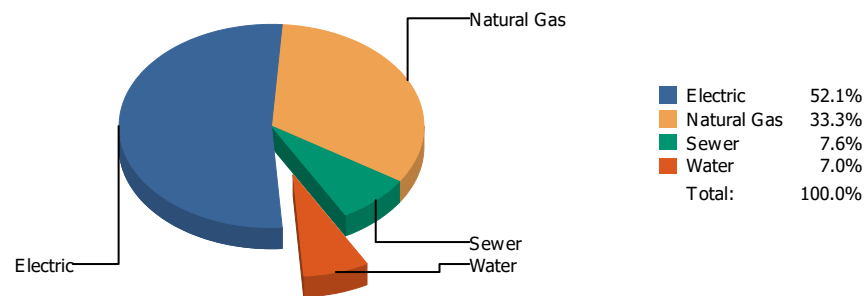


Commodity	Common Use	Energy Use	Energy Use / Area	Total Cost	Cost / Unit	Cost / Area
<b>Place: [GUILLEN] GUILLEN      044 [BUILDING]</b>						
<b>Area: 223,773 SqFt</b>						
<b>Billing Period: Mar 2023</b>						
ELECTRIC	44,748.00 kWh	152,680 KBtu	0.682 KBtu/SqFt	\$4,387.06	\$0.098 /kWh	\$0.019 /SqFt
NATURALGAS	5,128.00 CCF	528,184 KBtu	2.360 KBtu/SqFt	\$5,075.52	\$0.990 /CCF	\$0.023 /SqFt
SEWER	158.00 CCF			\$1,145.20	\$7.248 /CCF	\$0.005 /SqFt
WATER	444.00 CCF			\$2,065.20	\$4.651 /CCF	\$0.009 /SqFt
<b>Totals:</b>		<b>680,864 KBtu</b>	<b>3.043 KBtu/SqFt</b>	<b>\$12,672.98</b>		

### Energy

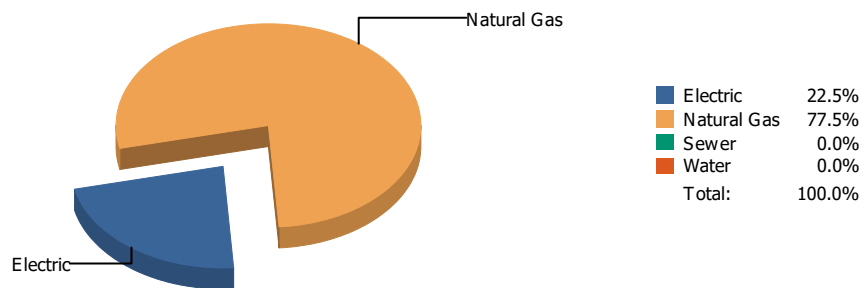


### Cost

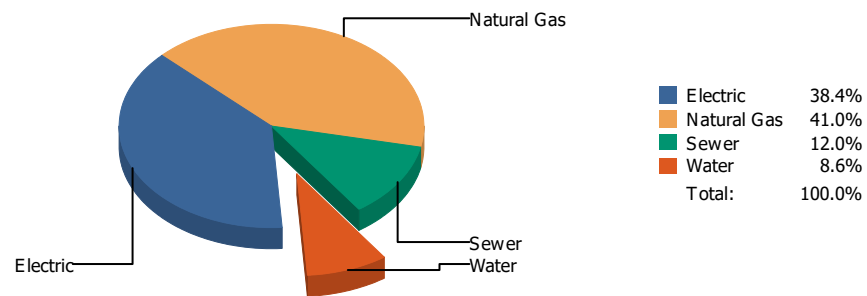


Commodity	Common Use	Energy Use	Energy Use / Area	Total Cost	Cost / Unit	Cost / Area
<b>Place: [HART] HART      118 [BUILDING]</b>						
<b>Area: 63,357 SqFt</b>						
<b>Billing Period: Mar 2023</b>						
ELECTRIC	37,800.00 kWh	128,974 KBtu	2.036 KBtu/SqFt	\$4,533.33	\$0.120 /kWh	\$0.072 /SqFt
NATURALGAS	2,964.00 CCF	305,292 KBtu	4.819 KBtu/SqFt	\$2,900.09	\$0.978 /CCF	\$0.046 /SqFt
SEWER	76.00 CCF			\$664.55	\$8.744 /CCF	\$0.010 /SqFt
WATER	80.00 CCF			\$605.04	\$7.563 /CCF	\$0.009 /SqFt
<b>Totals:</b>		<b>434,266 KBtu</b>	<b>6.854 KBtu/SqFt</b>	<b>\$8,703.01</b>		

### Energy

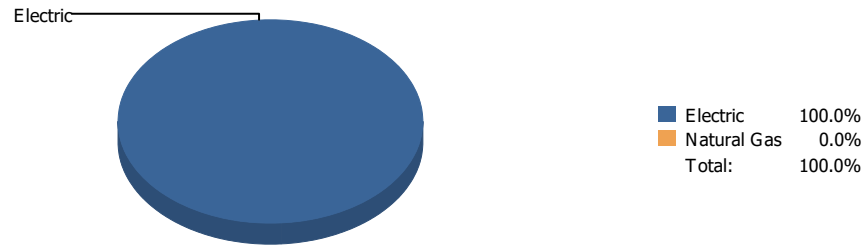


### Cost

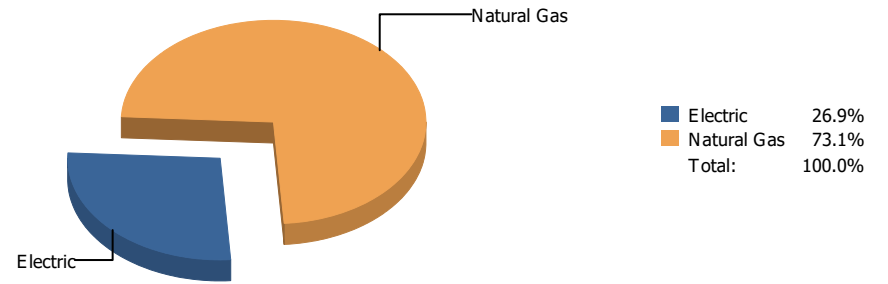


Commodity	Common Use	Energy Use	Energy Use / Area	Total Cost	Cost / Unit	Cost / Area
<b>Place: [HAWKINS] HAWKINS 119 [BUILDING]</b>						
<b>Area: 57,207 SqFt</b>						
<b>Billing Period: Mar 2023</b>						
ELECTRIC	20,094.00 kWh	68,561 KBtu	1.198 KBtu/SqFt	\$2,144.26	\$0.107 /kWh	\$0.037 /SqFt
NATURALGAS	2,289.00 CCF	235,767 KBtu	4.121 KBtu/SqFt	\$2,288.47	\$1.000 /CCF	\$0.040 /SqFt
SEWER	87.00 CCF			\$670.24	\$7.704 /CCF	\$0.012 /SqFt
WATER	53.00 CCF			\$479.09	\$9.039 /CCF	\$0.008 /SqFt
<b>Totals:</b>		<b>304,328 KBtu</b>	<b>5.320 KBtu/SqFt</b>	<b>\$5,582.06</b>		

**Energy**

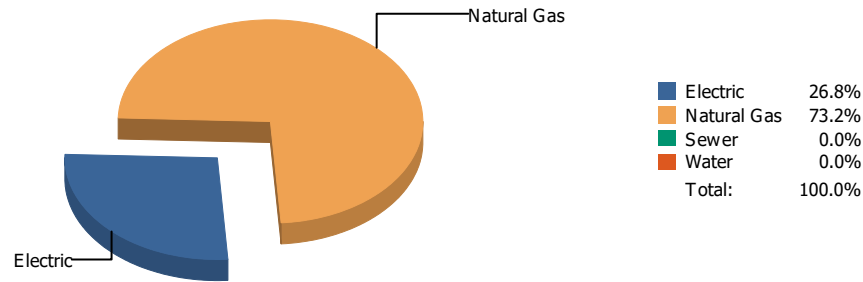


**Cost**

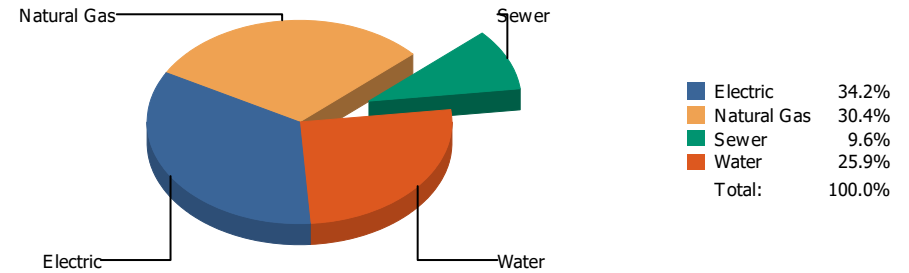


Commodity	Common Use	Energy Use	Energy Use / Area	Total Cost	Cost / Unit	Cost / Area
<b>Place: [HERCULES] HERCULES COTTAGES Lafarelle 141A [BUILDING]</b>						
<b>Area: 10,160 SqFt</b>						
<b>Billing Period: Mar 2023</b>						
ELECTRIC	206.00 kWh	703 KBtu	0.069 KBtu/SqFt	\$79.32	\$0.385 /kWh	\$0.008 /SqFt
NATURALGAS	0.00 CCF	0 KBtu	0.000 KBtu/SqFt	\$215.04	\$0.000 /CCF	\$0.021 /SqFt
<b>Totals:</b>		<b>703 KBtu</b>	<b>0.069 KBtu/SqFt</b>	<b>\$294.36</b>		

**Energy**



**Cost**

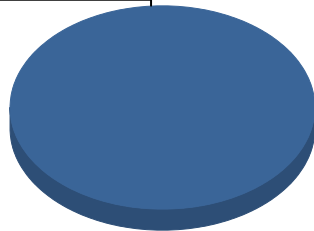


Commodity	Common Use	Energy Use	Energy Use / Area	Total Cost	Cost / Unit	Cost / Area
<b>Place: [HERRERA_1] HERRERA ELEMENTARY 174 [BUILDING]</b>						
<b>Area: 86,275 SqFt</b>						
<b>Billing Period: Mar 2023</b>						
ELECTRIC	38,800.00 kWh	132,386 KBtu	1.534 KBtu/SqFt	\$3,820.18	\$0.098 /kWh	\$0.044 /SqFt
NATURALGAS	3,513.00 CCF	361,839 KBtu	4.194 KBtu/SqFt	\$3,395.26	\$0.966 /CCF	\$0.039 /SqFt
SEWER	130.00 CCF			\$1,072.48	\$8.250 /CCF	\$0.012 /SqFt
WATER	372.00 CCF			\$2,890.22	\$7.769 /CCF	\$0.033 /SqFt
<b>Totals:</b>		<b>494,225 KBtu</b>	<b>5.728 KBtu/SqFt</b>	<b>\$11,178.14</b>		



**Energy**

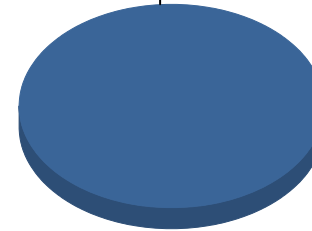
Electric



■ Electric 100.0%  
Total: 100.0%

**Cost**

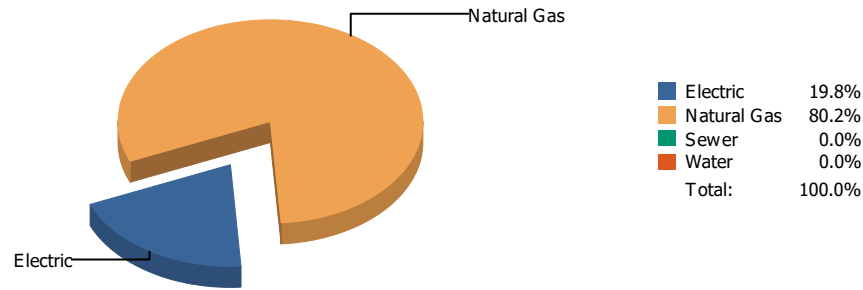
Electric



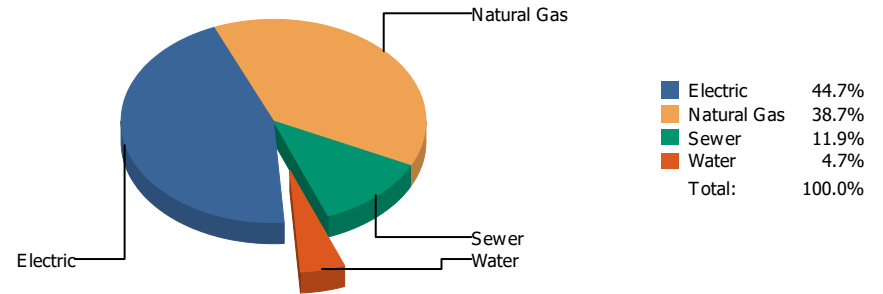
■ Electric 100.0%  
Total: 100.0%

Commodity	Common Use	Energy Use	Energy Use / Area	Total Cost	Cost / Unit	Cost / Area
<b>Place: [HIGHLAND] HIGHLAND/ANNEX 120 [BUILDING]</b>						
<b>Area: 33,705 SqFt</b>						
<b>Billing Period: Mar 2023</b>						
ELECTRIC	30,680.00 kWh	104,680 KBtu	3.106 KBtu/SqFt	\$2,169.88	\$0.071 /kWh	\$0.064 /SqFt
<b>Totals:</b>		<b>104,680 KBtu</b>	<b>3.106 KBtu/SqFt</b>	<b>\$2,169.88</b>		

**Energy**

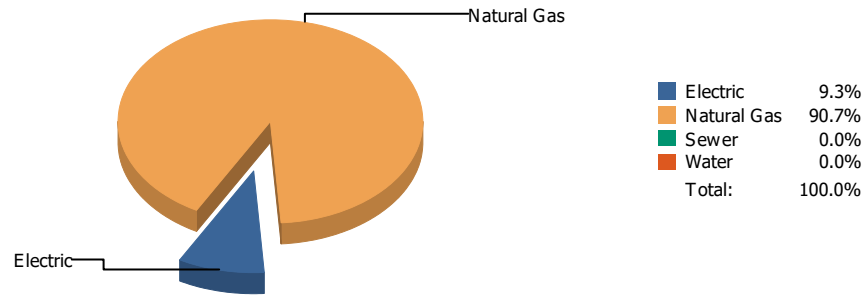


**Cost**

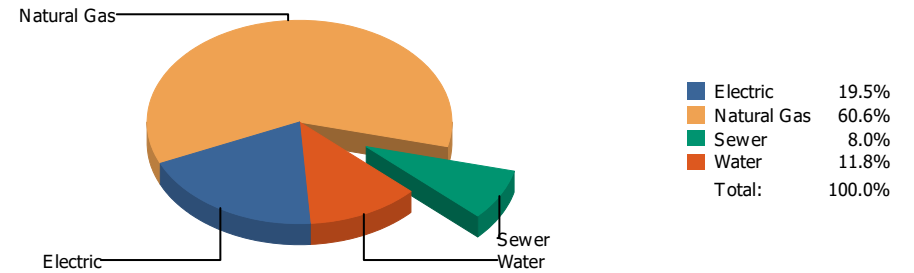


Commodity	Common Use	Energy Use	Energy Use / Area	Total Cost	Cost / Unit	Cost / Area
<b>Place: [HILLSIDE] HILLSIDE 121 [BUILDING]</b>						
<b>Area: 80,656 SqFt</b>						
<b>Billing Period: Mar 2023</b>						
ELECTRIC	28,150.00 kWh	96,048 KBtu	1.191 KBtu/SqFt	\$4,691.15	\$0.167 /kWh	\$0.058 /SqFt
NATURALGAS	3,769.00 CCF	388,207 KBtu	4.813 KBtu/SqFt	\$4,057.09	\$1.076 /CCF	\$0.050 /SqFt
SEWER	185.00 CCF			\$1,247.26	\$6.742 /CCF	\$0.015 /SqFt
WATER	57.00 CCF			\$491.17	\$8.617 /CCF	\$0.006 /SqFt
<b>Totals:</b>		<b>484,255 KBtu</b>	<b>6.004 KBtu/SqFt</b>	<b>\$10,486.67</b>		

**Energy**

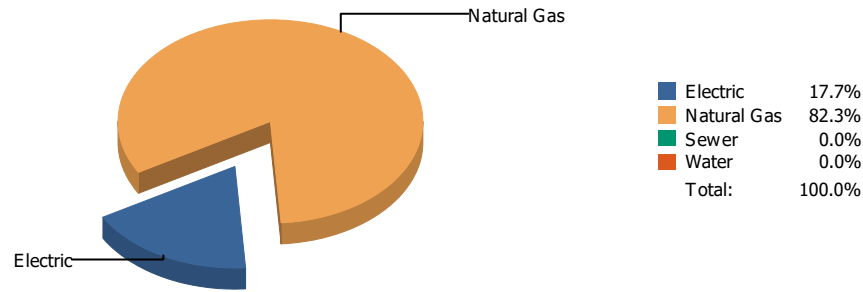


**Cost**

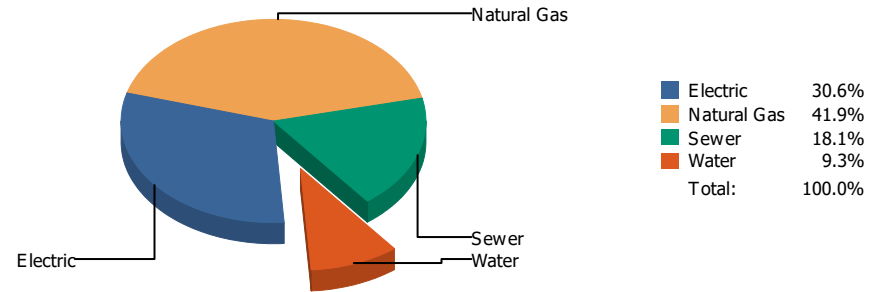


Commodity	Common Use	Energy Use	Energy Use / Area	Total Cost	Cost / Unit	Cost / Area
<b>Place: [HOUSTON] HOUSTON      122 [BUILDING]</b>						
<b>Area: 84,178 SqFt</b>						
<b>Billing Period: Mar 2023</b>						
ELECTRIC	14,880.00 kWh	50,771 KBtu	0.603 KBtu/SqFt	\$1,541.78	\$0.104 /kWh	\$0.018 /SqFt
NATURALGAS	4,805.00 CCF	494,915 KBtu	5.879 KBtu/SqFt	\$4,782.92	\$0.995 /CCF	\$0.057 /SqFt
SEWER	23.00 CCF			\$634.90	\$27.604 /CCF	\$0.008 /SqFt
WATER	101.00 CCF			\$933.31	\$9.241 /CCF	\$0.011 /SqFt
<b>Totals:</b>		<b>545,686 KBtu</b>	<b>6.483 KBtu/SqFt</b>	<b>\$7,892.91</b>		

**Energy**

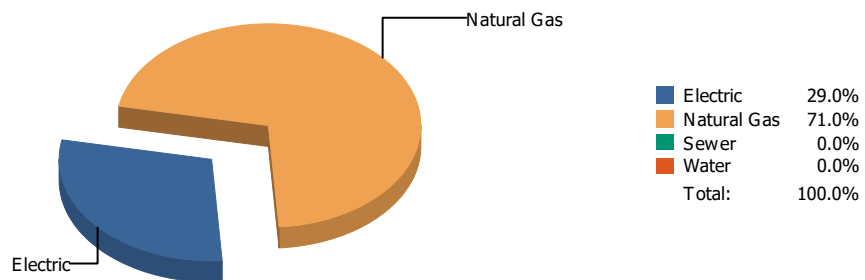


**Cost**

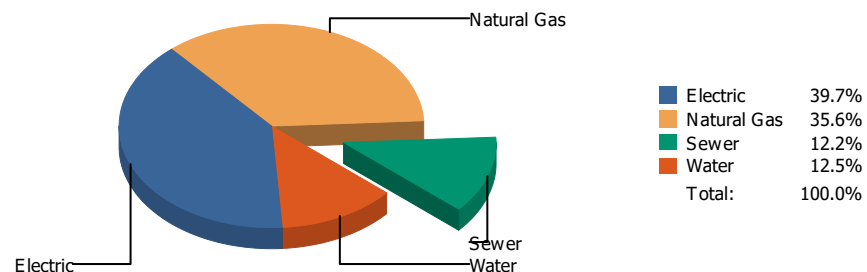


Commodity	Common Use	Energy Use	Energy Use / Area	Total Cost	Cost / Unit	Cost / Area
<b>Place: [HUGHEY] HUGHEY 123 [BUILDING]</b>						
<b>Area: 74,815 SqFt</b>						
<b>Billing Period: Mar 2023</b>						
ELECTRIC	15,064.00 kWh	51,398 KBtu	0.687 KBtu/SqFt	\$2,045.38	\$0.136 /kWh	\$0.027 /SqFt
NATURALGAS	2,328.00 CCF	239,784 KBtu	3.205 KBtu/SqFt	\$2,800.38	\$1.203 /CCF	\$0.037 /SqFt
SEWER	134.00 CCF			\$1,210.05	\$9.030 /CCF	\$0.016 /SqFt
WATER	39.00 CCF			\$622.11	\$15.952 /CCF	\$0.008 /SqFt
<b>Totals:</b>		<b>291,182 KBtu</b>	<b>3.892 KBtu/SqFt</b>	<b>\$6,677.92</b>		

### Energy

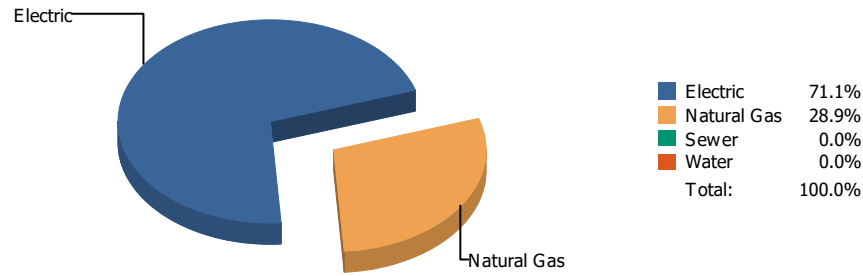


### Cost

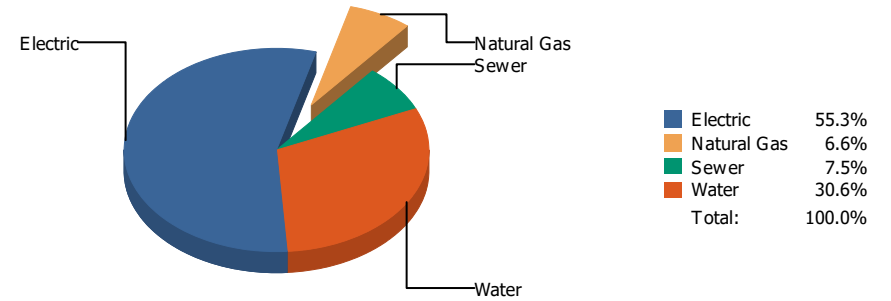


Commodity	Common Use	Energy Use	Energy Use / Area	Total Cost	Cost / Unit	Cost / Area
<b>Place: [IRVIN] IRVIN 008 [BUILDING]</b>						
<b>Area: 303,804 SqFt</b>						
<b>Billing Period: Mar 2023</b>						
ELECTRIC	101,864.00 kWh	347,560 KBtu	1.144 KBtu/SqFt	\$10,712.09	\$0.105 /kWh	\$0.035 /SqFt
NATURALGAS	8,248.00 CCF	849,544 KBtu	2.796 KBtu/SqFt	\$9,622.13	\$1.167 /CCF	\$0.031 /SqFt
SEWER	772.00 CCF			\$3,295.43	\$4.269 /CCF	\$0.011 /SqFt
WATER	570.00 CCF			\$3,385.89	\$5.940 /CCF	\$0.011 /SqFt
<b>Totals:</b>		<b>1,197,104 KBtu</b>	<b>3.940 KBtu/SqFt</b>	<b>\$27,015.54</b>		

**Energy**

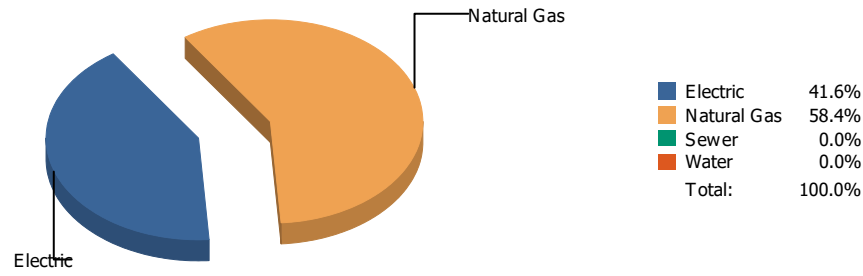


**Cost**

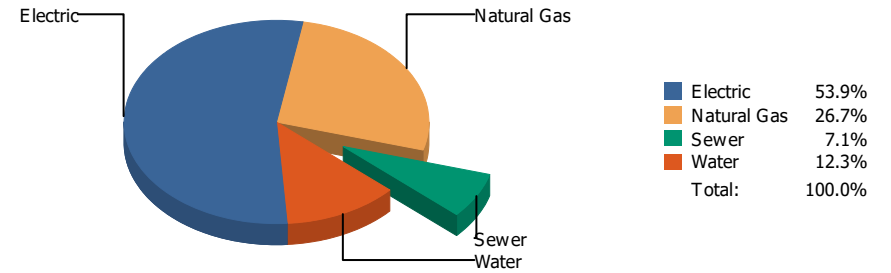


Commodity	Common Use	Energy Use	Energy Use / Area	Total Cost	Cost / Unit	Cost / Area
<b>Place: [J_V_TINAJERO] J. V. TINAJERO 000 [ORGANIZATION]</b>						
<b>* Area Missing</b>						
<b>Billing Period: Mar 2023</b>						
ELECTRIC	74,777.00 kWh	255,139 KBtu		\$7,798.15	\$0.104 /kWh	
NATURALGAS	1,008.00 CCF	103,824 KBtu		\$933.53	\$0.926 /CCF	
SEWER	80.00 CCF			\$1,054.17	\$13.177 /CCF	
WATER	538.00 CCF			\$4,304.65	\$8.001 /CCF	
<b>Totals:</b>		<b>358,963 KBtu</b>		<b>\$14,090.50</b>		

**Energy**

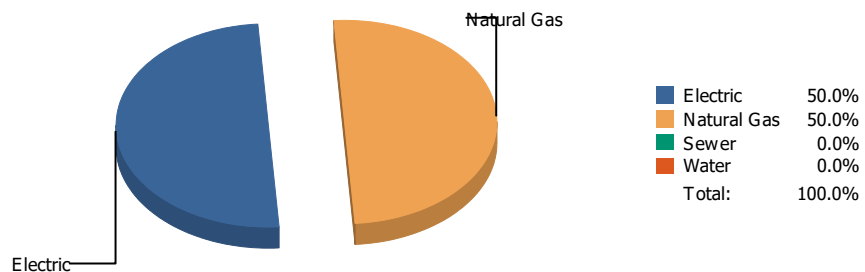


**Cost**

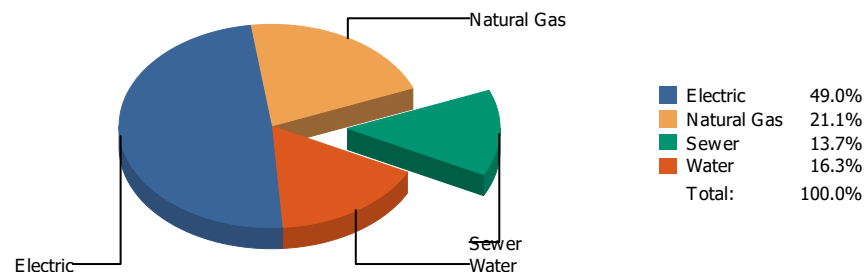


Commodity	Common Use	Energy Use	Energy Use / Area	Total Cost	Cost / Unit	Cost / Area
<b>Place: [JEFFERSN] JEFFERSON 009 [BUILDING]</b>						
<b>Area: 257,708 SqFt</b>						
<b>Billing Period: Mar 2023</b>						
ELECTRIC	98,996.00 kWh	337,774 KBtu	1.311 KBtu/SqFt	\$10,570.39	\$0.107 /kWh	\$0.041 /SqFt
NATURALGAS	4,607.00 CCF	474,521 KBtu	1.841 KBtu/SqFt	\$5,248.35	\$1.139 /CCF	\$0.020 /SqFt
SEWER	180.00 CCF			\$1,390.87	\$7.727 /CCF	\$0.005 /SqFt
WATER	458.00 CCF			\$2,418.87	\$5.281 /CCF	\$0.009 /SqFt
<b>Totals:</b>		<b>812,295 KBtu</b>	<b>3.152 KBtu/SqFt</b>	<b>\$19,628.48</b>		

### Energy



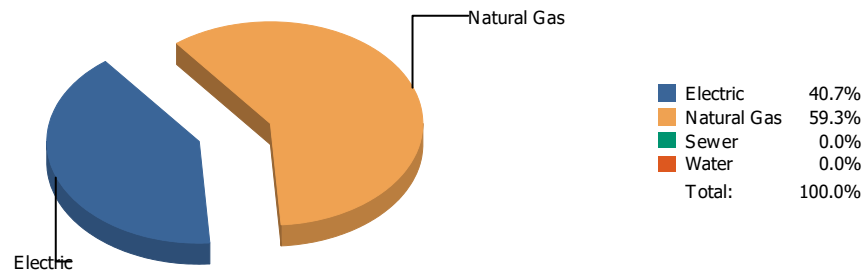
### Cost



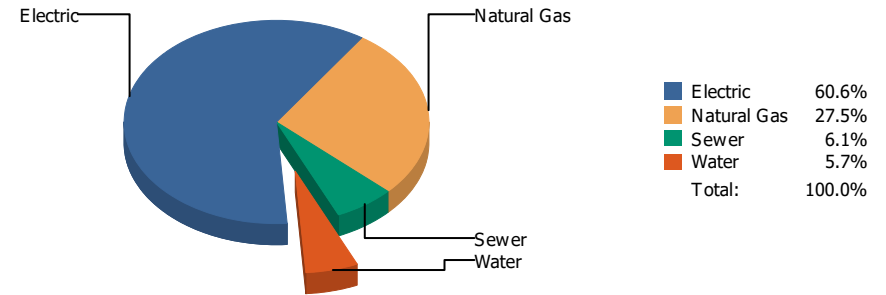
Commodity	Common Use	Energy Use	Energy Use / Area	Total Cost	Cost / Unit	Cost / Area
<b>Place: [JOHNSON] L.B. JOHNSON 155 [BUILDING]</b>						
<b>Area: 87,993 SqFt</b>						
<b>Billing Period: Mar 2023</b>						
ELECTRIC	27,300.00 kWh	93,148 KBtu	1.059 KBtu/SqFt	\$2,402.04	\$0.088 /kWh	\$0.027 /SqFt
NATURALGAS	903.00 CCF	93,009 KBtu	1.057 KBtu/SqFt	\$1,032.50	\$1.143 /CCF	\$0.012 /SqFt
SEWER	78.00 CCF			\$672.11	\$8.617 /CCF	\$0.008 /SqFt
WATER	175.00 CCF			\$798.13	\$4.561 /CCF	\$0.009 /SqFt
<b>Totals:</b>		<b>186,157 KBtu</b>	<b>2.116 KBtu/SqFt</b>	<b>\$4,904.78</b>		



### Energy

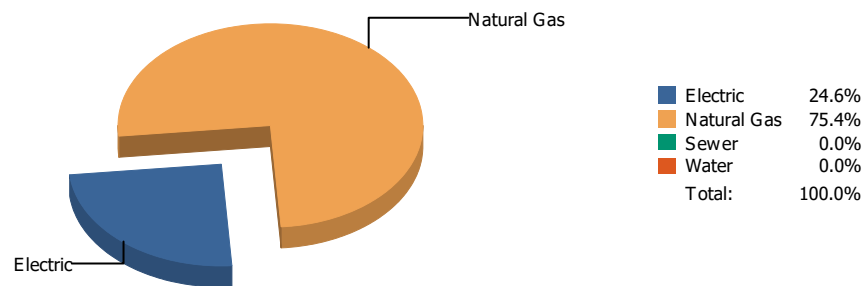


### Cost

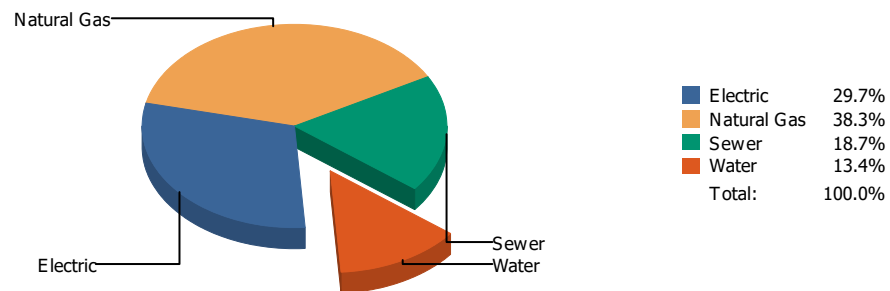


Commodity	Common Use	Energy Use	Energy Use / Area	Total Cost	Cost / Unit	Cost / Area
<b>Place: [KOHLBERG] KOHLBERG ELEMENTARY [BUILDING]</b>						
<b>Area: 99,884 SqFt</b>						
<b>Billing Period: Mar 2023</b>						
ELECTRIC	53,460.00 kWh	182,406 KBtu	1.826 KBtu/SqFt	\$6,101.11	\$0.114 /kWh	\$0.061 /SqFt
NATURALGAS	2,584.00 CCF	266,152 KBtu	2.665 KBtu/SqFt	\$2,769.26	\$1.072 /CCF	\$0.028 /SqFt
SEWER	28.00 CCF			\$618.76	\$22.099 /CCF	\$0.006 /SqFt
WATER	71.00 CCF			\$572.26	\$8.060 /CCF	\$0.006 /SqFt
<b>Totals:</b>		<b>448,558 KBtu</b>	<b>4.491 KBtu/SqFt</b>	<b>\$10,061.39</b>		

**Energy**



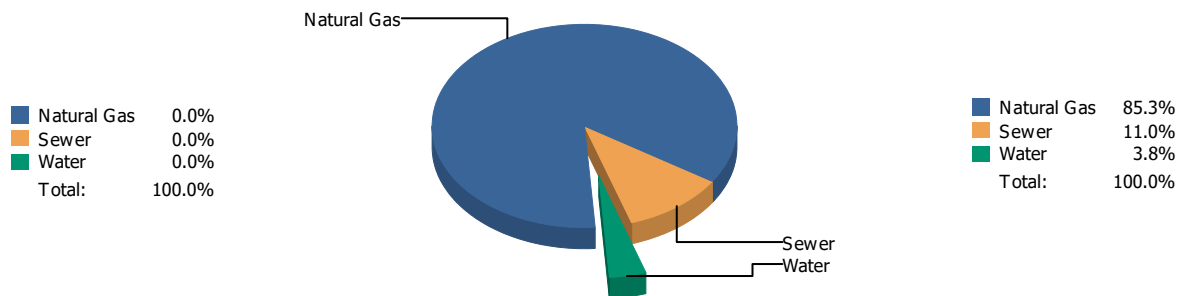
**Cost**



Commodity	Common Use	Energy Use	Energy Use / Area	Total Cost	Cost / Unit	Cost / Area
<b>Place: [LAMAR] LAMAR 125 [BUILDING]</b>						
<b>Area: 76,252 SqFt</b>						
<b>Billing Period: Mar 2023</b>						
ELECTRIC	21,300.00 kWh	72,676 KBtu	0.953 KBtu/SqFt	\$2,024.32	\$0.095 /kWh	\$0.027 /SqFt
NATURALGAS	2,167.00 CCF	223,201 KBtu	2.927 KBtu/SqFt	\$2,608.14	\$1.204 /CCF	\$0.034 /SqFt
SEWER	92.00 CCF			\$1,272.99	\$13.837 /CCF	\$0.017 /SqFt
WATER	101.00 CCF			\$911.93	\$9.029 /CCF	\$0.012 /SqFt
<b>Totals:</b>		<b>295,877 KBtu</b>	<b>3.880 KBtu/SqFt</b>	<b>\$6,817.38</b>		

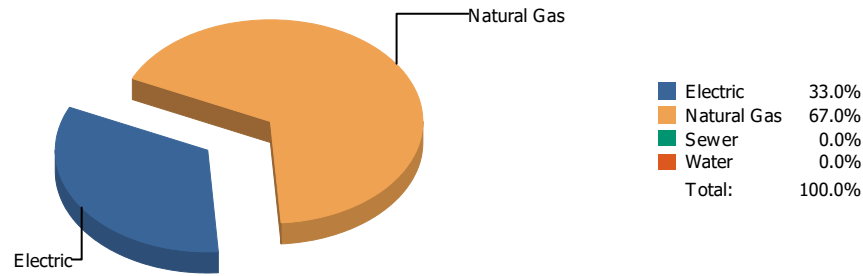
**Energy**

**Cost**

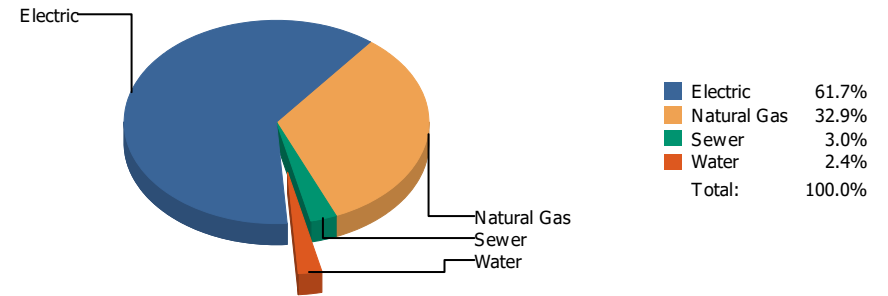


Commodity	Common Use	Energy Use	Energy Use / Area	Total Cost	Cost / Unit	Cost / Area
<b>Place: [LIVE-MAT] LIVE MATERIAL CENTER 929 [BUILDING]</b>						
<b>Area: 2,483 SqFt</b>						
<b>Billing Period: Mar 2023</b>						
NATURALGAS	0.00 CCF	0 KBtu	0.000 KBtu/SqFt	\$430.08	\$0.000 /CCF	\$0.173 /SqFt
SEWER	0.00 CCF			\$55.42	\$0.000 /CCF	\$0.022 /SqFt
WATER	0.00 CCF			\$18.96	\$0.000 /CCF	\$0.008 /SqFt
<b>Totals:</b>		<b>0 KBtu</b>	<b>0.000 KBtu/SqFt</b>	<b>\$504.46</b>		

**Energy**

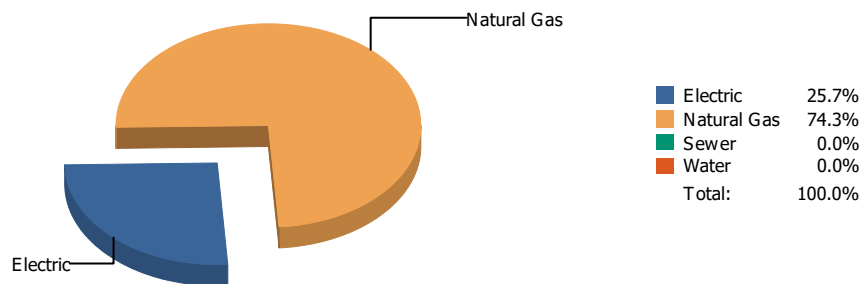


**Cost**

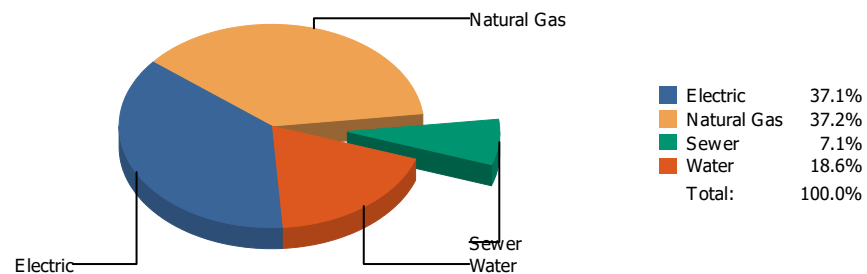


Commodity	Common Use	Energy Use	Energy Use / Area	Total Cost	Cost / Unit	Cost / Area
<b>Place: [LOGAN] LOGAN      128 [BUILDING]</b>						
<b>Area: 72,248 SqFt</b>						
<b>Billing Period: Mar 2023</b>						
ELECTRIC	33,800.00 kWh	115,326 KBtu	1.596 KBtu/SqFt	\$4,258.41	\$0.126 /kWh	\$0.059 /SqFt
NATURALGAS	2,272.00 CCF	234,016 KBtu	3.239 KBtu/SqFt	\$2,273.23	\$1.001 /CCF	\$0.031 /SqFt
SEWER	9.00 CCF			\$204.71	\$22.746 /CCF	\$0.003 /SqFt
WATER	8.00 CCF			\$167.50	\$20.938 /CCF	\$0.002 /SqFt
<b>Totals:</b>		<b>349,342 KBtu</b>	<b>4.835 KBtu/SqFt</b>	<b>\$6,903.85</b>		

### Energy

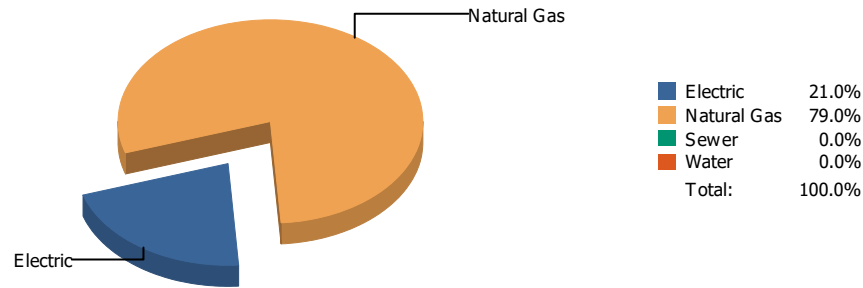


### Cost

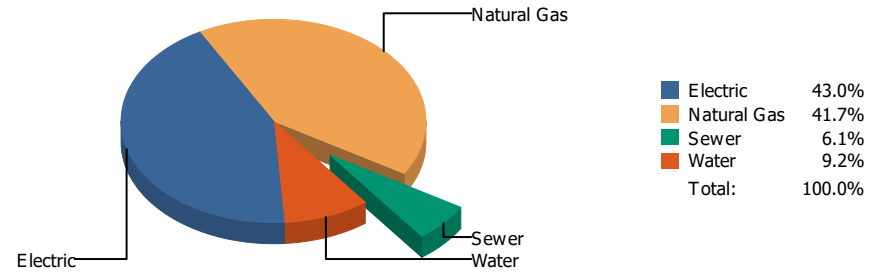


Commodity	Common Use	Energy Use	Energy Use / Area	Total Cost	Cost / Unit	Cost / Area
<b>Place: [LUNDY_2] LUNDY 177 [BUILDING]</b>						
<b>Area: 112,731 SqFt</b>						
<b>Billing Period: Mar 2023</b>						
ELECTRIC	56,200.00 kWh	191,754 KBtu	1.701 KBtu/SqFt	\$5,270.18	\$0.094 /kWh	\$0.047 /SqFt
NATURALGAS	5,372.00 CCF	553,316 KBtu	4.908 KBtu/SqFt	\$5,293.20	\$0.985 /CCF	\$0.047 /SqFt
SEWER	113.00 CCF			\$1,008.22	\$8.922 /CCF	\$0.009 /SqFt
WATER	317.00 CCF			\$2,646.13	\$8.347 /CCF	\$0.023 /SqFt
<b>Totals:</b>		<b>745,070 KBtu</b>	<b>6.609 KBtu/SqFt</b>	<b>\$14,217.73</b>		

**Energy**

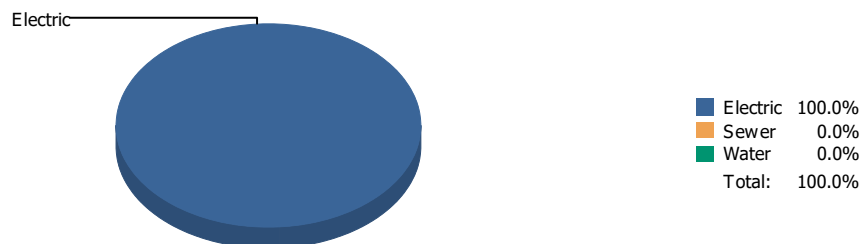


**Cost**

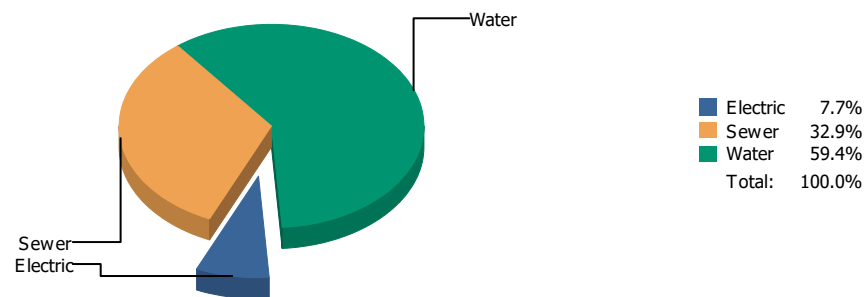


Commodity	Common Use	Energy Use	Energy Use / Area	Total Cost	Cost / Unit	Cost / Area
<b>Place: [MAC] MACARTHUR 129 [BUILDING]</b>						
<b>Area: 143,341 SqFt</b>						
<b>Billing Period: Mar 2023</b>						
ELECTRIC	60,800.00 kWh	207,450 KBtu	1.447 KBtu/SqFt	\$7,288.68	\$0.120 /kWh	\$0.051 /SqFt
NATURALGAS	7,558.00 CCF	778,474 KBtu	5.431 KBtu/SqFt	\$7,057.07	\$0.934 /CCF	\$0.049 /SqFt
SEWER	174.00 CCF			\$1,034.99	\$5.948 /CCF	\$0.007 /SqFt
WATER	290.00 CCF			\$1,550.28	\$5.346 /CCF	\$0.011 /SqFt
<b>Totals:</b>		<b>985,924 KBtu</b>	<b>6.878 KBtu/SqFt</b>	<b>\$16,931.02</b>		

**Energy**

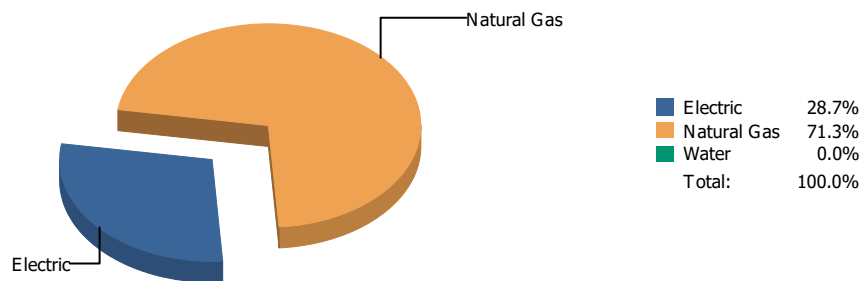


**Cost**

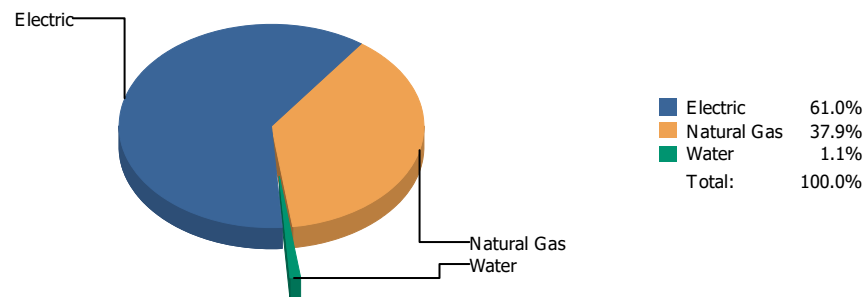


Commodity	Common Use	Energy Use	Energy Use / Area	Total Cost	Cost / Unit	Cost / Area
<b>Place: [MAGOFFIN] MAGOFFIN CUSTODIAL 047 [BUILDING]</b>						
<b>Area: 76,378 SqFt</b>						
<b>Billing Period: Mar 2023</b>						
ELECTRIC	581.00 kWh	1,982 KBtu	0.026 KBtu/SqFt	\$140.85	\$0.242 /kWh	\$0.002 /SqFt
SEWER	6.00 CCF			\$603.76	\$100.627 /CCF	\$0.008 /SqFt
WATER	55.00 CCF			\$1,091.19	\$19.840 /CCF	\$0.014 /SqFt
<b>Totals:</b>		<b>1,982 KBtu</b>	<b>0.026 KBtu/SqFt</b>	<b>\$1,835.80</b>		

**Energy**



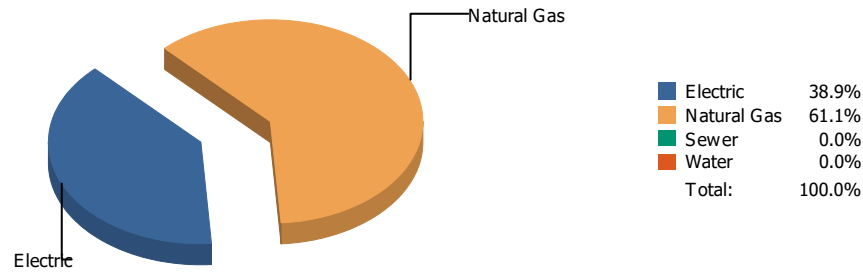
**Cost**



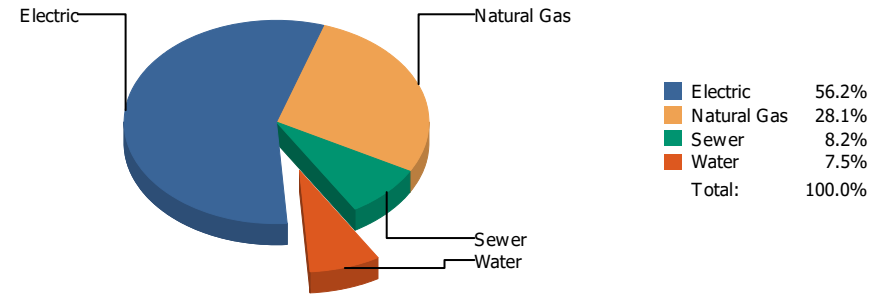
Commodity	Common Use	Energy Use	Energy Use / Area	Total Cost	Cost / Unit	Cost / Area
<b>Place: [MAGOFFINNEWMIDDLESCHOOL] MAGOFFIN MIDDLE SCHOOL [BUILDING]</b>						
<b>Area: 116,136 SqFt</b>						
<b>Billing Period: Mar 2023</b>						
ELECTRIC	59,000.00 kWh	201,308 KBtu	1.733 KBtu/SqFt	\$7,765.82	\$0.132 /kWh	\$0.067 /SqFt
NATURALGAS	4,847.00 CCF	499,241 KBtu	4.299 KBtu/SqFt	\$4,821.09	\$0.995 /CCF	\$0.041 /SqFt
WATER	0.00 CCF			\$134.17	\$0.000 /CCF	\$0.001 /SqFt
<b>Totals:</b>		<b>700,549 KBtu</b>	<b>6.032 KBtu/SqFt</b>	<b>\$12,721.08</b>		



**Energy**

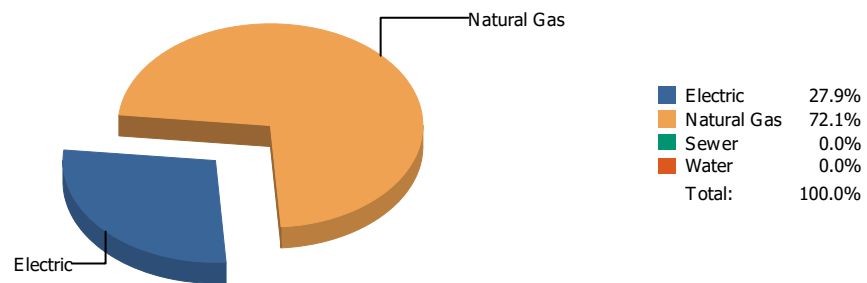


**Cost**

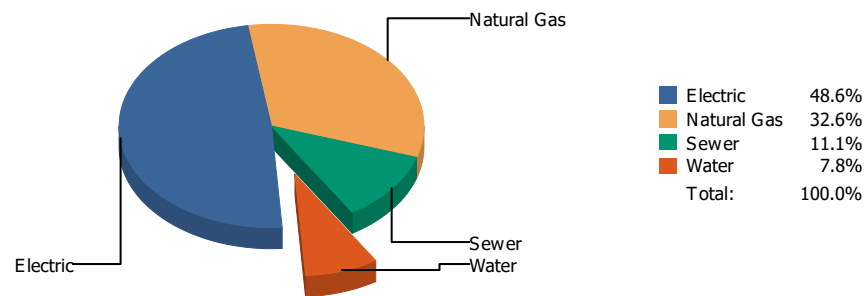


Commodity	Common Use	Energy Use	Energy Use / Area	Total Cost	Cost / Unit	Cost / Area
<b>Place: [MAXINE] MAXINE SILVA HEALTH MAGNET 011 [BUILDING]</b>						
<b>Area: 80,909 SqFt</b>						
<b>Billing Period: Mar 2023</b>						
ELECTRIC	43,500.00 kWh	148,422 KBtu	1.834 KBtu/SqFt	\$4,531.30	\$0.104 /kWh	\$0.056 /SqFt
NATURALGAS	2,262.00 CCF	232,986 KBtu	2.880 KBtu/SqFt	\$2,264.18	\$1.001 /CCF	\$0.028 /SqFt
SEWER	76.00 CCF			\$664.55	\$8.744 /CCF	\$0.008 /SqFt
WATER	91.00 CCF			\$608.31	\$6.685 /CCF	\$0.007 /SqFt
<b>Totals:</b>		<b>381,408 KBtu</b>	<b>4.714 KBtu/SqFt</b>	<b>\$8,068.34</b>		

### Energy



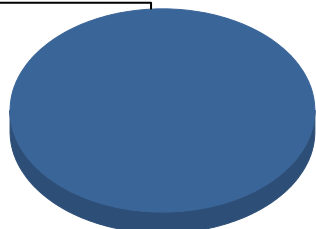
### Cost



Commodity	Common Use	Energy Use	Energy Use / Area	Total Cost	Cost / Unit	Cost / Area
<b>Place: [MESITA] MESITA      130 [BUILDING]</b>						
<b>Area: 100,583 SqFt</b>						
<b>Billing Period: Mar 2023</b>						
ELECTRIC	36,360.00 kWh	124,060 KBtu	1.233 KBtu/SqFt	\$4,832.79	\$0.133 /kWh	\$0.048 /SqFt
NATURALGAS	3,111.00 CCF	320,433 KBtu	3.186 KBtu/SqFt	\$3,246.38	\$1.044 /CCF	\$0.032 /SqFt
SEWER	138.00 CCF			\$1,102.72	\$7.991 /CCF	\$0.011 /SqFt
WATER	64.00 CCF			\$771.64	\$12.057 /CCF	\$0.008 /SqFt
<b>Totals:</b>		<b>444,493 KBtu</b>	<b>4.419 KBtu/SqFt</b>	<b>\$9,953.53</b>		

**Energy**

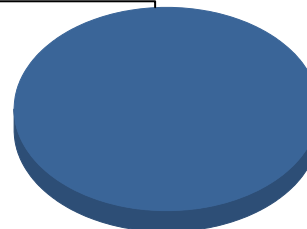
Electric



■ Electric 100.0%  
Total: 100.0%

**Cost**

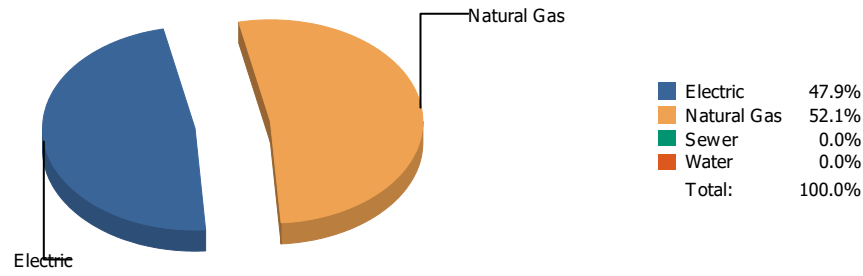
Electric



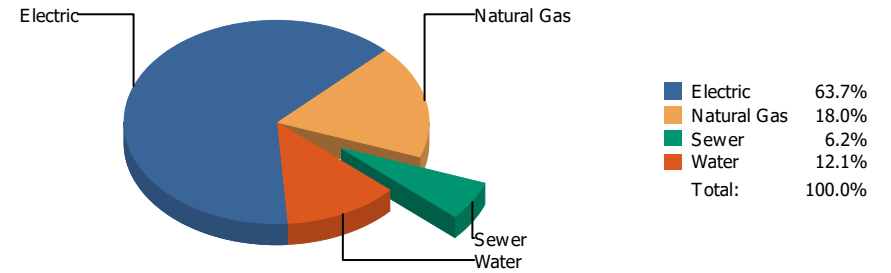
■ Electric 100.0%  
Total: 100.0%

Commodity	Common Use	Energy Use	Energy Use / Area	Total Cost	Cost / Unit	Cost / Area
<b>Place: [MILAM] MILAM 131 [BUILDING]</b>						
<b>Area: 63,641 SqFt</b>						
<b>Billing Period: Mar 2023</b>						
ELECTRIC	11,760.00 kWh	40,125 KBtu	0.630 KBtu/SqFt	\$1,464.63	\$0.125 /kWh	\$0.023 /SqFt
<b>Totals:</b>		<b>40,125 KBtu</b>	<b>0.630 KBtu/SqFt</b>	<b>\$1,464.63</b>		

**Energy**

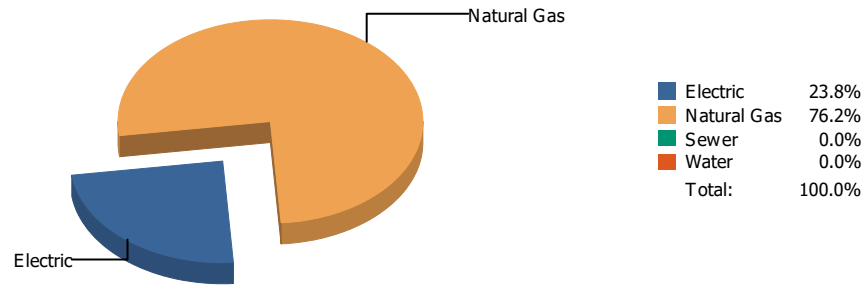


**Cost**

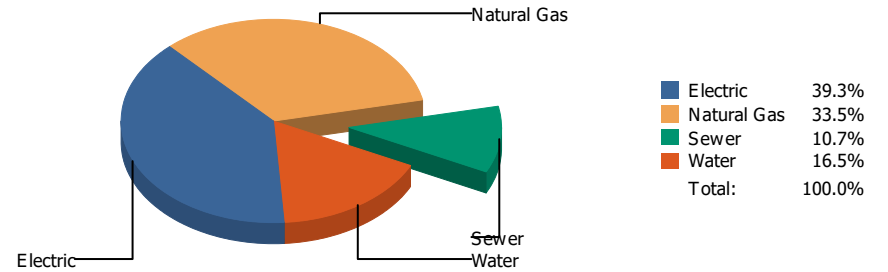


Commodity	Common Use	Energy Use	Energy Use / Area	Total Cost	Cost / Unit	Cost / Area
<b>Place: [MOREHEAD] MOREHEAD 046 [BUILDING]</b>						
<b>Area: 119,353 SqFt</b>						
<b>Billing Period: Mar 2023</b>						
ELECTRIC	100,131.00 kWh	341,647 KBtu	2.862 KBtu/SqFt	\$13,825.72	\$0.138 /kWh	\$0.116 /SqFt
NATURALGAS	3,614.00 CCF	372,242 KBtu	3.119 KBtu/SqFt	\$3,916.51	\$1.084 /CCF	\$0.033 /SqFt
SEWER	47.00 CCF			\$1,339.82	\$28.507 /CCF	\$0.011 /SqFt
WATER	564.00 CCF			\$2,625.17	\$4.655 /CCF	\$0.022 /SqFt
<b>Totals:</b>		<b>713,889 KBtu</b>	<b>5.981 KBtu/SqFt</b>	<b>\$21,707.22</b>		

**Energy**

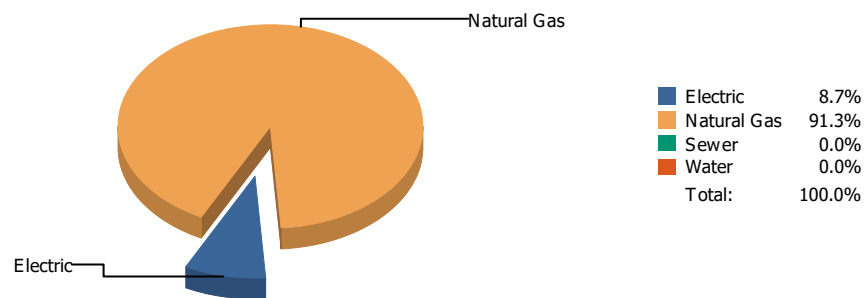


**Cost**

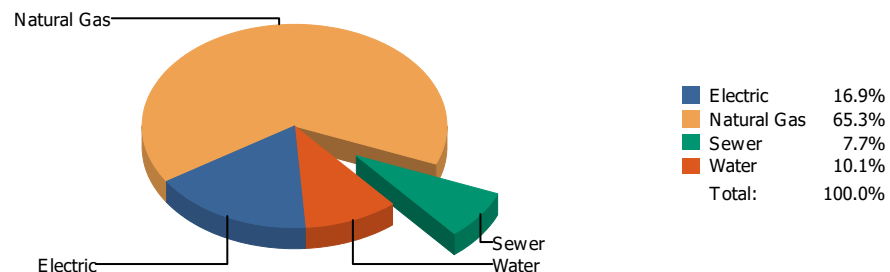


Commodity	Common Use	Energy Use	Energy Use / Area	Total Cost	Cost / Unit	Cost / Area
<b>Place: [MOYE_2] MOYE [BUILDING]</b>						
<b>Area: 93,197 SqFt</b>						
<b>Billing Period: Mar 2023</b>						
ELECTRIC	30,360.00 kWh	103,588 KBtu	1.111 KBtu/SqFt	\$3,677.89	\$0.121 /kWh	\$0.039 /SqFt
NATURALGAS	3,228.00 CCF	332,484 KBtu	3.568 KBtu/SqFt	\$3,139.29	\$0.973 /CCF	\$0.034 /SqFt
SEWER	111.00 CCF			\$1,000.66	\$9.015 /CCF	\$0.011 /SqFt
WATER	248.00 CCF			\$1,550.09	\$6.250 /CCF	\$0.017 /SqFt
<b>Totals:</b>		<b>436,072 KBtu</b>	<b>4.679 KBtu/SqFt</b>	<b>\$9,367.93</b>		

### Energy



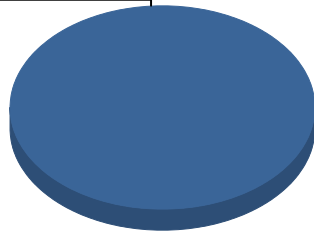
### Cost



Commodity	Common Use	Energy Use	Energy Use / Area	Total Cost	Cost / Unit	Cost / Area
<b>Place: [MULTI-MEDIACENTER] MULTI-MEDIA CENTER [BUILDING]</b>						
<b>Area: 27,633 SqFt</b>						
<b>Billing Period: Mar 2023</b>						
ELECTRIC	9,455.00 kWh	32,260 KBtu	1.167 KBtu/SqFt	\$822.08	\$0.087 /kWh	\$0.030 /SqFt
NATURALGAS	3,276.00 CCF	337,428 KBtu	12.211 KBtu/SqFt	\$3,180.70	\$0.971 /CCF	\$0.115 /SqFt
SEWER	54.00 CCF			\$374.81	\$6.941 /CCF	\$0.014 /SqFt
WATER	100.00 CCF			\$491.74	\$4.917 /CCF	\$0.018 /SqFt
<b>Totals:</b>		<b>369,688 KBtu</b>	<b>13.379 KBtu/SqFt</b>	<b>\$4,869.33</b>		

**Energy**

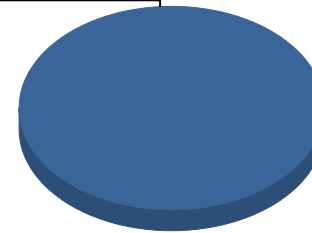
Electric



■ Electric 100.0%  
Total: 100.0%

**Cost**

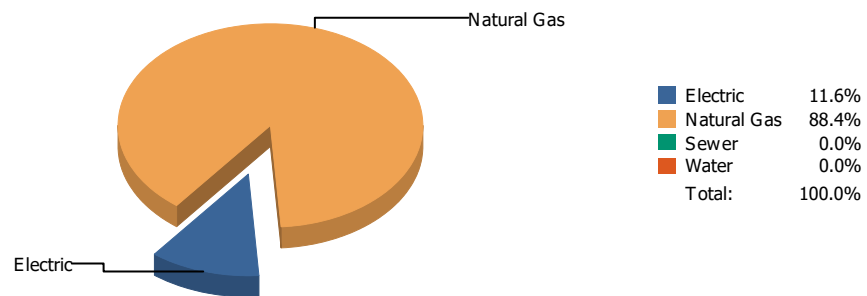
Electric



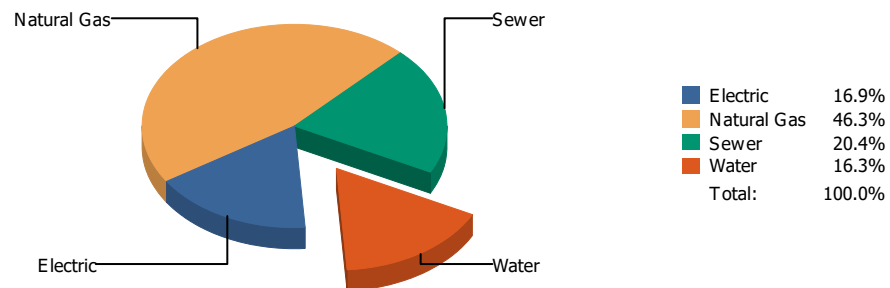
■ Electric 100.0%  
Total: 100.0%

Commodity	Common Use	Energy Use	Energy Use / Area	Total Cost	Cost / Unit	Cost / Area
<b>Place: [NE-AREA-OFFICES] N.E. AREA OFFICES Hondo Cottages 882 [BUILDING]</b>						
<b>Area: 7,328 SqFt</b>						
<b>Billing Period: Mar 2023</b>						
ELECTRIC	80.00 kWh	273 KBtu	0.037 KBtu/SqFt	\$45.31	\$0.566 /kWh	\$0.006 /SqFt
<b>Totals:</b>		<b>273 KBtu</b>	<b>0.037 KBtu/SqFt</b>	<b>\$45.31</b>		

### Energy



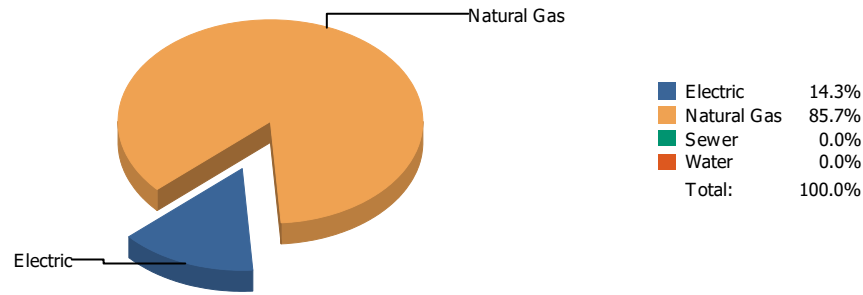
### Cost



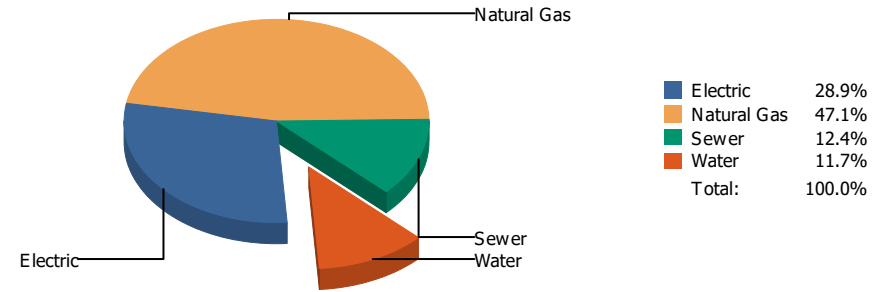
Commodity	Common Use	Energy Use	Energy Use / Area	Total Cost	Cost / Unit	Cost / Area
<b>Place: [NETTRANSPORTATION] N.E. TRANSPORTATION 826 [BUILDING]</b>						
<b>Area: 5,995 SqFt</b>						
<b>Billing Period: Mar 2023</b>						
ELECTRIC	5,834.00 kWh	19,906 KBtu	3.320 KBtu/SqFt	\$565.97	\$0.097 /kWh	\$0.094 /SqFt
NATURALGAS	1,471.00 CCF	151,513 KBtu	25.273 KBtu/SqFt	\$1,547.61	\$1.052 /CCF	\$0.258 /SqFt
SEWER	27.00 CCF			\$683.14	\$25.301 /CCF	\$0.114 /SqFt
WATER	34.00 CCF			\$546.55	\$16.075 /CCF	\$0.091 /SqFt
<b>Totals:</b>		<b>171,419 KBtu</b>	<b>28.594 KBtu/SqFt</b>	<b>\$3,343.27</b>		



**Energy**

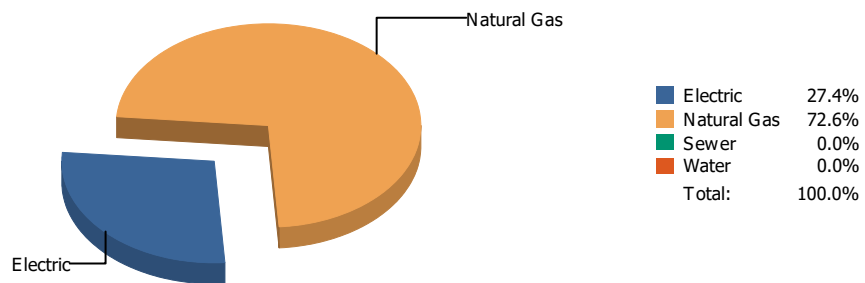


**Cost**

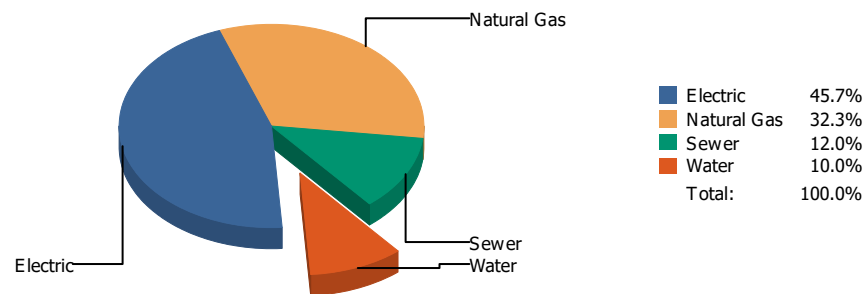


Commodity	Common Use	Energy Use	Energy Use / Area	Total Cost	Cost / Unit	Cost / Area
<b>Place: [NEWMAN] NEWMAN ELEMENTARY 133 [BUILDING]</b>						
<b>Area: 73,291 SqFt</b>						
<b>Billing Period: Mar 2023</b>						
ELECTRIC	15,660.00 kWh	53,432 KBtu	0.729 KBtu/SqFt	\$2,118.87	\$0.135 /kWh	\$0.029 /SqFt
NATURALGAS	3,102.00 CCF	319,506 KBtu	4.359 KBtu/SqFt	\$3,455.20	\$1.114 /CCF	\$0.047 /SqFt
SEWER	159.00 CCF			\$907.36	\$5.707 /CCF	\$0.012 /SqFt
WATER	174.00 CCF			\$859.26	\$4.938 /CCF	\$0.012 /SqFt
<b>Totals:</b>		<b>372,938 KBtu</b>	<b>5.088 KBtu/SqFt</b>	<b>\$7,340.69</b>		

### Energy

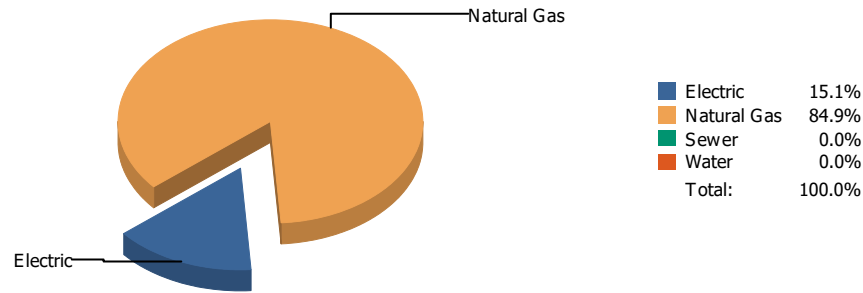


### Cost

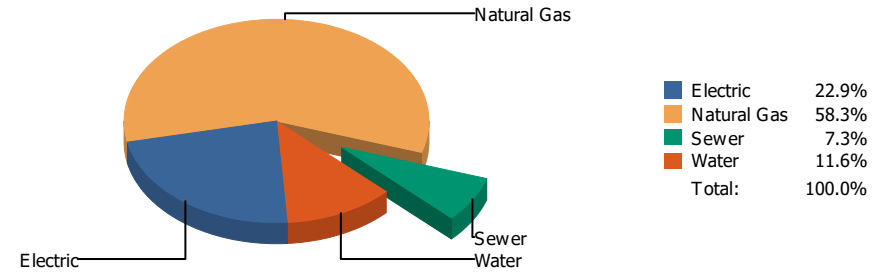


Commodity	Common Use	Energy Use	Energy Use / Area	Total Cost	Cost / Unit	Cost / Area
<b>Place: [NIXON] L.A. NIXON      161 [BUILDING]</b>						
<b>Area: 76,873 SqFt</b>						
<b>Billing Period: Mar 2023</b>						
ELECTRIC	25,480.00 kWh	86,938 KBtu	1.131 KBtu/SqFt	\$3,474.27	\$0.136 /kWh	\$0.045 /SqFt
NATURALGAS	2,235.00 CCF	230,205 KBtu	2.995 KBtu/SqFt	\$2,454.79	\$1.098 /CCF	\$0.032 /SqFt
SEWER	61.00 CCF			\$914.19	\$14.987 /CCF	\$0.012 /SqFt
WATER	77.00 CCF			\$760.63	\$9.878 /CCF	\$0.010 /SqFt
<b>Totals:</b>		<b>317,143 KBtu</b>	<b>4.126 KBtu/SqFt</b>	<b>\$7,603.88</b>		

**Energy**

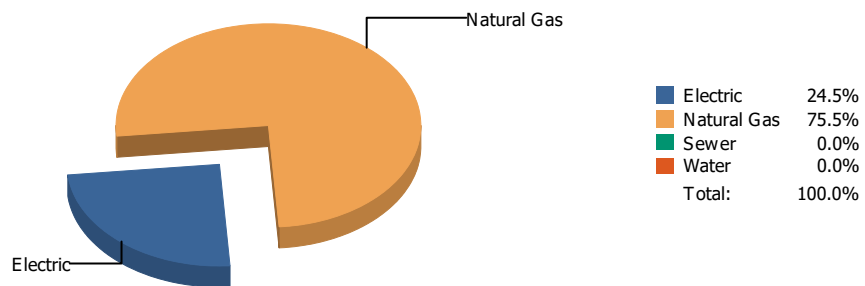


**Cost**

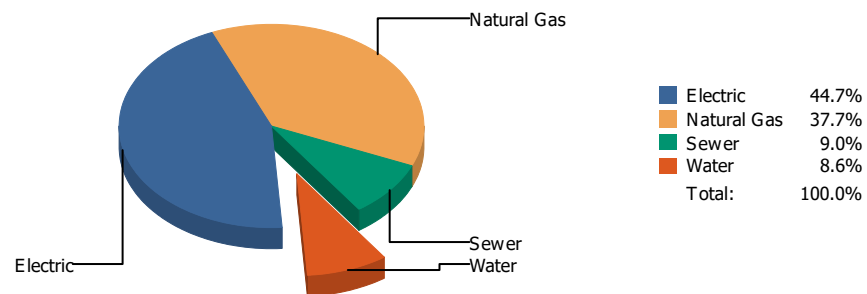


Commodity	Common Use	Energy Use	Energy Use / Area	Total Cost	Cost / Unit	Cost / Area
<b>Place: [OCC-CTR] OCCUPATIONAL CTR. [BUILDING]</b>						
<b>Area: 11,845 SqFt</b>						
<b>Billing Period: Mar 2023</b>						
ELECTRIC	5,900.00 kWh	20,131 KBtu	1.700 KBtu/SqFt	\$475.39	\$0.081 /kWh	\$0.040 /SqFt
NATURALGAS	1,101.00 CCF	113,403 KBtu	9.574 KBtu/SqFt	\$1,211.75	\$1.101 /CCF	\$0.102 /SqFt
SEWER	4.00 CCF			\$150.77	\$37.693 /CCF	\$0.013 /SqFt
WATER	44.00 CCF			\$241.51	\$5.489 /CCF	\$0.020 /SqFt
<b>Totals:</b>		<b>133,534 KBtu</b>	<b>11.273 KBtu/SqFt</b>	<b>\$2,079.42</b>		

### Energy

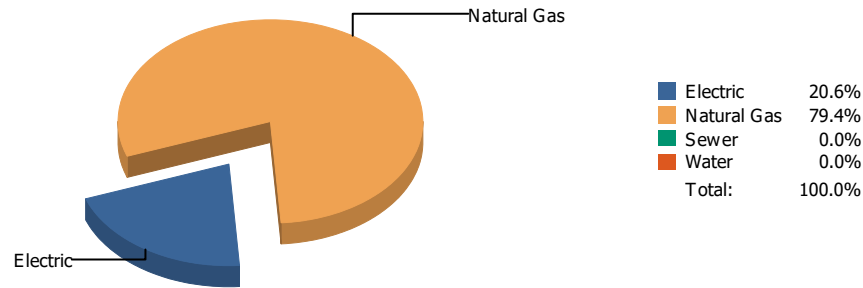


### Cost

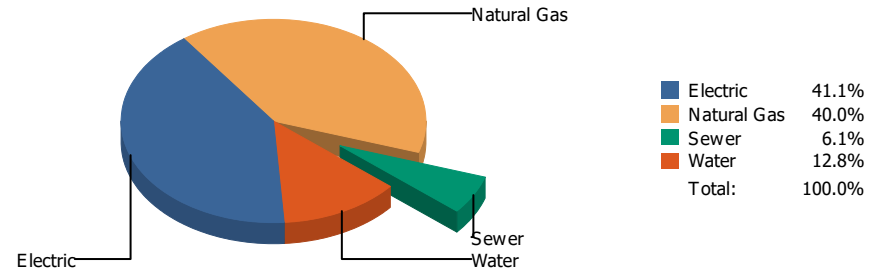


Commodity	Common Use	Energy Use	Energy Use / Area	Total Cost	Cost / Unit	Cost / Area
<b>Place: [PARK] PARK      134 [BUILDING]</b>						
<b>Area: 63,609 SqFt</b>						
<b>Billing Period: Mar 2023</b>						
ELECTRIC	29,153.00 kWh	99,470 KBtu	1.564 KBtu/SqFt	\$3,705.95	\$0.127 /kWh	\$0.058 /SqFt
NATURALGAS	2,978.00 CCF	306,734 KBtu	4.822 KBtu/SqFt	\$3,128.14	\$1.050 /CCF	\$0.049 /SqFt
SEWER	72.00 CCF			\$749.19	\$10.405 /CCF	\$0.012 /SqFt
WATER	108.00 CCF			\$713.06	\$6.602 /CCF	\$0.011 /SqFt
<b>Totals:</b>		<b>406,204 KBtu</b>	<b>6.386 KBtu/SqFt</b>	<b>\$8,296.34</b>		

**Energy**

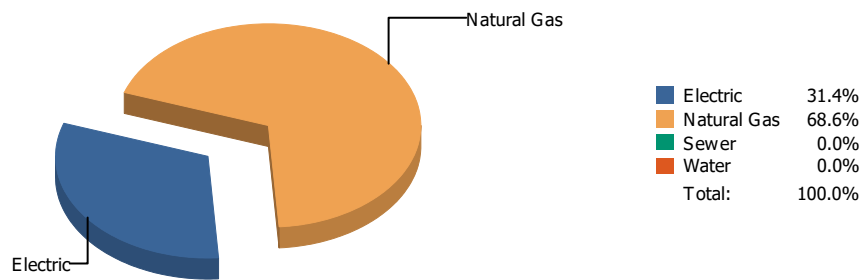


**Cost**

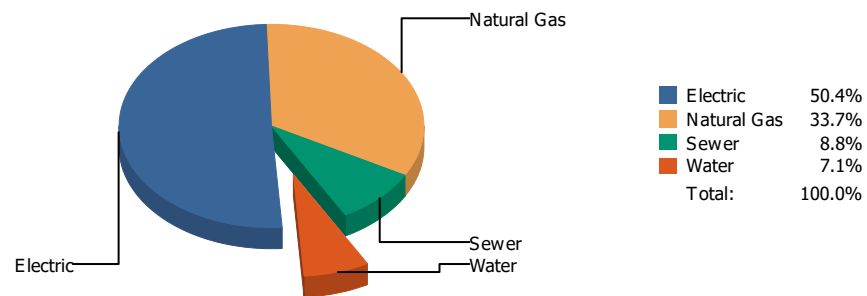


Commodity	Common Use	Energy Use	Energy Use / Area	Total Cost	Cost / Unit	Cost / Area
<b>Place: [PAUL-MORENO_1] PAUL MORENO 167 [BUILDING]</b>						
<b>Area: 87,824 SqFt</b>						
<b>Billing Period: Mar 2023</b>						
ELECTRIC	39,400.00 kWh	134,433 KBtu	1.531 KBtu/SqFt	\$5,129.21	\$0.130 /kWh	\$0.058 /SqFt
NATURALGAS	5,039.00 CCF	519,017 KBtu	5.910 KBtu/SqFt	\$4,994.88	\$0.991 /CCF	\$0.057 /SqFt
SEWER	65.00 CCF			\$758.62	\$11.671 /CCF	\$0.009 /SqFt
WATER	274.00 CCF			\$1,591.86	\$5.810 /CCF	\$0.018 /SqFt
<b>Totals:</b>		<b>653,450 KBtu</b>	<b>7.440 KBtu/SqFt</b>	<b>\$12,474.57</b>		

### Energy

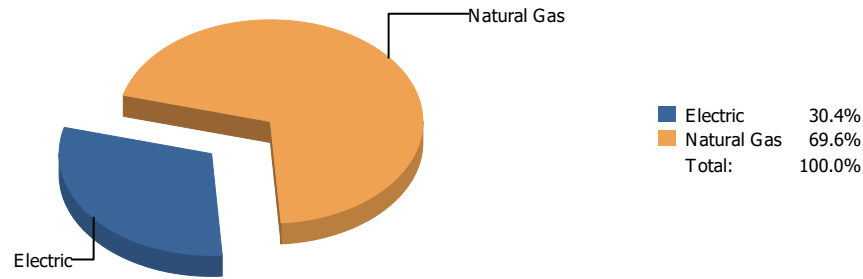


### Cost

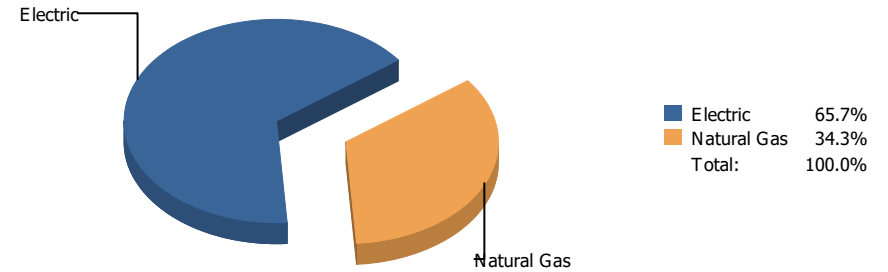


Commodity	Common Use	Energy Use	Energy Use / Area	Total Cost	Cost / Unit	Cost / Area
<b>Place: [POLK] POLK      159 [BUILDING]</b>						
<b>Area: 67,321 SqFt</b>						
<b>Billing Period: Mar 2023</b>						
ELECTRIC	42,360.00 kWh	144,532 KBtu	2.147 KBtu/SqFt	\$4,796.19	\$0.113 /kWh	\$0.071 /SqFt
NATURALGAS	3,066.00 CCF	315,798 KBtu	4.691 KBtu/SqFt	\$3,205.65	\$1.046 /CCF	\$0.048 /SqFt
SEWER	122.00 CCF			\$838.43	\$6.872 /CCF	\$0.012 /SqFt
WATER	126.00 CCF			\$672.50	\$5.337 /CCF	\$0.010 /SqFt
<b>Totals:</b>		<b>460,330 KBtu</b>	<b>6.838 KBtu/SqFt</b>	<b>\$9,512.77</b>		

**Energy**

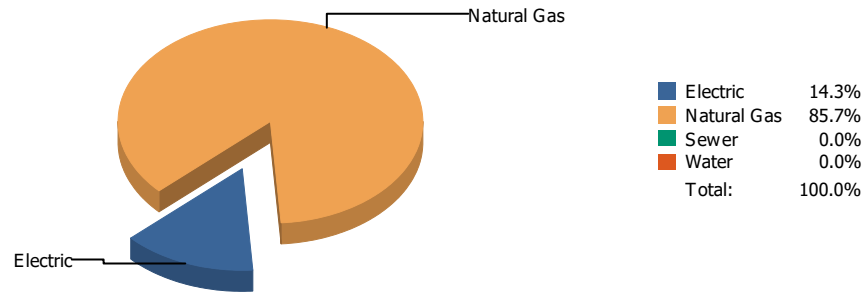


**Cost**

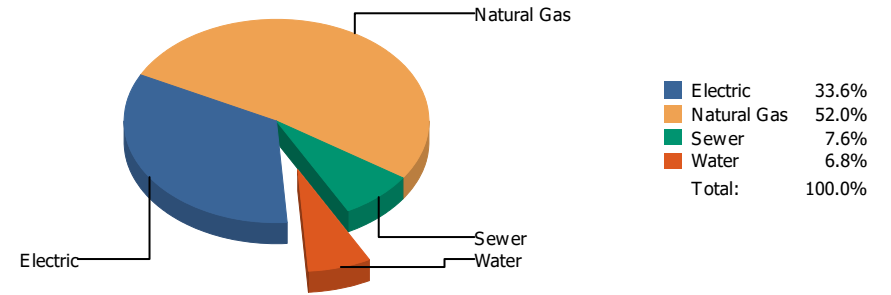


Commodity	Common Use	Energy Use	Energy Use / Area	Total Cost	Cost / Unit	Cost / Area
<b>Place: [POWELL_2] POWELL</b>		<b>175 [BUILDING]</b>				
<b>Area: 79,770 SqFt</b>						
<b>Billing Period: Mar 2023</b>						
ELECTRIC	29,880.00 kWh	101,951 KBtu	1.278 KBtu/SqFt	\$4,354.06	\$0.146 /kWh	\$0.055 /SqFt
NATURALGAS	2,271.00 CCF	233,913 KBtu	2.932 KBtu/SqFt	\$2,272.34	\$1.001 /CCF	\$0.028 /SqFt
<b>Totals:</b>		<b>335,864 KBtu</b>	<b>4.210 KBtu/SqFt</b>	<b>\$6,626.40</b>		

**Energy**



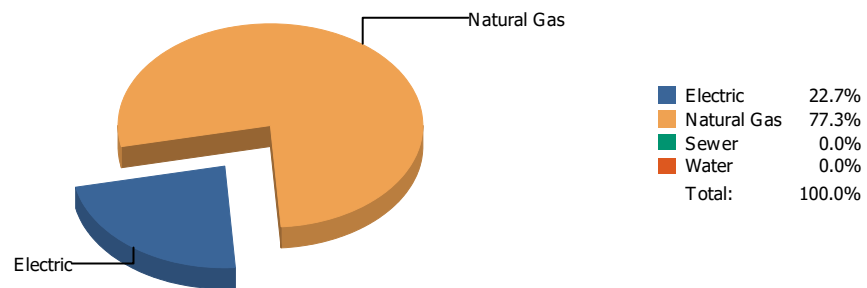
**Cost**



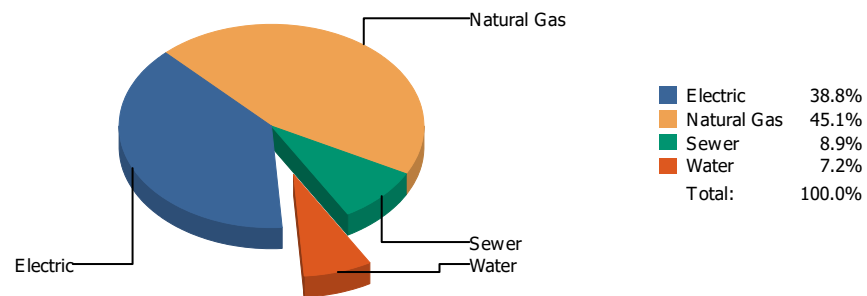
Commodity	Common Use	Energy Use	Energy Use / Area	Total Cost	Cost / Unit	Cost / Area
<b>Place: [PROFESSIONAL-DEV] EPISD PROF DEVELOPMENT CENTER931 [BUILDING]</b>						
<b>Area: 18,400 SqFt</b>						
<b>Billing Period: Mar 2023</b>						
ELECTRIC	6,280.00 kWh	21,427 KBtu	1.165 KBtu/SqFt	\$870.32	\$0.139 /kWh	\$0.047 /SqFt
NATURALGAS	1,247.00 CCF	128,441 KBtu	6.980 KBtu/SqFt	\$1,344.69	\$1.078 /CCF	\$0.073 /SqFt
SEWER	16.00 CCF			\$196.13	\$12.258 /CCF	\$0.011 /SqFt
WATER	12.00 CCF			\$175.72	\$14.643 /CCF	\$0.009 /SqFt
<b>Totals:</b>		<b>149,868 KBtu</b>	<b>8.145 KBtu/SqFt</b>	<b>\$2,586.86</b>		



### Energy

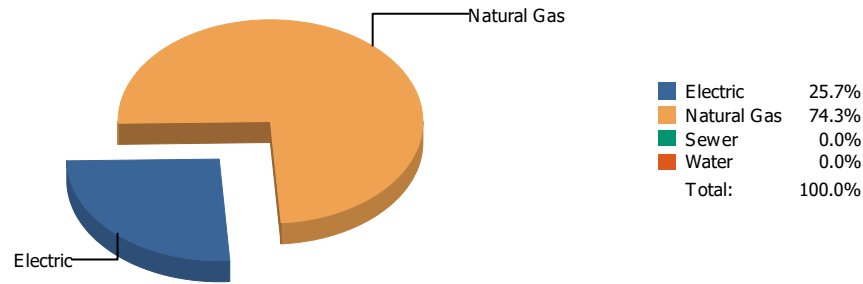


### Cost

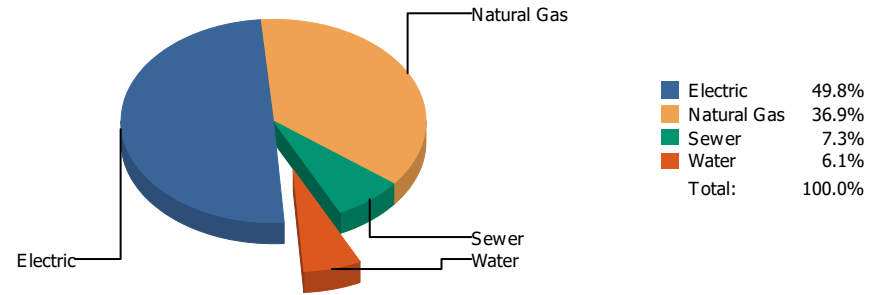


Commodity	Common Use	Energy Use	Energy Use / Area	Total Cost	Cost / Unit	Cost / Area
<b>Place: [PUTNAM] PUTNAM 135 [BUILDING]</b>						
<b>Area: 61,978 SqFt</b>						
<b>Billing Period: Mar 2023</b>						
ELECTRIC	28,285.00 kWh	96,508 KBtu	1.557 KBtu/SqFt	\$2,851.23	\$0.101 /kWh	\$0.046 /SqFt
NATURALGAS	3,192.00 CCF	328,776 KBtu	5.305 KBtu/SqFt	\$3,319.69	\$1.040 /CCF	\$0.053 /SqFt
SEWER	90.00 CCF			\$657.36	\$7.304 /CCF	\$0.011 /SqFt
WATER	96.00 CCF			\$526.56	\$5.485 /CCF	\$0.008 /SqFt
<b>Totals:</b>		<b>425,284 KBtu</b>	<b>6.862 KBtu/SqFt</b>	<b>\$7,354.84</b>		

**Energy**

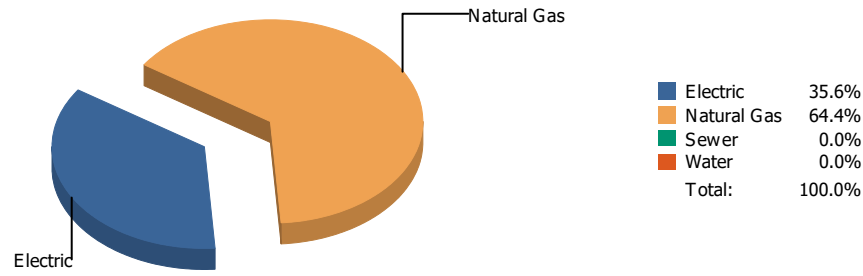


**Cost**

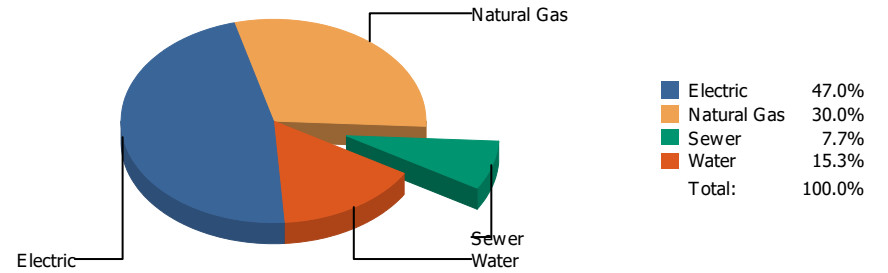


Commodity	Common Use	Energy Use	Energy Use / Area	Total Cost	Cost / Unit	Cost / Area
<b>Place: [RICHARDS] RICHARDSON [BUILDING]</b>						
<b>Area: 115,872 SqFt</b>						
<b>Billing Period: Mar 2023</b>						
ELECTRIC	48,600.00 kWh	165,823 KBtu	1.431 KBtu/SqFt	\$5,980.69	\$0.123 /kWh	\$0.052 /SqFt
NATURALGAS	4,653.00 CCF	479,259 KBtu	4.136 KBtu/SqFt	\$4,430.18	\$0.952 /CCF	\$0.038 /SqFt
SEWER	131.00 CCF			\$872.45	\$6.660 /CCF	\$0.008 /SqFt
WATER	98.00 CCF			\$733.96	\$7.489 /CCF	\$0.006 /SqFt
<b>Totals:</b>		<b>645,082 KBtu</b>	<b>5.567 KBtu/SqFt</b>	<b>\$12,017.28</b>		

**Energy**



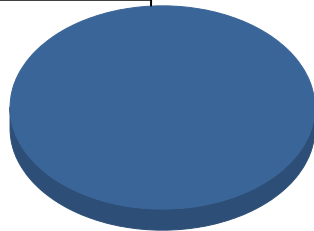
**Cost**



Commodity	Common Use	Energy Use	Energy Use / Area	Total Cost	Cost / Unit	Cost / Area
<b>Place: [RIVERA] RIVERA      156 [BUILDING]</b>						
<b>Area: 77,562 SqFt</b>						
<b>Billing Period: Mar 2023</b>						
ELECTRIC	37,755.00 kWh	128,820 KBtu	1.661 KBtu/SqFt	\$3,880.33	\$0.103 /kWh	\$0.050 /SqFt
NATURALGAS	2,262.00 CCF	232,986 KBtu	3.004 KBtu/SqFt	\$2,477.77	\$1.095 /CCF	\$0.032 /SqFt
SEWER	24.00 CCF			\$638.68	\$26.612 /CCF	\$0.008 /SqFt
WATER	121.00 CCF			\$1,266.77	\$10.469 /CCF	\$0.016 /SqFt
<b>Totals:</b>		<b>361,806 KBtu</b>	<b>4.665 KBtu/SqFt</b>	<b>\$8,263.55</b>		

**Energy**

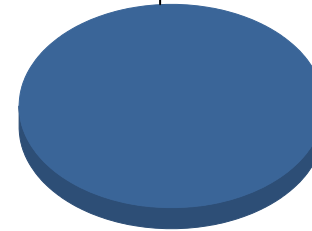
Electric



■ Electric 100.0%  
Total: 100.0%

**Cost**

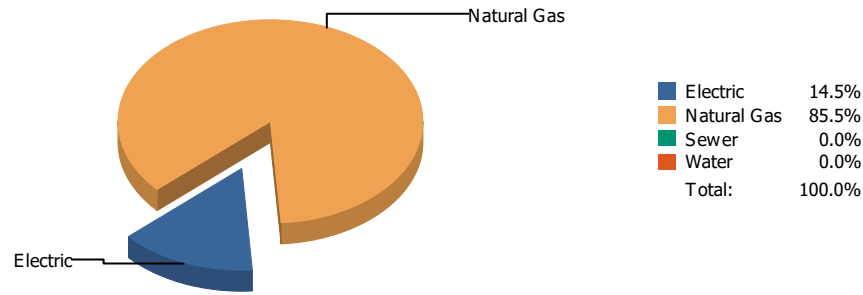
Electric



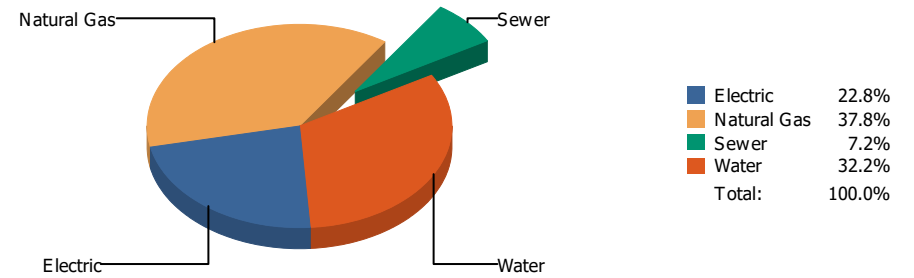
■ Electric 100.0%  
Total: 100.0%

Commodity	Common Use	Energy Use	Energy Use / Area	Total Cost	Cost / Unit	Cost / Area
<b>Place: [ROBERTS] ROBERTS      136 [BUILDING]</b>						
<b>Area: 81,457 SqFt</b>						
<b>Billing Period: Mar 2023</b>						
ELECTRIC	5,900.00 kWh	20,131 KBtu	0.247 KBtu/SqFt	\$414.91	\$0.070 /kWh	\$0.005 /SqFt
<b>Totals:</b>		<b>20,131 KBtu</b>	<b>0.247 KBtu/SqFt</b>	<b>\$414.91</b>		

**Energy**

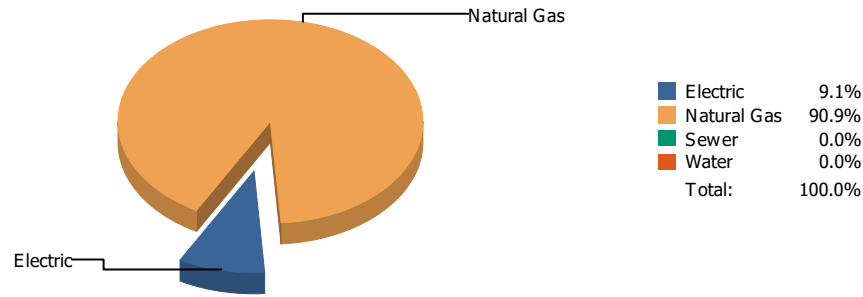


**Cost**

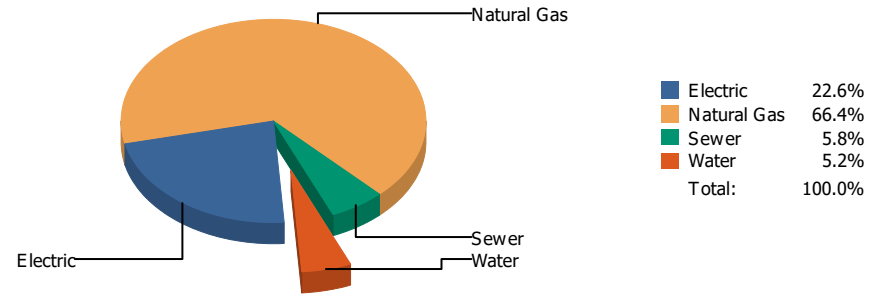


Commodity	Common Use	Energy Use	Energy Use / Area	Total Cost	Cost / Unit	Cost / Area
<b>Place: [RUSK] RUSK      138 [BUILDING]</b>						
<b>Area: 67,240 SqFt</b>						
<b>Billing Period: Mar 2023</b>						
ELECTRIC	13,912.00 kWh	47,468 KBtu	0.706 KBtu/SqFt	\$1,736.99	\$0.125 /kWh	\$0.026 /SqFt
NATURALGAS	2,713.00 CCF	279,439 KBtu	4.156 KBtu/SqFt	\$2,886.04	\$1.064 /CCF	\$0.043 /SqFt
SEWER	55.00 CCF			\$549.28	\$9.987 /CCF	\$0.008 /SqFt
WATER	300.00 CCF			\$2,456.90	\$8.190 /CCF	\$0.036 /SqFt
<b>Totals:</b>		<b>326,907 KBtu</b>	<b>4.862 KBtu/SqFt</b>	<b>\$7,629.21</b>		

**Energy**



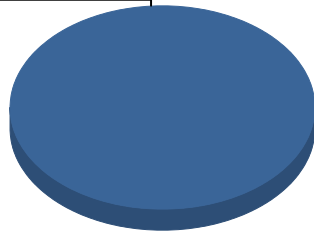
**Cost**



Commodity	Common Use	Energy Use	Energy Use / Area	Total Cost	Cost / Unit	Cost / Area
<b>Place: [SAN-JAC] SAN JACINTO 139 [BUILDING]</b>						
<b>Area: 29,589 SqFt</b>						
<b>Billing Period: Mar 2023</b>						
ELECTRIC	7,400.00 kWh	25,249 KBtu	0.853 KBtu/SqFt	\$824.61	\$0.111 /kWh	\$0.028 /SqFt
NATURALGAS	2,435.00 CCF	250,805 KBtu	8.476 KBtu/SqFt	\$2,420.68	\$0.994 /CCF	\$0.082 /SqFt
SEWER	12.00 CCF			\$212.27	\$17.689 /CCF	\$0.007 /SqFt
WATER	15.00 CCF			\$188.99	\$12.599 /CCF	\$0.006 /SqFt
<b>Totals:</b>		<b>276,054 KBtu</b>	<b>9.330 KBtu/SqFt</b>	<b>\$3,646.55</b>		

**Energy**

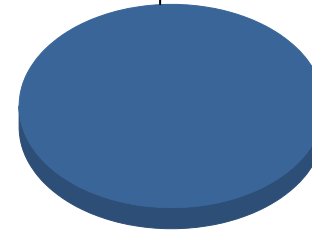
Electric



■ Electric 100.0%  
Total: 100.0%

**Cost**

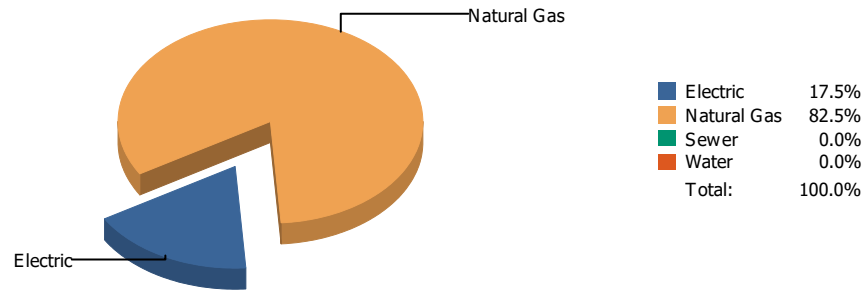
Electric



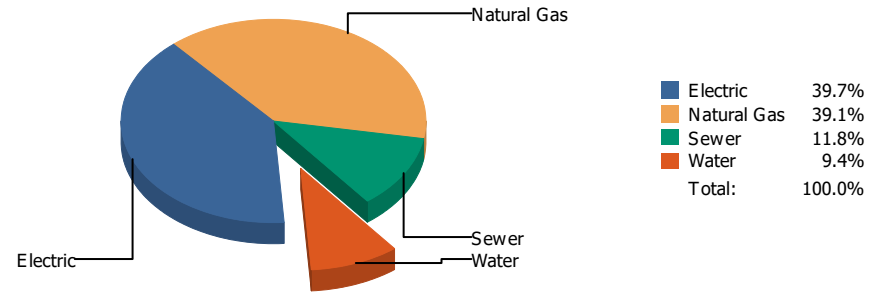
■ Electric 100.0%  
Total: 100.0%

Commodity	Common Use	Energy Use	Energy Use / Area	Total Cost	Cost / Unit	Cost / Area
<b>Place: [SCHUSTER] SCHUSTER      140 [BUILDING]</b>						
<b>Area: 34,371 SqFt</b>						
<b>Billing Period: Mar 2023</b>						
ELECTRIC	240.00 kWh	819 KBtu	0.024 KBtu/SqFt	\$60.61	\$0.253 /kWh	\$0.002 /SqFt
<b>Totals:</b>		<b>819 KBtu</b>	<b>0.024 KBtu/SqFt</b>	<b>\$60.61</b>		

**Energy**



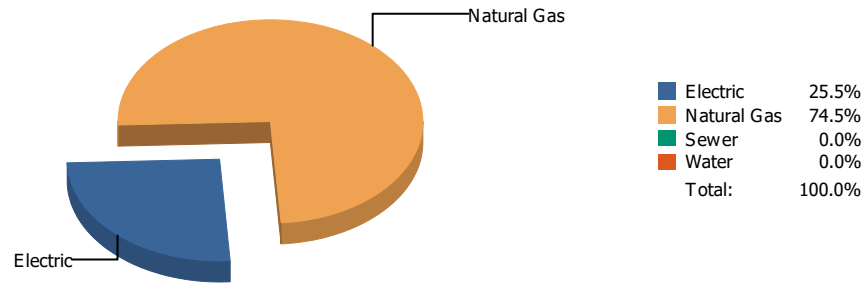
**Cost**



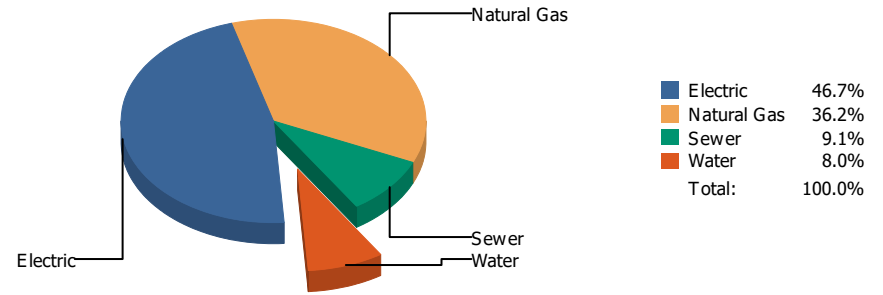
Commodity	Common Use	Energy Use	Energy Use / Area	Total Cost	Cost / Unit	Cost / Area
<b>Place: [STANTON] STANTON      141 [BUILDING]</b>						
<b>Area: 75,957 SqFt</b>						
<b>Billing Period: Mar 2023</b>						
ELECTRIC	15,296.00 kWh	52,190 KBtu	0.687 KBtu/SqFt	\$2,629.20	\$0.172 /kWh	\$0.034 /SqFt
NATURALGAS	2,382.00 CCF	245,346 KBtu	3.230 KBtu/SqFt	\$2,588.33	\$1.087 /CCF	\$0.034 /SqFt
SEWER	126.00 CCF			\$782.62	\$6.211 /CCF	\$0.010 /SqFt
WATER	162.00 CCF			\$623.46	\$3.849 /CCF	\$0.008 /SqFt
<b>Totals:</b>		<b>297,536 KBtu</b>	<b>3.917 KBtu/SqFt</b>	<b>\$6,623.61</b>		



**Energy**

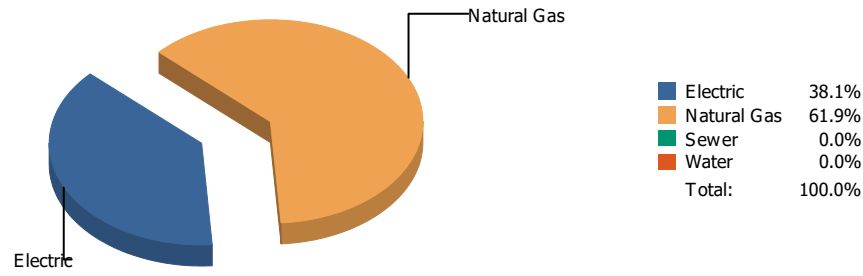


**Cost**

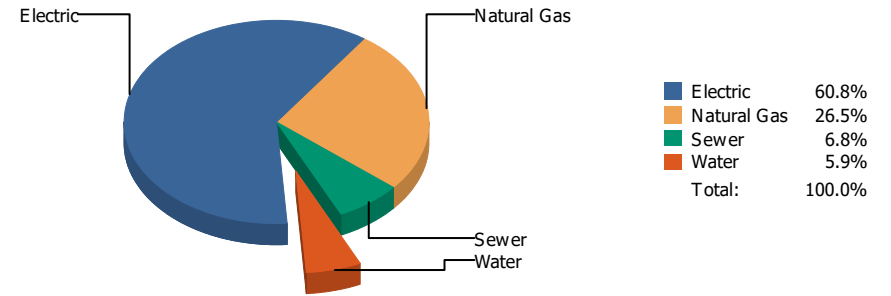


Commodity	Common Use	Energy Use	Energy Use / Area	Total Cost	Cost / Unit	Cost / Area
<b>Place: [SUNRISEMOUNT] SUNRISE MOUNTAIN ELEMENTARY 150 [BUILDING]</b>						
<b>Area: 78,368 SqFt</b>						
<b>Billing Period: Mar 2023</b>						
ELECTRIC	27,490.00 kWh	93,796 KBtu	1.197 KBtu/SqFt	\$3,384.76	\$0.123 /kWh	\$0.043 /SqFt
NATURALGAS	2,656.00 CCF	273,568 KBtu	3.491 KBtu/SqFt	\$2,621.10	\$0.987 /CCF	\$0.033 /SqFt
SEWER	38.00 CCF			\$656.56	\$17.278 /CCF	\$0.008 /SqFt
WATER	59.00 CCF			\$583.07	\$9.883 /CCF	\$0.007 /SqFt
<b>Totals:</b>		<b>367,364 KBtu</b>	<b>4.688 KBtu/SqFt</b>	<b>\$7,245.49</b>		

**Energy**

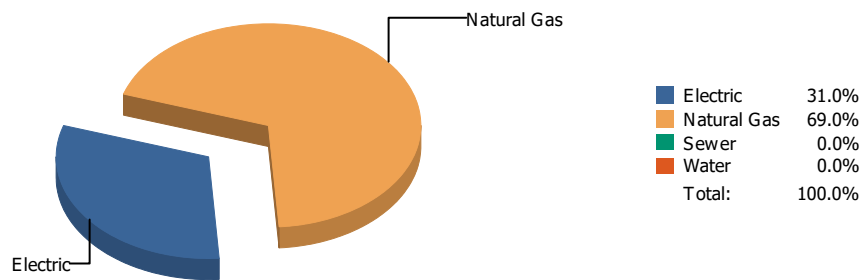


**Cost**

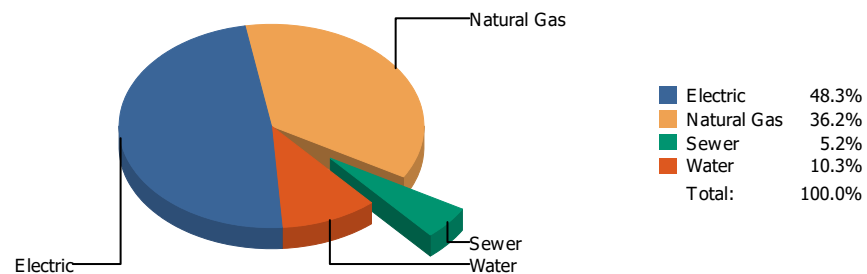


Commodity	Common Use	Energy Use	Energy Use / Area	Total Cost	Cost / Unit	Cost / Area
<b>Place: [SUNSET-HIGH_1] TECHNOLOGY SERVICES [BUILDING]</b>						
<b>Area: 33,263 SqFt</b>						
<b>Billing Period: Mar 2023</b>						
ELECTRIC	18,880.00 kWh	64,419 KBtu	1.937 KBtu/SqFt	\$2,603.10	\$0.138 /kWh	\$0.078 /SqFt
NATURALGAS	1,016.00 CCF	104,648 KBtu	3.146 KBtu/SqFt	\$1,135.58	\$1.118 /CCF	\$0.034 /SqFt
SEWER	32.00 CCF			\$291.65	\$9.114 /CCF	\$0.009 /SqFt
WATER	36.00 CCF			\$253.46	\$7.041 /CCF	\$0.008 /SqFt
<b>Totals:</b>		<b>169,067 KBtu</b>	<b>5.083 KBtu/SqFt</b>	<b>\$4,283.79</b>		

### Energy

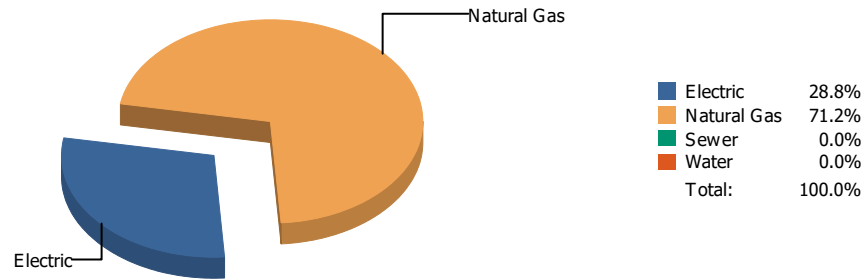


### Cost

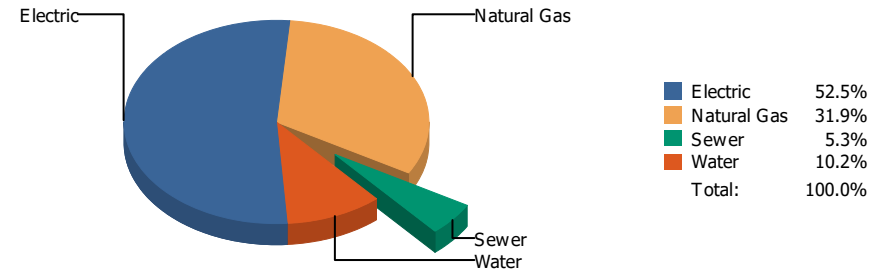


Commodity	Common Use	Energy Use	Energy Use / Area	Total Cost	Cost / Unit	Cost / Area
<b>Place: [TIPPENELEMENTARY] TIPPIN ELEMENTARY 168 [BUILDING]</b>						
<b>Area: 88,360 SqFt</b>						
<b>Billing Period: Mar 2023</b>						
ELECTRIC	58,280.00 kWh	198,851 KBtu	2.250 KBtu/SqFt	\$5,476.21	\$0.094 /kWh	\$0.062 /SqFt
NATURALGAS	4,298.00 CCF	442,694 KBtu	5.010 KBtu/SqFt	\$4,105.86	\$0.955 /CCF	\$0.046 /SqFt
SEWER	57.00 CCF			\$592.73	\$10.399 /CCF	\$0.007 /SqFt
WATER	157.00 CCF			\$1,171.04	\$7.459 /CCF	\$0.013 /SqFt
<b>Totals:</b>		<b>641,545 KBtu</b>	<b>7.261 KBtu/SqFt</b>	<b>\$11,345.84</b>		

**Energy**

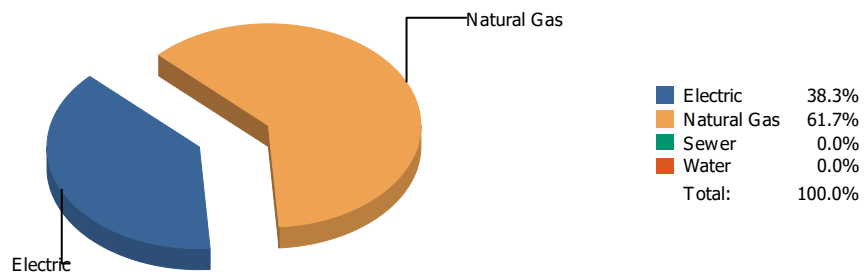


**Cost**

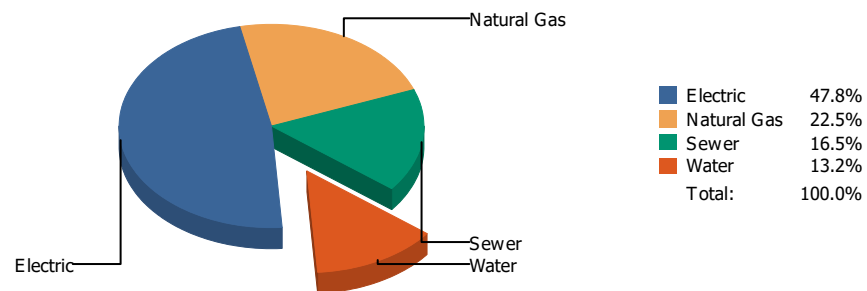


Commodity	Common Use	Energy Use	Energy Use / Area	Total Cost	Cost / Unit	Cost / Area
<b>Place: [TOMLEA_2] TOM LEA 178 [BUILDING]</b>						
<b>Area: 88,828 SqFt</b>						
<b>Billing Period: Mar 2023</b>						
ELECTRIC	52,680.00 kWh	179,744 KBtu	2.024 KBtu/SqFt	\$6,773.59	\$0.129 /kWh	\$0.076 /SqFt
NATURALGAS	4,308.00 CCF	443,724 KBtu	4.995 KBtu/SqFt	\$4,117.65	\$0.956 /CCF	\$0.046 /SqFt
SEWER	82.00 CCF			\$687.23	\$8.381 /CCF	\$0.008 /SqFt
WATER	165.00 CCF			\$1,312.83	\$7.957 /CCF	\$0.015 /SqFt
<b>Totals:</b>		<b>623,468 KBtu</b>	<b>7.019 KBtu/SqFt</b>	<b>\$12,891.30</b>		

### Energy

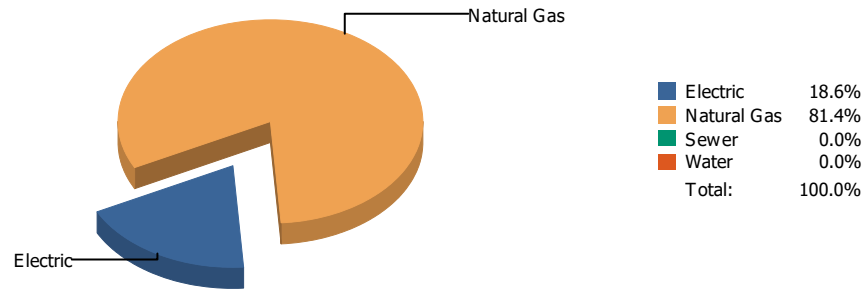


### Cost

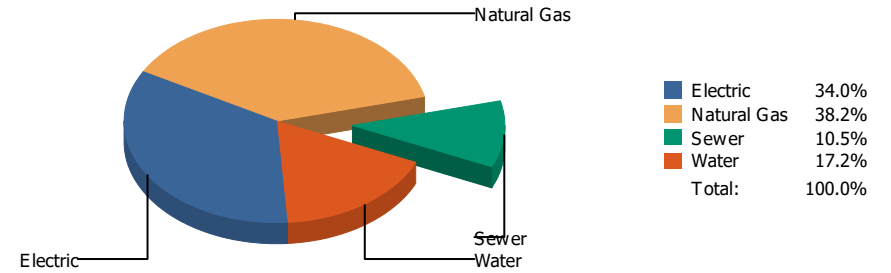


Commodity	Common Use	Energy Use	Energy Use / Area	Total Cost	Cost / Unit	Cost / Area
<b>Place: [TORRES] TORRES      158 [BUILDING]</b>						
<b>Area: 59,142 SqFt</b>						
<b>Billing Period: Mar 2023</b>						
ELECTRIC	39,640.00 kWh	135,252 KBtu	2.287 KBtu/SqFt	\$4,641.77	\$0.117 /kWh	\$0.078 /SqFt
NATURALGAS	2,115.00 CCF	217,845 KBtu	3.683 KBtu/SqFt	\$2,182.86	\$1.032 /CCF	\$0.037 /SqFt
SEWER	117.00 CCF			\$1,604.42	\$13.713 /CCF	\$0.027 /SqFt
WATER	83.00 CCF			\$1,281.93	\$15.445 /CCF	\$0.022 /SqFt
<b>Totals:</b>		<b>353,097 KBtu</b>	<b>5.970 KBtu/SqFt</b>	<b>\$9,710.98</b>		

**Energy**

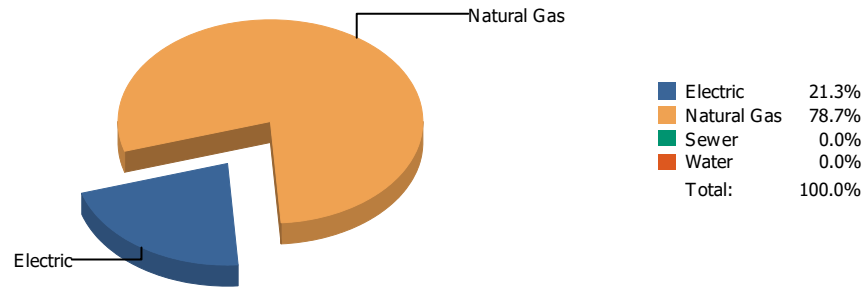


**Cost**

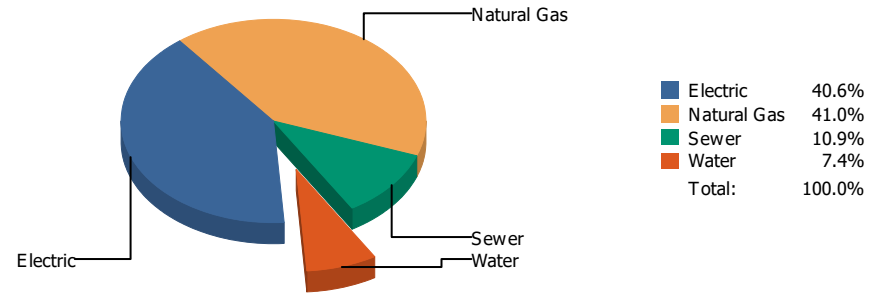


Commodity	Common Use	Energy Use	Energy Use / Area	Total Cost	Cost / Unit	Cost / Area
<b>Place: [TRAVIS] TRAVIS      143 [BUILDING]</b>						
<b>Area: 78,925 SqFt</b>						
<b>Billing Period: Mar 2023</b>						
ELECTRIC	12,363.00 kWh	42,183 KBtu	0.534 KBtu/SqFt	\$1,636.20	\$0.132 /kWh	\$0.021 /SqFt
NATURALGAS	1,792.00 CCF	184,576 KBtu	2.339 KBtu/SqFt	\$1,837.53	\$1.025 /CCF	\$0.023 /SqFt
SEWER	53.00 CCF			\$506.68	\$9.560 /CCF	\$0.006 /SqFt
WATER	167.00 CCF			\$827.91	\$4.958 /CCF	\$0.010 /SqFt
<b>Totals:</b>		<b>226,759 KBtu</b>	<b>2.873 KBtu/SqFt</b>	<b>\$4,808.32</b>		

**Energy**

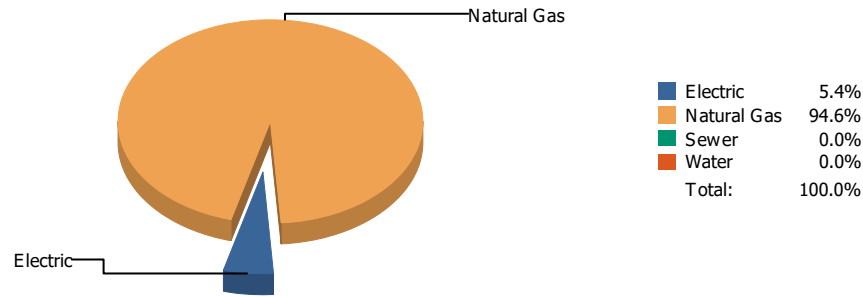


**Cost**

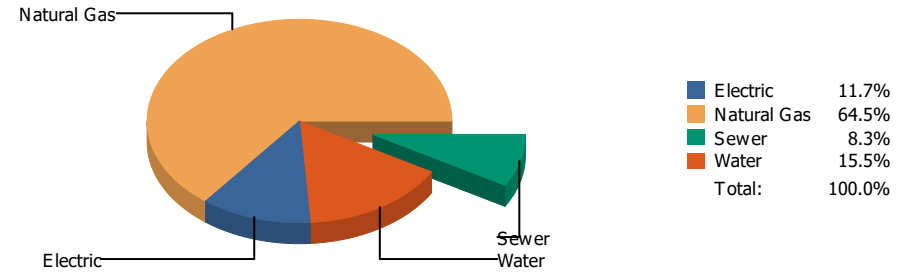


Commodity	Common Use	Energy Use	Energy Use / Area	Total Cost	Cost / Unit	Cost / Area
<b>Place: [VILAS] VILAS      144 [BUILDING]</b>						
<b>Area: 66,992 SqFt</b>						
<b>Billing Period: Mar 2023</b>						
ELECTRIC	24,046.00 kWh	82,045 KBtu	1.225 KBtu/SqFt	\$3,285.11	\$0.137 /kWh	\$0.049 /SqFt
NATURALGAS	2,950.00 CCF	303,850 KBtu	4.536 KBtu/SqFt	\$3,317.44	\$1.125 /CCF	\$0.049 /SqFt
SEWER	52.00 CCF			\$879.32	\$16.910 /CCF	\$0.013 /SqFt
WATER	46.00 CCF			\$600.54	\$13.055 /CCF	\$0.009 /SqFt
<b>Totals:</b>		<b>385,895 KBtu</b>	<b>5.760 KBtu/SqFt</b>	<b>\$8,082.41</b>		

**Energy**



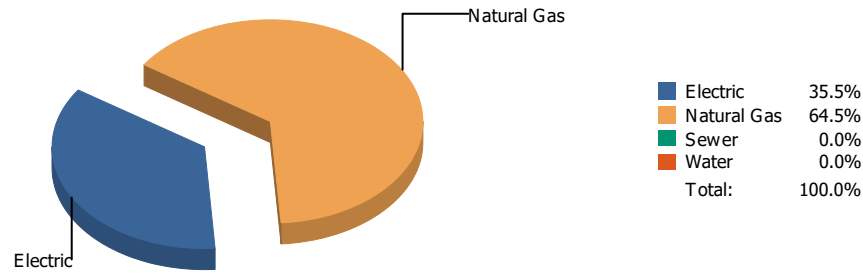
**Cost**



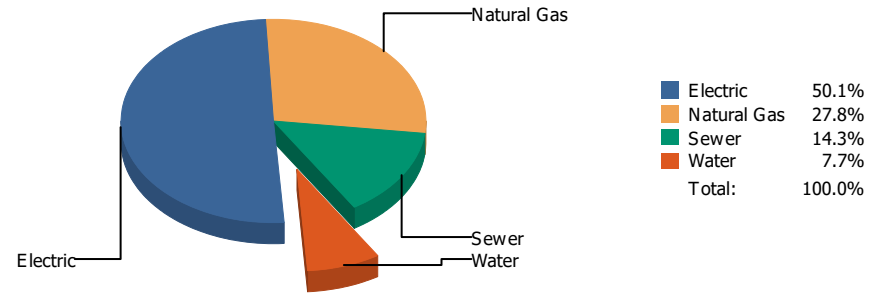
Commodity	Common Use	Energy Use	Energy Use / Area	Total Cost	Cost / Unit	Cost / Area
<b>Place: [WAINWRIG] WAINWRIGHT 145 [BUILDING]</b>						
<b>Area: 38,227 SqFt</b>						
<b>Billing Period: Mar 2023</b>						
ELECTRIC	5,448.00 kWh	18,589 KBtu	0.486 KBtu/SqFt	\$596.82	\$0.110 /kWh	\$0.016 /SqFt
NATURALGAS	3,162.00 CCF	325,686 KBtu	8.520 KBtu/SqFt	\$3,294.52	\$1.042 /CCF	\$0.086 /SqFt
SEWER	22.00 CCF			\$424.54	\$19.297 /CCF	\$0.011 /SqFt
WATER	111.00 CCF			\$789.85	\$7.116 /CCF	\$0.021 /SqFt
<b>Totals:</b>		<b>344,275 KBtu</b>	<b>9.006 KBtu/SqFt</b>	<b>\$5,105.73</b>		



**Energy**



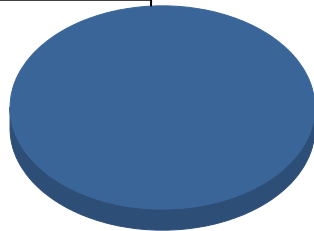
**Cost**



Commodity	Common Use	Energy Use	Energy Use / Area	Total Cost	Cost / Unit	Cost / Area
<b>Place: [WALLY-HARTLEY-PK-8] WALLY HARTLEY PK-8 042 [BUILDING]</b>						
<b>Area: 131,497 SqFt</b>						
<b>Billing Period: Mar 2023</b>						
ELECTRIC	75,914.00 kWh	259,019 KBtu	1.970 KBtu/SqFt	\$8,059.92	\$0.106 /kWh	\$0.061 /SqFt
NATURALGAS	4,562.00 CCF	469,886 KBtu	3.573 KBtu/SqFt	\$4,464.37	\$0.979 /CCF	\$0.034 /SqFt
SEWER	472.00 CCF			\$2,304.03	\$4.881 /CCF	\$0.017 /SqFt
WATER	145.00 CCF			\$1,245.09	\$8.587 /CCF	\$0.009 /SqFt
<b>Totals:</b>		<b>728,905 KBtu</b>	<b>5.543 KBtu/SqFt</b>	<b>\$16,073.41</b>		

**Energy**

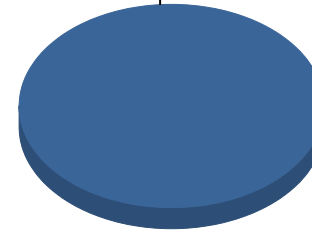
Electric



■ Electric 100.0%  
Total: 100.0%

**Cost**

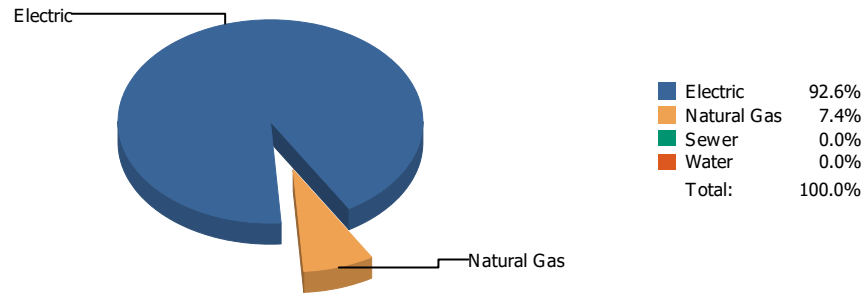
Electric



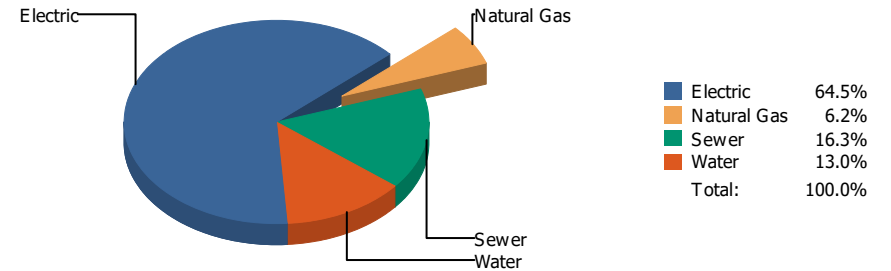
■ Electric 100.0%  
Total: 100.0%

Commodity	Common Use	Energy Use	Energy Use / Area	Total Cost	Cost / Unit	Cost / Area
<b>Place: [WESTSIDE] WESTSIDE TRANSPORTATION 951 [BUILDING]</b>						
<b>Area: 4,040 SqFt</b>						
<b>Billing Period: Mar 2023</b>						
ELECTRIC	2,563.00 kWh	8,745 KBtu	2.165 KBtu/SqFt	\$320.33	\$0.125 /kWh	\$0.079 /SqFt
<b>Totals:</b>		<b>8,745 KBtu</b>	<b>2.165 KBtu/SqFt</b>	<b>\$320.33</b>		

**Energy**

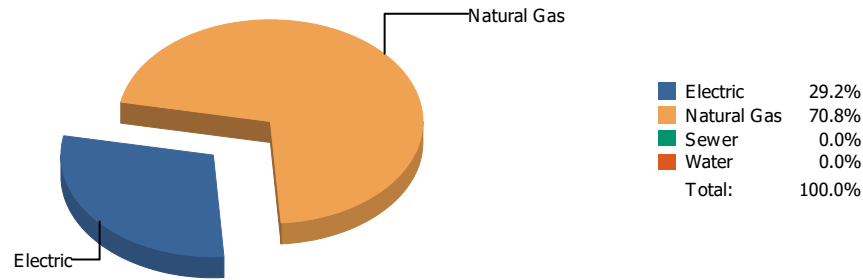


**Cost**

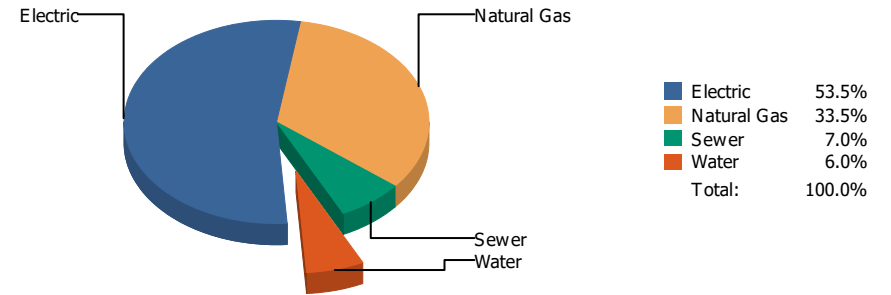


Commodity	Common Use	Energy Use	Energy Use / Area	Total Cost	Cost / Unit	Cost / Area
<b>Place: [W-HILLS] WESTERN HILLS      146 [BUILDING]</b>						
<b>Area: 77,753 SqFt</b>						
<b>Billing Period: Mar 2023</b>						
ELECTRIC	30,840.00 kWh	105,226 KBtu	1.353 KBtu/SqFt	\$2,987.21	\$0.097 /kWh	\$0.038 /SqFt
NATURALGAS	82.00 CCF	8,446 KBtu	0.109 KBtu/SqFt	\$289.28	\$3.528 /CCF	\$0.004 /SqFt
SEWER	46.00 CCF			\$754.96	\$16.412 /CCF	\$0.010 /SqFt
WATER	42.00 CCF			\$602.29	\$14.340 /CCF	\$0.008 /SqFt
<b>Totals:</b>		<b>113,672 KBtu</b>	<b>1.462 KBtu/SqFt</b>	<b>\$4,633.74</b>		

**Energy**

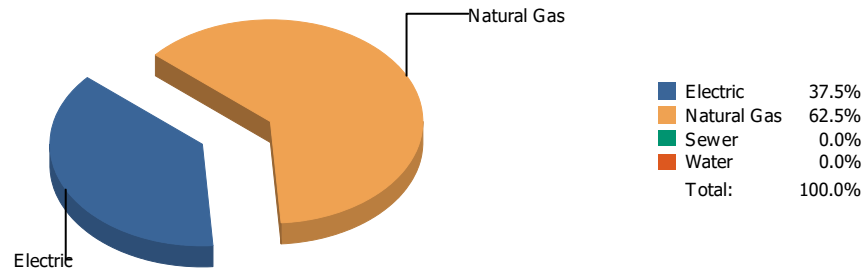


**Cost**

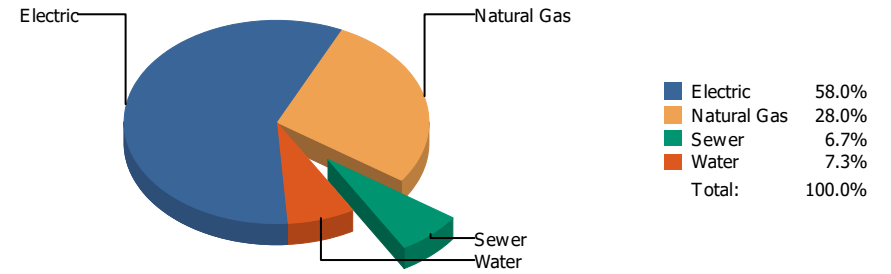


Commodity	Common Use	Energy Use	Energy Use / Area	Total Cost	Cost / Unit	Cost / Area
<b>Place: [WHITAKER] WHITAKER 153 [BUILDING]</b>						
<b>Area: 89,458 SqFt</b>						
<b>Billing Period: Mar 2023</b>						
ELECTRIC	39,120.00 kWh	133,477 KBtu	1.492 KBtu/SqFt	\$4,898.71	\$0.125 /kWh	\$0.055 /SqFt
NATURALGAS	3,144.00 CCF	323,832 KBtu	3.620 KBtu/SqFt	\$3,063.20	\$0.974 /CCF	\$0.034 /SqFt
SEWER	25.00 CCF			\$642.46	\$25.698 /CCF	\$0.007 /SqFt
WATER	241.00 CCF			\$549.56	\$2.280 /CCF	\$0.006 /SqFt
<b>Totals:</b>		<b>457,309 KBtu</b>	<b>5.112 KBtu/SqFt</b>	<b>\$9,153.93</b>		

**Energy**

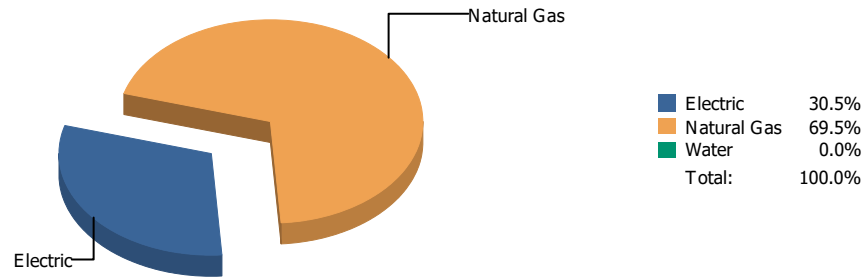


**Cost**

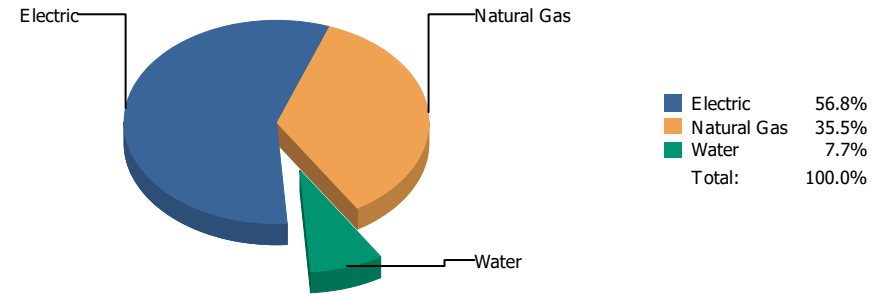


Commodity	Common Use	Energy Use	Energy Use / Area	Total Cost	Cost / Unit	Cost / Area
<b>Place: [WHITE] ZACH WHITE ELEMENTARY NEW-1997 [BUILDING]</b>						
<b>Area: 92,458 SqFt</b>						
<b>Billing Period: Mar 2023</b>						
ELECTRIC	38,700.00 kWh	132,044 KBtu	1.428 KBtu/SqFt	\$4,905.75	\$0.127 /kWh	\$0.053 /SqFt
NATURALGAS	2,141.00 CCF	220,523 KBtu	2.385 KBtu/SqFt	\$2,367.46	\$1.106 /CCF	\$0.026 /SqFt
SEWER	60.00 CCF			\$568.18	\$9.470 /CCF	\$0.006 /SqFt
WATER	80.00 CCF			\$621.96	\$7.775 /CCF	\$0.007 /SqFt
<b>Totals:</b>		<b>352,567 KBtu</b>	<b>3.813 KBtu/SqFt</b>	<b>\$8,463.35</b>		

**Energy**

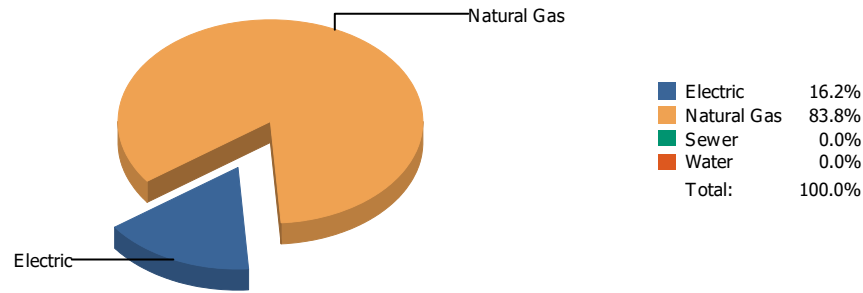


**Cost**

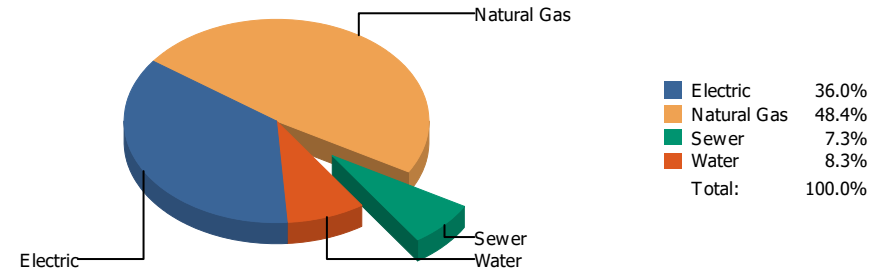


Commodity	Common Use	Energy Use	Energy Use / Area	Total Cost	Cost / Unit	Cost / Area
<b>Place: [WIGGS] WIGGS      052 [BUILDING]</b>						
<b>Area: 110,689 SqFt</b>						
<b>Billing Period: Mar 2023</b>						
ELECTRIC	35,200.00 kWh	120,102 KBtu	1.085 KBtu/SqFt	\$4,200.85	\$0.119 /kWh	\$0.038 /SqFt
NATURALGAS	2,662.00 CCF	274,186 KBtu	2.477 KBtu/SqFt	\$2,626.55	\$0.987 /CCF	\$0.024 /SqFt
WATER	34.00 CCF			\$572.39	\$16.835 /CCF	\$0.005 /SqFt
<b>Totals:</b>		<b>394,288 KBtu</b>	<b>3.562 KBtu/SqFt</b>	<b>\$7,399.79</b>		

**Energy**

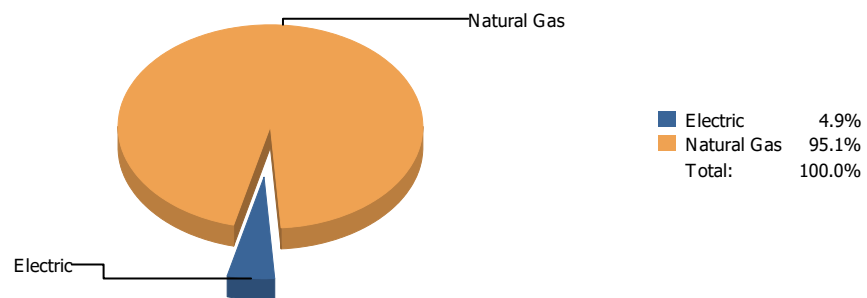


**Cost**

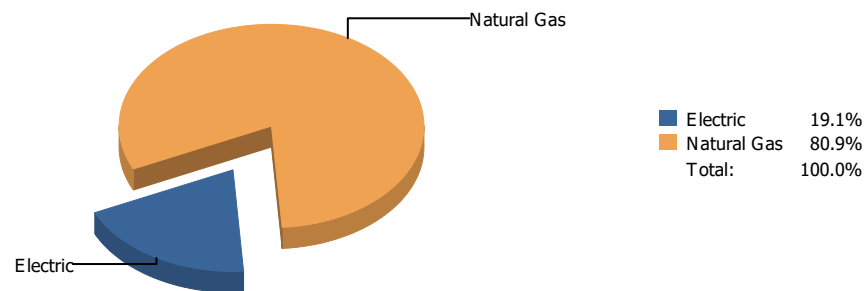


Commodity	Common Use	Energy Use	Energy Use / Area	Total Cost	Cost / Unit	Cost / Area
<b>Place: [YOUNG/WOMENS/ACADEMY/1] YOUNG WOMENS ACADEMY [BUILDING]</b>						
<b>Area: 133,779 SqFt</b>						
<b>Billing Period: Mar 2023</b>						
ELECTRIC	51,500.00 kWh	175,718 KBtu	1.313 KBtu/SqFt	\$6,091.32	\$0.118 /kWh	\$0.046 /SqFt
NATURALGAS	8,803.00 CCF	906,709 KBtu	6.778 KBtu/SqFt	\$8,189.65	\$0.930 /CCF	\$0.061 /SqFt
SEWER	173.00 CCF			\$1,235.02	\$7.139 /CCF	\$0.009 /SqFt
WATER	236.00 CCF			\$1,409.19	\$5.971 /CCF	\$0.011 /SqFt
<b>Totals:</b>		<b>1,082,427 KBtu</b>	<b>8.091 KBtu/SqFt</b>	<b>\$16,925.18</b>		

### Energy



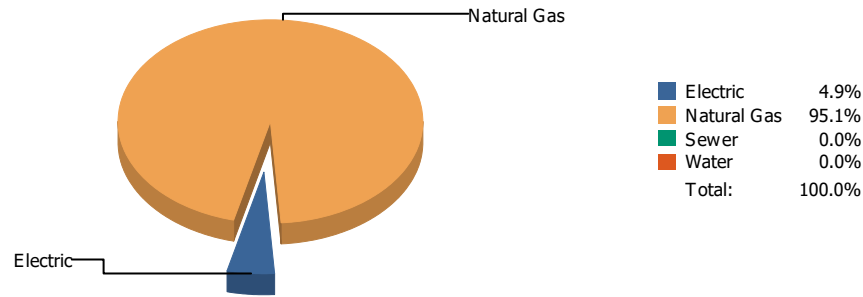
### Cost



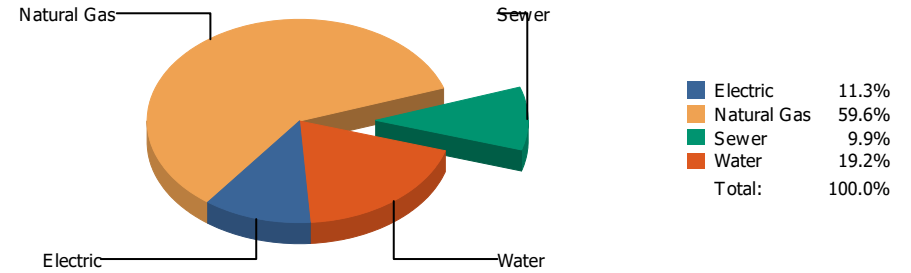
Commodity	Common Use	Energy Use	Energy Use / Area	Total Cost	Cost / Unit	Cost / Area
<b>Place: [ZANEGREYWAREHOUSE] ZANE GREY WAREHOUSE [BUILDING]</b>						
<b>Area: 0 SqFt</b>						
<b>Billing Period: Mar 2023</b>						
ELECTRIC	2,513.00 kWh	8,574 KBtu		\$387.61	\$0.154 /kWh	
NATURALGAS	1,619.00 CCF	166,757 KBtu		\$1,641.75	\$1.014 /CCF	
<b>Totals:</b>		<b>175,331 KBtu</b>		<b>\$2,029.36</b>		



**Energy**



**Cost**



Commodity	Common Use	Energy Use	Energy Use / Area	Total Cost	Cost / Unit	Cost / Area
<b>Place: [ZAVALA] ZAVALA      148 [BUILDING]</b>						
<b>Area: 53,356 SqFt</b>						
<b>Billing Period: Mar 2023</b>						
ELECTRIC	2,473.00 kWh	8,438 KBtu	0.158 KBtu/SqFt	\$322.67	\$0.130 /kWh	\$0.006 /SqFt
NATURALGAS	1,575.00 CCF	162,225 KBtu	3.040 KBtu/SqFt	\$1,694.49	\$1.076 /CCF	\$0.032 /SqFt
SEWER	29.00 CCF			\$280.31	\$9.666 /CCF	\$0.005 /SqFt
WATER	65.00 CCF			\$546.17	\$8.403 /CCF	\$0.010 /SqFt
<b>Totals:</b>		<b>170,663 KBtu</b>	<b>3.199 KBtu/SqFt</b>	<b>\$2,843.64</b>		