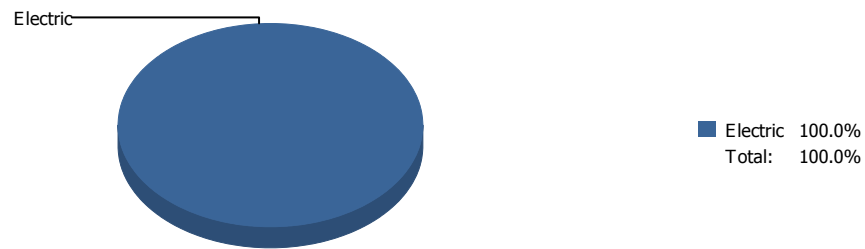
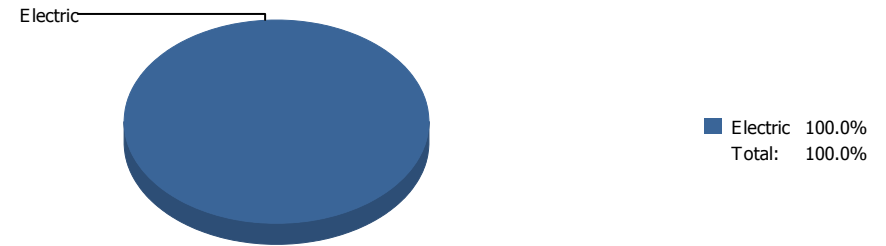


Energy

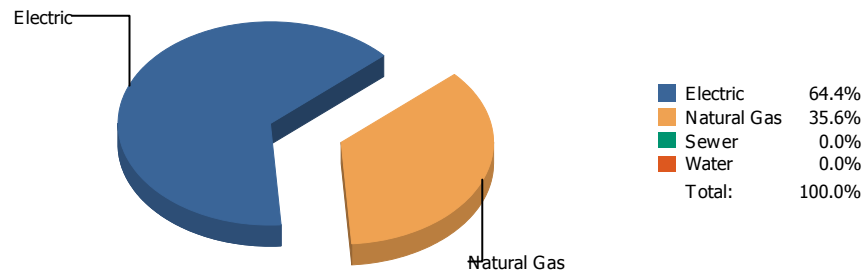


Cost

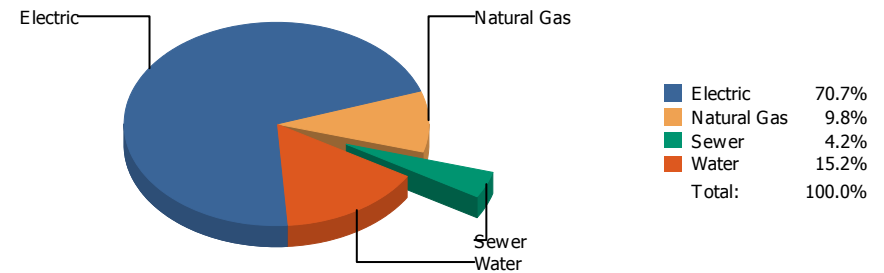


Commodity	Common Use	Energy Use	Energy Use / Area	Total Cost	Cost / Unit	Cost / Area
Place: [ALAMO] ALAMO 101 [BUILDING] Area: 58,978 SqFt Billing Period: May 2018						
ELECTRIC	1,200.00 kWh	4,096 KBtu	0.069 KBtu/SqFt	\$156.79	\$0.131 /kWh	\$0.003 /SqFt
Totals:		4,096 KBtu	0.069 KBtu/SqFt	\$156.79		

Energy

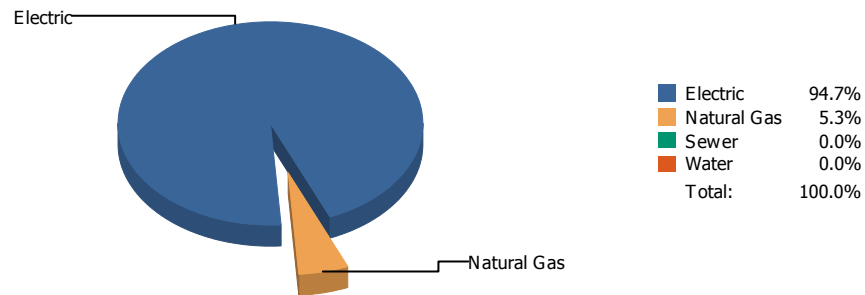


Cost

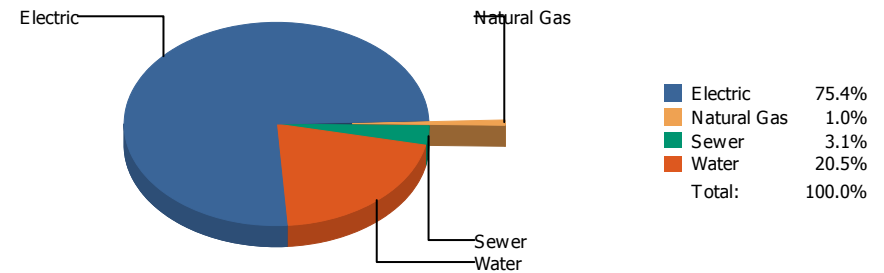


Commodity	Common Use	Energy Use	Energy Use / Area	Total Cost	Cost / Unit	Cost / Area
Place: [ALTA] ALTA VISTA 102 [BUILDING] Area: 68,463 SqFt Billing Period: May 2018						
ELECTRIC	31,500.00 kWh	107,510 KBtu	1.570 KBtu/SqFt	\$4,040.43	\$0.128 /kWh	\$0.059 /SqFt
NATURALGAS	577.00 CCF	59,431 KBtu	0.868 KBtu/SqFt	\$562.05	\$0.974 /CCF	\$0.008 /SqFt
SEWER	77.00 CCF			\$240.34	\$3.121 /CCF	\$0.004 /SqFt
WATER	217.00 CCF			\$870.33	\$4.011 /CCF	\$0.013 /SqFt
Totals:		166,941 KBtu	2.438 KBtu/SqFt	\$5,713.15		

Energy

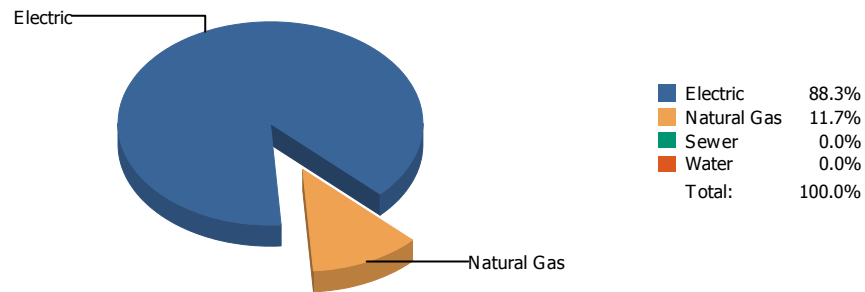


Cost

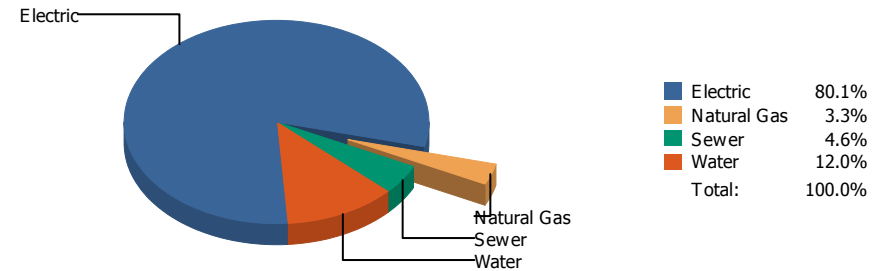


Commodity	Common Use	Energy Use	Energy Use / Area	Total Cost	Cost / Unit	Cost / Area
Place: [ADDRESS] ADDRESS 001 [BUILDING]						
Area: 266,968 SqFt						
Billing Period: May 2018						
ELECTRIC	99,632.00 kWh	340,044 KBtu	1.274 KBtu/SqFt	\$33,717.56	\$0.338 /kWh	\$0.126 /SqFt
NATURALGAS	183.00 CCF	18,849 KBtu	0.071 KBtu/SqFt	\$445.82	\$2.436 /CCF	\$0.002 /SqFt
SEWER	608.00 CCF			\$1,367.46	\$2.249 /CCF	\$0.005 /SqFt
WATER	2,144.00 CCF			\$9,164.54	\$4.275 /CCF	\$0.034 /SqFt
Totals:		358,893 KBtu	1.344 KBtu/SqFt	\$44,695.38		

Energy

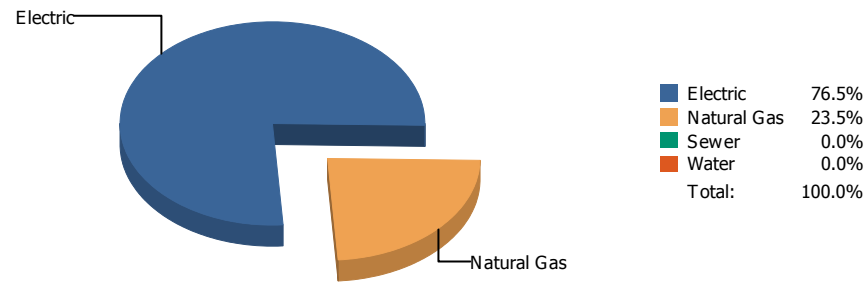


Cost

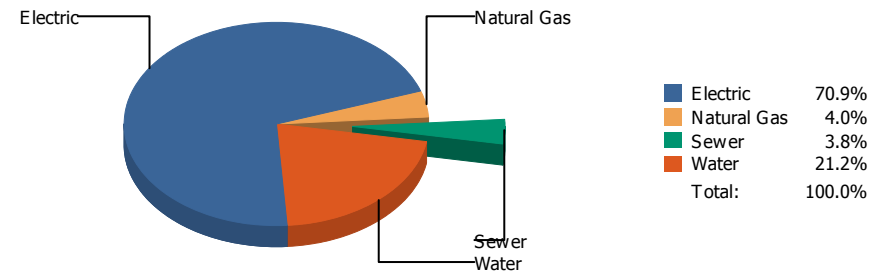


Commodity	Common Use	Energy Use	Energy Use / Area	Total Cost	Cost / Unit	Cost / Area
Place: [AOY] AOY 103 [BUILDING] Area: 105,486 SqFt Billing Period: May 2018						
ELECTRIC	69,376.00 kWh	236,780 KBtu	2.245 KBtu/SqFt	\$9,736.31	\$0.140 /kWh	\$0.092 /SqFt
NATURALGAS	306.00 CCF	31,518 KBtu	0.299 KBtu/SqFt	\$403.99	\$1.320 /CCF	\$0.004 /SqFt
SEWER	88.00 CCF			\$559.77	\$6.361 /CCF	\$0.005 /SqFt
WATER	250.00 CCF			\$1,459.16	\$5.837 /CCF	\$0.014 /SqFt
Totals:		268,298 KBtu	2.543 KBtu/SqFt	\$12,159.23		

Energy

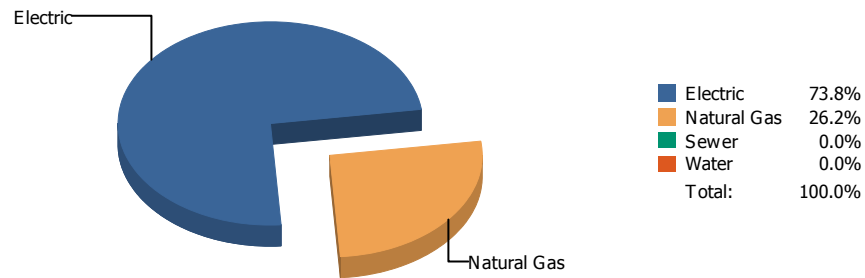


Cost

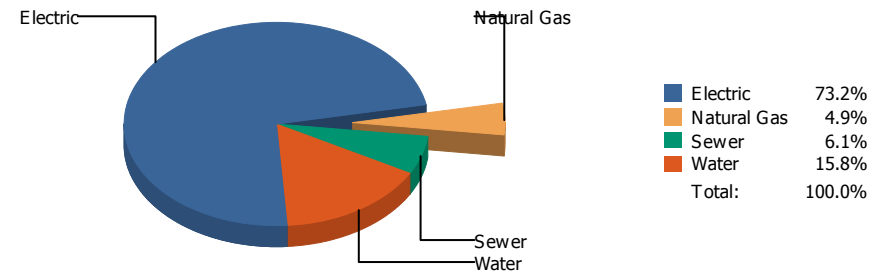


Commodity	Common Use	Energy Use	Energy Use / Area	Total Cost	Cost / Unit	Cost / Area
Place: [ARMENDARIZ_1] ARMENDARIZ MIDDLE SCHOOL [BUILDING]						
Area: 133,779 SqFt						
Billing Period: May 2018						
ELECTRIC	91,000.00 kWh	310,583 KBtu	2.322 KBtu/SqFt	\$11,381.92	\$0.125 /kWh	\$0.085 /SqFt
NATURALGAS	928.00 CCF	95,584 KBtu	0.714 KBtu/SqFt	\$647.26	\$0.697 /CCF	\$0.005 /SqFt
SEWER	156.00 CCF			\$615.52	\$3.946 /CCF	\$0.005 /SqFt
WATER	994.00 CCF			\$3,408.08	\$3.429 /CCF	\$0.025 /SqFt
Totals:		406,167 KBtu	3.036 KBtu/SqFt	\$16,052.78		

Energy

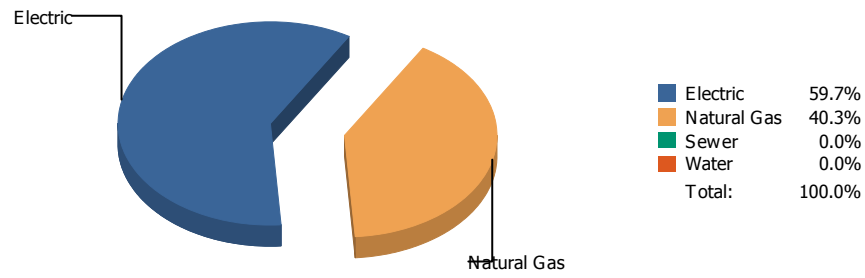


Cost

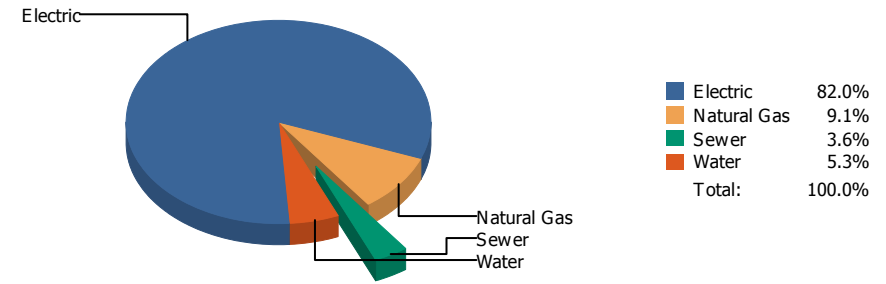


Commodity	Common Use	Energy Use	Energy Use / Area	Total Cost	Cost / Unit	Cost / Area
Place: [AUSTIN] AUSTIN 002 [BUILDING]						
Area: 269,216 SqFt						
Billing Period: May 2018						
ELECTRIC	185,449.00 kWh	632,937 KBtu	2.351 KBtu/SqFt	\$23,828.16	\$0.128 /kWh	\$0.088 /SqFt
NATURALGAS	2,184.00 CCF	224,952 KBtu	0.836 KBtu/SqFt	\$1,599.40	\$0.732 /CCF	\$0.006 /SqFt
SEWER	608.00 CCF			\$1,982.94	\$3.261 /CCF	\$0.007 /SqFt
WATER	1,360.00 CCF			\$5,150.72	\$3.787 /CCF	\$0.019 /SqFt
Totals:		857,889 KBtu	3.187 KBtu/SqFt	\$32,561.22		

Energy

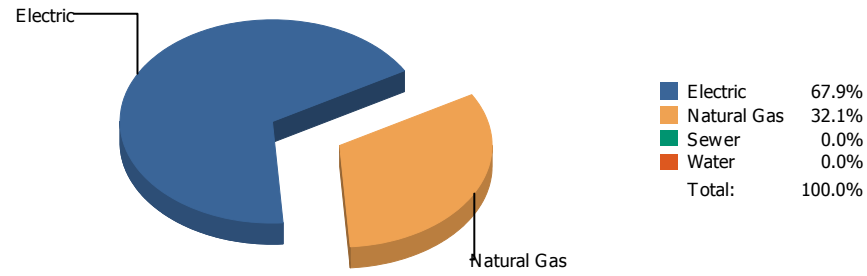


Cost

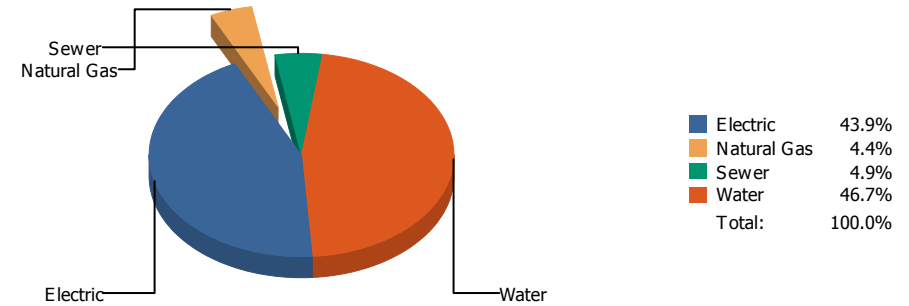


Commodity	Common Use	Energy Use	Energy Use / Area	Total Cost	Cost / Unit	Cost / Area
Place: [BARRON ELEMENTARY] Barron Elementary 165 [BUILDING]						
Area: 87,818 SqFt						
Billing Period: May 2018						
ELECTRIC	76,612.00 kWh	261,477 KBtu	2.977 KBtu/SqFt	\$10,798.78	\$0.141 /kWh	\$0.123 /SqFt
NATURALGAS	1,712.00 CCF	176,336 KBtu	2.008 KBtu/SqFt	\$1,202.42	\$0.702 /CCF	\$0.014 /SqFt
SEWER	61.00 CCF			\$468.90	\$7.687 /CCF	\$0.005 /SqFt
WATER	105.00 CCF			\$700.20	\$6.669 /CCF	\$0.008 /SqFt
Totals:		437,813 KBtu	4.985 KBtu/SqFt	\$13,170.30		

Energy

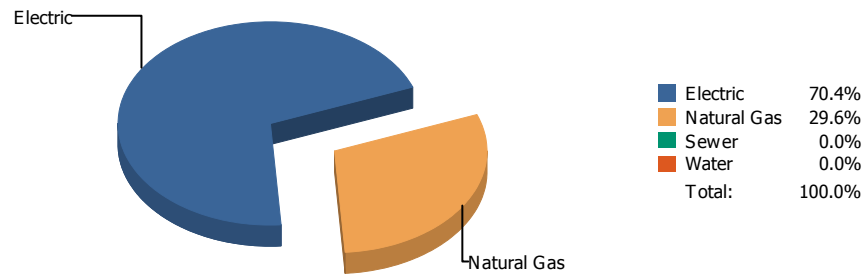


Cost

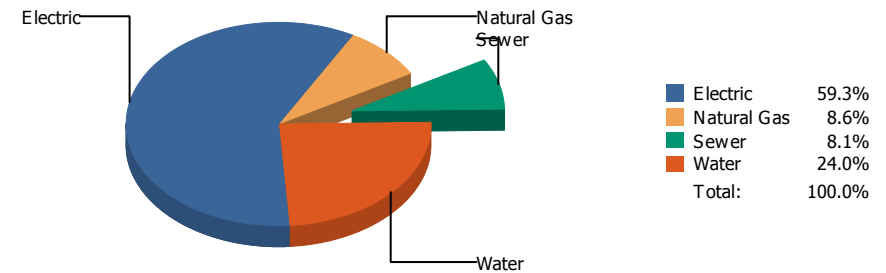


Commodity	Common Use	Energy Use	Energy Use / Area	Total Cost	Cost / Unit	Cost / Area
Place: [BASSETT] BASSETT 049 [BUILDING]						
Area: 174,250 SqFt						
Billing Period: May 2018						
ELECTRIC	61,976.00 kWh	211,524 KBtu	1.214 KBtu/SqFt	\$7,829.26	\$0.126 /kWh	\$0.045 /SqFt
NATURALGAS	973.00 CCF	100,219 KBtu	0.575 KBtu/SqFt	\$790.15	\$0.812 /CCF	\$0.004 /SqFt
SEWER	352.00 CCF			\$878.50	\$2.496 /CCF	\$0.005 /SqFt
WATER	1,740.00 CCF			\$8,332.42	\$4.789 /CCF	\$0.048 /SqFt
Totals:		311,743 KBtu	1.789 KBtu/SqFt	\$17,830.33		

Energy



Cost



Commodity	Common Use	Energy Use	Energy Use / Area	Total Cost	Cost / Unit	Cost / Area
Place: [BEALL] BEALL 104 [BUILDING] Area: 74,454 SqFt Billing Period: May 2018						
ELECTRIC	24,402.00 kWh	83,284 KBtu	1.119 KBtu/SqFt	\$2,907.26	\$0.119 /kWh	\$0.039 /SqFt
NATURALGAS	340.00 CCF	35,020 KBtu	0.470 KBtu/SqFt	\$423.80	\$1.246 /CCF	\$0.006 /SqFt
SEWER	99.00 CCF			\$395.27	\$3.993 /CCF	\$0.005 /SqFt
WATER	298.00 CCF			\$1,179.22	\$3.957 /CCF	\$0.016 /SqFt
Totals:		118,304 KBtu	1.589 KBtu/SqFt	\$4,905.55		

Energy

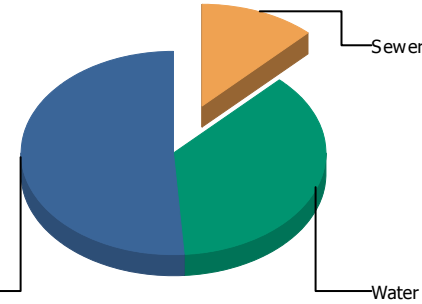
Electric



Electric 100.0%
 Sewer 0.0%
 Water 0.0%
 Total: 100.0%

Cost

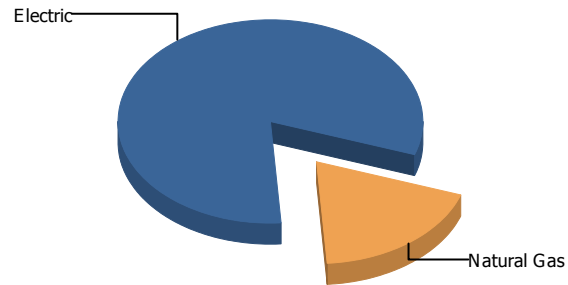
Electric



Electric 51.1%
 Sewer 12.3%
 Water 36.6%
 Total: 100.0%

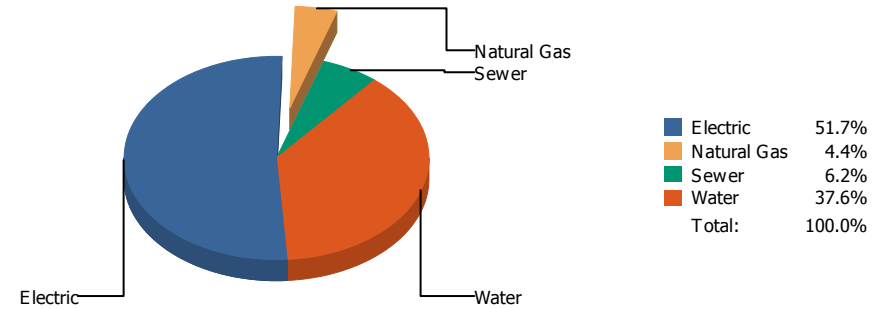
Commodity	Common Use	Energy Use	Energy Use / Area	Total Cost	Cost / Unit	Cost / Area
Place: [BLISS] BLISS 105 [BUILDING] Area: 78,820 SqFt Billing Period: May 2018						
ELECTRIC	31,059.00 kWh	106,004 KBtu	1.345 KBtu/SqFt	\$4,221.93	\$0.136 /kWh	\$0.053 /SqFt
SEWER	426.00 CCF			\$1,019.84	\$2.394 /CCF	\$0.013 /SqFt
WATER	961.00 CCF			\$3,024.99	\$3.148 /CCF	\$0.038 /SqFt
Totals:		106,004 KBtu	1.345 KBtu/SqFt	\$8,266.76		

Energy



Electric	81.5%
Natural Gas	18.5%
Sewer	0.0%
Water	0.0%
Total:	100.0%

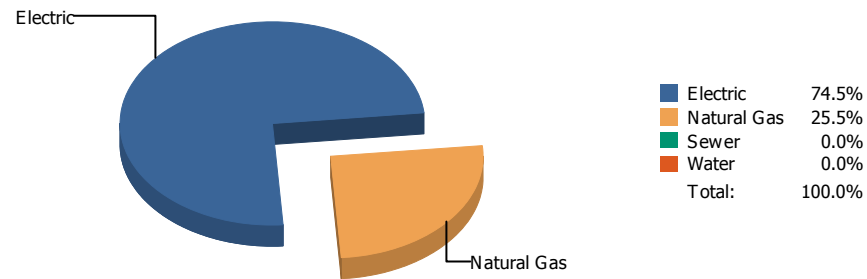
Cost



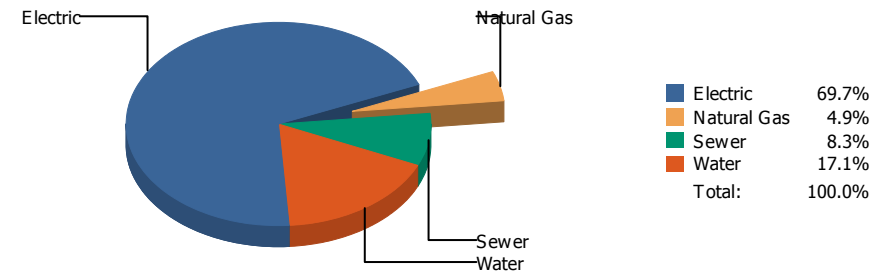
Electric	51.7%
Natural Gas	4.4%
Sewer	6.2%
Water	37.6%
Total:	100.0%

Commodity	Common Use	Energy Use	Energy Use / Area	Total Cost	Cost / Unit	Cost / Area
Place: [BOND_2] BOND 160 [BUILDING] Area: 89,988 SqFt Billing Period: May 2018						
ELECTRIC	27,037.00 kWh	92,277 KBtu	1.025 KBtu/SqFt	\$4,028.28	\$0.149 /kWh	\$0.045 /SqFt
NATURALGAS	203.00 CCF	20,909 KBtu	0.232 KBtu/SqFt	\$344.14	\$1.695 /CCF	\$0.004 /SqFt
SEWER	98.00 CCF			\$486.63	\$4.966 /CCF	\$0.005 /SqFt
WATER	534.00 CCF			\$2,933.39	\$5.493 /CCF	\$0.032 /SqFt
Totals:		113,186 KBtu	1.258 KBtu/SqFt	\$7,792.44		

Energy

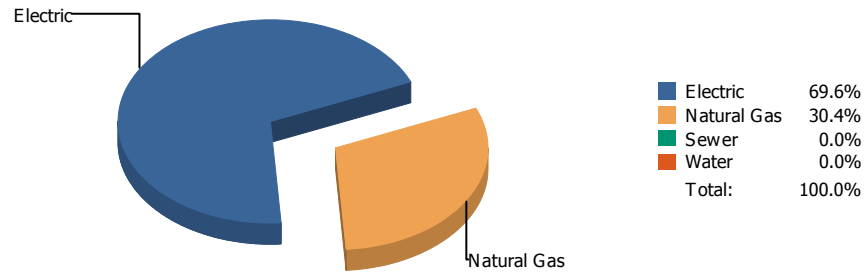


Cost

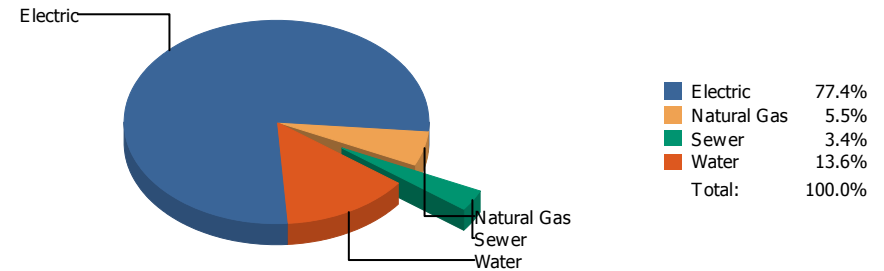


Commodity	Common Use	Energy Use	Energy Use / Area	Total Cost	Cost / Unit	Cost / Area
Place: [BONHAM] BONHAM 106 [BUILDING] Area: 53,522 SqFt Billing Period: May 2018						
ELECTRIC	23,866.00 kWh	81,455 KBtu	1.522 KBtu/SqFt	\$3,866.96	\$0.162 /kWh	\$0.072 /SqFt
NATURALGAS	270.00 CCF	27,810 KBtu	0.520 KBtu/SqFt	\$270.14	\$1.001 /CCF	\$0.005 /SqFt
SEWER	147.00 CCF			\$463.31	\$3.152 /CCF	\$0.009 /SqFt
WATER	291.00 CCF			\$949.24	\$3.262 /CCF	\$0.018 /SqFt
Totals:		109,265 KBtu	2.041 KBtu/SqFt	\$5,549.65		

Energy

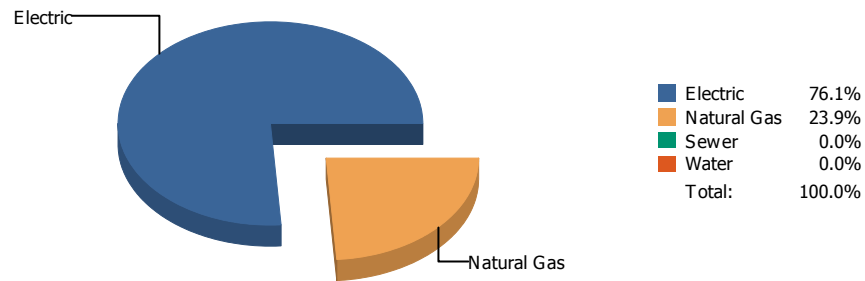


Cost

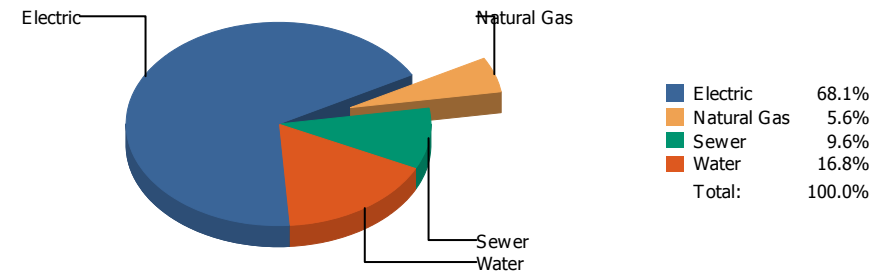


Commodity	Common Use	Energy Use	Energy Use / Area	Total Cost	Cost / Unit	Cost / Area
Place: [BOWIE] BOWIE 003 [BUILDING] Area: 282,931 SqFt Billing Period: May 2018						
ELECTRIC	279,001.00 kWh	952,230 KBtu	3.366 KBtu/SqFt	\$35,019.87	\$0.126 /kWh	\$0.124 /SqFt
NATURALGAS	4,030.00 CCF	415,090 KBtu	1.467 KBtu/SqFt	\$2,497.18	\$0.620 /CCF	\$0.009 /SqFt
SEWER	482.00 CCF			\$1,537.63	\$3.190 /CCF	\$0.005 /SqFt
WATER	2,208.00 CCF			\$6,165.28	\$2.792 /CCF	\$0.022 /SqFt
Totals:		1,367,320 KBtu	4.833 KBtu/SqFt	\$45,219.96		

Energy

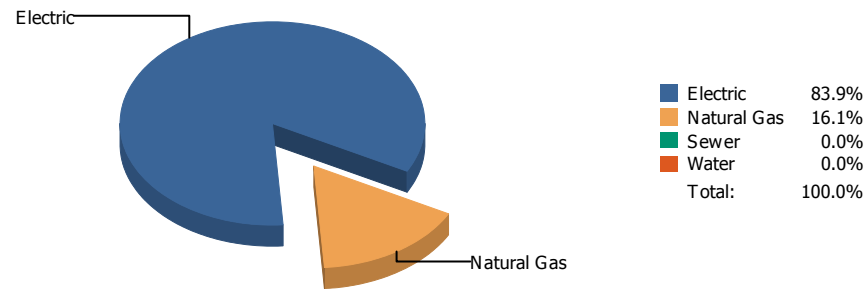


Cost

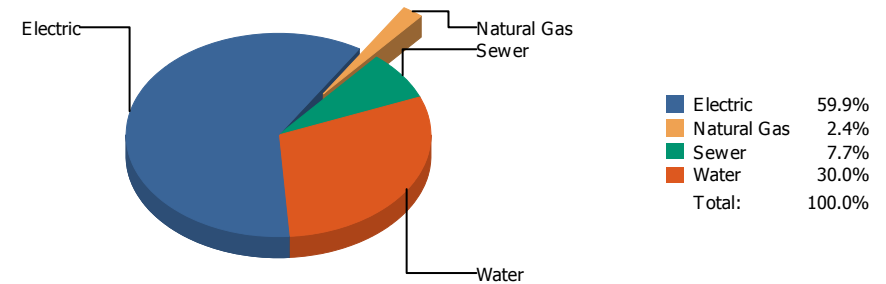


Commodity	Common Use	Energy Use	Energy Use / Area	Total Cost	Cost / Unit	Cost / Area
Place: [BRADLEY] BRADLEY 158 [BUILDING]						
Area: 59,142 SqFt						
Billing Period: May 2018						
ELECTRIC	25,100.00 kWh	85,666 KBtu	1.448 KBtu/SqFt	\$3,253.29	\$0.130 /kWh	\$0.055 /SqFt
NATURALGAS	261.00 CCF	26,883 KBtu	0.455 KBtu/SqFt	\$265.73	\$1.018 /CCF	\$0.004 /SqFt
SEWER	73.00 CCF			\$456.99	\$6.260 /CCF	\$0.008 /SqFt
WATER	218.00 CCF			\$802.82	\$3.683 /CCF	\$0.014 /SqFt
Totals:		112,549 KBtu	1.903 KBtu/SqFt	\$4,778.83		

Energy

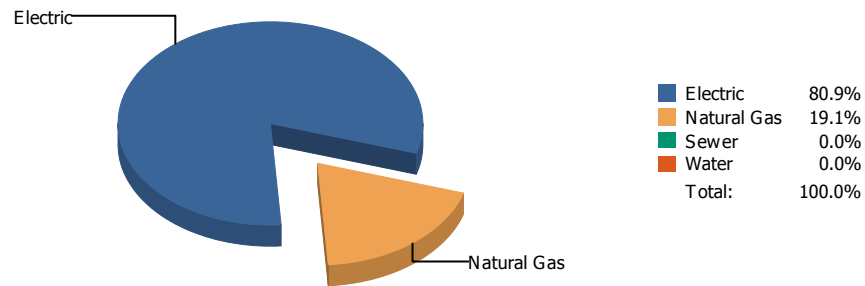


Cost

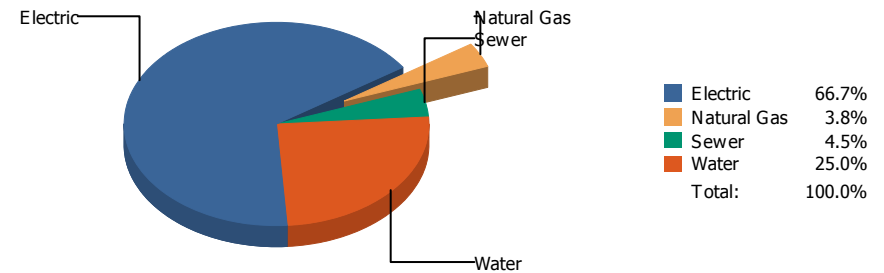


Commodity	Common Use	Energy Use	Energy Use / Area	Total Cost	Cost / Unit	Cost / Area
Place: [BROWN] BROWN MIDDLE SCHOOL 056 [BUILDING]						
Area: 173,263 SqFt						
Billing Period: May 2018						
ELECTRIC	108,800.00 kWh	371,334 KBtu	2.143 KBtu/SqFt	\$12,780.04	\$0.117 /kWh	\$0.074 /SqFt
NATURALGAS	691.00 CCF	71,173 KBtu	0.411 KBtu/SqFt	\$513.49	\$0.743 /CCF	\$0.003 /SqFt
SEWER	697.00 CCF			\$1,648.83	\$2.366 /CCF	\$0.010 /SqFt
WATER	1,848.00 CCF			\$6,395.32	\$3.461 /CCF	\$0.037 /SqFt
Totals:		442,507 KBtu	2.554 KBtu/SqFt	\$21,337.68		

Energy

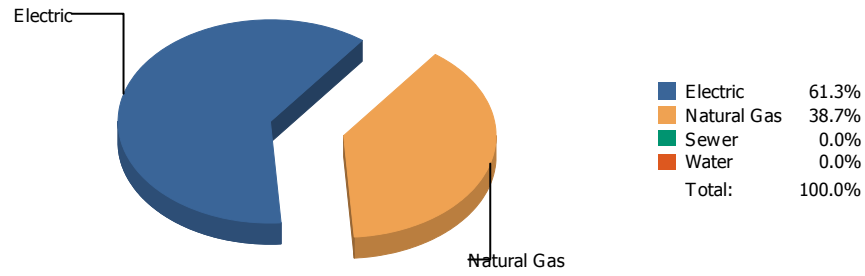


Cost

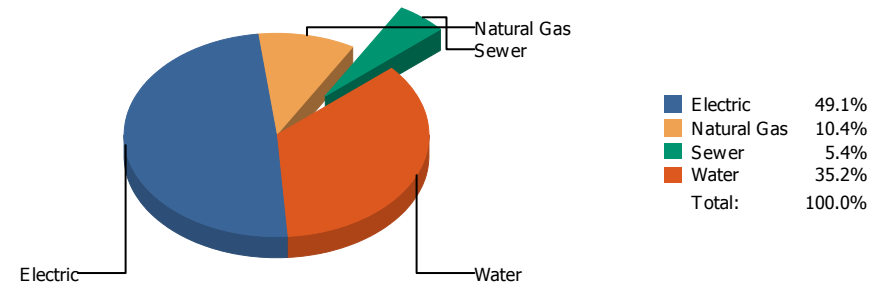


Commodity	Common Use	Energy Use	Energy Use / Area	Total Cost	Cost / Unit	Cost / Area
Place: [BURGES] BURGES 004 [BUILDING]						
Area: 241,219 SqFt						
Billing Period: May 2018						
ELECTRIC	115,199.00 kWh	393,174 KBtu	1.630 KBtu/SqFt	\$14,903.18	\$0.129 /kWh	\$0.061 /SqFt
NATURALGAS	901.00 CCF	92,803 KBtu	0.385 KBtu/SqFt	\$857.35	\$0.952 /CCF	\$0.003 /SqFt
SEWER	247.00 CCF			\$995.51	\$4.030 /CCF	\$0.004 /SqFt
WATER	1,160.00 CCF			\$5,583.34	\$4.813 /CCF	\$0.023 /SqFt
Totals:		485,977 KBtu	2.015 KBtu/SqFt	\$22,339.38		

Energy

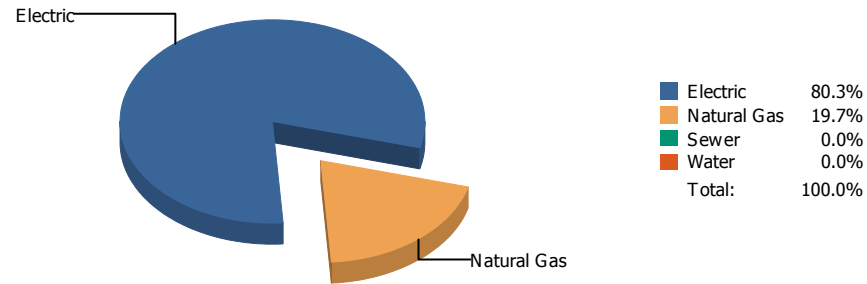


Cost

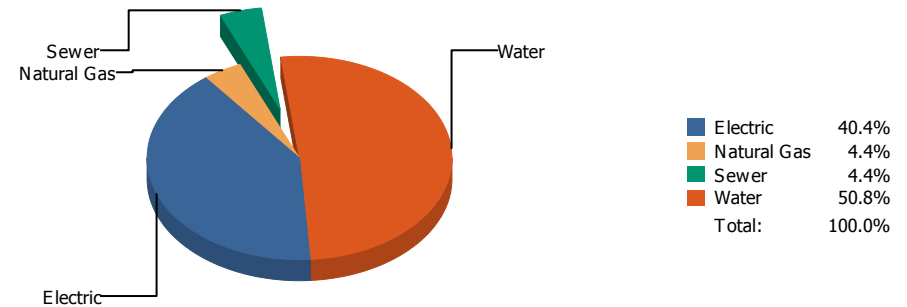


Commodity	Common Use	Energy Use	Energy Use / Area	Total Cost	Cost / Unit	Cost / Area
Place: [BURLESON] BURLESON 107 [BUILDING]						
Area: 73,772 SqFt						
Billing Period: May 2018						
ELECTRIC	24,330.00 kWh	83,038 KBtu	1.126 KBtu/SqFt	\$2,986.24	\$0.123 /kWh	\$0.040 /SqFt
NATURALGAS	510.00 CCF	52,530 KBtu	0.712 KBtu/SqFt	\$635.69	\$1.246 /CCF	\$0.009 /SqFt
SEWER	73.00 CCF			\$325.97	\$4.465 /CCF	\$0.004 /SqFt
WATER	516.00 CCF			\$2,140.10	\$4.147 /CCF	\$0.029 /SqFt
Totals:		135,568 KBtu	1.838 KBtu/SqFt	\$6,088.00		

Energy

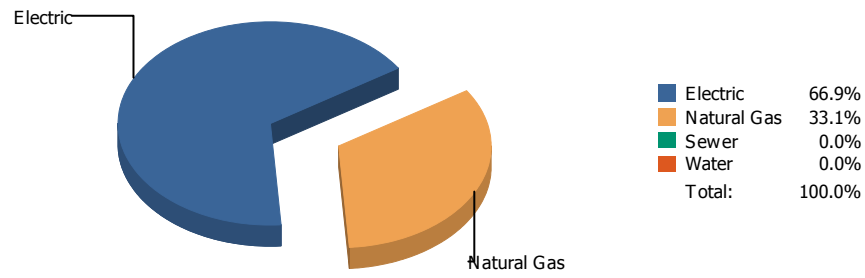


Cost

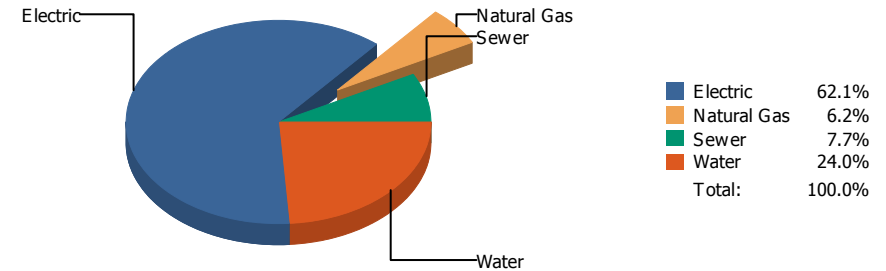


Commodity	Common Use	Energy Use	Energy Use / Area	Total Cost	Cost / Unit	Cost / Area
Place: [BURNET] BURNET 108 [BUILDING]						
Area: 50,520 SqFt						
Billing Period: May 2018						
ELECTRIC	23,377.00 kWh	79,786 KBtu	1.579 KBtu/SqFt	\$3,108.06	\$0.133 /kWh	\$0.061 /SqFt
NATURALGAS	190.00 CCF	19,570 KBtu	0.387 KBtu/SqFt	\$336.80	\$1.773 /CCF	\$0.007 /SqFt
SEWER	78.00 CCF			\$335.52	\$4.302 /CCF	\$0.007 /SqFt
WATER	700.00 CCF			\$3,905.60	\$5.579 /CCF	\$0.077 /SqFt
Totals:		99,356 KBtu	1.967 KBtu/SqFt	\$7,685.98		

Energy

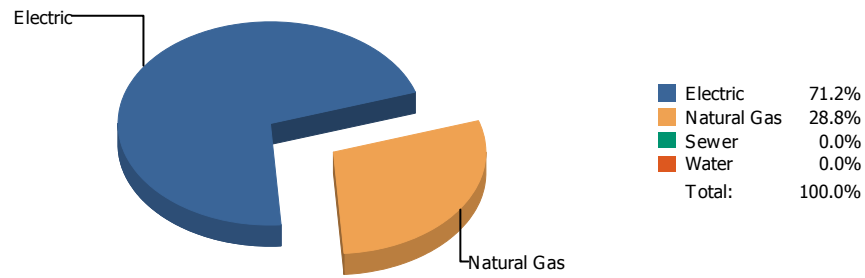


Cost

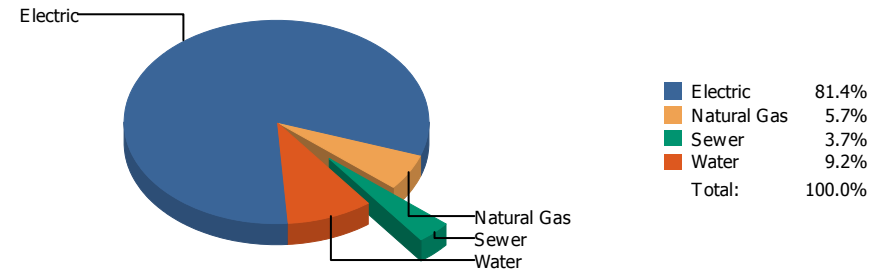


Commodity	Common Use	Energy Use	Energy Use / Area	Total Cost	Cost / Unit	Cost / Area
Place: [CANYON HILLS] CANYON HILLS 043 [BUILDING] Area: 133,149 SqFt Billing Period: May 2018						
ELECTRIC	70,210.00 kWh	239,627 KBtu	1.800 KBtu/SqFt	\$8,970.16	\$0.128 /kWh	\$0.067 /SqFt
NATURALGAS	1,153.00 CCF	118,759 KBtu	0.892 KBtu/SqFt	\$890.68	\$0.772 /CCF	\$0.007 /SqFt
SEWER	250.00 CCF			\$1,112.62	\$4.450 /CCF	\$0.008 /SqFt
WATER	745.00 CCF			\$3,461.71	\$4.647 /CCF	\$0.026 /SqFt
Totals:		358,386 KBtu	2.692 KBtu/SqFt	\$14,435.17		

Energy



Cost



Commodity	Common Use	Energy Use	Energy Use / Area	Total Cost	Cost / Unit	Cost / Area
Place: [CAREER] CAREER AND TECHNOLOGY [BUILDING]						
Area: 146,485 SqFt						
Billing Period: May 2018						
ELECTRIC	105,127.00 kWh	358,798 KBtu	2.449 KBtu/SqFt	\$13,189.30	\$0.125 /kWh	\$0.090 /SqFt
NATURALGAS	1,406.00 CCF	144,818 KBtu	0.989 KBtu/SqFt	\$917.07	\$0.652 /CCF	\$0.006 /SqFt
SEWER	167.00 CCF			\$599.28	\$3.589 /CCF	\$0.004 /SqFt
WATER	384.00 CCF			\$1,492.75	\$3.887 /CCF	\$0.010 /SqFt
Totals:		503,616 KBtu	3.438 KBtu/SqFt	\$16,198.40		

Energy

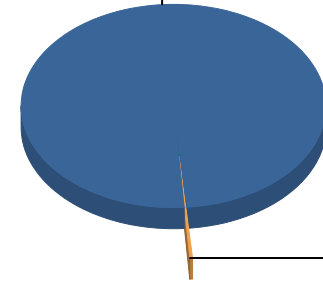
Electric



■ Electric 100.0%
 ■ Water 0.0%
 Total: 100.0%

Cost

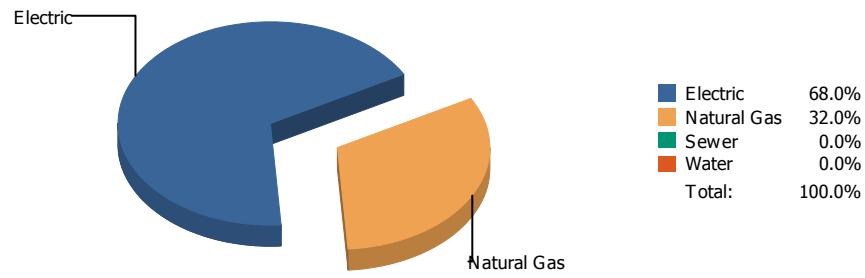
Electric



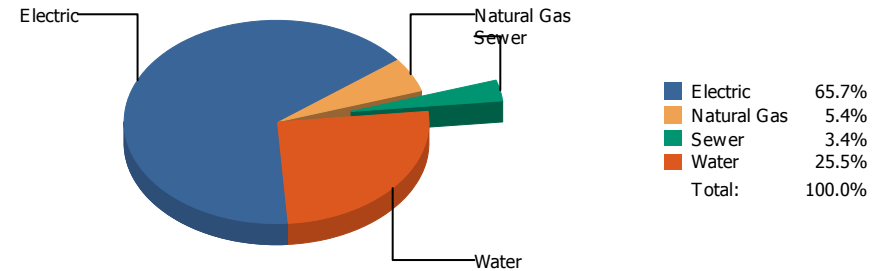
■ Electric 99.8%
 ■ Water 0.2%
 Total: 100.0%

Commodity	Common Use	Energy Use	Energy Use / Area	Total Cost	Cost / Unit	Cost / Area
Place: [CHAPIN] CHAPIN 012 [BUILDING]						
Area: 273,727 SqFt						
Billing Period: May 2018						
ELECTRIC	352,830.00 kWh	1,204,209 KBtu	4.399 KBtu/SqFt	\$40,974.80	\$0.116 /kWh	\$0.150 /SqFt
WATER	1.00 CCF			\$65.38	\$65.380 /CCF	\$0.000 /SqFt
Totals:		1,204,209 KBtu	4.399 KBtu/SqFt	\$41,040.18		

Energy

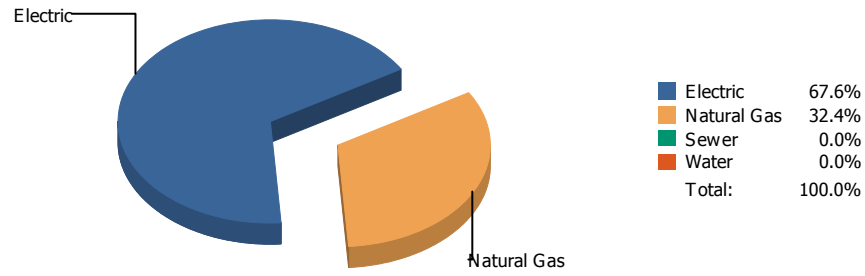


Cost

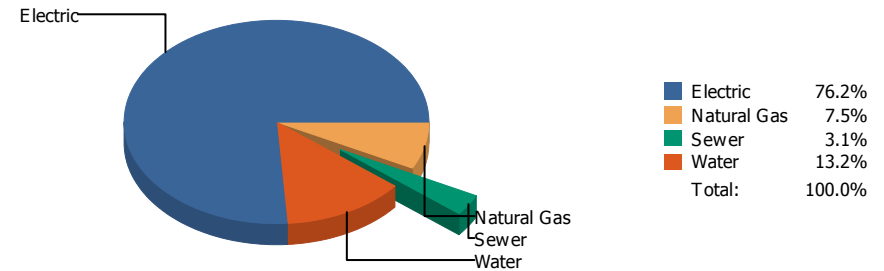


Commodity	Common Use	Energy Use	Energy Use / Area	Total Cost	Cost / Unit	Cost / Area
Place: [CHARLES] H.E. CHARLES 045 [BUILDING] Area: 107,867 SqFt Billing Period: May 2018						
ELECTRIC	82,550.00 kWh	281,743 KBtu	2.612 KBtu/SqFt	\$11,661.65	\$0.141 /kWh	\$0.108 /SqFt
NATURALGAS	1,285.00 CCF	132,355 KBtu	1.227 KBtu/SqFt	\$961.61	\$0.748 /CCF	\$0.009 /SqFt
SEWER	149.00 CCF			\$602.15	\$4.041 /CCF	\$0.006 /SqFt
WATER	796.00 CCF			\$4,531.72	\$5.693 /CCF	\$0.042 /SqFt
Totals:		414,098 KBtu	3.839 KBtu/SqFt	\$17,757.13		

Energy

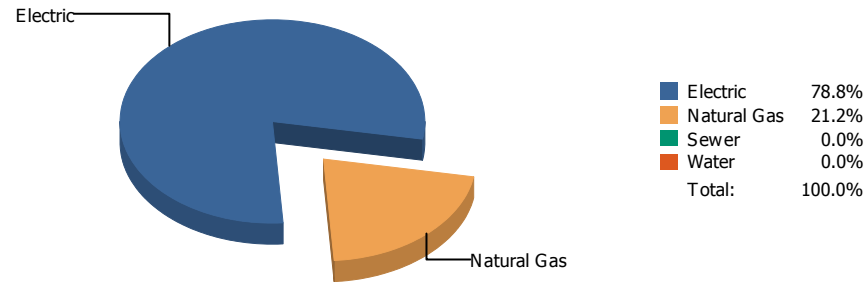


Cost

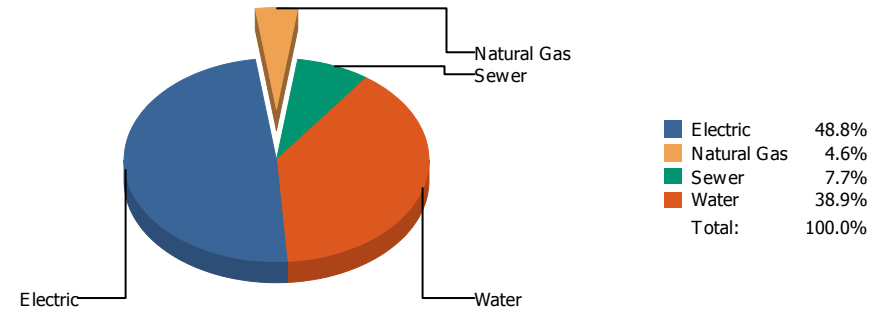


Commodity	Common Use	Energy Use	Energy Use / Area	Total Cost	Cost / Unit	Cost / Area
Place: [CIELO VI] CIELO VISTA 151 [BUILDING]						
Area: 66,034 SqFt						
Billing Period: May 2018						
ELECTRIC	60,860.00 kWh	207,715 KBtu	3.146 KBtu/SqFt	\$7,953.45	\$0.131 /kWh	\$0.120 /SqFt
NATURALGAS	967.00 CCF	99,601 KBtu	1.508 KBtu/SqFt	\$784.07	\$0.811 /CCF	\$0.012 /SqFt
SEWER	61.00 CCF			\$322.69	\$5.290 /CCF	\$0.005 /SqFt
WATER	409.00 CCF			\$1,376.33	\$3.365 /CCF	\$0.021 /SqFt
Totals:		307,316 KBtu	4.654 KBtu/SqFt	\$10,436.54		

Energy

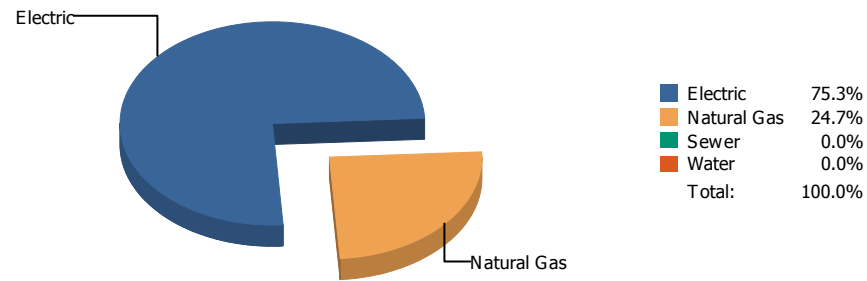


Cost

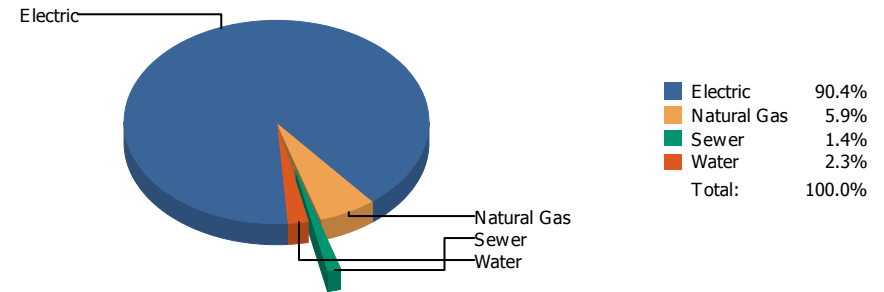


Commodity	Common Use	Energy Use	Energy Use / Area	Total Cost	Cost / Unit	Cost / Area
Place: [CLARDY] CLARDY 109 [BUILDING]						
Area: 70,700 SqFt						
Billing Period: May 2018						
ELECTRIC	28,711.00 kWh	97,991 KBtu	1.386 KBtu/SqFt	\$3,995.29	\$0.139 /kWh	\$0.056 /SqFt
NATURALGAS	256.00 CCF	26,368 KBtu	0.373 KBtu/SqFt	\$374.87	\$1.464 /CCF	\$0.005 /SqFt
SEWER	174.00 CCF			\$631.79	\$3.631 /CCF	\$0.009 /SqFt
WATER	658.00 CCF			\$3,181.64	\$4.835 /CCF	\$0.045 /SqFt
Totals:		124,359 KBtu	1.759 KBtu/SqFt	\$8,183.59		

Energy

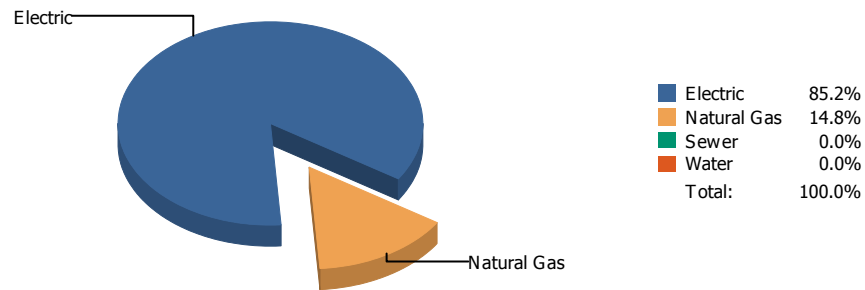


Cost

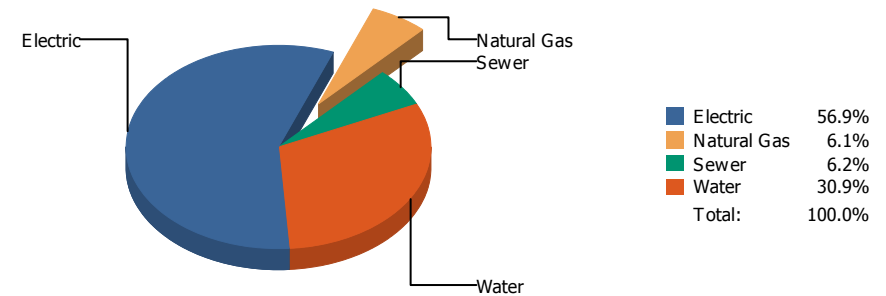


Commodity	Common Use	Energy Use	Energy Use / Area	Total Cost	Cost / Unit	Cost / Area
Place: [CLENDENIN] CLENDENIN 149 [BUILDING] Area: 62,721 SqFt Billing Period: May 2018						
ELECTRIC	47,640.00 kWh	162,595 KBtu	2.592 KBtu/SqFt	\$6,320.01	\$0.133 /kWh	\$0.101 /SqFt
NATURALGAS	518.00 CCF	53,354 KBtu	0.851 KBtu/SqFt	\$415.90	\$0.803 /CCF	\$0.007 /SqFt
SEWER	1.00 CCF			\$95.18	\$95.180 /CCF	\$0.002 /SqFt
WATER	10.00 CCF			\$162.20	\$16.220 /CCF	\$0.003 /SqFt
Totals:		215,949 KBtu	3.443 KBtu/SqFt	\$6,993.29		

Energy

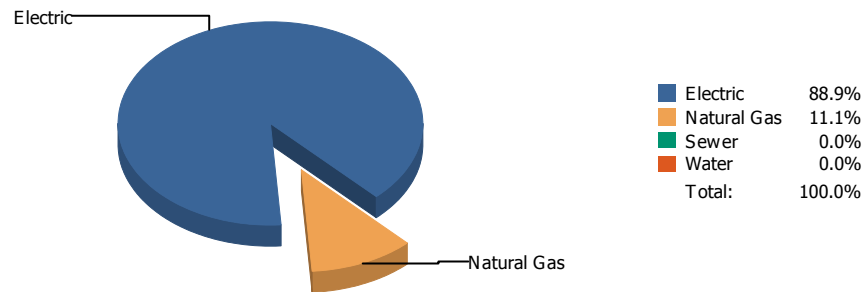


Cost

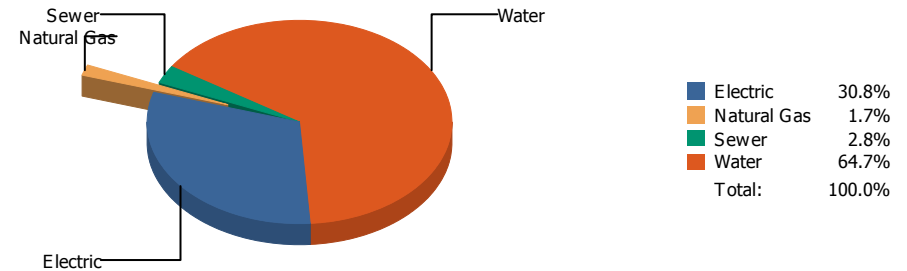


Commodity	Common Use	Energy Use	Energy Use / Area	Total Cost	Cost / Unit	Cost / Area
Place: [COLDWELL] COLDWELL 110 [BUILDING] Area: 67,310 SqFt Billing Period: May 2018						
ELECTRIC	30,197.00 kWh	103,062 KBtu	1.531 KBtu/SqFt	\$4,125.43	\$0.137 /kWh	\$0.061 /SqFt
NATURALGAS	174.00 CCF	17,922 KBtu	0.266 KBtu/SqFt	\$440.36	\$2.531 /CCF	\$0.006 /SqFt
SEWER	97.00 CCF			\$445.94	\$4.597 /CCF	\$0.006 /SqFt
WATER	390.00 CCF			\$2,238.99	\$5.741 /CCF	\$0.033 /SqFt
Totals:		120,984 KBtu	1.797 KBtu/SqFt	\$7,250.72		

Energy

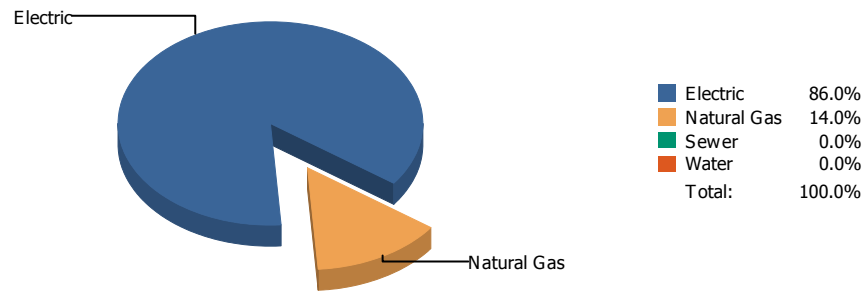


Cost

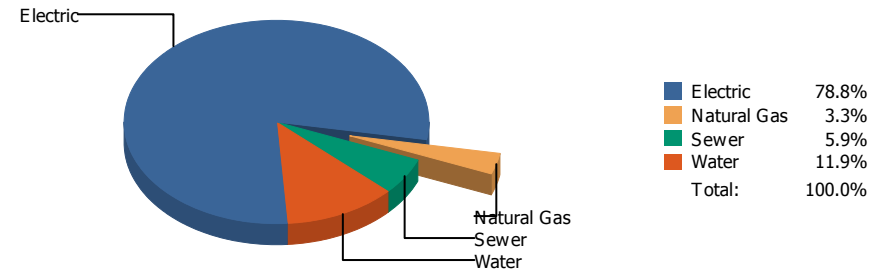


Commodity	Common Use	Energy Use	Energy Use / Area	Total Cost	Cost / Unit	Cost / Area
Place: [COLLINS] COLLINS 142 [BUILDING] Area: 81,245 SqFt Billing Period: May 2018						
ELECTRIC	45,108.00 kWh	153,954 KBtu	1.895 KBtu/SqFt	\$6,053.96	\$0.134 /kWh	\$0.074 /SqFt
NATURALGAS	187.00 CCF	19,261 KBtu	0.237 KBtu/SqFt	\$335.26	\$1.793 /CCF	\$0.004 /SqFt
SEWER	180.00 CCF			\$549.98	\$3.055 /CCF	\$0.007 /SqFt
WATER	1,963.00 CCF			\$12,732.56	\$6.486 /CCF	\$0.157 /SqFt
Totals:		173,215 KBtu	2.132 KBtu/SqFt	\$19,671.76		

Energy

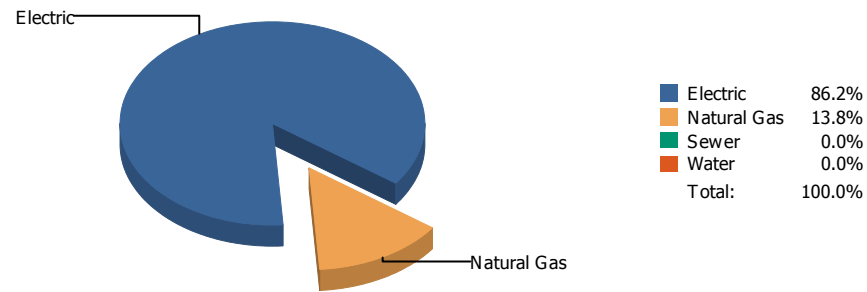


Cost

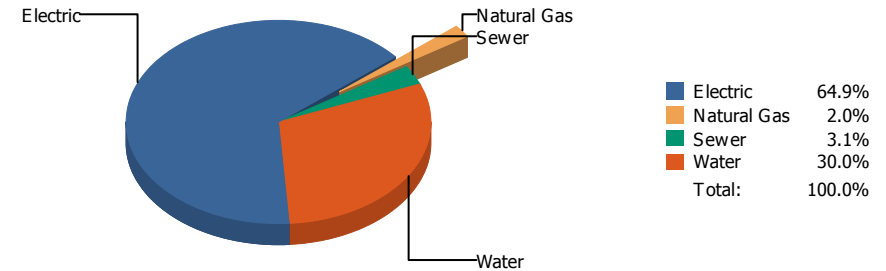


Commodity	Common Use	Energy Use	Energy Use / Area	Total Cost	Cost / Unit	Cost / Area
Place: [COOLEY] COOLEY 111 [BUILDING]						
Area: 95,590 SqFt						
Billing Period: May 2018						
ELECTRIC	75,800.00 kWh	258,705 KBtu	2.706 KBtu/SqFt	\$10,966.49	\$0.145 /kWh	\$0.115 /SqFt
NATURALGAS	408.00 CCF	42,024 KBtu	0.440 KBtu/SqFt	\$463.41	\$1.136 /CCF	\$0.005 /SqFt
SEWER	137.00 CCF			\$821.79	\$5.998 /CCF	\$0.008 /SqFt
WATER	381.00 CCF			\$1,662.24	\$4.363 /CCF	\$0.017 /SqFt
Totals:		300,729 KBtu	3.146 KBtu/SqFt	\$13,913.93		

Energy

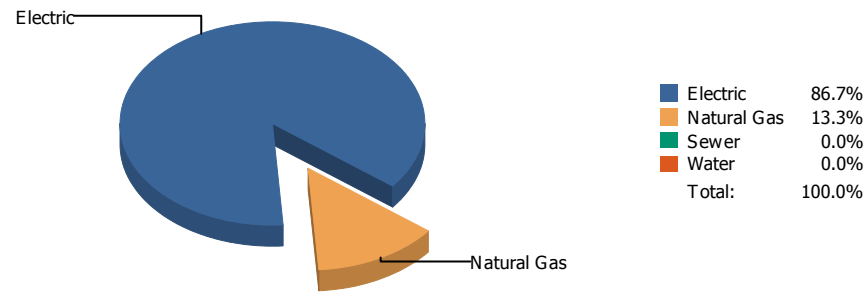


Cost

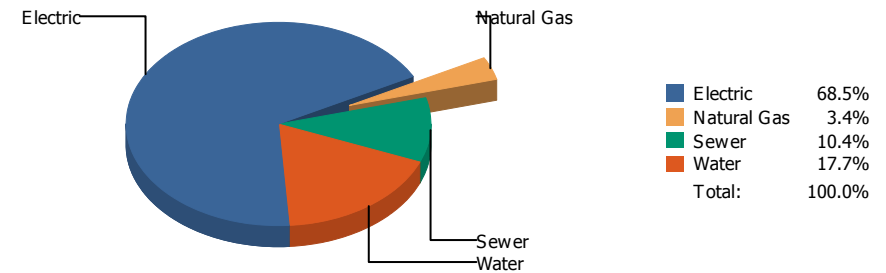


Commodity	Common Use	Energy Use	Energy Use / Area	Total Cost	Cost / Unit	Cost / Area
Place: [CORONADO] CORONADO 005 [BUILDING]						
Area: 406,757 SqFt						
Billing Period: May 2018						
ELECTRIC	226,109.00 kWh	771,710 KBtu	1.897 KBtu/SqFt	\$29,788.28	\$0.132 /kWh	\$0.072 /SqFt
NATURALGAS	1,196.00 CCF	123,188 KBtu	0.303 KBtu/SqFt	\$911.55	\$0.762 /CCF	\$0.002 /SqFt
SEWER	504.00 CCF			\$1,418.89	\$2.815 /CCF	\$0.003 /SqFt
WATER	4,142.00 CCF			\$13,776.05	\$3.326 /CCF	\$0.033 /SqFt
Totals:		894,898 KBtu	2.200 KBtu/SqFt	\$45,894.77		

Energy

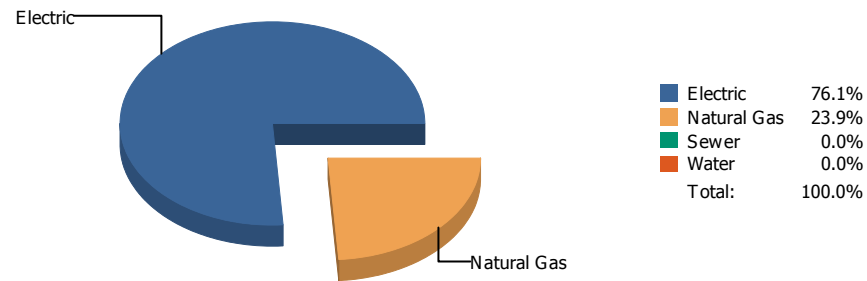


Cost

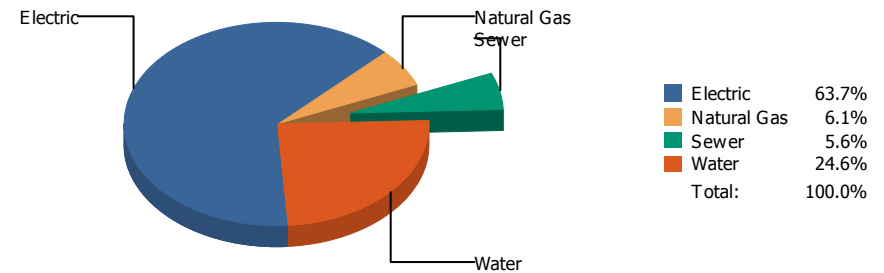


Commodity	Common Use	Energy Use	Energy Use / Area	Total Cost	Cost / Unit	Cost / Area
Place: [CROCKETT_1] CROCKETT 112 [BUILDING] Area: 92,585 SqFt Billing Period: May 2018						
ELECTRIC	32,762.00 kWh	111,817 KBtu	1.208 KBtu/SqFt	\$4,247.93	\$0.130 /kWh	\$0.046 /SqFt
NATURALGAS	167.00 CCF	17,201 KBtu	0.186 KBtu/SqFt	\$210.69	\$1.262 /CCF	\$0.002 /SqFt
SEWER	191.00 CCF			\$644.62	\$3.375 /CCF	\$0.007 /SqFt
WATER	292.00 CCF			\$1,101.18	\$3.771 /CCF	\$0.012 /SqFt
Totals:		129,018 KBtu	1.394 KBtu/SqFt	\$6,204.42		

Energy

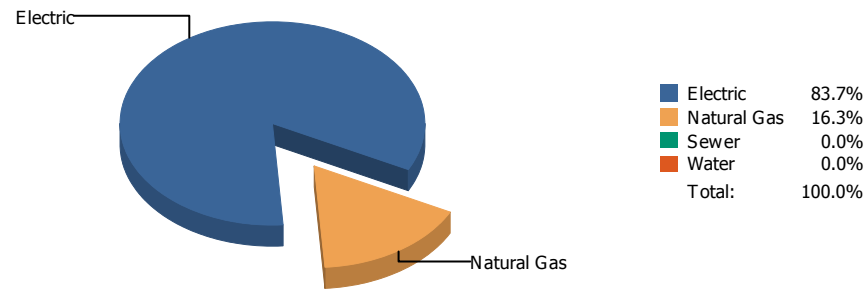


Cost

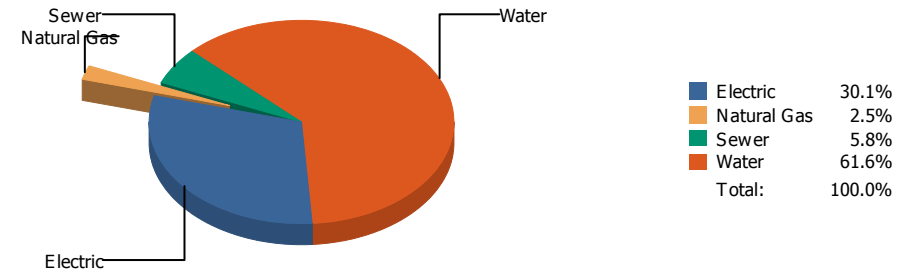


Commodity	Common Use	Energy Use	Energy Use / Area	Total Cost	Cost / Unit	Cost / Area
Place: [CROSBY] CROSBY 113 [BUILDING]						
Area: 83,100 SqFt						
Billing Period: May 2018						
ELECTRIC	36,131.00 kWh	123,315 KBtu	1.484 KBtu/SqFt	\$4,614.54	\$0.128 /kWh	\$0.056 /SqFt
NATURALGAS	375.00 CCF	38,625 KBtu	0.465 KBtu/SqFt	\$445.40	\$1.188 /CCF	\$0.005 /SqFt
SEWER	116.00 CCF			\$408.10	\$3.518 /CCF	\$0.005 /SqFt
WATER	428.00 CCF			\$1,781.36	\$4.162 /CCF	\$0.021 /SqFt
Totals:		161,940 KBtu	1.949 KBtu/SqFt	\$7,249.40		

Energy

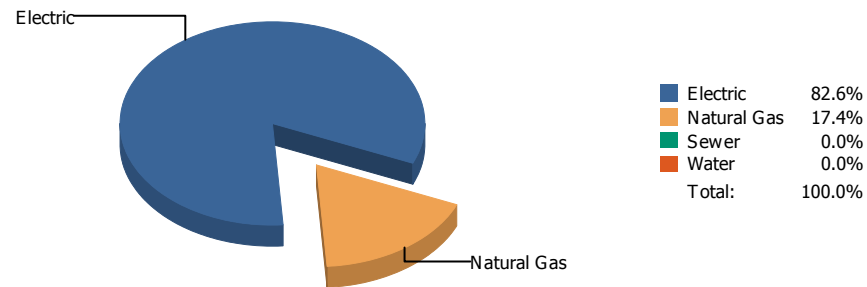


Cost

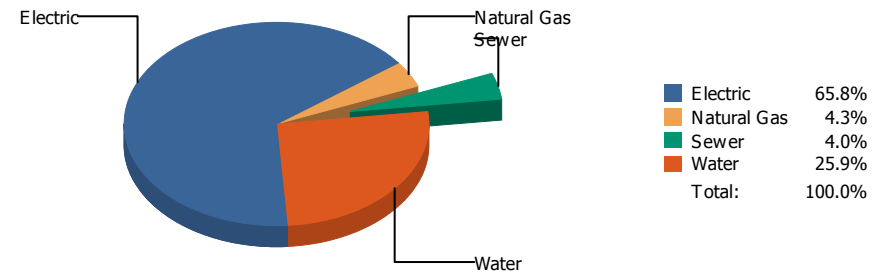


Commodity	Common Use	Energy Use	Energy Use / Area	Total Cost	Cost / Unit	Cost / Area
Place: [DOUGLASS] DOUGLASS 114 [BUILDING] Area: 86,903 SqFt Billing Period: May 2018						
ELECTRIC	31,343.00 kWh	106,974 KBtu	1.231 KBtu/SqFt	\$4,213.51	\$0.134 /kWh	\$0.048 /SqFt
NATURALGAS	202.00 CCF	20,806 KBtu	0.239 KBtu/SqFt	\$343.41	\$1.700 /CCF	\$0.004 /SqFt
SEWER	289.00 CCF			\$809.21	\$2.800 /CCF	\$0.009 /SqFt
WATER	847.00 CCF			\$8,613.37	\$10.169 /CCF	\$0.099 /SqFt
Totals:		127,780 KBtu	1.470 KBtu/SqFt	\$13,979.50		

Energy

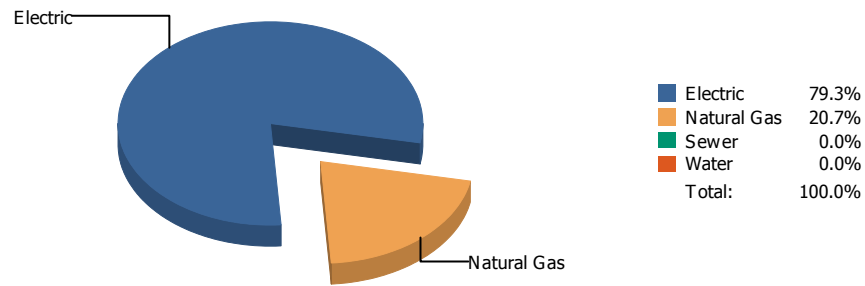


Cost

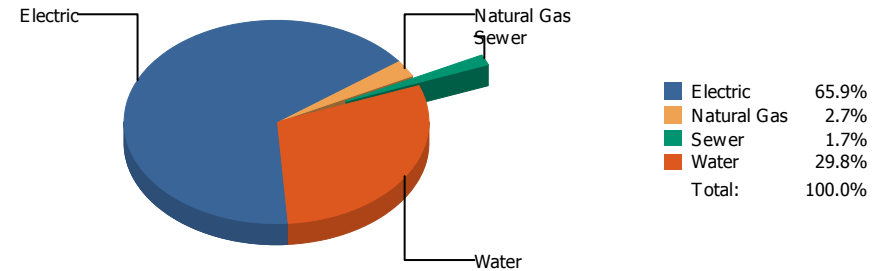


Commodity	Common Use	Energy Use	Energy Use / Area	Total Cost	Cost / Unit	Cost / Area
Place: [DOWELL] DOWELL 115 [BUILDING] Area: 55,801 SqFt Billing Period: May 2018						
ELECTRIC	23,982.00 kWh	81,851 KBtu	1.467 KBtu/SqFt	\$3,237.09	\$0.135 /kWh	\$0.058 /SqFt
NATURALGAS	167.00 CCF	17,201 KBtu	0.308 KBtu/SqFt	\$210.36	\$1.260 /CCF	\$0.004 /SqFt
SEWER	64.00 CCF			\$196.37	\$3.068 /CCF	\$0.004 /SqFt
WATER	258.00 CCF			\$1,272.17	\$4.931 /CCF	\$0.023 /SqFt
Totals:		99,052 KBtu	1.775 KBtu/SqFt	\$4,915.99		

Energy

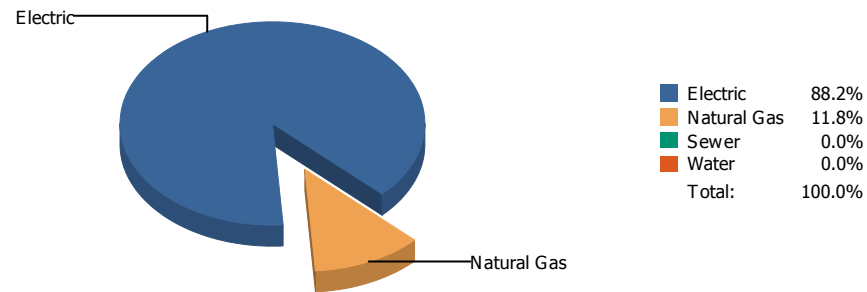


Cost

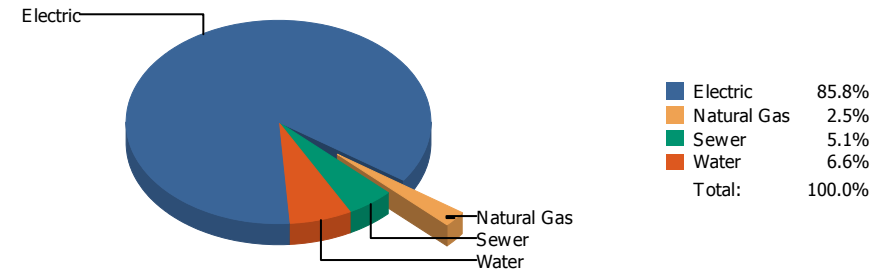


Commodity	Common Use	Energy Use	Energy Use / Area	Total Cost	Cost / Unit	Cost / Area
Place: [DRHORNEDOMIDDLESCHOOL_1] DR. HORNEDO MIDDLE SCHOOL 058 [BUILDING]						
Area: 184,871 SqFt						
Billing Period: May 2018						
ELECTRIC	113,176.00 kWh	386,270 KBtu	2.089 KBtu/SqFt	\$16,773.76	\$0.148 /kWh	\$0.091 /SqFt
NATURALGAS	979.00 CCF	100,837 KBtu	0.545 KBtu/SqFt	\$675.98	\$0.690 /CCF	\$0.004 /SqFt
SEWER	54.00 CCF			\$420.70	\$7.791 /CCF	\$0.002 /SqFt
WATER	1,441.00 CCF			\$7,593.72	\$5.270 /CCF	\$0.041 /SqFt
Totals:		487,107 KBtu	2.635 KBtu/SqFt	\$25,464.16		

Energy

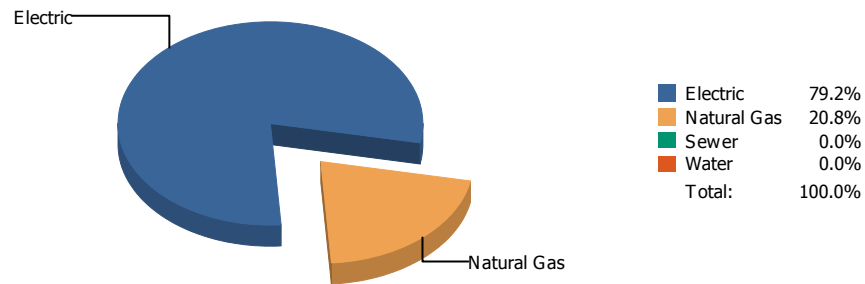


Cost

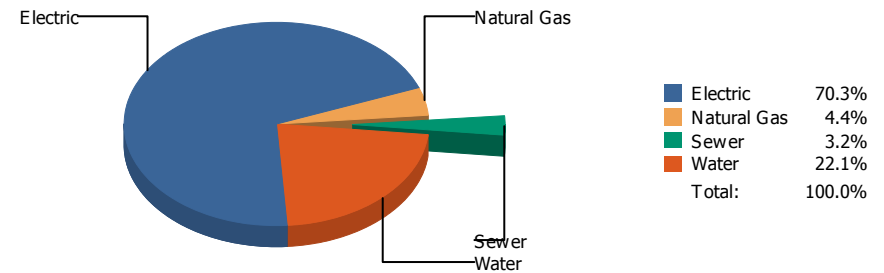


Commodity	Common Use	Energy Use	Energy Use / Area	Total Cost	Cost / Unit	Cost / Area
Place: [ED CENTER] ED CENTER 919 [BUILDING] Area: 220,243 SqFt Billing Period: May 2018						
ELECTRIC	247,967.00 kWh	846,311 KBtu	3.843 KBtu/SqFt	\$28,999.91	\$0.117 /kWh	\$0.131 /SqFt
NATURALGAS	1,096.00 CCF	112,888 KBtu	0.513 KBtu/SqFt	\$851.32	\$0.777 /CCF	\$0.004 /SqFt
SEWER	487.00 CCF			\$1,714.58	\$3.521 /CCF	\$0.008 /SqFt
WATER	708.00 CCF			\$2,227.58	\$3.146 /CCF	\$0.010 /SqFt
Totals:		959,199 KBtu	4.355 KBtu/SqFt	\$33,793.39		

Energy

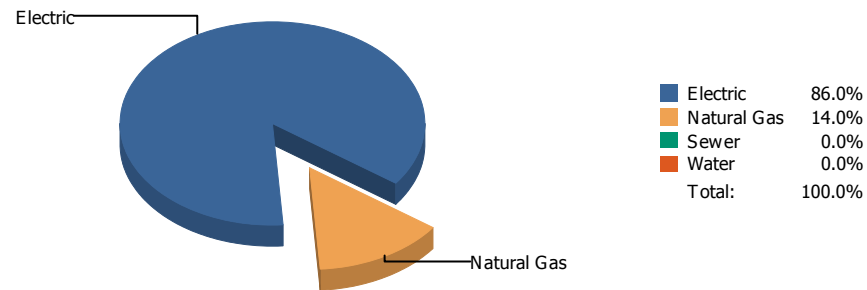


Cost

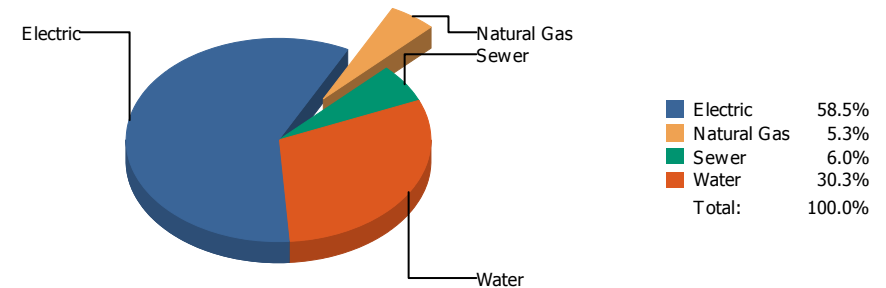


Commodity	Common Use	Energy Use	Energy Use / Area	Total Cost	Cost / Unit	Cost / Area
Place: [EL PASO] EL PASO HIGH 006 [BUILDING]						
Area: 236,062 SqFt						
Billing Period: May 2018						
ELECTRIC	168,334.00 kWh	574,524 KBtu	2.434 KBtu/SqFt	\$22,513.04	\$0.134 /kWh	\$0.095 /SqFt
NATURALGAS	1,464.00 CCF	150,792 KBtu	0.639 KBtu/SqFt	\$1,416.11	\$0.967 /CCF	\$0.006 /SqFt
SEWER	219.00 CCF			\$1,035.30	\$4.727 /CCF	\$0.004 /SqFt
WATER	1,434.00 CCF			\$7,080.09	\$4.937 /CCF	\$0.030 /SqFt
Totals:		725,316 KBtu	3.073 KBtu/SqFt	\$32,044.54		

Energy

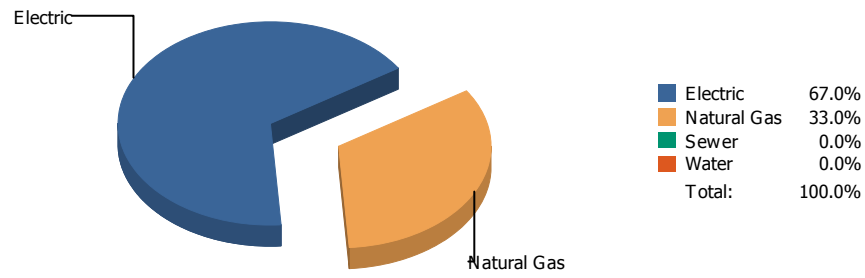


Cost

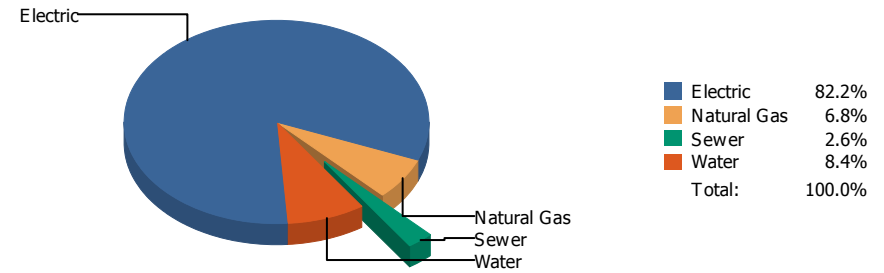


Commodity	Common Use	Energy Use	Energy Use / Area	Total Cost	Cost / Unit	Cost / Area
Place: [FANNIN] FANNIN 116 [BUILDING]						
Area: 73,291 SqFt						
Billing Period: May 2018						
ELECTRIC	39,065.00 kWh	133,329 KBtu	1.819 KBtu/SqFt	\$5,141.97	\$0.132 /kWh	\$0.070 /SqFt
NATURALGAS	211.00 CCF	21,733 KBtu	0.297 KBtu/SqFt	\$462.22	\$2.191 /CCF	\$0.006 /SqFt
SEWER	118.00 CCF			\$524.83	\$4.448 /CCF	\$0.007 /SqFt
WATER	746.00 CCF			\$2,663.25	\$3.570 /CCF	\$0.036 /SqFt
Totals:		155,062 KBtu	2.116 KBtu/SqFt	\$8,792.27		

Energy

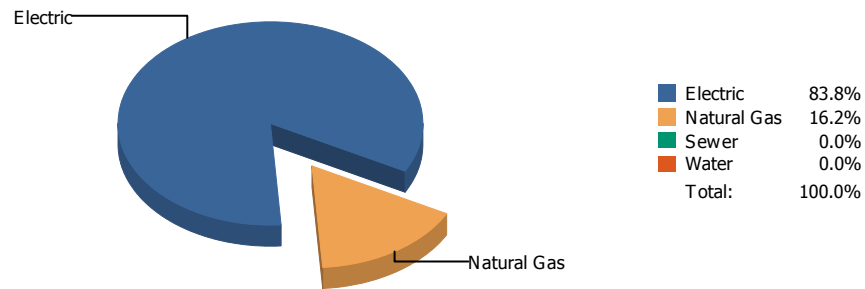


Cost

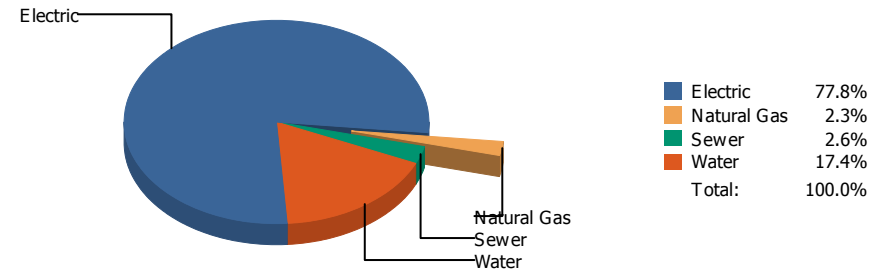


Commodity	Common Use	Energy Use	Energy Use / Area	Total Cost	Cost / Unit	Cost / Area
Place: [FRANKLIN] FRANKLIN HIGH SCHOOL 010 [BUILDING]						
Area: 329,377 SqFt						
Billing Period: May 2018						
ELECTRIC	277,152.00 kWh	945,920 KBtu	2.872 KBtu/SqFt	\$33,541.33	\$0.121 /kWh	\$0.102 /SqFt
NATURALGAS	4,529.00 CCF	466,487 KBtu	1.416 KBtu/SqFt	\$2,780.49	\$0.614 /CCF	\$0.008 /SqFt
SEWER	381.00 CCF			\$1,045.27	\$2.743 /CCF	\$0.003 /SqFt
WATER	965.00 CCF			\$3,440.15	\$3.565 /CCF	\$0.010 /SqFt
Totals:		1,412,407 KBtu	4.288 KBtu/SqFt	\$40,807.24		

Energy

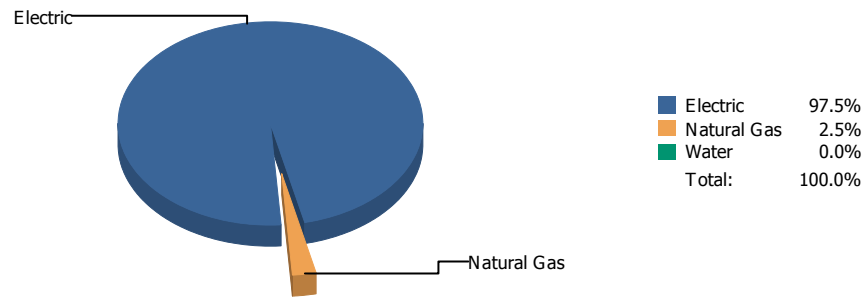


Cost

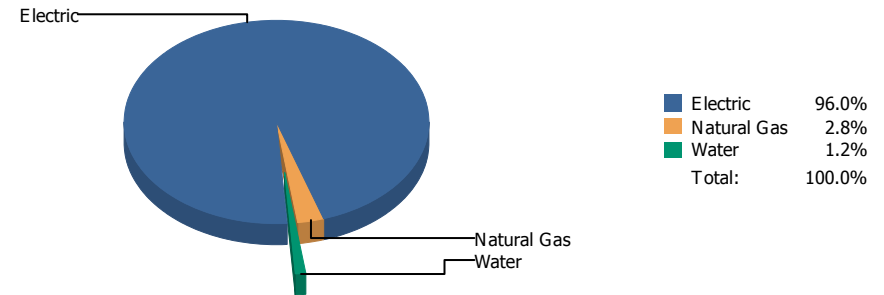


Commodity	Common Use	Energy Use	Energy Use / Area	Total Cost	Cost / Unit	Cost / Area
Place: [FRANKLIN9THGRADECENTER_2] FRANKLIN 9TH GRADE CENTER 053 [BUILDING]						
Area: 193,158 SqFt						
Billing Period: May 2018						
ELECTRIC	112,000.00 kWh	382,256 KBtu	1.979 KBtu/SqFt	\$17,771.47	\$0.159 /kWh	\$0.092 /SqFt
NATURALGAS	716.00 CCF	73,748 KBtu	0.382 KBtu/SqFt	\$527.61	\$0.737 /CCF	\$0.003 /SqFt
SEWER	143.00 CCF			\$590.69	\$4.131 /CCF	\$0.003 /SqFt
WATER	2,027.00 CCF			\$3,965.90	\$1.957 /CCF	\$0.020 /SqFt
Totals:		456,004 KBtu	2.361 KBtu/SqFt	\$22,855.67		

Energy

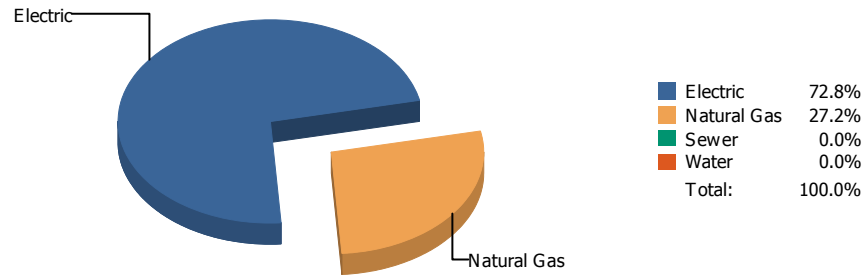


Cost

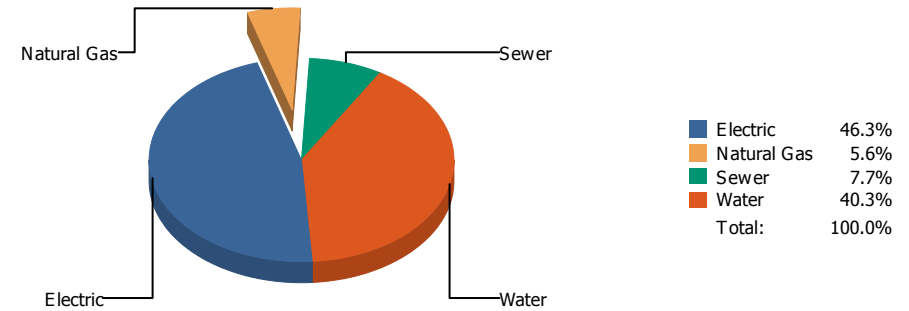


Commodity	Common Use	Energy Use	Energy Use / Area	Total Cost	Cost / Unit	Cost / Area
Place: [GAMBLE] JAMES GAMBLE WAREHOUSE [BUILDING]						
Area: 53,241 SqFt						
Billing Period: May 2018						
ELECTRIC	36,000.00 kWh	122,868 KBtu	2.308 KBtu/SqFt	\$4,458.32	\$0.124 /kWh	\$0.084 /SqFt
NATURALGAS	31.00 CCF	3,193 KBtu	0.060 KBtu/SqFt	\$131.23	\$4.233 /CCF	\$0.002 /SqFt
WATER	0.00 CCF			\$54.48	\$0.000 /CCF	\$0.001 /SqFt
Totals:		126,061 KBtu	2.368 KBtu/SqFt	\$4,644.03		

Energy

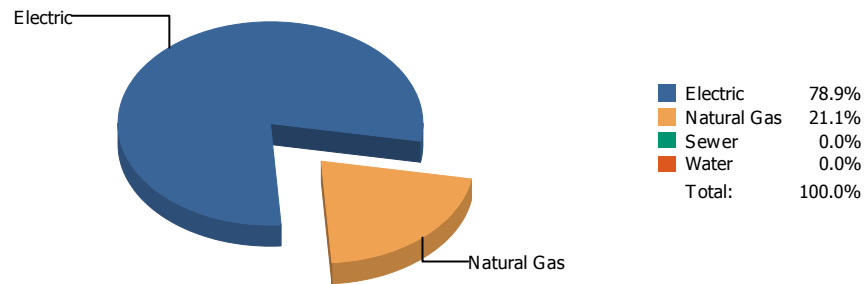


Cost

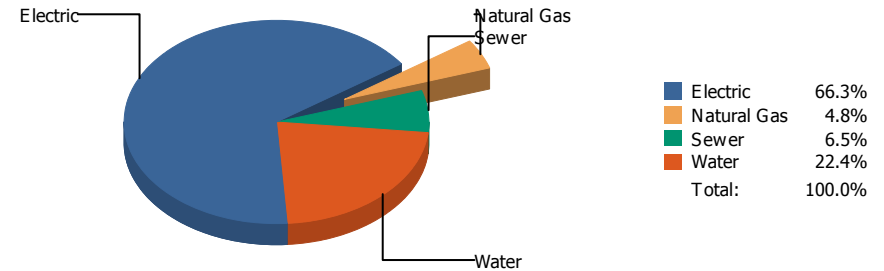


Commodity	Common Use	Energy Use	Energy Use / Area	Total Cost	Cost / Unit	Cost / Area
Place: [GREEN] GREEN ELEMENTARY SCHOOL 162 [BUILDING]						
Area: 88,156 SqFt						
Billing Period: May 2018						
ELECTRIC	34,800.00 kWh	118,772 KBtu	1.347 KBtu/SqFt	\$3,941.63	\$0.113 /kWh	\$0.045 /SqFt
NATURALGAS	431.00 CCF	44,393 KBtu	0.504 KBtu/SqFt	\$478.21	\$1.110 /CCF	\$0.005 /SqFt
SEWER	130.00 CCF			\$659.13	\$5.070 /CCF	\$0.007 /SqFt
WATER	609.00 CCF			\$3,431.38	\$5.634 /CCF	\$0.039 /SqFt
Totals:		163,165 KBtu	1.851 KBtu/SqFt	\$8,510.35		

Energy

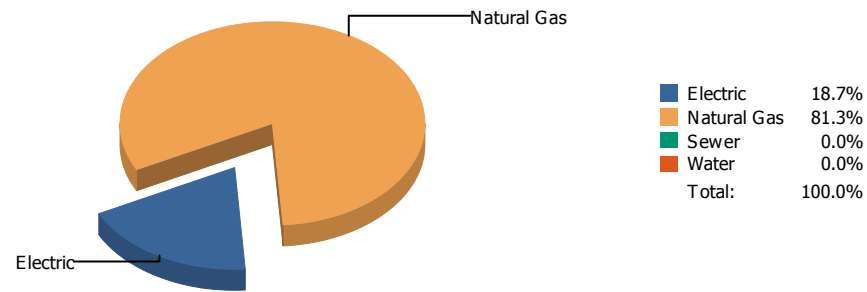


Cost

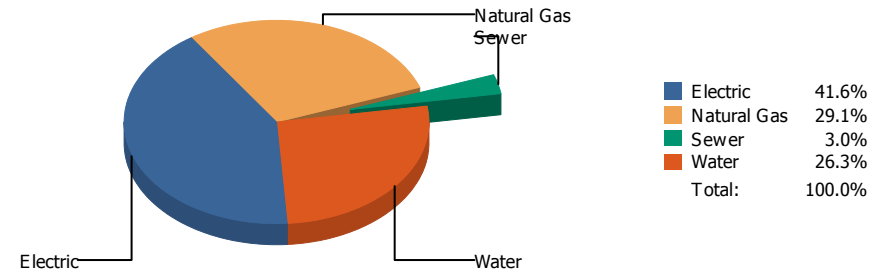


Commodity	Common Use	Energy Use	Energy Use / Area	Total Cost	Cost / Unit	Cost / Area
Place: [GUERRERO] ROSA GUERRERO ELEMENTARY 163 [BUILDING]						
Area: 88,641 SqFt						
Billing Period: May 2018						
ELECTRIC	40,840.00 kWh	139,387 KBtu	1.572 KBtu/SqFt	\$5,965.14	\$0.146 /kWh	\$0.067 /SqFt
NATURALGAS	361.00 CCF	37,183 KBtu	0.419 KBtu/SqFt	\$436.30	\$1.209 /CCF	\$0.005 /SqFt
SEWER	149.00 CCF			\$584.04	\$3.920 /CCF	\$0.006 /SqFt
WATER	638.00 CCF			\$2,011.58	\$3.153 /CCF	\$0.023 /SqFt
Totals:		176,570 KBtu	1.992 KBtu/SqFt	\$8,997.06		

Energy

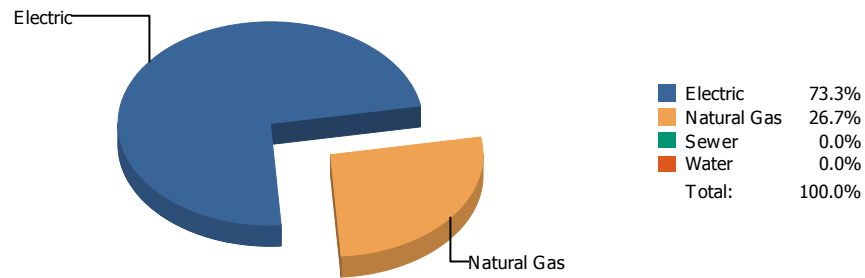


Cost

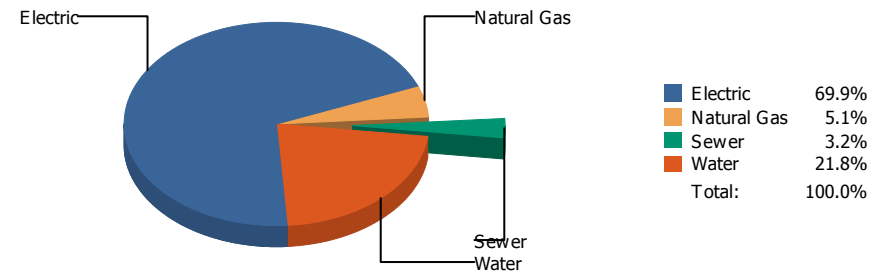


Commodity	Common Use	Energy Use	Energy Use / Area	Total Cost	Cost / Unit	Cost / Area
Place: [GUILLEN] GUILLEN 044 [BUILDING]						
Area: 223,773 SqFt						
Billing Period: May 2018						
ELECTRIC	81,179.00 kWh	277,064 KBtu	1.238 KBtu/SqFt	\$9,707.02	\$0.120 /kWh	\$0.043 /SqFt
NATURALGAS	11,664.00 CCF	1,201,392 KBtu	5.369 KBtu/SqFt	\$6,790.36	\$0.582 /CCF	\$0.030 /SqFt
SEWER	214.00 CCF			\$708.19	\$3.309 /CCF	\$0.003 /SqFt
WATER	1,386.00 CCF			\$6,153.37	\$4.440 /CCF	\$0.027 /SqFt
Totals:		1,478,456 KBtu	6.607 KBtu/SqFt	\$23,358.94		

Energy

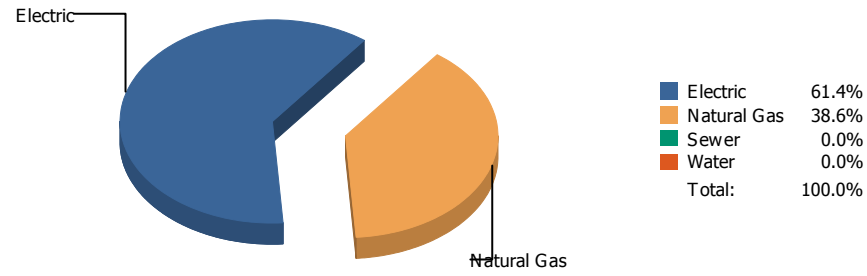


Cost

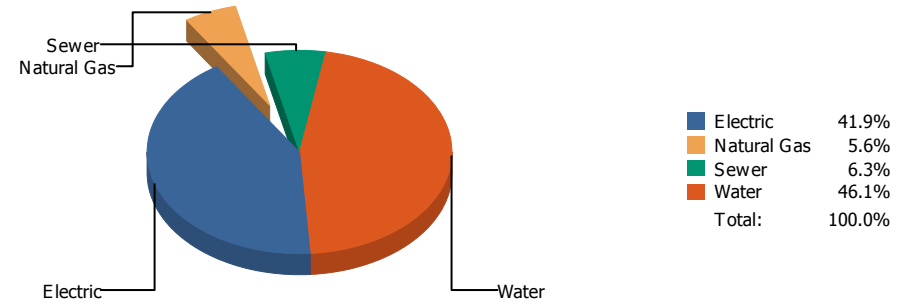


Commodity	Common Use	Energy Use	Energy Use / Area	Total Cost	Cost / Unit	Cost / Area
Place: [HART] HART 118 [BUILDING] Area: 63,357 SqFt Billing Period: May 2018						
ELECTRIC	56,400.00 kWh	192,493 KBtu	3.038 KBtu/SqFt	\$6,915.01	\$0.123 /kWh	\$0.109 /SqFt
NATURALGAS	681.00 CCF	70,143 KBtu	1.107 KBtu/SqFt	\$505.45	\$0.742 /CCF	\$0.008 /SqFt
SEWER	58.00 CCF			\$316.96	\$5.465 /CCF	\$0.005 /SqFt
WATER	462.00 CCF			\$2,157.96	\$4.671 /CCF	\$0.034 /SqFt
Totals:		262,636 KBtu	4.145 KBtu/SqFt	\$9,895.38		

Energy

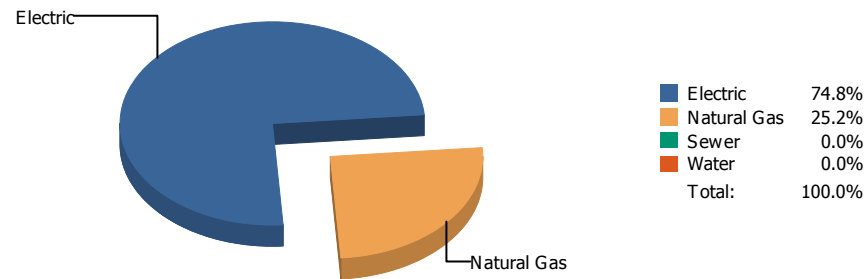


Cost

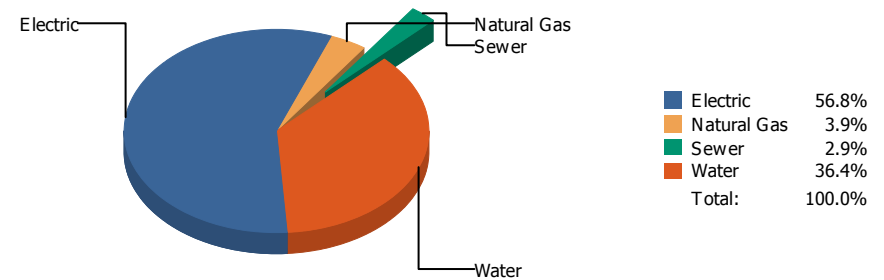


Commodity	Common Use	Energy Use	Energy Use / Area	Total Cost	Cost / Unit	Cost / Area
Place: [HAWKINS] HAWKINS 119 [BUILDING] Area: 57,207 SqFt Billing Period: May 2018						
ELECTRIC	28,613.00 kWh	97,656 KBtu	1.707 KBtu/SqFt	\$3,408.41	\$0.119 /kWh	\$0.060 /SqFt
NATURALGAS	596.00 CCF	61,388 KBtu	1.073 KBtu/SqFt	\$457.95	\$0.768 /CCF	\$0.008 /SqFt
SEWER	172.00 CCF			\$515.06	\$2.995 /CCF	\$0.009 /SqFt
WATER	635.00 CCF			\$3,754.43	\$5.912 /CCF	\$0.066 /SqFt
Totals:		159,044 KBtu	2.780 KBtu/SqFt	\$8,135.85		

Energy

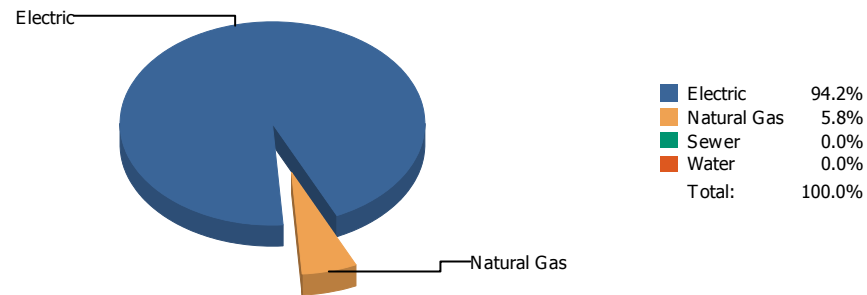


Cost

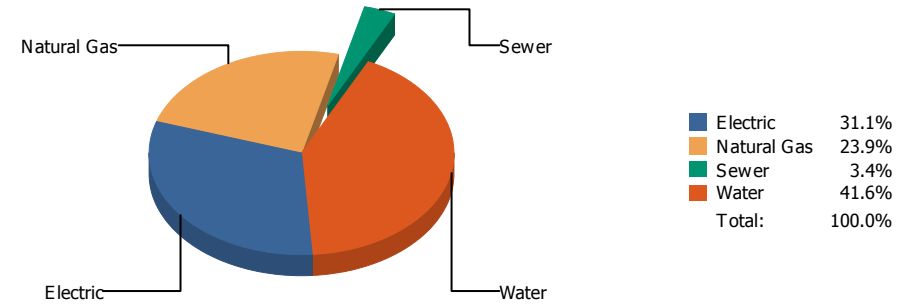


Commodity	Common Use	Energy Use	Energy Use / Area	Total Cost	Cost / Unit	Cost / Area
Place: [HENDERSO] HENDERSON 041 [BUILDING]						
Area: 145,254 SqFt						
Billing Period: May 2018						
ELECTRIC	52,211.00 kWh	178,196 KBtu	1.227 KBtu/SqFt	\$6,500.77	\$0.125 /kWh	\$0.045 /SqFt
NATURALGAS	584.00 CCF	60,152 KBtu	0.414 KBtu/SqFt	\$451.24	\$0.773 /CCF	\$0.003 /SqFt
SEWER	124.00 CCF			\$330.11	\$2.662 /CCF	\$0.002 /SqFt
WATER	941.00 CCF			\$4,160.71	\$4.422 /CCF	\$0.029 /SqFt
Totals:		238,348 KBtu	1.641 KBtu/SqFt	\$11,442.83		

Energy

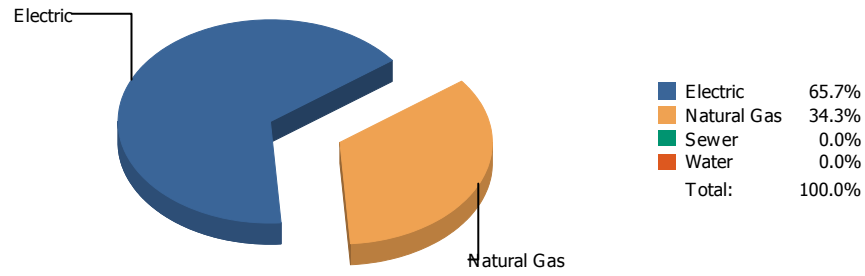


Cost

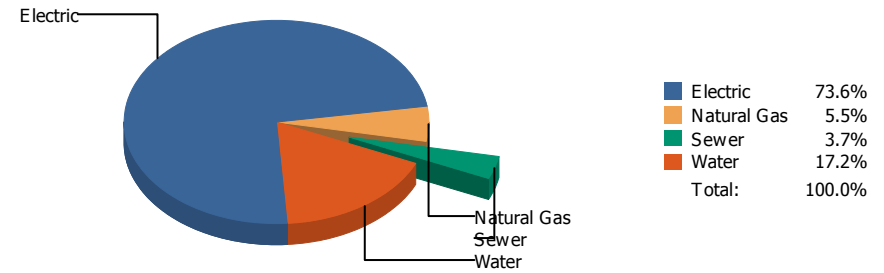


Commodity	Common Use	Energy Use	Energy Use / Area	Total Cost	Cost / Unit	Cost / Area
Place: [HERCULES] HERCULES COTTAGES 141A [BUILDING]						
Area: 10,160 SqFt						
Billing Period: May 2018						
ELECTRIC	3,406.00 kWh	11,625 KBtu	1.144 KBtu/SqFt	\$738.56	\$0.217 /kWh	\$0.072 /SqFt
NATURALGAS	7.00 CCF	721 KBtu	0.071 KBtu/SqFt	\$568.48	\$81.211 /CCF	\$0.056 /SqFt
SEWER	18.00 CCF			\$79.80	\$4.433 /CCF	\$0.008 /SqFt
WATER	200.00 CCF			\$988.88	\$4.944 /CCF	\$0.097 /SqFt
Totals:		12,346 KBtu	1.215 KBtu/SqFt	\$2,375.72		

Energy



Cost



Commodity	Common Use	Energy Use	Energy Use / Area	Total Cost	Cost / Unit	Cost / Area
Place: [HERRERA_1] HERRERA ELEMENTARY 174 [BUILDING]						
Area: 86,275 SqFt						
Billing Period: May 2018						
ELECTRIC	67,800.00 kWh	231,401 KBtu	2.682 KBtu/SqFt	\$10,545.90	\$0.156 /kWh	\$0.122 /SqFt
NATURALGAS	1,173.00 CCF	120,819 KBtu	1.400 KBtu/SqFt	\$781.64	\$0.666 /CCF	\$0.009 /SqFt
SEWER	111.00 CCF			\$529.57	\$4.771 /CCF	\$0.006 /SqFt
WATER	493.00 CCF			\$2,468.24	\$5.007 /CCF	\$0.029 /SqFt
Totals:		352,220 KBtu	4.083 KBtu/SqFt	\$14,325.35		

Energy

Electric



■ Electric 100.0%
Total: 100.0%

Cost

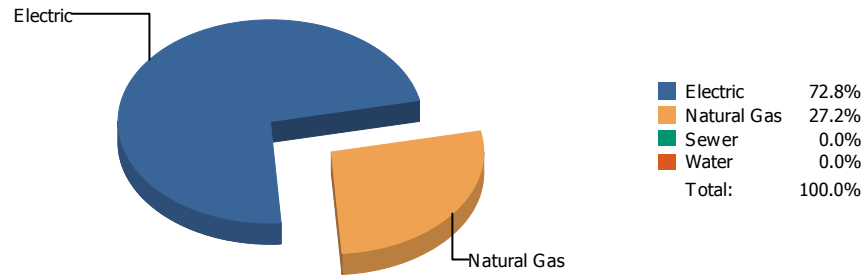
Electric



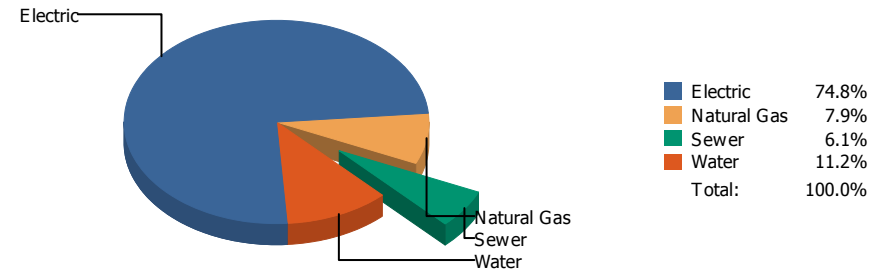
■ Electric 100.0%
Total: 100.0%

Commodity	Common Use	Energy Use	Energy Use / Area	Total Cost	Cost / Unit	Cost / Area
Place: [HIGHLAND] HIGHLAND/ANNEX 120 [BUILDING] Area: 33,705 SqFt Billing Period: May 2018						
ELECTRIC	25,400.00 kWh	86,690 KBtu	2.572 KBtu/SqFt	\$3,095.67	\$0.122 /kWh	\$0.092 /SqFt
Totals:		86,690 KBtu	2.572 KBtu/SqFt	\$3,095.67		

Energy

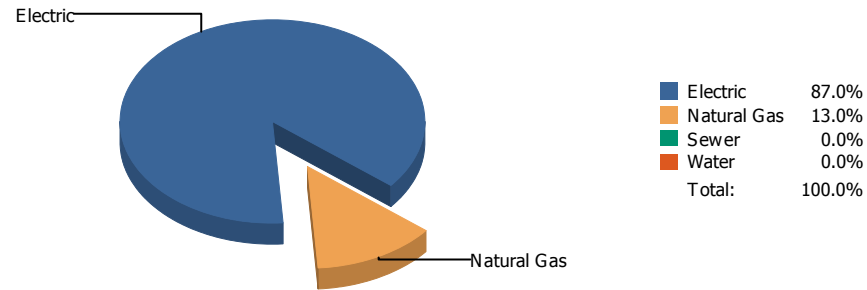


Cost

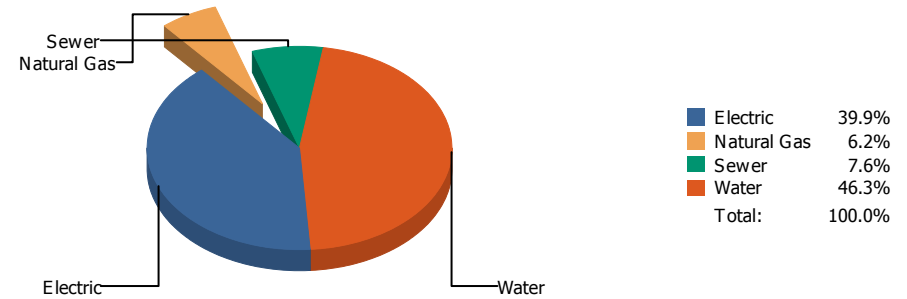


Commodity	Common Use	Energy Use	Energy Use / Area	Total Cost	Cost / Unit	Cost / Area
Place: [HILLSIDE] HILLSIDE 121 [BUILDING] Area: 80,656 SqFt Billing Period: May 2018						
ELECTRIC	42,622.00 kWh	145,469 KBtu	1.804 KBtu/SqFt	\$6,127.09	\$0.144 /kWh	\$0.076 /SqFt
NATURALGAS	529.00 CCF	54,487 KBtu	0.676 KBtu/SqFt	\$646.40	\$1.222 /CCF	\$0.008 /SqFt
SEWER	104.00 CCF			\$498.09	\$4.789 /CCF	\$0.006 /SqFt
WATER	238.00 CCF			\$921.43	\$3.872 /CCF	\$0.011 /SqFt
Totals:		199,956 KBtu	2.479 KBtu/SqFt	\$8,193.01		

Energy

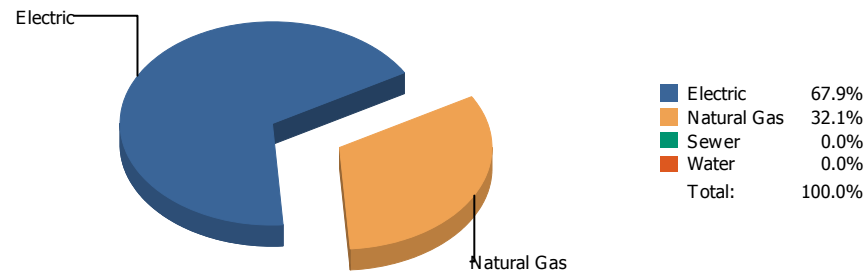


Cost

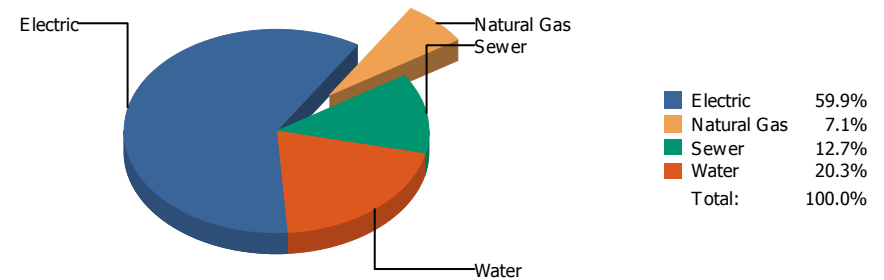


Commodity	Common Use	Energy Use	Energy Use / Area	Total Cost	Cost / Unit	Cost / Area
Place: [HOUSTON] HOUSTON 122 [BUILDING]						
Area: 84,178 SqFt						
Billing Period: May 2018						
ELECTRIC	22,600.00 kWh	77,134 KBtu	0.916 KBtu/SqFt	\$2,590.37	\$0.115 /kWh	\$0.031 /SqFt
NATURALGAS	112.00 CCF	11,536 KBtu	0.137 KBtu/SqFt	\$404.21	\$3.609 /CCF	\$0.005 /SqFt
SEWER	95.00 CCF			\$496.04	\$5.221 /CCF	\$0.006 /SqFt
WATER	952.00 CCF			\$3,003.95	\$3.155 /CCF	\$0.035 /SqFt
Totals:		88,670 KBtu	1.053 KBtu/SqFt	\$6,494.57		

Energy

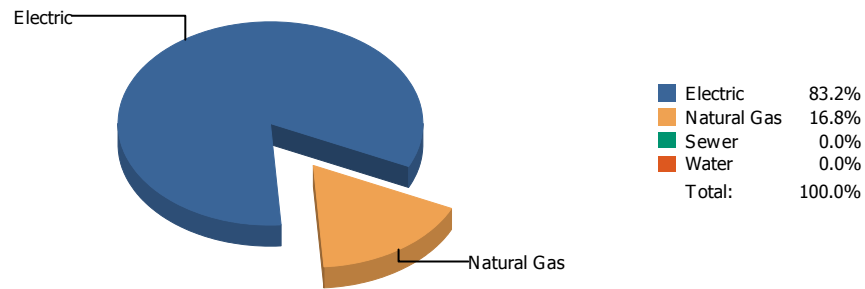


Cost

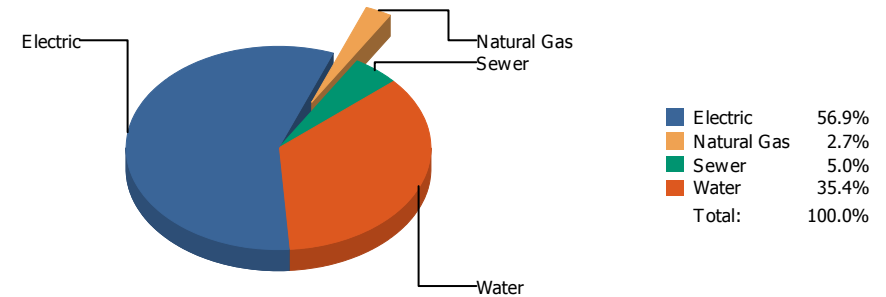


Commodity	Common Use	Energy Use	Energy Use / Area	Total Cost	Cost / Unit	Cost / Area
Place: [HUGHEY] HUGHEY 123 [BUILDING] Area: 74,815 SqFt Billing Period: May 2018						
ELECTRIC	41,111.00 kWh	140,312 KBtu	1.875 KBtu/SqFt	\$6,023.41	\$0.147 /kWh	\$0.080 /SqFt
NATURALGAS	644.00 CCF	66,332 KBtu	0.887 KBtu/SqFt	\$711.82	\$1.105 /CCF	\$0.009 /SqFt
SEWER	461.00 CCF			\$1,273.23	\$2.762 /CCF	\$0.017 /SqFt
WATER	734.00 CCF			\$2,040.54	\$2.780 /CCF	\$0.027 /SqFt
Totals:		206,644 KBtu	2.762 KBtu/SqFt	\$10,049.00		

Energy

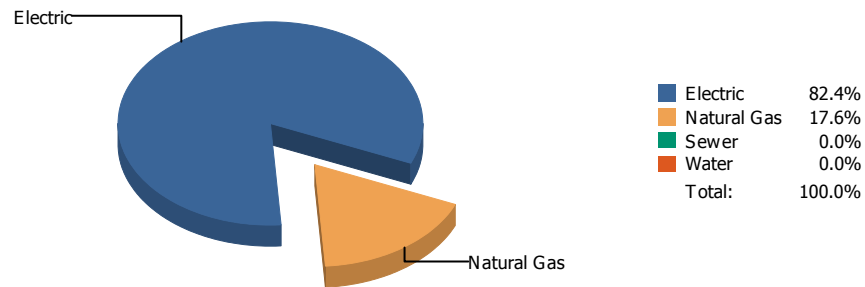


Cost

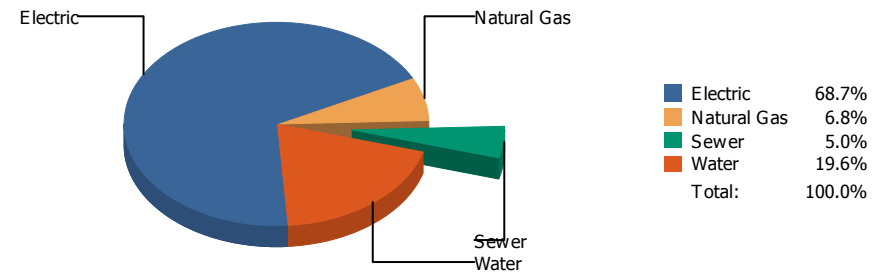


Commodity	Common Use	Energy Use	Energy Use / Area	Total Cost	Cost / Unit	Cost / Area
Place: [IRVIN] IRVIN 008 [BUILDING]						
Area: 303,804 SqFt						
Billing Period: May 2018						
ELECTRIC	114,401.00 kWh	390,451 KBtu	1.285 KBtu/SqFt	\$14,145.35	\$0.124 /kWh	\$0.046 /SqFt
NATURALGAS	767.00 CCF	79,001 KBtu	0.260 KBtu/SqFt	\$669.24	\$0.873 /CCF	\$0.002 /SqFt
SEWER	538.00 CCF			\$1,233.76	\$2.293 /CCF	\$0.004 /SqFt
WATER	1,988.00 CCF			\$8,799.11	\$4.426 /CCF	\$0.029 /SqFt
Totals:		469,452 KBtu	1.545 KBtu/SqFt	\$24,847.46		

Energy

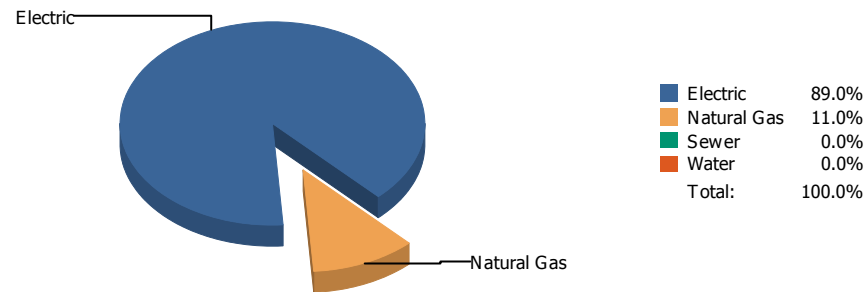


Cost

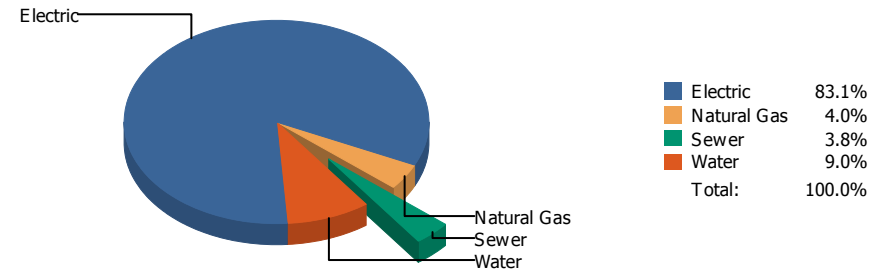


Commodity	Common Use	Energy Use	Energy Use / Area	Total Cost	Cost / Unit	Cost / Area
Place: [JEFFERSN] JEFFERSON 009 [BUILDING]						
Area: 257,708 SqFt						
Billing Period: May 2018						
ELECTRIC	123,634.00 kWh	421,963 KBtu	1.637 KBtu/SqFt	\$14,373.76	\$0.116 /kWh	\$0.055 /SqFt
NATURALGAS	875.00 CCF	90,125 KBtu	0.350 KBtu/SqFt	\$1,412.62	\$1.614 /CCF	\$0.005 /SqFt
SEWER	272.00 CCF			\$1,035.84	\$3.808 /CCF	\$0.004 /SqFt
WATER	1,204.00 CCF			\$4,090.50	\$3.397 /CCF	\$0.016 /SqFt
Totals:		512,088 KBtu	1.987 KBtu/SqFt	\$20,912.72		

Energy

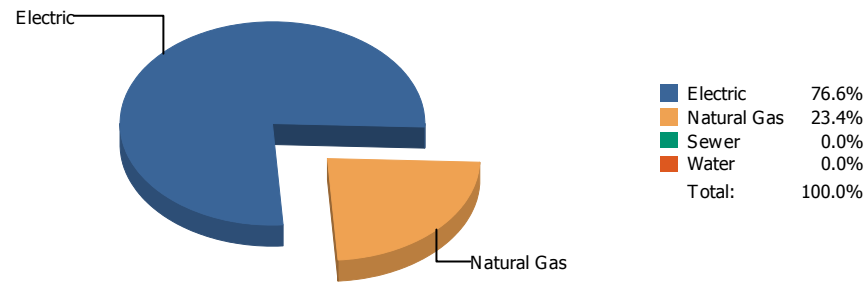


Cost

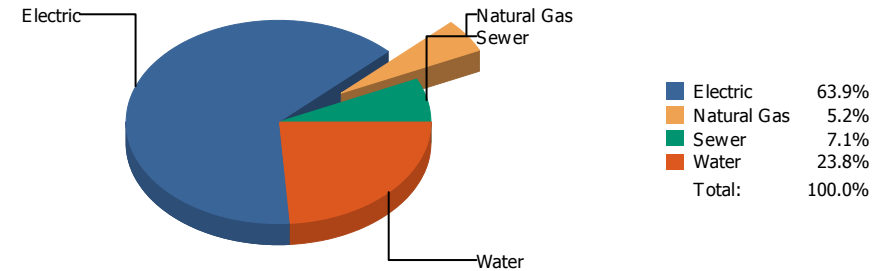


Commodity	Common Use	Energy Use	Energy Use / Area	Total Cost	Cost / Unit	Cost / Area
Place: [JOHNSON] L.B. JOHNSON 155 [BUILDING]						
Area: 87,993 SqFt						
Billing Period: May 2018						
ELECTRIC	69,100.00 kWh	235,838 KBtu	2.680 KBtu/SqFt	\$8,052.66	\$0.117 /kWh	\$0.091 /SqFt
NATURALGAS	283.00 CCF	29,149 KBtu	0.331 KBtu/SqFt	\$391.52	\$1.383 /CCF	\$0.004 /SqFt
SEWER	87.00 CCF			\$372.35	\$4.280 /CCF	\$0.004 /SqFt
WATER	341.00 CCF			\$869.83	\$2.551 /CCF	\$0.010 /SqFt
Totals:		264,987 KBtu	3.011 KBtu/SqFt	\$9,686.36		

Energy

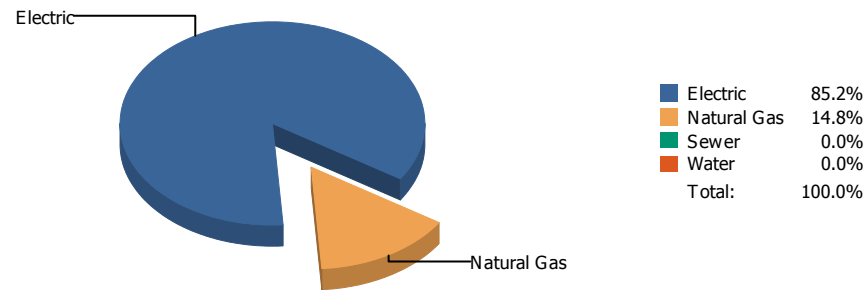


Cost

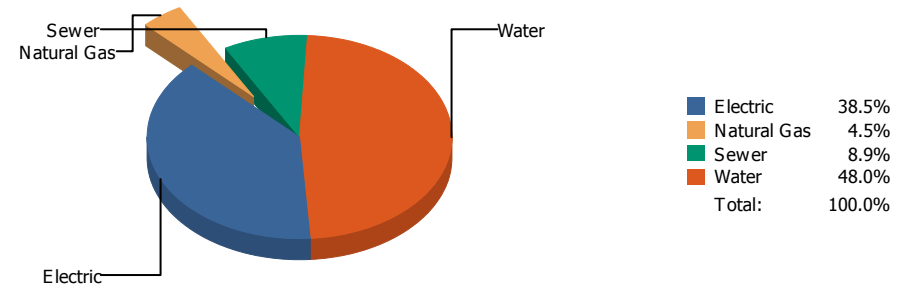


Commodity	Common Use	Energy Use	Energy Use / Area	Total Cost	Cost / Unit	Cost / Area
Place: [KOHLBERG] KOHLBERG ELEMENTARY [BUILDING]						
Area: 99,884 SqFt						
Billing Period: May 2018						
ELECTRIC	42,420.00 kWh	144,779 KBtu	1.449 KBtu/SqFt	\$5,873.73	\$0.138 /kWh	\$0.059 /SqFt
NATURALGAS	430.00 CCF	44,290 KBtu	0.443 KBtu/SqFt	\$477.63	\$1.111 /CCF	\$0.005 /SqFt
SEWER	197.00 CCF			\$656.58	\$3.333 /CCF	\$0.007 /SqFt
WATER	551.00 CCF			\$2,185.27	\$3.966 /CCF	\$0.022 /SqFt
Totals:		189,069 KBtu	1.893 KBtu/SqFt	\$9,193.21		

Energy

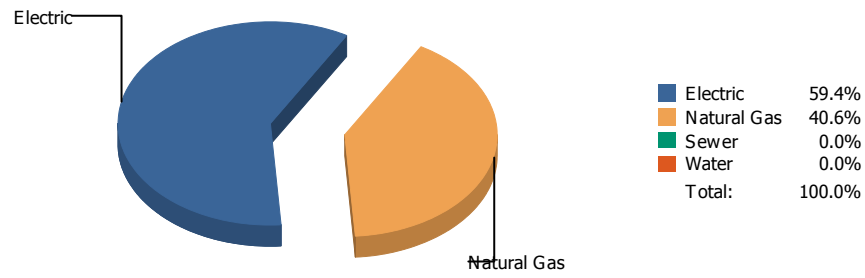


Cost

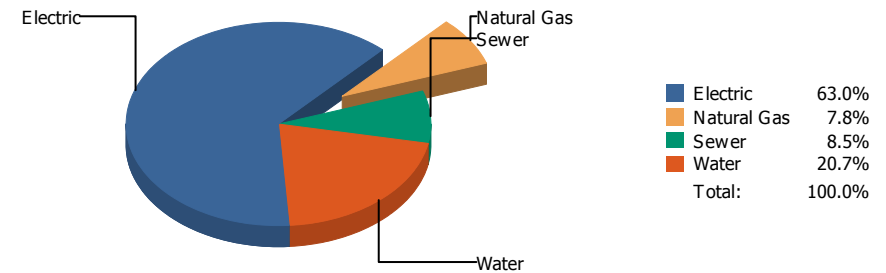


Commodity	Common Use	Energy Use	Energy Use / Area	Total Cost	Cost / Unit	Cost / Area
Place: [LAMAR] LAMAR 125 [BUILDING] Area: 76,252 SqFt Billing Period: May 2018						
ELECTRIC	31,200.00 kWh	106,486 KBtu	1.396 KBtu/SqFt	\$3,781.80	\$0.121 /kWh	\$0.050 /SqFt
NATURALGAS	179.00 CCF	18,437 KBtu	0.242 KBtu/SqFt	\$443.47	\$2.477 /CCF	\$0.006 /SqFt
SEWER	195.00 CCF			\$878.08	\$4.503 /CCF	\$0.011 /SqFt
WATER	940.00 CCF			\$4,712.64	\$5.013 /CCF	\$0.062 /SqFt
Totals:		124,923 KBtu	1.638 KBtu/SqFt	\$9,815.99		

Energy

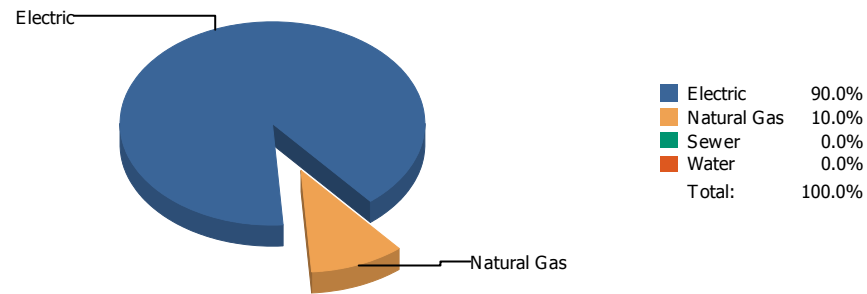


Cost

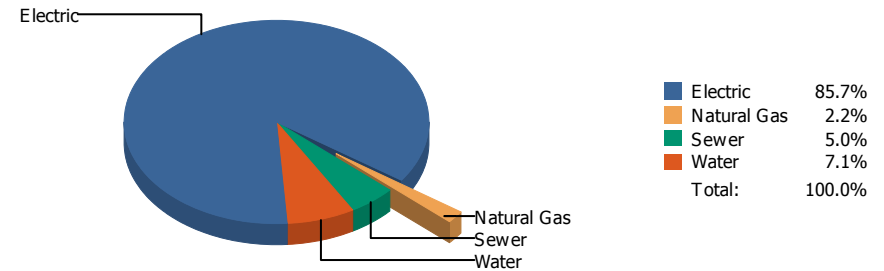


Commodity	Common Use	Energy Use	Energy Use / Area	Total Cost	Cost / Unit	Cost / Area
Place: [LEE] LEE 150 [BUILDING] Area: 78,368 SqFt Billing Period: May 2018						
ELECTRIC	32,520.00 kWh	110,991 KBtu	1.416 KBtu/SqFt	\$4,339.61	\$0.133 /kWh	\$0.055 /SqFt
NATURALGAS	738.00 CCF	76,014 KBtu	0.970 KBtu/SqFt	\$540.03	\$0.732 /CCF	\$0.007 /SqFt
SEWER	101.00 CCF			\$584.60	\$5.788 /CCF	\$0.007 /SqFt
WATER	294.00 CCF			\$1,426.86	\$4.853 /CCF	\$0.018 /SqFt
Totals:		187,005 KBtu	2.386 KBtu/SqFt	\$6,891.10		

Energy

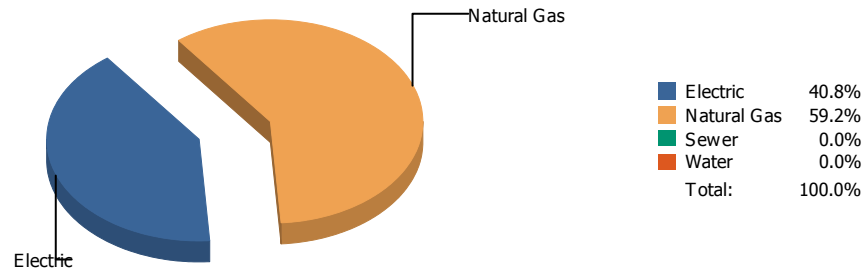


Cost

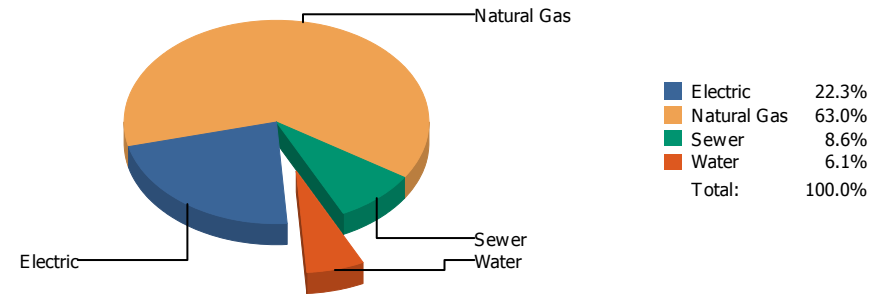


Commodity	Common Use	Energy Use	Energy Use / Area	Total Cost	Cost / Unit	Cost / Area
Place: [LINCOLN] LINCOLN 051 [BUILDING]						
Area: 163,678 SqFt						
Billing Period: May 2018						
ELECTRIC	129,100.00 kWh	440,618 KBtu	2.692 KBtu/SqFt	\$15,433.88	\$0.120 /kWh	\$0.094 /SqFt
NATURALGAS	477.00 CCF	49,131 KBtu	0.300 KBtu/SqFt	\$390.73	\$0.819 /CCF	\$0.002 /SqFt
SEWER	365.00 CCF			\$903.33	\$2.475 /CCF	\$0.006 /SqFt
WATER	493.00 CCF			\$1,275.83	\$2.588 /CCF	\$0.008 /SqFt
Totals:		489,749 KBtu	2.992 KBtu/SqFt	\$18,003.77		

Energy

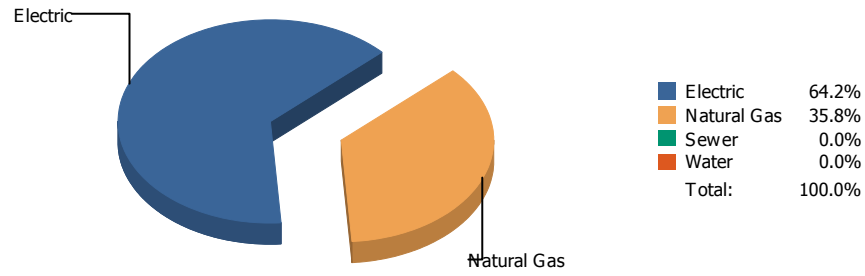


Cost

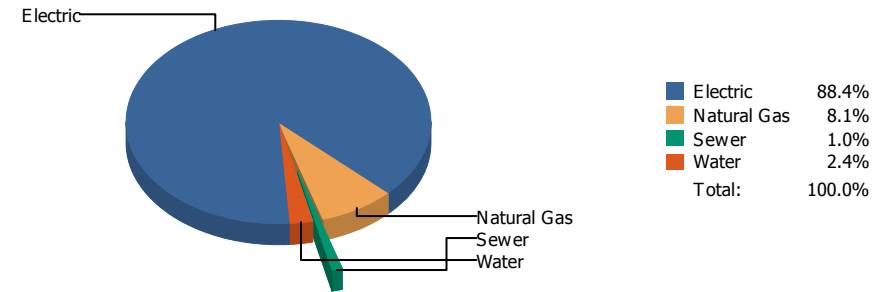


Commodity	Common Use	Energy Use	Energy Use / Area	Total Cost	Cost / Unit	Cost / Area
Place: [LIVE MAT] LIVE MATERIAL CENTER 929 [BUILDING]						
Area: 2,483 SqFt						
Billing Period: May 2018						
ELECTRIC	375.00 kWh	1,280 KBtu	0.515 KBtu/SqFt	\$83.70	\$0.223 /kWh	\$0.034 /SqFt
NATURALGAS	18.00 CCF	1,854 KBtu	0.747 KBtu/SqFt	\$236.22	\$13.123 /CCF	\$0.095 /SqFt
SEWER	1.00 CCF			\$32.19	\$32.190 /CCF	\$0.013 /SqFt
WATER	4.00 CCF			\$22.92	\$5.730 /CCF	\$0.009 /SqFt
Totals:		3,134 KBtu	1.262 KBtu/SqFt	\$375.03		

Energy

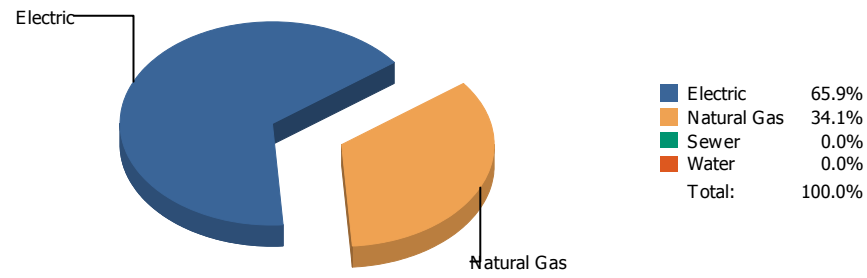


Cost

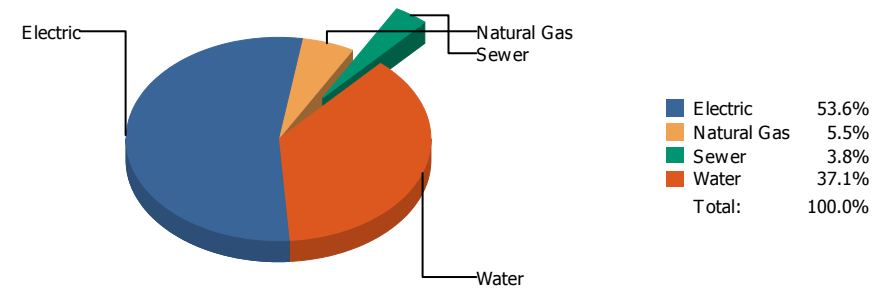


Commodity	Common Use	Energy Use	Energy Use / Area	Total Cost	Cost / Unit	Cost / Area
Place: [LOGAN] LOGAN 128 [BUILDING] Area: 72,248 SqFt Billing Period: May 2018						
ELECTRIC	65,600.00 kWh	223,893 KBtu	3.099 KBtu/SqFt	\$8,809.10	\$0.134 /kWh	\$0.122 /SqFt
NATURALGAS	1,212.00 CCF	124,836 KBtu	1.728 KBtu/SqFt	\$807.46	\$0.666 /CCF	\$0.011 /SqFt
SEWER	5.00 CCF			\$102.82	\$20.564 /CCF	\$0.001 /SqFt
WATER	63.00 CCF			\$243.46	\$3.864 /CCF	\$0.003 /SqFt
Totals:		348,729 KBtu	4.827 KBtu/SqFt	\$9,962.84		

Energy

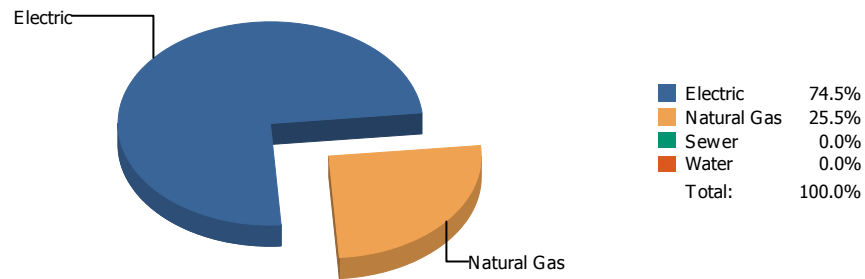


Cost

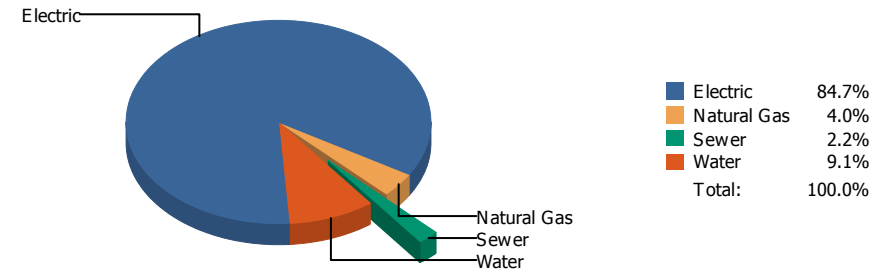


Commodity	Common Use	Energy Use	Energy Use / Area	Total Cost	Cost / Unit	Cost / Area
Place: [LUNDY_2] LUNDY 177 [BUILDING]						
Area: 112,731 SqFt						
Billing Period: May 2018						
ELECTRIC	60,000.00 kWh	204,780 KBtu	1.817 KBtu/SqFt	\$8,044.46	\$0.134 /kWh	\$0.071 /SqFt
NATURALGAS	1,028.00 CCF	105,884 KBtu	0.939 KBtu/SqFt	\$824.88	\$0.802 /CCF	\$0.007 /SqFt
SEWER	134.00 CCF			\$573.50	\$4.280 /CCF	\$0.005 /SqFt
WATER	1,123.00 CCF			\$5,572.10	\$4.962 /CCF	\$0.049 /SqFt
Totals:		310,664 KBtu	2.756 KBtu/SqFt	\$15,014.94		

Energy

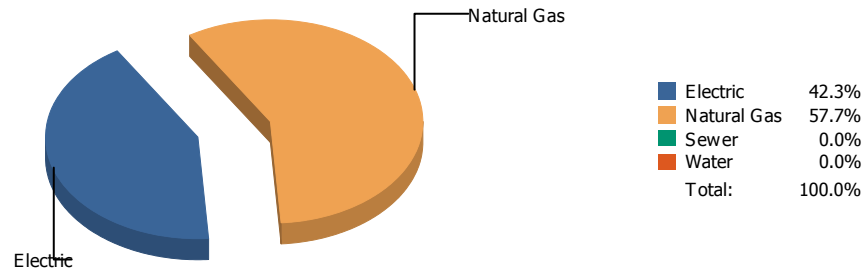


Cost

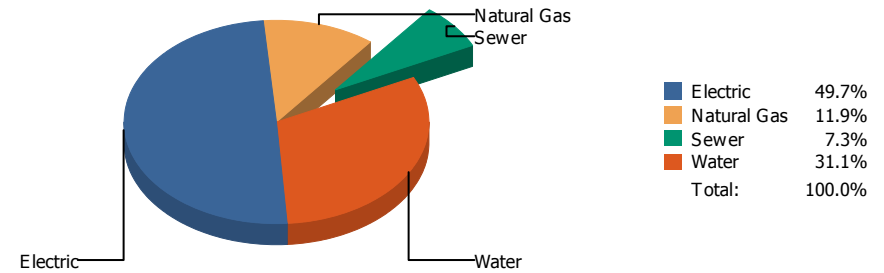


Commodity	Common Use	Energy Use	Energy Use / Area	Total Cost	Cost / Unit	Cost / Area
Place: [MAC] MACARTHUR 129 [BUILDING]						
Area: 143,341 SqFt						
Billing Period: May 2018						
ELECTRIC	104,280.00 kWh	355,908 KBtu	2.483 KBtu/SqFt	\$16,827.34	\$0.161 /kWh	\$0.117 /SqFt
NATURALGAS	1,185.00 CCF	122,055 KBtu	0.852 KBtu/SqFt	\$788.40	\$0.665 /CCF	\$0.006 /SqFt
SEWER	119.00 CCF			\$433.47	\$3.643 /CCF	\$0.003 /SqFt
WATER	394.00 CCF			\$1,816.27	\$4.610 /CCF	\$0.013 /SqFt
Totals:		477,963 KBtu	3.334 KBtu/SqFt	\$19,865.48		

Energy

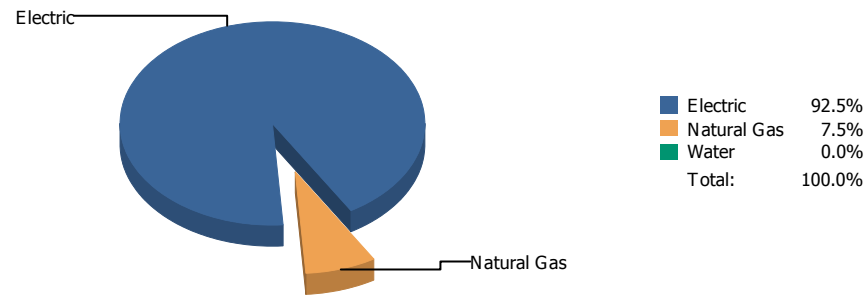


Cost

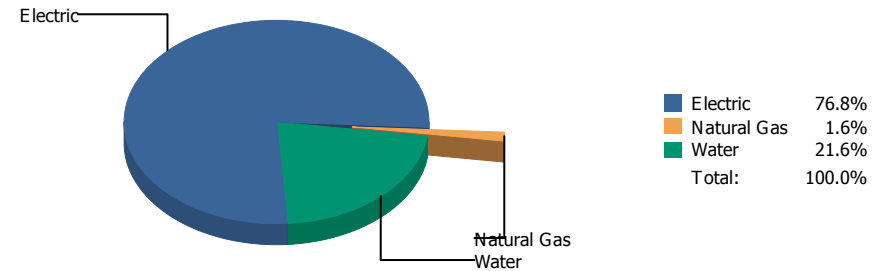


Commodity	Common Use	Energy Use	Energy Use / Area	Total Cost	Cost / Unit	Cost / Area
Place: [MAGOFFIN] MAGOFFIN 047 [BUILDING]						
Area: 76,378 SqFt						
Billing Period: May 2018						
ELECTRIC	20,205.00 kWh	68,960 KBtu	0.903 KBtu/SqFt	\$2,661.89	\$0.132 /kWh	\$0.035 /SqFt
NATURALGAS	914.00 CCF	94,142 KBtu	1.233 KBtu/SqFt	\$639.25	\$0.699 /CCF	\$0.008 /SqFt
SEWER	38.00 CCF			\$390.14	\$10.267 /CCF	\$0.005 /SqFt
WATER	277.00 CCF			\$1,670.00	\$6.029 /CCF	\$0.022 /SqFt
Totals:		163,102 KBtu	2.135 KBtu/SqFt	\$5,361.28		

Energy

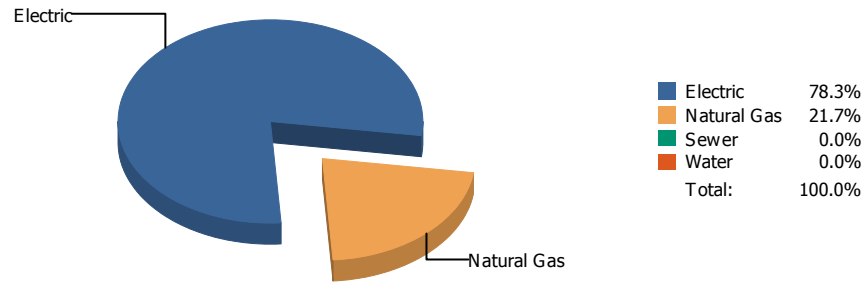


Cost

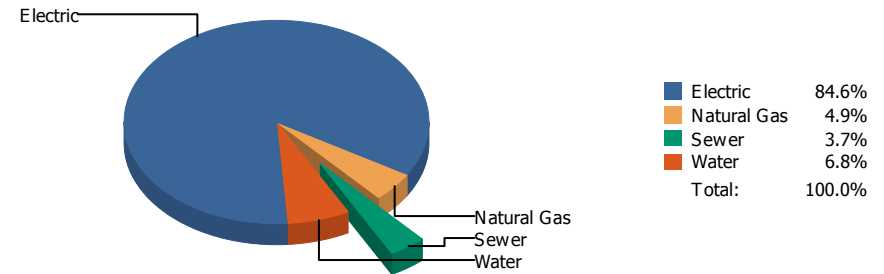


Commodity	Common Use	Energy Use	Energy Use / Area	Total Cost	Cost / Unit	Cost / Area
Place: [MAGOFFINNEWMIDDLESCHOOL] MAGOFFIN NEW MIDDLE SCHOOL [BUILDING]						
Area: 116,136 SqFt						
Billing Period: May 2018						
ELECTRIC	115,000.00 kWh	392,495 KBtu	3.380 KBtu/SqFt	\$14,369.13	\$0.125 /kWh	\$0.124 /SqFt
NATURALGAS	308.00 CCF	31,724 KBtu	0.273 KBtu/SqFt	\$293.28	\$0.952 /CCF	\$0.003 /SqFt
WATER	718.00 CCF			\$4,035.79	\$5.621 /CCF	\$0.035 /SqFt
Totals:		424,219 KBtu	3.653 KBtu/SqFt	\$18,698.20		

Energy

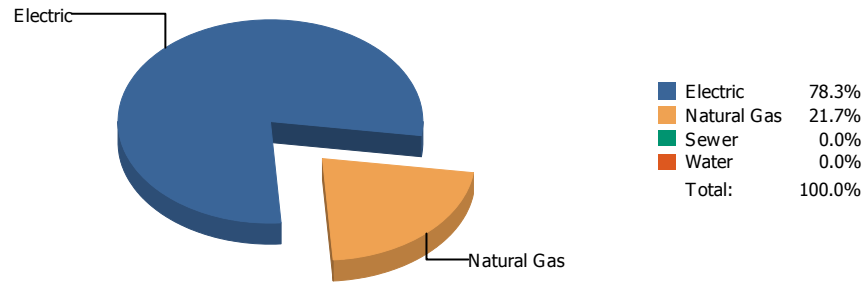


Cost

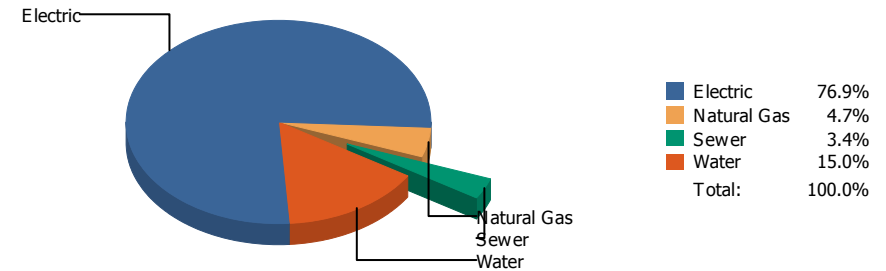


Commodity	Common Use	Energy Use	Energy Use / Area	Total Cost	Cost / Unit	Cost / Area
Place: [MAXINE] MAXINE SILVA HEALTH MAGNET 011 [BUILDING]						
Area: 80,909 SqFt						
Billing Period: May 2018						
ELECTRIC	80,400.00 kWh	274,405 KBtu	3.392 KBtu/SqFt	\$9,268.17	\$0.115 /kWh	\$0.115 /SqFt
NATURALGAS	739.00 CCF	76,117 KBtu	0.941 KBtu/SqFt	\$538.19	\$0.728 /CCF	\$0.007 /SqFt
SEWER	105.00 CCF			\$406.73	\$3.874 /CCF	\$0.005 /SqFt
WATER	206.00 CCF			\$741.79	\$3.601 /CCF	\$0.009 /SqFt
Totals:		350,522 KBtu	4.332 KBtu/SqFt	\$10,954.88		

Energy



Cost



Commodity	Common Use	Energy Use	Energy Use / Area	Total Cost	Cost / Unit	Cost / Area
Place: [MESITA] MESITA 130 [BUILDING]						
Area: 100,583 SqFt						
Billing Period: May 2018						
ELECTRIC	90,600.00 kWh	309,218 KBtu	3.074 KBtu/SqFt	\$11,585.21	\$0.128 /kWh	\$0.115 /SqFt
NATURALGAS	833.00 CCF	85,799 KBtu	0.853 KBtu/SqFt	\$706.65	\$0.848 /CCF	\$0.007 /SqFt
SEWER	104.00 CCF			\$516.20	\$4.963 /CCF	\$0.005 /SqFt
WATER	426.00 CCF			\$2,266.30	\$5.320 /CCF	\$0.022 /SqFt
Totals:		395,017 KBtu	3.927 KBtu/SqFt	\$15,074.36		

Energy

Electric

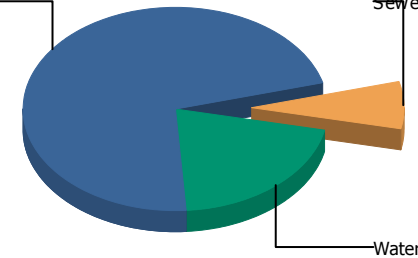


■ Electric 100.0%
 ■ Sewer 0.0%
 ■ Water 0.0%
 Total: 100.0%

Cost

Electric

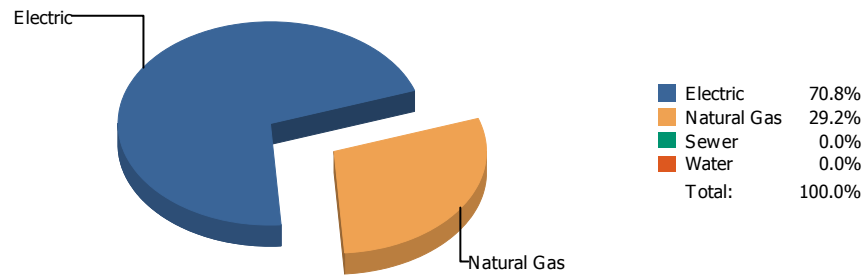
Sewer



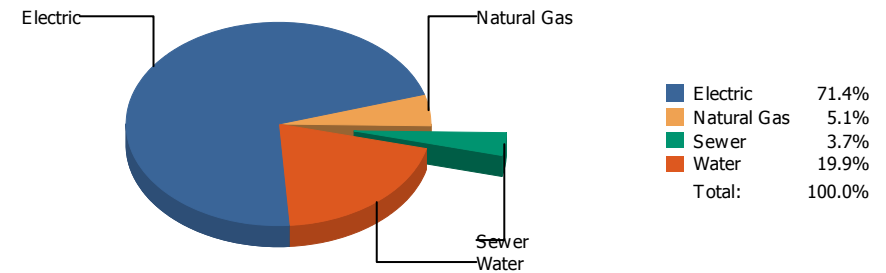
■ Electric 72.0%
 ■ Sewer 7.4%
 ■ Water 20.6%
 Total: 100.0%

Commodity	Common Use	Energy Use	Energy Use / Area	Total Cost	Cost / Unit	Cost / Area
Place: [MILAM] MILAM 131 [BUILDING] Area: 63,641 SqFt Billing Period: May 2018						
ELECTRIC	20,880.00 kWh	71,263 KBtu	1.120 KBtu/SqFt	\$3,245.15	\$0.155 /kWh	\$0.051 /SqFt
SEWER	66.00 CCF			\$332.24	\$5.034 /CCF	\$0.005 /SqFt
WATER	249.00 CCF			\$928.83	\$3.730 /CCF	\$0.015 /SqFt
Totals:		71,263 KBtu	1.120 KBtu/SqFt	\$4,506.22		

Energy

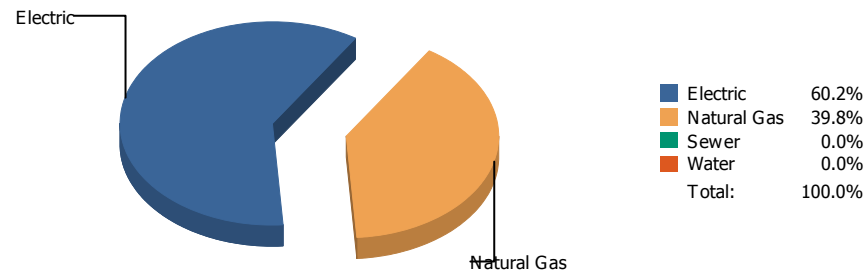


Cost

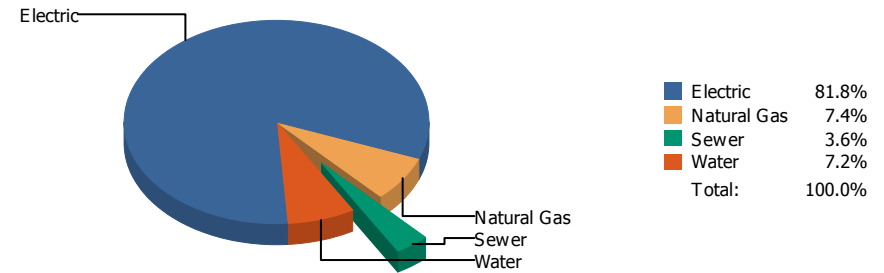


Commodity	Common Use	Energy Use	Energy Use / Area	Total Cost	Cost / Unit	Cost / Area
Place: [MOREHEAD] MOREHEAD 046 [BUILDING]						
Area: 119,353 SqFt						
Billing Period: May 2018						
ELECTRIC	87,733.00 kWh	299,433 KBtu	2.509 KBtu/SqFt	\$11,255.82	\$0.128 /kWh	\$0.094 /SqFt
NATURALGAS	1,197.00 CCF	123,291 KBtu	1.033 KBtu/SqFt	\$798.98	\$0.667 /CCF	\$0.007 /SqFt
SEWER	140.00 CCF			\$584.96	\$4.178 /CCF	\$0.005 /SqFt
WATER	1,358.00 CCF			\$3,135.35	\$2.309 /CCF	\$0.026 /SqFt
Totals:		422,724 KBtu	3.542 KBtu/SqFt	\$15,775.11		

Energy

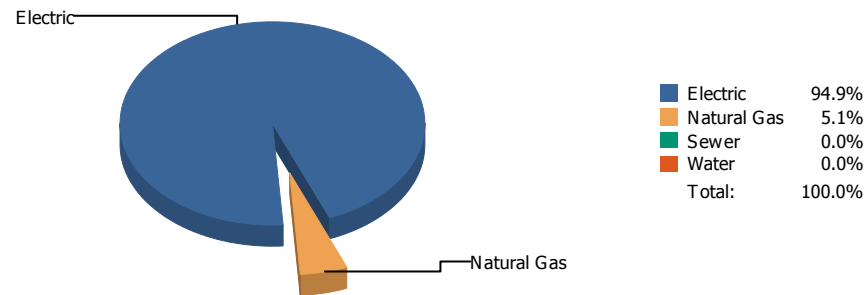


Cost

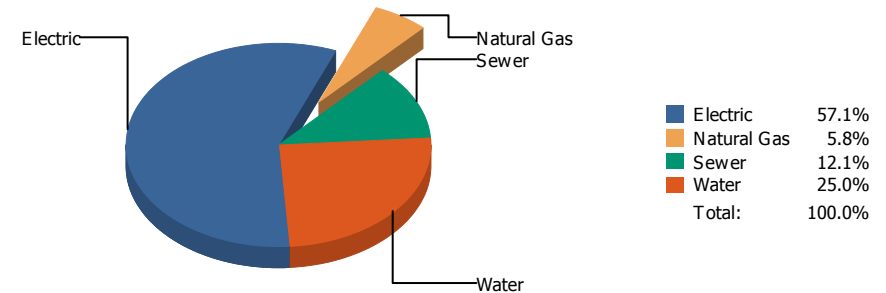


Commodity	Common Use	Energy Use	Energy Use / Area	Total Cost	Cost / Unit	Cost / Area
Place: [MOYE_2] HR MOYE [BUILDING]						
Area: 93,197 SqFt						
Billing Period: May 2018						
ELECTRIC	66,480.00 kWh	226,896 KBtu	2.435 KBtu/SqFt	\$10,418.95	\$0.157 /kWh	\$0.112 /SqFt
NATURALGAS	1,456.00 CCF	149,968 KBtu	1.609 KBtu/SqFt	\$945.14	\$0.649 /CCF	\$0.010 /SqFt
SEWER	71.00 CCF			\$453.17	\$6.383 /CCF	\$0.005 /SqFt
WATER	172.00 CCF			\$916.54	\$5.329 /CCF	\$0.010 /SqFt
Totals:		376,864 KBtu	4.044 KBtu/SqFt	\$12,733.80		

Energy



Cost



Commodity	Common Use	Energy Use	Energy Use / Area	Total Cost	Cost / Unit	Cost / Area
Place: [MULTI-MEDIA CENTER] MULTI-MEDIA CENTER [BUILDING]						
Area: 27,633 SqFt						
Billing Period: May 2018						
ELECTRIC	9,637.00 kWh	32,891 KBtu	1.190 KBtu/SqFt	\$1,202.23	\$0.125 /kWh	\$0.043 /SqFt
NATURALGAS	17.00 CCF	1,751 KBtu	0.063 KBtu/SqFt	\$122.75	\$7.221 /CCF	\$0.004 /SqFt
SEWER	84.00 CCF			\$253.71	\$3.020 /CCF	\$0.009 /SqFt
WATER	163.00 CCF			\$526.54	\$3.230 /CCF	\$0.019 /SqFt
Totals:		34,642 KBtu	1.254 KBtu/SqFt	\$2,105.23		

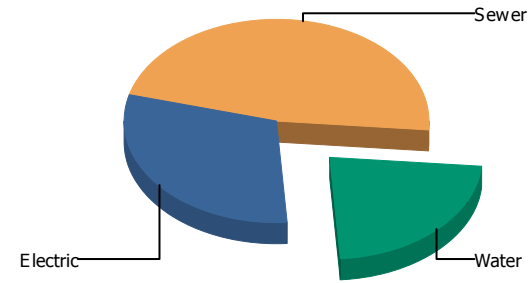
Energy

Electric



Electric 100.0%
 Sewer 0.0%
 Water 0.0%
 Total: 100.0%

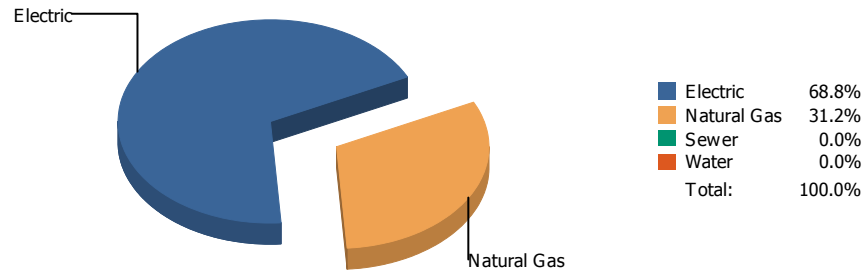
Cost



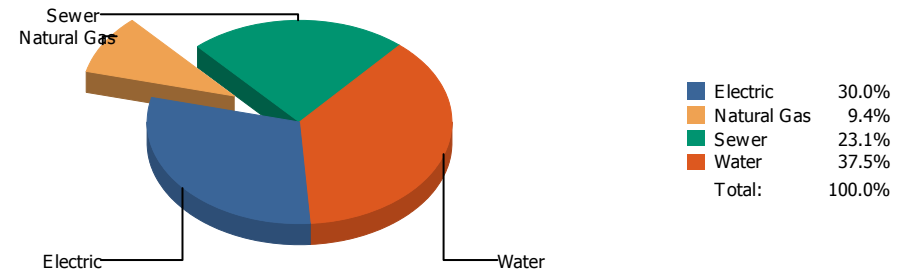
Electric 30.3%
 Sewer 47.3%
 Water 22.4%
 Total: 100.0%

Commodity	Common Use	Energy Use	Energy Use / Area	Total Cost	Cost / Unit	Cost / Area
Place: [NE AREA OFFICES] N.E. AREA OFFICES 882 [BUILDING]						
Area: 7,328 SqFt						
Billing Period: May 2018						
ELECTRIC	160.00 kWh	546 KBtu	0.075 KBtu/SqFt	\$38.74	\$0.242 /kWh	\$0.005 /SqFt
SEWER	0.00 CCF			\$60.56	\$0.000 /CCF	\$0.008 /SqFt
WATER	0.00 CCF			\$28.64	\$0.000 /CCF	\$0.004 /SqFt
Totals:		546 KBtu	0.075 KBtu/SqFt	\$127.94		

Energy

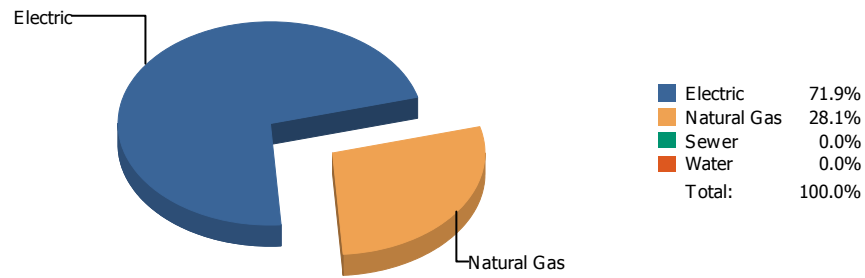


Cost

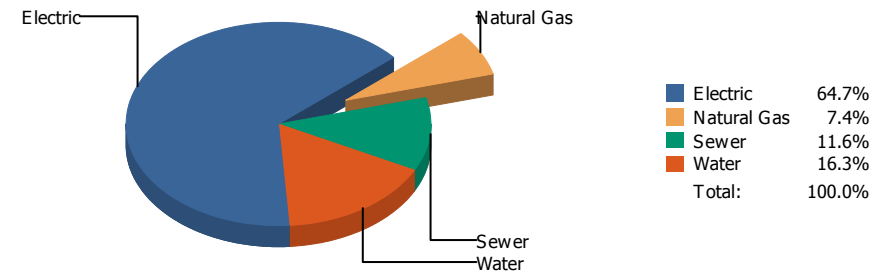


Commodity	Common Use	Energy Use	Energy Use / Area	Total Cost	Cost / Unit	Cost / Area
Place: [NE TRANSPORTATION] N.E. TRANSPORTATION 826 [BUILDING]						
Area: 5,995 SqFt						
Billing Period: May 2018						
ELECTRIC	5,192.00 kWh	17,720 KBtu	2.956 KBtu/SqFt	\$507.60	\$0.098 /kWh	\$0.085 /SqFt
NATURALGAS	78.00 CCF	8,034 KBtu	1.340 KBtu/SqFt	\$158.57	\$2.033 /CCF	\$0.026 /SqFt
SEWER	38.00 CCF			\$390.14	\$10.267 /CCF	\$0.065 /SqFt
WATER	140.00 CCF			\$635.12	\$4.537 /CCF	\$0.106 /SqFt
Totals:		25,754 KBtu	4.296 KBtu/SqFt	\$1,691.43		

Energy

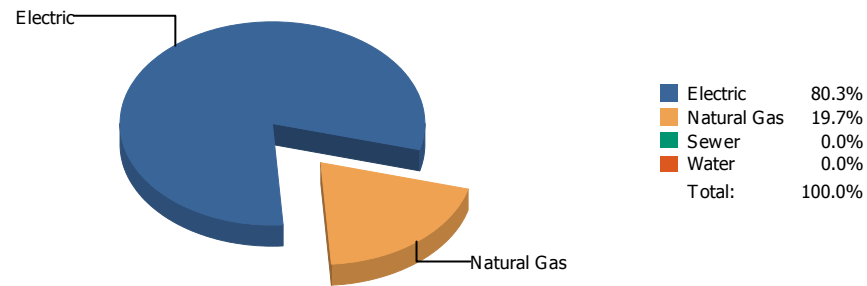


Cost

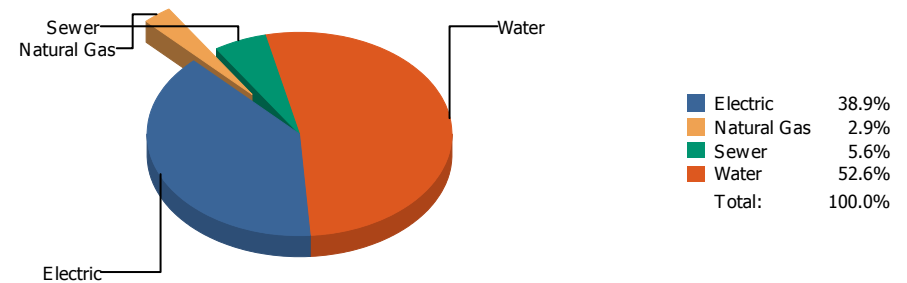


Commodity	Common Use	Energy Use	Energy Use / Area	Total Cost	Cost / Unit	Cost / Area
Place: [NEWMAN] NEWMAN ELEMENTARY 133 [BUILDING]						
Area: 73,291 SqFt						
Billing Period: May 2018						
ELECTRIC	30,976.00 kWh	105,721 KBtu	1.442 KBtu/SqFt	\$5,026.55	\$0.162 /kWh	\$0.068 /SqFt
NATURALGAS	401.00 CCF	41,303 KBtu	0.564 KBtu/SqFt	\$573.49	\$1.430 /CCF	\$0.008 /SqFt
SEWER	386.00 CCF			\$904.66	\$2.344 /CCF	\$0.012 /SqFt
WATER	476.00 CCF			\$1,269.05	\$2.666 /CCF	\$0.017 /SqFt
Totals:		147,024 KBtu	2.006 KBtu/SqFt	\$7,773.75		

Energy

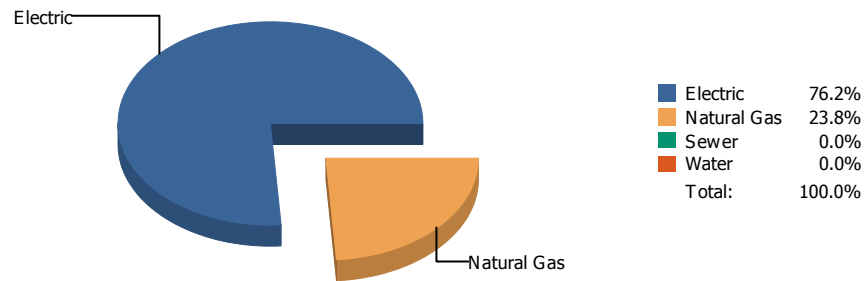


Cost

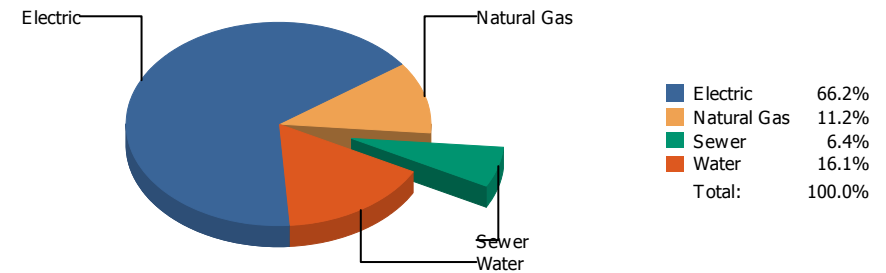


Commodity	Common Use	Energy Use	Energy Use / Area	Total Cost	Cost / Unit	Cost / Area
Place: [NIXON] L.A. NIXON 161 [BUILDING] Area: 76,873 SqFt Billing Period: May 2018						
ELECTRIC	42,040.00 kWh	143,483 KBtu	1.866 KBtu/SqFt	\$5,753.20	\$0.137 /kWh	\$0.075 /SqFt
NATURALGAS	341.00 CCF	35,123 KBtu	0.457 KBtu/SqFt	\$425.48	\$1.248 /CCF	\$0.005 /SqFt
SEWER	237.00 CCF			\$826.25	\$3.486 /CCF	\$0.011 /SqFt
WATER	1,339.00 CCF			\$7,771.30	\$5.804 /CCF	\$0.101 /SqFt
Totals:		178,606 KBtu	2.323 KBtu/SqFt	\$14,776.23		

Energy

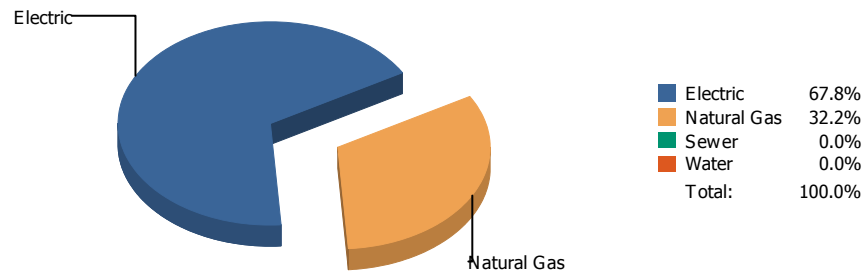


Cost

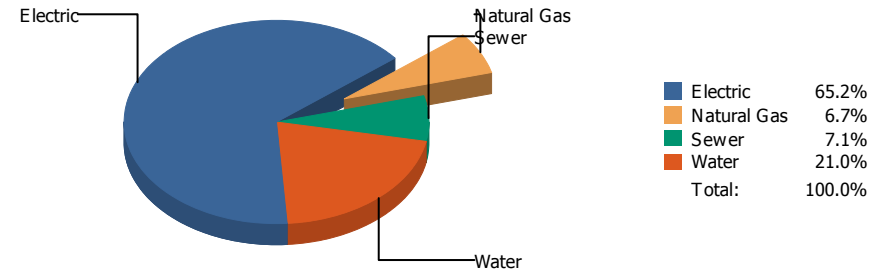


Commodity	Common Use	Energy Use	Energy Use / Area	Total Cost	Cost / Unit	Cost / Area
Place: [OCC. CTR] OCCUPATIONAL CTR. [BUILDING]						
Area: 11,845 SqFt						
Billing Period: May 2018						
ELECTRIC	6,100.00 kWh	20,819 KBtu	1.758 KBtu/SqFt	\$881.67	\$0.145 /kWh	\$0.074 /SqFt
NATURALGAS	63.00 CCF	6,489 KBtu	0.548 KBtu/SqFt	\$149.58	\$2.374 /CCF	\$0.013 /SqFt
SEWER	6.00 CCF			\$85.59	\$14.265 /CCF	\$0.007 /SqFt
WATER	27.00 CCF			\$214.39	\$7.940 /CCF	\$0.018 /SqFt
Totals:		27,308 KBtu	2.305 KBtu/SqFt	\$1,331.23		

Energy

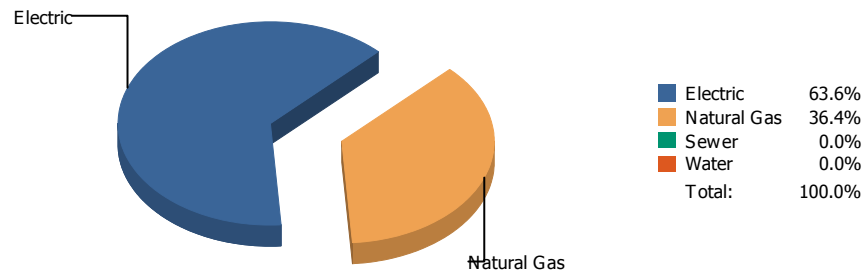


Cost

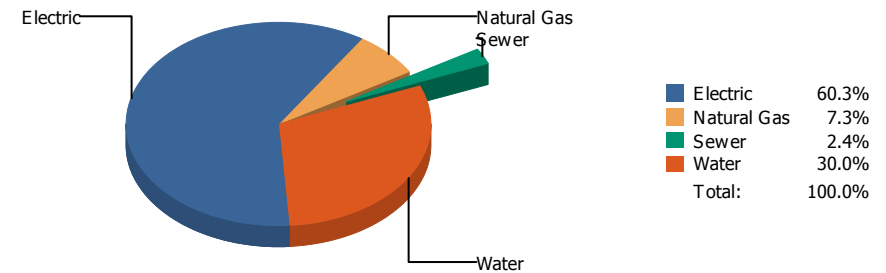


Commodity	Common Use	Energy Use	Energy Use / Area	Total Cost	Cost / Unit	Cost / Area
Place: [PARK] PARK 134 [BUILDING] Area: 63,609 SqFt Billing Period: May 2018						
ELECTRIC	34,491.00 kWh	117,718 KBtu	1.851 KBtu/SqFt	\$5,295.85	\$0.154 /kWh	\$0.083 /SqFt
NATURALGAS	544.00 CCF	56,032 KBtu	0.881 KBtu/SqFt	\$544.14	\$1.000 /CCF	\$0.009 /SqFt
SEWER	167.00 CCF			\$577.73	\$3.459 /CCF	\$0.009 /SqFt
WATER	450.00 CCF			\$1,702.74	\$3.784 /CCF	\$0.027 /SqFt
Totals:		173,750 KBtu	2.732 KBtu/SqFt	\$8,120.46		

Energy

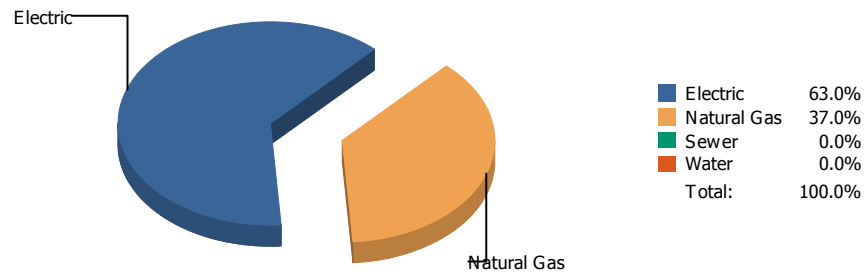


Cost

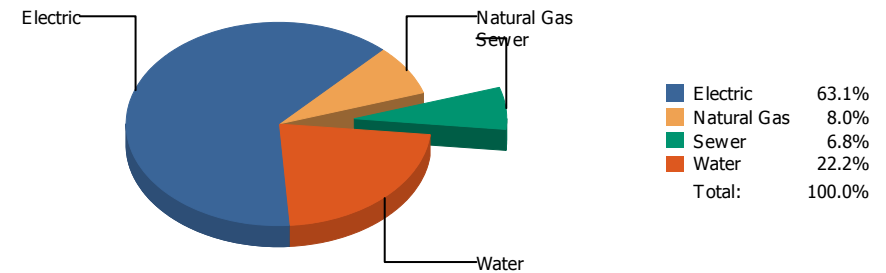


Commodity	Common Use	Energy Use	Energy Use / Area	Total Cost	Cost / Unit	Cost / Area
Place: [PAUL MORENO_1] PAUL MORENO 167 [BUILDING]						
Area: 87,824 SqFt						
Billing Period: May 2018						
ELECTRIC	58,500.00 kWh	199,661 KBtu	2.273 KBtu/SqFt	\$7,137.13	\$0.122 /kWh	\$0.081 /SqFt
NATURALGAS	1,109.00 CCF	114,227 KBtu	1.301 KBtu/SqFt	\$862.23	\$0.777 /CCF	\$0.010 /SqFt
SEWER	5.00 CCF			\$289.86	\$57.972 /CCF	\$0.003 /SqFt
WATER	576.00 CCF			\$3,550.85	\$6.165 /CCF	\$0.040 /SqFt
Totals:		313,888 KBtu	3.574 KBtu/SqFt	\$11,840.07		

Energy

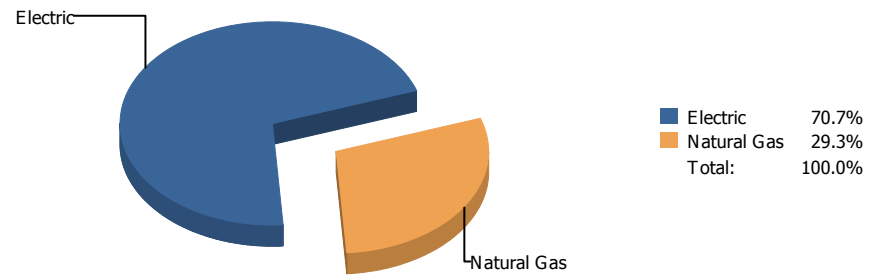


Cost

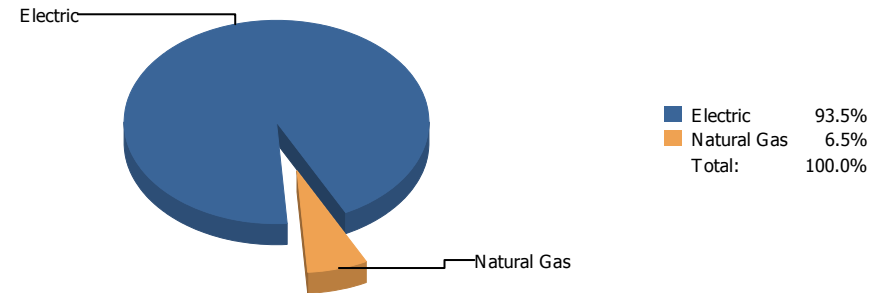


Commodity	Common Use	Energy Use	Energy Use / Area	Total Cost	Cost / Unit	Cost / Area
Place: [POLK] POLK 159 [BUILDING] Area: 67,321 SqFt Billing Period: May 2018						
ELECTRIC	36,960.00 kWh	126,144 KBtu	1.874 KBtu/SqFt	\$5,095.95	\$0.138 /kWh	\$0.076 /SqFt
NATURALGAS	719.00 CCF	74,057 KBtu	1.100 KBtu/SqFt	\$642.19	\$0.893 /CCF	\$0.009 /SqFt
SEWER	178.00 CCF			\$546.16	\$3.068 /CCF	\$0.008 /SqFt
WATER	480.00 CCF			\$1,789.56	\$3.728 /CCF	\$0.027 /SqFt
Totals:		200,201 KBtu	2.974 KBtu/SqFt	\$8,073.86		

Energy

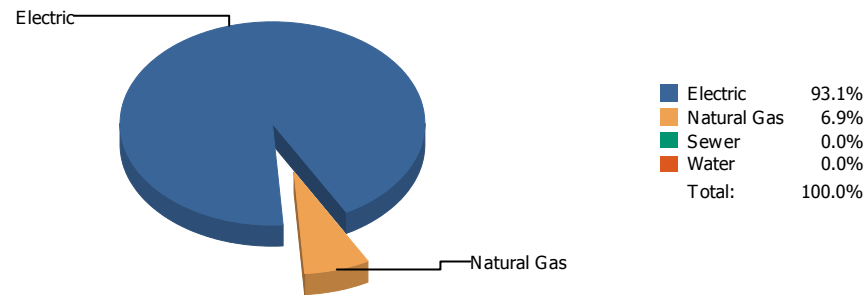


Cost

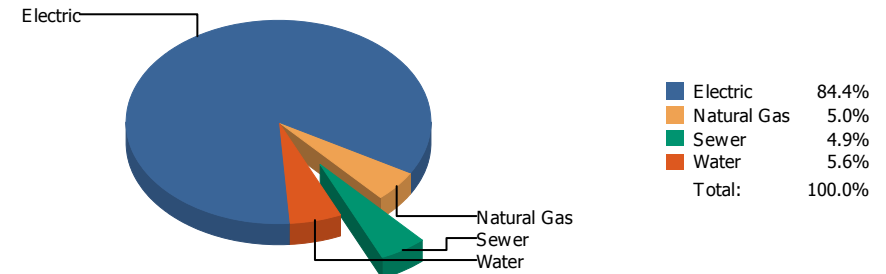


Commodity	Common Use	Energy Use	Energy Use / Area	Total Cost	Cost / Unit	Cost / Area
Place: [POWELL_2] POWELL 175 [BUILDING]						
Area: 79,770 SqFt						
Billing Period: May 2018						
ELECTRIC	62,040.00 kWh	211,743 KBtu	2.654 KBtu/SqFt	\$8,744.81	\$0.141 /kWh	\$0.110 /SqFt
NATURALGAS	852.00 CCF	87,756 KBtu	1.100 KBtu/SqFt	\$604.35	\$0.709 /CCF	\$0.008 /SqFt
Totals:		299,499 KBtu	3.755 KBtu/SqFt	\$9,349.16		

Energy

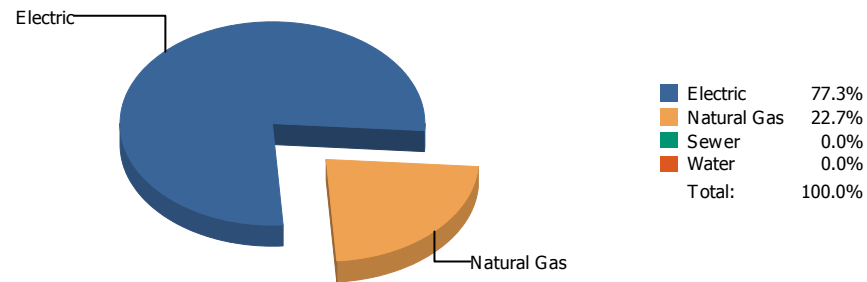


Cost

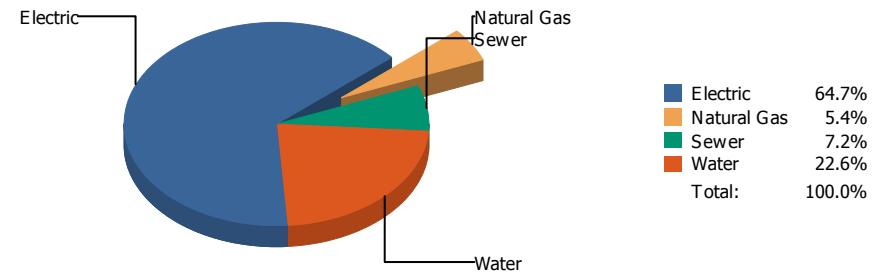


Commodity	Common Use	Energy Use	Energy Use / Area	Total Cost	Cost / Unit	Cost / Area
Place: [PROFESSIONAL DEV] EPISD PROF DEVELOPMENT CENTER931 [BUILDING]						
Area: 18,400 SqFt						
Billing Period: May 2018						
ELECTRIC	15,360.00 kWh	52,424 KBtu	2.849 KBtu/SqFt	\$2,278.75	\$0.148 /kWh	\$0.124 /SqFt
NATURALGAS	38.00 CCF	3,914 KBtu	0.213 KBtu/SqFt	\$135.00	\$3.553 /CCF	\$0.007 /SqFt
SEWER	31.00 CCF			\$133.34	\$4.301 /CCF	\$0.007 /SqFt
WATER	22.00 CCF			\$152.25	\$6.920 /CCF	\$0.008 /SqFt
Totals:		56,338 KBtu	3.062 KBtu/SqFt	\$2,699.34		

Energy

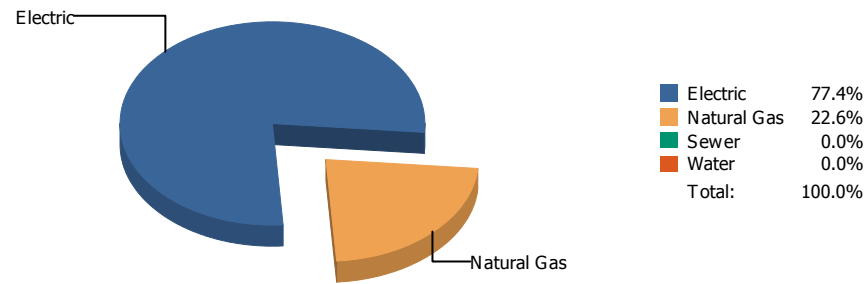


Cost

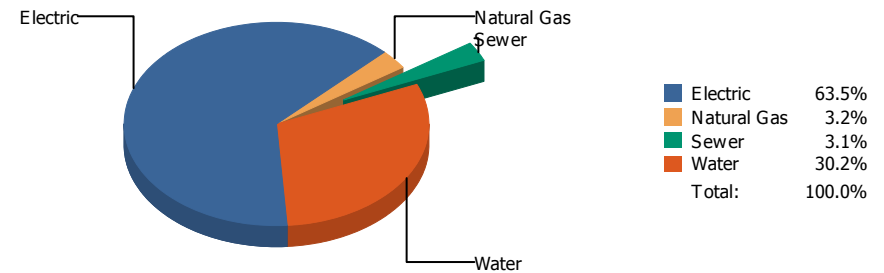


Commodity	Common Use	Energy Use	Energy Use / Area	Total Cost	Cost / Unit	Cost / Area
Place: [PUTNAM] PUTNAM 135 [BUILDING] Area: 61,978 SqFt Billing Period: May 2018						
ELECTRIC	34,955.00 kWh	119,301 KBtu	1.925 KBtu/SqFt	\$5,067.36	\$0.145 /kWh	\$0.082 /SqFt
NATURALGAS	340.00 CCF	35,020 KBtu	0.565 KBtu/SqFt	\$424.90	\$1.250 /CCF	\$0.007 /SqFt
SEWER	239.00 CCF			\$565.45	\$2.366 /CCF	\$0.009 /SqFt
WATER	538.00 CCF			\$1,773.07	\$3.296 /CCF	\$0.029 /SqFt
Totals:		154,321 KBtu	2.490 KBtu/SqFt	\$7,830.78		

Energy

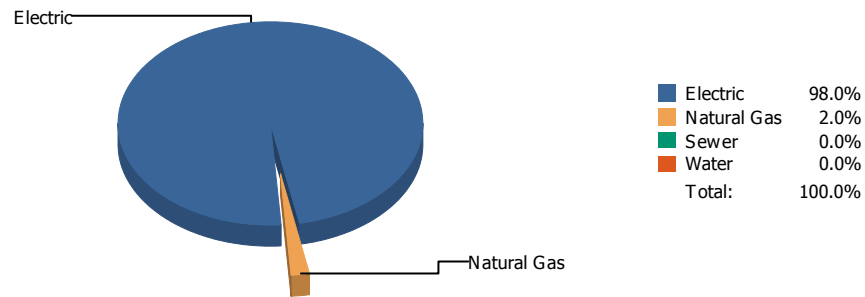


Cost

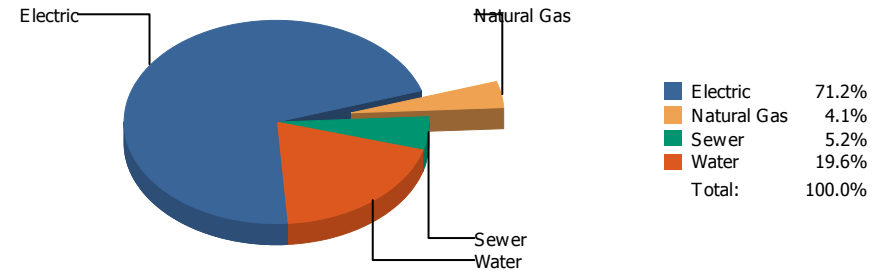


Commodity	Common Use	Energy Use	Energy Use / Area	Total Cost	Cost / Unit	Cost / Area
Place: [RICHARDS] RICHARDSON [BUILDING]						
Area: 115,872 SqFt						
Billing Period: May 2018						
ELECTRIC	98,100.00 kWh	334,815 KBtu	2.890 KBtu/SqFt	\$12,975.45	\$0.132 /kWh	\$0.112 /SqFt
NATURALGAS	948.00 CCF	97,644 KBtu	0.843 KBtu/SqFt	\$658.50	\$0.695 /CCF	\$0.006 /SqFt
SEWER	222.00 CCF			\$630.20	\$2.839 /CCF	\$0.005 /SqFt
WATER	1,049.00 CCF			\$6,169.73	\$5.882 /CCF	\$0.053 /SqFt
Totals:		432,459 KBtu	3.732 KBtu/SqFt	\$20,433.88		

Energy

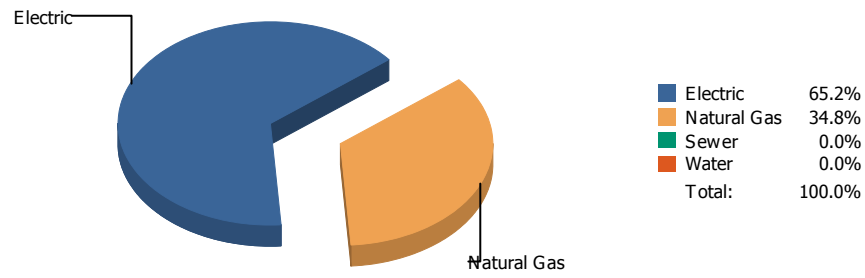


Cost

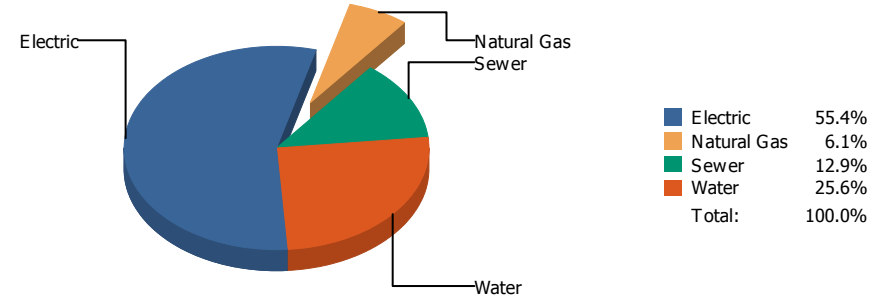


Commodity	Common Use	Energy Use	Energy Use / Area	Total Cost	Cost / Unit	Cost / Area
Place: [RIVERA] RIVERA 156 [BUILDING] Area: 77,562 SqFt Billing Period: May 2018						
ELECTRIC	52,788.00 kWh	180,165 KBtu	2.323 KBtu/SqFt	\$7,692.06	\$0.146 /kWh	\$0.099 /SqFt
NATURALGAS	35.00 CCF	3,605 KBtu	0.046 KBtu/SqFt	\$439.55	\$12.559 /CCF	\$0.006 /SqFt
SEWER	136.00 CCF			\$559.21	\$4.112 /CCF	\$0.007 /SqFt
WATER	227.00 CCF			\$2,112.61	\$9.307 /CCF	\$0.027 /SqFt
Totals:		183,770 KBtu	2.369 KBtu/SqFt	\$10,803.43		

Energy

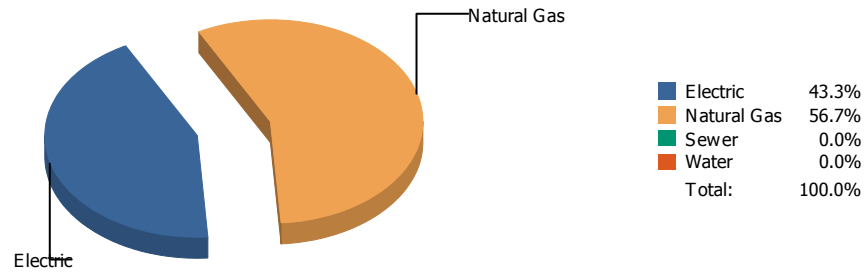


Cost

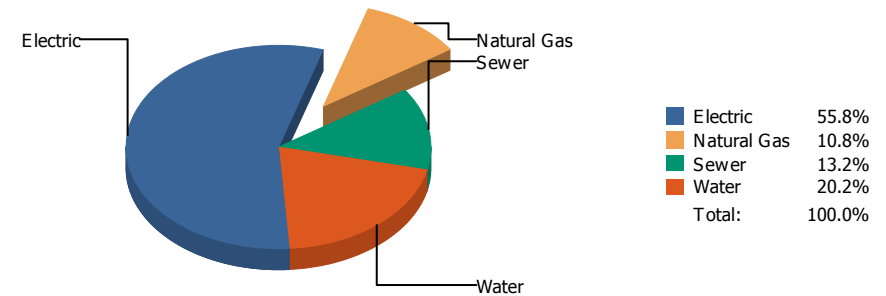


Commodity	Common Use	Energy Use	Energy Use / Area	Total Cost	Cost / Unit	Cost / Area
Place: [ROBERTS] ROBERTS 136 [BUILDING] Area: 81,457 SqFt Billing Period: May 2018						
ELECTRIC	42,300.00 kWh	144,370 KBtu	1.772 KBtu/SqFt	\$4,898.26	\$0.116 /kWh	\$0.060 /SqFt
NATURALGAS	748.00 CCF	77,044 KBtu	0.946 KBtu/SqFt	\$543.22	\$0.726 /CCF	\$0.007 /SqFt
SEWER	488.00 CCF			\$1,138.26	\$2.333 /CCF	\$0.014 /SqFt
WATER	868.00 CCF			\$2,262.66	\$2.607 /CCF	\$0.028 /SqFt
Totals:		221,414 KBtu	2.718 KBtu/SqFt	\$8,842.40		

Energy

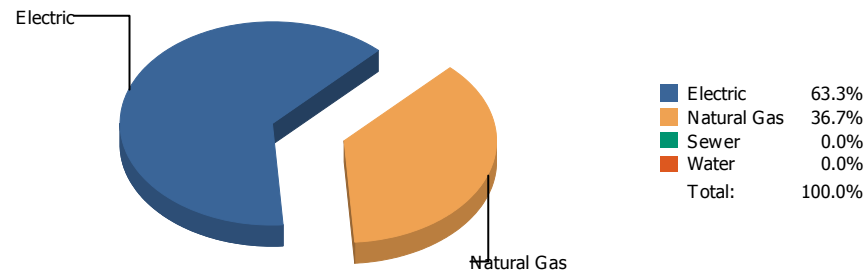


Cost

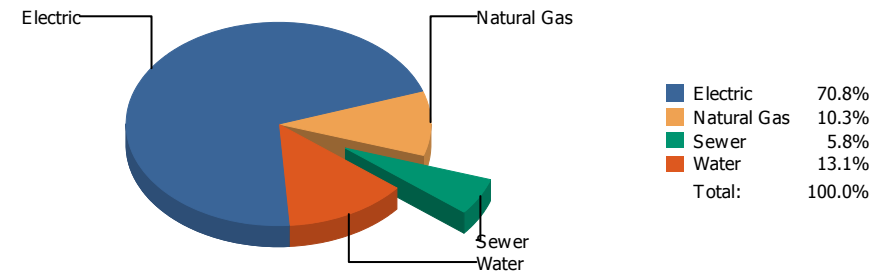


Commodity	Common Use	Energy Use	Energy Use / Area	Total Cost	Cost / Unit	Cost / Area
Place: [ROSS] ROSS 042 [BUILDING] Area: 131,497 SqFt Billing Period: May 2018						
ELECTRIC	64,279.00 kWh	219,384 KBtu	1.668 KBtu/SqFt	\$8,754.76	\$0.136 /kWh	\$0.066 /SqFt
NATURALGAS	2,790.00 CCF	287,370 KBtu	2.185 KBtu/SqFt	\$1,688.72	\$0.605 /CCF	\$0.013 /SqFt
SEWER	979.00 CCF			\$2,076.07	\$2.121 /CCF	\$0.016 /SqFt
WATER	1,373.00 CCF			\$3,167.83	\$2.307 /CCF	\$0.024 /SqFt
Totals:		506,754 KBtu	3.854 KBtu/SqFt	\$15,687.38		

Energy

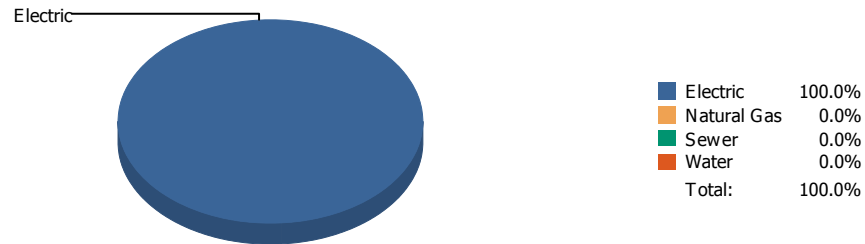


Cost

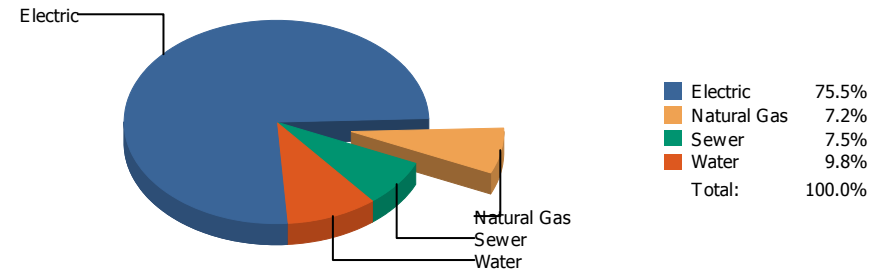


Commodity	Common Use	Energy Use	Energy Use / Area	Total Cost	Cost / Unit	Cost / Area
Place: [RUSK] RUSK 138 [BUILDING] Area: 67,240 SqFt Billing Period: May 2018						
ELECTRIC	29,029.00 kWh	99,076 KBtu	1.473 KBtu/SqFt	\$3,797.64	\$0.131 /kWh	\$0.056 /SqFt
NATURALGAS	558.00 CCF	57,474 KBtu	0.855 KBtu/SqFt	\$551.34	\$0.988 /CCF	\$0.008 /SqFt
SEWER	58.00 CCF			\$312.46	\$5.387 /CCF	\$0.005 /SqFt
WATER	155.00 CCF			\$701.47	\$4.526 /CCF	\$0.010 /SqFt
Totals:		156,550 KBtu	2.328 KBtu/SqFt	\$5,362.91		

Energy

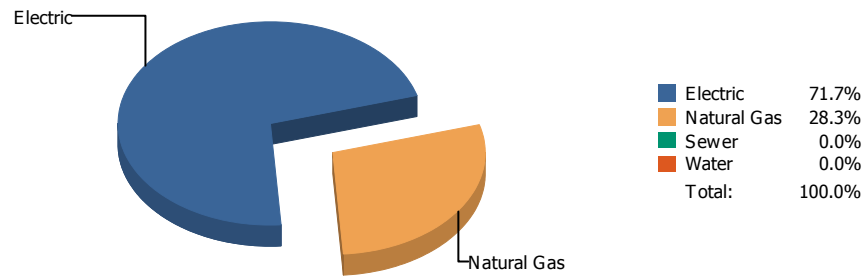


Cost

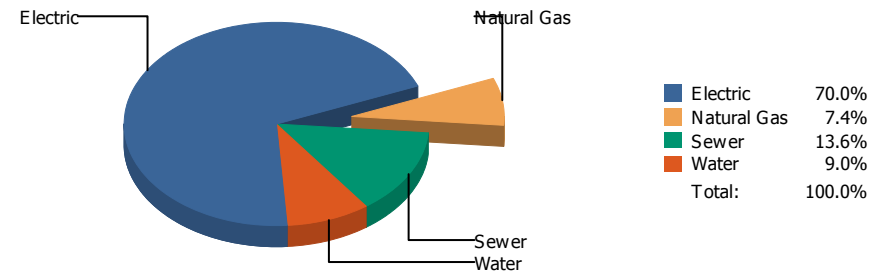


Commodity	Common Use	Energy Use	Energy Use / Area	Total Cost	Cost / Unit	Cost / Area
Place: [SAN JAC] SAN JACINTO 139 [BUILDING]						
Area: 29,589 SqFt						
Billing Period: May 2018						
ELECTRIC	6,100.00 kWh	20,819 KBtu	0.704 KBtu/SqFt	\$1,186.16	\$0.194 /kWh	\$0.040 /SqFt
NATURALGAS	0.00 CCF	0 KBtu	0.000 KBtu/SqFt	\$112.88	\$0.000 /CCF	\$0.004 /SqFt
SEWER	13.00 CCF			\$118.10	\$9.085 /CCF	\$0.004 /SqFt
WATER	21.00 CCF			\$153.16	\$7.293 /CCF	\$0.005 /SqFt
Totals:		20,819 KBtu	0.704 KBtu/SqFt	\$1,570.30		

Energy

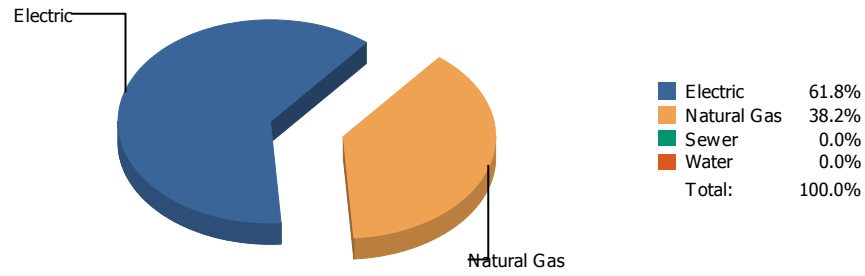


Cost

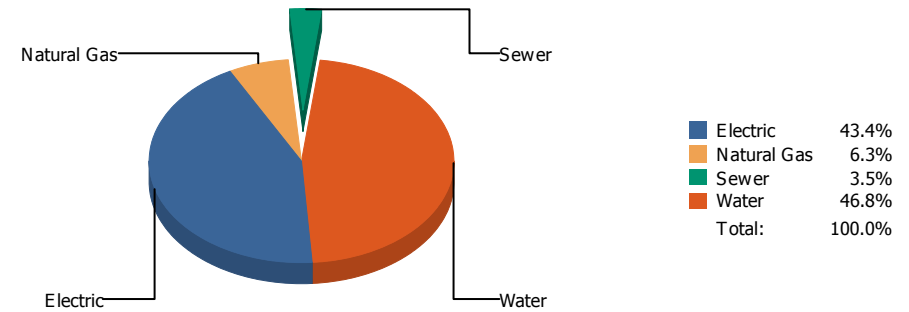


Commodity	Common Use	Energy Use	Energy Use / Area	Total Cost	Cost / Unit	Cost / Area
Place: [SCHUSTER] SCHUSTER 140 [BUILDING] Area: 34,371 SqFt Billing Period: May 2018						
ELECTRIC	19,206.00 kWh	65,550 KBtu	1.907 KBtu/SqFt	\$2,466.59	\$0.128 /kWh	\$0.072 /SqFt
NATURALGAS	251.00 CCF	25,853 KBtu	0.752 KBtu/SqFt	\$259.89	\$1.035 /CCF	\$0.008 /SqFt
SEWER	202.00 CCF			\$479.09	\$2.372 /CCF	\$0.014 /SqFt
WATER	97.00 CCF			\$316.56	\$3.264 /CCF	\$0.009 /SqFt
Totals:		91,403 KBtu	2.659 KBtu/SqFt	\$3,522.13		

Energy

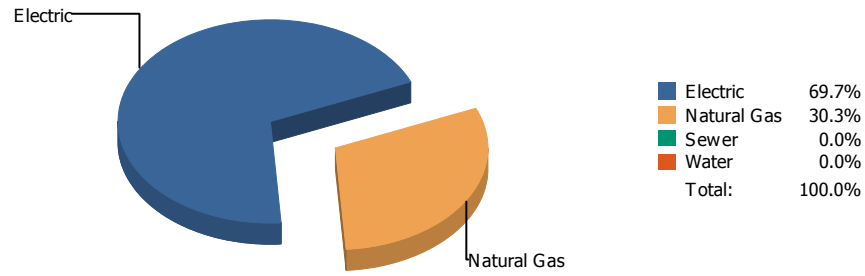


Cost

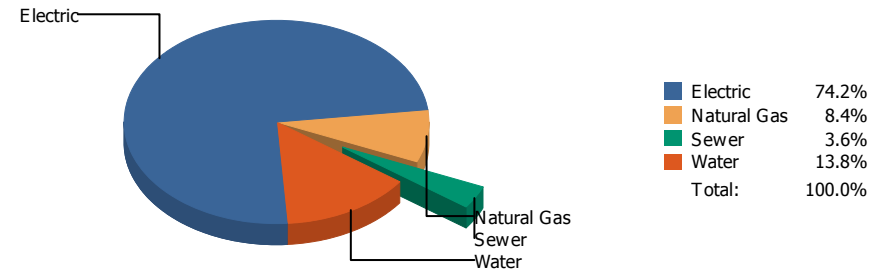


Commodity	Common Use	Energy Use	Energy Use / Area	Total Cost	Cost / Unit	Cost / Area
Place: [STANTON] STANTON 141 [BUILDING] Area: 75,957 SqFt Billing Period: May 2018						
ELECTRIC	25,642.00 kWh	87,516 KBtu	1.152 KBtu/SqFt	\$3,662.19	\$0.143 /kWh	\$0.048 /SqFt
NATURALGAS	525.00 CCF	54,075 KBtu	0.712 KBtu/SqFt	\$532.81	\$1.015 /CCF	\$0.007 /SqFt
SEWER	66.00 CCF			\$293.46	\$4.446 /CCF	\$0.004 /SqFt
WATER	622.00 CCF			\$3,953.95	\$6.357 /CCF	\$0.052 /SqFt
Totals:		141,591 KBtu	1.864 KBtu/SqFt	\$8,442.41		

Energy

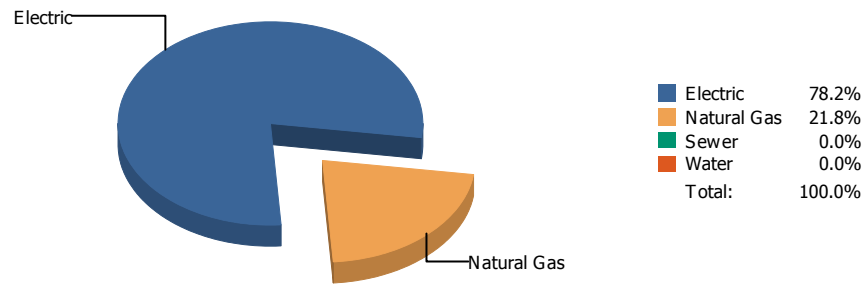


Cost

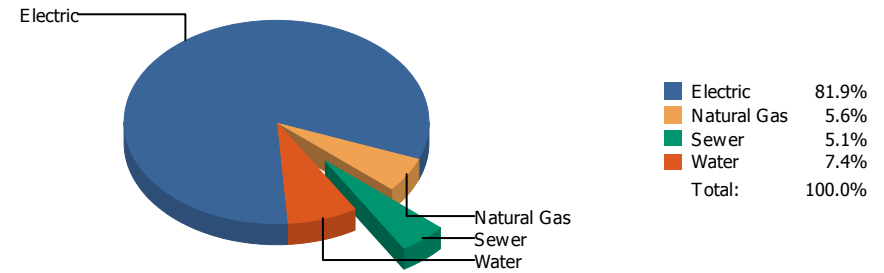


Commodity	Common Use	Energy Use	Energy Use / Area	Total Cost	Cost / Unit	Cost / Area
Place: [SUNSET HIGH_1] SUNSET HIGH SCHOOL [BUILDING]						
Area: 33,263 SqFt						
Billing Period: May 2018						
ELECTRIC	24,280.00 kWh	82,868 KBtu	2.491 KBtu/SqFt	\$2,816.80	\$0.116 /kWh	\$0.085 /SqFt
NATURALGAS	350.00 CCF	36,050 KBtu	1.084 KBtu/SqFt	\$317.90	\$0.908 /CCF	\$0.010 /SqFt
SEWER	23.00 CCF			\$137.20	\$5.965 /CCF	\$0.004 /SqFt
WATER	132.00 CCF			\$525.01	\$3.977 /CCF	\$0.016 /SqFt
Totals:		118,918 KBtu	3.575 KBtu/SqFt	\$3,796.91		

Energy

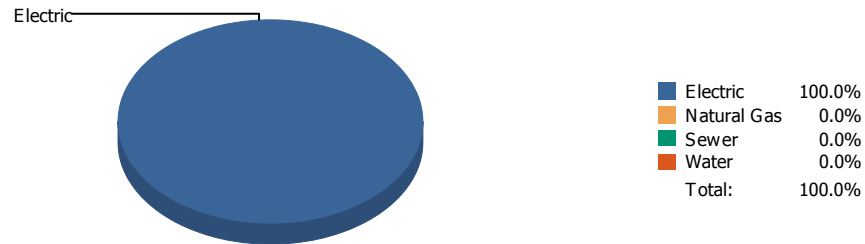


Cost

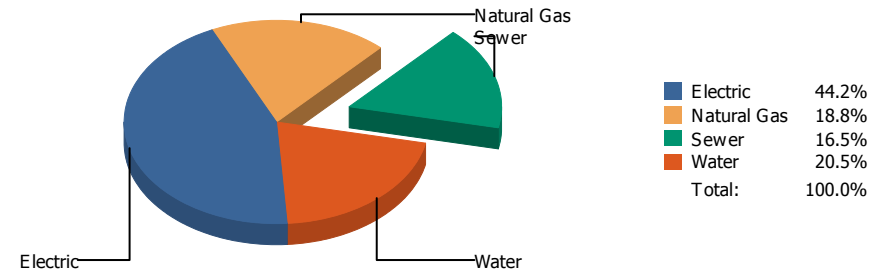


Commodity	Common Use	Energy Use	Energy Use / Area	Total Cost	Cost / Unit	Cost / Area
Place: [TELLES] R. TELLES ACADEMY 027 [BUILDING]						
Area: 38,000 SqFt						
Billing Period: May 2018						
ELECTRIC	37,600.00 kWh	128,329 KBtu	3.377 KBtu/SqFt	\$4,629.82	\$0.123 /kWh	\$0.122 /SqFt
NATURALGAS	347.00 CCF	35,741 KBtu	0.941 KBtu/SqFt	\$314.99	\$0.908 /CCF	\$0.008 /SqFt
SEWER	42.00 CCF			\$286.40	\$6.819 /CCF	\$0.008 /SqFt
WATER	80.00 CCF			\$420.57	\$5.257 /CCF	\$0.011 /SqFt
Totals:		164,070 KBtu	4.318 KBtu/SqFt	\$5,651.78		

Energy

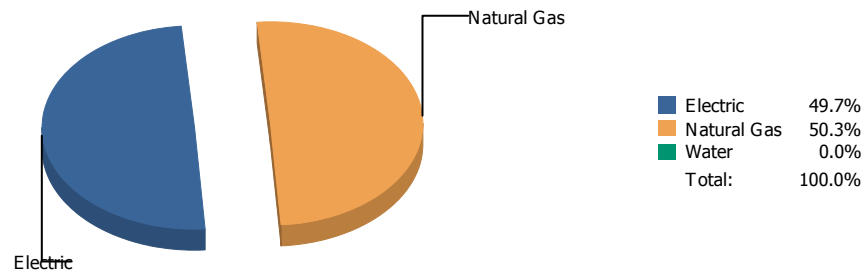


Cost

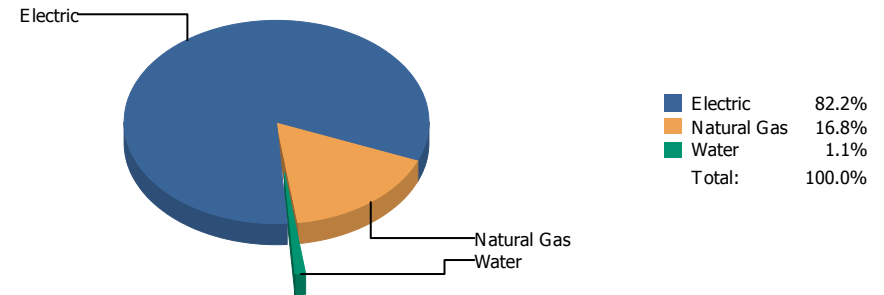


Commodity	Common Use	Energy Use	Energy Use / Area	Total Cost	Cost / Unit	Cost / Area
Place: [TENNISCENTER_2] TENNIS CENTER 000 [BUILDING]						
Area: 3,867 SqFt						
Billing Period: May 2018						
ELECTRIC	762.00 kWh	2,601 KBtu	0.673 KBtu/SqFt	\$265.12	\$0.348 /kWh	\$0.068 /SqFt
NATURALGAS	0.00 CCF	0 KBtu	0.000 KBtu/SqFt	\$112.88	\$0.000 /CCF	\$0.029 /SqFt
SEWER	3.00 CCF			\$99.00	\$33.000 /CCF	\$0.026 /SqFt
WATER	7.00 CCF			\$123.06	\$17.580 /CCF	\$0.032 /SqFt
Totals:		2,601 KBtu	0.673 KBtu/SqFt	\$600.06		

Energy

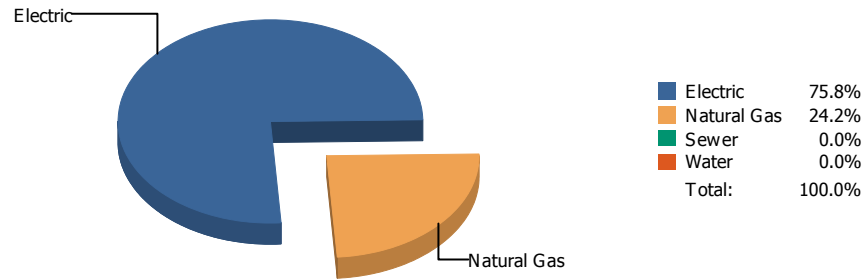


Cost

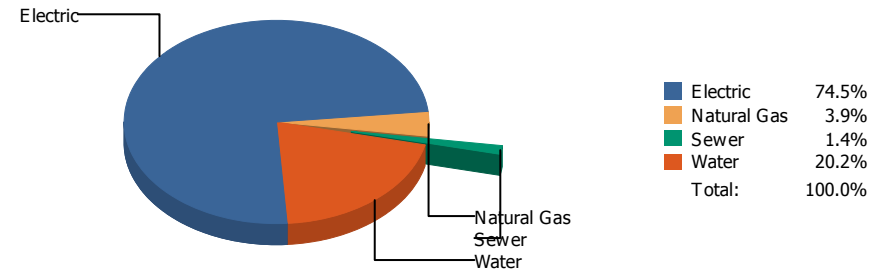


Commodity	Common Use	Energy Use	Energy Use / Area	Total Cost	Cost / Unit	Cost / Area
Place: [TERRACE] TERRACE HILLS 048 [BUILDING]						
Area: 138,021 SqFt						
Billing Period: May 2018						
ELECTRIC	31,800.00 kWh	108,533 KBtu	0.786 KBtu/SqFt	\$4,156.91	\$0.131 /kWh	\$0.030 /SqFt
NATURALGAS	1,066.00 CCF	109,798 KBtu	0.796 KBtu/SqFt	\$848.49	\$0.796 /CCF	\$0.006 /SqFt
WATER	0.00 CCF			\$54.48	\$0.000 /CCF	\$0.000 /SqFt
Totals:		218,331 KBtu	1.582 KBtu/SqFt	\$5,059.88		

Energy

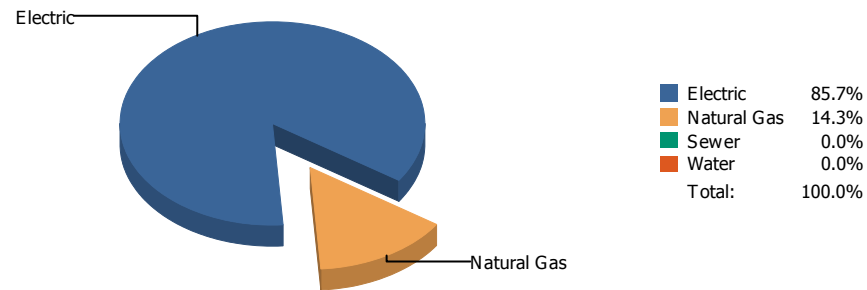


Cost

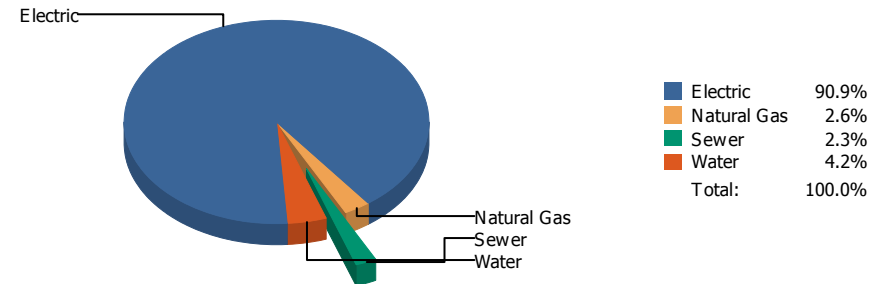


Commodity	Common Use	Energy Use	Energy Use / Area	Total Cost	Cost / Unit	Cost / Area
Place: [TIPPENELEMENTARY] TIPPIN ELEMENTARY 168 [BUILDING]						
Area: 88,360 SqFt						
Billing Period: May 2018						
ELECTRIC	77,640.00 kWh	264,985 KBtu	2.999 KBtu/SqFt	\$11,099.15	\$0.143 /kWh	\$0.126 /SqFt
NATURALGAS	821.00 CCF	84,563 KBtu	0.957 KBtu/SqFt	\$586.92	\$0.715 /CCF	\$0.007 /SqFt
SEWER	0.00 CCF			\$206.18	\$0.000 /CCF	\$0.002 /SqFt
WATER	517.00 CCF			\$3,013.24	\$5.828 /CCF	\$0.034 /SqFt
Totals:		349,548 KBtu	3.956 KBtu/SqFt	\$14,905.49		

Energy

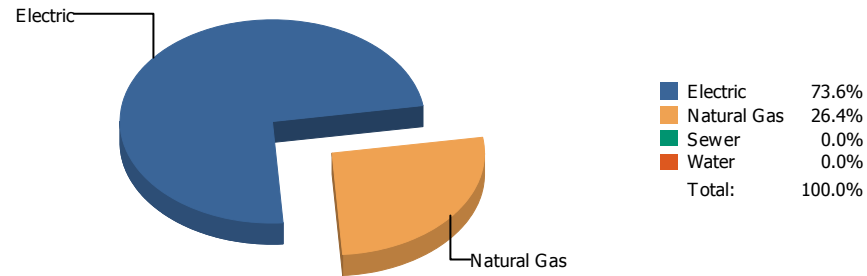


Cost

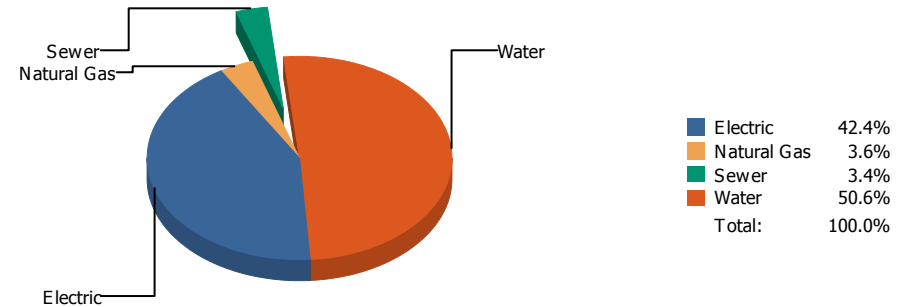


Commodity	Common Use	Energy Use	Energy Use / Area	Total Cost	Cost / Unit	Cost / Area
Place: [TOMLEA_2] TOM LEA 178 [BUILDING]						
Area: 88,828 SqFt						
Billing Period: May 2018						
ELECTRIC	101,840.00 kWh	347,580 KBtu	3.913 KBtu/SqFt	\$15,681.76	\$0.154 /kWh	\$0.176 /SqFt
NATURALGAS	564.00 CCF	58,092 KBtu	0.654 KBtu/SqFt	\$441.84	\$0.783 /CCF	\$0.005 /SqFt
SEWER	102.00 CCF			\$401.00	\$3.931 /CCF	\$0.005 /SqFt
WATER	197.00 CCF			\$718.85	\$3.649 /CCF	\$0.008 /SqFt
Totals:		405,672 KBtu	4.567 KBtu/SqFt	\$17,243.45		

Energy

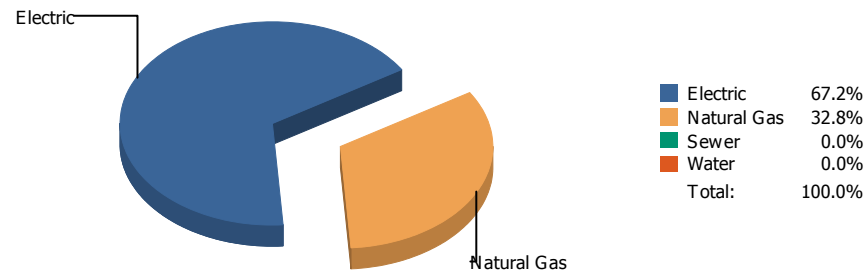


Cost

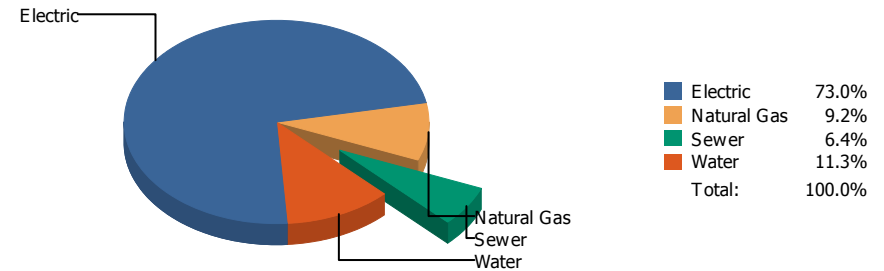


Commodity	Common Use	Energy Use	Energy Use / Area	Total Cost	Cost / Unit	Cost / Area
Place: [TRAVIS] TRAVIS 143 [BUILDING] Area: 78,925 SqFt Billing Period: May 2018						
ELECTRIC	29,880.00 kWh	101,980 KBtu	1.292 KBtu/SqFt	\$3,784.50	\$0.127 /kWh	\$0.048 /SqFt
NATURALGAS	355.00 CCF	36,565 KBtu	0.463 KBtu/SqFt	\$320.80	\$0.904 /CCF	\$0.004 /SqFt
SEWER	73.00 CCF			\$306.83	\$4.203 /CCF	\$0.004 /SqFt
WATER	743.00 CCF			\$4,515.87	\$6.078 /CCF	\$0.057 /SqFt
Totals:		138,545 KBtu	1.755 KBtu/SqFt	\$8,928.00		

Energy

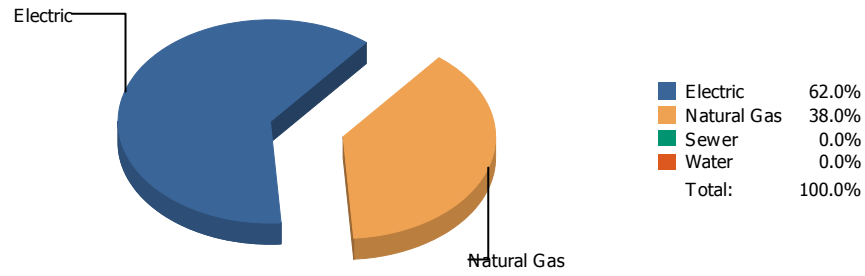


Cost

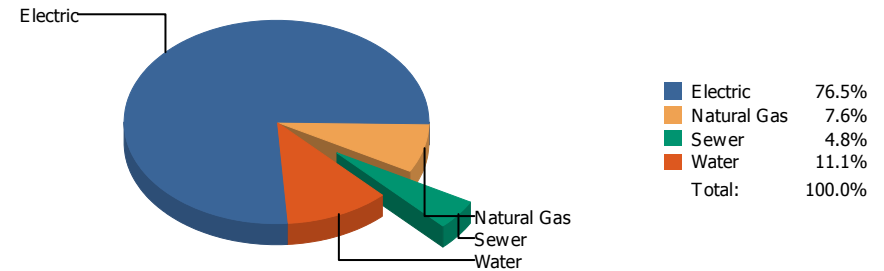


Commodity	Common Use	Energy Use	Energy Use / Area	Total Cost	Cost / Unit	Cost / Area
Place: [VILAS] VILAS 144 [BUILDING] Area: 66,992 SqFt Billing Period: May 2018						
ELECTRIC	41,185.00 kWh	140,564 KBtu	2.098 KBtu/SqFt	\$5,764.26	\$0.140 /kWh	\$0.086 /SqFt
NATURALGAS	667.00 CCF	68,701 KBtu	1.026 KBtu/SqFt	\$729.29	\$1.093 /CCF	\$0.011 /SqFt
SEWER	70.00 CCF			\$506.78	\$7.240 /CCF	\$0.007 /SqFt
WATER	182.00 CCF			\$891.42	\$4.898 /CCF	\$0.013 /SqFt
Totals:		209,265 KBtu	3.124 KBtu/SqFt	\$7,891.75		

Energy



Cost



Commodity	Common Use	Energy Use	Energy Use / Area	Total Cost	Cost / Unit	Cost / Area
Place: [W HILLS] WESTERN HILLS 146 [BUILDING]						
Area: 77,753 SqFt						
Billing Period: May 2018						
ELECTRIC	48,840.00 kWh	166,691 KBtu	2.144 KBtu/SqFt	\$6,877.08	\$0.141 /kWh	\$0.088 /SqFt
NATURALGAS	994.00 CCF	102,382 KBtu	1.317 KBtu/SqFt	\$684.46	\$0.689 /CCF	\$0.009 /SqFt
SEWER	61.00 CCF			\$434.07	\$7.116 /CCF	\$0.006 /SqFt
WATER	283.00 CCF			\$997.22	\$3.524 /CCF	\$0.013 /SqFt
Totals:		269,073 KBtu	3.461 KBtu/SqFt	\$8,992.83		

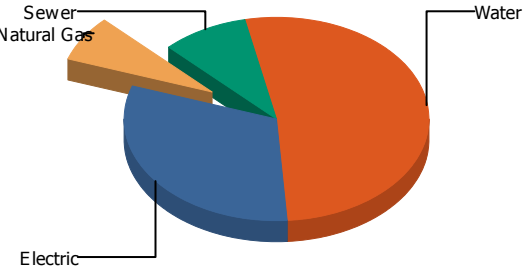
Energy

Electric



Electric	100.0%
Natural Gas	0.0%
Sewer	0.0%
Water	0.0%
Total:	100.0%

Cost

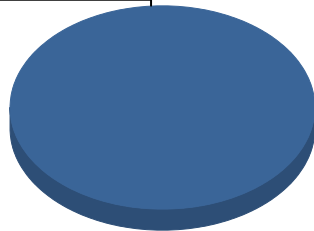
Sewer
Natural Gas

Electric	31.4%
Natural Gas	7.3%
Sewer	9.2%
Water	52.2%
Total:	100.0%

Commodity	Common Use	Energy Use	Energy Use / Area	Total Cost	Cost / Unit	Cost / Area
Place: [WAINWRIG] WAINWRIGHT 145 [BUILDING] Area: 38,227 SqFt Billing Period: May 2018						
ELECTRIC	10,700.00 kWh	36,519 KBtu	0.955 KBtu/SqFt	\$974.81	\$0.091 /kWh	\$0.025 /SqFt
NATURALGAS	0.00 CCF	0 KBtu	0.000 KBtu/SqFt	\$225.76	\$0.000 /CCF	\$0.006 /SqFt
SEWER	51.00 CCF			\$283.95	\$5.568 /CCF	\$0.007 /SqFt
WATER	280.00 CCF			\$1,618.00	\$5.779 /CCF	\$0.042 /SqFt
Totals:		36,519 KBtu	0.955 KBtu/SqFt	\$3,102.52		

Energy

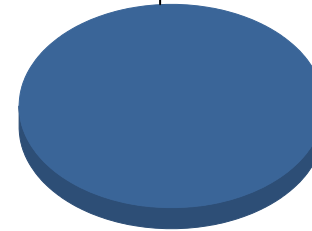
Electric



■ Electric 100.0%
Total: 100.0%

Cost

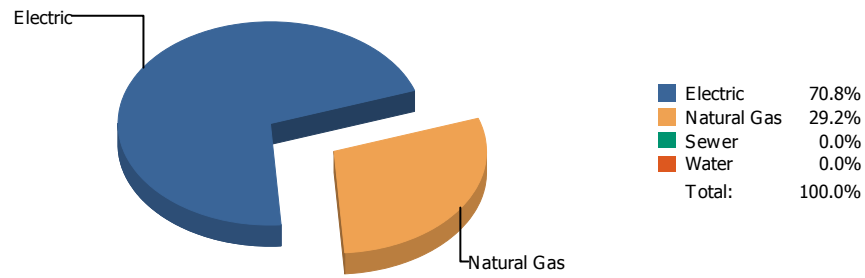
Electric



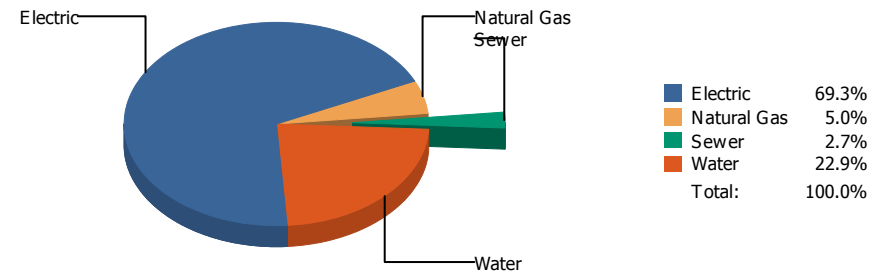
■ Electric 100.0%
Total: 100.0%

Commodity	Common Use	Energy Use	Energy Use / Area	Total Cost	Cost / Unit	Cost / Area
Place: [WESTSIDE] WESTSIDE TRANSPORTATION 951 [BUILDING]						
Area: 4,040 SqFt						
Billing Period: May 2018						
ELECTRIC	2,684.00 kWh	9,160 KBtu	2.267 KBtu/SqFt	\$345.85	\$0.129 /kWh	\$0.086 /SqFt
Totals:		9,160 KBtu	2.267 KBtu/SqFt	\$345.85		

Energy



Cost



Commodity	Common Use	Energy Use	Energy Use / Area	Total Cost	Cost / Unit	Cost / Area
Place: [WHITAKER] WHITAKER 153 [BUILDING] Area: 89,458 SqFt Billing Period: May 2018						
ELECTRIC	97,320.00 kWh	332,153 KBtu	3.713 KBtu/SqFt	\$12,022.93	\$0.124 /kWh	\$0.134 /SqFt
NATURALGAS	1,332.00 CCF	137,196 KBtu	1.534 KBtu/SqFt	\$875.16	\$0.657 /CCF	\$0.010 /SqFt
SEWER	91.00 CCF			\$473.26	\$5.201 /CCF	\$0.005 /SqFt
WATER	1,010.00 CCF			\$3,980.51	\$3.941 /CCF	\$0.044 /SqFt
Totals:		469,349 KBtu	5.247 KBtu/SqFt	\$17,351.86		

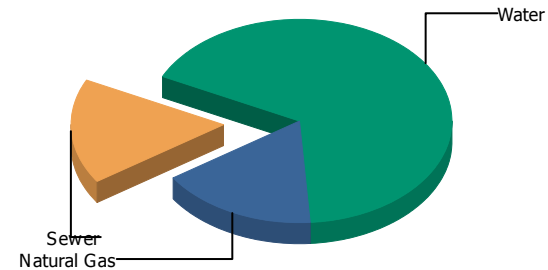
Energy

Natural Gas



Natural Gas	100.0%
Sewer	0.0%
Water	0.0%
Total:	100.0%

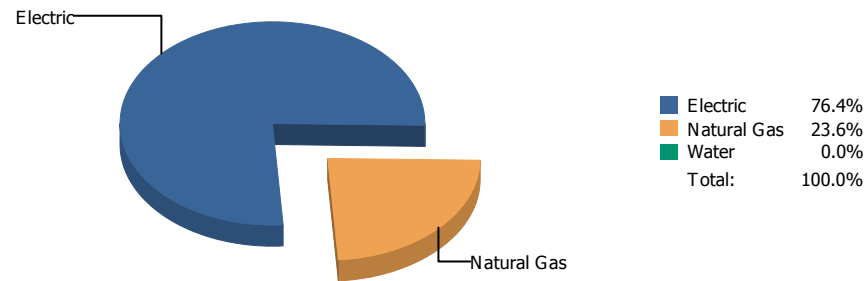
Cost



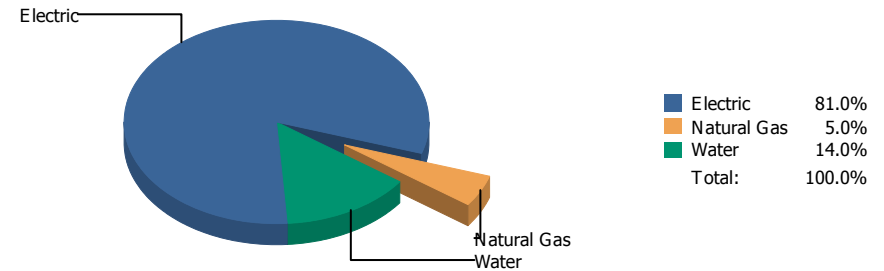
Natural Gas	16.7%
Sewer	16.6%
Water	66.7%
Total:	100.0%

Commodity	Common Use	Energy Use	Energy Use / Area	Total Cost	Cost / Unit	Cost / Area
Place: [WHITE] ZACH WHITE ELEMENTARY NEW-1997 [BUILDING]						
Area: 92,458 SqFt						
Billing Period: May 2018						
NATURALGAS	314.00 CCF	32,342 KBtu	0.350 KBtu/SqFt	\$408.65	\$1.301 /CCF	\$0.004 /SqFt
SEWER	116.00 CCF			\$408.10	\$3.518 /CCF	\$0.004 /SqFt
WATER	491.00 CCF			\$1,635.93	\$3.332 /CCF	\$0.018 /SqFt
Totals:		32,342 KBtu	0.350 KBtu/SqFt	\$2,452.68		

Energy

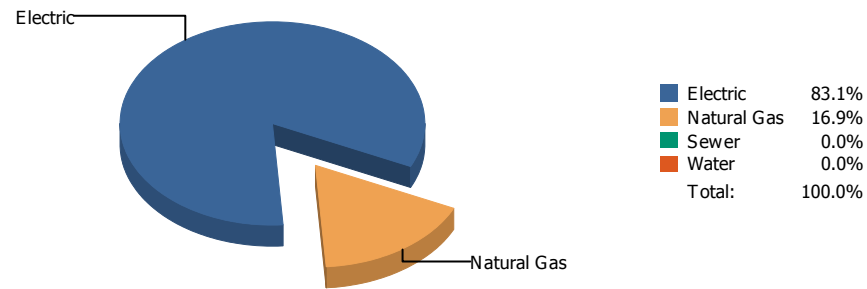


Cost

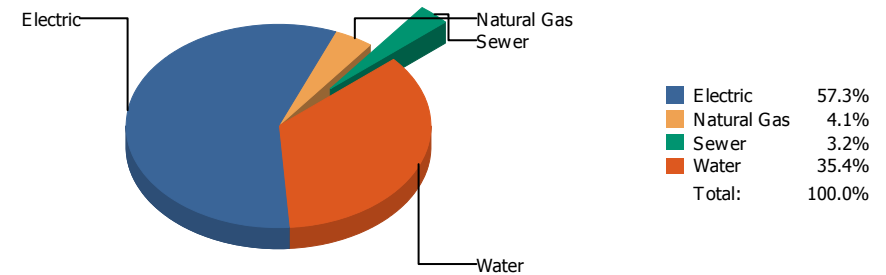


Commodity	Common Use	Energy Use	Energy Use / Area	Total Cost	Cost / Unit	Cost / Area
Place: [WIGGS] WIGGS 052 [BUILDING] Area: 110,689 SqFt Billing Period: May 2018						
ELECTRIC	56,520.00 kWh	192,903 KBtu	1.743 KBtu/SqFt	\$7,320.12	\$0.130 /kWh	\$0.066 /SqFt
NATURALGAS	579.00 CCF	59,637 KBtu	0.539 KBtu/SqFt	\$450.29	\$0.778 /CCF	\$0.004 /SqFt
WATER	345.00 CCF			\$1,262.17	\$3.658 /CCF	\$0.011 /SqFt
Totals:		252,540 KBtu	2.282 KBtu/SqFt	\$9,032.58		

Energy

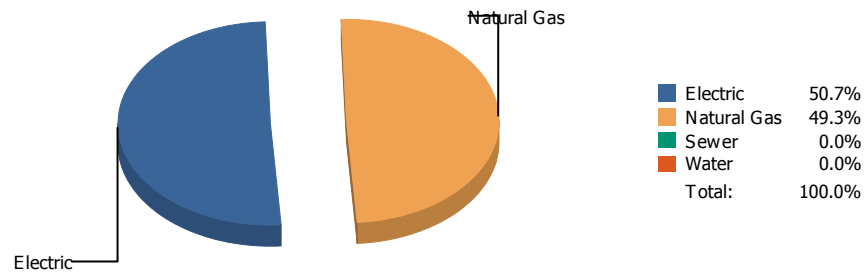


Cost

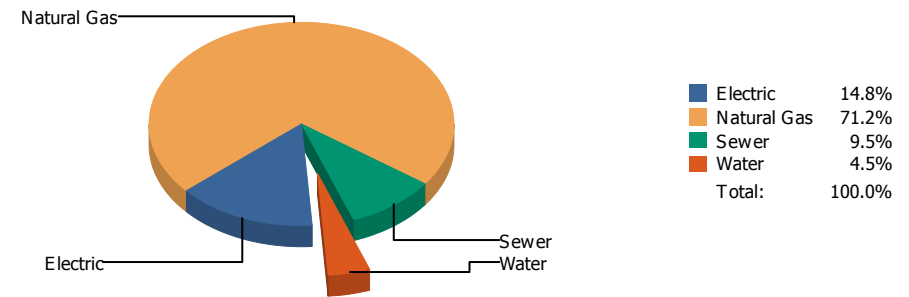


Commodity	Common Use	Energy Use	Energy Use / Area	Total Cost	Cost / Unit	Cost / Area
Place: [ZAVALA] ZAVALA 148 [BUILDING] Area: 53,356 SqFt Billing Period: May 2018						
ELECTRIC	28,750.00 kWh	98,124 KBtu	1.839 KBtu/SqFt	\$3,172.03	\$0.110 /kWh	\$0.059 /SqFt
NATURALGAS	194.00 CCF	19,982 KBtu	0.375 KBtu/SqFt	\$225.89	\$1.164 /CCF	\$0.004 /SqFt
SEWER	43.00 CCF			\$175.40	\$4.079 /CCF	\$0.003 /SqFt
WATER	313.00 CCF			\$1,958.54	\$6.257 /CCF	\$0.037 /SqFt
Totals:		118,106 KBtu	2.214 KBtu/SqFt	\$5,531.86		

Energy

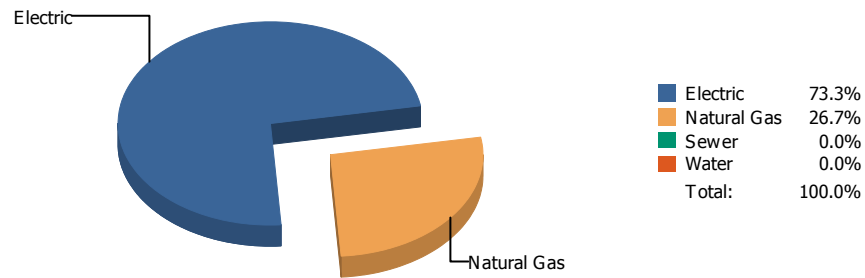


Cost

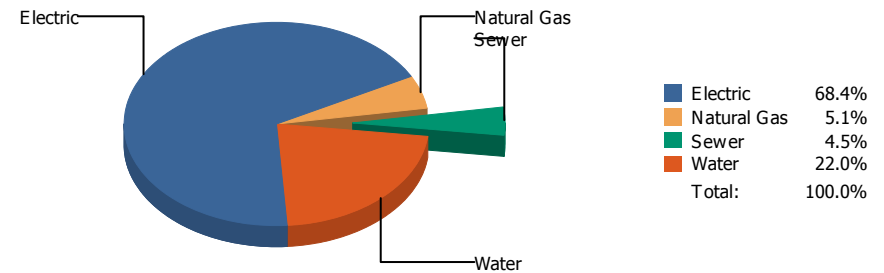


Commodity	Common Use	Energy Use	Energy Use / Area	Total Cost	Cost / Unit	Cost / Area
Place: [ZUNI] ZUNI COTTAGES 952 [BUILDING] Area: 3,505 SqFt Billing Period: May 2018						
ELECTRIC	31.00 kWh	106 KBtu	0.030 KBtu/SqFt	\$47.07	\$1.518 /kWh	\$0.013 /SqFt
NATURALGAS	1.00 CCF	103 KBtu	0.029 KBtu/SqFt	\$226.33	\$226.330 /CCF	\$0.065 /SqFt
SEWER	0.00 CCF			\$30.28	\$0.000 /CCF	\$0.009 /SqFt
WATER	0.00 CCF			\$14.32	\$0.000 /CCF	\$0.004 /SqFt
Totals:		209 KBtu	0.060 KBtu/SqFt	\$318.00		

Energy



Cost



Commodity	Common Use	Energy Use	Energy Use / Area	Total Cost	Cost / Unit	Cost / Area
Place Summary Report						
Area: 10,748,824 SqFt						
Billing Period: May 2018						
ELECTRIC	6,556,567.00 kWh	22,377,563 KBtu	2.082 KBtu/SqFt	\$877,625.86	\$0.134 /kWh	\$0.082 /SqFt
NATURALGAS	79,108.00 CCF	8,148,124 KBtu	0.758 KBtu/SqFt	\$65,680.00	\$0.830 /CCF	\$0.006 /SqFt
SEWER	16,536.00 CCF			\$57,237.84	\$3.461 /CCF	\$0.005 /SqFt
WATER	65,861.00 CCF			\$282,422.10	\$4.288 /CCF	\$0.026 /SqFt
Totals:		30,525,687 KBtu	2.840 KBtu/SqFt	\$1,282,965.80		

* Please note per area calculations only include buildings with a floor area greater than 0.

Requested by: deiland

Client version:

Report version: 7

Filters: Meters in Building Name: Not one of NORTHEAST BOOK DEPOSITORY 814;ZACH WHITE MODULAR SCHOOL 147;START SCHOOL EARLY 1 DAY
VALUE;STADIUM RATE CHANGES;SKY PARK IB1;SKY PARK I 200;SKY PARK;REMCON COTTAGES;PARKDALE COTTAGES 957;NEW COMPUTERS SINCE JUNE
1990;Lighting;HONDO PASS COTTAGES;Butterfield Trail Warehouse;BRANON COTTAGES 955;BLUE FLAME BLDG.;BARCELONA COTTAGES;ALL REFUNDS AND
REBATES; ; Bill is Void Equals 0; Account is Active Equals 1; Bill is from External Vendor Equals 1; ; Billing Period Equals May 2018

Record count: 0